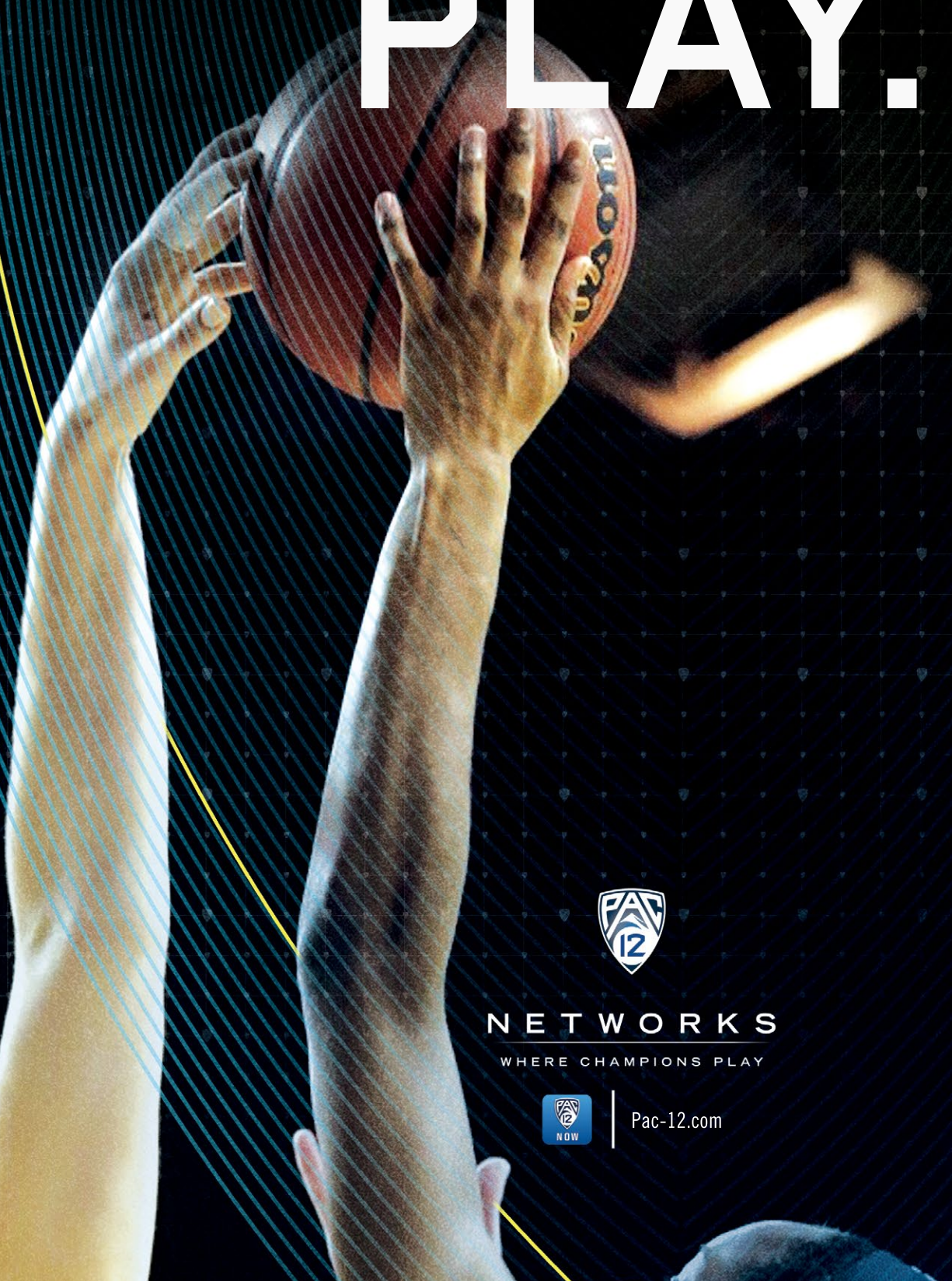


2016-2017 WOMEN'S BASKETBALL MEDIA GUIDE

CONFERENCE OF CHAMPIONS



THRILL. RALLY. PLAY.



NETWORKS

WHERE CHAMPIONS PLAY



| Pac-12.com



LARRY SCOTT
PAC-12 COMMISSIONER

WELCOME!

Thank you for taking the time to learn more about the Pac-12 Conference. This year marks the beginning of the Pac-12's second century, a new era of college sports in the West. As we move forward, the Pac-12 intends to exemplify the best of what a collegiate conference can do for its universities, students, alumni, and campus communities, while adhering to our strong conviction that academic and athletic excellence can and should go hand in hand.

That balance of athletic and academic achievement has come to define the Pac-12 as the "Conference of Champions®." Our conference is home to 12 of the most outstanding universities in the world and has won a total of 488 NCAA titles, by far the most of any conference in the country. As we celebrate our tradition of success on and off the field, we also strive to modernize collegiate athletics for the benefit of all student-athletes, present and future.

The most vital role of the Conference is to ensure that the 7,000 student-athletes across the Pac-12 have every possible opportunity to excel in their sport and otherwise. We are funding important research to improve student-athlete health and well-being, we have added student-athletes to the Conference's formal governance structure, and we're working with our campuses to make sure student-athletes have the time necessary to pursue all of their academic and extracurricular interests.

The Pac-12 is uniquely committed to a global vision of college sports. We're taking our unique combination of elite higher education and best-in-class athletics and exporting it around the world, while giving student-athletes the opportunity to enjoy new cultural experiences.

We are also proud to provide our student-athletes with unprecedented exposure on Pac-12 Networks, an integrated media company dedicated to telling the amazing stories of our student-athletes and universities across all of our platforms.

In addition to telling these great stories, Pac-12 Networks pushes the limit of what a wholly owned media company can do for Pac-12 schools. From televising 850 live events, to engaging fans on innovative digital platforms, to providing athletic departments sales, sponsorship, and analytics support, Pac-12 Networks provides our universities with incredible resources and flexibility in a new era of collegiate athletics.

As you can see, there are many exciting things happening on and off the field as the Pac-12 begins its second century. Like the 100 years before it, the 2016-17 academic year promises to produce magic moments, championship performances, and inspiring role models across our 23 sports. I hope you enjoy every minute of it.

Sincerely,

A handwritten signature in blue ink, appearing to read "Larry Scott". The signature is fluid and stylized, with a long horizontal stroke at the end.

Commissioner Larry Scott



Lined area for notes with horizontal lines.



TABLE OF CONTENTS

Table of Contents	3
Conference of Champions®	4-5
Composite Schedule	6-7
Pac-12 Television & Pac-12 Tournament Schedule	8
Pac-12 Tournament & NCAA Tournament Schedules.....	9-10
Pac-12 Women's Basketball History	11

2016-17 TEAM INFORMATION

Arizona	12-13
Arizona State	14-15
California	16-17
Colorado	18-19
Oregon	20-21
Oregon State	22-23
Stanford	24-25
UCLA	26-27
USC	28-29
Utah	30-31
Washington	32-33
Washington State	34-35

2015-16 SEASON REVIEW

Season Review	36
Season Honors	37
Season Statistics	38-39
Conference Only Statistics.....	40-41
Season Superlatives	42

RECORDS

Individual Records	43
Team Records	44
Career Leaders	45
Single-Season Leaders	46-47
Annual Leaders	48-51
Top Performances	52
Coaching Records	53

PAC-12 TOURNAMENT

Pac-12 Tournament History & Honors	54-56
Pac-12 Tournament Records	57-60

HONORS

All-Americans	62
National Honors	63
Academic & NCAA Honors.....	64
All-Conference Teams	65-67
All-Freshman Teams	68
All-Defensive Teams.....	68
Conference Honors	69
All-Academic Teams	70-71
Players of the Week	72-73
All-Time Preseason Coaches Polls	74-75
Media Awards	76-77

HISTORY

Yearly Conference Champions	79
All-Time Standings	80-81
Series Records	82-91
Final AP Polls	92-93
Final WBCA Polls	94-95
NCAA Tournament History	96-98
WNIT History	99-100
Pac-12 in the WNBA	102-105

PAC-12 CONFERENCE

Commissioner Larry Scott	106
Director's Cup & 2013-14 Medal Winners	107
Pac-12 Staff	108-110
Pac-12 NCAA Championships	111-113
Conference Championships	114-118
Media Services.....	119

PAC-12 CONFERENCE STAFF DIRECTORY

360 3rd Street, 3rd Floor
San Francisco, CA 94107
Phone: (415) 580-4200 Fax: (415) 549-2829
www.pac-12.com

Arizona • Arizona State • California • Colorado
Oregon • Oregon State • Stanford • UCLA
USC • Utah • Washington • Washington State

Commissioner: Lawrence G. Scott
Deputy Commissioner/Chief Operating Officer: Jamie Zaninovich
General Counsel, Senior Vice President of Business Affairs: Woodie Dixon
Chief Marketing Officer: Danette Leighton
Chief Financial Officer: Ron McQuate
Senior Associate Commissioner/SWA: Gloria Nevarez
Senior Vice President, Public Affairs: Erik Hardenbergh
Associate Commissioner, Governance & Enforcement: Ron Barker
Associate Commissioner, Sports Management: Chris Dawson
Assoc. Commissioner, Sports Management & Championships: Chris Grant
Associate Commissioner, Television: Duane Lindberg
Associate Commissioner, Compliance: Erik Price
Associate Commissioner, Governance & Enforcement: Tammy Newman
Vice President, Officiating: David Coleman
Vice President, Communications: David Hirsch
Vice President, Operations: Will Hunter
Vice President, Marketing: Heather Vaughan
Senior Director, Human Resources: Anna Roberts
Assistant Commissioner, Communications: Natalia Ciccone
Assistant Commissioner, Compliance: Chris Merino
Asst. Commissioner, Sports Management & Championships: Cheryl Wong
Director, Communications: Jesse Hooker
Director, Business Operations: Taylor Lien
Director, Marketing: Noveen Moinpour
Director, Video Operations: Mike Ortiz
Controller: Shannon Burrow
Senior Manager, Ticket Sales: Scott Tester
Senior Manager, International: Carrie Xu
Executive Assistant to the Commissioner: In Ja Halcomb
Manager, Operations: Ronny Bush
Graphic Designer: Theo Mendoza
Assistant Director, Business & Finance: Lina Diaz
Assistant Director, Sports Management & Championships: Sean Harris
Specialist, Public Affairs: Liz Beadle
Coordinator, Officiating & Sports Management: Jamie Alfieri
Coordinator, Video Operations: Michael Brady
Administrative Fellow: Jamie Friderichs
Communications Fellows: Molly Babcock, Kasey Carlson
Senior Administrative Assistant: Wendy Heredia
Administrative Assistants: Meghan Cesnik, Kina Tua

WOMEN'S BASKETBALL ADMINISTRATION

Senior Associate Commissioner/SWA/Men's Basketball: Gloria Nevarez
Associate Commissioner, Sports Management/Women's Basketball
Coaches Liaison: Chris Dawson
Coordinator of Women's Basketball Officiating: Violet Palmer

CREDITS

The 2016-17 Pac-12 Conference Women's Basketball Media Guide has been produced by the Pac-12 Communications Office. Layout by Natalia Ciccone, Assistant Commissioner, Communications. Cover Design by Pac-12 Marketing staff. Contributions from SID offices of Pac-12 institutions and KASEY CARLSON. Contact member institutions for photo credit. Copies of this guide are available online only at www.pac-12.com.



BUILT ON A FIRM FOUNDATION of academic excellence and superior athletic performance, the Pac-12 Conference renewed its undisputed claim as the Conference of Champions® in 2015-16. At the same time, its accomplishments and milestones extended beyond the fields

and courts to the classrooms, and beyond its traditional geographic footprint all the way to Asia.

On the field, the Pac-12 rises above the rest, claiming an incredible 150 NCAA team titles since 1999-2000, including a nation-leading 10 in 2015-16, an average of nearly 10 championships per academic year. Even more impressive has been the breadth of the Pac-12's success, with championships coming in 29 different men's and women's sports. The Pac-12 has led or tied the nation in NCAA Championships in 51 of the last 56 years, the only exceptions being in 1980-81, 1988-89, 1990-91 and 1995-96 when the Conference finished second, and only twice finished third in 1998-99 and 2004-05.

For the 11th-consecutive year, the Pac-12 had the most or tied for the most NCAA titles of any conference in the country, winning at least six every year since 2000-01. No other conference has won double-digit NCAA crowns in a single year, the Pac-12 doing so eight times, including a record 14 in 1996-97.

Spanning nearly a century of outstanding athletics achievements, the Pac-12 was the first conference to reach 400 championships in 2010-11. With the inclusion of Colorado and Utah, the Conference surpassed another major milestone, with league teams capturing 450 titles, outdistancing the next conference by nearly 200. In all, Conference teams have won 488 NCAA Championships (295 men's, 164 women's, 29 combined).

Pac-12 members have won 295 NCAA team championships on the men's side, 77 more than the next closest conference. Men's NCAA crowns have come at a phenomenal rate for the Pac-12 - 16 basketball titles by six schools, 54 tennis titles, 47 outdoor track & field crowns, and 28 baseball titles. Pac-12 members have won 25 of 47 NCAA titles in volleyball, 42 of 47 in water polo, 29 in skiing, and 24 in swimming & diving national championships.

Individually, the Conference has produced an impressive number of NCAA individual champions. Over 2,000 (2,248) individual crowns have been won by Pac-12 student-athletes over the years with 1,352 by male student-athletes. Student-athletes have also captured 179 individual titles at combined championships (ie., skiing and fencing).

On the women's side, the story is much the same. Since the NCAA began conducting women's championships 35 years ago, Pac-12 members have claimed at least four national titles in a single season on 26 occasions, including a current streak of 16-consecutive years, dating back to 2000. Overall, the Pac-12 has captured 164 NCAA women's titles, easily outdistancing the SEC, which is second with 99. Pac-12 members have dominated a number of sports, winning 23 softball titles, 22 tennis crowns, 14 volleyball titles, 17 of the last 27 trophies in golf, and 14 in swimming & diving.

Pac-12 women student-athletes shine nationally on an individual basis, as well, having captured an unmatched 717 NCAA individual crowns, an average of over 20 championships per season.

The Pac-12's excellence is further proven in the annual Division I Learfield Sports Directors' Cup competition, the prestigious award that honors the best overall collegiate athletics programs in the country. STANFORD continued its remarkable run and won a remarkable 22nd-consecutive Directors' Cup in 2015-16 to lead the Conference. Six Pac-12 member institutions ranked among the top-15 Division I programs, and a remarkable seven institutions were in the top 25: No. 1 STANFORD, No. 4 USC, No. 6 UCLA, No. 10 OREGON No. 11 CALIFORNIA, No. 14 WASHINGTON and No. 25 ARIZONA. At least five member institutions have been ranked in the top 20 in all but one year of the Director's Cup program, with seven appearing in the top 20 on five different occasions (1998, 2001, 2003, 2005 and 2006).

2015-16 REVIEW

The Conference's 10 NCAA titles came in the form of four men's and six women's crowns. Half the membership schools claimed at least one NCAA title and, of the seven institutions in the country to have won multiples titles, three were from the Pac-12.

OREGON was one of just two teams in the nation to claim three championships, sweeping the men's and women's indoor track & field crowns for the second time in three years, then winning its first-ever title in men's golf. STANFORD and USC also took home a pair of titles each. The Cardinal extended its streak of winning a NCAA title to 40 years, holding up the national championship trophy for the first time ever in men's soccer, while also adding to its NCAA-record number of national championships in women's tennis, capturing the program's 18th all-time. USC made history winning the inaugural NCAA Beach Volleyball title, then won the women's water polo championship where three of the four semifinal teams were Pac-12 members.

WASHINGTON also won its first-ever golf title, taking home the women's crown, while UCLA, the nation's leader in all-time NCAA titles, upped its all-time national championship count to 113 after successfully defending its men's water polo title. CALIFORNIA won the women's rowing championship, ending a 10-year drought, also giving the Conference a title in the sport for the first time since 2009.

In addition to the 10 national championships, the Pac-12 also had runners-up in 11 NCAA Championship events: men's and women's cross country (COLORADO), men's gymnastics (STANFORD), skiing (COLORADO), men's swimming (CALIFORNIA), women's swimming (STANFORD), baseball (ARIZONA), women's golf (STANFORD), women's track & field (OREGON), and women's water polo (STANFORD). Overall, the Conference had 38 teams finish in the top four at 22 NCAA Championship events, including three teams in the top four in men's cross country, women's golf, and men's and women's water polo.

Participation in the postseason was a common occurrence for the Pac-12 in 2015-16. Of the 23 sports sponsored by the Conference, 19 witnessed at least half its teams participating in NCAA or other postseason action. The men sent 73 of a possible 103 teams into the postseason (70.8 percent), while the women sent 79 of a possible 115 teams (68.7 percent).

The Pac-12 had a record number of bowl bids with 10 teams participating in the postseason also producing a 6-4 record, tying the Conference record for bowl wins in a season. Conference Champion STANFORD turned in a convincing 45-16 victory in the Rose Bowl to cap the Pac-12's history-making season. 2015 marked the third-straight year the

Pac-12 has sent at least eight teams to bowl games. A record nine teams boasted winning records, besting the previous record of eight the previous three years, with 10 squads notching at least six victories. The Cardinal extended the Pac-12 North's undefeated streak to five, defeating Pac-12 South Champion USC, 41-22, in the Pac-12 Football Championship Game at Levi's Stadium in Santa Clara, Calif. While the Trojans lost a two-point heartbreaker in the Holiday Bowl, ARIZONA (New Mexico), CALIFORNIA (Armed Forces), UTAH (Royal Purple Las Vegas), WASHINGTON (Heart of Dallas Bowl) and WASHINGTON STATE (Hyundai Sun Bowl) each earned wins, along with the Cardinal. ARIZONA STATE (Motel 6 Cactus Bowl), OREGON (Valero Alamo Bowl) and UCLA (Foster Farm Bowl) all took part in bowl games, as well.

Eight Pac-12 men's basketball teams earned postseason bids, including a Pac-12-record seven NCAA Tournament bids. OREGON captured the regular-season crown then followed up claiming the Pac-12 Tournament title at the MGM Garden Grand Arena in Las Vegas. The Ducks advanced to the NCAA Elite Eight, making the Pac-12 the only conference to advance that far in each of the last three years. UO was joined by ARIZONA, CALIFORNIA, COLORADO, OREGON STATE, USC and UTAH in the Big Dance. WASHINGTON represented the Conference in the NIT, advancing to the second round.

Pac-12 women's basketball had its most competitive and historic season during the Conference's Centennial. The season was capped by OREGON STATE and WASHINGTON advancing to the NCAA Women's Final Four, the first-ever appearances by both teams and also the first time ever the Pac-12 had two representatives in the national semifinal. The Conference won a record 14 NCAA Tournament games, advancing four teams to the Sweet 16 and three to the Elite Eight, both also firsts for the Conference. OSU earned a share of the Pac-12 regular-season crown with ARIZONA STATE, the Beavers eventually capturing their first-ever Pac-12 Tournament title as the No. 1 seed at KeyArena in Seattle. ASU, STANFORD and UCLA nabbing NCAA Tournament berths with all but the Huskies earning the right to host first- and second-round games. OREGON and UTAH combined for six WNIT wins, giving the Pac-12 20 postseason victories, by far a league record. Four teams appeared in the final Associated Press poll, the most ever for the Conference, and all appeared in the top 15. Five earned rankings in the USA Today/WBCA poll, the Beavers leading the way with a program-record No. 2 rating. UW was ranked No. 8 in that poll, also a team record, Stanford was No. 11, UCLA was No. 13 and ASU was No. 16.

For the fourth time in league history, the Pac-12 crowned co-champions in volleyball. USC won its fifth title in program history while WASHINGTON captured its fourth all-time, including its second in the last three years. Seven teams earned NCAA Tournament berths, the 16th-consecutive year the league has received at least six bids. The Trojans were the No. 1 overall seed in the tournament, while UW (No. 5), STANFORD (No. 8) and UCLA (No. 14) garnered one of 16 seeds. ARIZONA and OREGON also participated in the 64-team field. A record nine teams appeared in the AVCA Preseason Coaches poll, UW and USC both occupied the No. 1 spot in the polling during the season, and the four seeded teams were in the final polling of the season. The Pac-12 has dominated the sport of women's volleyball, winning a record 14 NCAA volleyball titles since 1982.

Pac-12 baseball also recorded historic moments

as UTAH earned its first-ever Pac-12 regular-season crown after finishing last in the league standings the year before. The Utes earned the Conference's automatic bid, with ARIZONA, ARIZONA STATE and WASHINGTON earning at-large NCAA Tournament bids. Ranked No. 2 in the final national rankings, the Wildcats made a run at the national title as it reached the College World Series championship series in Omaha, Neb., before coming up short. The Pac-12 has, by far, won the most baseball national titles of any conference in the country, claiming 28 titles dating back to 1947. The Wildcats were ranked second in the final Baseball America poll after entering the postseason unranked.

The Pac-12 Conference has historically dominated the sport of softball where league teams have claimed 23 NCAA titles in the 35-year history of the championship. Pac-12 teams captured an unprecedented nine in a row from 1988-1997, then most recently claimed six-straight from 2006-11. Eight teams participated in the tournament in 2016, marking the 20th-straight season the Pac-12 has had five or more teams advance to the postseason, and has had at least three berths every year since the league began sponsoring the sport in 1987. OREGON claimed its fourth-consecutive Pac-12 regular-season title, while UCLA made its 27th appearance in the NCAA Women's College World Series.

PAC-12 CONFERENCE HISTORY

The roots of the Pac-12 Conference date back 100 years to December 2, 1915, when the Pacific Coast Conference (PCC) was founded at a meeting at the Imperial Hotel in Portland, Ore. The original membership consisted of four schools - the University of California at Berkeley, the University of Washington, the University of Oregon, and Oregon Agricultural College (now Oregon State University).

All still are charter members of the Conference.

Pacific Coast Conference play began in 1916 and, one year later, Washington State College (now Washington State University) was accepted into the league, with Stanford University following in 1918.

In 1922, the PCC expanded to eight teams with the admission of the University of Southern California (USC) and the University of Idaho. In 1924, the University of Montana joined the league roster and in 1928, the PCC grew to 10 members with the addition of UCLA.

The Pacific Coast Conference competed as a 10-member league until 1950, with the exception of 1943-45 when World War II curtailed intercollegiate athletic competition to a minimum. During that time, the league's first commissioner was named. Edwin N. Atherton was Commissioner in 1940 and was succeeded by Victor O. Schmidt in 1944. In 1950, Montana resigned from the Conference and the PCC continued as a nine-team Conference through 1958.

In 1959, the PCC was dissolved and the Athletic Association of Western Universities (AAWU) was formed with Thomas J. Hamilton was appointed Commissioner of the new league. The original AAWU membership included California, Stanford, USC, UCLA and Washington. Washington State joined the membership in 1962, while Oregon and Oregon State joined in 1964. Under Hamilton's watch, the name Pacific-8 Conference was adopted in 1968. In 1971, Wiles Hallock took over as Commissioner of the Pac-8.

Ten years later, on July 1, 1978, the University of Arizona and Arizona State University were admitted to the league and the Pacific-10 Conference became a reality. In 1986-87, the league took on a new look, expanding to include 10 women's sports. Since then, the Conference has been considered

the premiere league in women's athletics, securing the most NCAA titles in women's sports of any conference nearly every year.

Thomas C. Hansen was named the Commissioner of the Pac-10 in 1983, a role he would hold for 26 years until 2009, and was succeeded by current Commissioner Larry Scott, who took on the new role in July 2009.

During the 2010-11 academic year, the University of Colorado accepted its invitation to join the Pac-12 on June 11, 2010, and on June 17, 2010, the University of Utah agreed to join the Conference. The Buffaloes and Utes officially became the 11th and 12th members of the Conference on July 1, 2011, the first additions to the league since 1978.

It was during that 2010-11 academic year that Scott helped deliver monumental changes that transformed the Conference into a modern 12-team league. In addition to expanding to 12 teams, member institutions agreed to equal revenue sharing for the first time in the Conference's history, created two divisions - the North and the South, for football only and established a Football Championship Game for the first time ever. He also secured a landmark media rights deal that dramatically increased national exposure and revenue for each school, establishing the Pac-12 Networks and Pac-12 Digital Network that guaranteed enhanced exposure across all sports.

Currently, the Pac-12 sponsors 11 men's sports and 12 women's sports, with beach volleyball added in 2015-16. Additionally, the Conference is a member of the Mountain Pacific Sports Federation (MPSF) in four other men's sports and three women's sports.

The Pac-12 Conference offices are located in the heart of San Francisco in the SOMA district.

LEARFIELD SPORTS DIRECTORS' CUP

The STANFORD Cardinal captured their 22nd-consecutive Directors' Cup in leading the Pac-12 Conference to another impressive finish in the final 2015-16 Division I Learfield Sports Directors' Cup standings, the National Association of Collegiate Directors of Athletics (NACDA) announced.

Led by a spring NCAA title in women's tennis, and a pair of runner-up finishes in women's golf and women's water polo, Stanford won its 22nd-consecutive Cup. The Cardinal grabbed another NCAA title in men's soccer and posted eight top five finishes in tallying an impressive 1,526.50 points. That's 220 points more than runner-up Ohio State.

USC finished fourth (1,196.25 points) for its third consecutive top 10 finish. The Trojans captured a pair of spring titles in women's water polo and beach volleyball. UCLA placed sixth overall, its 20th top 10 finish in the Directors' Cup, with 1,091.50 points. The Bruins collected a title in men's water polo and posted six other top-five finishes during the 2015-16 year. Behind its three national titles in men's golf, and men's and women's indoor track and field, OREGON posted its highest finish ever in the Directors' Cup at 10th with 973.75 points. CALIFORNIA added a national title in women's rowing and placed 11th with 966.00 points. WASHINGTON added an NCAA title in women's golf and placed 14th with 951.50 points, while ARIZONA posted a national runner-up finish in baseball and collect 740.75 points giving the Pac-12 Conference a phenomenal seven teams among the top 25.

ARIZONA STATE finished 37th (595.25), followed by COLORADO which finished 46th (483.75), UTAH was 51st over-all (433.75), followed by OREGON STATE (84th, 245.25) and WASHINGTON STATE (102nd, 172.00).

The success of the Pac-12 in the Directors' Cup was bolstered by the capturing of 10 NCAA titles, most among all conferences. In addition, 10 Pac-12 league members combined to post 38 top-four finishes in 22 NCAA championships.

The Directors' Cup was developed as a joint effort between the National Association of Collegiate Directors of Athletics (NACDA) and USA Today. Points are awarded based on each institution's finish in up to 20 sports - 10 women's and 10 men's.

CONFERENCE BREAKDOWN

	Conference*	Top 25 Schools	Membership Ratio
1.	Pac-12 (12)	7	.583
2.	ACC (15)	6	.400
3.	SEC (14)	5	.357
4.	Big Ten (14)	4	.286
5.	Big 12 (10)	3	.300

* based on 2015-16 membership

WHERE THEY RANKED

	School	Total Pts
1.	Stanford	1526.50
4.	USC	1196.25
6.	UCLA	1091.50
10.	Oregon	973.75
11.	California	966.00
14.	Washington	951.50
25.	Arizona	740.75
37.	Arizona State	595.25
48.	Colorado	483.75
51.	Utah	433.75
84.	Oregon State	245.25
102.	Washington State	172.00

Friday, November 11

Pacific at UCLA.....8:30 p.m.
 Loyola Marymount at Washington State7 p.m.
 Illinois State at Arizona State..... TBD
 California at St. Mary's (Calif.).....5:30 p.m.
 Eastern Washington at Washington.....7 p.m.
Preseason WNIT, Seattle, Wash.

Cal Poly at Stanford.....7 p.m.
 Lamar at Oregon State..... TBD
 Hawai'i at USC.....5 p.m.
 Colorado at Northern Colorado7 p.m.

Saturday, November 12

Montana State at Utah2 p.m.

Sunday, November 13

St. Mary's (Calif.) at Washington State.....1 p.m.
 San Jose State at Arizona State.....2 p.m.
 Lamar at Oregon2 p.m.
 Air Force at Colorado.....2 p.m.
 Alcorn State at Arizona2 p.m.

Monday, November 14

UCLA at Baylor4 p.m.
 Santa Clara at California7 p.m.
 Texas at Stanford5 p.m.
 Idaho State at Oregon State TBD
 Washington vs. TBD.....7 p.m.
Preseason WNIT, TBD

Tuesday, November 15

Utah at Fresno State7 p.m.

Wednesday, November 16

UC Riverside at USC7 p.m.

Friday, November 18

Southern at UCLA7 p.m.
 San Francisco at Washington State.....7 p.m.
 UC Riverside at California.....11:30 a.m.
 Gonzaga at Stanford.....7 p.m.
 Portland at Oregon State TBD
 Arizona at George Mason5 p.m.
 CSU Bakersfield at Oregon..... TBD

Saturday, November 19

Arizona State at Marquette1 p.m.
 USC at UNLV4 p.m.
 Kentucky at Colorado..... TBD
 Utah Valley at Utah TBD

Sunday, November 20

Cal Poly at UCLA.....2 p.m.
 Oklahoma State at Washington State12 p.m.
 CSU Bakersfield at California.....2 p.m.
 CSUN at Stanford.....11:30 a.m.
 UTSA at Oregon2 p.m.

Tuesday, November 22

Idaho at Washington5 p.m.
 Marquette at Oregon State.....6 p.m.
 USC vs. Missouri State6:30 p.m.
Great Alaska Shootout, Anchorage, Alaska
 North Texas at Arizona11 a.m.
 Michigan State at Oregon8 p.m.
 Colorado at North Dakota State.....4 p.m.

Wednesday, November 23

USC vs. Portland/Alaska Anchorage3/5 p.m. PT
 Great Alaska Shootout, Anchorage, Alaska

Thursday, November 24

UCLA vs. Iowa.....6 p.m.
Cancun Challenge, Cancun, Mexico
 Stanford vs. Northeastern.....8 a.m.
Cancun Challenge, Cancun, Mexico

Friday, November 25

UCLA vs. Toledo.....3:30 p.m.
Cancun Challenge, Cancun, Mexico
 Nebraska vs. Washington State6 p.m.
South Point Thanksgiving Tournament, Las Vegas, Nev.
 San Francisco at California1 p.m.
Cal Classic, Berkeley, Calif.

Arizona State vs. Maryland2 p.m.
South Point Thanksgiving Tournament, Las Vegas, Nev.
 Stanford vs. Wichita State.....8 a.m.
Cancun Challenge, Cancun, Mexico
 St. Francis (N.Y.) at Colorado.....7:30 p.m.
Omni Invitational, Boulder, Colo.
 Utah vs. Charlotte12 p.m.
Hilton Concord Thanksgiving Classic, Moraga, Calif.
 Oregon vs. Mississippi State3 p.m. HT
Rainbow Wahine Showdown, Honolulu, Hawai'i

Saturday, November 26

Washington State vs. Maryland3:30 p.m.
South Point Thanksgiving Tournament, Las Vegas, Nev.
 Western Carolina/Duquesne at California ..2/5:00 p.m.
Cal Classic, Berkeley, Calif.

Arizona State vs. St. John's.....2 p.m.
South Point Thanksgiving Tournament, Las Vegas, Nev.
 Washington at Seattle4 p.m.
 Stanford vs. Purdue10:30 a.m.
Cancun Challenge, Cancun, Mexico

Arizona at Southern Utah2 p.m.
 Utah at St. Mary's (Calif.).....2 p.m.
Hilton Concord Thanksgiving Classic, Moraga, Calif.
 Oregon at Hawai'i.....5:30 p.m. HT
Rainbow Wahine Showdown, Honolulu, Hawai'i
 Boston College/SMU at Colorado5/7:30 p.m.
Omni Invitational, Boulder, Colo.

Sunday, November 27

Washington at Portland2 p.m.
 Long Beach State at USC4 p.m.
 Oregon vs. San Jose State2 p.m. HT
Rainbow Wahine Showdown, Honolulu, Hawai'i

Wednesday, November 30

USC at Texas A&M.....11 a.m. MT
 Southern Utah at Utah7 p.m.

Thursday, December 1

Washington at Grand Canyon6 p.m.
 Stanford at CSU Bakersfield7 p.m.
 Southeastern Louisiana at Colorado7 p.m.
 Florida Atlantic at Arizona.....7 p.m.

Friday, December 2

San Diego at Washington State7 p.m.
 Oregon State vs. Idaho TBD
Maui Wahine Classic, Maui, Hawai'i

Saturday, December 3

Boston University at Arizona State TBD
ASU Classic, Tempe, Ariz.
 Oregon State vs. BYU..... TBD
Maui Wahine Classic, Maui, Hawai'i
 USC at Sacramento State7:35 p.m.
 Idaho State at Colorado6 p.m.
 Utah State at Utah2 p.m.

Sunday, December 4

Boise State at Washington State2 p.m.
 California at Nebraska1 p.m.
 Long Beach State/Florida at Arizona State.....2 p.m.
ASU Classic, Tempe, Ariz.

Fresno State at Washington2 p.m.
 UC Davis at Stanford2 p.m.
 Arizona at New Mexico State1 p.m.
 Hawai'i at UCLA2 p.m.
 Vanguard at Oregon2 p.m.

Tuesday, December 6

Utah at Nevada.....6:30 p.m. PT

Wednesday, December 7

CSUN at Washington.....7 p.m.
 San Diego at Arizona7 p.m.

Thursday, December 8

Washington State at Gonzaga TBD
 Sacramento State at California.....7 p.m.
 Colorado State at Colorado7 p.m.

Friday, December 9

Portland at Oregon6 p.m.

Saturday, December 10

Southern Utah at Oregon State TBD
 BYU at Utah5:30 p.m.

Sunday, December 11

Michigan at UCLA11 a.m.
 Arizona State at Kentucky.....11 a.m.
 Lehigh at California2 p.m.
 Boise State at Washington2 p.m.

Monday, December 12

Oregon at Clemson.....4 p.m.

Tuesday, December 13

Arizona State at Middle Tennessee TBD
 Grambling State at Arizona7 p.m.

Wednesday, December 14

UCLA at UC Santa Barbara7 p.m.
 UC Davis at Oregon State TBD
 Oregon at Mississippi4 p.m.

Friday, December 16

Grambling State at USC.....6 p.m.
Women of Troy Classic, Los Angeles, Calif.

Saturday, December 17

Oral Roberts at Arizona State.....2 p.m.
 Colorado at Mississippi Valley2 p.m.
 Arizona at Kansas11 a.m.
 Weber State at Utah2 p.m.
 Portland State vs. Oregon5 p.m.

Sunday, December 18

UCLA at South Carolina.....11 a.m.
 Washington State at Saint Louis.....12 p.m.
 Stanford at Tennessee.....12 p.m.
 SMU/Mississippi State at USC11 a.m./1 p.m.
Women of Troy Classic, Los Angeles, Calif.
 Savannah State at Washington2 p.m.

Monday, December 19

California vs. Southern Miss1:30 p.m.
Puerto Rico Classic, San Juan, Calif.
 Oregon State vs. UNLV8 p.m.
Play4Kay Shootout, Las Vegas, Nev.

Tuesday, December 20

UCLA at North Carolina A&T	9 a.m.
California vs. Oklahoma.....	3:45 p.m.
<i>Puerto Rico Classic, San Juan, Calif.</i>	
Oregon State vs. TBD	TBD
<i>Play4Kay Shootout, Las Vegas, Nev.</i>	
Idaho at Oregon	12 p.m.

Wednesday, December 21

Washington State at Kentucky	9 a.m.
Holy Cross at Arizona State.....	5 p.m.
California vs. Arkansas State.....	3:45pm
<i>Puerto Rico Classic, San Juan, P.R.</i>	
Stanford at George Washington	TBD
Oregon State vs. TBD	TBD
<i>Play4Kay Shootout, Las Vegas, Nev.</i>	
USC at UC Irvine.....	6 p.m.
Utah State at Arizona	6 p.m.
Wyoming at Colorado	7 p.m.
Northern Arizona at Utah	2 p.m.

Thursday, December 22

Washington at BYU.....	1 p.m.
------------------------	--------

Tuesday, December 27

Ark.-Pine Bluff at Oregon State.....	TBD
Portland State at Arizona	7 p.m.
Washington State at Washington.....	7 p.m.

Wednesday, December 28

Yale at Stanford.....	2 p.m.
-----------------------	--------

Thursday, December 29

California at Arizona	7 p.m.
-----------------------------	--------

Friday, December 30

Stanford at Arizona State	3 p.m.
Colorado at USC.....	6 p.m.
Utah at UCLA.....	7 p.m.
Washington at Oregon	3 p.m.
Washington State at Oregon State	TBD

Sunday, January 1

Stanford at Arizona.....	2 p.m. MT
California at Arizona State.....	2 p.m.
Utah at USC.....	12 p.m.
Colorado at UCLA.....	2 p.m.
Washington State at Oregon	2 p.m.
Washington at Oregon State	12 p.m.

Friday, January 6

Oregon State at California	6 p.m.
Oregon at Stanford	8 p.m.
USC at Washington	8 p.m.
UCLA at Washington State.....	6 p.m.
Arizona at Colorado.....	7 p.m.
Arizona State at Utah	6 p.m.

Sunday, January 8

Oregon at California.....	1 p.m.
Oregon State at Stanford	5 p.m.
UCLA at Washington	2 p.m.
USC at Washington State.....	12 p.m.
Arizona State at Colorado	3 p.m.
Arizona at Utah.....	11 a.m.

Friday, January 13

Washington at Arizona.....	6 p.m.
Washington State at Arizona State	11 a.m.
Oregon at USC.....	8 p.m.
Oregon State at UCLA	6 p.m.
California at Colorado	7 p.m.
Stanford at Utah.....	5 p.m.

Sunday, January 15

Washington State at Arizona	11 a.m.
Washington at Arizona State	5 p.m.
Oregon State at USC	3 p.m.
Oregon at UCLA	1 p.m.
Stanford at Colorado.....	1 p.m.
California at Utah	11 a.m.

Wednesday, January 18

UCLA at USC	8 p.m.
-------------------	--------

Friday, January 20

Arizona State at California.....	8 p.m.
Arizona at Stanford.....	7 p.m.
Colorado at Oregon	6 p.m.
Utah at Oregon State.....	8 p.m.

Sunday, January 22

Arizona at California	1 p.m.
Arizona State at Stanford	3 p.m.
Utah at Oregon	1 p.m.
Colorado at Oregon State.....	3 p.m.
Washington at Washington State.....	1 p.m.
USC at UCLA	5 p.m.

Wednesday, January 25

Utah at Colorado	6 p.m.
------------------------	--------

Friday, January 27

Arizona at USC.....	7 p.m.
Arizona State at UCLA.....	8 p.m.
Oregon State at Oregon	8 p.m.
California at Washington	6 p.m.
Stanford at Washington State.....	8 p.m.

Saturday, January 28

Colorado at Utah	11:30 a.m.
------------------------	------------

Sunday, January 29

Arizona State at USC	3 p.m.
Arizona at UCLA.....	2 p.m.
Oregon at Oregon State	11 a.m.
Stanford at Washington	5 p.m.
California at Washington State	1 p.m.

Friday, February 3

Oregon at Arizona	5 p.m.
Oregon State at Arizona State	7 p.m.
UCLA at California.....	8 p.m.
USC at Stanford	6 p.m.
Washington State at Colorado	5 p.m.
Washington at Utah.....	7 p.m.

Sunday, February 5

Oregon State at Arizona.....	2 p.m.
Oregon at Arizona State	11 a.m.
USC at California.....	10:30 a.m.
Washington at Colorado.....	11 a.m.
Washington State at Utah	2 p.m.

Monday, February 6

UCLA at Stanford	6 p.m.
------------------------	--------

Friday, February 10

Utah at California	6 p.m.
Colorado at Stanford.....	8 p.m.
UCLA at Oregon.....	6 p.m.
USC at Oregon State	8 p.m.
Arizona at Washington.....	8 p.m.
Arizona State at Washington State	7 p.m.

Sunday, February 12

Colorado at California	11 a.m.
Utah at Stanford.....	1 p.m.
USC at Oregon.....	11 a.m.
UCLA at Oregon State	1 p.m.
Arizona State at Washington	5 p.m.
Arizona at Washington State	11 a.m.

Thursday, February 16

Stanford at California.....	8 p.m.
-----------------------------	--------

Friday, February 17

Arizona State at Arizona	6 p.m.
Washington State at USC.....	6 p.m.
Washington at UCLA	8 p.m.
Oregon State at Colorado.....	7 p.m.
Oregon at Utah	5 p.m.

Sunday, February 19

Arizona at Arizona State	3 p.m.
Washington at USC	3 p.m.
Washington State at UCLA.....	11 a.m.
California at Stanford.....	5 p.m.
Oregon at Colorado	11 a.m.
Oregon State at Utah.....	1 p.m.

Thursday, February 23

Colorado at Washington.....	8 p.m.
Utah at Washington State	6 p.m.

Friday, February 24

UCLA at Arizona.....	5 p.m.
USC at Arizona State	7 p.m.
California at Oregon.....	6 p.m.
Stanford at Oregon State	8 p.m.

Saturday, February 25

Utah at Washington.....	2 p.m.
Colorado at Washington State	1 p.m.

Sunday, February 26

UCLA at Arizona State	11 a.m.
Stanford at Oregon.....	1 p.m.
California at Oregon State.....	11 a.m.
USC at Arizona.....	1 p.m.

**2017 PAC-12 WOMEN'S
BASKETBALL TOURNAMENT**
Presented by New York Life
Thursday-Sunday, March 2-5
KeyArena • Seattle

Thursday, March 2

First Round Game #1, 11:30 a.m. PT (P12N)
First Round Game #2, 2 p.m. PT (P12N)
First Round Game #3, 6 p.m. PT (P12N)
First Round Game #4, 8:30 p.m. PT (P12N)

Friday, March 3

Quarterfinal Game #1, 11:30 a.m. PT (P12N)
Quarterfinal Game #2, 2 p.m. PT (P12N)
Quarterfinal Game #3, 6 p.m. PT (P12N)
Quarterfinal Game #4, 8:30 p.m. PT (P12N)

Saturday, March 4

Semifinal Game #1, 6 p.m. PT (P12N)
Semifinal Game #1, 8:30 p.m. PT (P12N)

Sunday, March 5

Championship Game, 6 p.m. PT (ESPN2)

Subject to change. As of Sept. 20, 2016

PAC-12 WOMEN'S BASKETBALL TELEVISION SCHEDULE

The 2016-17 television schedule has over 100 women's basketball games featured this season, 100 of those telecasts on Pac-12 Network and five on the ESPN network as part of the Conference's television package. All 11 games of the Pac-12 Women's Basketball Tournament at KeyArena in Seattle will be nationally televised, with 10 appearing on Pac-12 Network and the championship game on ESPN2 on March 5. Pac-12 Network launched in the summer of 2012 with one national and six regional networks devoted solely to Pac-12 sports. In addition to the hundreds of live televised Pac-12 sporting events, Pac-12 Networks subscribers can watch live events on the Pac-12 Now app. Subscribers can also watch live and on-demand content on the web at pac-12.com.

Day	Date	Matchup	Network	Time (PT)
Monday	Nov. 14	Texas at Stanford	ESPN2	5:00p.m.
Friday	Nov. 18	Gonzaga at Stanford	PAC12	7:00p.m.
Sunday	Nov. 20	Oklahoma St. at Washington St.	PAC12	12:00p.m.
Tuesday	Nov. 22	Michigan State at Oregon	PAC12	8:00p.m.
Tuesday	Nov. 22	Marquette at Oregon State	PAC12	6:00p.m.
Sunday	Dec. 4	Hawai'i at UCLA	PAC12	2:00p.m.
Thursday	Dec. 8	Colorado State at Colorado	PAC12	7:00p.m.
Saturday	Dec. 1	Brigham Young at Utah	PAC12	5:30p.m.
Sunday	Dec. 11	Michigan at UCLA	PAC12	11:00am
Sunday	Dec. 18	Stanford at Tennessee	SEC	12:00p.m.
Tuesday	Dec. 27	Washington State at Washington	PAC12	7:00p.m.
Friday	Dec. 30	Stanford at Arizona State	PAC12	3:00p.m.
Sunday	Jan. 1	Washington at Oregon State	PAC12	12:00p.m.
Sunday	Jan. 1	California at Arizona State	PAC12	2:00p.m.
Friday	Jan. 6	Oregon State at California	PAC12	6:00p.m.
Friday	Jan. 6	UCLA at Washington State	PAC12	6:00p.m.
Friday	Jan. 6	Arizona State at Utah	PAC12	6:00p.m.
Friday	Jan. 6	Oregon at Stanford	PAC12	8:00p.m.
Friday	Jan. 6	USC at Washington	PAC12	8:00p.m.
Sunday	Jan. 8	Arizona at Utah	PAC12	11:00am
Sunday	Jan. 8	USC at Washington State	PAC12	12:00p.m.
Sunday	Jan. 8	Oregon at California	PAC12	1:00p.m.
Sunday	Jan. 8	UCLA at Washington	ESPN2	2:00p.m.
Sunday	Jan. 8	Arizona State at Colorado	PAC12	3:00p.m.
Sunday	Jan. 8	Oregon State at Stanford	PAC12	5:00p.m.
Friday	Jan. 13	Stanford at Utah	PAC12	5:00p.m.
Friday	Jan. 13	Washington at Arizona	PAC12	6:00p.m.
Friday	Jan. 13	Oregon State at UCLA	PAC12	6:00p.m.
Friday	Jan. 13	Oregon at USC	PAC12	6:00p.m.
Sunday	Jan. 15	Washington State at Arizona	PAC12	11:00am
Sunday	Jan. 15	California at Utah	PAC12	11:00am
Sunday	Jan. 15	Oregon at UCLA	PAC12	1:00p.m.
Sunday	Jan. 15	Stanford at Colorado	PAC12	1:00p.m.
Sunday	Jan. 15	Oregon State at USC	PAC12	3:00p.m.
Sunday	Jan. 15	Washington at Arizona State	PAC12	5:00p.m.
Wednesday	Jan. 18	UCLA at USC	PAC12	8:00p.m.
Friday	Jan. 20	Colorado at Oregon	PAC12	6:00p.m.
Friday	Jan. 20	Utah at Oregon State	PAC12	8:00p.m.
Friday	Jan. 20	Arizona State at California	PAC12	8:00p.m.
Sunday	Jan. 22	Arizona at California	PAC12	1:00p.m.
Sunday	Jan. 22	Utah at Oregon	PAC12	1:00p.m.
Sunday	Jan. 22	Washington at Washington State	PAC12	1:00p.m.
Sunday	Jan. 22	Colorado at Oregon State	PAC12	3:00p.m.
Sunday	Jan. 22	Arizona State at Stanford	PAC12	3:00p.m.
Sunday	Jan. 22	USC at UCLA	PAC12	5:00p.m.
Wednesday	Jan. 25	Utah at Colorado	PAC12	6:00p.m.
Friday	Jan. 27	California at Washington	PAC12	6:00p.m.
Friday	Jan. 27	Arizona State at UCLA	PAC12	8:00p.m.
Friday	Jan. 27	Oregon State at Oregon	PAC12	8:00p.m.
Friday	Jan. 27	Stanford at Washington State	PAC12	8:00p.m.
Saturday	Jan. 28	Colorado at Utah	PAC12	11:30am
Sunday	Jan. 29	Oregon at Oregon State	ESPNU	11:00am
Sunday	Jan. 29	Arizona State at USC	PAC12	3:00p.m.
Sunday	Jan. 29	Stanford at Washington	PAC12	5:00p.m.
Friday	Feb. 3	Oregon at Arizona	PAC12	5:00p.m.
Friday	Feb. 3	Washington State at Colorado	PAC12	5:00p.m.
Friday	Feb. 3	USC at Stanford	PAC12	6:00p.m.
Friday	Feb. 3	Oregon State at Arizona State	PAC12	7:00p.m.

Day	Date	Matchup	Network	Time (PT)
Friday	Feb. 3	Washington at Utah	PAC12	7:00p.m.
Friday	Feb. 3	UCLA at California	PAC12	8:00p.m.
Sunday	Feb. 5	Oregon at Arizona State	PAC12	11:00am
Sunday	Feb. 5	Washington at Colorado	PAC12	11:00am
Monday	Feb. 6	UCLA at Stanford	ESPN2	6:00p.m.
Friday	Feb. 10	Utah at California	PAC12	6:00p.m.
Friday	Feb. 10	UCLA at Oregon	PAC12	6:00p.m.
Friday	Feb. 10	USC at Oregon State	PAC12	8:00p.m.
Friday	Feb. 10	Colorado at Stanford	PAC12	8:00p.m.
Friday	Feb. 10	Arizona at Washington	PAC12	8:00p.m.
Sunday	Feb. 12	USC at Oregon	PAC12	11:00am
Sunday	Feb. 12	Arizona at Washington State	PAC12	11:00am
Sunday	Feb. 12	Utah at Stanford	PAC12	1:00p.m.
Sunday	Feb. 12	UCLA at Oregon State	PAC12	1:00p.m.
Sunday	Feb. 12	Colorado at California	PAC12	3:00p.m.
Sunday	Feb. 12	Arizona State at Washington	PAC12	5:00p.m.
Thursday	Feb. 16	Stanford at California	PAC12	8:00p.m.
Friday	Feb. 17	Oregon at Utah	PAC12	5:00p.m.
Friday	Feb. 17	Arizona State at Arizona	PAC12	6:00p.m.
Friday	Feb. 17	Washington State at USC	PAC12	6:00p.m.
Friday	Feb. 17	Oregon State at Colorado	PAC12	7:00p.m.
Friday	Feb. 17	Washington at UCLA	PAC12	8:00p.m.
Sunday	Feb. 19	Washington State at UCLA	PAC12	11:00am
Sunday	Feb. 19	Oregon at Colorado	PAC12	11:00am
Sunday	Feb. 19	Oregon State at Utah	PAC12	11:00am
Sunday	Feb. 19	Washington at USC	PAC12	3:00p.m.
Sunday	Feb. 19	Arizona at Arizona State	PAC12	3:00p.m.
Sunday	Feb. 19	California at Stanford	PAC12	5:00p.m.
Thursday	Feb. 23	Utah at Washington State	PAC12	6:00p.m.
Thursday	Feb. 23	Colorado at Washington	PAC12	8:00p.m.
Friday	Feb. 24	UCLA at Arizona	PAC12	5:00p.m.
Friday	Feb. 24	USC at Arizona State	PAC12	7:00p.m.
Friday	Feb. 24	Stanford at Oregon State	PAC12	8:00p.m.
Sunday	Feb. 26	UCLA at Arizona State	PAC12	11:00am
Sunday	Feb. 26	California at Oregon State	PAC12	11:00am
Sunday	Feb. 26	Stanford at Oregon	PAC12	1:00p.m.
Sunday	Feb. 26	USC at Arizona	PAC12	1:00p.m.

PAC-12 TOURNAMENT

Thursday	Mar. 3	Game 1: First Round	P12N	11:30 a.m.
Thursday	Mar. 3	Game 2: First Round	P12N	2 p.m.
Thursday	Mar. 3	Game 3: First Round	P12N	6 p.m.
Thursday	Mar. 3	Game 4: First Round	P12N	8:30 p.m.
Friday	Mar. 4	Game 5: Quarterfinal	P12N	11:30 a.m.
Friday	Mar. 4	Game 6: Quarterfinal	P12N	2 p.m.
Friday	Mar. 4	Game 7: Quarterfinal	P12N	6 p.m.
Friday	Mar. 4	Game 8: Quarterfinal	P12N	8:30 p.m.
Saturday	Mar. 5	Game 9: Semifinal	P12N	6 p.m.
Saturday	Mar. 5	Game 10: Semifinal	P12N	8:30 p.m.
Sunday	Mar. 6	Game 11: Championship Game	ESPN2	6 p.m.



WOMEN'S BASKETBALL TOURNAMENT

presented by



PAC-12 WOMEN'S BASKETBALL TOURNAMENT

THURSDAY-SUNDAY, MARCH 2-5, 2016
KEYARENA • SEATTLE, WASH.

After drawing a record attendance in 2016 and near-record crowds the previous three seasons, the 16th-annual Pac-12 Women's Basketball Tournament remains in Seattle in partnership with Force 10 Sports Marketing, LLC, the Seattle Sports Commission and Seattle Center. The tournament will be held at KeyArena from March 2-5, 2015 and will receive unprecedented national television coverage once again with each game of the tournament scheduled to be televised either on the Pac-12 Networks or ESPN2.

The City of Seattle has embraced women's basketball and women's athletics. The WNBA's Seattle Storm loyal fan base has increased over the last several years. The majestic city provides convenient travel for teams and fans, with non-stop flights available from every Pac-12 city. In the three years the Pac-12 Tournament has been in the Emerald City, the four-day event has seen its biggest successes, recording three of the top four attendances in the 14-year history. The 2015 championship game was the second-most attended in the history of the event.

The Pac-12 Women's Basketball Tournament made its debut in 2002 and was held on the University of Oregon campus in Eugene, Ore. The Conference's premier women's sporting event then moved to HP Pavilion at San Jose for a six-year run (2003-08). It spent four years (2008-2012) in Los Angeles, with Galen Center playing host. The final two-year run of the event saw it combined with the men's tournament and the semifinal and championship games were played at the STAPLES Center.

The winner of the 12-team tournament receives the league's automatic bid to the NCAA Division I Women's Basketball Championship. The tournament seeding and Conference Champion are determined by the 18-game regular-season Pac-12 schedule.

TOURNAMENT BRACKET



**** NOTE:** Game times will be assigned to feature key matchups in the evening session at the discretion of the Commissioner.

All games to be televised on national television.
 First three rounds to be televised on the Pac-12 Networks.
 Championship game to be televised on ESPN.
 All times subject to change.
 As of Oct. 1, 2016.

Thursday, March 2
 First Round Game #1 (P12N)..... 11:30 a.m. PT
 First Round Game #2 (P12N)..... 2 p.m. PT
 First Round Game #3 (P12N)..... 6 p.m. PT
 First Round Game #4 (P12N)..... 8:30 p.m. PT


Friday, March 3
 Quarterfinal Game #1 (P12N)..... 11:30 a.m. PT
 Quarterfinal Game #2 (P12N)..... 2 p.m. PT
 Quarterfinal Game #3 (P12N)..... 6 p.m. PT
 Quarterfinal Game #4 (P12N)..... 8:30 p.m. PT

Saturday, March 4
 Semifinal Game #1 (P12N) 6 p.m. PT
 Semifinal Game #2 (P12N) 8:30 p.m. PT

Sunday, March 5
 Championship Game (ESPN) 6 p.m. PT



2017 NCAA Division I Women's BASKETBALL CHAMPIONSHIP



FIRST ROUND & SECOND ROUNDS
 Friday & Sunday, March 17 & 19 or
 Saturday & Monday, March 18 & 20
 Top 16 seeds, Campus Sites

REGIONALS
Saturday & Monday, March 24 & 26
 Lexington Regional
 Rupp Arena, Lexington, Ky.
 (University of Kentucky, host)

Oklahoma City Regional
 Chesapeake Energy Arena, Oklahoma City, Okla.
 (University of Oklahoma, hosts)

Sunday & Tuesday, March 25 & 27
 Bridgeport Regional
 Webster Bank Arena, Bridgeport, Conn.
 (Fairfield University and University of Connecticut, hosts)

Stockton Regional
 Stockton Arena, Stockton, Calif.
 (University of the Pacific, host)

FINAL FOUR
Friday & Sunday, March 31 & April 2
 American Airlines Center, Dallas, Texas
 (Big 12 Conference and Dallas Sports Commission, hosts)

- Future Final Four Sites**
- 2018 Nationwide Arena, Columbus, Ohio
 March 30 and April 1
 (Ohio State, host)
 - 2019 Amalie Arena, Tampa, Fla.
 April 5 and 7
 (South Florida, host)
 - 2020 Smoothie King Center, New Orleans
 April 3 and 5
 (New Orleans, Tulane/Sun Belt Conference, hosts)



The 2017 NCAA Women's Final Four will mark the 36th year of the championship. The national semifinal games will be played Friday, March 31 at 8 p.m. ET and 10:30 p.m. ET. The national championship game will take place Sunday, April 2 with tipoff slated for 6 p.m. ET. All games will be played at American Airlines Center in Dallas, Texas.



Even in its infancy, the Pac-12 Conference played a significant role in the development of women's basketball. On April 4, 1896, California and Stanford squared off at the Page Street Armory in San Francisco in the first women's intercollegiate game in the nation. And two weeks later, the University of Washington hosted Ellensburg State in Seattle.

While progress slowed through much of the first half of the century, women's basketball pioneer Carol Eckman changed the game's history by engineering the first official women's tournament in 1969. In 1972, the tournament expanded into the Association for Intercollegiate Athletics for Women (AIAW). At that point, women's basketball was off and running.

In 1978, just six seasons after the advent of the AIAW, UCLA was the first league squad to represent the Conference with a national title. The Bruins accomplished the feat at Pauley Pavilion on the UCLA campus in front of an AIAW record crowd of 9,351. However, UCLA was not the last Conference team to win a national crown.

The 1981-82 season marked the first year that women's basketball began competing in the NCAA with the advent of the NCAA Division I Women's Basketball Championship, implementing a 32-game field which, with the increasing popularity of the sport, first expanded to 48 teams and has grown to 64 teams after a second expansion in 1994.

League play began in 1986-87, the first year the Pac-10 Conference began sponsoring women's sports, combining the NorPac Conference (California, Oregon,



Former USC players Cheryl Miller and Lisa Leslie are two of the most decorated players in the history of women's basketball.

Oregon State, Washington and Washington State) with the Western Collegiate Athletic Association (Arizona, Arizona State, Stanford, UCLA and USC).

The Conference quickly established a reputation as one of the strongest women's basketball leagues in the nation, with solid teams across the board. The Pac-10 sent at least four teams to the NCAA Tournament nine times in the decade of the '90s, and every Conference member made a trip to the Big Dance during that decade. In the new millennium, the story has proved much the same with 11 Conference teams advancing to the NCAA Tournament since 2000, six nine different teams have earned berths over the last six years and four different squads have represented in the Women's Final Four in the last four years.

Stanford head coach Tara VanDerveer took the Pac-10 Conference to new heights by winning a pair of NCAA titles in the 1990s. National Player of the Year Jennifer Azzi led the Cardinal to its first title in 1990, while Val Whiting guided the Cardinal to its second national championship in 1992. All told, Stanford made six trips to the NCAA Final Four in a seven-year span of the '90s. The Cardinal repeated that feat with the Ogwumike sisters - Nnemkadi and Chiney - leading the way from 2008-2014.

Since the beginnings of the AIAW, the Conference's most significant contribution to the success and development of women's basketball has been its legendary players.

Names like Ann Meyers, Cheryl Miller, Cherrie Nelson, Denise Curry, the McGee Sisters, Azzi, Sonja Henning, Whiting, Natalie Williams, Lisa Leslie, Kate Starbird, Tina Thompson, Nicole Powell, Candice Wiggins, Briann January and the Ogwumike sisters are just a few of the Pac-12 stars who have written a chapter in women's basketball at both the national and Conference level.

The first of this elite group to bring the women's game into the national spotlight was Meyers, the first four-time All-American. Meyers led the UCLA Bruins to the 1978 AIAW Championship under the direction of then-first year head coach Billie Moore. Curry, also a member of the 1978 title team, earned All-America honors three times and still stands as UCLA's all-time leading scorer, male or female. After 16 seasons, Moore ended her stint as the Bruins' mentor with a 423-182 career coaching record, with 296 of her victories coming at UCLA.

Miller led USC to consecutive national titles in 1983 and 1984 and rewrote the school's record books. A four-time All-American, Miller won the Naismith Award three times, an amazing feat considering the honor is the equivalent of college football's Heisman Trophy. Miller was also selected to the "1980s NCAA Team of the Decade" as voted by a panel of media and coaches.

In 1999, Kodak named its Silver Anniversary Team, honoring the top-10 Division I players of all-time, and Meyers and Miller were two of the 10 athletes honored.

Only 29 women have ever been inducted into the Naismith Memorial Hall of Fame in Springfield, Mo., and six of those outstanding individuals hail from the Pac-12: Meyers (1993), Miller (1995), Curry (1997), Moore (1999), Cynthia Cooper-Dyke (2010) and legendary head coach Tara VanDerveer (2011).

The Women's Basketball Hall of Fame in Nashville, Tenn., announced its inaugural class of 25 inductees in 1998, honoring legends from the 107-year history of the women's game. Moore, Meyers, Curry and Miller were inducted in the initial year. VanDerveer and former USC and California Coach Marianne Stanley joined the ranks in 2002, while former Oregon player and former Ducks head coach Bev Smith was inducted with the Class of 2004.



Former UCLA star Ann Meyers was the first-ever four-time All-American and led the Bruins to the 1978 AIAW National title.

On the national level, women's basketball has made tremendous strides in both popularity and attendance. The 2008 Olympic Team won its fourth-straight gold medal as Leslie became just the second basketball player ever to win four gold medals (Teresa Edwards, U.S.). Leslie was joined by former Pac-10-great Thompson on the 2008 national team.

Many outstanding Pac-12 women's basketball players have gone on to success at the professional level, including 10 former Pac-12 stars who are currently playing or coaching in the WNBA. Headlining that prestigious list of athletes who have played in the WNBA is Leslie, a five-time All-WNBA first team honoree and the 2002 WNBA Finals MVP. The first player to be placed on a team when the league began, Leslie became the first WNBA player to amass 5,000 career points and recorded the first dunk in league history during the 2002 campaign. She guided the Los Angeles Sparks to back-to-back league titles in 2001 and 2002. Fellow USC alumnae Thompson and retired WNBA star Cynthia Cooper helped guide the Houston Comets to four straight WNBA titles in 1997-2000. In August 2003, Thompson became just the second WNBA player to amass 4,000 points, following in Leslie's footsteps. Regarded throughout the league as the face of the WNBA and the most dominant player in the sport, Leslie announced her retirement in 2009, concluding a career that spanned 15 years.

The newest chapter in Conference women's basketball history was the addition of a postseason tournament in 2002 and the league expanded to include Colorado and Utah and. An inaugural Pac-10 Women's Basketball Tournament was held Mar. 1-4, 2002, at storied McArthur Court on the University of Oregon campus. The Arizona State Sun Devils defeated the Stanford Cardinal in the championship game, capturing the Conference's first tournament trophy. Beginning in 2003, the tournament moved to the Northern California Bay Area and HP Pavilion at San Jose for a six-year run (2003-08), which saw UCLA and the Cardinal capture titles. In 2009, the event moved to the Galen Center in downtown Los Angeles and proved to be another exciting chapter. The tournament was combined with the men's tournament in 2010 and, for the first time ever, the semifinals and championship games were played at the STAPLES Center. In 2013, the tournament moved again, this time to KeyArena in beautiful Seattle with great success, drawing near-record crowds in each of its four seasons in the Emerald City where four different champions have been crowned.

QUICK FACTS

LocationTucson, Ariz.
Founded 1885
Enrollment 40,200
Colors Cardinal & Navy
Home Court McKale Center (14,545)
Press Row Phone (520) 621-5291
President Dr. Anne Weaver Hart
Faculty Representative Jory Hancock
Athletics Director Greg Byrne
Deputy Director/SWA Erika Barnes
Head Coach Adia Barnes
Assoc. AD of Comm. Services Jeremy Sharpe
Asst. Dir./WBB SID Adam Gonzales
SID Phone (520) 626-9395
Email adamgonzales@arizona.edu
Website www.arizonawildcats.com
All-Time Record 550-662
First Year 1972-73
Pac-12 Record 207-350
Pac-12 Tournament 13-16
NCAA Record 6-7
WNIT Record 4-2

TEAM OUTLOOK

- Arizona tips off a new era this season, welcoming a former Wildcat great **Adia Barnes** to take over the helm in Tucson. UA has finished in the bottom three in the Pac-12 the last four seasons. One of the best players in the program's history, Barnes look to turn things around in Tucson, where the Wildcats have had just two winning seasons since 2005.
- Barnes has a veteran team to work with as 12 letterwinners return from last season's squad, including four starters. While the team will be adjusting to the new coaching staff, Barnes will have several leadership options as half the team are seniors, with another two juniors on the squad.
- Arizona has its top-two scorer's back this season in seniors **LaBrittney Jones** and **Malena Washington**. Jones missed part of the season with a foot injury but after returning, she lead the team in scoring, shooting percentage, steals and blocks.
- Washington was the team's second-leading scorer last year and stepped in to take over the ball-handling duties for the second half of the season with her minutes also increasing during the final two months of the campaign.
- Redshirt sophomore **Taryn Griffey** was one of the most highly-touted prep stars prior to joining the Wildcats two years ago, but has been marred by injuries. She appears to be on the mend, but if she will be at 100 percent by the start of the season is still unknown.
- The Wildcats were near the bottom in rebounding margin and rebounding offense last year. Arizona will have to find a way to take utilize the heights of 6-8 sophomore **Eugenie Simonet-Keller** and 6-3 **Destiny Graham** in order to stay competitive on the boards.

YEAR-BY-YEAR RECORD

(since 1981-82)

Year	Conf.	Place	Overall	Postseason
81-82	0-12	7	10-21	
82-83	2-12	T7	10-17	
83-84	1-13	T7	8-20	
84-85	1-13	8	7-21	
85-86	4-4	T2	19-9	
86-87	4-14	T8	11-18	
87-88	2-16	10	5-23	
88-89	6-12	T8	11-7	
89-90	5-13	T8	12-17	
90-91	1-17	10	6-25	
91-92	3-15	10	9-19	
92-93	7-11	8	13-14	
93-94	8-10	7	15-12	
94-95	6-12	7	11-19	
95-96	10-8	T3	22-8	WNIT Champion
96-97	12-6	T4	23-8	NCAA 2nd
97-98	14-4	T2	23-7	NCAA S16
98-99	12-6	4	18-11	NCAA 2nd
99-00	13-5	T2	25-7	NCAA 2nd
00-01	9-9	5	20-12	WNIT 2nd
01-02	10-8	T6	14-14	
02-03	13-5	T2	22-9	NCAA 1st
03-04	14-4	T1	24-9	NCAA 1st
04-05	11-7	5	20-12	NCAA 2nd
05-06	3-15	9	8-22	
06-07	4-14	T8	11-21	
07-08	4-14	T8	10-20	
08-09	4-14	T8	12-19	
09-10	6-12	8	14-17	
10-11	10-8	T4	21-12	WNIT 1st
11-12	3-15	12	15-17	
12-13	4-14	T10	12-18	
13-14	1-17	12	5-25	
14-15	3-15	T11	10-20	
15-16	3-15	11	13-19	

WCAA member from 1979-1985
 Pac-West Conference member in 1985-1986
 Pac-12 Conference member since 1986

SERIES RECORDS


Arizona State	32-61
California	31-33
Colorado	5-14
Oregon	29-35
Oregon State	31-33
Stanford	13-64
UCLA	21-59
USC	22-57
Utah	5-18
Washington	20-43
Washington State	33-29

2016-17 ARIZONA ROSTER

No.	Name	POS	HT	YR	EXP	Hometown/High School (Last School)
0	Breanna Workman	F	6-1	SR	3L	Las Vegas, Nev./Centennial HS
3	Taryn Griffey	G	5-7	RS-SO	1L	Seattle, Wash./Phillips HS
4	Lucia Alonso	G	5-7	FR	HS	Leon, Spain/Aron Leon Cuna Del Parlamentarismo
10	Lauren Evans	G	5-11	RS-SR	1L	Phoenix, Ariz./Hamilton HS/Virginia Tech
13	Eugenie Simonet-Keller	C	6-8	SO	1L	La Biot, France/IMG Academy
14	Malena Washington	G	5-6	SR	2L	Beaumont, Texas/Central HS
20	Farrin Bell	G	6-0	RS-SR	1L	Richardson, Texas/Ricahrdson HS
21	Destiny Graham	F	6-3	SO	1L	San Francisco, Calif./Eastside College Prep
22	Bria Rice	G	5-8	FR	HS	Federal Way, Wash./Todd Beamer HS
23	Michal Miller	G	5-7	SO	1L	Michigan City, Ind./Michigan City HS
24	LaBrittney Jones	F	6-1	SR	3L	Cedar Hill, Texas/Cedar Hill HS
31	Dejza James	F	6-1	SR	3L	Elk Grove, Calif./Pleasant Grove HS
33	Jalea Bennett	G	6-0	JR	2L	Grand Prairie, Texas/Mansfield Timberview HS
44	Charise Holloway	G	5-9	JR	1L	Tracy, Calif./St. Mary's HS

Head Coach: Adia Barnes (Arizona 1998), 1st year
Associate Head Coach: Sunny Smallwood (Boise State 1983), 1st year
Assistant Coach: Salvo Coppa (IULM University Milan 2002), 1st year
Assistant Coach: Kelly Rae Finley (Colorado State University 2008), 1st year

Letterwinners R/L: 12/3
Starters returning in bold



ADIA BARNES

Head Coach • 1st year at Arizona
Alma Mater: Arizona, 1998
0-0 at Arizona • Overall: 0-0 (1st year)

The ninth head coach in Arizona history, Barnes returns to her alma mater where she was arguably one of the best players in its history, as well as one of the best players in Conference history ... spent five years as an assistant coach at Washington, helping the Huskies in a historic run to their first-ever NCAA Final Four in 2016 ... a 1998 Pac-10 Player of the Year, scoring over 2,000 points ... played 12 years in the WNBA, winning a title in 2004 with the Seattle Storm ... named to the WNBA's All-Decade team.

BARNES' RECORD

Year	School	Overall	Conf.	Place/Conf
15-16	Arizona	First Year		

2016-17 SCHEDULE

Day	Date	Opponent	TV	Time
Sun	N13	Alcorn State		2 p.m.
Fri	N18	at George Mason		5 p.m.
Tue	N22	North Texas		11 a.m.
Sat	N26	at Southern Utah		2 p.m.
Thur	D1	Florida Atlantic		7 p.m.
Sun	D4	at New Mexico State		1 p.m.
Wed	D7	San Diego		7 p.m.
Tue	D13	Grambling State		7 p.m.
Sat	D17	at Kansas		11 a.m.
Wed	D21	Utah State		6 p.m.
Tue	D27	Portland State		7 p.m.
Thur	D29	California *		7 p.m.
Sun	J1	Stanford *		2 p.m.
Fri	J6	at Colorado *		7 p.m.
Sun	J8	at Utah *	PAC12	11 a.m.
Fri	J13	Washington *	PAC12	6 p.m.
Sun	J15	Washington State *	PAC12	11 a.m.
Fri	J20	at Stanford *		7 p.m.
Sun	J22	at California *	PAC12	1 p.m.
Fri	J27	at USC *		7 p.m.
Sun	J29	at UCLA *		2 p.m.
Fri	F3	Oregon *	PAC12	5 p.m.
Sun	F5	Oregon State *		2 p.m.
Fri	F10	at Washington *	PAC12	8 p.m.
Sun	F12	at Washington State *	PAC12	11 a.m.
Fri	F17	Arizona State *	PAC12	6 p.m.
Sun	F19	at Arizona State *	PAC12	3 p.m.
Fri	F24	UCLA *	PAC12	5 p.m.
Sun	F26	USC *	PAC12	1 p.m.
Thu.-Sun.	M2-5	Pac-12 Tournament, Seattle, Wash.		

* Pac-12 Conference game.
 PAC12 indicates game televised on the Pac-12 Networks.
 All times Mountain Standard Time & subject to change.

2015-16 RESULTS

Date	Opponent	Score	Hi Pts	Hi Reb
11/14	at Toledo	W, 62-59	(18)Griffey	(10)Evans
11/18	HOWARD	W, 65-28	(18)Bennett (5)Workman/Bell/Coleman	
11/21	at San Diego	L, 54-59	(10)Workman/Washington	(10)James
11/23	KANSAS	W, 67-52	(17)Griffey	(6)Workman
11/27	at North Texas	W, 51-44	(17)Bennett	(6)Evans
12/2	NEW MEXICO STATE	W, 68-64	(17)Washington	(13)James
12/5	PACIFIC	W, 69-56	(21)Washington	(7)Coleman
12/10	LOUISIANA TECH	W, 77-67	(16)James	(9)James
12/19	vs SMU	L, 46-58	(16)Griffey	(7)Jones
12/20	vs Florida Gulf Coast	L, 55-57	(11)Washington	(6)Workman
12/21	vs Gardner	W, 79-60	(29)Griffey	(5)James/Graham
12/29	GEORGE MASON	WOT, 68-60	(16)Jones	(7)James
1/2	STANFORD*	L, 34-59	(11)Jones	(5)James/Jones
1/4	CALIFORNIA*	W, 57-52	(11)Griffey	(10)Jones
1/8	at Washington State*	L, 46-67	(11)Graham	(6)Jones
1/10	at Washington*	L, 47-63	(10)James	(8)Griffey
1/15	UTAH*	L, 55-60	(19)Jones	(7)Jones
1/17	COLORADO*	W, 63-52	(22)Jones	(9)Jones
1/22	at Arizona State*	L, 49-61	(14)Washington	(7)Workman
1/24	ARIZONA STATE*	L, 47-62	(17)Washington	(6)Jones
1/29	at Oregon State*	L, 43-71	(10)Jones	(6)Bell
1/31	at Oregon*	L, 54-76	(23)Washington	(4)Workman
2/5	USC*	L, 57-67	(17)Jones	(10)Jones
2/7	UCLA*	L, 39-73	(14)Washington	(4)Workman/Jones
2/12	at Stanford*	L, 58-82	(12)Miller/Bennett	(8)Graham
2/14	at California*	L, 56-75	(13)Washington	(5)Graham
2/19	WASHINGTON*	L, 52-74	(15)Washington	(6)Workman
2/21	WASHINGTON STATE*	L, 61-62	(14)Washington	(11)Jones
2/26	at UCLA*	L, 53-80	(15)Bennett	(7)Jones
2/28	at USC*	W, 63-56	(18)Jones	(8)Workman
3/3	at Oregon ^{P12}	W, 74-68	(26)Jones	(8)Jones
3/4	vs UCLA ^{P12}	L, 51-72	(15)Jones	(13)Jones

P12 indicates Pac-12 Tournament game.

2015-16 ARIZONA STATISTICS

Overall: Overall: 13-19, Pac-12: 3-15/11th • Home: 8-7 • Away: 4-9 • Neutral: 1-3

#	PLAYER	G-GS	MIN-AVG	FG-FGA	FG%	3P-ATT	3P%	FT-FTA	FT%	OFF	DEF	TOT	AVG	PF-D	AST	TO	BLK	STL	PTS-AVG
24	Jones, LaBritney	24-21	669-27.9	108-268	.403	13-38	.342	73-99	.737	37	104	141	5.9	55-1	24	46	23	28	302-12.6
	Conference-Only	18-18	520-28.9	79-208	.380	10-30	.333	49-68	.721	25	76	101	5.6	41-1	18	35	12	23	217-12.1
14	Washington, Malena	32-17	814-25.4	130-356	.365	43-146	.295	43-62	.694	10	46	56	1.8	63-1	85	94	1	23	346-10.8
	Conference-Only	18-15	487-27.1	74-214	.346	21-86	.244	19-33	.576	4	25	29	1.6	33-1	48	53	1	11	188-10.4
03	Griffey, Taryn	22-14	414-18.8	61-148	.412	36-85	.424	10-20	.500	18	48	66	3.0	30-0	32	38	5	12	168-7.6
	Conference-Only	9-3	143-15.9	15-53	.283	10-31	.323	3-5	.600	8	19	27	3.0	11-0	5	16	1	2	43-4.8
00	Workman, Breanna	28-26	686-24.5	72-137	.526	3-6	.500	36-54	.667	41	93	134	4.8	59-1	32	66	3	20	183-6.5
	Conference-Only	16-14	379-23.7	38-72	.528	0-0	.000	15-20	.750	25	47	72	4.5	28-1	16	29	2	8	91-5.7
33	Bennett, Jalea	32-32	668-20.9	72-198	.364	9-30	.300	30-47	.638	32	45	77	2.4	76-2	35	56	16	22	183-5.7
	Conference-Only	18-18	394-21.9	36-105	.343	1-12	.083	15-22	.682	22	28	50	2.8	43-2	21	40	9	12	88-4.9
31	James, Deja	13-1	235-18.1	30-80	.375	1-3	.333	8-21	.381	29	51	80	6.2	26-0	11	26	6	7	69-5.3
	Conference-Only	4-0	75-18.8	12-28	.429	0-1	.000	3-7	.429	10	12	22	5.5	8-0	1	3	1	2	27-6.8
15	Cannon, Keyahndra	32-32	745-23.3	51-149	.342	3-20	.150	30-34	.882	24	60	84	2.6	44-0	49	64	4	21	135-4.2
	Conference-Only	18-18	418-23.2	28-81	.346	2-13	.154	19-23	.826	17	35	52	2.9	24-0	30	42	2	6	77-4.3
23	Miller, Michal	28-0	262-9.4	38-103	.369	14-44	.318	11-18	.611	11	19	30	1.1	26-0	19	20	2	12	101-3.6
	Conference-Only	16-0	175-10.9	21-62	.339	4-20	.200	7-11	.636	6	9	15	0.9	14-0	13	11	1	6	53-3.3
10	Evans, Lauren	32-0	652-20.4	46-104	.442	0-1	.000	19-31	.613	30	52	82	2.6	58-0	38	47	12	25	111-3.5
	Conference-Only	18-0	349-19.4	21-50	.420	0-0	.000	11-18	.611	11	20	31	1.7	30-0	18	35	6	6	53-2.9
21	Graham, Destiny	32-5	505-15.8	38-92	.413	0-0	.000	29-45	.644	40	58	98	3.1	67-0	18	27	6	15	105-3.3
	Conference-Only	18-4	296-16.4	23-56	.411	0-0	.000	11-18	.611	20	34	54	3.0	36-0	6	16	0	7	57-3.2
42	Coleman, A'Shanti	32-11	366-11.4	33-80	.413	0-0	.000	4-10	.400	20	32	52	1.6	36-0	11	20	16	14	70-2.2
	Conference-Only	18-0	145-8.1	14-34	.412	0-0	.000	1-4	.250	6	13	19	1.1	14-0	1	7	4	5	29-1.6
20	Bell, Ferrin	31-1	403-13.0	19-62	.306	0-1	.000	9-23	.391	14	44	58	1.9	28-0	32	42	4	18	47-1.5
	Conference-Only	17-0	219-12.9	5-28	.179	0-0	.000	1-5	.200	7	21	28	1.6	13-0	14	26	2	10	11-0.6
11	Harris, Cherice	3-0	6-2.0	0-1	.000	0-0	.000	0-0	.000	0	0	0	0.0	0-0	1	0	0	0	0-0.0
	Conference-Only	0-0	0-0.0	0-0	.000	0-0	.000	0-0	.000	0	0	0	0.0	0-0	0	0	0	0	0-0.0
TM	TEAM									83	96	179	5.6	0		16			0
	Conference-Only									43	54	97	5.4	0		5			0
	Total	32		698-1778	.393	122-74	.326	302-464	.651	389	748	1137	35.5	568-5	387	562	98	217	1820-56.9
	Conference-Only	18		66-991	.369	48-193	.249	154-234	.658	204	393	597	33.2	295-5	191	318	41	98	934-51.9
	Opponents	32		715-1740	.411	170-534	.318	396-570	.695	362	755	1117	34.9	540-0	391	527	124	274	1996-62.4
	Conference-Only	18		435-983	.443	111-312	.356	211-303	.696	198	449	647	35.9	299-1	256	284	72	170	1192-66.2

QUICK FACTS

Location Tempe, Ariz.
Founded 1885
Enrollment 91,322
Colors Maroon & Gold
Home Court Wells Fargo Arena (10,734)
Press Row Phone (480) 965-7274
President Dr. Michael Crow
Faculty Representative Dr. Jeffery Wilson
Athletics Director Ray Anderson
Associate AD/SWA Deana Garner-Smith
Head Coach Charli Turner Thorne
Sports Information Dir. Mark Brand
Assoc. Dir./WBB SID Steve Rodriguez
SID Phone (480) 965-9780
Email steve.rodriguez@asu.edu
Website www.thesundevils.com
All-Time Record 676-469
First Year 1975-76
Pac-12 Record 279-279
Pac-12 Tournament 12-15
NCAA Record 17-14
WNIT Record 4-6

TEAM OUTLOOK

- Arizona State is coming off one of its most successful seasons in program history, capturing a share of the Pac-12 regular-season title for the first time since 2001. Entering her 20th season at the ASU helm, head coach **Charli Turner Thorne** brings back a veteran core that includes three starters from last season's championship squad.
- In total, Turner Thorne is welcoming back seven letterwinners from last year's team. She has also added the 10th-ranked recruiting class in the nation to make up for big losses, five seniors, including point guard Elisha Davis, who ranked third in the Pac-12 in assists per game (4.97), and Katie Hemen, the team's sharp shooter from long range.
- The Sun Devils have a seasoned group returning, including seniors **Sophie Brunner**, **Quinn Dornstauder** and **Kelsey Moos**.
- An undersized forward, Brunner has been the lynchpin for Arizona State, leading the team in scoring and on the boards. She would have also ranked third in the Conference in shooting percentage had she met the statistical minimums, behind just an All-American and the national freshman of the year.
- With the loss of so many key players, Arizona State will look to its talented recruiting class to step in and make an impact immediately. Most notably, guard **Robbi Ryan** looks to step in to add some offensive firepower after being named Wyoming's Gatorade Player of the Year.
- The heart of ASU's success is its defense. Consistently one of the top defensive teams in the nation, the Sun Devils ranked 21st in the nation in scoring defense, allowing just 54.9 ppg, which also ranked second in the Pac-12.

YEAR-BY-YEAR RECORD

(since 1981-82)

Year	Conf.	Place	Overall	Postseason
81-82	8-4	3	25-7	NCAA S16
82-83	9-5	3	23-7	NCAA S16
83-84	6-8	5	17-11	
84-85	3-11	6	11-16	
85-86	4-4	2	15-10	
86-87	4-14	T8	10-17	
87-88	5-13	T8	11-17	
88-89	3-15	10	9-19	
89-90	5-13	T8	13-15	
90-91	5-13	9	14-14	
91-92	11-7	5	20-9	NCAA 1st
92-93	10-8	T4	17-10	
93-94	2-16	T9	4-22	
94-95	2-16	10	8-19	
95-96	4-14	9	8-19	
96-97	3-15	9	9-19	
97-98	6-12	T7	10-17	
98-99	6-12	T6	12-15	
99-00	7-11	7	14-15	WNIT 1st
00-01	12-6	T1	20-11	NCAA 1st
01-02	12-6	T2	25-9	NCAA 2nd
02-03	7-11	8	16-14	WNIT 2nd
03-04	11-7	T3	17-12	WNIT 1st
04-05	12-6	T2	24-10	NCAA S16
05-06	14-4	2	25-7	NCAA 2nd
06-07	16-2	2	31-5	NCAA E8
07-08	14-4	3	22-11	NCAA 2nd
08-09	15-3	T2	26-9	NCAA E8
09-10	9-9	5	18-14	WNIT 2nd
10-11	11-7	3	20-11	NCAA 1st
11-12	10-8	4	20-12	WNIT 1st
12-13	5-13	9	13-18	
13-14	11-7	4	23-10	NCAA 2nd
14-15	15-3	2	29-6	NCAA S16
15-16	16-2	T1	26-7	NCAA 2nd

WCAA member from 1979-1985
 Pac-West Conference member in 1985-1986
 Pac-12 Conference member since 1986

SERIES RECORDS

Arizona	57-27
California	34-36
Colorado	6-9
Oregon	33-29
Oregon State	31-23
Stanford	14-55
UCLA	28-51
USC	24-33
Utah	7-9
Washington	33-29
Washington State	42-18

2016-17 ARIZONA STATE ROSTER

No.	Name	POS	HT	YR	EXP	Hometown/High School (Last School)
1	Reili Richardson	G	5-11	FR	HS	Brea, Calif./Brea Olinda HS
2	Courtney Ekmark	G	6-0	JR	TR*	Arcadia, Ariz./St. Mary's HS (Connecticut)
3	Sabrina Haines	G	5-10	SO	1V	Phoenix, Ariz./Desert Vista HS
4	Kiara Russell	G	5-8	FR	HS	Minneapolis, Minn./Osseo HS
11	Robbi Ryan	G	5-9	FR	HS	Sheridan, Wyo./Sheridan HS
13	Sydney Goodson	G	5-8	FR	HS	Argyle, Texas./Liberty Christian HS
21	Sophie Brunner	F	6-1	SR	3V	Freeport, Ill./Aquino HS
22	Quinn Dornstauder	C	6-4	SR	3V	Regina, Saskatchewan, Canada/Leboldus
24	Kelsey Moss	F	6-0	SR	3V	Edwall, Wash./Reardan
33	Charnea Johnson-Chapman	C	6-3	SO	1V	Moreno Valley, Calif./Canyon Springs HS
42	Kianna Ibis	F	6-1	SO	1V	Omaha, Neb./Benson HS
44	Sara Hattis	F	6-4	GR	TR	Rio Rancho, N.M./Cleveland HS (Texas)
50	Armani Hawkins	G	5-10	SO	1V	Mesa, Ariz./Mountain View HS
52	Jamie Ruden	F	6-1	FR	HS	Rochester, Minn./John Marshall

Head Coach: Charli Turner Thorne (Stanford 1988), 20th year
Associate Head Coach: Meg Sanders (Cal State Fullerton 1985), 14th year
Associate Head Coach: Amanda Levens (Arizona State 2002), 5th year
Assistant Coach: Jackie Moore (Armstrong State 1991), 5th year

Letterwinners R/L: 7/6
Starters returning in bold

*will sit out 2016-17 due to NCAA transfer rules



CHARLI TURNER THORNE

Head Coach • 20th Year at Arizona State
Alma Mater: Stanford, 1988
380-220 (.633) at Arizona State • Overall: 480-260 (.649, 22 Years)

Pac-12 Coach of the Year for the second time in her career after leading ASU to its second regular-season Conference title in 15 years ... The winningest coach in Sun Devil history eclipsing career No. 400 ... Ranks second overall in wins among all-time Pac-12 coaches ... One of just three coaches in Pac-12 history to have led their teams to five or more consecutive 20-win seasons ... Guided ASU to the postseason 15 of the last 16 years, including 11 NCAA Tournament appearances.

TURNER THORNE'S RECORD

Year	School	Overall	Conf.	Place/Conf	Year	School	Overall	Conf.	Place/Conf
93-94	N. Arizona	12-15	6-8	4/Big Sky	07-08	Arizona State	22-11	14-4	3/Pac-10
94-95	N. Arizona	14-12	6-8	5/Big Sky	08-09	Arizona State	26-9	15-3	T2/Pac-10
95-96	N. Arizona	14-13	6-8	4/Big Sky	09-10	Arizona State	18-14	9-9	5/Pac-10
96-97	Arizona State	9-19	3-15	9/Pac-10	10-11	Arizona State	20-11	11-7	3/Pac-10
97-98	Arizona State	10-17	6-12	T7/Pac-10	12-13	Arizona State	13-18	5-13	9/Pac-12
98-99	Arizona State	12-15	6-12	T6/Pac-10	13-14	Arizona State	23-10	11-7	4/Pac-12
99-00	Arizona State	14-15	7-11	7/Pac-10	14-15	Arizona State	29-6	15-3	2/Pac-12
00-01	Arizona State	20-11	12-6	T1/Pac-10	15-16	Arizona State	26-7	16-2	T1/Pac-12
01-02	Arizona State	25-9	12-6	T2/Pac-10	ASU Total (19 yrs) 380-220 202-140				
02-03	Arizona State	16-14	7-11	8/Pac-10	Career Total (22 yrs) 480-260 220-164				
03-04	Arizona State	17-12	11-7	T3/Pac-10					
04-05	Arizona State	24-10	12-6	T2/Pac-10					
05-06	Arizona State	25-7	14-4	2/Pac-10					
06-07	Arizona State	31-5	16-2	2/Pac-10					

2016-17 SCHEDULE

Day	Date	Opponent	TV	Time
Fri	N11	Illinois State		4 p.m.
Sun	N13	San Jose State		2 p.m.
Sat	N19	at Marquette		1 p.m.
Fri-Sat	N25-26	at South Point Thanksgiving Tournament, Las Vegas, Nev		
Fri	N25	vs. Maryland		2 p.m.
Sat	N26	vs. St. John's		2 p.m.
Sat	D3	Boston U.		12 p.m.
Sat	D3	ASU Classic		2 p.m.
Sun	D11	at Kentucky		11 a.m.
Tues	D13	at Middle Tennessee		5:30 p.m.
Sat	D17	Oral Roberts		2 p.m.
Wed	D21	Holy Cross		5 p.m.
Fri	D30	Stanford *	PAC12	4 p.m.
Sun	J1	California *	PAC12	3 p.m.
Fri	J6	at Utah *	PAC12	7 p.m.
Sun	J8	at Colorado *	PAC12	4 p.m.
Fri	J15	Washington State *		11 a.m.
Sun	J15	Washington *	PAC12	6 p.m.
Fri	J20	at California *	PAC12	9 p.m.
Sun	J22	at Stanford *	PAC12	4 p.m.
Fri	J27	at UCLA *	PAC12	9 p.m.
Sun	J29	at USC *	PAC12	4 p.m.
Fri	F3	Oregon State *	PAC12	8 p.m.
Sun	F5	Oregon *	PAC12	12 p.m.
Fri	F10	at Washington State *		8 p.m.
Sun	F12	at Washington *	PAC12	6 p.m.
Fri	F17	at Arizona *	PAC12	7 p.m.
Sun	F19	Arizona *	PAC12	4 p.m.
Fri	F24	USC *	PAC12	8 p.m.
Sun	F26	UCLA *	PAC12	12 p.m.
Thu-Sun	M2-5	Pac-12 Tournament, Seattle, Wash.		

* Pac-12 Conference game.
PAC12 indicates game televised on the Pac-12 Networks.
All times Mountain Standard Time & subject to change.

2015-16 RESULTS

Date	Opponent	Score	Hi Pts	Hi Reb
11/15	KENTUCKY	LOT, 64-68	(19)Brunner	(7)Brunner
11/21	at SMU	W, 64-57	(21)Dornstauder(8)Dornstauder/Kelsey	
11/27	vs South Carolina	L, 58-60	(12)Hempen	(10)Brunner
11/28	at Hawai'i	W, 75-49	(12)Dornstauder/Hempen	(8)Normen
11/29	vs CSU Bakersfield	W, 60-47	(14)Dornstauder	(6)Ibis/Hawkins/ (6)Normen
12/5	VCU	L, 48-57	(17)Dornstauder	(10)Hawkins
12/6	COLUMBIA	W, 70-49	(14)Hempen/ (6)Amukamara/Hempen	(14)Dornstauder
12/12	at Syracuse	W, 61-54	(13)Moos	(10)Davis
12/14	at Hartford	W, 60-29	(11)Hempen	(10)Dornstauder
12/19	MARQUETTE	W, 90-80	(17)Hawkins(4)Davis/Normen/Brunner	
12/21	FLORIDA STATE	W, 68-56	(23)Hawkins (6)Brunner/Dornstauder	
12/28	CS NORTHBRIDGE	W, 69-46	(18)Hawkins	(5)Dornstauder/ (5)Johnson-Chapman/Hawkins
1/2	CALIFORNIA*	W, 57-49	(16)Brunner	(7)Brunner
1/4	STANFORD*	W, 49-31	(12)Brunner/Hawkins	(10)Brunner
1/8	at Washington*	W, 68-61	(15)Brunner	(9)Brunner
1/10	at Washington State*	W, 63-45	(19)Haines	(10)Moos
1/15	COLORADO*	W, 64-37	(15)Dornstauder	(10)Dornstauder
1/17	UTAH*	W, 80-60	(14)Dornstauder	(9)Moos
1/22	ARIZONA*	W, 61-49	(16)Davis	(5)Brunner
1/24	at Arizona*	W, 62-47	(19)Hawkins	(8)Moos
1/29	at Oregon*	W, 63-58	(17)Moos	(6)Moos/Dornstauder/ (6)Brunner
2/1	at Oregon State*	L, 44-67	(13)Brunner	(4)Brunner
2/5	UCLA*	W, 65-61	(20)Hempen	(8)Dornstauder
2/7	USC*	W, 69-68	(12)Hawkins	(7)Dornstauder
2/12	at California*	W, 64-49	(17)Hempen	(8)Moos
2/14	at Stanford*	WOT, 63-61	(14)Brunner	(12)Moos/Brunner
2/19	WASHINGTON STATE*	W, 61-39	(15)Brunner	(11)Brunner
2/21	WASHINGTON*	W, 77-57	(25)Dornstauder	(7)Brunner
2/26	at USC*	W, 50-45	(11)Hempen	(12)Brunner
2/28	at UCLA*	L, 61-74	(24)Dornstauder	(13)Brunner
3/4	vs California ^{P12}	L, 64-75	(14)Brunner/Ibis	(11)Brunner
3/18	NEW MEXICO STATE ^{NCAA}	W, 74-52	(20)Hempen	(7)Moos
3/20	TENNESSEE ^{NCAA}	L, 64-75	(18)Davis	(7)Dornstauder/Brunner

P12 indicates Pac-12 Tournament game.
NCAA indicates NAATournament game.

2015-16 ARIZONA STATE STATISTICS

Overall: Overall: 26-7, Pac-12: 16-2/T1st • Home: 14-3 • Away: 11-2 • Neutral: 1-2

#	PLAYER	G-GS	MIN-AVG	FG-FGA	FG%	3P-ATT	3P%	FT-FTA	FT%	OFF	DEF	TOT	AVG	PF-D	AST	TO	BLK	STL	PTS-AVG
21	Brunner, Sophie	27-27	773-28.6	116-219	.530	4-8	.500	54-79	.684	76	124	200	7.4	53-1	52	58	6	46	290-10.7
	Conference-Only	18-18	521-28.9	81-147	.551	0-0	.000	31-46	.674	58	85	143	7.9	35-0	35	33	4	28	193-10.7
22	Dornstauder, Quinn	33-21	710-21.5	128-281	.456	1-6	.167	63-85	.741	54	94	148	4.5	39-0	18	46	41	23	320-9.7
	Conference-Only	18-9	348-19.3	66-144	.458	0-2	.000	28-43	.651	22	58	80	4.4	17-0	12	21	18	8	160-8.9
00	Hempen, Katie	33-33	887-26.9	100-252	.397	65-150	.433	43-55	.782	16	58	74	2.2	65-2	85	68	0	3	308-9.3
	Conference-Only	18-18	489-27.2	54-137	.394	35-82	.427	23-26	.885	8	29	37	2.1	36-0	50	37	0	19	166-9.2
01	Hawkins, Armeica	33-19	736-22.3	107-281	.381	28-92	.304	53-69	.768	38	61	99	3.0	69-1	58	53	4	36	295-8.9
	Conference-Only	18-9	405-22.5	52-153	.340	14-47	.298	27-31	.871	19	31	50	2.8	42-1	27	33	1	17	145-8.1
23	Davis, Elisha	33-33	971-29.4	103-272	.379	34-117	.291	36-49	.735	20	62	82	2.5	69-1	164	95	2	49	276-8.4
	Conference-Only	18-18	540-30.0	51-144	.354	23-71	.324	15-20	.750	9	27	36	2.0	41-0	83	51	0	31	140-7.8
24	Moos, Kelsey	28-28	699-25.0	51-117	.436	12-38	.316	35-50	.700	65	102	167	6.0	66-1	15	30	1	41	149-5.3
	Conference-Only	18-18	462-25.7	30-67	.448	9-20	.450	27-40	.675	44	71	115	6.4	38-0	8	20	1	29	96-5.3
03	Haines, Sabrina	33-0	574-17.4	60-144	.417	15-47	.319	39-45	.867	25	47	72	2.2	53-0	27	24	4	23	174-5.3
	Conference-Only	18-0	316-17.6	31-80	.388	4-21	.190	26-31	.839	15	22	37	2.1	25-0	18	13	1	12	92-5.1
11	Amukamara, Peace	33-0	494-15.0	35-120	.292	10-44	.227	20-27	.741	14	47	61	1.8	58-0	46	47	3	20	100-3.0
	Conference-Only	18-0	252-14.0	17-64	.266	6-26	.231	12-112	1.000	7	18	25	1.4	26-0	24	25	0	9	52-2.9
42	Ibis, Kianna	31-0	244-7.9	37-89	.416	1-12	.083	11-18	.611	17	33	50	1.6	19-0	5	19	8	10	86-2.8
	Conference-Only	18-0	115-6.4	20-43	.465	0-4	.000	5-8	.625	9	16	25	1.4	5-0	2	9	3	3	45-2.5
43	Normen, Eliza	32-4	343-10.7	25-62	.403	0-5	.000	9-17	.529	17	41	58	1.8	32-0	13	18	7	7	59-1.8
	Conference-Only	18-0	111-6.2	7-15	.467	0-1	.000	4-9	.444	3	11	14	0.8	13-0	3	9	3	1	18-1.0
33	Johnson-Chapman, Cha	25-0	152-6.1	17-38	.447	0-0	.000	4-11	.364	19	22	41	1.6	23-1	2	9	3	6	38-1.5
	Conference-Only	11-0	46-4.2	4-8	.500	0-0	.000	2-4	.500	5	9	14	1.3	6-0	1	3	2	1	10-0.9
50	Hawkins, Armani	10-0	45-4.5	6-14	.429	1-2	.500	2-4	.500	0	0	0	0.0	6-0	1	2	1	4	15-1.5
	Conference-Only	4-0	9-2.3	2-5	.400	0-0	.000	0-0	.000	0	0	0	0.0	2-0	1	0	1	1	4-1.0
05	Kanoa, Tia	7-0	18-2.6	0-2	.000	0-0	.000	0-0	.000	0	0	0	0.0	2-0	2	0	0	0	0-0.0
	Conference-Only	5-0	11-2.2	0-1	.000	0-0	.000	0-0	.000	0	0	0	0.0	1-0	2	0	0	0	0-0.0
02	Levy, Qiana	2-0	4-2.0	0-1	.000	0-0	.000	0-0	.000	0	0	0	0.0	1-0	1	0	0	0	0-0.0
	Conference-Only	0-0	0-0.0	0-0	.000	0-0	.000	0-0	.000	0	0	0	0.0	0-0	0	0	0	0	0-0.0
TM	TEAM									86	62	148	4.5	0-0		19			
	Conference-Only									43	35	78	4.3	0-0		11			
	Total	33		785-1892	.415	171-521	.328	369-509	.725	447	753	1200	36.4	555-7	489	488	80	296	2110-63.9
	Conference-Only	18		415-1008	.412	91-274	.332	200-270	.741	242	412	654	36.3	287-1	266	265	34	159	1121-62.3
	Opponents	33		698-1718	.406	117-402	.291	299-435	.687	324	719	1043	31.6	584-0	345	594	123	245	1812-54.9
	Conference-Only	18		373-937	.398	65-215	.302	147-214	.687	178	376	554	30.8	316-7	194	313	70	144	958-53.2

QUICK FACTS

Location Berkeley, Calif.
Founded 1868
Enrollment 38,204
Colors Blue & Gold
Home Court Haas Pavilion (11,877)
Press Row Phone (510) 642-3098
Chancellor Nicholas B. Dirks
Faculty Rep Bob Jacobsen
Director of Athletics Michael Williams
Assoc. AD/SWA Jenny Simon-O'Neil
Head Coach Lindsay Gottlieb
Sports Information Dir. Herb Benenson
Asst. Dir./WBB SID MC Barrett
Office/Fax (510) 697-9153/643-7778
Cell (510) 697-9153
Email mc.barrett@berkeley.edu
Website www.calbears.com
All-Time Record 683-563
First Year 1973-74
Pac-12 Record 241-294
Pac-12 Tournament 17-15
NCAA Record 11-11
WNIT Record 12-8

TEAM OUTLOOK

- California looks to bounce back from a disappointing season last year, which saw the Golden Bears miss out on the NCAA Tournament for the first time in head coach **Lindsay Gottlieb's** reign in Berkeley. The Bears also had a sub-.500 record. Both were unexpected.
- Despite the results, the Golden Bears showed their promise, picking up wins against top-10 opponents and advancing to the semifinal of the Pac-12 Tournament. Looking to build on that, Cal welcomes back four of its starters from last year, including USBWA National Freshman of the Year **Kristine Anigwe**.
- As a freshman, Anigwe took on a lot of responsibility, putting up big numbers and nearly averaging a double-double. She was the second-highest scoring freshman in the country and second in the Pac-12 among all scorers. She was also top six in rebounding in the Conference. She looks to play a similar role in 2016-17.
- Anigwe will have plenty of support with four starters returning, including junior **Courtney Range**. Range was a big presence in the post, averaging 13.4 points per game and 5.8 rebounds per game.
- Sophomore **Mikayla Cowling** gives the Bears another big presence inside. She, along with Range and sophomore guard Asha Thomas were the only three players to play in every game, as well as start every game.
- The Bears had plenty of talent last year, but depth was an issue, at times playing with as few as seven players. But Gottlieb addressed that issue, adding three freshman this season, two of which were ranked among the top 80 recruits in the country, including **Mi'Cole Cayton** and **Jaelyn Brown**.
- Though the Golden Bears have just two seniors on the team, the squad brings plenty of experience with its returnees having gained plenty of playing experience over the last two years.

YEAR-BY-YEAR RECORD

(since 1981-82)

Year	Conf.	Place	Overall	Postseason
81-82	10-2	1	23-10	
82-83	12-2	2	17-10	
83-84	12-2	4	24-8	WNIT 3rd
84-85	7-5	5	15-12	
85-86	7-5	4	16-12	
86-87	10-8	5	21-10	WNIT Final
87-88	6-12	6	15-15	
88-89	8-10	4	13-15	
89-90	9-9	T4	17-12	NCAA 1st
90-91	7-11	7	14-14	
91-92	12-6	T3	20-9	NCAA 1st
92-93	10-8	T4	19-10	NCAA 2nd
93-94	2-16	T9	8-20	
94-95	5-13	T8	10-17	
95-96	3-15	10	7-20	
96-97	2-16	10	6-21	
97-98	2-16	T9	6-22	
98-99	6-12	T6	12-15	
99-00	6-12	8	11-17	
00-01	8-10	T6	12-16	
01-02	2-16	9	7-21	
02-03	5-13	9	10-19	
03-04	4-14	9	12-17	
04-05	4-14	8	11-18	
05-06	10-8	6	18-12	NCAA 1st
06-07	12-6	3	23-9	NCAA 1st
07-08	15-3	2	27-7	NCAA 2nd
08-09	15-3	T2	27-7	NCAA S16
09-10	11-7	4	24-13	WNIT Champion
10-11	7-11	6	18-16	WNIT 2nd
11-12	13-5	2	25-10	NCAA 2nd
12-13	17-1	T1	32-4	NCAA FF
13-14	13-5	T2	22-10	NCAA 2nd
14-15	13-5	T3	24-10	NCAA 2nd
15-16	4-14	10	15-17	

NorCal Conference member from 1977-1985
 Pac-12 Conference member since 1986

SERIES RECORDS

Arizona	32-30
Arizona State	35-34
Colorado	9-6
Oregon	32-36
Oregon State	38-31
Stanford	19-67
UCLA	22-49
USC	28-39
Utah	12-6
Washington	22-45
Washington State	43-22

2016-17 CALIFORNIA ROSTER

No.	Name	POS	HT	YR	EXP	Hometown/High School (Last School)
1	Asha Thomas	G	5-4	SO	1V	Oakland, Calif./Bishop O'Dowd
3	Mikayla Cowling	F	6-2	JR	2V	Benicia, Calif./St. Mary's College HS
5	Chen Yue	C	6-7	SO	1V	Beijing, China/Tsinghua University
11	Sara Anastasieska	G	5-11	SO	TR	Sydney, Australia/Monte Sant Angelo Mercy (UTSA)
12	Penina Davidson	F	6-3	JR	2V	Auckland, New Zeland/Rangitoto College
20	Ma'Ane Mosley	G	5-11	SO	1V	Oakland, Calif./St. Mary's College HS
21	Mi'Cole Cayton	G	5-9	FR	HS	Stockton Calif./St. Mary's HS
24	Courtney Range	F	6-3	SR	3V	Manteca, Calif/Manteca HS
30	Celeste 'CJ' West	F	6-4	FR	HS	Bakersfield, Calif./Garces Memorial HS
31	Kristine Anigwe	F	6-4	SO	1V	Phoenix, Ariz./Desert Vista HS
33	Jaelyn Brown	F	6-1	FR	HS	Murrieta, Calif./ Vista Murrieta HS
44	KC Waters	F	6-2	SR	3V	San Ramon, Calif./Bishop O'Dowd HS

Head Coach: Lindsay Gottlieb (Brown 1999), 6th year
Associate Head Coach: Charmin Smith (Stanford 1997), 10th year
Assistant Coach: Kai Felton (Randolph-Macon 2000), 6th year
Assistant Coach: Wendale Farrow (Eastern Michigan 2009), 1st year

Letterwinners R/L: 8/1
Starters returning in bold



LINDSAY GOTTLIEB

Head Coach • 6th Year at California

Alma Mater: Brown, 1999

118-51 (.698) at California • Overall: 174-90 (.659, 10 Years)

The ninth head coach in program history, Gottlieb enters her sixth season in Berkeley ... The Bears have won at least 22 games and earned NCAA Tournament berths in four of five seasons ... Led Cal to tie for its first-ever Pac-12 regular-season title and first-ever NCAA Final Four appearance in 2013 ... First Cal coach to win a NCAA Tournament game in their first season at the helm ... Prior to arriving at Cal, spent three seasons at UC Santa Barbara, leading the Gauchos to two postseason berths and a pair of Big West titles ... Named Big West Coach of the Year in 2009.

GOTTLIEB'S RECORD

Year	School	Overall	Conf.	Place/Conf
08-09	UCSB	22-10	15-1	1/Big West
09-10	UCSB	15-17	9-7	5/Big West
10-11	UCSB	19-12	12-4	1/Big West
11-12	California	25-10	13-5	2/Pac-12
12-13	California	32-4	17-1	T1/Pac-12
13-14	California	22-10	13-5	T2/Pac-12
14-15	California	24-10	13-5	T3/Pac-12
15-16	California	15-17	4-14	10/Pac-12
CAL Total (5 yrs)		118-51	60-30	
Career Total (10 yrs)		174-90	96-42	

2016-17 SCHEDULE

Day	Date	Opponent	TV	Time
Fri	N11	at Saint Mary's (Calif.)		5:30 p.m.
Mon	N14	Santa Clara		7 p.m.
Fri	N18	UC Riverside		11:30 a.m.
Sun	N20	CSU Bakersfield		2 p.m.
Fri-Sat	N25-26	Cal Classic, Berkeley, Calif.		
Fri	N25	San Francisco		1 p.m.
Sat	N26	Western Carolina/Duquesne		1/3:15 p.m.
Sun	D4	at Nebraska		1 p.m.
Thu	D8	Sacramento State		7 p.m.
Sun	D11	Lehigh		2 p.m.
Mon-Wed	D19-21	at Las Vegas Tournament, Las Vegas, Nev.		
Mon	D19	vs. Southern Miss		4:30 p.m.
Tue	D20	vs. Oklahoma		6:45 p.m.
Wed	D21	vs. Arkansas State		9:15 p.m.
Thu	D29	at Arizona *		6 p.m.
Sun	J1	at Arizona State *	PAC12	2 p.m.
Fri	J6	Oregon State *	PAC12	6 p.m.
Sun	J8	Oregon *	PAC12	1 p.m.
Fri	J13	at Colorado *		6 p.m.
Sun	J15	at Utah *	PAC12	11 a.m.
Fri	J20	Arizona State *	PAC12	8 p.m.
Sun	J22	Arizona *	PAC12	1 p.m.
Fri	J27	at Washington *	PAC12	6 p.m.
Sun	J29	at Washington State *		12 p.m.
Fri	F3	UCLA *	PAC12	8 p.m.
Sun	F5	USC *		10:30 a.m.
Fri	F10	Utah *	PAC12	6 p.m.
Sun	F12	Colorado *	PAC12	3 p.m.
Thu	F16	Stanford *	PAC12	8 p.m.
Sun	F19	at Stanford *	PAC12	5 p.m.
Fri	F24	at Oregon *		6 p.m.
Sun	F26	at Oregon State *	PAC12	11 a.m.
Thu-Sun	M2-5	Pac-12 Tournament, Seattle, Wash.		

* Pac-12 Conference game.
 PAC12 indicates game televised on the Pac-12 Networks.
 All times Pacific Standard Time & subject to change.

2015-16 RESULTS

Date	Opponent	Score	Hi Pts	Hi Reb
11/13	at Austin Peay	W, 67-58	(23)Range	(8)Green/Anigwe/Davidson
11/15	at Louisville	W, 75-71	(19)Anigwe/Range	(13)Range
11/20	UC RIVERSIDE	W, 64-58	(20)Range	(7)Anigwe
11/22	CAL POLY	W, 82-57	(19)Thomas	(6)Anigwe
11/27	vs Texas A&M	L, 58-75	(23)Anigwe	(12)Anigwe
11/28	vs Liberty	W, 77-72	(22)Cowling	(9)Anigwe
12/5	ST. MARY'S (CALIF.)	L, 63-64	(27)Anigwe	(12)Anigwe
12/6	SACRAMENTO STATE	W, 117-99	(43)Anigwe	(12)Anigwe
12/12	NEBRASKA	WOT, 87-80	(29)Anigwe	(10)Anigwe
12/21	UCLA	W02, 108-104	(29)Range	(12)Range
12/30	CSUN	W, 106-44	(30)Anigwe	(10)Green
1/2	at Arizona State*	L, 49-57	(22)Anigwe	(13)Anigwe
1/4	at Arizona*	L, 52-57	(19)Anigwe	(10)Anigwe
1/8	COLORADO*	W, 64-35	(20)Anigwe	(13)Anigwe
1/10	UTAH*	L, 79-84	(23)Anigwe	(11)Anigwe
1/15	at Oregon State*	L, 48-70	(17)Range,	(9)Range
1/17	at Oregon*	L, 59-69	(17)Anigwe	(10)Anigwe
1/22	at UCLA*	L, 56-75	(16)Anigwe	(9)Anigwe
1/24	at USC*	L, 47-61	(13)Davidson	(9)Thomas
1/29	WASHINGTON STATE*	W, 74-71	(27)Anigwe	(9)Range
1/31	WASHINGTON*	L, 65-75	(22)Thomas	(14)Anigwe
2/2	at Stanford*	L, 46-53	(17)Anigwe	(7)Anigwe
2/5	STANFORD*	L, 55-60	(25)Range	(9)Anigwe
2/12	ARIZONA STATE*	L, 49-64	(14)Range	(6)Cowling/Green
2/14	ARIZONA*	W, 75-56	(24)Anigwe	(7)Cowling
2/19	at Utah*	L, 66-72	(22)Anigwe	(7)Anigwe
2/21	at Colorado*	L, 57-78	(30)Anigwe	(11)Anigwe
2/26	OREGON*	W, 65-54	(18)Anigwe	(7)Anigwe
2/28	OREGON STATE*	L, 44-54	(21)Anigwe	(10)Green
3/3	vs Utah ^{P12}	WOT, 66-63	(18)Anigwe	(14)Anigwe
3/4	vs Arizona State ^{P12}	W, 75-64	(24)Anigwe	(11)Anigwe
3/5	vs UCLA ^{P12}	LOT, 67-73	(26)Anigwe	(15)Anigwe

P12 indicates Pac-12 Tournament game.

2015-16 CALIFORNIA STATISTICS

Overall: Overall: 15-17, 4-14 Pac-12/10th • Home: 10-6 • Away: 3-9 • Neutral: 2-2

#	PLAYER	G-GS	MIN-AVG	FG-FGA	FG%	3P-ATT	3P%	FT-FTA	FT%	OFF	DEF	TOT	AVG	PF-D	AST	TO	BLK	STL	PTS-AVG
31	Anigwe, Kristine	31-30	929-30.0	233-409	.570	0-1	.000	169-224	.754	108	181	289	9.3	107-3	19	114	37	33	635-20.5
	Conference-Only	17-17	531-31.2	115-218	.528	0-1	.000	93-128	.727	56	93	149	8.8	56-0	13	66	21	20	323-19.0
24	Range, Courtney	32-32	1100-34.4	166-420	.395	47-142	.331	50-80	.625	80	105	185	5.8	59-1	53	76	17	37	429-13.4
	Conference-Only	18-18	624-34.7	80-239	.335	29-97	.299	36-55	.655	49	41	90	5.0	34-0	28	40	10	21	225-12.5
03	Cowling, Mikayla	32-32	1185-37.0	142-330	.430	39-100	.390	41-76	.539	29	115	144	4.5	66-1	116	90	15	34	364-11.4
	Conference-Only	18-18	664-36.9	71-173	.410	21-53	.396	14-37	.378	13	62	75	4.2	31-0	59	51	8	13	177-9.8
01	Thomas, Asha	32-32	1069-33.4	91-240	.379	48-134	.358	35-45	.778	29	75	104	3.3	41-0	141	92	0	27	265-8.3
	Conference-Only	18-18	583-32.4	36-119	.303	20-68	.294	6-8	.750	18	44	62	3.4	21-0	78	49	0	15	98-5.4
12	Davidson, Penina	32-8	729-22.8	77-162	.475	7-32	.219	21-45	.467	41	86	127	4.0	67-4	27	49	26	14	182-5.7
	Conference-Only	18-7	425-23.6	39-85	.459	5-18	.278	11-22	.500	18	50	68	3.8	36-1	12	27	11	10	94-5.2
33	Green, Gabby	27-26	936-34.7	55-189	.291	19-83	.229	16-34	.471	19	114	133	4.9	50-0	134	87	16	71	145-5.4
	Conference-Only	13-12	451-34.7	27-98	.276	7-38	.184	7-12	.583	9	52	61	4.7	27-0	56	31	10	34	68-5.2
20	Mosley, MaAne	31-0	411-13.3	35-82	.427	1-5	.200	16-27	.593	32	40	72	2.3	30-0	12	27	0	10	87-2.8
	Conference-Only	18-0	260-14.4	20-45	.444	0-2	.000	9-14	.643	17	22	39	2.2	18-0	8	17	0	5	49-2.7
05	Yue, Chen	8-0	46-5.8	8-16	.500	0-0	.000	0-0	.000	2	6	8	1.0	3-0	2	8	1	1	16-2.0
	Conference-Only	0-0	0-0.0	0-0	.000	0-0	.000	0-0	.000	0	0	0	0.0	0-0	0	0	0	0	0-0.0
44	Waters, KC	20-0	120-6.0	18-37	.486	0-0	.000	3-7	.429	8	27	35	1.8	17-1	7	13	4	2	39-2.0
	Conference-Only	12-0	62-5.2	7-21	.333	0-0	.000	2-3	.667	5	12	17	1.4	8-0	4	8	0	1	16-1.3
TM	TEAM									59	74	133	4.2	0-0			15		
	Conference-Only									33	39	72	4.0	0-0			10		
	Total			825-1885	.438	161-497	.324	351-538	.652	407	823	1230	38.4	440-10	511	571	116	229	2162-67.6
	Conference-Only			395-998	.396	82-277	.296	178-279	.638	218	415	633	35.2	231-1	258	299	60	119	1050-58.3
	Opponents			822-2059	.399	200-628	.318	283-384	.737	441	726	1167	36.5	527-0	474	490	85	264	2127-66.5
	Conference-Only			439-1066	.412	110-314	.350	157-210	.748	227	427	654	36.3	268-4	272	264	54	141	1145-63.6

QUICK FACTS

Location Boulder, Colo.
Founded 1876
Enrollment 29,325
Colors Silver, Gold and Black
Home Court Coors Events Center (11,064)
Press Row Phone (303) 492-1552
President Bruce Benson
Faculty Rep David Clough
Athletic Director Rick George
Senior Assoc. AD/SWA Ceal Barry
Head Coach Linda Lappe
Assoc. AD/Sports Info. David Plati
Asst. Dir./WBB SID Andrew Schlichting
Office/Fax (303) 492-2320/492-3811
Cell (303) 362-3219
Email andrew.schlichting@colorado.edu
Website www.cubuffs.com
All-Time Record 728-507
First Year 1974-75
Pac-12 Record 33-57
Pac-12 Tournament 5-5
NCAA Record 17-13
WNIT Record 12-5

TEAM OUTLOOK

- The Buffs tip off a new era with a new head coach in **JR Payne**. She takes over a storied program that missed the postseason the last two seasons and has been to the NCAA Tournament just once since 2005. But Payne has plenty to turn to as she embarks on her first season with 11 letterwinners returning, including four starters.
- Though the team lost Jamee Swan, the team's leading scorer and rebounder, the Buffs have sophomore **Kennedy Leonard** returning to direct the team on the floor. As a freshman point guard last season, she was second on the team in scoring while also dishing out the sixth-most assists in the Conference (4.63).
- Four seniors are on the squad this season, including the team's long-distance weapon **Lauren Huggins**, as well as fellow starter Haley Smith who was a big presence down low for the Buffs, pulling down the second-best rebounding average on the team. She was also an efficient shooter, knocking down nearly 46 percent of her shot attempts.
- Sophomore guard **Alexis Robinson** also returns with plenty of experience to offer. In the starting lineup in 20 games last season, she became a regular start by the time Conference play began.
- Colorado adds a pair of talented that will provide even more depth, including Eleanor Jones, who has experience competing in international play. That background can only benefit the Buffs.
- The Buffs have a lot going for it this season, giving Payne and her staff a lot to work with in their first season. The challenge will be to get this experience Colorado squad to become a cohesive unit. The Buffs were at the bottom or near the bottom of nearly every offensive and defensive category. They will need to make significant improvements on both sides of the ball to become competitive in an increasingly-competitive league.

YEAR-BY-YEAR RECORD

(since 1981-82)

Year	Conf.	Place	Overall	Postseason
81-82	8-2	T1	28-8	AIAW 16
82-83	7-5		21-8	
83-84	3-11	7	10-18	
84-85	2-12	8	6-22	
85-86	9-5	2	21-9	
86-87	6-8	6	14-14	
87-88	8-6	3	21-11	NCAA 2nd
88-89	14-0	1	27-4	NCAA 2nd
89-90	10-4	3	17-11	
90-91	8-6	T4	18-11	
91-92	11-3	2	22-9	NCAA 1st
92-93	12-2	1	27-4	NCAA E8
93-94	12-2	1	27-5	NCAA S16
94-95	14-0	1	30-3	NCAA E8
95-96	9-5	4	26-9	NCAA 2nd
96-97	12-4	T2	23-9	NCAA S16
97-98	5-11	8	12-16	
98-99	7-9	T8	15-14	WNIT 2nd
99-00	4-12	10	10-19	
00-01	11-5	4	22-9	NCAA 2nd
01-02	11-5	T3	24-10	NCAA E8
02-03	11-5	4	24-8	NCAA S16
03-04	11-5	3	22-8	NCAA 1st
04-05	2-14	T11	9-19	
05-06	3-13	11	9-21	
06-07	6-10	T7	13-17	
07-08	5-11	9	19-15	WNIT Semi
08-09	3-13	12	11-18	
09-10	3-13	11	13-17	
10-11	6-12	T8	18-16	WNIT QF
11-12	6-12	10	21-14	WNIT QF
12-13	13-5	4	25-7	NCAA 1st
13-14	6-12	T9	19-15	WNIT 3rd
14-15	6-12	T9	15-17	
15-16	2-16	12	7-23	

IAC member from 1974-1982

Big Eight Conference member from 1982-1996

Big 12 Conference member from 1996-2011

Pac-12 Conference member since 2012

SERIES RECORDS

Arizona	14-4
Arizona State	11-5
California	6-9
Oregon	7-12
Oregon State	6-5
Stanford	4-15
UCLA	5-7
USC	6-8
Utah	14-14
Washington	8-10
Washington State	4-6

2016-17 COLORADO ROSTER

No.	Name	POS	HT	YR	EXP	Hometown/High School (Last School)
0	Quinnessa Caylao-do	G	5-8	FR	HS	Tacoma, Wash./Bellevue HS
1	Mackenzie Ellis	F	6-2	SO	1V	Tulsa, Okla./Booker T. Washington HS
2	Alexis Robinson	G	5-10	SO	1V	Ashland, Ky./Ashland Blazer HS
3	Bri Watts	C	6-2	SR	2V	Fresno, Calif./Clovis West HS
11	Eleanor Jones	F	6-2	FR	HS	Salisbury, England/Charnwood HS
13	Becca Thomas	G	5-5	JR	2V	Stafford, Texas/The Kinkaid School
14	Kennedy Leonard	G	5-8	SO	1V	Southlake, Texas/Carroll HS
15	Zoe Correal	C	6-4	JR	2V	San Francisco, Calif./Salesian
21	Monica Burich	F	6-2	FR	HS	Roseville, Minn./Roseville
22	Haley Smith	G/F	6-1	SR	3V	Sammamish, Wash./Skyline HS
24	Lauren Huggins	G/F	6-2	SR	3V	Littleton, Colo./Heritage HS
31	Zoe Beard-Fails	F	6-1	SR	3V	Herndon, Va./Georgetown Day (DC)

Head Coach: JR Payne (St. Mary's 1999), 1st year

Associate Head Coach: Toriano Towns (St. Mary's 1998), 1st year

Assistant Coach: Shandrika Lee (Peperdine 2004), 1st year

Assistant Coach: Jeff Cammon (Alcorn State 2003), 1st year

Letterwinners R/L: 11/1
Starters returning in bold



JR PAYNE

Head Coach • 1st Year at Colorado

Alma Mater: Saint Mary's, 1999

First year at Colorado • Overall: 101-113 (.472, 7 Years)

The eighth head coach in Colorado history ... Spent two seasons at Santa Clara where she led the Broncos to its first winning record in eight years in her final year ... First head coaching position was at Southern Utah where she spent five seasons in two different conferences ... Led both teams to the WNIT ... First coaching position was as an assistant at Gonzaga to current Oregon head coach Kelly Graves ... Went on to serve as an assistant at Boise State and Santa Clara.

PAYNE'S RECORD

Year	School	Overall	Conf.	Place/Conf
09-10	Southern Utah	7-23	5-13	8/Summit
10-11	Southern Utah	16-14	10-8	5/Summit
11-12	Southern Utah	6-23	2-16	10/Summit
12-13	Southern Utah	15-16	9-11	7/Big Sky
13-14	Southern Utah	23-10	15-5	T1/Big Sky
14-15	Santa Clara	11-18	5-13	7/West Coast
15-16	Santa Clara	23-9	13-5	7/West Coast

ASU Total (19 yrs) 380-220 202-140

Career Total (22 yrs) 420-260 220-164

2016-17 SCHEDULE

Day	Date	Opponent	TV	Time
Fri	N11	at Northern Colorado		7 p.m.
Sun	N13	Air Force		2 p.m.
Sat	N19	Kentucky		TBD
Tue	N22	at North Dakota State		4 p.m.
Fri.-Sat. N25-26...Omni Invitational, Boulder, Colo.				
Fri	N25	St. Francis (N.Y.)		7:30 p.m.
Sat	N26	Boston College/SMU		5/7:30 p.m.
Thu	D1	Southeastern Louisiana		7 p.m.
Sat	D3	Idaho State		6 p.m.
Thu	D8	Colorado State	PAC12	7 p.m.
Sat	D17	at Mississippi Valley		2 p.m.
Wed	D21	Wyoming		7 p.m.
Fri	D30	at USC *		7 p.m.
Sun	J1	at UCLA *		3 p.m.
Fri	J6	Arizona *		7 p.m.
Sun	J8	Arizona State *	PAC12	4 p.m.
Fri	J13	California *	PAC12	7 p.m.
Sun	J15	Stanford *	PAC12	2 p.m.
Fri	J20	at Oregon *	PAC12	7 p.m.
Sun	J22	at Oregon State *	PAC12	4 p.m.
Wed	J25	Utah *	PAC12	7 p.m.
Sat	J28	at Utah *	PAC12	12:30 p.m.
Fri	F3	Washington State *	PAC12	6 p.m.
Sun	F5	Washington *	PAC12	12 p.m.
Fri	F10	at Stanford *	PAC12	9 p.m.
Sun	F12	at California *	PAC12	4 p.m.
Fri	F17	Oregon State *	PAC12	8 p.m.
Sun	F19	Oregon *	PAC12	12 p.m.
Thu	F23	at Washington *	PAC12	9 p.m.
Sat	F25	at Washington State *		2 p.m.
Thu.-Sun. M2-5.....Pac-12 Tournament, Seattle, Wash.				

* Pac-12 Conference game.
PAC12 indicates game televised on the Pac-12 Networks.
All times Mountain Standard Time & subject to change.

2015-16 RESULTS

Date	Opponent	Score	Hi Pts	Hi Reb
11/14	LOYOLA MARYMOUNT	W, 92-81	(18)Leonard	(7)Robinson
11/19	NO. COLORADO	W, 63-41	(15)Smith	(10)Swan
11/22	at Kentucky	L, 61-86	(15)Leonard	(8)Swan
11/27	MASSACHUSETTS	W, 90-63	(23)Swan	(10)Correal
11/28	FLORIDA	L, 61-83	(16)Leonard	(7)Swan
12/2	at Colorado State	L, 63-64	(21)Leonard	(9)Swan
12/6	at Long Beach State	L, 42-59	(11)Huggins	(10)Robinson
12/9	NORTHERN ARIZONA	W, 90-66	(18)Smith	(7)Smith
12/12	MISSOURI	L, 75-79	(17)Swan	(8)Swan
12/19	PRESBYTERIAN	W, 72-60	(16)Huggins/Swan	(11)Swan
12/21	at Wyoming	L, 68-77	(28)Swan	(13)Swan
1/2	WASHINGTON*	L, 74-76	(19)Swan/Leonard	(8)Smith
1/4	WASHINGTON STATE*	L, 66-74	(17)Swan	(8)Swan
1/8	at California*	L, 35-64	(12)Leonard	(8)Smith
1/10	at Stanford*	L, 56-71	(17)Smith	(9)Smith
1/15	at Arizona State*	L, 37-64	(9)Beard-Fails/Leonard	(10)Smith
1/17	at Arizona*	L, 52-63	(15)Huggins	(8)Swan
1/22	OREGON*	L, 46-59	(8)Huggins/Swan	(8)Swan
1/24	OREGON STATE*	L, 47-61	(16)Smith	(8)Smith
1/29	UCLA*	L, 64-82	(17)Smith	(7)Smith
1/31	USC*	W, 66-63	(18)Smith	(7)Smith/Ellis
2/4	at Utah*	L, 55-71	(16)Leonard	(6)Swan/Leonard
2/7	UTAH*	L, 68-76	(24)Swan	(7)Swan
2/12	at Oregon State*	L, 50-73	(11)Leonard	(8)Smith
2/14	at Oregon*	L, 70-77	(17)Robinson	(7)Leonard
2/19	STANFORD*	L, 49-80	(25)Swan	(5)Watts/Smith/Correal
2/21	CALIFORNIA*	W, 78-57	(24)Smith	(12)Swan
2/25	at Washington State*	L, 70-83	(20)Leonard	(8)Swan
2/27	at Washington*	L, 47-68	(14)Smith	(6)Smith
3/3	vs Washington ^{P12}	L, 51-67	(21)Leonard	(11)Smith

P12 indicates Pac-12 Tournament game.
NCAA indicates NAATournament game.

2015-16 COLORADO STATISTICS

Overall: Overall: 7-23, Pac-12: 2-16/12th • Home: 7-9 • Away: 0-13 • Neutral: 0-1

#	PLAYER	G-GS	MIN-AVG	FG-FGA	FG%	3P-ATT	3P%	FT-FTA	FT%	OFF	DEF	TOT	AVG	PF-D	AST	TO	BLK	STL	PTS-AVG
50	Swan, Jamee	28-24	722-25.8	151-341	.443	0-0	.000	77-112	.688	63	132	195	7.0	87-1	30	54	50	39	379-13.5
	Conference-Only	16-14	423-26.4	86-205	.420	0-0	.000	34-54	.630	34	66	100	6.3	54-0	15	32	29	28	206-12.9
14	Leonard, Kennedy	30-29	956-31.9	131-365	.359	43-139	.309	58-77	.753	15	93	108	3.6	62-1	139	110	9	43	363-12.1
	Conference-Only	18-18	586-32.6	78-228	.342	21-82	.256	30-41	.732	9	52	61	3.4	32-1	77	74	4	28	207-11.5
22	Smith, Haley	30-29	893-29.8	135-294	.459	14-35	.400	37-42	.881	55	116	171	5.7	79-2	45	57	14	21	321-10.7
	Conference-Only	18-18	560-31.1	88-194	.454	9-27	.333	19-22	.864	36	71	107	5.9	46-1	25	37	10	12	204-11.3
02	Robinson, Alexis	30-20	784-26.1	81-261	.310	22-68	.324	44-68	.647	32	63	95	3.2	85-3	75	75	12	25	228-7.6
	Conference-Only	18-17	489-27.2	54-175	.309	13-46	.283	24-42	.571	16	35	51	2.8	56-2	43	47	6	14	145-8.1
24	Huggins, Lauren	26-17	711-27.3	65-175	.371	49-134	.366	7-8	.875	16	50	66	2.5	58-0	22	36	2	19	186-7.2
	Conference-Only	14-8	393-28.1	29-84	.345	23-64	.359	1-2	.500	9	31	40	2.9	32-0	12	22	1	12	82-5.9
31	Beard-Fails, Zoe	27-3	333-12.3	36-84	.429	0-2	.000	31-47	.660	33	46	79	2.9	56-3	16	28	9	12	103-3.8
	Conference-Only	18-0	212-11.8	17-45	.378	0-1	.000	17-28	.607	24	26	50	2.8	40-2	8	20	6	5	51-2.8
13	Thomas, Brecca	30-4	585-19.5	38-111	.342	17-50	.340	11-17	.647	12	44	56	1.9	48-0	44	37	1	16	104-3.5
	Conference-Only	18-0	344-19.1	15-57	.263	8-26	.308	3-5	.600	9	28	37	2.1	27-0	21	13	1	9	41-2.3
01	Ellis, Makenzie	30-9	481-16.0	33-87	.379	1-7	.143	26-31	.839	27	61	88	2.9	50-3	13	44	8	18	93-3.1
	Conference-Only	18-6	297-16.5	21-54	.389	0-5	.000	15-19	.789	21	33	54	3.0	30-2	7	22	3	13	57-3.2
15	Correal, Zoe	30-15	444-14.8	27-65	.415	0-0	.000	10-14	.714	33	63	96	3.2	76-4	17	30	18	12	64-2.1
	Conference-Only	18-9	253-14.1	13-33	.394	0-0	.000	1-2	.500	14	31	45	2.5	50-2	10	15	6	9	27-1.5
03	Watts, Bri	15-0	92-6.1	8-20	.400	0-0	.000	1-8	.125	3	14	17	1.1	26-0	6	17	3	7	17-1.1
	Conference-Only	8-0	43-5.4	5-11	.455	0-0	.000	0-4	.000	2	5	7	0.9	13-0	2	11	2	3	10-1.3
TM	TEAM									77	56	133	4.4	1-0		14			
	Conference-Only									52	30	82	4.6	1-0		6			
	Total	30		705-1803	.391	146-435	.336	302-424	.712	366	738	1104	36.8	628-17	407	502	126	212	1858-61.9
	Conference-Only	18		406-1086	.374	74-251	.295	144-219	.658	226	408	634	35.2	381-10	220	299	68	133	1030-57.2
	Opponents	30		729-1744	.418	148-428	.346	482-683	.706	375	784	1159	38.6	496-0	413	453	107	253	2088-69.6
	Conference-Only	18		444-1029	.431	83-238	.349	291-413	.705	233	486	719	39.9	275-7	258	277	74	148	1262-70.1

QUICK FACTS

Location Eugene, Ore.
Founded 1876
Enrollment 24,548
Colors Thunder Green & Lightning Yellow
Home Court Matthew Knight Arena (12,369)
Press Row Phone (541) 346-4496
IPresident Michael Schill
Faculty Rep Tim Gleason
Athletic Director Rob Mullens
Senior Assoc. AD/SWA Lisa Peterson
Head Coach Kelly Graves
Assistant AD Andy McNamara
Asst. Dir./WBB SID Joe Waltasti
Office/Fax (541) 346-7332/346-5449
Cell (916) 889-6643
Email waltasti@uoregon.edu
Website www.goducks.com
All-Time Record 706-497
First Year 1973-74
Pac-12 Record 254-268
Pac-12 Tournament 4-15
NCAA Record 5-12
WNIT Record 18-5

YEAR-BY-YEAR RECORD

(since 1981-82)

Year	Conf.	Place	Overall	Postseason
81-82	4-0	1	21-5	
82-83	8-4	3	15-14	
83-84	10-1	1	23-7	
84-85	6-5	3	14-14	
85-86	10-2	T1	21-7	
86-87	14-4	T2	23-7	NCAA 2nd
87-88	9-9	5	16-12	
88-89	11-7	3	22-10	WNIT Champion
89-90	9-9	T4	17-12	
90-91	6-12	8	13-15	
91-92	6-12	7	14-14	
92-93	3-15	T9	9-18	
93-94	13-5	3	20-9	NCAA 2nd
94-95	11-7	4	18-10	NCAA 1st
95-96	10-8	T3	18-11	NCAA 1st
96-97	14-4	2	22-7	NCAA 2nd
97-98	13-5	4	17-10	NCAA 1st
98-99	15-3	T1	25-6	NCAA 2nd
99-00	14-4	1	23-8	NCAA 1st
00-01	10-8	4	17-12	NCAA 1st
01-02	10-8	T6	22-13	WNIT Champion
02-03	8-10	T5	12-16	
03-04	6-12	8	14-15	
04-05	12-6	T2	21-10	NCAA 2nd
05-06	5-13	8	14-15	
06-07	8-10	6	17-14	WNIT 3rd
07-08	7-11	7	14-17	
08-09	5-13	7	9-21	
09-10	7-11	T6	18-16	WNIT 3rd
10-11	4-14	9	13-17	
11-12	7-11	9	15-16	
12-13	2-16	12	4-27	
13-14	6-12	T9	16-16	WNIT 2nd
14-15	6-12	T9	13-17	
15-16	9-9	6	24-11	WNIT Semi

NWBL Conference member from 1977-1982
 NorPac Conference member from 1982-1986
 Pac-12 Conference member since 1986

SERIES RECORDS

Arizona	33-28
Arizona State	30-33
California	37-31
Colorado	12-6
Oregon State	59-37
Stanford	9-50
UCLA	25-37
USC	19-45
Utah	14-9
Washington	45-50
Washington State	63-18

TEAM OUTLOOK

- The Ducks are coming off one of its most successful seasons in recent history, recording its first winning season since 2010 and first 20-win campaign since 2005. Their sixth-place finish was three spots better than the previous season and the program's best in six years.
- Much of Oregon's success was due, in part, to the talents of Jillian Alleyne, the Conference's all-time leading rebounder while also ranking 11th in all-time scoring. She was injured in the final weekend of Pac-12 play where the Ducks were putting together a strong postseason resume, but eventually bounced back to advance to the WNIT semifinal.
- The Ducks look to build on a campaign prior to Alleyne's injury and make their first NCAA Tournament appearance since 2001. Though Alleyne will be very hard to replace, as will the six letterwinners that are not back, head coach **Kelly Graves** has plenty of options to turn to. Three of last year's starters return, including sophomore **Maite Cazorla**, who had the best assists average in the Pac-12 while directing the league's second-highest scoring offense.
- Led by junior **Lexi Bando**, Oregon was the best three-point shooting team in the country. Two Ducks that helped contribute to that shooting percentage were Lexi Petersen and Kat Cooper, who both ranked in the top eight in the Conference. But both have graduated, so other Ducks will have to step up.
- Despite losing key components to last year's team, Oregon should still be a team to be reckoned with after reloading and adding the third-best recruiting class in the nation which includes two top-15 players in **Sabrina Ionescu** (4th) and **Sierra Campisano** (14th).

2016-17 OREGON ROSTER

No.	Name	POS	HT	YR	EXP	Hometown/High School (Last School)
2	Morgan Yaeger	G	5-9	FR	HS	Adelaide, Australia/St. John's Grammar School
3	Justine Hall	G	5-10	JR	TR	Denver, Colo./Regis Jesuit HS (Purdue)
5	Maite Cazorla	G	5-10	SO	1V	Las Palmas, Spain/Segle XXI
10	Lexi Bando	G	5-9	JR	2V	Eugene, Ore./Willamette HS
	Jayde Woods	G	6-1	FR	HS	Los Angeles, Calif./Windward HS
11	Megan Trinder	G	5-7	RS-JR	TR	Hollywell, Australia/Northeast (Neb.) CC
13	Mar'Shay Moore	G	5-8	SR	1V	Vancouver, Wash./Fort Vancouver HS (Blue Mountain CC)
14	Lydia Giomi	F	6-6	FR	HS	Seattle, Wash./West Seattle HS
15	Jacinta Vandenberg	F	6-5	SR	1V	Melbourne, Australia/Sangringham Coll. (Fresno St.)
20	Sabrina Ionescu	F	5-10	FR	HS	Walnut Creek, Calif./Miramonte HS
22	Lauren Yearwood	F	6-3	SO	1V	Victoria, British Columbia/Oak Bay HS
24	Ruthy Hebard	F	6-4	FR	HS	Fairbanks, Alaska/West Valley HS
32	Oti Gildon	F	6-1	SO	1V	Spokane, Wash./Gonzaga Prep
44	Mallory McGwire	F	6-5	FR	HS	Reno, Nev./Reno HS
52	Sierra Campisano	F	6-3	FR	HS	San Diego, Calif./Torrey Pines HS

Head Coach: Kelly Graves (New Mexico 1988) 3rd year
Assistant Coach: Jodie Berry (Western Washington 2003), 3rd year
Assistant Coach: Mark Campbell (Hawai'i 2004), 3rd year
Assistant Coach: Nicole Powell (Stanford 2004), 3rd year

Letterwinners R/L: 6/6
Starters returning in bold



KELLY GRAVES

Head Coach • 3rd Year at Oregon
Alma Mater: New Mexico, 1988
37-28 (.569) at Oregon • Overall: 419-190 (.688, 19 Years)

At the Oregon helm after 17 successful years at Gonzaga and Saint Mary's (Calif.) ... Led the Ducks to its first winning season since 2010 and first 20-win season since 2005 ... Built Gonzaga to a national power, winning 10-consecutive West Coast Conference titles, while advancing to six-straight NCAA Tournaments, including three-straight Sweet 16 appearances (2010-12) ... Zags recorded double-digit victories in his final 13 campaigns, including eight-straight years with at least 24 ... Named WCC Coach of the Year eight times.

GRAVES' RECORD

Year	School	Overall	Conf.	Place/Conf	Year	School	Overall	Conf.	Place/Conf
97-98	Saint Mary's	19-9	9-8	T4/WCC	11-12	Gonzaga	28-6	14-2	1/WCC
98-99	Saint Mary's	27-7	9-5	T2/WCC	12-13	Gonzaga	27-6	15-1	1/WCC
99-00	Saint Mary's	20-10	11-3	T1/WCC	13-14	Gonzaga	29-5	16-2	1/WCC
00-01	Gonzaga	5-23	0-14	8/WCC	14-15	Oregon	13-17	6-12	T9/Pac-12
01-02	Gonzaga	11-18	2-12	8/WCC	15-16	Oregon	24-11	9-9	6/Pac-12
02-03	Gonzaga	18-12	9-5	T2/WCC	ORE Total (2 yr)		37-28	15-21	
03-04	Gonzaga	18-12	10-4	T2/WCC	Career Total (19 yrs)		419-190		
04-05	Gonzaga	28-4	14-0	1/WCC					
05-06	Gonzaga	16-14	11-3	T1/WCC					
06-07	Gonzaga	24-10	13-1	1/WCC					
07-08	Gonzaga	25-9	13-1	1/WCC					
08-09	Gonzaga	27-7	12-2	1/WCC					
09-10	Gonzaga	29-5	14-0	1/WCC					
10-11	Gonzaga	31-5	14-0	1/WCC					

2016-17 SCHEDULE

Day	Date	Opponent	TV	Time
N13	Sun	Lamar		2 p.m.
N18	Fri	CSU Bakersfield		6 p.m.
N20	Sun	UTSA		2 P.M.
N22	Tue	Michigan State	PAC12	8 p.m.
N25-27	Fri.-Sun.	at Rainbow Wahine Showdown, Honolulu, Hawaii		
N25	Fri	vs. Mississippi State		6 p.m.
N26	Sat	at Hawai'i		8:30 p.m.
N27	Sun	vs. San Jose State		5 p.m.
D4	Sun	Vanguard		2 p.m.
D9	Fri	at Portland		6 p.m.
D12	Mon	at Clemson		4 p.m.
D14	Wed	at Mississippi		4 p.m.
D17	Sat	at Portland State		5 p.m.
D20	Tue	Idaho		12 p.m.
D30	Fri	Washington *		3 p.m.
J1	Sun	Washington State *		2 p.m.
J6	Fri	at Stanford *	PAC12	8 p.m.
J8	Sun	at California *	PAC12	1 p.m.
J13	Fri	at USC *	PAC12	8 p.m.
J15	Sun	at UCLA *	PAC12	1 p.m.
J20	Fri	Colorado *	PAC12	6 p.m.
J22	Sun	Utah *	PAC12	1 p.m.
J27	Fri	Oregon State *	PAC12	8 p.m.
J29	Sun	at Oregon State *	ESPNU	11 a.m.
F3	Fri	at Arizona *	PAC12	5 p.m.
F5	Sun	at Arizona State *	PAC12	11 a.m.
F10	Fri	UCLA *	PAC12	6 p.m.
F12	Sun	USC *	PAC12	11 a.m.
F17	Fri	at Utah *	PAC12	5 p.m.
F19	Sun	at Colorado *	PAC12	11 a.m.
F24	Fri	California *		6 p.m.
F26	Sun	Stanford *	PAC12	1 p.m.

Thu.-Sun. M2-5 Pac-12 Tournament, Seattle, Wash.

* Pac-12 Conference game.

PAC12 indicates game televised on the Pac-12 Networks.

All times Mountain Standard Time & subject to change.

2015-16 RESULTS

Date	Opponent	Score	Hi Pts	Hi Reb
11/15	at North Carolina	W, 79-77	(18)Bando	(13)Alleyne
11/19	HAMPTON	W, 86-51	(16)Cooper	(10)Alleyne
11/22	UC SANTA BARBARA	W, 79-51	(15)Alleyne	(13)Alleyne
11/24	CLEMSON	W, 69-56	(20)Petersen	(12)Alleyne
11/28	NORTH DAKOTA	W, 77-51	(17)Alleyne	(11)Alleyne
11/30	SAN JOSE STATE	W, 104-7	(35)Bando	(20)Alleyne
12/5	UTAH VALLEY	W, 79-68	(22)Alleyne	(19)Alleyne
12/12	PORTLAND	W, 93-52	(23)Petersen	(11)Alleyne
12/15	UC RIVERSIDE	W, 95-81	(25)Alleyne	(17)Alleyne
12/17	PORTLAND STATE	W, 122-5	(22)Petersen	(12)Alleyne
12/28	SEATTLE U	W, 82-62	(23)Alleyne/Petersen	(14)Alleyne
1/2	at UCLA*	L, 69-80	(25)Alleyne	(16)Alleyne
1/4	at USC*	L, 67-74	(23)Alleyne	(17)Alleyne
1/8	at Oregon State*	L, 33-60	(10)Alleyne	(7)Vandenbe
1/10	OREGON STATE*	L, 45-59	(13)Brenner	(10)Alleyne
1/15	STANFORD*	L, 62-64	(17)Petersen	(14)Alleyne
1/17	CALIFORNIA*	W, 69-59	(25)Alleyne	(15)Alleyne
1/22	at Colorado*	W, 59-46	(14)Bando/Alleyne	(15)Alleyne
1/24	at Utah*	W, 77-65	(26)Alleyne	(12)Alleyne
1/29	ARIZONA STATE*	L, 58-63	(19)Alleyne	(21)Alleyne
1/31	ARIZONA*	W, 76-54	(23)Cazorla	(10)Alleyne
2/5	at Washington State*	W, 73-48	(25)Alleyne	(14)Alleyne
2/7	at Washington*	W, 75-63	(16)Cazorla/Cooper	(13)Vandenb
2/12	UTAH*	W, 69-58	(27)Alleyne	(13)Alleyne
2/14	COLORADO*	W, 77-70	(26)Alleyne	(17)Alleyne
2/19	UCLA*	L, 72-77	(25)Alleyne	(11)Alleyne
2/21	USC*	W, 69-60	(26)Cazorla,	(18)Alleyne
2/26	at California*	L, 54-65	(20)Petersen	(10)Vandenberg
2/28	at Stanford*	L, 42-69	(17)Cazorla, (7)Vandenberg/Yearwood	(8)Vandenberg
3/3	ARIZONA ^{P12}	L, 68-74	(23)Petersen	(8)Vandenberg
3/17	LONG BEACH STATE ^{WNIT}	W, 84-76	(22)Petersen	(6)Vandenberg/Cazorla
3/21	FRESNO STATE ^{WNIT}	W, 84-59	(20)Cazorla	(10)Vandenberg
3/23	UTAH ^{WNIT}	W, 73-63	(34)Bando	(7)Vandenberg
3/28	at UTEP ^{WNIT}	W, 71-67	(16)Petersen	(9)Vandenberg/Cooper
3/30	at South Dakota ^{WNIT}	L, 54-88	(17)Vandenberg	(5)Vandenberg

P12 indicates Pac-12 Tournament game.

WNIT indicates WNIT game.

2015-16 OREGON STATISTICS

Overall: Overall: 24-11, Pac-12: 9-9/6th • Home: 18-5 • Away: 6-6 • Neutral: 0-0

#	PLAYER	G-GS	MIN-AVG	FG-FGA	FG%	3P-ATT	3P%	FT-FTA	FT%	OFF	DEF	TOT	AVG	PF-D	AST	TO	BLK	STL	PTS-AVG
14	Alleyne, Jillian	27-27	857-31.7	203-347	.585	0-1	.000	108-178	.607	126	242	368	13.6	61-2	55	72	30	37	514-19.0
	Conference-Only	16-16	541-33.8	118-223	.529	0-1	.000	70-115	.609	69	147	216	13.5	42-2	27	48	15	23	306-19.1
33	Petersen, Lexi	34-33	1159-34.1	162-353	.459	63-141	.447	67-83	.807	37	81	118	3.5	66-0	85	87	19	38	454-13.4
	Conference-Only	17-16	589-34.6	65-167	.389	26-58	.448	33-40	.825	12	47	59	3.5	37-0	41	52	4	14	189-11.1
04	Cazorla, Maite	35-35	1224-35.0	148-330	.448	52-132	.394	62-84	.738	17	70	87	2.5	63-1	206	103	3	65	410-11.7
	Conference-Only	18-18	655-36.4	77-180	.428	27-66	.409	36-49	.735	9	29	38	2.1	41-1	80	62	1	30	217-12.1
10	Bando, Lexi	34-34	1021-30.0	121-284	.426	72-159	.453	62-77	.805	10	67	77	2.3	71-1	48	44	6	26	376-11.1
	Conference-Only	17-17	510-30.0	44-112	.393	27-66	.409	27-32	.844	3	31	34	2.0	42-1	15	23	5	12	142-8.4
44	Cooper, Kat	34-15	594-17.5	73-171	.427	59-138	.428	25-31	.806	13	55	68	2.0	46-0	30	28	5	8	230-6.8
	Conference-Only	17-9	315-18.5	31-76	.408	24-60	.400	12-15	.800	3	24	27	1.6	25-0	15	11	4	6	98-5.8
15	Vandenberg, Jacinta	34-28	751-22.1	94-199	.472	0-0	.000	24-39	.615	41	147	188	5.5	94-6	59	62	38	20	212-6.2
	Conference-Only	17-11	350-20.6	25-73	.342	0-0	.000	12-18	.667	15	69	84	4.9	47-4	18	26	13	9	62-3.6
11	Brenner, Liz	32-1	365-11.4	46-89	.517	0-0	.000	28-42	.667	25	37	62	1.9	47-1	19	38	8	13	120-3.8
	Conference-Only	15-1	155-10.3	17-34	.500	0-0	.000	15-23	.652	8	14	22	1.5	21-0	7	15	3	5	49-3.3
32	Gildon, Oti	30-0	283-9.4	32-72	.444	6-17	.353	18-25	.720	20	39	59	2.0	28-0	10	31	8	5	88-2.9
	Conference-Only	15-0	116-7.7	3-28	.464	2-7	.286	7-10	.700	10	12	22	1.5	9-0	4	11	2	2	35-2.3
05	Loera, Jordan	27-2	302-11.2	17-52	.327	14-37	.378	6-6	1.000	7	12	19	0.7	20-0	25	18	0	17	54-2.0
	Conference-Only	16-2	188-11.8	8-29	.276	7-19	.368	2-2	1.000	4	4	8	0.5	10-0	11	8	0	9	25-1.6
13	Moore, MarShay	26-0	220-8.5	16-52	.308	5-19	.263	10-14	.714	9	12	21	0.8	25-0	6	14	4	11	47-1.8
	Conference-Only	13-0	110-8.5	5-27	.185	1-9	.111	4-6	.667	7	5	12	0.9	10-0	2	5	0	6	15-1.2
22	Yearwood, Lauren	26-0	193-7.4	19-45	.422	0-0	.000	2-8	.250	19	31	50	1.9	13-0	7	11	8	4	40-1.5
	Conference-Only	10-0	66-6.6	4-15	.267	0-0	.000	0-0	.000	7	4	11	1.1	6-0	0	3	1	3	8-0.8
51	Gruys, Katie	11-0	31-8	0-4	.000	0-0	.000	0-0	.000	1	6	7	0.6	2-0	1	4	0	0	0-0.0
	Conference-Only	3-0	5-1.7	0-0	.000	0-0	.000	0-0	.000	0	2	2	0.7	0-0	0	0	0	0	0-0.0
TM	TEAM									71	63	134	3.8	1					
	Conference-Only									46	37	83	4.6	0					
Total		35		931-1998	.466	271-644	.421	412-587	.702	396	862	1258	35.9	537-11	551	520	129	244	2545-72.7
	Conference-Only	18		407-964	.422	114-286	.399	218-310	.703	193	425	618	34.3	290-8	220	272	48	119	1146-63.7
	Opponents	35		860-2102	.409	188-572	.329	335-486	.689	416	728	1144	32.7	606-0	465	496	131	242	2243-64.1
	Conference-Only	18		435-1059	.411	87-277	.314	177-251	.705	224	399	623	34.6	320-4	245	251	78	125	1134-63.0

QUICK FACTS

Location Corvallis, Ore.
Founded 1868
Enrollment 27,925
Colors Orange & Black
Home Court Gill Coliseum (9,604)
Press Row Phone (541) 737-3020
President Dr. Edward Ray
Faculty Rep Dr. Joseph Spatafora
Interim Athletic Director Marianne Vydra
Senior Assoc. AD/SWA Marianne Vydra
Head Coach Scott Rueck
Asst. AD/Communications Steve Fenk
Asst. Dir./WBB SID Trevor Cramer
Office/Fax (541) 737-3720/737-3072
Email trevor.cramer@oregonstate.edu
Website www.osubeavers.com
All-Time Record 612-555
First Year 1976-77
Pac-12 Record 216-324
Pac-12 Tournament 10-14
NCAA Record 8-8
WNIT Record 14-7

TEAM OUTLOOK

- Head coach **Scott Rueck** has made a remarkable turnaround at Oregon State. In his first season, the Beavers had just nine wins for the season, a feat in itself when he had to hold open tryouts to fill a roster. Last season, his squad was one of just four teams still alive in the NCAA Tournament.
- Last season's historic run had the Beavers win their first-ever Pac-12 Tournament crown, advance to its first-ever NCAA Final Four and also win a program-record 32 games. The two-time Pac-12 regular-season champions look to continue that success, but with a mostly different cast of characters.
- Rueck built the program on four key starters in All-American Jamie Weisner, two-time Pac-12 Defensive Player of the Year Ruth Hamblin, Deven Hunter and three-time All-Pac-12 honoree **Sydney Wiese**. Three of those starters will not be back. Filling in those roles will be the key to defending OSU's crown.
- Wiese returns to lead the team and direct the offense, averaging nearly 5.0 assists per game. She has shouldered a lot of responsibility since arriving on campus as a freshman, also giving OSU an offensive threat as the second-leading scorer on the squad.
- Senior **Gabriella Hanson** is the other returning starter that played a key role, dishing out the second-most assists, while being an all-around threat.
- Oregon State has also worked hard to make defensive its identity since Rueck took over. The Beavers limited their opponents to just under 52 ppg, tying a Pac-12 record, largely due to the presence of Hamblin who shattered the Conference's all-time blocks record. 6-5 junior post **Marie Gulich** looks to fill that void in the pain, gaining experience last season that should help her in 2016-17.

YEAR-BY-YEAR RECORD

(since 1981-82)

Year	Conf.	Place	Overall	Postseason
81-82			20-8	WNIT 3rd
82-83			24-6	NCAA 1st
83-84			21-8	NCAA 1st
84-85			19-10	
85-86			7-21	
86-87	8-10	T6	17-11	
87-88	5-13	T8	10-18	
88-89	7-11	7	13-15	
89-90	1-17	10	5-26	
90-91	9-9	6	17-11	
91-92	3-15	T9	8-20	
92-93	9-9	6	15-12	
93-94	9-9	6	17-11	NCAA 1st
94-95	12-6	3	21-8	NCAA 2nd
95-96	11-7	2	19-9	NCAA 1st
96-97	5-13	7	11-16	
97-98	2-16	T9	7-20	
98-99	3-15	T9	11-16	
99-00	10-8	T5	14-16	
00-01	8-10	T6	16-13	WNIT 1st
01-02	11-7	T4	17-15	WNIT 2nd
02-03	8-10	T5	15-15	WNIT 2nd
03-04	8-10	7	17-15	WNIT QF
04-05	1-17	10	6-23	
05-06	7-11	7	16-15	WNIT 2nd
06-07	4-14	T8	9-19	
07-08	4-14	T8	12-19	
08-09	9-9	T4	20-12	WNIT QF
09-10	2-16	10	11-20	
10-11	2-16	10	9-21	
11-12	9-9	T5	20-13	WNIT QF
12-13	4-14	10	10-21	
13-14	13-5	T2	24-11	NCAA 2nd
14-15	16-2	1	27-5	NCAA 2nd
15-16	16-2	T1	32-5	NCAA FF

NWBL Conference member from 1979-1982
 NorPac Conference member from 1982-1986
 Pac-12 Conference member since 1986

SERIES RECORDS

Arizona	32-31
Arizona State	24-37
California	31-38
Colorado	4-5
Oregon	30-57
Stanford	7-54
UCLA	23-45
USC	25-41
Utah	14-7
Washington	34-51
Washington State	52-28

2016-17 OREGON STATE ROSTER

No.	Name	POS	HT	YR	EXP	Hometown/High School (Last School)
0	Mikayla Pivec	G	5-9	FR	HS	Lynnwood, Wash./Lynnwood HS
3	Madison Washington	G/F	6-1	FR	HS	Las Vegas, Nev./Bishop Gorman HS
4	Breanna Brown	F/C	6-3	RS JR	2L	Oakland, Calif./Bishop O'Dowd HS
10	Katie McWilliams	G	6-2	SO	1L	Salem, Ore./South Salem HS
11	Gabriella Hanson	G	5-11	SR	3L	Anaheim, Calif./Troy HS
12	Kolbie Orum	F	6-3	SR	3L	Maple Ridge, B.C./Maple Ridge Secondary
13	Janessa Thropay	F	6-2	FR	HS	Chino, Calif./Chino Hill HS
21	Marie Gulich	F/C	6-5	JR	2L	Cologne, Germany/Landrat-Lucas-Gymnasium
22	Kat Tudor	C	6-0	FR	HS	Stockton, Calif./Saint Mary's HS
24	Sydney Wiese	G	6-0	SR	3L	Phoenix, Ariz./Pinnacle HS
25	Taylor Kalmer	G	5-7	SO	1L	Chandler, Ariz./Corona Del Sol HS
31	Tarea Green	F/C	6-4	RS FR	RS	Hillsboro, Ore./Hillsboro HS

Head Coach: Scott Rueck (Oregon State 1991), 7th year
Assistant Coach: Eric Ely (Northwest Nazarene 1982), 7th year
Assistant Coach: Jonas Chatterton (Utah 2000), 3rd year

Letterwinners R/L: 7/5
Starters returning in bold



SCOTT RUECK

Head Coach • 7th Year at Oregon State

Alma Mater: Oregon State, 1991

122-76 (.616) at Oregon State • Overall: 410-164 (.714, 19 years)

Led the Beavers to their first-ever NCAA Final Four, back-to-back Pac-12 regular-season titles, a Pac-12 Tournament crown and three-straight NCAA Tournament appearances in 2016 ... John R. Wooden Pac-12 Coach of the Year in 2015, and also voted Coach of the Year by the media in 2012 and 2014 ... Coached Jamie Weisner to All-America honors in 2016, the program's first All-American in two decades ... Spent 14 successful seasons at George Fox University where he was named 2009 NCAA Division III National Coach of the Year.

RUECK'S RECORD

Year	School	Overall	Conf.	Place/Conf	Year	School	Overall	Conf.	Place/Conf
96-97	George Fox	15-10	9-5	T3/NWC	10-11	Oregon State	9-21	2-16	10/Pac-10
97-98	George Fox	16-9	13-5	2/NWC	11-12	Oregon State	20-13	9-9	T5/Pac-12
98-99	George Fox	18-6	14-4	T2/NWC	12-13	Oregon State	10-21	4-14	10/Pac-12
99-00	George Fox	23-5	14-2	T1/NWC	13-14	Oregon State	24-11	13-5	T2/Pac-12
00-01	George Fox	23-3	15-1	1/NWC	14-15	Oregon State	27-5	16-2	1/Pac-12
01-02	George Fox	20-6	11-5	T3/NWC	15-16	Oregon State	32-5	16-2	T1/Pac-12
02-03	George Fox	15-10	10-6	4/NWC	OSU Total (6 yrs)	122-76	60-48		
03-04	George Fox	13-12	7-9	T5/NWC	Div. I Only (6 yrs)	122-76	60-48		
04-05	George Fox	22-6	14-2	1/NWC	Career Total (19 yrs)	410-164	236-98		
05-06	George Fox	19-6	10-6	T3/NWC					
06-07	George Fox	19-7	13-3	T1/NWC					
07-08	George Fox	25-5	14-2	T1/NWC					
08-09	George Fox	32-0	16-0	1/NWC					
09-10	George Fox	28-3	16-0	1/NWC					

2016-17 SCHEDULE

Day	Date	Opponent	TV	Time
Fri	N11	Lamar		2 p.m.
Mon	N14	Idaho State		6 p.m.
Fri	N18	Portland		6 p.m.
Tue	N22	Marquette	PAC12	6 p.m.
Fri.-Sat. D2-3 at Maui Wahine Classic, Maui, Hawai'i				
Fri	D2	vs. Idaho		8:30 p.m.
Sat	D3	vs. BYU		TBD
Sat	D10	Southern Utah		6 p.m.
Wed	D14	UC Davis		11 a.m.
Mon.-Wed. D19-21 at Play4Kay Shootout, Las Vegas, Nev.				
Mon	D19	at UNLV		8 p.m.
Tue	D20	vs. Quinnipiac/New Mexico State		TBD
Wed	D21	vs. TBD		TBD
Tue	D27	Arkansas-Pine Bluff		6 p.m.
Fri	D30	Washington State *		TBD
Sun	J1	Washington *	PAC12	12 p.m.
Fri	J6	at California *	PAC12	6 p.m.
Sun	J8	at Stanford *	PAC12	5 p.m.
Fri	J13	at UCLA *	PAC12	6 p.m.
Sun	J15	at USC*	PAC12	3 p.m.
Fri	J20	Utah *	PAC12	8 p.m.
Sun	J22	Colorado *	PAC12	3 p.m.
Fri	J27	at Oregon *	PAC12	8 p.m.
Sun	J29	Oregon *	ESPNU	11 a.m.
Fri	F3	at Arizona State *	PAC12	7 p.m.
Sun	F5	at Arizona *		1 p.m.
Fri	F10	USC *	PAC12	8 p.m.
Sun	F12	UCLA *	PAC12	1 p.m.
Fri	F17	at Colorado *	PAC12	7 p.m.
Sun	F19	at Utah *	PAC12	1 p.m.
F24	Fri	Stanford *	PAC12	8 p.m.
F26	Sun	California *	PAC12	11 a.m.

Thu.-Sun. M2-5 Pac-12 Tournament, Seattle, Wash.

* Pac-12 Conference game.

PAC12 indicates game televised on the Pac-12 Networks.

All times Pacific Standard Time & subject to change.

2015-16 RESULTS

Date	Opponent	Score	Hi Pts	Hi Reb
11/13	LONGWOOD	W, 110-45	(24)Weisner	(10)Hunter
11/16	at Portland	W, 94-50	(22)Weisner	(10)Gulich
11/22	UC RIVERSIDE	W, 86-65	(22)Wiese	(9)Wiese
11/27	vs Hofstra	W, 73-50	(18)Wiese	(7)Wiese
11/28	vs Arkansas	W, 63-47	(26)Weisner	(11)Hamblin
12/3	at Marquette	W, 65-58	(26)Weisner	(17)Hamblin
12/12	IDAHO	W, 69-44	(16)Wiese	(13)Hamblin
12/15	CSU BAKERSFIELD	W, 75-51	(14)Weisner	(8)Hamblin
12/19	TENNESSEE	L, 50-53	(17)Wiese	(12)Weisner/Hamblin
12/21	CAL POLY	W, 80-43	(19)Hanson	(8)Hamblin/Gulich
12/28	at Notre Dame	L, 61-62	(18)Hanson	(12)Hamblin
1/2	at USC*	W, 57-49	(16)Hamblin	(14)Hamblin
1/4	at UCLA*	L, 51-71	(19)Weisner	(8)Hunter/Hanson
1/8	OREGON*	W, 60-33	(15)Hamblin	(11)Hunter
1/10	at Oregon*	W, 59-45	(12)Hanson/Hamblin	(9)Hamblin
1/15	CALIFORNIA*	W, 70-48	(20)Hanson	(9)Hamblin/Weisner
1/17	STANFORD*	W, 58-50	(19)Hunter	(12)Hunter
1/22	at Utah*	W, 62-53	(23)Weisner	(8)Hunter
1/24	at Colorado*	W, 61-47	(20)Hamblin	(10)Gulich
1/29	ARIZONA*	W, 71-43	(15)Wiese	(11)Wiese
2/1	ARIZONA STATE*	W, 67-44	(25)Weisner	(9)Wiese
2/5	at Washington*	W, 61-53	(21)Weisner	(9)Hamblin
2/7	at Washington State*	W, 54-45	(17)Hamblin	(7)Hamblin/Hanson
2/12	COLORADO*	W, 73-50	(16)Weisner	(8)Gulich
2/14	UTAH*	W, 72-53	(27)Weisner	(11)Hamblin
2/19	USC*	W, 76-52	(18)Weisner	(13)Hamblin
2/21	UCLA*	W, 64-54	(25)Weisner	(15)Hamblin
2/26	at Stanford*	L, 54-76	(14)Hamblin	(5)Hanson/Wiese
2/28	at California*	W, 54-44	(11)Weisner/Hamblin	(19)Hamblin
3/4	vs USC ^{P12}	W, 63-53	(20)Weisner	(12)Hamblin
3/5	vs Washington ^{P12}	W, 57-55	(20)Weisner	(12)Hamblin
3/6	vs UCLA ^{P12}	W, 69-57	(23)Hamblin	(20)Hamblin
3/18	TROY ^{NCAA}	W, 73-31	(18)Hamblin	(18)Hamblin
3/20	ST. BONAVENTURE ^{NCAA}	W, 69-40	(23)Weisner	(16)Hamblin
3/26	vs DePaul ^{NCAA}	W, 83-71	(38)Weisner	(12)Hunter
3/28	vs Baylor ^{NCAA}	W, 60-57	(18)Wiese	(12)Hamblin
4/3	vs Connecticut ^{NCAA}	L, 51-80	(13)Wiese	(11)Hamblin

P12 indicates Pac-12 Tournament game.

NCAA indicates NAATournament game.

2015-16 OREGON STATE STATISTICS

Overall: Overall: 32-5, Pac-12: 16-2/T1st • Home: 16-1 • Away: 9-3 • Neutral: 7-1

#	PLAYER	G-GS	MIN-AVG	FG-FGA	FG%	3P-ATT	3P%	FT-FTA	FT%	OFF	DEF	TOT	AVG	PF-D	AST	TO	BLK	STL	PTS-AVG
15	Weisner, Jamie	36-36	1133-31.5	219-456	.480	77-174	.443	108-127	.850	66	134	200	5.6	81-0	76	91	15	34	623-17.3
	Conference-Only	17-17	554-32.6	95-204	.466	32-72	.444	59-71	.831	28	60	88	5.2	37-0	43	38	5	22	281-16.5
24	Wiese, Sydney	29-27	961-33.1	122-286	.427	66-183	.361	60-76	.789	10	155	165	5.7	45-0	143	89	14	40	370-12.8
	Conference-Only	12-10	393-32.8	44-109	.404	23-63	.365	27-33	.818	4	55	59	4.9	17-0	55	40	6	17	138-11.5
44	Hamblin, Ruth	37-37	1017-27.5	183-332	.551	0-0	.000	70-112	.625	122	248	370	10.0	82-0	19	64	130	13	436-11.8
	Conference-Only	18-18	507-28.2	87-159	.547	0-0	.000	33-62	.532	49	108	157	8.7	41-0	8	27	67	6	207-11.5
11	Hanson, Gabriella	37-37	1153-31.2	110-333	.330	36-137	.263	32-51	.627	35	96	131	3.5	55-0	108	68	9	48	288-7.8
	Conference-Only	18-18	571-31.7	50-170	.294	9-58	.155	20-29	.690	21	47	68	3.8	30-0	55	34	4	23	129-7.2
32	Hunter, Deven	37-37	797-21.5	84-198	.424	24-67	.358	36-49	.735	60	144	204	5.5	96-3	68	69	9	17	228-6.2
	Conference-Only	18-18	413-22.9	52-106	.491	17-42	.405	13-19	.684	19	83	102	5.7	49-3	31	30	2	12	134-7.4
21	Gulich, Marie	37-0	557-15.1	66-136	.485	0-0	.000	20-29	.690	51	95	146	3.9	44-0	25	39	22	10	152-4.1
	Conference-Only	18-0	258-14.3	29-67	.433	0-0	.000	6-7	.857	26	47	73	4.1	24-0	6	19	8	4	64-3.6
10	McWilliams, Katie	37-11	745-20.1	37-110	.336	24-66	.364	19-22	.864	4	69	73	2.0	23-0	59	53	11	9	117-3.2
	Conference-Only	18-9	424-23.6	20-60	.333	11-34	.324	10-12	.833	3	41	44	2.4	10-0	34	31	5	6	61-3.4
25	Kalmer, Taylor	24-0	163-6.8	24-70	.343	11-32	.344	6-8	.750	2	12	14	0.6	12-0	16	12	0	6	65-2.7
	Conference-Only	13-0	81-6.2	11-29	.379	7-18	.389	5-6	.833	0	5	5	0.4	1-0	5	6	0	4	34-2.6
12	Orum, Kolbie	27-0	195-7.2	28-57	.491	0-1	.000	7-15	.467	13	21	34	1.3	17-1	12	14	1	1	63-2.3
	Conference-Only	14-0	71-5.1	9-22	.409	0-0	.000	3-8	.375	2	8	10	0.7	4-0	4	3	1	0	21-1.5
04	Brown, Breanna	18-0	99-5.5	15-34	.441	0-0	.000	10-13	.769	9	21	30	1.7	17-0	2	11	9	5	40-2.2
	Conference-Only	9-0	38-4.2	2-11	.182	0-0	.000	1-2	.500	4	5	9	1.0	7-0	0	3	4	1	5-0.6
05	Siegner, Samantha	37-0	498-13.5	26-73	.356	8-29	.276	16-22	.727	15	66	81	2.2	28-0	36	35	15	5	76-2.1
	Conference-Only	18-0	233-12.9	14-33	.424	4-13	.308	10-16	.625	6	30	36	2.0	17-0	15	18	5	3	42-2.3
22	Hill, Jen'Von'Ta	15-0	82-5.5	5-19	.263	0-4	.000	7-10	.700	0	9	9	0.6	12-0	11	7	0	3	17-1.1
	Conference-Only	10-0	57-5.7	3-12	.250	0-2	.000	2-2	1.000	0	8	8	0.8	7-0	7	5	0	0	8-0.8
TM	TEAM									70	93	163	4.4	1		15			
	Conference-Only									32	42	74	4.1	1		10			
	Total	37		919-2104	.437	246-693	.355	391-534	.732	457	163	1620	43.8	513-4	575	567	235	191	2475-66.9
	Conference-Only	18		416-982	.424	103-302	.341	189-267	.708	194	539	733	40.7	245-3	263	264	107	98	1124-62.4
	Opponents	37		728-2250	.324	129-455	.284	337-499	.675	421	779	1200	32.4	590-0	329	388	92	271	1922-51.9
	Conference-Only	18		350-1067	.328	49-178	.275	161-241	.668	217	400	617	34.3	285-6	145	200	42	124	910-50.6

QUICK FACTS

Location Stanford, Calif.
 Founded 1891
 Enrollment 16,122
 Colors Cardinal & White
 Home Court Maples Pavilion (7,233)
 Press Row Phone (650) 723-4418
 President Marc Tessier-Lavigne
 Faculty Rep Pat Jones
 Athletic Director Bernard Muir
 Senior Assoc. AD/SWA Beth Goode
 Head Coach Tara VanDerveer
 Sr. Asst. AD/Athletic Comm. Brian Risso
 Assoc. AD/WBB SID John Cantalupi
 Cell (650) 924-8304
 Email johncan@stanford.edu
 Website www.gostanford.com
 All-Time Record 1,004-75
 First Year 1974-75
 Pac-12 Record 471-69
 Pac-12 Tournament 37-4
 NCAA Record 80-28
 WNIT Record 0-0

YEAR-BY-YEAR RECORD

(since 1981-82)

Year	Conf.	Place	Overall	Postseason
81-82	9-3	2	19-8	NCAA 1st
82-83	5-9	5	19-16	
83-84	1-13	T7	5-23	
84-85	2-12	7	9-19	
85-86	1-7	5	13-15	
86-87	8-10	T6	14-14	
87-88	14-4	3	27-5	NCAA 2nd
88-89	18-0	1	28-3	NCAA S16
89-90	17-1	T1	32-1	NCAA Champion
90-91	16-2	1	26-6	NCAA FF
91-92	15-3	1	30-3	NCAA Champion
92-93	15-3	1	26-6	NCAA 2nd
93-94	15-3	2	25-6	NCAA E8
94-95	17-1	1	30-3	NCAA FF
95-96	18-0	1	29-3	NCAA FF
96-97	18-0	1	34-2	NCAA FF
97-98	17-1	1	21-6	NCAA 1st
98-99	14-4	3	18-12	NCAA 1st
99-00	13-5	T2	21-9	NCAA 2nd
00-01	12-6	T1	19-11	NCAA 2nd
01-02	18-0	1	32-3	NCAA 2nd
02-03	15-3	1	27-5	NCAA E8
03-04	14-4	T1	27-7	NCAA E8
04-05	17-1	1	32-3	NCAA E8
05-06	15-3	1	26-8	NCAA E8
06-07	17-1	1	29-5	NCAA 2nd
07-08	16-2	1	35-4	NCAA Final
08-09	17-1	1	33-5	NCAA FF
09-10	18-0	1	36-2	NCAA Final
10-11	18-0	1	33-3	NCAA FF
11-12	18-0	1	35-2	NCAA FF
12-13	17-1	T1	33-3	NCAA S16
13-14	17-1	1	33-4	NCAA FF
14-15	13-5	T3	26-10	NCAA S16
15-16	14-4	T3	27-8	NCAA E8

NorCal Conference member from 1978-1984

WCAA member from 1984-1985

Pac-West Conference member in 1985-1986

Pac-12 Conference member since 1986

SERIES RECORDS

Arizona	63-13
Arizona State	57-15
California	66-19
Colorado	15-4
Oregon	50-9
Oregon State	54-7
UCLA	59-23
USC	56-20
Utah	20-0
Washington	47-17
Washington State	60-0

TEAM OUTLOOK

- Stanford looks to be a contender for the Pac-12 title, once again. The Cardinal advanced to the NCAA Elite Eight last year, despite a third-place Conference finish. There is plenty to be excited about for 2016-17. Four starters return and 11 letterwinners in all come back for this season. Added to that is a four-member recruiting class that was ranked ninth in the country. Because of that, expectations will be high for the Cardinal again.
- Senior **Erica McCall** was arguably the most improved player in the second half of the season last year, leading the team in scoring and rebounding, nearly averaging a double-double on the season. Most notably, the forward shut down NCAA Final Four-contender Notre Dame's best player in the NCAA Sweet 16 last year, while scoring 27 points herself to lead Stanford in the win.
- The Cardinal will also look to senior guard **Karlie Samuelson** who is a big weapon on the outside. The Conference's three-point shooting percentage leader, she ranked third in the country in the category.
- Giving the Cardinal another big presence in the post is **Kaylee Johnson** who, as a sophomore, was sixth in the league in blocks per game (1.54). Combined with McCall, the duo were a difficult pair to manage on the rebounding glass.
- With all the experience returning, the Cardinal still are a fairly young team with eight on the 13 players on the roster having just one year of collegiate playing experience or less. All four returning starters comprise of three seniors and a junior who head coach **Tara VanDerveer** will be looking to for leadership.
- Three of the four incoming recruits were ranked in the top 50 last season. **Nadia Fingall**, **Dijonai Carrington** and **Anna Wilson** were all McDonald's All-Americans and look to make an immediate impact.

2016-17 STANFORD ROSTER

No.	Name	POS	HT	YR	EXP	Hometown/High School (Last School)
2	Shannon Coffee	C	6-5	SO	1L	Dayton, Ohio/Centerville HS
3	Anna Wilson	G	5-9	FR	HS	Bellevue, Wash./Bellevue HS
4	Nadia Fingall	F	6-3	FR	HS	Navarre, Fla./Choctawhatchee HS
5	Kaylee Johnson	F	6-3	JR	2L	Casper, Wyo./Natrona County HS
10	Briana Roberson	G	5-7	SR	3L	Fullerton, Calif./Troy HS
11	Alanna Smith	F	6-3	SO	1L	Melbourne, Australia/Wesley College
12	Brittany McPhee	G	6-0	JR	2L	Normandy Park, Wash./Mount Rainier
13	Marta Sniezek	G	5-8	SO	1L	Mclean, Va./National Cathedral HS
14	Mikaela Brewer	G	5-10	FR	HS	Barrie, Ontario/Innsdale Secondary School
21	Dijonai Carrington	G	5-11	FR	HS	San Diego, Calif./Horizon Christian Academy
22	Alexa Romano	G	5-10	SO	1L	Albuquerque, N.M./La Cueva HS
24	Erica McCall	F	6-3	SR	3L	Bakersfield, Calif./Ridgeview HS
44	Karlie Samuelson	G	6-0	SR	3L	Huntington Beach, Calif./Mater Dei HS

Head Coach: Tara VanDerveer (Indiana 1975), 31st year

Associate Head Coach: Amy Tucker (Ohio State 1982), 32nd year

Assistant Coach: Kate Paye (Stanford 1995), 10th year

Assistant Coach: Tempie Brown (Michigan 1990), 4th year

Letterwinners R/L: 9/5

Starters returning in bold



TARA VANDERVEER

Head Coach • 31st Year at Stanford

Alma Mater: Indiana, 1975

828-174 (.826) at Stanford • Overall: 953-217 (.815, 37 years)

VanDerveer was enshrined into the Naismith Basketball Hall of Fame in August, 2011 ... With 953 wins, is one of just five Division I women's basketball head coaches to reach the 900-win mark ... Winningest coach in Pac-12 Conference history ... 14-time Pac-12 Coach of the Year ... Has guided the Cardinal to 22 Conference regular-season titles and 10 tournament crowns ... Her Stanford teams have made 27 NCAA Tournament appearances, winning the national championship in 1990 and 1992.

VANDERVEER'S RECORD

Year	School	Overall	Conf.	Place/Conf	Year	School	Overall	Conf.	Place/Conf
78-79	Idaho	17-8			99-00	Stanford	21-9	13-5	T2/Pac-10
79-80	Idaho	25-6			00-01	Stanford	19-11	12-6	T1/Pac-10
80-81	Ohio State	17-15		Big Ten	01-02	Stanford	32-3	18-0	1/Pac-10
81-82	Ohio State	20-7		Big Ten	02-03	Stanford	27-5	15-3	1/Pac-10
82-83	Ohio State	23-5	15-3	T1/Big Ten	03-04	Stanford	27-7	14-4	T1/Pac-10
83-84	Ohio State	22-7	17-1	1/Big Ten	04-05	Stanford	32-3	17-1	1/Pac-10
84-85	Ohio State	28-3	18-0	1/Big Ten	05-06	Stanford	26-8	15-3	1/Pac-10
85-86	Stanford	13-15			06-07	Stanford	29-5	17-1	1/Pac-10
86-87	Stanford	14-14	8-10	T6/Pac-10	07-08	Stanford	35-4	16-2	1/Pac-10
87-88	Stanford	27-5	14-4	3/Pac-10	08-09	Stanford	33-5	17-1	1/Pac-10
88-89	Stanford	28-3	18-0	1/Pac-10	09-10	Stanford	36-2	18-0	1/Pac-10
89-90	Stanford	32-1	17-1	1/Pac-10	10-11	Stanford	33-3	18-0	1/Pac-10
90-91	Stanford	26-6	16-2	1/Pac-10	11-12	Stanford	35-2	18-0	1/Pac-12
91-92	Stanford	30-3	15-3	1/Pac-10	12-13	Stanford	33-3	17-1	T1/Pac-12
92-93	Stanford	26-6	15-3	1/Pac-10	13-14	Stanford	33-4	17-1	1/Pac-12
93-94	Stanford	25-6	15-3	2/Pac-10	14-15	Stanford	26-10	13-5	T3/Pac-12
94-95*	Stanford	30-3	17-1	1/Pac-10	15-16	Stanford	27-8	14-4	T3/Pac-12
96-97	Stanford	34-2	18-0	1/Pac-10					
97-98	Stanford	21-6	17-1	1/Pac-10					
98-99	Stanford	18-12	14-4	3/Pac-10					
					STAN Total (30 yrs)		828-174	453-69	
					Career Total (37 yrs)		980-225	486-72	

* On leave coaching the U.S. Olympic team during 1995-96.

2016-17 SCHEDULE

Day	Date	Opponent	TV	Time
Fri	N11	Cal Poly		7 p.m.
Mon	N14	Texas	ESPN2	5 p.m.
Fri	N18	Gonzaga	PAC12	7 p.m.
Sun	N20	CSUN		11:30 a.m.
Thu-Sun	N24-26	at Cancun Challenge, Cancun, Mexico		
Thu	N24	vs. Northeastern		8 a.m.
Fri	N25	vs. Wichita State		8 a.m.
Sat	N26	vs. Purdue		10:30 a.m.
Thu	D1	at CSU Bakersfield		7 p.m.
Sun	D4	UC Davis		2 p.m.
Sun	D18	at Tennessee	SECN	12 p.m.
Wed	D21	at George Washington		4 p.m.
Wed	D28	Yale		2 p.m.
Fri	D30	at Arizona State *	PAC12	3 p.m.
Sun	J1	at Arizona *		1 p.m.
Fri	J6	Oregon *	PAC12	8 p.m.
Sun	J8	Oregon State *	PAC12	5 p.m.
Fri	J13	at Utah *	PAC12	5 p.m.
Sun	J15	at Colorado *	PAC12	1 p.m.
Fri	J20	Arizona *		7 p.m.
Sun	J22	Arizona State *	PAC12	3 p.m.
Fri	J27	at Washington State *	PAC12	8 p.m.
Sun	J29	at Washington *	PAC12	5 p.m.
Fri	F3	USC *	PAC12	6 p.m.
Mon	F6	UCLA *	ESPN2	6 p.m.
Fri	F10	Colorado *	PAC12	8 p.m.
Sun	F12	Utah *	PAC12	1 p.m.
Thu	F16	at California *	PAC12	8 p.m.
Sun	F19	California *	PAC12	5 p.m.
Fri	F24	at Oregon State *	PAC12	8 p.m.
Sun	F26	at Oregon *	PAC12	1 p.m.
Thu-Sun	M2-5	Pac-12 Tournament, Seattle, Wash.		

* Pac-12 Conference game.
 PAC12 indicates game televised on the Pac-12 Networks.
 All times Mountain Standard Time & subject to change.

2015-16 RESULTS

Date	Opponent	Score	Hi Pts	Hi Reb
11/13	at UC Davis	W, 74-45	(15)Roberson	(11)McCall
11/15	at Gonzaga	W, 65-48	(23)McCall	(13)McCall
11/21	GEORGE WASHINGTON	W, 84-63	(21)Thompson	(10)Johnson, Kay/McCall
11/23	SANTA CLARA	L, 58-61	(21)Thompson	(11)McCall
11/27	vs Missouri State	W, 82-65	(26)Thompson	(10)McCall
11/28	vs Dayton	W, 74-66	(22)Smith	(9)McCall
11/29	vs Purdue	WOT, 71-65	(26)Roberson	(11)McCall
12/13	at Texas	L, 69-77	(21)Thompson	(13)McCall
12/16	TENNESSEE	W, 69-55	(19)Thompson	(10)McCall
12/19	CORNELL	W, 93-38	(12)McCall/Smith	(11)Johnson, Kay
12/22	CSU BAKERSFIELD	W, 83-41	(15)McCall	(10)McCall
12/28	CHATTANOOGA	W, 73-30	(18)McCall	(8)McCall
1/2	at Arizona*	W, 59-34	(21)McPhee	(7)Johnson, Kai
1/4	at Arizona State*	L, 31-49	(7)Thompson	(4)Johnson, Kai/Thompson
1/8	UTAH*	W, 72-52	(16)McPhee/Thompson	(11)McCall
1/10	COLORADO*	W, 71-56	(17)Johnson	(11)Johnson/Kay/McCall
1/15	at Oregon*	W, 64-62	(18)Samuelson	(10)Johnson, Kailee
1/17	at Oregon State*	L, 50-58	(14)Johnson	(8)McCall
1/22	at USC*	W, 57-47	(14)Samuelson/McCall	(13)Johnson, Kay
1/24	at UCLA*	L, 36-56	(9)McCall	(11)McCall
1/29	WASHINGTON*	W, 69-53	(27)Thompson	(14)Johnson, Kay
1/31	WASHINGTON STATE*	W, 69-52	(30)Thompson	(19)Johnson, Kay
2/2	CALIFORNIA*	W, 53-46	(15)Samuelson	(15)Johnson, Kay
2/5	at California*	W, 60-55	(14)McCall	(10)McCall
2/12	ARIZONA*	W, 82-58	(12)McCall	(7)McPhee
2/14	ARIZONA STATE*	LOT, 61-63	(22)McCall	(6)McCall
2/19	at Colorado*	W, 80-49	(16)McPhee	(7)McPhee/Johnson, Kay
2/21	at Utah*	W, 72-54	(18)McCall	(9)McCall
2/26	OREGON STATE*	W, 76-54	(25)McCall	(12)Samuelson
2/28	OREGON*	W, 69-42	(25)McCall	(18)McCall
3/4	vs Washington ^{P12}	L, 65-73	(22)McCall	(10)Johnson, Kaylee
3/19	SAN FRANCISCO ^{NCAA}	W, 85-58	(17)Thompson	(10)McCall
3/21	S. DAKOTA ST. ^{NCAA}	W, 66-65	(20)McCall	(12)McCall
3/25	vs Notre Dame ^{NCAA}	W, 90-84	(27)McCall	(12)Johnson, Kaylee
3/27	vs Washington ^{NCAA}	L, 76-85	(19)Thompson	(15)McCall

P12 indicates Pac-12 Tournament game.
 NCAA indicates NCAA Tournament game.

2015-16 STANFORD STATISTICS

Overall: Overall: 27-8, Pac-12: 14-4/T3rd • Home: 15-2 • Away: 8-4 • Neutral: 4-2

#	PLAYER	G-GS	MIN-AVG	FG-FGA	FG%	3P-ATT	3P%	FT-FTA	FT%	OFF	DEF	TOT	AVG	PF-D	AST	TO	BLK	STL	PTS-AVG
24	McCall, Erica	34-34	1051-30.9	219-430	.509	11-28	.393	59-86	.686	110	211	321	9.4	66-1	20	43	66	29	508-14.9
	Conference-Only	17-17	499-29.4	102-204	.500	4-10	.400	27-37	.730	54	97	151	8.9	32-0	9	21	35	17	235-13.8
01	Thompson, Lili	33-30	1020-30.9	166-443	.375	65-189	.34487	112	.777	22	90	112	3.4	57-2	117	85	6	47	484-14.7
	Conference-Only	16-16	508-31.8	72-210	.343	23-77	.299	31-44	.705	11	40	51	3.2	25-1	39	47	1	27	198-12.4
44	Samuelson, Karlie	35-35	1064-30.4	107-235	.455	80-169	.473	50-55	.909	36	84	120	3.4	74-2	77	40	8	39	344-9.8
	Conference-Only	18-18	541-30.1	51-112	.455	35-72	.486	24-25	.960	17	47	64	3.6	42-1	42	19	2	21	161-8.9
12	McPhee, Brittany	34-3	565-16.6	70-169	.414	24-70	.343	56-76	.737	38	67	105	3.1	33-1	21	41	14	12	220-6.5
	Conference-Only	18-2	325-18.1	43-88	.489	15-36	.417	39-52	.750	23	34	57	3.2	16-0	11	21	14	7	140-7.8
05	Johnson, Kaylee	35-24	680-19.4	81-155	.523	0-1	.000	52-95	.547	76	165	241	6.9	77-0	41	51	54	23	214-6.1
	Conference-Only	18-12	380-21.1	48-100	.480	0-1	.000	27-47	.574	37	97	134	7.4	43-0	25	26	32	12	123-6.8
10	Roberson, Briana	34-28	771-22.7	68-204	.333	31-91	.341	29-42	.690	22	49	71	2.1	44-1	86	50	4	26	196-5.8
	Conference-Only	17-11	380-22.4	26-93	.280	9-39	.231	9-16	.563	9	23	32	1.9	21-0	42	21	1	15	70-4.1
11	Smith, Alanna	34-0	400-11.8	67-155	.432	20-60	.333	29-44	.659	28	52	80	2.4	63-1	13	43	24	5	183-5.4
	Conference-Only	18-0	198-11.0	28-77	.364	8-25	.320	13-19	.684	12	24	36	2.0	32-1	8	21	12	3	77-4.3
13	Snizek, Marta	35-9	656-18.7	35-99	.354	4-17	.235	28-42	.667	8	48	56	1.6	27-0	109	63	1	21	102-2.9
	Conference-Only	18-7	354-19.7	17-50	.340	0-3	.000	10-16	.625	3	24	27	1.5	14-0	54	37	1	10	44-2.4
32	Johnson, Kailee	30-12	546-18.2	31-90	.344	1-12	.083	24-37	.649	39	79	118	3.9	59-0	30	24	20	23	87-2.9
	Conference-Only	15-7	300-20.0	19-48	.396	0-5	.000	17-26	.654	20	38	58	3.9	32-0	14	14	12	13	55-3.7
02	Coffee, Shannon	12-0	45-3.8	9-21	.429	0-2	.000	3-13	.231	3	10	13	1.1	3-0	1	7	1	0	21-1.8
	Conference-Only	5-0	16-3.2	2-7	.286	0-0	.000	0-0	.000	1	2	3	0.6	2-0	0	4	0	0	4-0.8
25	Lakhian, Kiran	17-0	72-4.2	8-17	.471	4-8	.500	2-2	1.000	4	9	13	0.8	2-0	5	5	2	4	22-1.3
	Conference-Only	9-0	39-4.3	4-8	.500	1-4	.250	2-2	1.000	2	5	7	0.8	2-0	4	3	0	3	11-1.2
22	Romano, Alexa	17-0	59-3.5	4-10	.400	2-5	.400	2-2	1.000	1	4	5	0.3	2-0	3	4	2	0	12-0.7
	Conference-Only	10-0	26-2.6	2-4	.500	1-2	.500	2-2	1.000	1	2	3	0.3	0-0	0	2	0	0	7-0.7
34	Picknell, Tess	19-0	62-3.3	4-8	.500	0-0	.000	2-5	.400	5	10	15	0.8	6-0	6	9	9	1	10-0.5
	Conference-Only	11-0	30-2.7	1-4	.250	0-0	.000	0-0	.000	1	2	3	0.3	2-0	3	7	2	1	2-0.2
00	Green, Alex	17-0	59-3.5	2-8	.250	0-5	.000	1-2	.500	2	7	9	0.5	4-0	3	5	0	3	5-0.3
	Conference-Only	11-0	29-2.6	2-5	.400	0-3	.000	0-0	.000	0	4	4	0.4	1-0	0	3	0	2	4-0.4
TM	TEAM										77	85	162	4.6	0	18			
	Conference-Only										51	43	94	5.2	0	12			
	Total	35		871-2044	.426	242-657	.368	424-613	.692	471	970	1441	41.2	517-8	532	488	211	233	2408-68.8
	Conference-Only	18		417-1010	.413	96-277	.347	201-286	.703	242	482	724	40.2	264-3	251	258	112	131	1131-62.8
	Opponents	35		711-2101	.338	182-595	.306	355-513	.692	465	784	1249	35.7	595	337	466	109	230	1959-56.0
	Conference-Only	18		337-1012	.333	90-282	.319	176-257	.685	221	393	614	34.1	292-4	174	254	69	127	940-52.2

QUICK FACTS

Location Los Angeles, Calif.
Founded 1919
Enrollment 42,238
Colors Blue & Gold
Home Court Pauley Pavilion (13,800)
Press Row Phone (310) 825-1899
Chancellor Dr. Gene D. Block
Faculty Rep Dr. Michael Teitell
Athletic Director Daniel G. Guerrero
Senior Assoc. AD/SWA Dr. Christina Rivera
Head Coach Cori Close
Assoc. Dir./WBB SID Ryan Finney
Finney Office (310) 206-4701
Fax (310) 825-8664
Email rfinney@athletics.ucla.edu
Website www.uclabruins.com
All-Time Record 755-495
First Year 1974-75
Pac-12 Record 307-233
Pac-12 Tournament 17-14
NCAA Record 13-13
WNIT Record 6-0

YEAR-BY-YEAR RECORD

(since 1981-82)

Year	Conf.	Place	Overall	Postseason
81-82	7-5	4	16-14	
82-83	9-5	3	18-11	NCAA 1st
83-84	6-8	5	17-12	
84-85	10-4	2	20-10	NCAA 2nd
85-86	3-5	5	12-16	
86-87	11-7	4	18-10	
87-88	12-6	4	19-11	
88-89	8-10	T4	12-16	
89-90	12-6	3	17-12	NCAA 1st
90-91	10-8	T4	15-13	
91-92	12-6	T3	21-10	NCAA S16
92-93	8-10	7	13-14	
93-94	10-8	5	15-12	
94-95	5-13	T8	10-17	
95-96	8-10	T6	13-14	
96-97	7-11	6	13-14	
97-98	14-4	T2	20-9	NCAA 2nd
98-99	15-3	T1	26-8	NCAA E8
99-00	12-6	4	18-11	NCAA 1st
00-01	5-13	10	6-23	
01-02	4-14	8	9-20	
02-03	12-6	4	18-11	
03-04	11-7	T3	17-13	NCAA 1st
04-05	10-8	6	16-12	
05-06	12-6	3	21-11	NCAA 2nd
06-07	7-11	7	14-18	
07-08	10-8	T4	16-15	
08-09	9-9	T4	19-12	
09-10	15-3	2	25-9	NCAA 2nd
10-11	16-2	2	28-5	NCAA 2nd
11-12	9-9	T5	14-16	
12-13	14-4	3	26-8	NCAA 2nd
13-14	7-11	8	13-18	
14-15	8-10	6	19-18	WNIT Champions
15-16	14-4	T3	26-9	NCAA S16

WCAA member from 1976-1985
 Pac-West Conference member in 1985-1986
 Pac-12 Conference member since 1986

SERIES RECORDS

Arizona	54-21
Arizona State	50-27
California	49-20
Colorado	5-4
Oregon	35-25
Oregon State	45-21
Stanford	23-56
USC	36-48
Utah	8-3
Washington	29-30
Washington State	51-7

TEAM OUTLOOK

- Head coach **Cori Close**'s work on the recruiting trail has begun to pay off with a trip to the NCAA Sweet Sixteen last year, the first regional semifinal appearance for the program since 1999. 2016-17 looks to be just as promising with UCLA considered one of the favorites for the Pac-12 crown.
- The Bruins had a head start to the season, taking a 10-day trip to Australia in August, giving them the opportunity to come together as a team and get a jump start on practices and games.
- All-Pac-12 honoree junior **Jordin Canada** highlights the list of returnees. She was a part of a backcourt duo with Nirra Fields that averaged over 31.0 ppg. But half that production will need to be accounted for this season with Fields' departure.
- The Bruins have other threats that will help to lead the team. Junior **Monique Billings** will continue to give UCLA an option in the paint, also serving as a defensive presence. The team's leading rebounder, she was the third-leading scorer on the team and ranked fourth in the Pac-12 in blocks last season, stuffing 1.60 blocks per game.
- Senior **Kari Korver** is the primary threat from the outside as one of the top-10 three-point shooters in the league. Korver comes from a family of basketball players, which has served her well. She had her most complete game of the season last year when she netted 12 points with three threes and six assists in the second round of the tournament, helping the Bruins get into the Sweet Sixteen.
- Close has not let up on the recruiting trail either. In addition to welcoming a transfer in **Nicole Kornet** who will hit the court this season, she landed two highly-regarded recruits in **Ally Rosenblum** and **Lindsey Corsaro**.

2016-17 UCLA ROSTER

No.	Name	POS	HT	YR	EXP	Hometown/High School (Last School)
0	Nicole Kornet	G	6-1	RS SR TR		Dallas, Texas/Liberty Christian HS (Oklahoma)
2	Kari Korver	G	5-9	SR	3L	Paramount, Calif./Valley Christian HS
3	Jordin Canada	G	5-6	JR	2L	Los Angeles, Calif./Windward HS
4	Ashley Hearn	F	6-4	SO	1L	Rowlett, Texas/Sachse HS
5	Lindsey Corsaro	G	6-1	FR	HS	Indianapolis, Ind./Roncalli HS
10	Ally Rosenblum	F	6-4	FR	HS	Newport Coast, Calif./Mater Dei HS
11	Lajahna Drummer	F	6-1	JR	2L	Inglewood, Calif./Long Beach Poly HS
20	Dominique Williams	G	5-8	RS JR	2L	Phoenix, Ariz./St. Mary's Catholic HS
22	Kennedy Burke	G	6-1	SO	1L	Northridge, Calif./Siera Canyon School
23	Kelli Hayes	G	6-0	JR	2L	San Jose, Calif./Archbishop Mitty HS
24	Paulina Hersler	F	6-3	JR	2L	Malmö, Sweden/Igelstavikens Gymnasium
25	Monique Billings	F	6-4	JR	2L	Corona, Calif./Santiago HS
32	Chrissy Baird	G	6-1	JR	2L	Wheaton, Ill./Wheaton North HS

Head Coach: Cori Close (UC Santa Barbara 1993), 6th year
Assistant Coach: Shannon Perry (Iowa 1998), 6th year
Assistant Coach: Jenny Huth (Colorado 2002), 6th year
Assistant Coach: Tony Newman (UC Santa Barbara 1992), 6th year

Letterwinners R/L: 9/2
Starters returning in bold



CORI CLOSE

Head Coach • 5th Year at UCLA
Alma Mater: UC Santa Barbara, 1993
98-69 (.586) at UCLA • Overall: 98-69 (.586, 4 Years)

Has built the program into a national contender in just four years, leading the Bruins to UCLA's first NCAA Sweet 16 in 17 years ... Returned to UCLA after serving on the Bruins' coaching staff in 1994 and 1995 ... Prior to her return, coached in 15-consecutive NCAA Tournaments as an associate or assistant coach with stops at Florida State, UC Santa Barbara and UCLA ... Spent seven seasons as an associate head coach at FSU, guiding the Seminoles into a nationally-recognized program.

CLOSE'S RECORD

Year	School	Overall	Conf.	Place/Conf
11-12	UCLA	14-16	9-9	T5/Pac-12
12-13	UCLA	26-8	14-4	3/Pac-12
13-14	UCLA	13-18	7-11	8/Pac-12
14-15	UCLA	19-18	8-10	6/Pac-12
15-16	UCLA	26-9	14-4	T3/Pac-12
UCLA Total (5 yrs)		98-69	52-38	
Career Total (5 yrs)		98-69	52-38	

2016-17 SCHEDULE

Day	Date	Opponent	TV	Time
Fri	N11	Pacific		8:30 p.m.
Mon	N14	at Baylor		4 p.m.
Fri	N18	Southern		7 p.m.
Sun	N20	Cal Poly		1 p.m.
Thu-Fri	N24-25	at Cancun Challenge, Cancun, Mexico		
Thu	N24	Iowa		6 p.m.
Fri	N25	Toledo		3:30 p.m.
Sun	D4	Hawai'i	PAC12	2 p.m.
Sun	D11	Michigan	PAC12	11 a.m.
Wed	D14	at UC Santa Barbara		7 p.m.
Sun	D18	at South Carolina	ESPN2	11 a.m.
Tue	D20	at North Carolina A&T		9 a.m.
Fri	D30	Utah *		7 p.m.
Sun	J1	Colorado *		2 p.m.
Fri	J6	at Washington State *	PAC12	6 p.m.
Sun	J8	at Washington *	ESPN2	2 p.m.
Fri	J13	Oregon State *	PAC12	6 p.m.
Sun	J15	Oregon *	PAC12	1 p.m.
Wed	J18	at USC *	PAC12	8 p.m.
Sun	J22	USC *	PAC12	5 p.m.
Fri	J27	Arizona State *	PAC12	8 p.m.
Sun	J29	Arizona *		2 p.m.
Fri	F3	at California *	PAC12	8 p.m.
Mon	F6	at Stanford *	ESPN2	6 p.m.
Fri	F10	at Oregon *	PAC12	6 p.m.
Sun	F12	at Oregon State *	PAC12	1 p.m.
Fri	F17	Washington *	PAC12	8 p.m.
Sun	F19	Washington State *	PAC12	11 a.m.
Fri	F24	at Arizona *	PAC12	5 p.m.
Sun	F26	at Arizona State *	PAC12	11 a.m.
Thu-Sun	M2-5	Pac-12 Tournament, Seattle, Wash.		

* Pac-12 Conference game.
 PAC12 indicates game televised on the Pac-12 Networks.
 All times Pacific Standard Time & subject to change.

2015-16 RESULTS

Date	Opponent	Score	Hi Pts	Hi Reb
11/13	ST. JOHN'S	W, 73-58	(23)Canada	(14)Billings
11/20	JAMES MADISON	W, 90-61	(23)Fields	(14)Swain
11/22	SOUTH CAROLINA	L, 65-68	(21)Canada	(6)Burke/Swain
11/27	vs Louisiana Tech	W, 68-57	(14)Canada	(8)Fields
11/28	vs Notre Dame	LOT, 84-92	(18)Billings/Fields	(13)Billings
12/05	CSU BAKERSFIELD	W, 82-68	(25)Canada	(8)Swain/Billings
12/13	at Michigan	W, 86-77	(22)Fields	(11)Billings
12/16	UC IRVINE	W, 83-48	(22)Fields	(14)Fields
12/18	at Sacramento State	W, 109-76	(22)Fields	(11)Swain
12/21	at California	LO2, 104-108	(28)Canada	(14)Swain
12/28	at UC Riverside	W, 70-56	(15)Billings	(15)Swain
12/30	USC*	W, 78-73	(23)Billings	(12)Billings
1/2	OREGON*	W, 80-69	(31)Fields	(14)Swain
1/4	OREGON STATE*	W, 71-51	(24)Canada	(5)Swain/Fields
1/10	at USC*	L, 68-71	(26)Canada	(6)Billings
1/15	at Washington*	L, 56-64	(12)Korver	(6)Drummer/Fields
1/17	at Washington State*	W, 75-73	(19)Billings	(9)Swain
1/22	CALIFORNIA*	W, 75-56	(14)Billings	(9)Billings
1/24	STANFORD*	W, 56-36	(12)Billings	(12)Drummer
1/29	at Colorado*	W, 82-64	(17)Fields	(7)Billings
1/31	at Utah*	W, 69-63	(24)Fields	(8)Billings
2/5	at Arizona State*	L, 61-65	(16)Canada	(11)Billings
2/7	at Arizona*	W, 73-39	(14)Billings	(5)Swain
2/12	WASHINGTON STATE*	W, 73-61	(16)Billings	(9)Drummer
2/14	WASHINGTON*	W, 63-59	(16)Canada	(9)Billings
2/19	at Oregon*	W, 77-72	(23)Fields	(13)Billings
2/21	at Oregon State*	L, 54-64	(20)Fields	(8)Billings/Drummer
2/26	ARIZONA*	W, 80-53	(13)Fields	(8)Korver
2/28	ARIZONA STATE*	W, 74-61	(24)Fields	(7)Hersler
3/4	vs Arizona ^{P12}	W, 72-51	(18)Billings	(10)Billings
3/5	vs California ^{P12}	WOT, 73-67	(26)Canada	(8)Billings
3/6	vs Oregon State ^{P12}	L, 57-69	(17)Canada	(9)Billings
3/19	HAWAII ^{NCAA}	W, 66-50	(16)Fields	(7)Drummer
3/21	SOUTH FLORIDA ^{NCAA}	W, 72-67	(19)Canada	(8)Fields
3/26	vs Texas ^{NCAA}	L, 64-72	(20)Canada	(12)Drummer
				(12)Billings

P12 indicates Pac-12 Tournament game.
 NCAA indicates NCAA Tournament game.

2015-16 UCLA STATISTICS

Overall: Overall: 26-9, Pac-12: 14-4/T3th • Home: 15-1 • Away: 8-5 • Neutral: 3-3

#	PLAYER	G-GS	MIN-AVG	FG-FGA	FG%	3P-ATT	3P%	FT-FTA	FT%	OFF	DEF	TOT	AVG	PF-D	AST	TO	BLK	STL	PTS-AVG
03	Canada, Jordin	34-34	1164-34.2	200-493	.406	16-61	.262	133-174	.764	36	98	134	3.9	75-2	193	109	2	79	549-16.1
	Conference-Only	17-17	593-34.9	91-243	.374	8-33	.242	66-85	.776	16	45	61	3.6	32-0	101	53	0	44	256-15.1
21	Fields, Nirra	34-33	1027-30.2	201-484	.415	30-91	.330	89-142	.627	53	129	182	5.4	69-2	64	72	19	73	521-15.3
	Conference-Only	18-17	555-30.8	109-257	.424	19-45	.422	52-83	.627	26	59	85	4.7	29-0	32	36	11	40	289-16.1
25	Billings, Monique	35-35	1003-28.7	178-362	.492	0-0	.000	89-131	.679	122	163	285	8.1	95-0	34	70	56	56	445-12.7
	Conference-Only	18-18	501-27.8	82-174	.471	0-0	.000	40-60	.667	65	78	143	7.9	43-0	16	38	30	27	204-11.3
02	Korver, Kari	35-35	840-24.0	79-217	.364	67-185	.362	50-62	.806	30	78	108	3.1	83-0	65	30	2	13	275-7.9
	Conference-Only	18-18	417-23.2	39-101	.386	35-89	.393	26-33	.788	19	33	52	2.9	49-0	30	10	2	4	139-7.7
10	Swain, Kacy	27-27	560-20.7	67-167	.401	2-3	.667	42-63	.667	77	110	187	6.9	94-6	14	54	26	23	178-6.6
	Conference-Only	16-16	308-19.3	26-88	.295	1-1	1.000	21-32	.656	40	47	87	5.4	53-3	7	29	16	13	74-4.6
11	Drummer, Lajahna	29-8	601-20.7	69-172	.401	0-1	.000	42-62	.677	63	94	157	5.4	68-4	16	41	8	24	180-6.2
	Conference-Only	18-2	372-20.7	45-114	.395	0-0	.000	26-37	.703	37	58	95	5.3	38-3	7	25	7	15	116-6.4
22	Burke, Kennedy	35-0	646-18.5	76-186	.409	21-65	.323	30-53	.566	33	95	128	3.7	57-0	36	50	25	44	203-5.8
	Conference-Only	18-0	302-16.8	33-87	.379	10-30	.333	7-14	.500	16	42	58	3.2	26-0	13	19	19	19	83-4.6
23	Hayes, Kelli	35-3	718-20.5	58-150	.387	4-23	.174	21-28	.750	27	44	71	2.0	53-1	22	32	11	15	141-4.0
	Conference-Only	18-2	337-18.7	22-64	.344	2-9	.222	10-11	.909	8	18	26	1.4	25-0	12	16	4	9	56-3.1
24	Hersler, Paulina	35-0	364-10.4	30-84	.357	9-27	.333	10-15	.667	26	27	53	1.5	40-0	13	27	5	13	79-2.3
	Conference-Only	18-0	170-9.4	15-39	.385	4-12	.333	8-11	.727	14	12	26	1.4	23-0	2	8	2	5	42-2.3
32	Baird, Chrissy	15-0	32-2.1	2-7	.286	0-0	.000	2-2	1.000	1	7	8	0.5	4-0	1	2	0	0	6-0.4
	Conference-Only	8-0	12-1.5	1-3	.333	0-0	.000	2-2	1.000	1	5	6	0.8	1-0	0	0	0	0	4-0.5
04	Hearn, Ashley	22-0	145-6.6	3-20	.150	0-0	.000	0-0	.000	6	21	27	1.2	18-0	8	17	12	6	6-0.3
	Conference-Only	8-0	33-4.1	1-4	.250	0-0	.000	0-0	.000	1	5	6	0.8	4-0	2	6	3	0	2-0.3
TM	TEAM									84	82	166	4.7	0		7			
	Conference-Only									47	38	85	4.7	0		3			
	Total	35		963-2342	.411	149-456	.327	508-732	.694	558	948	1506	43.0	656-15	466	511	166	346	2583-73.8
	Conference-Only	18		464-1174	.395	79-219	.361	258-368	.701	290	440	730	40.6	323-6	222	243	94	176	1265-70.3
	Opponents	35		808-2188	.369	172-664	.259	451-636	.709	494	901	1395	39.9	623-0	438	633	89	234	2239-64.0
	Conference-Only	18		393-1055	.373	79-322	.245	229-314	.729	255	466	721	40.1	301-8	221	342	49	114	1094-60.8

QUICK FACTS

Location Los Angeles, Calif.
Founded 1880
Enrollment 33,000
Colors Cardinal & Gold
Home Court Galen Center (10,258)
Press Row Phone (213) 740-3900
President C.L. Max Nikias
Faculty Rep Clare Pastore
Athletic Director Lynn Swann
Associate AD/SWA Donna Heinel
Head Coach Cynthia Cooper
Sports Information Director Tim Tesselone
Assoc. Dir./WBB SID Darcy Couch
Office/Fax (213) 740-3808/740-7584
Cell (213) 725-3447
Email dcouch@usc.edu
Website www.usctrojans.com
All-Time Record 735-468
First Year 1976-77
Pac-12 Record 384-266
Pac-12 Tournament 14-14
NCAA Record 29-14
WNIT Record 7-3

TEAM OUTLOOK

- Head coach **Cynthia Cooper-Dyke** is just three years removed led the trojans to an unexpected run to win the Pac-12 Tournament title. It was in her first year that USC pulled off an unprecedented feat, winning four games in four days to claim the crown and make the program's first NCAA Tournament trip in eight years.
- The Trojans appear to have a lot going for them. The team took its foreign trip to Italy in August, giving them a jump start to the season, already having practiced and played in games. Additionally, Cooper-Dyke and her staff also landed a strong recruiting class, which ranked 12th in the country.
- USC spent part of the season last year with key players missing a significant portion of games. But this season, the Trojans will have everyone's services, including that of four seniors that will be looked to for leadership.
- Four starters from last year return, including redshirt senior **Jordan Adams**. Adams dealt with injuries at the beginning of the season and had eligibility issues that caused her to miss significant playing time. But this season, she looks to be on the court full time. A guard, she played a key role, averaging the second-most points on the team and posting the second-best average. She was also very efficient on offense, knocking down over 50 percent of attempts.
- Senior **Sadie Edwards** will also be on the floor for an entire season after only being available for the second half of the season last year. Edwards' impact was immediately felt and should see her productivity increase.
- Junior **Kristen Simon** and senior **Courtney Jaco** will be two more forces for the Trojans to rely on in 2016-17.
- Cooper-Dyke and her staff continue to be diligent on the recruiting trail, welcoming the 12th-ranked class in the country.

YEAR-BY-YEAR RECORD

(since 1981-82)

Year	Conf.	Place	Overall	Postseason
81-82	9-3	2	23-4	NCAA S16
82-83	13-1	1	31-2	NCAA Champion
83-84	13-1	1	29-4	NCAA Champion
84-85	10-4	2	21-9	NCAA 2nd
85-86	8-0	1	31-5	NCAA FF
86-87	15-3	1	22-8	NCAA 2nd
87-88	15-3	2	22-8	NCAA 2nd
88-89	8-10	T4	12-16	
89-90	6-12	7	8-19	
90-91	11-7	3	18-12	NCAA 2nd
91-92	14-4	2	23-8	NCAA S16
92-93	14-4	2	22-7	NCAA 2nd
93-94	16-2	1	26-4	NCAA E8
94-95	10-8	5	18-10	NCAA 1st
95-96	8-10	T6	13-14	
96-97	13-5	3	20-9	NCAA 2nd
97-98	7-11	6	12-15	
98-99	3-15	T9	7-20	
99-00	10-8	T5	16-14	WNIT 2nd
00-01	8-10	T6	13-15	
01-02	11-7	T4	16-14	WNIT 2nd
02-03	8-10	T5	14-17	
03-04	11-7	T3	15-13	
04-05	12-6	T2	20-11	NCAA 2nd
05-06	11-7	T4	19-12	NCAA 2nd
06-07	10-8	5	17-13	
07-08	10-8	T4	17-13	
08-09	9-9	T4	17-15	
09-10	12-6	3	19-12	
10-11	10-8	4	24-13	WNIT Final
11-12	12-6	3	18-12	
12-13	7-11	7	11-20	
13-14	11-7	5	22-13	NCAA 1st
14-15	7-11	T7	15-15	
15-16	6-12	8	19-13	

WCAA member from 1976-1985
 Pac-West Conference member in 1985-1986
 Pac-12 Conference member since 1986

SERIES RECORDS

Arizona	55-21
Arizona State	54-22
California	38-27
Colorado	6-5
Oregon	44-18
Oregon State	41-23
Stanford	20-54
UCLA	48-40
Utah	8-5
Washington	29-33
Washington State	46-16

2016-17 USC ROSTER

No.	Name	POS	HT	YR	EXP	Hometown/High School (Last School)
1	Jordan Adams	G	6-1	RS SR	3V	Irvine, Calif./Mater Dei HS
2	Ivana Jakubcova	C	6-6	SR	TR	Bratislava, Slovakia/Caney HS (Okla.) (Kentucky)
3	Minyon Moore	G	5-8	FR	HS	Rodeo, Calif./Salesian HS
5	Ja'Tavia Tapley	F	6-4	FR	HS	Jacksonville, Fla./University Christian HS
10	Courtney Jaco	G	5-8	SR	3V	Compton, Calif./Windward School
13	Marguerite Effa	F	6-3	SO	1V	Los Angeles, Calif./Fairfax HS
14	Sadie Edwards	G	5-10	JR	1V	Meridan, Conn./Connecticut
21	Aliyah Mazyck	G	5-9	SO	1V	Charlotte, N.C./Myers Park HS
22	Valerie Higgins	G	6-0	FR	HS	Granada Hills, Calif./Chaminade College Prep
23	Asiah Jones	F	6-3	FR	HS	Piedmont, S.C./Woodmont HS
25	Alexis Lloyd	G	5-10	RS SR	2V	Chicago, Ill./Virginia Tech
30	Candela Abejon	G	6-1	SO	1V	Gijon, Spain/Univ. De Ovideo
32	Dani Millisic	F	6-3	RS FR	HS	Sydney, Australia/Blacktown Girls HS
35	Kristen Simon	F	6-2	JR	2V	Gardena, Calif./Windward School

Head Coach: Cynthia Cooper-Dyke (USC 1986), 4th year
Associate Head Coach: Beth Burns (Ohio Wesleyan 1979), 3rd year
Assistant Coach: Jualeah Woods (USC 1994), 4th year
Assistant Coach: Taja Edwards (Fresno State 2011), 3rd year

Letterwinners R/L: 8/3
Starters returning in bold



CYNTHIA COOPER-DYKE

Head Coach • 4th Year at USC
Alma Mater: USC, 1986
56-41 (.577) at USC • Overall: 206-147 (.584, 11 Years)

In her first year, USC won its first-ever Pac-12 Tournament crown and made a return to the NCAA Tournament since 2006 ... Resurrected three collegiate programs, including taking a team at Prairie View A&M that had never had a winning season prior to her arrival to three-straight SWAC titles ... Guided Texas Southern to a conference title and a first-ever postseason berth in 2012-13 ... As a legendary player, Cooper helped USC to a pair of NCAA Championships as a guard from 1982-86 ... A Hall of Fame player, won an Olympic Gold medal and four WNBA titles in her professional career.

COOPER'S RECORD

Year	School	Overall	Conf.	Place/Conf
05-06	Prairie View A&M	7-21	6-12	T8/SWAC
06-07	Prairie View A&M	19-14	14-4	1/SWAC
07-08	Prairie View A&M	22-12	15-3	1/SWAC
08-09	Prairie View A&M	23-11	17-1	1/SWAC
09-10	Prairie View A&M	15-14	12-6	2/SWAC
10-11	UNC Wilmington	24-9	14-4	2/CAA
11-12	UNC-Wilmington	20-13	11-7	T4/CAA
12-13	Texas Southern	20-12	16-2	1/SWAC
13-14	USC	22-13	11-7	4/Pac-12
14-15	USC	15-15	7-11	T7/Pac-12
15-16	USC	19-13	6-12	8/Pac-12
USC Total (3 yrs)		56-41	24-30	
Career Total (11 yrs)		206-147	129-69	

2016-17 SCHEDULE

Day	Date	Opponent	TV	Time
Fri	N11	Hawai'i		5 p.m.
Wed	N16	UC Riverside		7 p.m.
Sat	N19	at UNLV		4 p.m.
Tue-Wed...N22-23...at Great Alaska Shootout, Anchorage, Alaska				
Tue	N22	Missouri State		6:30 p.m.
Wed	N23	Portland/Alaska-Anchorage		3/5:30 p.m.
Sun	N27	Long Beach State		4 p.m.
Wed	N30	at Texas A&M		9a.m.
Sat	D3	at Sacramento State		7:35 p.m.
Fri-Sun...D16-18...Women of Troy Classic, Los Angeles, Calif.				
Fri	D16	USC vs. Grambling St.		6 p.m.
Sun	D18	SMU/Mississippi State		11a.m./1 p.m.
Wed	D21	at UC Irvine		6 p.m.
Fri	D30	Colorado *		6 p.m.
Sun	J1	Utah *		12 p.m.
Fri	J6	at Washington *		8 p.m.
Sun	J8	at Washington State *		12 p.m.
Fri	J13	Oregon *		8 p.m.
Sun	J15	Oregon State *		3 p.m.
Wed	J18	UCLA *		8 p.m.
Sun	J22	at UCLA *		5 p.m.
Fri	J27	Arizona *		7 p.m.
Sun	J29	Arizona State *		3 p.m.
Fri	F3	at Stanford *		6 p.m.
Sun	F5	at California *		10:30 a.m.
Fri	F10	at Oregon State *		8 p.m.
Sun	F12	at Oregon *		11a.m.
Fri	F17	Washington State *		6 p.m.
Sun	F19	Washington *		3 p.m.
Fri	F24	at Arizona State *		7 p.m.
Sun	F26	at Arizona *		1 p.m.
Thu.-Sun...M2-5...Pac-12 Tournament, Seattle, Wash.				

* Pac-12 Conference game.
PAC12 indicates game televised on the Pac-12 Networks.
All times Pacific Standard Time & subject to change.

2015-16 RESULTS

Date	Opponent	Score	Hi Pts	Hi Reb
11/13	HOPE INTERNATIONAL	W, 92-43	(20)Simon	(14)Adams
11/16	SANTA CLARA	W, 81-46	(21)Adams	(12)Adams
11/22	vs Grand Canyon	W, 75-44	(21)Simon	(13)Simon
11/23	vs West Virginia	WOT, 78-67	(20)Fagbenle/Jaco	(14)Fagbenle
11/24	at Gonzaga	W, 60-56	(21)Fagbenle	(5)Simon/Fagbenle
11/29	vs Iona	W, 76-56	(16)Fagbenle/Simon	(10)Adams
12/4	SOUTHERN UTAH	W, 71-32	(17)Adams	(9)Adams
12/6	UNLV	W, 73-42	(18)Fagbenle	(7)Fagbenle
12/13	LONG BEACH STATE	W, 69-43	(16)Adams	(16)Fagbenle
12/18	FLORIDA A&M	W, 88-45	(21)Mazyck	(10)Adams
12/20	ALBANY	W, 68-67	(18)Barrett/Jaco	(11)Simon
12/28	UC IRVINE	W, 75-56	(21)Jaco	(13)Simon
12/30	at UCLA*	L, 73-78	(23)Fagbenle	(14)Simon
1/2	OREGON STATE*	L, 49-57	(20)Edwards	(9)Simon
1/4	OREGON*	W, 74-67	(19)Fagbenle	(11)Fagbenle
1/10	UCLA*	W, 71-68	(20)Fagbenle	(15)Fagbenle
1/15	at Washington State*	L, 61-73	(19)Simon	(15)Fagbenle
1/17	at Washington*	L, 60-69	(25)Fagbenle	(14)Fagbenle
1/22	STANFORD*	L, 47-57	(11)Fagbenle	(7)Fagbenle
1/24	CALIFORNIA*	W, 61-47	(16)Fagbenle	(10)Simon
1/29	at Utah*	W, 70-59	(24)Edwards	(12)Fagbenle
1/31	at Colorado*	L, 63-66	(17)Fagbenle	(13)Fagbenle
2/5	at Arizona*	W, 67-57	(17)Jaco	(9)Fagbenle
2/7	at Arizona State*	L, 68-69	(26)Edwards	(11)Simon
2/12	WASHINGTON*	L, 53-61	(17)Jaco	(21)Simon
2/14	WASHINGTON STATE*	W, 64-62	(26)Fagbenle	(13)Fagbenle
2/19	at Oregon State*	L, 52-76	(17)Mazyck, Aliyah	(6)Lloyd/Mazyck (6)Fagbenle
2/21	at Oregon*	L, 60-69	(19)Simon	(6)Effa
2/26	ARIZONA STATE*	L, 45-50	(15)Simon	(7)Simon
2/28	ARIZONA*	L, 56-63	(12)Jaco/Fagbenle	(8)Simon
3/3	vs Washington State ^{P12}	W, 77-73	(19)Jaco	(17)Fagbenle
3/4	vs Oregon State ^{P12}	L, 53-63	(20)Edwards	(6)Fagbenle

P12 indicates Pac-12 Tournament game.

2015-16 USC STATISTICS

Overall: Overall: 19-13, Pac-12: 6-12/8th • Home: 12-5 • Away: 3-7 • Neutral: 4-1

#	PLAYER	G-GS	MIN-AVG	FG-FGA	FG%	3P-ATT	3P%	FT-FTA	FT%	OFF	DEF	TOT	AVG	PF-D	AST	TO	BLK	STL	PTS-AVG
41	Fagbenle, Temi	32-32	969-30.3	171-333	.514	1-4	.250	93-132	.705	100	177	277	8.7	89-4	43	68	39	56	436-13.6
	Conference-Only	18-18	573-31.8	101-188	.537	1-2	.500	54-74	.730	56	107	163	9.1	54-2	25	43	19	33	257-14.3
01	Adams, Jordan	12-12	360-30.0	56-102	.549	13-27	.481	28-36	.778	38	54	92	7.7	18-0	29	16	15	21	153-12.8
	Conference-Only	1-1	38-38.0	3-9	.333	0-2	.000	7-7	1.000	1	3	4	4.0	1-0	4	2	2	1	13-13.0
14	Edwards, Sadie	22-20	665-30.2	95-240	.396	17-76	.224	41-62	.661	13	42	55	2.5	56-0	34	46	13	32	248-11.3
	Conference-Only	18-18	554-30.8	78-201	.388	16-67	.239	34-54	.630	12	35	47	2.6	45-0	28	40	10	30	206-11.4
35	Simon, Kristen	32-32	947-29.6	142-372	.382	0-0	.000	59-92	.641	86	170	256	8.0	90-2	21	57	14	30	343-10.7
	Conference-Only	18-18	560-31.1	68-209	.325	0-0	.000	29-45	.644	47	99	146	8.1	48-1	13	35	5	16	165-9.2
10	Jaco, Courtney	32-11	958-29.9	114-252	.452	72-186	.387	22-23	.957	18	18	36	1.1	50-0	64	42	5	55	322-10.1
	Conference-Only	18-9	567-31.5	57-146	.390	32-101	.317	17-17	1.000	12	10	22	1.2	33-0	39	29	4	31	163-9.1
21	Mazyck, Aliyah	31-6	572-18.5	72-234	.308	24-88	.273	74-109	.679	22	49	71	2.3	90-2	61	74	8	46	242-7.8
	Conference-Only	17-6	318-18.7	32-112	.286	8-40	.200	37-53	.698	7	26	33	1.9	45-1	24	37	5	20	109-6.4
23	Barrett, Brianna	16-16	439-27.4	38-106	.358	1-8	.125	45-56	.804	19	33	52	3.3	44-1	93	34	6	27	122-7.6
	Conference-Only	4-4	134-33.5	11-40	.275	0-1	.000	13-17	.765	8	7	15	3.8	13-1	24	11	1	8	35-8.8
25	Lloyd, Alexis	31-15	684-22.1	46-123	.374	9-28	.321	26-41	.634	19	49	68	2.2	49-1	45	50	2	29	127-4.1
	Conference-Only	17-12	442-26.0	33-88	.375	7-19	.368	14-22	.636	10	28	38	2.2	29-1	29	32	2	17	87-5.1
13	Effa, Marguerite	23-0	238-10.3	19-47	.404	0-0	.000	18-26	.692	22	35	57	2.5	38-2	4	13	4	6	56-2.4
	Conference-Only	11-0	127-11.5	10-24	.417	0-0	.000	6-8	.750	11	21	32	2.9	18-1	3	4	3	3	26-2.4
02	Taito, Khaedin	32-16	499-15.6	29-97	.299	6-36	.167	8-14	.571	15	24	39	1.2	49-1	23	38	5	17	72-2.3
	Conference-Only	18-4	260-14.4	14-41	.341	4-13	.308	1-6	.167	8	14	22	1.2	31-1	12	19	3	9	33-1.8
30	Abejon, Candela	14-0	94-6.7	4-26	.154	1-13	.077	0-0	.000	8	6	14	1.0	4-0	4	6	0	3	9-0.6
	Conference-Only	6-0	27-4.5	0-3	.000	0-0	.000	0-0	.000	0	1	1	0.2	1-0	0	1	0	0	0-0.0
TM	TEAM																		
	Conference-Only									62	74	136	4.3	0		16			
	Total	32		786-1932	.407	144-466	.309	414-591	.701	422	731	1153	36.0	577-13	421	460	111	322	2130-66.6
	Conference-Only	18		407-1061	.384	68-245	.278	212-303	.700	210	398	608	33.8	318-8	201	259	54	168	1094-60.8
	Opponents	32		707-1725	.410	109-335	.325	358-519	.690	348	783	1131	35.3	564-0	351	620	121	219	1881-58.8
	Conference-Only	18		433-1003	.432	65-197	.330	217-312	.696	219	476	695	38.6	287-5	224	315	83	124	1148-63.8

QUICK FACTS

Location Salt Lake City, Utah
Founded 1850
Enrollment 31,673
Colors Crimson and White
Home Court Jon M. Huntsman Center (15,000)
Press Row Phone (801) 581-6657
President David W. Pershing, Ph.D
Faculty Rep Karen Paisley
Athletic Director Dr. Chris Hill
Senior Assoc. AD/SWA Nona Richardson
Head Coach Lynne Roberts
Sr. Assoc. AD/Communications Liz Abel
Asst. Dir./WBB SID Melissa Cebold
Office/Fax (801) 581-8997/581-4358
Cell TBD
Email mcebold@huntsman.utah.edu
Website www.utahutes.com
All-Time Record 864-400
First Year 1974-75
Pac-12 Record 31-61
Pac-12 Tournament 2-5
NCAA Record 9-17
WNIT Record 11-11

TEAM OUTLOOK

- The Utes made a dramatic turnaround in just their first season under new head coach **Lynne Roberts**. Though the team was picked to finish 11th in the preseason, it finished in seventh place by the end of the season, winning more than double the Conference games from the previous campaign and doubling its overall win total.
- The Utes had the same starting five in all 33 games last season and are in a position to have another good season, losing just one starter from last season's team. Although that loss is a significant one. **Danielle Rodriguez** was the Utes' primary point guard and ranked in the top 10 in the league in assists per game and assist-to-turmoover ratio.
- But Utah does have coming back is pretty significant, as well. To start, redshirt junior **Emily Potter** returns to lead the Utes again. She was top 10 in scoring last season and top three in rebounding, and was one of just four players in the Pac-12 to average a double-double. She also spent the summer working out at a high level with the Canadian Developmental team training with Team Canada as they prepared for the Rio Olympics.
- Senior **Paige Crozon** is a versatile post that can battle on the boards and score, while also being an outside threat from the three-point line. Full-time junior starters **Malina Nawahine** and **Tanaeya Bocclair** both return even more seasoned than last year when they were sophomores.
- All that experience returning to the starting lineup will be helpful to the Utes as nearly half of last year's squad departed.

YEAR-BY-YEAR RECORD

(since 1981-82)

Year	Conf.	Place	Overall	Postseason
81-82	7-3		18-11	
82-83	11-1		22-7	NCAA 1st
83-84	9-3		19-12	WNIT
84-85	8-4		16-12	
85-86	11-1		21-8	NCAA 1st
86-87	10-2		20-7	
87-88	9-1		19-9	
88-89	9-1		24-6	NCAA 1st
89-90	6-4		20-10	NCAA 1st
90-91	9-3		20-10	NCAA 1st
91-92	10-4		22-8	
92-93	9-5		19-10	
93-94	9-5		12-14	
94-95	12-2		23-7	NCAA 2st
95-96	12-2		21-8	NCAA 1st
96-97	15-1		25-6	NCAA 2nd
97-98	11-3		21-6	NCAA 1st
98-99	12-2		21-7	WNIT 1st
99-00	11-3	1	23-8	NCAA 1st
00-01	14-0	1	28-4	NCAA S16
01-02	8-6	5	15-12	
02-03	12-2	1	24-7	NCAA 2nd
03-04	12-2	T1	24-7	
04-05	12-2	T1	26-8	NCAA 2nd
05-06	12-4	2	27-7	NCAA E8
06-07	10-6	5	19-14	WNIT 1st
07-08	16-0	1	27-5	NCAA 1st
08-09	13-3	T1	23-10	NCAA 2nd
09-10	10-6	T3	23-12	WNIT 2nd
10-11	7-9	T4	18-17	NCAA 1st
11-12	8-10	T7	16-16	WNIT 2nd
12-13	8-10	6	23-14	WNIT Final
13-14	4-14	11	12-19	
14-15	3-15	T11	9-21	
15-16	8-10	7	18-15	WNIT 3rd

IAC member from 1974-1982

HCAC member from 1982-1989

Western Athletic Conference member from 1990-1999

Mountain West member from 1999-2011

Pac-12 Conference member since 2012

SERIES RECORDS

Arizona	17-5
Arizona State	10-9
California	5-13
Colorado	14-14
Oregon	9-14
Oregon State	7-14
Stanford	0-20
UCLA	3-10
USC	5-10
Washington	9-11
Washington State	13-5

2016-17 UTAH ROSTER

No.	Name	POS	HT	YR	EXP	Hometown/High School (Last School)
0	Kiana Moore	G	5-7	FR	HS	Fairfield, Calif./Vanden HS
3	Malina Nawahine	G	5-10	RS JR	2L	Springville, Utah/Springville HS
5	Megan Huff	F	6-3	RS JR	TR	Federal Way, Wash./Todd Beam HS/Hawai'i
10	Megan Jacobs	G	6-1	FR	HS	Las Vegas Nev./Bishop Gorman HS
11	Erika Bean	F	5-8	SO	1L	Sacramento Calif./Bradshaw Christian HS
12	Emily Potter	F	6-6	RS JR	2L	Winnipeg, Manitoba/Glenlawn Collegiate HS
14	Paige Crozon	G	6-1	SR	3L	Humboldt, Saskatchewan/Humboldt Coll. Inst.
21	Wendy Anae	F	6-3	RS JR	1L	San Diego, Calif./Cathedral Catholic HS
23	Daneesha Provo	G	6-0	RS SO	TR	Dartmouth, Nova Scotia/Clemson
24	Tilar Clark	G	5-10	JR	2L	Idaho Falls, Idaho/Salt Lake CC
32	Tanaeya Bocclair	G	6-0	JR	2L	San Antonio, Texas/Brennan HS
33	Joeseta Fatuesi	F	6-4	JR	2L	Santa Clara, Calif./Wilcox HS

Head Coach: Lynn Roberts (Seattle Pacific 1997), 2nd year

Assistant Coach: Gavin Petersen (Hawai'i Pacific 1999), 2nd year

Assistant Coach: Danielle Snelgro (Utah State 2009) 2nd year

Assistant Coach: Wesley Brooks (West Virginia 2004), 2nd year

Letterwinners R/L: 7/6

Starters returning in bold



LYNNE ROBERTS

Head Coach • 2nd Year at Utah

Alma Mater: Seattle Pacific, 2001

8-10 (.444) at Utah • Overall: 239-192 (.555, 14 Years)

Took over the Utah helm after a nine-year stint at Pacific ... Voted 2014-15 West Coast Conference Co-Coach of the Year after leading the Tigers to a 20-win season and third place in the WCC ... Champions an up-tempo type of game, her teams have averaged 71.2 points per game. ... Led the Tigers to postseason appearances the last four seasons, a program-long streak ... Inherited a Pacific squad that won just 11 games combined the previous two seasons before she arrived and won the Big West in 2013 ... Spent four seasons at Division II Chico State, winning the CAA twice.

ROBERTS' RECORD

Year	School	Overall	Conf.	Place/Conf	Year	School	Overall	Conf.	Place/Conf
02-03	Chico State	17-10	15-7	T2/CCAA	14-15	Pacific	21-10	13-3	T3/WCC
03-04	Chico State	17-11	13-9	T4/CCAA	15-16	Utah	18-15	8-10	7/Pac-12
04-05	Chico State	24-8	16-4	1/CCAA	UTAH Total 18-15 8-10				
05-06	Chico State	28-4	18-2	1/CCAA	Div. I Only (10 yrs) 197-115 108-56				
06-07	Pacific	22-8	12-2	8/BWC	Career Total (14 yrs) 239-192 146-102				
07-08	Pacific	14-16	9-7	4/BWC					
08-09	Pacific	14-16	8-8	4/BWC					
09-10	Pacific	23-6	12-4	8/BWC					
10-11	Pacific	22-9	11-5	7/BWC					
11-12	Pacific	18-14	9-7	T3/BWC					
12-13	Pacific	27-8	14-4	1/BWC					
13-14	Pacific	18-13	12-6	3/WCC					

2016-17 SCHEDULE

Day	Date	Opponent	TV	Time
Sat.	N12	Montana State		2 p.m.
Tue	N15	at Fresno State		8 p.m.
Sat.	N19	Utah Valley		TBD
Fri-Sun	N25-26	at Hilton Concord Thanksgiving Classic, <i>Moraga, Calif.</i>		
Fri.	N25	vs. Charlotte		1 p.m.
Sat.	N26	at Saint Mary's (Calif.)		3 p.m.
Wed.	N30	Southern Utah		7 p.m.
Sat.	D3	Utah State		2 p.m.
Tue	D6	at Nevada		7:30 p.m.
Sat.	D10	BYU	PAC12	5:30 p.m.
Sat.	D17	Weber State		1 p.m.
Wed.	D21	Northern Arizona		2 p.m.
Fri.	D30	at UCLA *		8 p.m.
Sun.	J1	at USC *		1 P.M.
Fri.	J6	Arizona State *	PAC12	7 p.m.
Sun.	J8	Arizona *	PAC12	12 p.m.
Fri.	J13	Stanford *	PAC12	6 p.m.
Sun.	J15	California *	PAC12	12 p.m.
Fri.	J20	at Oregon State *	PAC12	9 p.m.
Sun.	J22	at Oregon *	PAC12	2 p.m.
Wed.	J25	at Colorado *	PAC12	7 p.m.
Sat.	J28	Colorado *	PAC12	12:30 p.m.
Fri.	F3	Washington *	PAC12	8 p.m.
Sun.	F5	Washington State *		2 p.m.
Fri.	F10	at California *	PAC12	7 p.m.
Sun.	F12	at Stanford *	PAC12	2 p.m.
Fri.	F17	Oregon *	PAC12	6 p.m.
Sun.	F19	Oregon State *	PAC12	2 p.m.
Thu.	F23	at Washington State *	PAC12	7 p.m.
Sat.	F25	at Washington *		3 p.m.
Thu.-Sun.	M2-5	Pac-12 Tournament, Seattle, Wash.		

* Pac-12 Conference game.
 PAC12 indicates game televised on the Pac-12 Networks.
 All times Mountain Standard Time & subject to change.

2015-16 RESULTS

Date	Opponent	Score	Hi Pts	Hi Reb
11/13	SOUTH DAKOTA	W, 66-59	(18)Nawahine	(13)Potter
11/17	LAMAR	W, 71-67	(18)Potter	(8)Potter/Crozon
11/20	GEORGE MASON	W, 74-62	(25)Potter	(18)Potter
11/26	vs Oklahoma	L, 55-70	(15)Potter	(6)Potter/Bocclair
11/27	vs Boston College	L, 52-75	(11)Bean	(9)Potter
12/3	CSUN	W, 97-56	(17)Potter/Crozon	(13)Crozon
12/9	CREIGHTON	W, 74-58	(28)Potter	(19)Potter
12/12	at BYU	L, 59-73	(24)Potter	(17)Potter
12/19	FRESNO STATE	W, 78-63	(23)Crozon	(10)Potter/Crozon
12/22	at Utah State	W, 64-61	(18)Crozon	(13)Potter
12/29	UC DAVIS	W, 88-58	(22)Potter	(13)Potter
1/2	WASHINGTON STATE*	W, 73-71	(15)Crozon	(18)Potter
1/4	WASHINGTON*	W, 88-83	(24)Crozon	(10)Potter
1/8	at Stanford*	L, 52-72	(16)Crozon	(6)Rodriguez
1/10	at California*	W, 84-79	(22)Kuklok	(9)Potter
1/15	at Arizona*	W, 60-55	(14)Potter	(12)Potter
1/17	at Arizona State*	L, 60-80	(20)Crozon	(16)Crozon
1/22	OREGON STATE*	L, 53-62	(17)Potter	(14)Potter
1/24	OREGON*	L, 65-77	(22)Potter	(10)Potter
1/29	USC*	L, 59-70	(14)Nawahine	(8)Bocclair
1/31	UCLA*	L, 63-69	(16)Potter	(13)Potter
2/4	COLORADO*	W, 71-55	(19)Rodriguez	(8)Fatuses/Potter
2/7	at Colorado*	W, 76-68	(13)Potter	(8)Crozon
2/12	at Oregon*	L, 58-69	(23)Potter	(12)Crozon
2/14	at Oregon State*	L, 53-72	(16)Crozon	(9)Crozon
2/19	CALIFORNIA*	W, 72-66	(20)Nawahine	(8)Potter
2/21	STANFORD*	L, 54-72	(15)Crozon	(10)Crozon/Potter
2/25	at Washington*	L, 60-73	(17)Potter	(11)Potter
2/27	at Washington State*	W, 75-69	(28)Crozon/Rodriguez	(16)Crozon
3/3	CALIFORNIA ^{P12}	LOT, 63-66	(14)Nawahine/Crozon/Potter	(8)Crozon
3/18	MONTANA STATE ^{WNIT}	W, 95-61	(20)Crozon	(14)Potter
3/21	at Gonzaga ^{WNIT}	W, 92-77	(22)Crozon	(13)Potter
3/23	at Oregon ^{WNIT}	L, 63-73	(21)Potter	(13)Potter

P12 indicates Pac-12 Tournament game.
 WNIT indicates WNIT game.

2015-16 UTAH STATISTICS

Overall: Overall: 18-15, Pac-12: 8-10/7th • Home: 12-6 • Away: 6-7 • Neutral: 0-2

#	PLAYER	G-GS	MIN-AVG	FG-FGA	FG%	3P-ATT	3P%	FT-FTA	FT%	OFF	DEF	TOT	AVG	PF-D	AST	TO	BLK	STL	PTS-AVG
12	Potter, Emily	33-33	886-26.8	199-400	.498	0-2	.000	101-149	.678	100	237	337	10.2	124-9	34	93	83	15	499-15.1
	Conference-Only	18-18	470-26.1	96-219	.438	0-1	.000	48-66	.727	55	105	160	8.9	67-4	19	47	47	9	240-13.3
14	Crozon, Paige	33-33	1131-34.3	137-346	.396	56-153	.366	103-120	.858	69	201	270	8.2	72-0	42	77	16	31	433-13.1
	Conference-Only	18-18	653-36.3	74-210	.352	27-83	.325	65-78	.833	42	110	152	8.4	38-0	23	48	10	16	240-13.3
22	Rodriguez, Danielle	33-33	1045-31.7	123-285	.432	10-49	.204	62-88	.705	29	90	119	3.6	82-2	136	82	13	44	318-9.6
	Conference-Only	18-18	589-32.7	74-176	.420	5-22	.227	33-49	.673	18	48	66	3.7	41-0	78	49	10	23	186-10.3
03	Nawahine, Malia	33-33	996-30.2	103-297	.347	35-114	.307	59-79	.747	53	60	113	3.4	76-1	67	76	6	27	300-9.1
	Conference-Only	18-18	562-31.2	61-175	.349	19-60	.317	25-36	.694	29	35	64	3.6	49-1	38	47	3	22	166-9.2
32	Bocclair, Tanaeya	33-33	916-27.8	90-267	.337	9-50	.180	52-72	.722	56	101	157	4.8	66-1	65	87	6	18	241-7.3
	Conference-Only	18-18	491-27.3	46-128	.359	4-19	.211	24-35	.686	31	59	90	5.0	41-1	19	46	4	10	120-6.7
20	Kuklok, Katie	33-0	617-18.7	67-157	.427	57-133	.429	27-31	.871	10	45	55	1.7	32-0	25	24	1	15	218-6.6
	Conference-Only	18-0	350-19.4	33-76	.434	29-63	.460	23-24	.958	3	25	28	1.6	18-0	12	16	1	7	118-6.6
33	Fatuses, Joeseta	33-0	419-12.7	61-115	.530	0-0	.000	24-39	.615	30	82	112	3.4	65-0	17	35	11	11	146-4.4
	Conference-Only	18-0	243-13.5	34-66	.515	0-0	.000	13-21	.619	16	40	56	3.1	35-0	8	18	7	6	81-4.5
11	Bean, Erika	33-0	290-8.8	18-32	.563	0-2	.000	21-27	.778	8	30	38	1.2	19-0	36	45	3	10	57-1.7
	Conference-Only	18-0	139-7.7	6-14	.429	0-1	.000	2-3	.667	3	10	13	0.7	7-0	16	23	1	2	14-0.8
01	Bowie, Gabrielle	23-0	123-5.3	11-36	.306	3-16	.188	2-2	1.000	3	9	12	0.5	21-1	8	7	0	5	27-1.2
	Conference-Only	12-0	43-3.6	1-9	.111	1-5	.200	0-0	.000	1	3	4	0.3	5-0	1	3	0	1	3-0.3
13	Owens, Devri	26-0	195-7.5	8-36	.222	6-32	.188	3-4	.750	2	24	26	1.0	17-0	14	13	1	5	25-1.0
	Conference-Only	12-0	58-4.8	3-17	.176	2-14	.143	0-0	.000	2	6	8	0.7	7-0	1	3	0	1	8-0.7
00	Porter, Jordanna	5-0	8-1.6	1-3	.333	1-2	.500	0-0	.000	1	0	1	0.2	2-0	0	0	0	0	3-0.6
	Conference-Only	2-0	2-1.0	0-0	.000	0-0	.000	0-0	.000	0	0	0	0.0	0-0	0	0	0	0	0-0.0
TM	TEAM									68	91	159	4.8	1	5				
	Conference-Only									50	55	105	5.8	1	2				
	Total	33		818-1974	.414	177-553	.320	454-611	.743	429	970	1399	42.4	577-14	444	544	140	181	2267-68.7
	Conference-Only	18		428-1090	.393	87-268	.325	233-312	.747	250	496	746	41.4	309-6	215	302	83	97	1176-65.3
	Opponents	33		810-2099	.386	183-556	.329	438-602	.728	387	798	1185	35.9	578-0	465	386	159	281	2241-67.9
	Conference-Only	18		467-1142	.409	90-279	.323	238-321	.741	212	454	666	37.0	305-5	253	211	109	168	1262-70.1

QUICK FACTS

Location Seattle, Wash.
 Founded 1861
 Enrollment 31,474
 Colors Purple & Gold
 Home Court Alaska Airlines (10,000)
 Press Row Phone (206) 543-2230
 President Ana Mari Cauce
 Faculty Rep Frank Hodge
 Athletic Director Jennifer Cohen
 Senior Assoc. AD/SWA Stephanie Rempe
 Head Coach Mike Neighbors
 Communications Dir. Jeff Bechtold
 Asst. Dir./WBB SID Traci Bode
 Office/Fax (206) 543-2230/543-5000
 Cell (712) 899-4133
 Email tbode10@uw.edu
 Website www.gohuskies.com
 All-Time Record 772-456
 First Year 1974-75
 Pac-12 Record 320-220
 Pac-12 Tournament 9-15
 NCAA Record 19-18
 WNIT Record 11-6
 WBI Record 1-1

TEAM OUTLOOK

- The more the season went on, the more formidable the Huskies became. An understatement considering where they ended up. UW advanced to its first-ever NCAA Women's Final Four last year, after placing fifth in the Pac-12.
- Head coach **Mike Neighbors** returns most of the components from last season, losing just two letterwinners. At the top of the list of returnees is senior **Kelsey Plum**, the Huskies' first All-American in 15 years. A prolific scorer, she is on pace to break the Pac-12 all-time scoring record after scoring nearly 1,000 points in her junior year alone. Plum has averaged over 20.0 ppg every season at UW, but most impressively is her ability to get to the free throw line, already having decisively broken the league's mark for most career free throws made with another year to go. She is also a national player of the year candidate.
- Senior **Chantel Osahor** had a coming-out part, of sorts, during the NCAA Tournament last year. Many took notice of not only rebounding ability which saw her average over 10.0 rpg, but also her fearlessness from long-range that can put a game away or stop a run. Though her talents were no secret to her teammates.
- With her height, redshirt senior **Katie Collier** has become an imposing figure in the paint as one of the top shot blockers in the Conference.
- The Huskies welcome back guard **Brianna Ruiz**, who was injured in mid-January last year and was out for the rest of the season. Ruiz is another offensive threat, having improved her all-around game last season. But time will tell how she bounces back from injury.
- The Huskies lost a key component to the team in Talia Walton who was a big reason UW reached the Final Four. But experience and the addition of five newcomers should help make up for that.

2016-17 WASHINGTON ROSTER

No.	Name	POS	HT	YR	EXP	Hometown/High School (Last School)
0	Chantel Osahor	F/C	6-2	SR	3V	Phoenix, Ariz./St. Mary's HS
1	Hannah Johnson	F	6-1	RS SO	1V	Los Angeles, Calif./Bishop Alemany HS
2	Aarion McDonald	G	5-7	FR	HS	Tracy, Calif./Brookside Christian HS
3	Mai-Loni Henson	F	6-1	FR	HS	Temecula, Calif./La Jolla Country Day
4	Amber Melgoza	G	5-10	FR	HS	Santa Barbara, Calif./Santa Barbara HS
5	Natalie Romeo	G	5-7	JR	TR	Martinez, Calif./Nebraska
10	Kelsey Plum	G	5-8	SR	3V	Poway, Calif./La Jolly Country Day HS
13	Katie Collier	F/C	6-3	RS SR	3V	Covington, Wash./Seattle Christian HS
14	Heather Corral	G/F	6-1	RS SR	2V	Vancouver, Wash./Prairie HS
20	Kelli Kingma	G	5-8	JR	2V	Mill Creek, Wash./Henry M. Jackson HS
23	Brianna Ruiz	G	5-10	RS JR	2V	Sacramento, Calif./Del Oro HS
24	Jenna Moser	G	5-6	JR	HS	Colton, Wash./Colton
32	Gigi Garcia	F	6-2	FR	HS	Sacramento, Calif./C.K. McClatchy HS
34	Deja Strother	C	6-5	SO	1V	Kenmore, Wash./Inglemoor HS
42	Mackenzie Wieburg	G	5-9	JR	2V	Sammamish, Wash./Issaquah HS

Head Coach: Mike Neighbors (Arkansas 1993), 4th year
Assistant Coach: Morgan Valley (Connecticut 2004), 2nd year
Assistant Coach: Todd Schaefer (Thomas More 1995), 1st year
Assistant Coach: Jasmine Lister (Vanderbilt 2014), 1st year

Letterwinners R/L: 9/2
Starters returning in bold

YEAR-BY-YEAR RECORD

(since 1981-82)

Year	Conf.	Place	Overall	Postseason
81-82	0-4	3	16-10	
82-83	7-5	4	15-12	
83-84	8-4	4	17-8	
84-85	11-0	1	26-2	
85-86	10-2	1	24-6	
86-87	14-4	2	23-7	NCAA 2nd
87-88	16-2	1	25-5	NCAA 2nd
88-89	15-3	2	23-10	NCAA 2nd
89-90	17-1	T1	28-3	NCAA E8
90-91	15-3	2	24-5	NCAA 2nd
91-92	9-9	6	17-11	
92-93	11-7	3	17-12	NCAA 2nd
93-94	12-6	4	21-8	NCAA 2nd
94-95	13-5	2	25-9	NCAA S16
95-96	10-8	T3	16-13	
96-97	12-6	T4	17-11	NCAA 1st
97-98	9-9	T5	18-10	NCAA 1st
98-99	11-7	5	16-13	WNIT 2nd
99-00	4-14	9	8-22	
00-01	12-6	T1	22-10	NCAA E8
01-02	12-6	T2	19-12	WNIT QF
02-03	13-5	T2	22-8	NCAA 1st
03-04	9-9	6	18-13	WNIT 2nd
04-05	9-9	7	14-16	
05-06	11-7	T4	19-11	NCAA 2nd
06-07	11-7	4	18-13	NCAA 1st
07-08	8-10	6	13-18	
08-09	3-15	10	8-22	
09-10	7-11	T6	13-18	WBI 2nd
10-11	6-12	T7	11-17	
11-12	8-10	T7	20-14	WNIT QF
12-13	11-7	5	21-12	WNIT 2nd
13-14	10-8	6	20-14	WNIT QF
14-15	11-7	5	23-10	NCAA 1st
15-16	11-7	5	26-11	NCAA FF

NWBL member from 1977-1982
 NorPac Conference member from 1982-1986
 Pac-12 member since 1986

SERIES RECORDS

Arizona	40-21
Arizona State	29-32
California	45-21
Colorado	10-8
Oregon	48-44
Oregon State	54-36
Stanford	17-46
UCLA	31-29
USC	35-28
Utah	11-9
Washington State	69-13

MIKE NEIGHBORS

Head Coach • 4th Year at Washington

Alma Mater: Arkansas, 1993

69-35 (.663) at Washington • Overall: 69-35 (.663, 2 years)



Led the Huskies to the program's first-ever NCAA Final Four in 2016 after getting the team to the NCAA Tournament in 2015 for the first time in eight years ... promoted to head coach on April 21, 2013 after previously serving as the top assistant for two seasons at Washington ... Arrived at UW after serving as an assistant at Xavier, Colorado and Arkansas ... 10 of his players have been drafted in the WNBA ... The Huskies are coming off five-consecutive 20-win seasons, a feat they have not accomplished since the 1985-1991 seasons.

NEIGHBORS' RECORD

Year	School	Overall	Conf.	Place/Conf
13-14	Washington	20-14	10-8	6/Pac-12
14-15	Washington	23-10	11-7	5/Pac-12
15-16	Washington	26-11	11-7	5/Pac-12
WASH Total (3 yrs)		69-35	32-22	
Career Total (3 yrs)		69-35	32-22	

2016-17 SCHEDULE

Day	Date	Opponent	TV	Time
Fri	N11	Eastern Washington (Preseason WNIT)		7 p.m.
Mon	N14	TBD (Preseason WNIT)		7 p.m.
Tue	N22	Idaho		5 p.m.
Sat	N26	at Seattle		4 p.m.
Sun	N27	at Portland		2 p.m.
Thu	D1	at Grand Canyon		6 p.m.
Sun	D4	Fresno State		2 p.m.
Wed	D7	CSUN		7 p.m.
Sun	D11	Boise State		2 p.m.
Sun	D18	Savannah State		2 p.m.
Thu	D22	at BYU		1 p.m.
Tue	D27	Washington State *	PAC12	7 p.m.
Fri	D30	at Oregon *		3 p.m.
Sun	J1	at Oregon State *	PAC12	12 p.m.
Fri	J6	USC *	PAC12	8 p.m.
Sun	J8	UCLA *	ESPN2	2 p.m.
Fri	J13	at Arizona *	PAC12	6 p.m.
Sun	J15	at Arizona State *	PAC12	5 p.m.
Sun	J22	at Washington State *	PAC12	1 p.m.
Fri	J27	California *	PAC12	6 p.m.
Sun	J29	Stanford *	PAC12	5 p.m.
Fri	F3	at Utah *	PAC12	7 p.m.
Sun	F5	at Colorado *	PAC12	11 a.m.
Fri	F10	Arizona *	PAC12	8 p.m.
Sun	F12	Arizona State *	PAC12	5 p.m.
Fri	F17	at UCLA *	PAC12	8 p.m.
Sun	F19	at USC *	PAC12	3 p.m.
Thu	F23	Colorado *	PAC12	8 p.m.
Sat	F25	Utah *		2 p.m.
Thu-Sun	M2-5	Pac-12 Tournament, Seattle, Wash.		

* Pac-12 Conference game.
 PAC12 indicates game televised on the Pac-12 Networks.
 All times Pacific Standard Time & subject to change.

2015-16 RESULTS

Date	Opponent	Score	Hi Pts	Hi Reb
11/14	SANTA CLARA	W, 100-55	(33)Walton	(9)Walton
11/18	SEATTLE U	W, 96-55	(26)Plum	(20)Osahor
11/20	at Fresno State	W, 89-79	(32)Plum	(9)Osahor
11/23	SAN DIEGO STATE	W, 80-51	(32)Plum	(8)Osahor
11/27	vs Syracuse	L, 62-66	(22)Walton	(11)Walton
11/28	vs Texas Tech	W, 77-73	(34)Plum	(11)Walton
12/2/	PORTLAND	W, 83-65	(29)Plum	(12)Osahor
12/6/	OKLAHOMA	L, 68-71	(30)Plum	(13)Osahor
12/12	at South Dakota	W, 77-64	(29)Walton	(11)Walton
12/18	UC RIVERSIDE	W, 78-43	(27)Plum	(13)Osahor/Walton
12/21	WEBER STATE	W, 69-56	(25)Plum	(13)Osahor
12/29	at Washington State*	W, 79-64	(33)Plum	(7)Ruiz/Osahor
1/2	at Colorado*	W, 76-74	(24)Osahor/Walton	(11)Osahor
1/4	at Utah*	L, 83-88	(35)Plum	(12)Walton
1/8	ARIZONA STATE*	L, 61-68	(21)Plum	(5)Gilling/Osahor/Plum
1/10	ARIZONA*	W, 63-47	(26)Plum	(19)Osahor
1/15	UCLA*	W, 64-56	(23)Plum	(12)Osahor
1/17	USC*	W, 69-60	(32)Plum	(11)Osahor
1/23	WASHINGTON STATE*	W, 69-63	(24)Plum	(12)Osahor
1/29	at Stanford*	L, 53-69	(23)Plum	(9)Osahor
1/31	at California*	W, 75-65	(28)Plum	(10)Osahor
2/5	OREGON STATE*	L, 53-61	(30)Plum	(8)Osahor
2/7	OREGON*	L, 63-75	(26)Plum	(10)Osahor
2/12	at USC*	W, 61-53	(22)Plum	(16)Osahor
2/14	at UCLA*	L, 59-63	(32)Plum	(16)Osahor
2/19	at Arizona*	W, 74-52	(22)Plum	(11)Osahor
2/21	at Arizona State*	L, 57-77	(25)Plum	(8)Collier
2/25	UTAH*	W, 73-60	(26)Plum	(14)Osahor
2/27	COLORADO*	W, 68-47	(18)Plum	(9)Walton
3/3	vs Colorado*	W, 67-51	(27)Plum	(18)Osahor
3/4	vs Stanford ^{P12}	W, 73-65	(29)Plum	(16)Osahor
3/5	vs Oregon State ^{P12}	L, 55-57	(18)Osahor	(8)Osahor/Plum
3/19	vs Pennsylvania ^{NCAA}	W, 65-53	(24)Plum	(10)Osahor
3/21	at Maryland ^{NCAA}	W, 74-65	(32)Plum	(15)Osahor
3/25	vs Kentucky ^{NCAA}	W, 85-72	(30)Walton	(17)Osahor
3/27	vs Stanford ^{NCAA}	W, 85-76	(26)Plum	(18)Osahor
4/3	vs Syracuse ^{NCAA}	L, 59-80	(29)Walton	(14)Osahor

P12 indicates Pac-12 Tournament game.
 NCAA indicates NCAA Tournament game.

2015-16 WASHINGTON STATISTICS

Overall: Overall: 26-11, Pac-12: 11-7/5th • Home: 12-4 • Away: 8-4 • Neutral: 6-3

#	PLAYER	G-GS	MIN-AVG	FG-FGA	FG%	3P-ATT	3P%	FT-FTA	FT%	OFF	DEF	TOT	AVG	PF-D	AST	TO	BLK	STL	PTS-AVG
10	Plum, Kelsey	37-37	1414-38.2	308-760	.405	78-234	.333	266-299	.890	19	118	137	3.7	76-0	154	159	8	60	960-25.9
	Conference-Only	18-18	701-38.9	144-375	.384	40-106	.377	136-153	.889	7	47	54	3.0	33-0	66	80	2	29	464-25.8
03	Walton, Talia	37-37	1367-36.9	238-558	.427	86-238	.361	49-75	.653	37	201	238	6.4	60-1	58	73	28	77	611-16.5
	Conference-Only	18-18	676-37.6	100-267	.375	33-113	.292	18-32	.563	15	90	105	5.8	32-1	26	39	9	39	251-13.9
00	Osahor, Chantel	37-37	1180-31.9	127-267	.476	40-114	.351	78-96	.813	73	344	417	11.3	108-5	126	74	26	42	372-10.1
	Conference-Only	18-18	589-32.7	62-126	.492	19-55	.345	40-50	.800	30	153	183	10.2	49-3	62	44	14	26	183-10.2
13	Collier, Katie	37-37	1021-27.6	87-188	.463	0-0	.000	49-77	.636	74	129	203	5.5	84-1	19	39	41	15	223-6.0
	Conference-Only	18-18	509-28.3	38-81	.469	0-0	.000	18-24	.750	35	69	104	5.8	42-1	9	19	19	8	94-5.2
23	Ruiz, Brianna	16-15	480-30.0	31-121	.256	19-77	.247	9-12	.750	10	35	45	2.8	32-0	20	18	12	15	90-5.6
	Conference-Only	5-5	148-29.6	8-28	.286	4-18	.222	0-0	.000	2	13	15	3.0	7-0	6	7	5	4	20-4.0
22	Atchley, Alexus	37-22	1012-27.4	66-168	.393	35-88	.398	16-24	.667	44	69	113	3.1	69-0	44	51	5	27	183-4.9
	Conference-Only	18-13	566-31.4	38-100	.380	23-56	.411	11-17	.647	25	40	65	3.6	35-0	23	26	0	15	110-6.1
15	Lark, Khalia	6-0	83-13.8	5-15	.333	2-7	.286	5-11	.455	2	11	13	2.2	3-0	2	7	0	1	17-2.8
	Conference-Only	0-0	0-0	0-0	.000	0-0	.000	0-0	.000	0	0	0	0.0	0-0	0	0	0	0	0-0.0
11	Gilling, Mathilde	37-0	434-11.7	34-60	.567	1-6	.167	25-36	.694	25	43	68	1.8	26-0	7	9	8	12	94-2.5
	Conference-Only	18-0	238-13.2	16-29	.552	1-4	.250	15-20	.750	10	21	31	1.7	14-0	4	5	6	7	48-2.7
34	Strother, Deja	20-0	96-4.8	12-34	.353	0-1	.000	15-24	.625	13	23	36	1.8	24-0	4	15	8	4	39-2.0
	Conference-Only	8-0	26-3.3	2-6	.333	0-1	.000	5-7	.714	4	5	9	1.1	10-0	1	6	1	1	9-1.1
20	Kingma, Kelli	26-0	230-8.8	13-40	.325	10-29	.345	8-10	.800	4	10	14	0.5	12-0	3	13	0	11	44-1.7
	Conference-Only	15-0	125-8.3	6-18	.333	4-12	.333	5-6	.833	1	7	8	0.5	7-0	1	8	0	5	21-1.4
42	Wieburg, Mackenzie	15-0	37-2.5	3-7	.429	0-2	.000	0-0	.000	0	1	1	0.1	3-0	0	2	0	2	6-0.4
	Conference-Only	6-0	9-1.5	0-2	.000	0-0	.000	0-0	.000	0	0	0	0.0	1-0	0	1	0	0	0-0.0
01	Johnson, Hannah	16-0	41-2.6	1-11	.091	0-0	.000	1-2	.500	6	3	9	0.6	5-0	1	2	0	1	3-0.2
	Conference-Only	7-0	10-1.4	0-0	.000	0-0	.000	0-0	.000	0	2	2	0.3	0-0	0	0	0	0	0-0.0
24	Moser, Jenna	5-0	5-1.0	0-0	.000	0-0	.000	0-2	.000	0	0	0	0.0	0-0	0	0	0	0	0-0.0
	Conference-Only	2-0	3-1.5	0-0	.000	0-0	.000	0-2	.000	0	0	0	0.0	0-0	0	0	0	0	0-0.0
TM	TEAM																		
	Conference-Only																		
Total		37		925-2229	.415	271-796	.340	521-668	.780	360	1077	1437	38.8	505-7	438	470	136	267	2642-71.4
	Conference-Only	18		414-1032	.401	124-365	.340	248-311	.797	153	495	648	36.0	233-5	198	239	56	134	1200-66.7
Opponents		37		878-2392	.367	275-886	.310	308-430	.716	446	985	1431	38.7	627-0	512	511	114	217	2339-63.2
	Conference-Only	18		432-1145	.377	127-411	.309	151-209	.722	221	485	706	39.2	301-6	260	247	58	104	1142-63.4

QUICK FACTS

Location Pullman, Wash.
Founded 1890
Enrollment 19,446
Colors Crimson & Gray
Home Court Beasley Coliseum (11,671)
Press Row Phone (509) 335-2684
Interim President Daniel J. Bernardo
Faculty Rep Ken Casavant
Director of Athletics Bill Moos
Associate AD/SWA Anne McCoy
Head Coach June Daugherty
Sports Information Director Bill Stevens
Asst. Dir./WBB SID Jim Crawford
Office/Fax (509) 335-5785/335-0267
Cell (951) 452-6129
Email j.crawford@wsu.edu
Website www.wsucougars.com
All-Time Record 498-732
First Year 1970-71
Pac-12 Record 138-404
Pac-12 Tournament 3-13
NCAA Record 0-1
WNIT Record 0-2

TEAM OUTLOOK

- Sophomore **Borislava Hristova** came in as a freshman last year and played like a veteran, averaging 16.3 points per game, which ranked sixth in the Pac-12. She was also one of the top-10 scoring freshman in the country, ranking eight overall. Hristova is expected to be the anchor to the offense again this season.
- The Cougars are again a young squad with just one senior on the team this season. Head coach Junr Daugherty added another strong class of recruit, with five freshmen joining the team. Among the class of new recruits is **Chanelle Molina**, a three-time Gatorade Player of the Year from Hawai'i and a top-40 player.
- Molina will boost the Washington State offense that ranked ninth overall in scoring in the Conference. Molina is an exciting passer and a good decision maker. She is also a scoring threat and likes to score. Her presence on the floor could open things up even more for Hristova. Molina will also help to fill a void that was left behind by the graduation of Dawnyelle Awa who was third in the Pac-12 in assist-to-turnover ratio, while also ranking in the top 15 in steals.
- Juniors **Louise Brown** and **Caila Hailey** also return this season. The duo were regular starters, doing a solid job in their roles. But each will have to step up to give WSU the needed boost to move up in the league standings.
- Redshirt sophomore **Nike McClure** did a solid job of clogging up the paint in her collegiate debut. She ranked in the top 15 in the Pac-12 in blocked shots. She will need to continue in that role if the Cougars are going to make much-needed improvements on defense, as well.
- Head coach **June Daugherty** will need to integrate a large recruiting class quickly and contend with the youth on the squad if the Cougs are going to make improvement.

YEAR-BY-YEAR RECORD

(since 1981-82)

Year	Conf.	Place	Overall	Postseason
81-82	8-7	T2	15-14	
82-83	1-11	9	5-22	
83-84	2-10	T8	7-18	
84-85	3-8	6	9-17	
85-86	4-8	5	11-17	
86-87	2-16	10	10-18	
87-88	6-12	T6	11-17	
88-89	6-12	T8	13-15	
89-90	9-9	T4	17-11	
90-91	10-8	T4	18-11	NCAA 1st
91-92	5-13	8	12-15	
92-93	3-15	T9	7-20	
93-94	3-15	8	8-19	
94-95	9-9	6	16-11	
95-96	8-10	T6	17-12	
96-97	4-14	8	10-17	
97-98	6-12	T7	12-15	
98-99	5-13	8	11-16	
99-00	1-17	10	4-24	
00-01	6-12	9	11-17	
01-02	0-18	10	2-27	
02-03	1-17	10	2-26	
03-04	2-16	10	6-22	
04-05	2-16	9	6-22	
05-06	2-16	10	8-20	
06-07	1-17	10	5-24	
07-08	2-16	10	5-25	
08-09	4-14	T8	11-19	
09-10	2-16	9	8-22	
10-11	6-12	T7	8-23	
11-12	5-13	11	13-20	
12-13	6-12	8	11-20	
13-14	9-9	7	17-17	WNIT 1st
14-15	7-11	T7	17-15	WNIT 1st
15-16	5-13	9	14-16	

NWBL member from 1977-1982
 NorPac member from 1982-1986
 Pac-12 member since 1986

SERIES RECORDS

Arizona	27-33
Arizona State	18-42
California	22-43
Colorado	6-4
Oregon	18-63
Oregon State	30-52
Stanford	0-59
UCLA	7-52
USC	15-45
Utah	5-13
Washington	20-70

2016-17 WASHINGTON STATE ROSTER

No.	Name	POS	HT	YR	EXP	Hometown/High School (Last School)
1	Caila Hailey	G	5-10	JR	2V	Inglewood, Calif./Serra HS
2	Krystle Mckenzie	G	5-8	RS SO	1V	Gold Coast, Australia
4	Louise Brown	F	6-2	JR	2V	Melbourne, Austrlia
5	Kayla Washington	F	6-0	FR	HS	San Bernardino, Calif./Cajon HS
10	Johanna Muzet	G	6-0	FR	HS	Lyon, France/Lyon Basket
11	Chanelle Molina	G	5-9	FR	HS	Kailua Kona, Hawai'i/Konawaena HS
12	Cameron Fernandez	G	6-0	FR	HS	Makawao, Hawaii/Lahainaluna HS
15	Ivana Kmetovska	F	6-3	SR	3V	Skopje, Macedonia/Orece Nikolov
20	Maria Kostourkova	C	6-4	SO	1V	Lisbon, Portugal/E.S.P.J.A.L
21	Nike McClure	F	6-3	RS SO	1V	Tenini, Wash./W.F. West HS
22	Pinelopi Pavlopoulou	G	5-8	JR	2V	Athens, Greece/ACS Athens
23	Alexys Swedlund	G	5-11	SO	1V	Rapid City, S.D./St. Thomas More HS
41	Jovana Subasic	F	6-4	FR	HS	Sabac, Serbia
45	Borislava Hristova	F	6-0	SO	1V	Varna, Bulgaria, Georgi Benkovski

Head Coach: Charli Turner Thorne (Stanford 1988), 20th year
Associate Head Coach: Meg Sanders (Cal State Fullerton 1985), 14th year
Associate Head Coach: Amanda Levens (Arizona State 2002), 5th year
Assistant Coach: Jackie Moore (Armstrong State 1991), 5th year

Letterwinners R/L: 9/5
Starters returning in bold



JUNE DAUGHERTY

Head Coach • 10th Year at Washington State
Alma Mater: Ohio State, 1978
104-176 (.371) at Washington State • Overall: 418-390 (.517, 27 Years)

Entering her ninth season, she continues to lead the charge toward a new era in WSU women's basketball ... Led the Cougs to their first-ever back-to-back postseason appearances last year ... WSU won nine league games in 2014, the most since 1994-95, and its 17 overall wins the last two years were the most in program history since 1995-96 ... Spent 12 seasons at Washington where she posted nearly 200 victories and led the Huskies to six NCAA Tournament appearances.

DAUGHERTY'S RECORD

Year	School	Overall	Conf.	Place/Conf	Year	School	Overall	Conf.	Place/Conf	
89-90	Boise State	19-12	11-5	T2/Big Sky	04-05	Washington	14-16	9-9	7/Pac-10	
90-91	Boise State	11-16	8-8	5/Big Sky	05-06	Washington	19-11	11-7	T4/Pac-10	
91-92	Boise State	22-7	14-2	1/Big Sky	06-07	Washington	18-13	11-7	4/Pac-10	
92-93	Boise State	19-8	9-5	3/Big Sky	07-08	Washington State	5-25	2-16	10/Pac-10	
93-94	Boise State	23-6	12-2	T1/Big Sky	08-09	Washington State	11-19	4-14	T8/Pac-10	
94-95	Boise State	16-11	10-4	2/Big Sky	09-10	Washington State	8-22	3-15	9/Pac-10	
95-96	Boise State	12-15	9-5	2/Big Sky	10-11	Washington State	8-23	6-12	T7/Pac-10	
96-97	Washington	17-11	12-6	T4/Pac-10	11-12	Washington State	13-20	5-13	11/Pac-12	
97-98	Washington	18-10	9-9	5/Pac-10	12-13	Washington State	11-20	6-12	8/Pac-12	
98-99	Washington	16-13	11-7	5/Pac-10	13-14	Washington State	17-17	9-9	7/Pac-12	
99-00	Washington	8-22	4-14	9/Pac-10	14-15	Washington State	17-15	7-11	T7/Pac-12	
00-01	Washington	22-10	12-6	T1/Pac-10	15-16	Washington State	14-16	5-13	9/Pac-12	
01-02	Washington	19-12	12-6	T2/Pac-10						
02-03	Washington	22-8	13-5	T2/Pac-10						
03-04	Washington	18-13	9-9	6/Pac-10						
WSU Total (9 yrs)							104-176	47-115		
Career Total (27 yrs)							418-390	233-232		
							(161-197, 19 yrs in Pac-12)			

2016-17 SCHEDULE

Day	Date	Opponent	TV	Time
Fri	N11	Loyola Marymount		7 p.m.
Sun	N13	Saint Mary's (Calif.)		1 p.m.
Fri	N18	San Francisco		7 p.m.
Sun	N20	Oklahoma State	PAC12	12 p.m.
Fri-Sat	N25-26	at Southpoint Thanksgiving Shootout, Las Vegas, Nev.		
Fri	N25	vs. Nebraska		6 p.m.
Sat	N26	vs. Maryland		3:30 p.m.
Fri	D2	San Diego		7 p.m.
Sun	D4	Boise State		2 p.m.
Thu	D8	at Gonzaga		TBD
Sun	D18	at Saint Louis		12 p.m.
Wed	D21	at Kentucky		9 a.m.
Tue	D27	at Washington	PAC12	7 p.m.
Fri	D30	at Oregon State		TBD
Sun	J1	at Oregon		2 p.m.
Fri	J6	UCLA	PAC12	6 p.m.
Sun	J8	USC	PAC12	12 p.m.
Fri	J13	at Arizona State		10 a.m.
Sun	J15	at Arizona	PAC12	11 a.m.
Sun	J22	Washington	PAC12	1 p.m.
Fri	J27	Stanford	PAC12	8 p.m.
Sun	J29	California		12 p.m.
Fri	F3	at Colorado	PAC12	5 p.m.
Sun	F5	at Utah	PAC12	1 p.m.
Fri	F10	Arizona State		7 p.m.
Sun	F12	Arizona	PAC12	11 a.m.
Fri	F17	at USC	PAC12	6 p.m.
Sun	F19	at UCLA	PAC12	11 a.m.
Thu	F23	Utah	PAC12	6 p.m.
Sat	F25	Colorado		1 p.m.
Thu-Sun	M2-5	Pac-12 Tournament, Seattle, Wash.		

* Pac-12 Conference game.
PAC12 indicates game televised on the Pac-12 Networks.
All times Pacific Standard Time & subject to change.

2015-16 RESULTS

Date	Opponent	Score	Hi Pts	Hi Reb
11/13	UC SANTA BARBARA	W, 61-44	(15)Hristova	(8)Kostourkova
11/16	HAMPTON	W, 68-61	(20)Hristova	(6)Brown/Kostourkova
11/20	vs Nevada	W, 70-57	(23)Hristova	(7)Hristova
11/22	at Hawai'i	W, 62-52	(16)Hristova/Awa	(8)Brown
11/27	SAN JOSE STATE	W, 95-80	(30)Hristova	(12)Cooks
11/30	at Oklahoma State	L, 60-70	(22)Hristova	(5)Cooks/McClure
12/3	at Boise State	W, 57-52	(18)Hristova	(10)Cooks/Blanaru
12/6	at San Diego	W, 78-72	(21)Hristova	(5)Hristova
12/8	GONZAGA	W, 55-48	(17)Hristova	(7)Kostourkova
12/12	at St. Mary's (Calif.)	L, 71-75	(12)Hristova	(4)Hailey/Brown/Cooks
12/20	at Kansas	W, 66-53	(19)Awa	(6)Edmondson
12/29	WASHINGTON*	L, 64-79	(20)Cooks	(6)Kostourkova
1/2	at Utah*	L, 71-73	(23)Hristova	(5)McClure/Brown
1/4	at Colorado*	W, 74-66	(17)Kostourkova	(12)Cooks
1/8	ARIZONA*	W, 67-46	(15)Cooks	(9)Cooks
1/10	ARIZONA STATE*	L, 45-63	(10)Hristova	(6)Cooks
1/15	USC*	W, 73-61	(21)Hristova	(13)Brown
1/17	UCLA*	L, 73-75	(19)Hristova	(7)Kostourkova
1/23	at Washington*	L, 63-69	(13)Hristova	(8)Edmondson
1/29	at California*	L, 71-74	(16)Swedlund	(5)Hristova
1/31	at Stanford*	L, 52-69	(15)Cooks	(7)Cooks
2/5	OREGON*	L, 48-73	(19)Hristova	(4)Brown/Pavlopoulou
2/7	OREGON STATE*	L, 45-54	(22)Hristova	(4)Edmondson
				(4)Pavlopoulou/Kostourkova
2/12	at UCLA*	L, 61-73	(16)Hristova	(6)Cooks
2/14	at USC*	L, 62-64	(16)Awa	(6)Awa
2/19	at Arizona State*	L, 39-61	(9)Swedlund	(6)Cooks
2/21	at Arizona*	W, 62-61	(16)Hristova	(5)Kostourkova
2/25	COLORADO*	W, 83-70	(17)Hristova	(5)Pavlopoulou
				(5)Kostourkova
2/27	UTAH*	L, 69-75	(14)Hristova	(6)Hristova/Kostourkova
				(6)Edmondson
3/3	vs USC ^{P12}	L, 73-77	(24)Hristova	(5)Kostourkova

P12 indicates Pac-12 Tournament game.

2015-16 WASHINGTON STATE STATISTICS

Overall: Overall: 14-16, Pac-12: 5-13/9th • Home: 7-6 • Away: 6-9 • Neutral: 1-1

#	PLAYER	G-GS	MIN-AVG	FG-FGA	FG%	3P-ATT	3P%	FT-FTA	FT%	OFF	DEF	TOT	AVG	PF-D	AST	TO	BLK	STL	PTS-AVG
45	Hristova, Borislava	30-29	790-26.3	200-441	.454	31-108	.287	59-67	.881	31	71	102	3.4	67-2	46	71	6	41	490-16.3
	Conference-Only...	18-17	472-26.2	111-271	.410	14-62	.226	30-32	.938	12	45	57	3.2	37-1	25	42	5	27	266-14.8
34	Cooks, Mariah	30-5	547-18.2	71-187	.380	22-75	.293	40-55	.727	35	94	129	4.3	65-0	21	37	5	27	204-6.8
	Conference-Only...	18-4	346-19.2	53-133	.398	21-63	.333	21-30	.700	16	60	76	4.2	36-0	13	24	1	18	148-8.2
12	Edmondson, Taylor	30-4	652-21.7	75-204	.368	30-93	.323	23-30	.767	26	73	99	3.3	17-0	48	37	3	16	203-6.8
	Conference-Only...	18-4	392-21.8	48-127	.378	20-57	.351	10-13	.769	16	40	56	3.1	8-0	24	26	1	8	126-7.0
11	Awa, Dawnyelle	30-30	660-22.0	64-143	.448	20-48	.417	35-42	.833	12	46	58	1.9	39-0	89	48	5	53	183-6.1
	Conference-Only...	18-18	388-21.6	29-77	.377	11-33	.333	18-21	.857	8	26	34	1.9	25-5	55	27	2	23	87-4.8
20	Kostourkova, Maria	30-8	577-19.2	73-165	.442	0-0	.000	19-42	.452	45	85	130	4.3	69-0	16	47	23	12	165-5.5
	Conference-Only...	18-7	356-19.8	49-102	.480	0-0	.000	10-25	.400	24	50	74	4.1	44-0	10	29	15	7	108-6.0
04	Brown, Louise	28-25	623-22.3	57-151	.377	25-69	.362	15-26	.577	32	80	112	4.0	57-0	31	45	19	39	154-5.5
	Conference-Only...	16-14	349-21.8	30-87	.345	11-39	.282	8-10	.800	18	46	64	4.0	31-0	24	22	7	19	79-4.9
23	Swedlund, Alexys	30-0	437-14.6	48-180	.267	32-126	.254	12-18	.667	10	17	27	0.9	41-0	19	35	0	18	140-4.7
	Conference-Only...	18-0	258-14.3	26-88	.295	16-63	.254	7-9	.778	3	6	9	0.5	24-0	15	20	0	8	75-4.2
22	Pavlopoulou, Pinelop	29-0	498-17.2	53-111	.477	10-22	.455	11-14	.786	14	42	56	1.9	37-0	55	40	2	29	127-4.4
	Conference-Only...	18-0	308-17.1	33-70	.471	6-14	.429	6-7	.857	7	30	37	2.1	15-0	35	26	0	15	78-4.3
01	Hailey, Caila	30-26	491-16.4	34-105	.324	2-11	.182	40-70	.571	33	47	80	2.7	59-0	40	34	4	36	110-3.7
	Conference-Only...	18-14	301-16.7	17-60	.283	1-5	.200	30-49	.612	23	32	55	3.1	40-0	25	18	1	27	65-3.6
24	Blanaru, Bianca	30-19	246-8.2	30-80	.375	0-0	.000	8-19	.421	30	33	63	2.1	49-0	7	48	22	11	68-2.3
	Conference-Only...	18-8	118-6.6	13-39	.333	0-0	.000	1-6	.167	16	7	23	1.3	32-0	3	23	7	6	27-1.5
22	Pavlopoulou, Pinelopi	1-0	15-15.0	1-3	.333	0-1	.000	0-0	.000	0	1	1	1.0	2-0	3	0	0	0	2-2.0
	Conference-Only...	0-0	0-0.0	0-0	.000	0-0	.000	0-0	.000	0	0	0	0.0	0-0	0	0	0	0	0-0.0
21	McClure, Nike	27-3	257-9.5	21-50	.420	0-0	.000	5-16	.313	16	39	55	2.0	56-2	6	27	25	17	47-1.7
	Conference-Only...	17-3	193-11.4	20-37	.541	0-0	.000	3-6	.500	11	23	34	2.0	44-2	6	18	14	11	43-2.5
15	Kmetovska, Ivana	23-0	121-5.3	13-31	.419	0-0	.000	8-13	.615	8	10	18	0.8	16-0	10	14	5	4	34-1.5
	Conference-Only...	12-0	44-3.7	2-5	.400	0-0	.000	5-8	.625	3	3	6	0.5	5-0	3	6	1	3	9-0.8
10	Williamson, Alexas	13-1	58-4.5	5-13	.385	0-1	.000	0-1	.000	3	3	6	0.5	3-0	2	2	0	1	10-0.8
	Conference-Only...	10-1	50-5.0	5-13	.385	0-1	.000	0-1	.000	3	2	5	0.5	2-0	2	1	0	1	10-1.0
02	McKenzie, Krystle	10-0	29-2.9	0-6	.000	0-5	.000	1-2	.500	0	1	1	0.1	0-0	0	0	1	1	1-0.1
	Conference-Only...	8-0	25-3.1	0-5	.000	0-5	.000	1-2	.500	0	1	1	0.1	0-0	0	0	0	1	1-0.1
TM	TEAM																		
	Conference-Only...									79	68	147	4.9	0					
	Total...	30		745-1870	.398	172-559	.308	276-415	.665	374	710	1084	36.1	577-4	393	494	120	305	1938-64.6
	Conference-Only...	18		436-1114	.391	100-342	.292	150-219	.685	212	399	611	33.9	343-3	240	289	54	174	1122-62.3
	Opponents...	30		695-1730	.402	162-486	.333	395-577	.685	406	811	1217	40.6	483-0	373	589	85	208	1947-64.9
	Conference-Only...	18		433-1012	.428	110-274	.401	230-333	.691	229	491	720	40.0	270-2	243	349	53	117	1206-67.0

2015-16 PAC-12 WOMEN'S BASKETBALL FINAL STANDINGS

	Conference					Overall					STREAK	LAST 5	TOP 10	TOP 25	
	W	L	PCT	H	A	W	L	PCT	H	A					N
Oregon State*^@	16	2	.889	9-0	7-2	32	5	.865	16-1	9-3	7-1	L1	4-1	1-2	5-5
Arizona State*%	16	2	.889	9-0	7-2	26	7	.788	14-3	11-2	1-2	L1	2-3	2-2	6-4
Stanford%	14	4	.778	8-1	6-3	27	8	.771	15-2	8-4	4-2	L1	3-2	2-2	5-5
UCLA%	14	4	.778	9-0	5-4	26	9	.743	15-1	8-5	3-3	L1	3-2	1-6	4-7
Washington@	11	7	.611	6-3	5-4	26	11	.703	12-4	7-4	5-2	L1	4-1	1-3	6-9
Oregon!	9	9	.500	5-4	4-5	24	11	.686	18-5	6-6	0-0	L1	4-1	0-1	2-7
Utah!	8	10	.444	4-5	4-5	18	15	.545	12-6	6-7	0-2	L1	3-2	0-3	1-7
USC	6	12	.333	4-3	2-7	19	13	.594	12-5	3-7	4-1	L1	1-4	0-5	1-6
Washington State	5	13	.278	3-6	2-7	14	16	.467	7-6	6-9	1-1	L2	2-3	0-2	1-6
California	4	14	.222	4-5	0-9	15	17	.469	10-6	3-9	2-2	L1	3-2	2-2	3-10
Arizona	3	15	.167	2-7	1-8	13	19	.406	8-7	4-9	1-3	L1	2-3	0-3	1-8
Colorado	2	16	.111	2-7	0-9	7	23	.233	7-9	0-13	0-1	L3	1-4	0-3	0-8

* Pac-12 regular-season champions; ^ Pac-12 Tournament Champion; @ NCAA Final Four participant; % NCAA Tournament participant; ! WNIT participant

The 2015-16 Pac-12 women's basketball historic season will be a memorable one, capped by two NCAA Women's Final Four teams, national recognition across the Conference and seven WNBA picks. Here is what Pac-12 teams accomplished this season:

- No. 1 RPI in the country by the Pac-12.
- 1 national freshman of the year, CALIFORNIA's Kristine Anigwe earning the honor from the USBWA.
- 2 NCAA Final Four teams for the first time in Pac-12 history, OREGON STATE and WASHINGTON making their first-ever appearances.
- 2 WBCA All-Americans in UW's Kelsey Plum and OSU's Jamie Weisner.
- 3 NCAA Elite 8 teams for the first time.
- 3 Pac-12 players named AP All-American and another three earning honorable mention.
- 4 NCAA Sweet 16 teams for the first time in Pac-12 history.
- 4 Pac-12 teams ranked in the final Associated Press poll, the most ever.
- 5 NCAA Tournament bids with Pac-12 teams going undefeated in the first round.
- 5 Pac-12 teams ranked in the final USA Today/WBCA poll.
- 5 Pac-12 players on the NCAA Tournament All-Lexington Region team.
- 7 WNBA Draft picks, the most since 2002.
- 8 three-pointers made by WASHINGTON's Talia Walton against Syracuse, setting a NCAA Final Four record.
- 9 NCAA Tournament wins after the first weekend, tying the Pac-12 record for most tournament wins in a season.
- 14 NCAA Tournament wins in 2016, a Pac-12 record.
- 20 postseason wins by Pac-12 teams, six coming in the WNIT
- 29th-consecutive year and 30th overall STANFORD has earned a NCAA Tournament bid.
- 425 career blocks by OSU's Ruth Hamblin, a Pac-12 record and ranked in the top 10 in NCAA history.
- 960 points scored by UW's Kelsey Plum, the most in the country
- 1,712 career rebounds by OREGON's Jillian Alleyne, setting the Pac-12 record, ranking third in NCAA history.



JOHN R. WOODEN
COACH OF THE YEAR
Charli Turner Thorne



PLAYER OF THE YEAR
Jamie Weisner
Oregon State



FRESHMAN OF THE YEAR
Kristine Anigwe
California



DEFENSIVE PLAYER OF THE YEAR
Ruth Hamblin
Oregon State

Oregon State claimed its first-ever Pac-12 Tournament title, sharing the regular-season crown with Arizona State. The league's coaches voted OSU's Jamie Weisner the Pac-12 Player of the Year and Ruth Hamblin the Pac-12 Defensive Player of the Year for the second-straight year. CALIFORNIA's Kristine Anigwe was the Pac-12 Freshman of the Year and ARIZONA STATE's Charli Turner Thorne was voted the John R. Wooden Pac-12 Coach of the Year.

PAC-12

PLAYERS OF THE WEEK

Nov. 16	PLAYER: Courtney Range, CAL FRESHMAN: Kristine Anigwe, CAL
Nov. 23	PLAYER: Jordyn Canada, UCLA FRESHMAN: Borislava Hristova, WSU
Nov. 30	PLAYER: Lili Thompson, STAN FRESHMAN: Kristine Anigwe, CAL
Dec. 7	PLAYER: Jillian Alleyne, ORE FRESHMAN: Kristine Anigwe, CAL
Dec. 14	PLAYER: Emily Potter, UTAH FRESHMAN: Kristine Anigwe, CAL
Dec. 21	PLAYER: Lili Thompson, STAN FRESHMAN: Maité Cazorla, ORE
Dec. 28	PLAYER: Arnecia Hawkins, ASU FRESHMAN: Kristine Anigwe, CAL
Jan. 4	PLAYER: Nirra Fields, UCLA FRESHMAN: Kristine Anigwe, CAL
Jan. 10	PLAYER: Temi Fagbenle, USC FRESHMAN: Kristine Anigwe, CAL
Jan. 18	PLAYER: Kelsey Plum, WASH FRESHMAN: Borislava Hristova, WSU
Jan. 25	PLAYER: Jillian Alleyne, ORE FRESHMAN: Borislava Hristova, WSU
Feb. 1	PLAYER: Lili Thompson, STAN FRESHMAN: Maité Cazorla, ORE
Feb. 8	PLAYER: Jamie Weisner, OSU FRESHMAN: Maité Cazorla, ORE
Feb. 15	PLAYER: Jillian Alleyne, ORE FRESHMAN: Maité Cazorla, ORE
Feb. 22	PLAYER: Jamie Weisner, OSU FRESHMAN: Kennedy Leonard, COLO
Feb. 29	PLAYER: Erica McCall, STAN FRESHMAN: Kristine Anigwe, CAL

POSTSEASON RESULTS

NCAA TOURNAMENT

FIRST ROUND (Regional)

- #3 UCLA 66, #14 Hawai'i 50 (Bridgeport)
- #2 OREGON STATE 69, #15 Troy 40 (Dallas)
- #2 ARIZONA STATE 74, #15 New Mexico State 52 (Sioux Falls)
- #7 WASHINGTON 65, #10 Pennsylvania 53 (Lexington)
- #4 STANFORD 85, #13 San Francisco 58 (Lexington)

SECOND ROUND (Regional)

- #3 UCLA 72, #6 South Florida 67 (Bridgeport)
- #2 OREGON STATE 83, #10 St. Bonaventure 71 (Dallas)
- #3 ARIZONA STATE 64, #7 Tennessee 75 (Sioux Falls)
- #7 WASHINGTON 74, #2 Maryland 65 (Lexington)
- #4 STANFORD 66, #12 South Dakota State 65 (Lexington)

SWEET SIXTEEN (Regional)

- #3 UCLA 64, #2 Texas 72 (Bridgeport)
- #2 OREGON STATE 83, #6 DePaul 71 (Dallas)
- #7 WASHINGTON 85, #3 Kentucky 72 (Lexington)
- #4 STANFORD 90, #1 Notre Dame 84 (Lexington)

ELITE EIGHT (Regional)

- #2 OREGON STATE 60, #6 DePaul 57 (Dallas)
- #7 WASHINGTON 85, #4 STANFORD 76 (Lexington)

NCAA WOMEN'S FINAL FOUR - INDIANAPOLIS

- #2 OREGON STATE 51, #1 Connecticut 80
- #7 WASHINGTON 59, #4 Syracuse 80

WNIT

FIRST ROUND

- Utah 95, Montana State 61
- Oregon 84, Long Beach State 76

SECOND ROUND

- Utah 92, Gonzaga 76
- Oregon 84, Fresno State 59

THIRD ROUND

- Oregon 73, Utah 63

QUARTERFINAL ROUND

- Oregon 71, UTEP 67

SEMIFINAL ROUND

- South Dakota 54, Oregon 88

FINAL NATIONAL RANKINGS

	AP	WBCA
Oregon State	6	6
UCLA	10	12
Arizona State	11	11
Stanford	13	16
WASH	RV	

ALL-PAC-12 TEAM

Name	School	Pos.	Yr.	Hometown
Jillian Alleyne ***	Oregon	F	Sr.	Fontana, Calif.
Kristine Anigwe	California	F	Fr.	Phoenix, Ariz.
Sophie Brunner **	Arizona State	F	Jr.	Freeport, Ill.
Jordin Canada	UCLA	G	So.	Los Angeles, Calif.
Elisha Davis	Arizona State	G	Sr.	Oakland, Calif.
Temi Fagbenle	USC	F	Sr.	Ibadan, Nigeria
Nirra Fields ***	UCLA	G	Sr.	Montreal, Canada
Ruth Hamblin **	Oregon State	C	Sr.	Houston, B.C.
Katie Hempen	Arizona State	G	Sr.	Highland, Ill.
Erica McCall	Stanford	F	Jr.	Bakersfield, Calif.
Kelsey Plum ***	Washington	G	Jr.	Poway, Calif.
Emily Potter	Utah	F	So.	Winnipeg, Canada
Lili Thompson **	Stanford	G	Jr.	Mansfield, Texas
Jamie Weisner **	Oregon State	G	Sr.	Clarkston, Wash.
Sydney Wiese ***	Oregon State	G	Jr.	Phoenix, Ariz.

two-time All-Pac-12 honoree; *three-time All-Pac-12 honoree

HONORABLE MENTION (receiving at least one point): Monique Billings, UCLA (F, So.); Maite Cazorla, ORE (G, Fr.); Paige Crozon, UTAH (G, Jr.); Borislava Hristova, WSU (F, Fr.); Courtney Jaco, USC (Compton, Calif.); Kennedy Leonard, COLO (G, Fr.); Chantel Osahor, WASH (C, Jr.); Lexi Petersen, ORE (G, Sr.); Courtney Range, CAL (F, Jr.); Danielle Rodriguez, UTAH (G, Sr.); Karlie Samuelson, STAN (G, Jr.); Jamee Swan, COLO (F, Sr.); Talia Walton, WASH (F, Sr.).

ALL-FRESHMAN TEAM

Name	School	Pos.	Hometown
Kristine Anigwe	California	F	Phoenix, Ariz.
Kennedy Burke	UCLA	G	Northridge, Calif.
Maite Cazorla	Oregon	G	Las Palmas, Spain
Borsilava Hristova	Washington State	F	Varna, Bulgaria
Kennedy Leonard	Colorado	G	Southlake, Texas

HONORABLE MENTION (receiving at least one point): Sabrina Haines, ASU (G, Fr.); Katie McWilliams, OSU (G, Fr.); Alexis Robinson, COLO (G, Fr.); Marta Sniezek, STAN (G, Fr.); Asha Thomas, CAL (G, Fr.).

ALL-DEFENSIVE TEAM

Name	School	Pos.	Yr.	Hometown
Jillian Alleyne **	Oregon	F	Sr.	Fontana, Calif.
Jordin Canada	UCLA	F	So.	Los Angeles, Calif.
Elisha Davis	Arizona State	G	Sr.	Oakland, Calif.
Ruth Hamblin ***	Oregon State	C	Sr.	Houston, B.C.
Eric McCall	Stanford	F	Jr.	Bakersfield, Calif.

** two-time All-Defensive team honoree; *** three-time All-Defensive team honoree

HONORABLE MENTION (receiving at least one point): Kristine Anigwe, CAL (F, Fr.); Sophie Brunner, ASU (F, Jr.); Temi Fagbenle, USC (F, Sr.); Gabby Green, CAL (G, So.); Caila Hailey, WSU (G, So.); Gabriella Hanson, OSU (G, Jr.); Nirra Fields, UCLA (G, Sr.); Kaylee Johnson, STAN (F, So.); LaBrittney Jones, ARIZ (F, Jr.); Kelsey Moos, ASU (F, Jr.); Emily Potter, UTAH (F, So.); Danielle Rodriguez, UTAH (G, Sr.); Lili Thompson, STAN (G, Jr.); Talia Walton, WASH (F, Sr.); Jamie Weisner, OSU (G, Jr.).

ACADEMIC ALL-PAC-12 TEAM

FIRST TEAM	School	Year	GPA	Major
Elisha Davis	Arizona State	GRAD	3.81	Communication
Ruth Hamblin	Oregon State	SR	3.85	Mechanical Engineering
Katie Kuklok	Utah	GRAD	3.93	Public Health
Kelsey Moos	Arizona Stat	JR	3.9	Communication
Samantha Siegner	Oregon State	GRAD	3.89	Interdisciplinary Studies
SECOND TEAM	Yr.	GPA	Major	
Quinn Dornstauder	Arizona State	JR	3.83	Biochemistry
Kaylee Johnson	Stanford	SO	3.77	Undeclared
Kelli Kingma	Washington	SO	3.78	Pre Social Science
Kari Korver	UCLA	RS-JR	3.75	Communication Studies
Sydney Wiese	Oregon State	JR.	3.68	Pre-Communication

HONORABLE MENTION: Alexis Atchley, WASH; Brittany McPhee, STAN; Pinelopi Pavlopoulou, WSU; Erica McCall, STAN; Haley Smith, COLO; Sophie Brunner, ASU; Emily Potter, UTAH; Danielle Rodriguez, UTAH; Tanaeya Bocclair, UTAH; Lexi Petersen, ORE; Zoe Beard-Fails, COLO; Karlie Samuelson, STAN; Malia Nawahine, UTAH; Paige Crozon, UTAH; Brecca Thomas, COLO; Kelsey Plum, WASH; Lili Thompson, STAN; Hannah Johnson, WASH; Peace Amukamara, ASU; Zoe Correal, COLO; Briana Roberson, STAN; Marie Gulich, OSU; Mariah Cooks, WSU; Jacinta Vandenberg, ORE; Jordan Loera, ORE; Mathilde Gillling, WASH; Katie Hempen, ASU; Eliza Normen, ASU; Deven Hunter, OSU; Sadie Edwards, USC; LaBrittney Jones, ARIZ; Monique Billings, UCLA; Jillian Alleyne, ORE; Chantel Osahor, WASH; Jamie Weisner, OSU; Lexi Bando, ORE; Mackenzie Wieburg, WASH; Courtney Jaco, USC; Gabriella Hanson, OSU; Bianca Blannar, WSU; Louise Brown, WSU; Gabrielle Bowie, UTAH; Paulina Hersler, UCLA; Kailee Johnson, STAN.

PAC-12 SCHOLAR-ATHLETE OF THE YEAR

Ruth Hamblin, Oregon State

POSTSEASON HONORS

WBCA ALL-AMERICANS

Kelsey Plum, WASH
Jamie Weisner, OSU

USBWA FRESHMAN OF THE YEAR

Kristine Anigwe, CAL

WBCA WADE WATCH

Jillian Alleyne, Sr., ORE
Jordin Canada, So., UCLA
Kelsey Plum, Jr., WASH
Jamie Weisner, Sr., OSU

JOHN R. WOODEN AWARD

Jillian Alleyne, Sr., ORE (Pre/Mid)
Kelsey Plum, Jr., WASH (Pre/Mid)
Lili Thompson, Jr., STAN (Pre)

NAISMITH TROPHY - Early-Season Watch List

Jillian Alleyne, Sr., ORE
Jordin Canada, So., UCLA
Ruth Hamblin, Sr., OSU
Kelsey Plum, Jr., WASH
Courtney Range, Jr., CAL
Lili Thompson, Jr., STAN
Jamie Weisner, Sr., OSU
Sydney Wiese, Jr., OSU

NANCY LIEBERMAN AWARD - Finalist

Kelsey Plum, Jr., WASH

ESPNW NATIONAL PLAYER OF THE WEEK

Jan. 11 - Sophie Brunner, ASU
Feb. 1 - Lili Thompson, STAN

USBWA NATIONAL PLAYER OF THE WEEK

Dec. 27 - Arnecia Hawkins, ASU
Jan. 19 - Kelsey Plum, WASH

USBWA NATIONAL FRESHMAN OF THE WEEK

Dec. 13 - Kristine Anigwe, CAL
Feb. 9 - Maite Cazorla, ORE

ANN MEYERS DRYSDALE USBWA NATIONAL PLAYER OF THE YEAR - Midseason

Jillian Alleyne, Sr., ORE
Kelsey Plum, Jr., WASH

COSIDA ACADEMIC ALL-DISTRICT 8

Ruth Hamblin, OSU
Erica McCall, STAN
Kelsey Plum, WASH

WOODEN ALL-AMERICAN

Kelsey Plum, WASH

WADE TROPHY - Finalist

Kelsey Plum, Jr., WASH

WBCA REGION 5 COACH OF THE YEAR

Cori Close, UCLA
Charli Turner Thorne, ASU

WBCA ALL-REGION 5

Jillian Alleyne, Sr., ORE
Kristine Anigwe, Fr., CAL
Sophie Brunner, Jr., ASU
Temi Fagbenle, Sr. USC
Ruth Hamblin, Sr., OSU
Kelsey Plum, Jr., WASH
Jamie Weisner, Sr., OSU

AP ALL-AMERICAN

Jamie Weisner, OSU 2nd Team
Jillian Alleyne, ORE 3rd Team
Kelsey Plum, WASH 3rd Team
Jordin Canada, UCLA HM
Ruth Hamblin, OSU HM
Sydney Wiese, OSU HM

ESPNW ALL-AMERICAN

Kelsey Plum, WASH 2nd team
Jamie Weisner, OSU 2nd team

SENIOR CLASS ALL-AMERICANS

Jillian Alleyne, ORE
Ruth Hamblin, OSU

SCORING

##	Player-Team	G	FG	3FG	FT	Pts	Avg/G
1.	Plum, Kelsey-WASH	37	308	78	266	960	25.9
2.	Anigwe, Kristine-CAL	31	233	0	169	635	20.5
3.	Alleyne, Jillian-ORE	27	203	0	108	514	19.0
4.	Weisner, Jamie-OSU	36	219	77	108	623	17.3
5.	Walton, Talia-WASH	37	238	86	49	611	16.5
6.	Hristova, Borislava-WSU	30	200	31	59	490	16.3
7.	Canada, Jordyn-UCLA	34	200	16	133	549	16.1
8.	Fields, Nirra-UCLA	34	201	30	89	521	15.3
9.	Potter, Emily-UTAH	33	199	0	101	499	15.1
10.	McCall, Erica-STAN	34	219	11	59	508	14.9
11.	Thompson, Lili-STAN	33	166	65	87	484	14.7
12.	Fagbenle, Temi-USC	32	171	1	93	436	13.6
13.	Swan, Jamee-COLO	28	151	0	77	379	13.5
14.	Range, Courtney-CAL	32	166	47	50	429	13.4
15.	Petersen, Lexi-ORE	34	162	63	67	454	13.4
16.	Crozon, Paige-UTAH	33	137	56	103	433	13.1
17.	Wiese, Sydney-OSU	29	122	66	60	370	12.8
18.	Billings, Monique-UCLA	35	178	0	89	445	12.7
19.	Jones, Labrittney-ARIZ	24	108	13	73	302	12.6
20.	Leonard, Kennedy-COLO	30	131	43	58	363	12.1

REBOUNDING

##	Player-Team	CI	G	OFF	DEF	TOT	Avg/G
1.	Alleyne, Jillian-ORE	SR	27	126	242	368	13.6
2.	Osahor, Chantel-WASH	JR	37	73	344	417	11.3
3.	Potter, Emily-UTAH	SO	33	100	237	337	10.2
4.	Hamblin, Ruth-OSU	SR	37	122	248	370	10.0
5.	McCall, Erica-STAN	JR	34	110	211	321	9.4
6.	Anigwe, Kristine-CAL	FR	31	108	181	289	9.3
7.	Fagbenle, Temi-USC		32	100	177	277	8.7
8.	Crozon, Paige-UTAH	JR	33	69	201	270	8.2
9.	Billings, Monique-UCLA	SO	35	122	163	285	8.1
10.	Simon, Kristen-USC	SO	32	86	170	256	8.0

FIELD GOAL PCT (Min. 3.0 made per game)

##	Player-Team	CI	G	FG	FGA	Pct
1.	Alleyne, Jillian-ORE	SR	27	203	347	.585
2.	Anigwe, Kristine-CAL	FR	31	233	409	.570
3.	Fagbenle, Temi-USC		32	171	333	.514
4.	McCall, Erica-STAN	JR	34	219	430	.509
5.	Potter, Emily-UTAH	SO	33	199	400	.498
6.	Billings, Monique-UCLA	SO	35	178	362	.492
7.	Weisner, Jamie-OSU	SR	36	219	456	.480
8.	Hristova, Borislava-WSU	FR	30	200	441	.454
9.	Swan, Jamee-COLO	SR	28	151	341	.443
10.	Walton, Talia-WASH	SR	37	238	558	.427

ASSISTS

##	Player-Team	CI	G	Assists	Avg/G
1.	Cazorla, Maite-ORE	FR	35	206	5.89
2.	Canada, Jordyn-UCLA	SO	34	193	5.68
3.	Davis, Elisha-ASU	SR	33	164	4.97
4.	Green, Gabby-CAL	SO	27	134	4.96
5.	Wiese, Sydney-OSU	JR	29	143	4.93
6.	Leonard, Kennedy-COLO	FR	30	139	4.63
7.	Thomas, Asha-CAL	FR	32	141	4.41
8.	Plum, Kelsey-WASH	JR	37	154	4.16
9.	Rodriguez, Danielle-UTAH	SR	33	136	4.12
10.	Cowling, Mikayla-CAL	SO	32	116	3.63

FREE THROW PCT (Min. 2.0 made per game)

##	Player-Team	CI	G	FTM	FTA	Pct
1.	Plum, Kelsey-WASH	JR	37	266	299	.890
2.	Crozon, Paige-UTAH	JR	33	103	120	.858
3.	Weisner, Jamie-OSU	SR	36	108	127	.850
4.	Thompson, Lili-STAN	JR	33	87	112	.777
5.	Canada, Jordyn-UCLA	SO	34	133	174	.764
6.	Anigwe, Kristine-CAL	FR	31	169	224	.754
7.	Jones, Labrittney-ARIZ	JR	24	73	99	.737
8.	Fagbenle, Temi-USC		32	93	132	.705
9.	Swan, Jamee-COLO	SR	28	77	112	.688
10.	Billings, Monique-UCLA	SO	35	89	131	.679

STEALS

##	Player-Team	CI	G	Steals	Avg/G
1.	Green, Gabby-CAL	SO	27	71	2.63
2.	Canada, Jordyn-UCLA	SO	34	79	2.32
3.	Fields, Nirra-UCLA	SR	34	73	2.15
4.	Walton, Talia-WASH	SR	37	77	2.08
5.	Cazorla, Maite-ORE	FR	35	65	1.86
6.	Awa, Dawnielle-WSU	SR	30	53	1.77
7.	Fagbenle, Temi-USC		32	56	1.75
8.	Jaco, Courtney-USC	JR	32	55	1.72
9.	Brunner, Sophie-ASU	JR	27	46	1.70
10.	Plum, Kelsey-WASH	JR	37	60	1.62

3-POINT FG PCT (Min. 1.0 made per game)

##	Player-Team	CI	G	3FG	FGA	Pct
1.	Samuelson, Karlie-STAN	JR	35	80	169	.473
2.	Bando, Lexi-ORE	SO	34	72	159	.453
3.	Petersen, Lexi-ORE	SR	34	63	141	.447
4.	Weisner, Jamie-OSU	SR	36	77	174	.443
5.	Hempen, Katie-ASU	SR	33	65	150	.433
6.	Kuklok, Katie-UTAH	SR	33	57	133	.429
7.	Cooper, Kat-ORE	SR	34	59	138	.428
8.	Jaco, Courtney-USC	JR	32	72	186	.387
9.	Crozon, Paige-UTAH	JR	33	56	153	.366
10.	Huggins, Lauren-COLO	JR	26	49	134	.366

3-POINT FG MADE

##	Player-Team	CI	G	3FG	Avg/G
1.	Walton, Talia-WASH	SR	37	86	2.32
2.	Samuelson, Karlie-STAN	JR	35	80	2.29
3.	Wiese, Sydney-OSU	JR	29	66	2.28
4.	Jaco, Courtney-USC	JR	32	72	2.25
5.	Weisner, Jamie-OSU	SR	36	77	2.14
6.	Bando, Lexi-ORE	SO	34	72	2.12
7.	Plum, Kelsey-WASH	JR	37	78	2.11
8.	Thompson, Lili-STAN	JR	33	65	1.97
9.	Hempen, Katie-ASU	SR	33	65	1.97
10.	Korver, Kari-UCLA	JR	35	67	1.91

BLOCKED SHOTS

##	Player-Team	CI	G	Blks	Avg/G
1.	Hamblin, Ruth-OSU	SR	37	130	3.51
2.	Potter, Emily-UTAH	SO	33	83	2.52
3.	McCall, Erica-STAN	JR	34	66	1.94
4.	Swan, Jamee-COLO	SR	28	50	1.79
5.	Billings, Monique-UCLA	SO	35	56	1.60
6.	Johnson, Kaylee-STAN	SO	35	54	1.54
7.	Dornstauder, Quinn-ASU	JR	33	41	1.24
8.	Fagbenle, Temi-USC		32	39	1.22
9.	Anigwe, Kristine-CAL	FR	31	37	1.19
10.	Vandenberg, Jacinta-ORE	JR	34	38	1.12

ASSIST/TURNOVER RATIO (Min. 2.0 assists/game)

##	Player-Team	CI	G	Asst	Avg	Turn	Avg	Ratio
1.	Cazorla, Maite-ORE	FR	35	206	5.9	103	2.9	2.00
2.	Samuelson, Karlie-STAN	SR	35	77	2.2	40	1.1	1.93
3.	Awa, Dawnielle-WSU	SR	30	89	3.0	48	1.6	1.85
4.	Canada, Jordyn-UCLA	SO	34	193	5.7	109	3.2	1.77
5.	Sniezek, Marta-STAN	SO	35	109	3.1	63	1.8	1.73
6.	Davis, Elisha-ASU	SR	33	164	5.0	95	2.9	1.73
7.	Roberson, Briana-STAN	JR	34	86	2.5	50	1.5	1.72
8.	Osahor, Chantel-WASH	JR	37	126	3.4	74	2.0	1.70
9.	Rodriguez, Danielle-UTAH	SR	33	136	4.1	82	2.5	1.66
10.	Wiese, Sydney-OSU	JR	29	143	4.9	89	3.1	1.61

OFFENSIVE REBOUNDS

##	Player-Team	CI	G	No.	Avg/G
1.	Walker, Markel-UCLA	JR	23	101	4.39
1.	Alleyne, Jillian-ORE	SR	27	126	4.67
2.	Billings, Monique-UCLA	SO	35	122	3.49
3.	Anigwe, Kristine-CAL	FR	31	108	3.48
4.	Hamblin, Ruth-OSU	SR	37	122	3.30
5.	McCall, Erica-STAN	JR	34	110	3.24
6.	Fagbenle, Temi-USC		32	100	3.13
7.	Potter, Emily-UTAH	SO	33	100	3.03
8.	Swain, Kacy-UCLA	SR	27	77	2.85
9.	Brunner, Sophie-ASU	JR	27	76	2.81
10.	Simon, Kristen-USC	SO	32	86	2.69

DEFENSIVE REBOUNDS

##	Player-Team	CI	G	No.	Avg/G
1.	Osahor, Chantel-WASH	JR	37	344	9.30
2.	Alleyne, Jillian-ORE	SR	27	242	8.96
3.	Potter, Emily-UTAH	SO	33	237	7.18
4.	Hamblin, Ruth-OSU	SR	37	248	6.70
5.	McCall, Erica-STAN	JR	34	211	6.21
6.	Crozon, Paige-UTAH	JR	33	201	6.09
7.	Anigwe, Kristine-CAL	FR	31	181	5.84
8.	Fagbenle, Temi-USC		32	177	5.53
9.	Walton, Talia-WASH	SR	37	201	5.43
10.	Wiese, Sydney-OSU	JR	29	155	5.34

MINUTES PLAYED

##	Player-Team	CI	G	Minutes	Avg/G
1.	Plum, Kelsey-WASH	JR	37	1414	38.22
2.	Cowling, Mikayla-CAL	SO	32	1185	37.03
3.	Walton, Talia-WASH	SR	37	1367	36.95
4.	Cazorla, Maite-ORE	FR	35	1224	34.97
5.	Green, Gabby-CAL	SO	27	936	34.67
6.	Range, Courtney-CAL	JR	32	1100	34.38
7.	Crozon, Paige-UTAH	JR	33	1131	34.27
8.	Canada, Jordyn-UCLA	SO	34	1164	34.24
9.	Petersen, Lexi-ORE	SR	34	1159	34.09
10.	Thomas, Asha-CAL	FR	32	1069	33.41

SCORING OFFENSEG . . . PtsAvg/G

1. UCLA.....	35	2583	73.8
2. Oregon.....	35	2545	72.7
3. Washington.....	37	2642	71.4
4. Stanford.....	35	2408	68.8
5. Utah.....	33	2267	68.7
6. California.....	32	2162	67.6
7. Oregon State.....	37	2475	66.9
8. USC.....	32	2130	66.6
9. Washington State.....	30	1938	64.6
10. Arizona State.....	33	2110	63.9
11. Colorado.....	30	1858	61.9
12. Arizona.....	32	1820	56.9

SCORING DEFENSEG . . . PtsAvg/G

1. Oregon State.....	37	1922	51.9
2. Arizona State.....	33	1812	54.9
3. Stanford.....	35	1959	56.0
4. USC.....	32	1881	58.8
5. Arizona.....	32	1996	62.4
6. Washington.....	37	2339	63.2
7. UCLA.....	35	2239	64.0
8. Oregon.....	35	2243	64.1
9. Washington State.....	30	1947	64.9
10. California.....	32	2127	66.5
11. Utah.....	33	2241	67.9
12. Colorado.....	30	2088	69.6

SCORING MARGINOFF . . . DEFMargin

1. Oregon State.....	66.9	51.9	+14.9
2. Stanford.....	68.8	56.0	+12.8
3. UCLA.....	73.8	64.0	+9.8
4. Arizona State.....	63.9	54.9	+9.0
5. Oregon.....	72.7	64.1	+8.6
6. Washington.....	71.4	63.2	+8.2
7. USC.....	66.6	58.8	+7.8
8. California.....	67.6	66.5	+1.1
9. Utah.....	68.7	67.9	+0.8
10. Washington State.....	64.6	64.9	-0.3
11. Arizona.....	56.9	62.4	-5.5
12. Colorado.....	61.9	69.6	-7.7

FREE THROW PCTFTM . . . FTAPct

1. Washington.....	521	668	780
2. Utah.....	454	611	743
3. Oregon State.....	391	534	732
4. Arizona State.....	369	509	725
5. Colorado.....	302	424	712
6. Oregon.....	412	587	702
7. USC.....	414	591	701
8. UCLA.....	508	732	694
9. Stanford.....	424	613	692
10. Washington State.....	276	415	665
11. California.....	351	538	652
12. Arizona.....	302	464	651

FIELD GOAL PCTFG . . . FGAPct

1. Oregon.....	931	1998	466
2. California.....	825	1885	438
3. Oregon State.....	919	2104	437
4. Stanford.....	871	2044	426
5. Washington.....	925	2229	415
6. Arizona State.....	785	1892	415
7. Utah.....	818	1974	414
8. UCLA.....	963	2342	411
9. USC.....	786	1932	407
10. Washington State.....	745	1870	398
11. Arizona.....	698	1778	393
12. Colorado.....	705	1803	391

FIELD GOAL PCT DEFENSE ...FG . . . FGAPct

1. Oregon State.....	728	2250	324
2. Stanford.....	711	2101	338
3. Washington.....	878	2392	367
4. UCLA.....	808	2188	369
5. Utah.....	810	2099	386
6. California.....	822	2059	399
7. Washington State.....	695	1730	402
8. Arizona State.....	698	1718	406
9. Oregon.....	860	2102	409
10. USC.....	707	1725	410
11. Arizona.....	715	1740	411
12. Colorado.....	729	1744	418

3-POINT FG PCTFG . . . FGAPct

1. Oregon.....	271	644	421
2. Stanford.....	242	657	368
3. Oregon State.....	246	693	355
4. Washington.....	271	796	340
5. Colorado.....	146	435	336
6. Arizona State.....	171	521	328
7. UCLA.....	149	456	327
8. Arizona.....	122	374	326
9. California.....	161	497	324
10. Utah.....	177	553	320
11. USC.....	144	466	309
12. Washington State.....	172	559	308

3-PT FG PCT DEFENSEFG . . . FGAPct

1. UCLA.....	172	664	259
2. Oregon State.....	129	455	284
3. Arizona State.....	117	402	291
4. Stanford.....	182	595	306
5. Washington.....	275	886	310
6. Arizona.....	170	534	318
7. California.....	200	628	318
8. USC.....	109	335	325
9. Oregon.....	188	572	329
10. Utah.....	183	556	329
11. Washington State.....	162	486	333
12. Colorado.....	148	428	346

REBOUNDING OFFENSEG . . . RebAvg/G

1. Oregon State.....	37	1620	43.8
2. UCLA.....	35	1506	43.0
3. Utah.....	33	1399	42.4
4. Stanford.....	35	1441	41.2
5. Washington.....	37	1437	38.8
6. California.....	32	1230	38.4
7. Colorado.....	30	1104	36.8
8. Arizona State.....	33	1200	36.4
9. Washington State.....	30	1084	36.1
10. USC.....	32	1153	36.0
11. Oregon.....	35	1258	35.9
12. Arizona.....	32	1137	35.5

REBOUNDING DEFENSEG . . . RebAvg/G

1. Arizona State.....	33	1043	31.6
2. Oregon State.....	37	1200	32.4
3. Oregon.....	35	1144	32.7
4. Arizona.....	32	1117	34.9
5. USC.....	32	1131	35.3
6. Stanford.....	35	1249	35.7
7. Utah.....	33	1185	35.9
8. California.....	32	1167	36.5
9. Colorado.....	30	1159	38.6
10. Washington.....	37	1431	38.7
11. UCLA.....	35	1395	39.9
12. Washington State.....	30	1217	40.6

REBOUNDING MARGINTeam . . . OppMargin

1. Oregon State.....	1620	1200	+11.4
2. Utah.....	1399	1185	+6.5
3. Stanford.....	1441	1249	+5.5
4. Arizona State.....	1200	1043	+4.8
5. Oregon.....	1258	1144	+3.3
6. UCLA.....	1506	1395	+3.2
7. California.....	1230	1167	+2.0
8. USC.....	1153	1131	+0.7
9. Arizona.....	1137	1117	+0.6
10. Washington.....	1437	1431	+0.2
11. Colorado.....	1104	1159	-1.8
12. Washington State.....	1084	1217	-4.4

BLOCKED SHOTSG . . . BlocksAvg/G

1. Oregon State.....	37	235	6.35
2. Stanford.....	35	211	6.03
3. UCLA.....	35	166	4.74
4. Utah.....	33	140	4.24
5. Colorado.....	30	126	4.20
6. Washington State.....	30	120	4.00
7. Oregon.....	35	129	3.69
8. Washington.....	37	136	3.68
9. California.....	32	116	3.63
10. USC.....	32	111	3.47
11. Arizona.....	32	98	3.06
12. Arizona State.....	33	80	2.42

ASSISTSG . . . AssstsAvg/G

1. California.....	32	511	15.97
2. Oregon.....	35	551	15.74
3. Oregon State.....	37	575	15.54
4. Stanford.....	35	532	15.20
5. Arizona State.....	33	489	14.82
6. Colorado.....	30	407	13.57
7. Utah.....	33	444	13.45
8. UCLA.....	35	466	13.31
9. USC.....	32	421	13.16
10. Washington State.....	30	393	13.10
11. Arizona.....	32	387	12.09
12. Washington.....	37	438	11.84

STEALSG . . . StealsAvg/G

1. Washington State.....	30	305	10.17
2. USC.....	32	322	10.06
3. UCLA.....	35	346	9.89
4. Arizona State.....	33	296	8.97
5. Washington.....	37	267	7.22
6. California.....	32	229	7.16
7. Colorado.....	30	212	7.07
8. Oregon.....	35	244	6.97
9. Arizona.....	32	217	6.78
10. Stanford.....	35	233	6.66
11. Utah.....	33	181	5.48
12. Oregon State.....	37	191	5.16

TURNOVER MARGINTeam . . . OppMargin

1. USC.....	460	620	+5.00
2. UCLA.....	511	633	+3.49
3. Arizona State.....	488	594	+3.21
4. Washington State.....	494	589	+3.17
5. Washington.....	470	511	+1.11
6. Stanford.....	488	466	-0.63
7. Oregon.....	520	496	-0.69
8. Arizona.....	562	527	-1.09
9. Colorado.....	502	453	-1.63
10. California.....	571	490	-2.53
11. Utah.....	544	386	-4.79
12. Oregon State.....	567	388	-4.84

ASSIST/TURNOVER RATIOA . . . TRatio

1. Stanford.....	532	488	1.09
2. Oregon.....	551	520	1.06
3. Oregon State.....	575	567	1.01
4. Arizona State.....	489	488	1.00
5. Washington.....	438	470	0.93
6. USC.....	421	460	0.92
7. UCLA.....	466	511	0.91
8. California.....	511	571	0.89
9. Utah.....	444	544	0.82
10. Colorado.....	407	502	0.81
11. Washington State.....	393	494	0.80
12. Arizona.....	387	562	0.69

3-PT FG/MADEG . . . 3FGAvg/G

1. Oregon.....	35	271	7.74
2. Washington.....	37	271	7.32
3. Stanford.....	35	242	6.91
4. Oregon State.....	37	246	6.65
5. Washington State.....	30	172	5.73
6. Utah.....	33	177	5.36
7. Arizona State.....	33	171	5.18
8. California.....	32	161	5.03
9. Colorado.....	30	146	4.87
10. USC.....	32	144	4.50
11. UCLA.....	35	149	4.26
12. Arizona.....	32	122	3.81

INDIVIDUAL STATISTICS (CONFERENCE ONLY)

SCORING

##	Player-Team	FG	3FG	FT	Pts	Avg/G	
1.	Plum, Kelsey-WASH	18	144	40	136	464	25.8
2.	Alleynes, Jillian-ORE	16	118	0	70	306	19.1
3.	Anigwe, Kristine-CAL	17	115	0	93	323	19.0
4.	Weisner, Jamie-OSU	17	95	32	59	281	16.5
5.	Fields, Nirra-UCLA	18	109	19	52	289	16.1
6.	Canada, Jordyn-UCLA	17	91	8	66	256	15.1
7.	Hristova, Borislava-WSU	18	111	14	30	266	14.8
8.	Fagbenle, Temi-USC	18	101	1	54	257	14.3
9.	Walton, Talia-WASH	18	100	33	18	251	13.9
10.	McCall, Erica-STAN	17	102	4	27	235	13.8
11.	Potter, Emily-UTAH	18	96	0	48	240	13.3
	Crozon, Paige-UTAH	18	74	27	65	240	13.3
13.	Swan, Jamee-COLO	16	86	0	34	206	12.9
14.	Range, Courtney-CAL	18	80	29	36	225	12.5
15.	Thompson, Lili-STAN	16	72	23	31	198	12.4
16.	Jones, Labrittney-ARIZ	18	79	10	49	217	12.1
	Cazorla, Maite-ORE	18	77	27	36	217	12.1
18.	Leonard, Kennedy-COLO	18	78	21	30	207	11.5
	Hamblin, Ruth-OSU	18	87	0	33	207	11.5
20.	Edwards, Sadie-USC	18	78	16	34	206	11.4

REBOUNDING

##	Player-Team	OFF	DEF	TOT	Avg/G
1.	Alleynes, Jillian-ORE	69	147	216	13.5
2.	Osahor, Chantel-WASH	30	153	183	10.2
3.	Fagbenle, Temi-USC	56	107	163	9.1
4.	Potter, Emily-UTAH	55	105	160	8.9
5.	McCall, Erica-STAN	54	97	151	8.9
6.	Anigwe, Kristine-CAL	56	93	149	8.8
7.	Hamblin, Ruth-OSU	49	108	157	8.7
8.	Crozon, Paige-UTAH	42	110	152	8.4
9.	Simon, Kristen-USC	47	99	146	8.1
10.	Brunner, Sophie-ASU	58	85	143	7.9
	Billings, Monique-UCLA	65	78	143	7.9
12.	Johnson, Kaylee-STAN	37	97	134	7.4
13.	Moos, Kelsey-ASU	44	71	115	6.4
14.	Swan, Jamee-COLO	34	66	100	6.3
15.	Smith, Haley-COLO	36	71	107	5.9
16.	Walton, Talia-WASH	15	90	105	5.8
17.	Collier, Katie-WASH	35	69	104	5.8
18.	Hunter, Deven-OSU	19	83	102	5.7
19.	Jones, Labrittney-ARIZ	25	76	101	5.6
20.	Swain, Kacy-UCLA	40	47	87	5.4

FIELD GOAL PCT (Min. 3.0 made per game)

##	Player-Team	G	FG	FGA	Pct
1.	Fagbenle, Temi-USC	18	101	188	53.7
2.	Alleynes, Jillian-ORE	16	118	223	52.9
3.	Anigwe, Kristine-CAL	17	115	218	52.8
4.	McCall, Erica-STAN	17	102	204	50.0
5.	Weisner, Jamie-OSU	17	95	204	46.6
6.	Potter, Emily-UTAH	18	96	219	43.8
7.	Fields, Nirra-UCLA	18	109	257	42.4
8.	Swan, Jamee-COLO	16	86	205	42.0
9.	Hristova, Borislava-WSU	18	111	271	41.0
10.	Plum, Kelsey-WASH	18	144	375	38.4

ASSISTS

##	Player-Team	G	Assists	Avg/G
1.	Canada, Jordyn-UCLA	17	101	5.94
2.	Davis, Elisha-ASU	18	83	4.61
3.	Cazorla, Maite-ORE	18	80	4.44
4.	Thomas, Asha-CAL	18	78	4.33
	Rodriguez, Danielle-UTAH	18	78	4.33
6.	Leonard, Kennedy-COLO	18	77	4.28
7.	Plum, Kelsey-WASH	18	66	3.67
8.	Osahor, Chantel-WASH	18	62	3.44
9.	Cowling, Mikayla-CAL	18	59	3.28
10.	Awa, Dawnyelle-WSU	18	55	3.06
	Hanson, Gabriella-OSU	18	55	3.06

FREE THROW PCT (Min. 2.5 made per game)

##	Player-Team	G	FTM	FTA	Pct
1.	Plum, Kelsey-WASH	18	136	153	88.9
2.	Crozon, Paige-UTAH	18	65	78	83.3
3.	Weisner, Jamie-OSU	17	59	71	83.1
4.	Canada, Jordyn-UCLA	17	66	85	77.6
5.	Fagbenle, Temi-USC	18	54	74	73.0
6.	Potter, Emily-UTAH	18	48	66	72.7
7.	Anigwe, Kristine-CAL	17	93	128	72.7
8.	Jones, Labrittney-ARIZ	18	49	68	72.1
9.	Fields, Nirra-UCLA	18	52	83	62.7
10.	Alleynes, Jillian-ORE	16	70	115	60.9

STEALS

##	Player-Team	G	Steals	Avg/G
1.	Canada, Jordyn-UCLA	17	44	2.59
2.	Fields, Nirra-UCLA	18	40	2.22
3.	Walton, Talia-WASH	18	39	2.17
4.	Fagbenle, Temi-USC	18	33	1.83
5.	Swan, Jamee-COLO	16	28	1.75
6.	Jaco, Courtney-USC	18	31	1.72
	Davis, Elisha-ASU	18	31	1.72
8.	Thompson, Lili-STAN	16	27	1.69
9.	Edwards, Sadie-USC	18	30	1.67
	Cazorla, Maite-ORE	18	30	1.67

3-POINT FG PCT (Min. 1.5 made per game)

##	Player-Team	G	3FG	FGA	Pct
1.	Samuelson, Karlie-STAN	18	35	72	48.6
2.	Kuklok, Katie-UTAH	18	29	63	46.0
3.	Petersen, Lexi-ORE	17	26	58	44.8
4.	Weisner, Jamie-OSU	17	32	72	44.4
5.	Hempfen, Katie-ASU	18	35	82	42.7
6.	Bando, Lexi-ORE	17	27	66	40.9
	Cazorla, Maite-ORE	18	27	66	40.9
8.	Korver, Kari-UCLA	18	35	89	39.3
9.	Plum, Kelsey-WASH	18	40	106	37.7
10.	Huggins, Lauren-COLO	14	23	64	35.9

3-POINT FG MADE

##	Player-Team	G	3FG	Avg/G
1.	Plum, Kelsey-WASH	18	40	2.22
2.	Samuelson, Karlie-STAN	18	35	1.94
	Hempfen, Katie-ASU	18	35	1.94
	Korver, Kari-UCLA	18	35	1.94
5.	Weisner, Jamie-OSU	17	32	1.88
6.	Walton, Talia-WASH	18	33	1.83
7.	Jaco, Courtney-USC	18	32	1.78
8.	Huggins, Lauren-COLO	14	23	1.64
9.	Kuklok, Katie-UTAH	18	29	1.61
	Range, Courtney-CAL	18	29	1.61

BLOCKED SHOTS

##	Player-Team	G	Blocks	Avg/G
1.	Hamblin, Ruth-OSU	18	67	3.72
2.	Potter, Emily-UTAH	18	47	2.61
3.	McCall, Erica-STAN	17	35	2.06
4.	Swan, Jamee-COLO	16	29	1.81
5.	Johnson, Kaylee-STAN	18	32	1.78
6.	Billings, Monique-UCLA	18	30	1.67
7.	Anigwe, Kristine-CAL	17	21	1.24
8.	Burke, Kennedy-UCLA	18	19	1.06
	Collier, Katie-WASH	18	19	1.06
	Fagbenle, Temi-USC	18	19	1.06

ASSIST/TURNOVER RATIO (Min. 2.0 assists/game)

##	Player-Team	G	Asst	Avg	Turn	Avg	Ratio
1.	Samuelson, Karlie-STAN	18	42	2.3	19	1.1	2.21
2.	Awa, Dawnyelle-WSU	18	55	3.1	27	1.5	2.04
3.	Roberson, Briana-STAN	17	42	2.5	21	1.2	2.00
4.	Canada, Jordyn-UCLA	17	101	5.9	53	3.1	1.91
5.	Davis, Elisha-ASU	18	83	4.6	51	2.8	1.63
6.	Hanson, Gabriella-OSU	18	55	3.1	34	1.9	1.62
7.	Thomas, Asha-CAL	18	78	4.3	49	2.7	1.59
	Rodriguez, Danielle-UTAH	18	78	4.3	49	2.7	1.59
9.	Snizek, Marta-STANFR	18	54	3.0	37	2.1	1.46
10.	Osahor, Chantel-WASHJR	18	62	3.4	44	2.4	1.41

OFFENSIVE REBOUNDS

##	Player-Team	G	No.	Avg/G
1.	Alleynes, Jillian-ORE	16	69	4.31
2.	Billings, Monique-UCLA	18	65	3.61
3.	Anigwe, Kristine-CAL	17	56	3.29
4.	Brunner, Sophie-ASU	18	58	3.22
5.	McCall, Erica-STAN	17	54	3.18
6.	Fagbenle, Temi-USC	18	56	3.11
7.	Potter, Emily-UTAH	18	55	3.06
8.	Range, Courtney-CAL	18	49	2.72
	Hamblin, Ruth-OSU	18	49	2.72
10.	Simon, Kristen-USC	18	47	2.61

DEFENSIVE REBOUNDS

##	Player-Team	G	No.	Avg/G
1.	Alleynes, Jillian-ORE	16	147	9.19
2.	Osahor, Chantel-WASH	18	153	8.50
3.	Crozon, Paige-UTAH	18	110	6.11
4.	Hamblin, Ruth-OSU	18	108	6.00
5.	Fagbenle, Temi-USC	18	107	5.94
6.	Potter, Emily-UTAH	18	105	5.83
7.	McCall, Erica-STAN	17	97	5.71
8.	Simon, Kristen-USC	18	99	5.50
9.	Anigwe, Kristine-CAL	17	93	5.47
10.	Johnson, Kaylee-STAN	18	97	5.39

MINUTES PLAYED

##	Player-Team	G	Min	Avg/G
1.	Plum, Kelsey-WASH	18	701	38.94
2.	Walton, Talia-WASH	18	676	37.56
3.	Cowling, Mikayla-CAL	18	664	36.89
4.	Cazorla, Maite-ORE	18	655	36.39
5.	Crozon, Paige-UTAH	18	653	36.28
6.	Canada, Jordyn-UCLA	17	593	34.88
7.	Range, Courtney-CAL	18	624	34.67
8.	Petersen, Lexi-ORE	17	589	34.65
9.	Alleynes, Jillian-ORE	16	541	33.81
10.	Osahor, Chantel-WASH	18	589	32.72
	Rodriguez, Danielle-UTAH	18	589	32.72

TEAM STATISTICS (CONFERENCE ONLY)

SCORING OFFENSE	G	Pts	Avg/G
1. UCLA	18	1265	70.3
2. Washington	18	1200	66.7
3. Utah	18	1176	65.3
4. Oregon	18	1146	63.7
5. Stanford	18	1131	62.8
6. Oregon State	18	1124	62.4
7. Washington State	18	1122	62.3
8. Arizona State	18	1121	62.3
9. USC	18	1094	60.8
10. California	18	1050	58.3
11. Colorado	18	1030	57.2
12. Arizona	18	934	51.9

SCORING DEFENSE	G	Pts	Avg/G
1. Oregon State	18	910	50.6
2. Stanford	18	940	52.2
3. Arizona State	18	958	53.2
4. UCLA	18	1094	60.8
5. Oregon	18	1134	63.0
6. Washington	18	1142	63.4
7. California	18	1145	63.6
8. USC	18	1148	63.8
9. Arizona	18	1192	66.2
10. Washington State	18	1206	67.0
11. Utah	18	1262	70.1
12. Colorado	18	1262	70.1

SCORING MARGIN	OFF	DEF	Margin
1. Oregon State	62.4	50.6	+11.9
2. Stanford	62.8	52.2	+10.6
3. UCLA	70.3	60.8	+9.5
4. Arizona State	62.3	53.2	+9.1
5. Washington	66.7	63.4	+3.2
6. Oregon	63.7	63.0	+0.7
7. USC	60.8	63.8	-3.0
8. Washington State	62.3	67.0	-4.7
9. Utah	65.3	70.1	-4.8
10. California	58.3	63.6	-5.3
11. Colorado	57.2	70.1	-12.9
12. Arizona	51.9	66.2	-14.3

FREE THROW PCT	FTM	FTA	Pct
1. Washington	248	311	797
2. Utah	233	312	747
3. Arizona State	200	270	741
4. Oregon State	189	267	708
5. Oregon	218	310	703
6. Stanford	201	286	703
7. UCLA	258	368	701
8. USC	212	303	700
9. Washington State	150	219	685
10. Arizona	154	234	658
11. Colorado	144	219	658
12. California	178	279	638

FIELD GOAL PCT	FG	FGA	Pct
1. Oregon State	416	982	424
2. Oregon	407	964	422
3. Stanford	417	1010	413
4. Arizona State	415	1008	412
5. Washington	414	1032	401
6. California	395	998	396
7. UCLA	464	1174	395
8. Utah	428	1090	393
9. Washington State	436	1114	391
10. USC	407	1061	384
11. Colorado	406	1086	374
12. Arizona	366	991	369

FIELD GOAL PCT DEFENSE	FG	FGA	Pct
1. Oregon State	350	1067	328
2. Stanford	337	1012	333
3. UCLA	393	1055	373
4. Washington	432	1145	377
5. Arizona State	373	937	398
6. Utah	467	1142	409
7. Oregon	435	1059	411
8. California	439	1066	412
9. Washington State	433	1012	428
10. Colorado	444	1029	431
11. USC	433	1003	432
12. Arizona	435	983	443

3-PT FIELD GOAL PCT	FG	FGA	Pct
1. Oregon	114	286	399
2. UCLA	79	219	361
3. Stanford	96	277	347
4. Oregon State	103	302	341
5. Washington	124	365	340
6. Arizona State	91	274	332
7. Utah	87	268	325
8. California	82	277	296
9. Colorado	74	251	295
10. Washington State	100	342	292
11. USC	68	245	278
12. Arizona	48	193	249

3-PT FG PCT DEFENSE	FG	FGA	Pct
1. UCLA	79	322	245
2. Oregon State	49	178	275
3. Arizona State	65	215	302
4. Washington	127	411	309
5. Oregon	87	277	314
6. Stanford	90	282	319
7. Utah	90	279	323
8. USC	65	197	330
9. Colorado	83	238	349
10. California	110	314	350
11. Arizona	111	312	356
12. Washington State	110	274	401

REBOUNDING OFFENSE	G	Reb	Avg/G
1. Utah	18	746	41.4
2. Oregon State	18	733	40.7
3. UCLA	18	730	40.6
4. Stanford	18	724	40.2
5. Arizona State	18	654	36.3
6. Washington	18	648	36.0
7. Colorado	18	634	35.2
8. California	18	633	35.2
9. Oregon	18	618	34.3
10. Washington State	18	611	33.9
11. USC	18	608	33.8
12. Arizona	18	597	33.2

REBOUNDING MARGIN	Team	Opp	Margin
1. Oregon State	733	617	+6.4
2. Stanford	724	614	+6.1
3. Arizona State	654	554	+5.6
4. Utah	746	666	+4.4
5. UCLA	730	721	+0.5
6. Oregon	618	623	-0.3
7. California	633	654	-1.2
8. Arizona	597	647	-2.8
9. Washington	648	706	-3.2
10. Colorado	634	719	-4.7
11. USC	608	695	-4.8
12. Washington State	611	720	-6.1

BLOCKED SHOTS	G	Blocks	Avg/G
1. Stanford	18	112	6.22
2. Oregon State	18	107	5.94
3. UCLA	18	94	5.22
4. Utah	18	83	4.61
5. Colorado	18	68	3.78
6. California	18	60	3.33
7. Washington	18	56	3.11
8. Washington State	18	54	3.00
9. USC	18	54	3.00
10. Oregon	18	48	2.67
11. Arizona	18	41	2.28
12. Arizona State	18	34	1.89

ASSISTS	G	Assts	Avg/G
1. Arizona State	18	266	14.78
2. Oregon State	18	263	14.61
3. California	18	258	14.33
4. Stanford	18	251	13.94
5. Washington State	18	240	13.33
6. UCLA	18	222	12.33
7. Colorado	18	220	12.22
8. Oregon	18	220	12.22
9. Utah	18	215	11.94
10. USC	18	201	11.17
11. Washington	18	198	11.00
12. Arizona	18	191	10.61

STEALS	G	Steals	Avg/G
1. UCLA	18	176	9.78
2. Washington State	18	174	9.67
3. USC	18	168	9.33
4. Arizona State	18	159	8.83
5. Washington	18	134	7.44
6. Colorado	18	133	7.39
7. Stanford	18	131	7.28
8. Oregon	18	119	6.61
9. California	18	119	6.61
10. Oregon State	18	98	5.44
11. Arizona	18	98	5.44
12. Utah	18	97	5.39

TURNOVER MARGIN	Team	Opp	Margin
1. UCLA	243	342	+5.50
2. Washington State	289	349	+3.33
3. USC	259	315	+3.11
4. Arizona State	265	313	+2.67
5. Washington	239	247	+0.44
6. Stanford	258	254	-0.22
7. Oregon	272	251	-1.17
8. Colorado	299	277	-1.22
9. Arizona	318	284	-1.89
10. California	299	264	-1.94
11. Oregon State	264	200	-3.56
12. Utah	302	211	-5.06

ASSIST/TURNOVER RATIO	A	T	Ratio
1. Arizona State	266	265	1.00
2. Oregon State	263	264	1.00
3. Stanford	251	258	0.97
4. UCLA	222	243	0.91
5. California	258	299	0.86
6. Washington State	240	289	0.83
7. Washington	198	239	0.83
8. Oregon	220	272	0.81
9. USC	201	259	0.78
10. Colorado	220	299	0.74
11. Utah	215	302	0.71
12. Arizona	191	318	0.60

2015-16 PAC-12 HOME ATTENDANCES

School (Arena, Capacity)	Gms.	Att.	Avg.	High	High Versus
Arizona (McKale Center, 14,545)	15	19,544	1,303	6,652	KANSAS (11/23)
Arizona State (Wells Fargo Arena, 14,198)	17	41,321	2,431	4,543	KENTUCKY (11/15)
California (Haas Pavilion, 11,877)	16	2,9161	1,823	4,406	NEBRASKA (12/12)
Colorado (Coors Events Center, 11,064)	16	33,395	2,087	3,818	OREGON (1/22)
Oregon (Matthew Knight Arena, 12,541)	23	38,894	1,691	2,806	OREGON STATE (1/10)
Oregon State (Gill Coliseum, 10,400)	17	69,749	4,103	8,223	TENNESSEE (12/19)
Stanford (Maples Pavillion, 7,233)	17	54,521	3,207	4,082	OREGON (2/28)
UCLA (Pauley Pavilion, 12,819)	16	34,649	2,166	6,972	UCLA (2/28)
USC (Galen Center, 10,258)	17	15,088	888	3,433	ARIZONA (2/28)
Utah (Jon M. Huntsman Center, 15,000)	18	17,730	985	1,761	OREGON STATE (1/22)
Washington (Alaska Airlines Arena, 10,000)	16	30,079	1880	3,813	WASHINGTON (2/5)
Washington State (Friel Court, 12,058)	13	11,997	923	3,011	UC SANTA BARBARA (11/13)
TOTALS	201	396,128	1,971	55,678	

TEAM

MOST POINTS

122Oregon vs Portland State (12/17/15)
117California vs Sacramento St. (12/6/15)

MARGIN OF VICTORY

65 (110-45).....Oregon State vs Longwood (11/13/15)
63 (122-59).....Oregon vs Portland State (12/17/15)

MOST FIELD GOALS MADE

52California vs Sacramento St. (12/6/15)
48Oregon vs Portland State (12/17/15)

MOST FIELD GOAL ATTEMPTS

106UCLA at California (12/21/15)
85Oregon vs UC Riverside (12/15/15)

HIGHEST FIELD GOAL PERCENTAGE

.693 (52-75).....California vs Sacramento St. (12/6/15)
.690 (29-42).....California vs Arizona State (03/04/16)

MOST 3-PT FG MADE

15Stanford vs Missouri State (11/27/15)
15Oregon vs Portland State (12/17/15)

MOST 3-PT FG ATTEMPTS

33Stanford vs Missouri State (11/27/15)
33California vs Washington (1/31/16)
33Stanford vs Washington (3/27/16)

HIGHEST 3-PT PERCENTAGE

.800 (8-10).....California vs Cal State Northridge (12/30/15)
.700 (7-10).....Arizona at Oregon (03/03/16)

MOST FREE THROWS MADE

31Washington vs Santa Clara (11/14/15)
31UCLA at Colorado (1/29/16)

MOST FREE THROW ATTEMPTS

42Washington vs Santa Clara (11/14/15)
42UCLA at Colorado (1/29/16)

HIGHEST FREE THROW PERCENTAGE

1.000 (11-11).....Washington at Arizona State (2/21/16)
1.000 (9-9).....Oregon State vs Connecticut (04/03/16)
1.000 (8-8).....Washington State vs Washington (12/29/15)
1.000 (7-7).....Stanford vs Washington (1/29/16)
1.000 (6-6).....Oregon State vs Tennessee (12/19/15)
1.000 (4-4).....California vs Cal Poly (11/22/15)
1.000 (4-4).....Arizona at Oregon (1/31/16)

MOST REBOUNDS

65Oregon State vs Troy (3/18/16)
63Washington State vs San Jose State (11/27/15)

MOST ASSISTS

36California vs Sacramento St. (12/6/15)
33California vs Cal State Northridge (12/30/15)

MOST STEALS

22USC vs Santa Clara (11/16/15)
22Oregon vs Portland State (12/17/15)

MOST BLOCKED SHOTS

15Oregon State vs Arkansas (NOV. 28)
15UCLA at Utah (01/31/16)

MOST TURNOVERS

28Arizona State at Syracuse (12/12/15)
27California at Louisville (11/15/15)
27Oregon vs UC Santa Barbara (11/22/15)
27Arizona at Arizona State (1/22/16)
27California vs Washington State (1/29/16)
27Washington State at UCLA (02/12/16)
27Washington State at USC (2/14/16)

MOST FOULS

34UCLA vs Notre Dame (11-28-15)
31Colorado vs Loyola Marymount (11/14/15)

INDIVIDUAL

MOST POINTS

43Anigwe, Kristine (CAL) vs Sacramento St. (12/6/15)
38Weisner, Jamie (OSU) vs DePaul (03/26/16)

MOST FIELD GOALS MADE

18Anigwe, Kristine (CAL) vs Sacramento St (12/6/15)
14Walton, Talia (WASH) vs Kentucky (03/25/16)
14Weisner, Jamie (OSU) vs DePaul (03/26/16)

MOST FIELD GOAL ATTEMPTS

28Canada, Jordin (UCLA) at California (12/21/15)
27Plum, Kelsey (WASH) vs Oklahoma (12/6/15)
27Plum, Kelsey (WASH) at UCLA (02/14/16)

HIGHEST FIELD GOAL PERCENTAGE

1.000 (8-8).....Anigwe, Kristine (CAL) vs Arizona (12/14/16)
.917 (11-12).....Fagbenle, Temi (USC) at Washington (01/17/16)

MOST 3-PT FG MADE

8Walton, Talia (WASH) vs Santa Clara (11/14/15)
8Walton, Talia (WASH) vs Syracuse (04/03/16)

MOST 3-PT FG ATTEMPTS

16Huggins, Lauren (COLO) at Long Beach (12/06/15)
14Leonard, Kennedy (COLO) vs Washington (03/03/16)

HIGHEST 3-PT PERCENTAGE

1.000 (6-6).....Hempfen, Katie (ASU) vs New Mexico State (03-18-16)
.889 (8-9).....Walton, Talia (WASH) vs Santa Clara (11/14/15)
.889 (8-9).....Walton, Talia (WASH) vs Syracuse (04/03/16)

MOST FREE THROWS MADE

15Plum, Kelsey (WASH) at Utah (01/04/16)
13Plum, Kelsey (WASH) at Maryland (03/21/16)

MOST FREE THROW ATTEMPTS

17Plum, Kelsey (WASH) at Utah (01/04/16)
16Alleyne, Jillian (ORE) vs Colorado (2/14/16)

HIGHEST FREE THROW PERCENTAGE

1.000 (9-9).....Thompson, Lili (STAN) vs Purdue (11/29/15)
1.000 (9-9).....Anigwe, Kristine (CAL) at Oregon (1/17/16)
1.000 (9-9).....Petersen, Lexi (ORE) at Utah (01/24/16)
1.000 (9-9).....Smith, Haley (COLO) vs UCLA (1/29/16)
1.000 (9-9).....Plum, Kelsey (WASH) vs Oregon State (02/05/16)

MOST REBOUNDS

21Alleyne, Jillian (ORE) vs Arizona State (1/29/16)
21Simon, Kristen (USC) vs Washington (2/12/16)

MOST ASSISTS

14Green, Gabby (CAL) vs Cal State Northridge (12/30/15)
13Leonard, Kennedy (COLO) vs California (2/21/16)
13Sniezek, Marta (STAN) vs Washington (03/04/16)

MOST STEALS

7Walton, Talia (WASH) at Fresno State (11/20/15)
7Cazorla, Maite (ORE) vs Portland State (12/17/15)
7Brunner, Sophie (ASU) vs Arizona (1/22/16)
7Leonard, Kennedy (COLO) at Utah (02/04/16)

MOST BLOCKED SHOTS

8Hamblin, Ruth (OSU) at Utah (01/22/16)
7Potter, Emily (UTAH) vs Lamar (11/17/15)
7Hamblin, Ruth (OSU) at Marquette (12/3/15)
7Hamblin, Ruth (OSU) vs Oregon (1/8/16)
7Vandenberg, Jacinta (ORE) at Utah (01/24/16)
7Potter, Emily (UTAH) vs Stanford (02/21/16)
7McCall, Erica (STAN) at Utah (02/21/16)

MOST TURNOVERS

11Green, Gabby (CAL) vs Arizona State (03/04/16)
10Boclair, Tanaeya (UTAH) vs Oklahoma (11/26/15)

MOST POINTS

Career:	2,737	Chiney Ogwumike, STAN, 2011-14
Season:	967	Chiney Ogwumike, STAN, 2014
Game:	50	Cherie Nelson, USC vs. California, 3/10/89
Conf.:	50	Cherie Nelson, USC vs. California, 3/10/89

HIGHEST SCORING AVERAGE

Career:	23.2	Cherie Nelson, USC, 1987-89
Season:	26.1	Chiney Ogwumike, STAN, 2014
	26.1	Cherie Nelson, USC, 1989

MOST FIELD GOALS

Career:	1,100	Chiney Ogwumike, STAN, 2011-14
Season:	402	Chiney Ogwumike, STAN, 2014
Game:	19	Nnemkadi Ogwumike, STAN vs. Tennessee, 12/20/11
	19	Jayne Appel, STAN vs. Iowa State, 3/30/09
	19	Melani Francis, ASU vs. New Mexico, 1/1/94
	19	Jennifer Bennett, CAL vs. Creighton, 3/20/87
Conf.:	19	Natalie Williams, UCLA vs. California, 2/24/94

MOST FIELD GOALS ATTEMPTED

Career:	1,934	Candice Wiggins, STAN, 2005-08
Season:	760	Kelsey Plum, WASH, 2015-16
Game:	36	Monica Rasberry, OSU vs. Oregon, 12/10/88
Conf.:	36	Monica Rasberry, OSU vs. Oregon, 12/10/88

HIGHEST FIELD GOAL PERCENTAGE**(min. 4 made per game)**

Career:	.644	Kristin Folk, STAN, 1995, 1997-98 (250-388)
Season:	.645	Judie Lomax, OSU, 2007 (120-186)
Game:	1.000	Jillian Alleyne, ORE vs. ARIZ, 1/31/14 (11-11)
	1.000	Lauri Landerholm, ORE vs. Washington State, 1/22/87 (11-11)
Conf.:	1.000	Jillian Alleyne, ORE vs. ARIZ, 1/31/14 (11-11)
	1.000	Lauri Landerholm, ORE vs. Washington State, 1/22/87 (11-11)

MOST THREE-POINT FIELD GOALS

Career:	295	Candice Wiggins, STAN, 2005-08
Season:	124	Taylor Lilley, ORE, 2010
Game:	11	Kristi Kingma, WASH at Oregon, 2/15/13
Conf.:	11	Kristi Kingma, WASH at Oregon, 2/15/13

MOST THREE-POINT FIELD GOAL ATTEMPTS

Career:	815	Ashley Corral, USC, 2009-12
Season:	306	Katelyn Loper, ORE, 2014
	306	Taylor Lilley, ORE, 2010
Game:	21	Jamie Craighead, ORE vs. Iowa, 3/17/11
Conf.:	17	Chrishae Rowe, ORE vs. USC, 2/14/14
	17	Kristi Kingma, WASH at Oregon, 2/15/13

HIGHEST THREE-POINT FIELD GOAL PCT**(min. 1 made per game)**

Career:	(44-89)	.494	Rosalind Moore-Senior, ASU, 1987-89
Season:	(43-82)	.524	Kristin Iwanaga, CAL, 2005
Game:	(7-7)	1.000	Jennifer Azzi, STAN vs. Eastern Michigan, 12/29/89
	(6-6)	1.000	Katie Hempen, ASU vs. New Mexico State, 3/18/16
	(6-6)	1.000	Kelsey Plum, WASH vs. Oregon State, 1/24/14
	(5-5)	1.000	Lexy Kresl, COLO vs. Oregon State, 3/6/15
	(5-5)	1.000	Joslyn Tinkle, STAN vs. Michigan, 3/26/13
	(5-5)	1.000	Lexy Kresl, COLO vs. New Mexico, 12/29/12
	(5-5)	1.000	Micaela Cocks, ORE vs. Long Beach State, 12/5/09
	(5-5)	1.000	Sarah Pool, CAL at San Jose State, 12/8/05
	(5-5)	1.000	Melanie Pearson, UCLA vs. North Carolina, 12/18/97
	(4-4)	1.000	Vanessa Nygaard, STAN vs. Sacramento State, 12/19/95
Conf.:	(6-6)	1.000	Kaela Chapdelaine, ORE vs. UCLA, 2/23/08
	(5-5)	1.000	Lauren St. Clair, STAN vs. UCLA, 2/3/00
	(5-5)	1.000	Brook Coulter, CAL vs. UCLA, 2/4/01
	(5-5)	1.000	Kiki Williams, CAL vs. Oregon, 3/5/04

MOST FREE THROWS

Career:	676	Kelsey Plum, WASH, 2014-present
Season:	266	Kelsey Plum, WASH, 2016
Game:	23	Shaunda Greene, WASH vs. Northern Illinois, 11/30/91
Conf.:	20	Judy Shannon, OSU vs. Washington, 1/20/91

MOST CONSECUTIVE FREE THROWS MADE

	44	Bonnie Samuelson, STAN, 1/3/14-12/22/14
	35	Kelsey Plum, WASH, 2014-15
	33	Erica Mashia, USC, 11/12/95-1/11/96

MOST FREE THROW ATTEMPTS

Career:	903	Tanja Kostic, OSU, 1993-96
Season:	299	Kelsey Plum, WASH, 2016
Game:	27	Shaunda Greene, WASH vs. N. Illinois, 11/30/91
Conf.:	24	Judy Shannon, OSU vs. Washington, 1/20/90

HIGHEST FREE THROW PERCENTAGE**(min. 2 made per game)**

Career:	(235-264)	.890	Kristin Iwanaga, CAL, 2002-2005
Season:	(85-91)	.934	Kristin Iwanaga, CAL, 2005
Game:	(15-15)	1.000	Kristi Kingma, WASH vs. Oregon State, 1/25/13
	(15-15)	1.000	Maylana Martin, UCLA vs. Kentucky, 3/15/99
	(15-15)	1.000	Brina Chaney, OSU vs. Oregon, 2/7/04
	(14-14)	1.000	Teresa Palmisano, CAL vs. St Mary's, 12/5/90
	(14-14)	1.000	Jessica Schutt, ORE vs. Washington, 2/19/95
Conf.:	(15-15)	1.000	Kristi Kingma, WASH vs. Oregon State, 1/25/13
	(15-15)	1.000	Brina Chaney, OSU vs. Oregon, 2/7/04
	(14-14)	1.000	Jessica Schutt, ORE vs. Washington, 2/19/95

MOST REBOUNDS

Career:	1,712	Jillian Alleyne, ORE, 2013-16
Season:	519	Jillian Alleyne, ORE, 2014
Game:	27	Jillian Alleyne, ORE vs. Portland State, 11/15/12
Conf.:	26	Gennifer Brandon, CAL vs. USC, 1/17/13

HIGHEST REBOUNDING AVERAGE

Career:	14.3	Jillian Alleyne, ORE, 2013-16
Season:	16.2	Jillian Alleyne, ORE, 2014

MOST ASSISTS

Career:	757	Sonja Henning, STAN, 1988-91
Season:	278	Brenda Pantoja, ARIZ, 1996
Game:	20	Jade Hyett, WSU vs. California, 1/23/97
Conf.:	20	Jade Hyett, WSU vs. California, 1/23/97

HIGHEST ASSIST AVERAGE

Career:	7.1	Ryneldi Becenti, ASU, 1991-93
Season:	9.3	Brenda Pantoja, ARIZ, 1995-96

MOST BLOCKED SHOTS

Career:	425	Ruth Hamblin, OSU, 2013-16
Season:	141	Ruth Hamblin, OSU, 2014
Game:	13	Stefanie Kasperski, ORE vs. W. Kentucky, 12/29/87
Conf.:	12	Stefanie Kasperski, ORE vs. California, 2/26/88

HIGHEST BLOCKED SHOTS AVERAGE

Career:	3.4	Stefanie Kasperski, ORE, 1987-90
Season:	4.3	Stefanie Kasperski, ORE, 1988

MOST STEALS

Career:	372	Lisa Willis, UCLA, 2002-06
Season:	123	Jade Hyett, WSU, 1997
Game:	13	Sandra Van Embricqs, UCLA vs. Arizona, 2/12/87
Conf.:	13	Sandra Van Embricqs, UCLA vs. Arizona, 2/12/87

HIGHEST STEALS AVERAGE

Career:	3.1	Lisa Willis, UCLA, 2002-06
Season:	4.6	Jade Hyett, WSU, 1997

MOST POINTS

Season:	3,063	Stanford, 1990
Game:	122	Oregon vs. Portland State (59), Dec. 17, 2015
	122	Stanford vs. Long Beach State (49), Dec. 8, 1993
	122	Stanford vs. Cal State Fullerton (80), Dec. 10, 1994
Conf. Game:	119	Arizona vs. Oregon (112), Jan. 16, 2010
Both Teams, Gm:	231	Arizona (119) vs. Oregon (112), Jan. 16, 2010
Both Teams, Conf:	231	Arizona (119) vs. Oregon (112), Jan. 16, 2010
Losing Tm, Gm:	112	Oregon vs. Arizona (119), Jan. 16, 2010
Losing Tm, Conf:	112	Oregon vs. Arizona (119), Jan. 16, 2010

HIGHEST SCORING AVERAGE

Season:	93.2	Oregon, 2014
---------	------	--------------

LARGEST SCORING MARGIN

Season:	26.6	Stanford, 1990 (92.8 offense, 66.2 defense)
Game:	77	Stanford (112) vs. Washington (35), Jan. 8, 2009
Conf.:	77	Stanford (112) vs. Washington (35), Jan. 8, 2009

MOST FIELD GOALS

Season:	1160	Stanford, 1990 (33 games)
Game:	52	California vs. Sacramento State, Dec. 6, 2015
Conf.:	47	Stanford vs. Arizona, Feb. 24, 1990

MOST FIELD GOAL ATTEMPTS

Season:	2,608	Oregon, 2014 (32 games)
Game:	113	Oregon vs. Sacramento State, Nov. 28, 2010
Conf.:	101	Oregon vs. California, Jan. 5, 2013

HIGHEST FIELD GOAL PERCENTAGE

Season:	.521	Stanford, 1998 (800-1,536)
Game:	.696	Oregon at DePaul, Dec. 22, 1999 (32-46)
Conf.:	.695	UCLA at Washington State, Feb. 25, 1999 (41-59)

MOST THREE-POINT FIELD GOALS

Season:	301	Oregon, 2014
Game:	18	Washington vs. Furman, Nov. 29, 2014
	18	Washington at Oregon, Feb. 15, 2013
Conf.:	18	Washington at Oregon, Feb. 15, 2013

MOST THREE-POINT FIELD GOAL ATTEMPTS

Season:	1,004	Oregon, 2014
Game:	52	Oregon vs. Southern, Dec. 18, 2013
Conf.:	42	Oregon at UCLA, Jan. 17, 2014
	42	Stanford vs. Oregon, Jan. 5, 2012

HIGHEST 3-POINT FIELD GOAL PERCENTAGE

Season:	.443	Oregon, 1989 (51-115)
Game (Min. 7 att.):	.857	Stanford vs. UCLA, Jan. 18, 2013 (6-7)
Conf. (Min. 7 att.):	.857	Stanford vs. UCLA, Jan. 18, 2013 (6-7)

MOST FREE THROWS

Season:	642	Stanford, 1997
	642	UCLA, 1999
Game:	51	Washington vs. Northern Illinois, Nov. 30, 1991
Conf.:	41	California vs. Arizona State, Feb. 20, 1990

MOST FREE THROW ATTEMPTS

Season:	905	UCLA, 1999
Game:	69	Washington vs. Northern Illinois, Nov. 30, 1991
Conf.:	54	California vs. Arizona State, Feb. 20, 1990

HIGHEST FREE THROW PERCENTAGE

Season:	.808	Stanford, 2004 (476-589)
Game (Min.10 att):	1.000	Arizona vs. Bowling Green, Dec. 28, 2000 (17-17)
	1.000	Washington State vs. Oregon, Jan. 20, 2001 (17-17)
	1.000	Arizona vs. Stanford, Jan. 15, 1994 (17-17)
	1.000	Oregon St. vs. Washington State, Feb. 14, 2004 (17-17)
Conf. (Min.10 att):	1.000	Washington State vs. Oregon, Jan. 20, 2001 (17-17)
	1.000	Arizona vs. Stanford, Jan. 15, 1994 (17-17)
	1.000	Oregon State vs. Washington State, Feb. 14, 2004 (17-17)

MOST REBOUNDS

Season:	1,663	Stanford, 2009
Game:	75	Oregon vs. Sacramento State, Nov. 28, 2010
Conf.:	68	Stanford at Oregon, Jan. 27, 2011

HIGHEST REBOUNDING AVERAGE

Season:	47.8	Arizona State, 1990-91
---------	------	------------------------

LARGEST REBOUNDING MARGIN

Season:	13.2	Stanford, 2009 (43.8 offense, 30.5 defense)
Game:	41	Oregon State (74) vs. Hawaii (33), Dec. 20, 1993
Conf.:	36	Stanford (68) vs. Oregon (32), Jan. 27, 2011

MOST ASSISTS

Season:	758	Stanford, 1990
Game:	40	Oregon State vs. Sacramento State, Dec. 6, 2014
Conf.:	35	Stanford vs. California, Feb. 18, 1994

MOST BLOCKED SHOTS

Season:	235	Oregon State, 2016
Game:	16	Arizona State vs. Washington, Feb. 16, 2012
	16	Oregon vs. Western Kentucky, Dec. 29, 1987
Conf.:	16	Arizona State vs. Washington, Feb. 16, 2012

MOST STEALS

Season:	435	UCLA, 1999
Game:	28	California vs. South Carolina State, Nov. 23, 2003
Conf.:	25	California vs. Arizona, Feb. 3, 1990
	25	UCLA vs. Washington St., Jan. 5, 2003

MOST PERSONAL FOULS

Season:	733	Colorado, 2014
Game:	39	Stanford vs. Arizona, Feb. 28, 1998
Conf.:	39	Stanford vs. Arizona, Feb. 28, 1998

FEWEST PERSONAL FOULS

Season:	403	Oregon State, 2011
Game:	5	Oregon State vs. Troy, Mar. 18, 2016
	5	Stanford vs. Chattanooga, Dec. 28, 2015
	5	Oregon vs. Stanford, Mar. 1, 2015
	5	Oregon State at Utah, Mar. 1, 2012
	5	Stanford vs CS Bakersfield, Dec. 22, 2011
	5	Stanford vs. Rutgers, Nov. 14, 2010
Conf.:	5	Oregon vs. Stanford, Mar. 1, 2015

FEWEST POINTS ALLOWED

Season:	1632	Washington, 2011
Game:	23	Arizona State (75) vs. UC Irvine, Dec. 6, 2008
Conf.:	30	Arizona State (59) vs. Washington State, Feb. 21, 2008

LOWEST POINTS ALLOWED AVERAGE

Season:	51.9	Oregon State, 2016
	51.9	Stanford, 2013

LOWEST FIELD GOAL PERCENTAGE ALLOWED

Season:	.316	Stanford, 2013 (693-2192)
Game:	.154	Arizona vs. Howard (6-39), 2016 (Nov. 18, 2015)
	.154	Stanford vs. Pacific, Dec. 12, 2003

MOST CONSECUTIVE VICTORIES

All Games:	27	Stanford, Dec. 30, 2009-April 2, 2010
Conf.:	67	Stanford, Jan. 22, 2009-Jan. 9, 2013
Vs. Conf. teams	81	Stanford, Jan. 22, 2009-Jan. 9, 2013 <i>(includes postseason games)</i>

MOST CHAMPIONSHIPS

NCAA:	2	Stanford (1990, 92)
	2	USC (1983, 84)
WNIT:	2	Oregon State (1980, 82)
	2	Oregon (1989, 2002)
	1	Arizona (1996)
	1	California (2010)
	1	UCLA (2015)
Conf:	22	Stanford (1989, 90*, 91, 92, 93, 95, 96, 97, 98, 01*, 02, 03, 04*, 05, 06, 07, 08, 09, 10, 11, 12, 13*)
	3	Washington (1988, 90*, 01*)
	2	Arizona State (2000*, 16)
	2	Oregon (1999*, 2000)
	2	Oregon State (2015, 16)
	2	USC (1987, 94)
	1	Arizona (2004)
	1	California (2013)
	1	UCLA (1999)
		* - co-champions

WINS AND LOSSES

Highest Winning Pct:	.970	Stanford, 1990 (32-1)
Most Wins, Season:	36	Stanford, 2010
Most Wins, Conf. Season:	18	Stanford, 1989, '96, '97, 2002, '10, '11, '12
Most 20-Win Seasons:	27	Stanford (1988, 89, 90, 91, 92, 93, 94, 95, 96, 97, 98, 00, 02, 03, 04, 05, 06, 07, 08, 09, 10, 11, 12, 13, 14, 15, 16)
	10	Washington (1987, 88, 89, 90, 91, 94, 95, 01, 03)
Most Losses, Season:	27	Washington State, 2002
Most Losses, Conf. Season:	18	Washington State, 2002

POINTS (1500 Club)

Table listing career leaders in points with 1500 or more points. Includes players like Chierie Nelson, USC (1987-89) with 232 points, and Kelsey Plum, WASH (2014-present) with 2418 points.

* Total reflects only Pac-12 years.

SCORING AVERAGE (min. 2 seasons)

Table listing scoring averages for players with at least two seasons. Top scorers include Chierie Nelson, USC (1987-89) at 23.2 ppg and Kelsey Plum, WASH (2014-pres.) at 23.3 ppg.

Active: Kelsey Plum, WASH (2014-pres.) 23.3

REBOUNDS (700 Club)

Table listing career leaders in rebounds with 700 or more. Top rebounders include Jillian Alleyne, ORE (2013-16) with 1712 rebounds and Nicole Powell, STAN (2001-04) with 1143 rebounds.

REBOUNDING AVG. (min. 2 seasons)

Table listing rebounding averages for players with at least two seasons. Top rebounders include Jillian Alleyne, ORE (2013-16) at 14.3 rpg and Nicole Powell, STAN (2001-04) at 9.6 rpg.

Active: Emily Potter, UTAH (2014-pres.) 8.5

FIELD GOALS MADE

Table listing career leaders in field goals made. Top performers include Kelsey Plum, WASH (2014-present) with 1848 made field goals and Candice Wiggins, STAN (2005-08) with 1934 made field goals.

FIELD GOAL ATTEMPTS

Table listing career leaders in field goal attempts. Top performers include Candice Wiggins, STAN (2005-08) with 1934 attempts and Kelsey Plum, WASH (2014-present) with 1848 attempts.

FIELD GOAL PCT.

Table listing career field goal percentages. Top performers include Kristin Iwanaga, CAL (2002-05) at 89.0% and Kelley Suminski, STAN (2002-05) at 84.3%.

THREE-POINT FIELD GOALS MADE

Table listing career leaders in three-point field goals made. Top performers include Ashley Corral, USC (2009-12) with 295 made threes and Sydney Wiese, OSU (2013-present) with 270 made threes.

THREE-POINT FG ATTEMPTS

Table listing career leaders in three-point field goal attempts. Top performers include Ashley Corral, USC (2009-12) with 815 attempts and Sydney Wiese, OSU (2013-present) with 270 attempts.

THREE-POINT FG PCT

Table listing career three-point field goal percentages. Top performers include Rosalind Moore-Senior, ASU (1987-89) at 49.4% and Chris Holten, CAL (1987-90) at 46.7%.

Active: Samuelson, Karlie, STAN (2014-pres.) 42.0; Sydney Wiese, OSU (2013-pres.) 40.5

FREE THROWS MADE

Table listing career leaders in free throws made. Top performers include Kelsey Plum, WASH (2014-present) with 676 made free throws and Tanja Kostic, OSU (1993-96) with 608 made free throws.

FREE THROW ATTEMPTS

Table listing career leaders in free throw attempts. Top performers include Kelsey Plum, WASH (2014-present) with 770 attempts and Tanja Kostic, OSU (1993-96) with 903 attempts.

FREE THROW PCT

Table listing career free throw percentages. Top performers include Kristin Iwanaga, CAL (2002-05) at 89.0% and Kelley Suminski, STAN (2002-05) at 84.3%.

Active: Kelsey Plum, WASH (2013-present) 87.8

ASSISTS

Table listing career leaders in assists. Top performers include Sonja Henning, STAN (1988-91) with 757 assists and Jennifer Azzi, STAN (1987-90) with 751 assists.

STEALS

Table listing career leaders in steals. Top performers include Lisa Willis, UCLA (2003-06) with 372 steals and Nikki Blue, UCLA (2003-06) with 325 steals.

BLOCKED SHOTS

Table listing career leaders in blocked shots. Top performers include Ruth Hamblin, OSU (2013-2016) with 425 blocked shots and Stefanie Kasperski, ORE (1987-90) with 402 blocked shots.

MOST POINTS (600-POINT CLUB)

1. Chiney Ogwumike, STAN (2014) 967
- 2. Kelsey Plum, WASH (2016) 960**
3. Nnemkadi Ogwumike, STAN (2012) 809
4. Chiney Ogwumike, STAN (2013) 805
5. Candice Wiggins, STAN (2008) 787
6. Kate Starbird, STAN (1997) 753
- 7. Kelsey Plum, WASH (2015) 746**
8. Candice Wiggins, STAN (2006) 740
9. Jennifer Bennett, CAL (1987) 736
10. Cherie Nelson, USC (1988) 714
- 11. Kelsey Plum, WASH (2014) 712**
12. Rehema Stephens, UCLA (1991) 709
13. Nnemkadi Ogwumike, STAN (2010) 704
14. Chrishae Rowe, ORE (2014) 690
15. Jenni Ruff, WSU (1996) 685
16. Jillian Alleyne, ORE (2014) 684
17. Cherie Nelson, USC (1989) 678
18. Ashley Walker, CAL (2009) 672
19. Giuliana Mendiola, WASH (2004) 661
20. Lisa Leslie, USC (1994) 657
21. Adia Barnes, ARIZ (1998) 653
22. Tina Thompson, USC (1997) 653
23. Tanja Kostic, OSU (1996) 650
24. Stefanie Kasperski, ORE (1989) 650
25. Tanja Kostic, OSU (1995) 648
26. Tia Presley, WSU (2014) 647
27. Trisha Stafford, CAL (1992) 647
28. Kate Starbird, STAN (1996) 643
29. Alexis Gray-Lawson, CAL (2010) 642
30. Felicia Ragland, OSU (2002) 638
31. Lia Galdeira, WSU (2015) 640
32. Jazmine Davis, WASH (2014) 639
33. Krstine Anigwe, CAL (2016) 635
34. Lisa Leslie, USC (1992) 632
35. Nicole Powell, STAN (2004) 627
36. Jamie Weisner, OSU (2016) 623
37. Tina Thompson, USC (1996) 623
38. Jayne Appel, STAN (2009) 613
39. Candice Wiggins, STAN (2005) 612
40. Lia Galdiera, WSU (2014) 611
41. Val Whiting, STAN (1992) 611
42. Cherie Nelson, USC (1987) 604
43. Taylor Lilley, ORE (2010) 601
44. Judy Shannon, OSU (1992) 600

SCORING AVG. G . . . PTS . AVG

1. Chiney Ogwumike, STAN (2014) 37 . 967 . 26.1
2. Cherie Nelson, USC (1989) . . . 26 . 678 . 26.1
- 3. Kelsey Plum, WASH (2016) . . 37 . 960 25.9**
4. Rehema Stephens, UCLA (1991) 28 . 709 . 25.3
5. Cherie Nelson, USC (1988) . . . 30 . 714 . 23.8
6. Jennifer Bennett, CAL (1987) . . 31 . 736 . 23.7
7. Jenni Ruff, WSU (1996) 29 . 685 . 23.6
8. Natalie Williams, UCLA (1994) . . 24 . 561 . 23.4
9. Tanja Kostic, OSU (1996) 28 . 650 . 23.2
10. Tina Thompson, USC (1996) . . . 27 . 623 . 23.1

REBOUNDS (300-REBOUND CLUB)

1. Jillian Alleyne, ORE (2014) 519
2. Chiney Ogwumike, STAN (2013) 466
3. Chiney Ogwumike, STAN (2014) 446
4. Jillian Alleyne, ORE (2015) 455
- 5. Chantel Osahor, WASH (2016) 417**
6. Gennifer Brandon, CAL (2013) 389
7. Nnemkadi Ogwumike, STAN (2010) 376
8. Chiney Ogwumike, STAN (2012) 374
9. Ruth Hamblin, OSU (2016) 370
10. Jillian Alleyne, ORE (2013) 370
11. Lisa Leslie, USC (1994) 369
12. Jillian Alleyne, ORE (2016) 368
13. Nnemkadi Ogwumike, STAN (2012) 368
14. Kayla Pedersen, STAN (2010) 362
15. Aminah Williams, WASH (2013) 356
16. Aminah Williams, WASH (2014) 354
17. Ify Ibekwe, ARIZ (2010) 352
18. Jayne Appel, STAN (2009) 349
19. Cherie Nelson, USC (1987) 348
20. Michelle Plouffe, UTAH (2013) 347
21. Gennifer Brandon, CAL (2012) 346
22. Nicole Powell, STAN (2004) 346
23. Mikaela Ruef, STAN (2014) 345
- 24. Kaylee Johnson, STAN (2015) 344**
25. Kayla Pedersen, STAN (2008) 344
26. Jayne Appel, STAN (2008) 344
27. Shawntinice Polk, ARIZ (2004) 339
- 28. Emily Potter, UTAH (2016) 337**
29. Ify Ibekwe, ARIZ (2009) 336
30. Shawntinice Polk, ARIZ (2003) 335
31. Nicole Powell, STAN (2002) 327
32. Cherie Nelson, USC (1988) 324
33. Erica McCall, STAN (2016) 321
34. Jayne Appel, STAN (2010) 321
35. Natalie Williams, UCLA (1992) 318
36. Tina Thompson, USC (1994) 316
37. Ify Ibekwe, ARIZ (2011) 314
38. Natalie Williams, UCLA (1994) 314
39. Amber Hall, WASH (1998) 313
40. Natalie Williams, UCLA (1993) 310
41. Val Whiting, STAN (1991) 310
42. Aminah Williams, WASH (2015) 308
43. Michelle Plouffe, UTAH (2014) 306
44. Tina Thompson, USC (1997) 306
45. Stephanie Kasperski, ORE (1989) 304

REBOUNDING AVG. G . . . REB . AVG

1. Jillian Alleyne, ORE (2014) . . . 32 . 519 . 16.2
2. Jillian Alleyne, ORE (2015) . . . 30 . 455 . 15.2
3. Natalie Williams, UCLA (1992) . . 23 . 318 . 13.8
4. Jillian Alleyne, ORE (2016) . . . 27 . 367 . 13.6
5. Natalie Williams, UCLA (1993) . . 23 . 310 . 13.5
6. Natalie Williams, UCLA (1994) . . 24 . 314 . 13.1
7. Chiney Ogwumike, STAN (2013) 36 . 466 . 12.9
8. Lisa Leslie, USC (1994) 30 . 369 . 12.3
9. Chiney Ogwumike, STAN (2014) 37 . 446 . 12.1
10. Ingrid Dixon, CAL (1994) 24 . 288 . 12.0

FIELD GOALS MADE

1. Chiney Ogwumike, STAN (2014) 402
2. Chiney Ogwumike, STAN (2013) 317
- 3. Kelsey Plum, WASH (2016) 308**
4. Nnemkadi Ogwumike, STAN (2012) 307
5. Jennifer Bennett, CAL (1987) 280
6. Cherie Nelson, USC (1988) 275
7. Kate Starbird, STAN (1997) 275
8. Rehema Stephens, UCLA (1991) 273
9. Nnemkadi Ogwumike, STAN (2010) 266
10. Ashley Walker, CAL (2009) 264
11. Stefanie Kasperski, ORE (1989) 264

FIELD GOALS ATTEMPTS

- 1. Kelsey Plum, WASH (2016) 760**
2. Chiney Ogwumike, STAN (2014) 669
3. Chrishae Rowe, ORE (2014) 654
4. Rehema Stephens, UCLA (1991) 617
5. Candice Wiggins, STAN (2008) 602
6. Rehema Stephens, UCLA (1990) 596
7. Rehema Stephens, UCLA (1992) 594
8. Felicia Ragland, OSU (2002) 581
9. Lia Galdeira, WSU (2014) 265
10. Nnemkadi Ogwumike, STAN (2012) 561

FIELD GOAL PCT.

(minimum 4 made per game) FG-FGA . PCT

1. Judie Lomax, OSU (2007) 120-186 64.5
2. Nnemkadi Ogwumike, STAN (2009) 161-256 62.9
3. Tina Lelas, OSU (1995) 143-232 61.6
4. Kristen Kovessy, ASU (2005) 168-274 61.3
5. Brooke Smith, STAN (2005) 199-326 61.0
6. Shawntinice Polk, ARIZ (2003) 218-358 60.9
7. Stefanie Kasperski, ORE (1993) 264-436 60.6
8. Jayne Appel, STAN (2009) 251-417 60.2
9. Debbie Sporcich, ORE (1993) 124-206 60.2

THREE-POINT FIELD GOALS MADE

1. Taylor Lilley, ORE (2010) 124
- 2. Sydney Wiese, OSU (2014) 112**
3. Jeanette Pohlen, STAN (2011) 96
- 4. Sydney Wiese, OSU (2015) 95**
5. Lisa Griffith, ARIZ (1997) 92
6. Krista Rappahahn, UTAH (2006) 91
7. Candice Wiggins, STAN (2006) 90
8. Candice Wiggins, STAN (2008) 87
9. Talia Walton, WASH (2016) 86
10. Kristi Kingma, WASH (2013) 86

THREE-POINT FG ATTEMPTS

1. Katelyn Loper, ORE (2014) 306
2. Taylor Lilley, ORE (2010) 306
3. Kristi Kingma, WASH (2013) 272
- 4. Sydney Wiese, OSU (2014) 264**
5. Chrishae Rowe, ORE (2014) 263
6. Candice Wiggins, STAN (2008) 253
- 7. Jazmine Davis, WASH (2014) 242**
8. Talia Walton, WASH (2016) 238
9. Ashley Corral, USC (2010) 238
10. Lisa Griffith, ARIZ (1997) 234

THREE-POINT FIELD GOAL PCT.

(minimum 1 made per game) FG-FGA . PCT

1. Kristin Iwanaga, CAL (2005) 43-82 . 52.4
2. Taylor Lilley, ORE (2007) 39-77 . 50.6
3. Jennifer Azzi, STAN (1989) 53-107 . 49.5
- 4. Karlie Samuelson, STAN (2016) . . 80-169 47.3**
5. Susan Borchardt, STAN (2005) . . . 26-55 . 47.3
6. Rosiland Moore-Senior, ASU (1989) . 34-72 . 47.2
6. Michelle Eble, ORE (1989) 41-87 . 47.1
7. Chris Holten, CAL (1989) 46-98 . 46.9
8. Lisa Kotilainen, ASU (1995) 27-58 . 46.6
9. Lauren St. Clair, STAN (2000) 61-131 . 46.6
10. Joanna Smith, WSU (1998) 39-84 . 46.4
11. Katy Steding, STAN (1990) 71-153 . 46.4

FREE THROWS

1. Kelsey Plum, WASH (2016)	266
2. Kelsey Plum, WASH (2015)	207
Cassie Harberts, USC (2013)	207
4. Kelsey Plum, WASH (2014)	203
Jenni Ruff, WSU (1996)	203
6. Nnemkadi Ogumike, STAN (2012)	191
7. Jillian Alleyne, ORE (2014)	190
8. Candice Wiggins, STAN (2008)	184
9. Trisha Stafford, CAL (1992)	180
Tanja Kostic, OSU (1996)	180

FREE THROW ATTEMPTS

1. Kelsey Plum, WASH (2016)	299
2. Cassie Harberts, USC (2013)	298
3. Tanja Kostic, OSU (1995)	274
4. Jillian Alleyne, ORE (2014)	268
5. Tanja Kostic, OSU (1996)	263
6. Jenni Ruff, WSU (1996)	261
7. Trisha Stafford, CAL (1992)	244
8. Kelsey Plum, WASH (2014)	240
9. Cassie Harberts, USC (2014)	237
10. Cherie Nelson, USC (1989)	236

FREE THROW PCT.

(minimum 2 made per game)	FT-FTA .	PCT
1. Kristin Iwanaga, CAL (2005)	85-91	93.4
2. Gabrielle Richards, ORE (2006)	60-66	90.9
3. Shaq. Williams, ORE (2002)	108-119	90.8
4. Reiko Thomas, ARIZ (2010)	75-83	90.4
5. Andrea Constand, ARIZ (1996)	64-71	90.1
6. Mercedes Fox-Griffin, OSU (2009)	81-90	90.0
7. Kelsey Plum, WASH (2015)	207-231	89.6
8. Jeanette Pohlen, STAN (2011)	75-84	89.3
9. Kelsey Plum, WASH (2016)	266-299	89.6
10. Doreena Campbell, UCLA (2010)	76-86	88.4

ASSISTS

1. Brenda Pantoja, ARIZ (1996)	278
2. Reshea Bristol, ARIZ (2001)	242
3. Sonja Henning, STAN (1991)	237
4. Erica Gomez, UCLA (1999)	227
5. Brittany Boyd, CAL (2015)	226
6. Sonja Henning, STAN (1990)	221
7. Nicole Powell, STAN (2002)	220
8. Milena Flores, STAN (1999)	219
9. Anja Hellman, CAL (1987)	215
10. Corrie Mizusawa, ORE (2005)	209



USC's Cherie Nelson holds the Conference record for most points in a game, scoring 50 in 1989.

ASSISTS PER GAME G . . . AST . AVG

1. Brenda Pantoja, ARIZ (1996)	30	278	9.3
2. Boky Vidic, OSU (1994)	21	176	8.4
3. Jade Hyett, WSU (1997)	27	205	7.6
4. Reshea Bristol, ARIZ (2001)	32	242	7.6
5. Sonja Henning, STAN (1991)	32	237	7.4
6. Milena Flores, STAN (1999)	30	219	7.3
7. Ryneldi Becenti, ASU (1993)	27	195	7.2
8. Boky Vidic, OSU (1995)	29	203	7.0
9. Corrie Mizusawa, ORE (2005)	30	209	6.97
10. Anja Hellman, CAL (1987)	31	215	6.9

STEALS

1. Jade Hyatt, WSU (1997)	123
2. Lisa Willis, UCLA (2006)	115
3. Lia Galdeira, WSU (2015)	105
4. Nikki Thompson, ASU (1994)	104
5. Lisa Willis, UCLA (2005)	102
6. Lisa Willis, UCLA (2004)	100
Nicole Anderson, UCLA (1993)	100
Eliza Sokolowska, CAL (1995)	100
9. Brittany Boyd, CAL (2015)	97
Detra Lockhart, UCLA (1994)	97

STEALS PER GAME G . . . STL . AVG

1. Jade Hyett, WSU (1997)	27	123	4.6
2. Nikki Thompson, ASU (1994)	25	104	4.2
3. Nicole Anderson, UCLA (1993)	27	100	3.7
4. Eliza Sokolowska, CAL (1995)	27	100	3.7
5. Lisa Willis, UCLA (2005)	28	102	3.64
6. Lisa Willis, UCLA (2006)	32	115	3.59
7. Penny Bowden, WSU (1988)	28	96	3.4
8. Tammy Story, USC (1990)	27	91	3.4
9. Lisa Willis, UCLA (2004)	30	100	3.33
10. Lia Galdeira, WSU (2015)	32	105	3.28


BLOCKED SHOTS

1. Ruth Hamblin, OSU (2014)	141
2. Ruth Hamblin, OSU (2016)	130
3. Ruth Hamblin, OSU (2015)	122
4. Stefanie Kasperski, ORE (1988)	119
5. Patricia Bright, OSU (2012)	115
6. Stefanie Kasperski, ORE (1989)	111
7. Lisa Leslie, USC (1993)	95
8. Lisa Leslie, USC (1994)	94
9. El Sara Greer, OSU (2011)	92
Stefanie Kasperski, ORE (1990)	92

BLOCKS PER GAME G . . . REB . AVG

1. Stefanie Kasperski, ORE (1988)	28	119	4.3
2. Ruth Hamblin, OSU (2014)	35	141	4.03
3. Ruth Hamblin, OSU (2015)	32	122	3.81
4. Ruth Hamblin, OSU (2016)	37	130	3.51
5. Stefanie Kasperski, ORE (1989)	32	111	3.5
6. Patricia Bright, OSU (2012)	33	115	3.48
7. Lisa Leslie, USC (1993)	29	95	3.3
8. Stefanie Kasperski, ORE (1990)	29	92	3.2
9. Lisa Leslie, USC (1994)	30	94	3.1
10. El Sara Greer, OSU (2011)	30	92	3.07

2016-17 Returnees in bold



Oregon State's Tanja Kostic is fifth in the Pac-12 career scoring records and 18th in rebounding.



USC's Lisa Leslie is one of the most decorated players in Pac-12 women's basketball history.

SCORING **G..... PTS ... AVG**

1986-87	Jennifer Bennett, CAL	31	736	23.7
1987-88	Cherie Nelson, USC	30	714	23.8
1988-89	Cherie Nelson, USC	26	678	26.1
1989-90	Rehema Stephens, UCLA	29	583	20.1
1990-91	Rehema Stephens, UCLA	28	709	25.3
1991-92	Trisha Stafford, CAL	29	647	22.3
1992-93	Natalie Williams, UCLA	23	488	21.2
1993-94	Natalie Williams, UCLA	24	561	23.4
1994-95	Tanja Kostic, OSU	29	648	22.3
1995-96	Jenni Ruff, WSU	29	685	23.6
1996-97	Tina Thompson, USC	29	653	22.5
1997-98	Adia Barnes, ARIZ	30	653	21.8
1998-99	Maylana Martin, UCLA	31	565	18.2
1999-00	Shaquala Williams, ORE	31	549	17.7
2000-01	Michelle Greco, UCLA	27	537	19.9
2001-02	Felicia Ragland, OSU	32	638	19.9
2002-03	Michelle Greco, UCLA	29	549	18.9
2003-04	Giuliana Mendiola, WASH	31	661	21.3
2004-05	Dee-Dee Wheeler, ARIZ	32	564	17.6
2005-06	Candice Wiggins, STAN	34	740	21.8
2006-07	Casey Nash, OSU	28	560	20.0
2007-08	Candice Wiggins, STAN	39	787	20.2
2008-09	Ashley Walker, CAL	34	672	19.8
2009-10	Nnemkadi Ogwumike, STAN	38	704	18.5
2010-11	Nnemkadi Ogwumike, STAN	33	576	17.5
2011-12	Nnemkadi Ogwumike, STAN	36	809	22.5
2012-13	Chiney Ogwumike, STAN	36	805	22.4
2013-14	Chiney Ogwumike, STAN	37	967	26.1
2014-15	Kelsey Plum, WASH	33	746	22.6
2015-16	Kelsey Plum, WASH	37	960	25.9

REBOUNDING **G..... REB .. AVG**

1986-87	Cherie Nelson, USC	30	348	11.6
1987-88	Cherie Nelson, USC	30	324	10.8
1988-89	Fran Ciak, ASU	28	285	10.2
1989-90	S. VanEmbricqs, UCLA	29	278	9.6
1990-91	Teresa Palmisano, CAL	28	284	10.1
1991-92	Natalie Williams, UCLA	23	318	13.8
1992-93	Natalie Williams, UCLA	23	310	13.5
1993-94	Natalie Williams, UCLA	24	314	13.1
1994-95	Tina Thompson, USC	28	294	10.5
1995-96	Tanja Kostic, OSU	28	303	10.8
1996-97	Amber Hall, WASH	22	244	11.1
1997-98	Amber Hall, WASH	28	313	11.2
1998-99	Amber Hall, WASH	27	282	10.4
1999-00	Maylana Martin, UCLA	29	252	8.7
2000-01	Nicole Powell, STAN	30	255	8.5
2001-02	Nicole Powell, STAN	35	327	9.3
2002-03	Shawntinice Polk, ARIZ	31	335	10.8
2003-04	Nicole Powell, STAN	31	346	11.2
2004-05	Kate Benz, WSU	28	254	9.1
2005-06	Kate Benz, WSU	28	255	9.1
2006-07	Ashley Walker, CAL	32	277	8.7
2007-08	Ashley Walker, CAL	34	317	9.3
2008-09	Ify Ibekwe, ARIZ	29	336	11.6
2009-10	Ify Ibekwe, ARIZ	31	352	11.4
2010-11	Ify Ibekwe, ARIZ	32	314	9.8
2011-12	Markel Walker, UCLA	23	252	11.0
2012-13	Chiney Ogwumike, STAN	36	466	12.9
2013-14	Jillian Alleyne, ORE	32	519	16.2
2014-15	Jillian Alleyne, ORE	30	455	15.2
2015-16	Jillian Alleyne, ORE	27	368	13.6

FIELD GOAL PCT. **FGM . FGA ... PCT.**

1986-87	Monica Lamb, USC	224	381	58.8
1987-88	Tammy Leikem, ARIZ	120	211	56.9
1988-89	Stefanie Kasperski, ORE	264	436	60.6
1989-90	Trisha Stevens, STAN	240	437	54.9
1990-91	Kim Conway, ARIZ	125	214	58.4
1991-92	Camille Thompson, WSU	153	260	58.8
1992-93	Debbie Sporcich, ORE	124	206	60.2
1993-94	Sara Wilson, ORE	144	243	59.3
1994-95	Tina Lelas, OSU	143	232	61.6
1995-96	Kisa Hughes, UCLA	158	274	57.7
1996-97	Maylana Martin, UCLA	171	306	55.9
1997-98	Marta Alexander, ARIZ	147	239	59.4
1998-99	Jenny Mowe, ORE	95	159	59.7
1999-00	Tatum Brown, ARIZ	154	261	59.0
2000-01	Jenny Mowe, ORE	100	168	59.5
2001-02	Bethany Donaphin, STAN	137	232	59.1
2002-03	Shawntinice Polk, ARIZ	218	358	60.9
2003-04	Shawntinice Polk, ARIZ	230	401	57.4
2004-05	Kristen Kovcsdy, ASU	168	274	61.3
2005-06	Kristen Kovcsdy, ASU	165	275	60.0
2006-07	Judie Lomax, OSU	120	186	64.5
2007-08	Jayne Appel, STAN	251	427	58.8
2008-09	Nnemkadi Ogwumike, STAN	161	256	62.9
2009-10	Nnemkadi Ogwumike, STAN	266	445	59.8
2010-11	Nnemkadi Ogwumike, STAN	231	394	58.6
2011-12	Regina Rogers, WASH	219	375	58.4
2012-13	Chiney Ogwumike, STAN	317	541	58.6
2013-14	Chiney Ogwumike, STAN	402	669	60.1
2014-15	Ruth Hamblin, OSU	181	312	58.0
2015-16	Jillian Alleyne, ORE	203	347	58.5

3-PT FIELD GOAL PCT. **3F ATT ... PCT.**

1986-87	-----	-----	-----	
1987-88	Jennifer Azzi, STAN	70	162	43.2
1988-89	Jennifer Azzi, STAN	53	107	49.5
1989-90	Katy Steding, STAN	71	153	46.4
1990-91	Jennifer Bourn, ORE	49	111	44.1
1991-92	Jennifer Self, CAL	64	149	43.0
1992-93	Laura Moore, WASH	64	159	40.3
1993-94	Anette Mollerstrom, OSU	43	93	46.2
1994-95	Liisa Kotilainen, ASU	27	58	46.6
1995-96	Erica Mashia, USC	38	87	43.7
1996-97	Kate Starbird, STAN	74	174	42.5
1997-98	Joanna Smith, WSU	39	84	46.4
1998-99	Michelle Tom, ASU	29	69	42.0
1999-00	Lauren St. Clair, STAN	30	131	46.6
2000-01	Felicia Ragland, OSU	63	136	46.3
2001-02	Kelley Suminski, STAN	38	82	46.3
2002-03	Giuliana Mendiola, WASH	48	105	45.7
2003-04	Susan Borchardt, STAN	55	126	43.7
2004-05	Kristin Iwanaga, CAL	43	82	52.4
2005-06	Krista Rappahahn, STAN	91	208	43.8
2006-07	Taylor Lilley, ORE	39	77	50.6
2007-08	Alexis Gray-Lawson, CAL	56	140	40.0
2008-09	Briann January, ASU	65	145	44.8
2009-10	Victoria Kenyon, ORE	37	85	43.5
2010-11	Jackie Gemelos, USC	52	123	42.3
2011-12	Ashley Corral, USC	69	184	37.5
2012-13	Rachel Messer, UTAH	37	84	44.0
2013-14	Sydney Wiese, OSU	112	264	42.4
2014-15	Lexi Bando, ORE	55	125	44.0
2015-16	Karlie Samuelson, STAN	80	169	47.3

FREE THROW PCT. **FTM . FTA ... PCT.**

1986-87	Sherry Poole, ASU	84	100	84.0
1987-88	Jonni Gray, WSU	61	76	80.3
1988-89	Angie Miller, WSU	106	126	84.1
1989-90	Karen O'Connor, ASU	114	137	83.2
1990-91	Julie Zeilstra, STAN	149	175	85.1
1991-92	Lisa Salsman, ASU	65	75	86.7
1992-93	Laura Moore, WASH	75	92	81.5
1993-94	Jessica Schutt, ORE	56	67	83.6
1994-95	Sally Crowe, ORE	102	118	86.4
1995-96	Andrea Constand, ARIZ	64	71	90.1
1996-97	Kate Starbird, STAN	129	157	82.2
1997-98	Sonja Curtis, ORE	101	121	83.5
1998-99	Milena Flores, STAN	83	104	79.8
1999-00	Milena Flores, STAN	71	81	87.7
2000-01	Michelle Greco, UCLA	77	89	86.5
2001-02	Shaquala Williams, ORE	108	119	90.8
2002-03	Nicole Powell, STAN	98	112	87.5
2003-04	Nicole Powell, STAN	161	188	85.6
2004-05	Kristin Iwanaga, CAL	85	91	93.4
2005-06	Gabrielle Richards, ORE	60	66	90.9
2006-07	Emily Westerberg, ASU	133	153	86.9
2007-08	Briann January, ASU	114	132	86.4
2008-09	Mercedes Fox-Griffin, OSU	81	90	90.0
2009-10	Reiko Thomas, ARIZ	75	83	90.4
2010-11	Jeanette Pohlen, STAN	75	84	89.3
2011-12	Nnemkadi Ogwumike, STAN	191	230	83.0
2012-13	Devyn Galland, ORE	84	96	87.5
2013-14	Deja Mann, ASU	78	90	86.7
2014-15	Kelsey Plum, WASH	207	231	89.6
2015-16	Kelsey Plum, WASH	266	299	89.0

STEALS **G..... ST AVG**

1986-87	Penny Bowden, WSU	28	88	3.1
1987-88	Penny Bowden, WSU	28	96	3.4
1988-89	Karen O'Connor, ASU	28	86	3.1
1989-90	Tammy Story, USC	27	91	3.4
1990-91	Tammy Story, USC	30	96	3.2
1991-92	Vanessa Selden, ORE	27	84	3.1
1992-93	Nicole Anderson, UCLA	27	100	3.7
1993-94	Nikki Thompson, ASU	25	104	4.2
1994-95	Eliza Sokolowska, CAL	27	100	3.7
1995-96	Jade Hyett, WSU	29	85	2.9
1996-97	Jade Hyett, WSU	27	123	4.6
1997-98	Stephanie Freeman, ASU	26	77	2.96
1998-99	Julia Gray, WASH	29	86	2.97
1999-00	Courtney Johnson, CAL	24	76	3.17
2000-01	Courtney Johnson, CAL	28	89	3.2
2001-02	Felicia Ragland, OSU	32	79	2.47
2002-03	Michelle Greco, UCLA	29	81	2.79
2003-04	Lisa Willis, UCLA	30	100	3.33
2004-05	Lisa Willis, UCLA	28	102	3.64
2005-06	Lisa Willis, UCLA	32	115	3.59
2006-07	Emily Florence, WASH	31	68	2.19
2007-08	Briann January, ASU	33	72	2.18
2008-09	Sami Whitcomb, WASH	30	68	2.27
2009-10	Kiki Moore, WSU	30	95	3.2
2010-11	Eliza Pierre, CAL	34	90	2.65
2011-12	Jazmine Perkins, WSU	33	87	2.64
2012-13	Lia Galdeira, WSU	31	86	2.77
2013-14	Brittany Boyd, CAL	31	89	2.87
2014-15	Lia Galdeira, WSU	32	105	3.28
2015-16	Gabby Green, CAL	27	71	2.63

BLOCKS	G.....	BLK...	AVG	ASSIST/TURNOVER RATIO.....	G.....	AST	TO.....	Ratio
1986-87	Monica Lamb, USC.....	30	82	2.7	1986-87			
1987-88	Stefanie Kasperski, ORE	28	119	4.3	1987-88			
1988-89	Stefanie Kasperski, ORE	32	111	3.5	1988-89			
1989-90	Stefanie Kasperski, ORE	29	92	3.2	1989-90			
1990-91	Lisa Leslie, USC.....	30	78	2.6	1990-91			
1991-92	Lisa Leslie, USC.....	31	54	1.7	1991-92			
1992-93	Lisa Leslie, USC.....	29	95	3.3	1992-93			
1993-94	Lisa Leslie, USC.....	30	94	3.1	1993-94			
1994-95	Renae Fegent, ORE	28	65	2.3	1994-95			
1995-96	Renae Fegent, ORE	29	74	2.6	1995-96			
1996-97	Michelle Campbell, USC	28	59	2.1	1996-97			
1997-98	Marte Alexander, ARIZ.....	29	53	1.83	1997-98			
1998-99	Jenny Mowe, ORE	31	63	2.03	1998-99			
1999-00	Sissel Pierce, OSU	29	85	2.93	1999-00			
2000-01	Denise Woods, USC.....	27	51	1.9	2000-01			
2001-02	Cori Enghusen, STAN	35	58	1.66	2001-02	Leilani Estavan, OSU.....	32	174.....752.32
2002-03	Shawntinice Polk, ARIZ.....	31	80	2.58	2002-03	Julie Brase, ARIZ.....	31	128.....661.94
2003-04	Shawntinice Polk, ARIZ.....	33	80	2.42	2003-04	Corrie Mizusawa, ORE	29	180.....902.00
2004-05	Shawntinice Polk, ARIZ.....	30	62	2.07	2004-05	Corrie Mizusawa, ORE	30	209.....752.79
2005-06	Ashley Walker, CAL.....	30	51	1.70	2005-06	Jamie Hagiya, USC.....	31	110.....621.77
2006-07	Jayne Appel, STAN	33	61	1.85	2006-07	JJ Hones, STAN.....	23	90.....322.81
2007-08	Jayne Appel, STAN	39	84	2.15	2007-08	JJ Hones, STAN.....	38	120.....472.55
2008-09	Jayne Appel, STAN	38	70	1.84	2008-09	Briann January, ASU	35	167.....802.1
2009-10	Carly Noyes, WSU.....	30	57	1.9	2009-10	Jeanette Pohlen, STAN	37	167.....822.0
2010-11	El Sara Greer, OSU	30	92	3.07	2010-11	Kayla Pedersen, STAN	35	123.....691.78
2011-12	Patricia Bright, OSU.....	33	115	3.48	2011-12	Toni Kokenis, STAN	37	132.....592.24
2012-13	Joslyn Tinkle, STAN	36	66	1.83	2012-13	Mercedes Wetmore, WASH	32	109.....641.70
2013-14	Ruth Hamblin, OSU.....	35	141	4.03	2013-14	Amber Orrange, STAN	37	166.....572.91
2014-15	Ruth Hamblin, OSU.....	32	122	3.81	2014-15	Sydney Wiese, OSU	32	179.....872.06
2015-16	Ruth Hamblin, OSU.....	37	130	3.51	2015-16	Maite Cazorla, ORE.....	35	206.....1032.00

ASSISTS	G.....	AST ...	AVG
1986-87	Anja Hellman, CAL	31	215.....6.9
1987-88	Paula Pyers, USC	30	181.....6.0
	Jennifer Azzi, STAN	32	191.....6.0
1988-89	Jennifer Azzi, STAN	31	203.....6.5
1989-90	Sonja Henning, STAN	33	221.....6.7
1990-91	Sonja Henning, STAN	32	237.....7.4
1991-92	Ryneldi Becenti, ASU	29	201.....6.9
1992-93	Ryneldi Becenti, ASU	27	195.....7.2
1993-94	Boky Vidic, OSU	21	176.....8.4
1994-95	Boky Vidic, OSU	29	203.....7.0
1995-96	Brenda Pantoja, ARIZ.....	30	278.....9.3
1996-97	Jade Hyett, WSU	27	205.....7.6
1997-98	Milena Flores, STAN	27	165.....6.11
1998-99	Milena Flores, STAN	30	219.....7.3
1999-00	Milena Flores, STAN	30	178.....5.93
2000-01	Reshea Bristol, ARIZ.....	32	242.....7.6
2001-02	Nicole Powell, STAN	35	220.....6.29
2002-03	Giuliana Mendiola, WASH	30	162.....5.4
2003-04	Corrie Mizusawa, ORE	29	180.....6.21
2004-05	Corrie Mizusawa, ORE	30	209.....6.97
2005-06	Nikki Blue, UCLA.....	32	189.....5.91
2006-07	Mercedes Fox-Griffin, OSU	28	180.....6.43
2007-08	Ashley Whisonant, ARIZ.....	29	141.....4.86
2008-09	Briann January, ASU	35	167.....4.77
2009-10	Ashley Corral, USC	31	154.....5.0
2010-11	Sarah Morton, WASH	24	118.....4.92
2011-12	Janita Badon, UTAH.....	26	143.....5.50
2012-13	Markel Walker, UCLA.....	33	187.....5.67
2013-14	Brittany Boyd, CAL	31	185.....5.97
2014-15	Brittany Boyd, CAL	33	26.....6.85
2015-16	Talia Walton, WASH	37	2.32

TRIPLE-DOUBLES*(Pac-12 years only)***DAVELLYN WHYTE, ARIZONA**vs. Arizona State, Feb. 19, 2013
(31 points, 16 rebounds, 10 assists)**RYNELDI BECENTI, ARIZONA STATE**vs. Oregon, Jan. 25, 1992
(15 points, 10 rebounds, 12 assists)**ROBIN CONLEY, ARIZONA STATE**vs. Washington, Jan. 17, 1987
(16 points, 10 rebounds, 15 assists)**BRITTANY BOYD, CALIFORNIA**vs. Sacramento State, Dec. 3, 2014
(11 points, 19 rebounds, 16 assists)
vs. San Jose State, Nov. 28, 2014
(11 points, 13 rebounds, 12 assists)
vs. Washington State, Feb. 27, 2014
(13 points, 14 rebounds, 11 assists)**GABBY CREEN, CALIFORNIA**vs. CSUN, Dec. 30, 2015
(11 points, 10 assists, 14 assists)**ELIZA SOKOLOWSKA, CALIFORNIA**vs. Arizona State, Feb. 9, 1995
(13 points, 15 assists, 10 steals)**CHUCKY JEFFERY, COLORADO**at Oklahoma State, Mar. 25, 2012
(12 points, 12 rebounds, 10 assists)**LEXY KRESL, COLORADO**vs. Colorado State, Nov. 29, 2014
(12 points, 11 rebounds, 11 assists)**RUTH HAMBLIN, OREGON STATE**vs. Oregon, Jan. 13, 2014
(23 points, 12 rebounds, 10 blocks)**JENNIFER AZZI, STANFORD**vs. Brigham Young, Jan. 15, 1987
(14 points, 10 rebounds, 16 assists)**SONJA HENNING, STANFORD**vs. Cal State Fullerton, March 16, 1991
(19 points, 10 rebounds, 10 assists)**NICOLE POWELL, STANFORD**vs. Tulane, Mar. 18, 2002
(16 points, 10 rebounds, 10 assists)
vs. Weber State, Mar. 16, 2002
(20 points, 11 rebounds, 10 assists)
vs. Washington, Feb. 14, 2002
(21 points, 10 rebounds, 12 assists)
vs. Santa Clara, Dec. 2, 2001
(29 points, 15 rebounds, 10 assists)
vs. Indiana, Nov. 16, 2001
(11 points, 12 rebounds, 11 assists)
at Washington State, Feb. 22, 2001
(10 points, 10 rebounds, 10 assists)**ERICA GOMEZ, UCLA**vs. USC, Feb. 24, 1996
(18 points, 11 rebounds, 10 assists)**NOELLE QUINN, UCLA**vs. California, Feb. 19, 2004
(21 points, 10 rebounds, 10 assists)**MARKEL WALKER, UCLA**vs. Washington State, Feb. 4, 2012
(14 points, 15 rebounds, 10 assists)

SCORING	G	PTS	AVG	
1986-87	USC	30	2484	82.8
1987-88	USC	30	2432	81.1
1988-89	Stanford	31	2724	87.9
1989-90	Stanford	33	3036	92.8
1990-91	Stanford	32	2732	85.4
1991-92	Stanford	33	2825	85.6
1992-93	Stanford	32	2527	79.0
1993-94	Stanford	31	2592	83.6
1994-95	Stanford	33	2788	84.5
1995-96	Stanford	32	2485	77.7
1996-97	Stanford	36	3033	84.3
1997-98	Stanford	27	2314	85.7
1998-99	UCLA	34	2896	85.2
1999-00	Arizona	32	2484	77.6
2000-01	Arizona	32	2521	78.8
2001-02	Stanford	35	2809	80.3
2002-03	Washington	30	2267	75.6
2003-04	Arizona	33	2386	72.3
2004-05	Stanford	35	2724	77.8
2005-06	Stanford	34	2671	78.6
2006-07	Arizona State	36	2606	72.4
2007-08	Stanford	39	2928	75.1
2008-09	Stanford	38	2839	76.1
2009-10	Oregon	34	2767	81.4
2010-11	Stanford	36	2856	79.3
2011-12	Stanford	32	2811	76.0
2012-13	California	36	2586	71.8
2013-14	Oregon	32	2981	93.2
2014-15	Washington	33	2476	75.0
2015-16	UCLA	35	2583	73.8

REBOUNDING	G	REB	AVG	
1986-87	Oregon	30	1387	46.2
1987-88	UCLA	30	1306	43.5
1988-89	Arizona State	28	1234	44.1
1989-90	USC	27	1183	43.8
1990-91	Arizona State	28	1337	47.8
1991-92	UCLA	31	1432	46.2
1992-93	Stanford	32	1410	44.1
1993-94	USC	30	1377	45.9
1994-95	Stanford	33	1412	42.8
1995-96	Oregon State	28	1167	41.7
1996-97	Washington	28	1259	45.0
1997-98	Washington	28	1244	44.4
1998-99	Washington	29	1290	44.5
1999-00	UCLA	29	1209	41.7
2000-01	Washington	32	1351	42.2
2001-02	Stanford	35	1517	43.3
2002-03	Arizona	31	1234	39.8
2003-04	Arizona	33	1265	38.3
2004-05	USC	31	1251	40.4
2005-06	Stanford	34	1395	41.0
2006-07	Stanford	34	1454	42.8
2007-08	UCLA	31	1309	42.2
2008-09	Stanford	38	1663	43.8
2009-10	Stanford	38	1719	45.2
2010-11	Stanford	36	1565	43.5
2011-12	California	35	1592	45.5
2012-13	California	36	1606	44.6
2013-14	Oregon	32	1633	51.0
2014-15	Oregon State	32	1370	42.8
2015-16	Oregon State	37	1620	43.8

FIELD GOAL PCT.	FGM	FGA	PCT	
1986-87	USC	1006	2035	49.4
1987-88	Oregon	765	1651	46.3
1988-89	Stanford	1027	2092	49.1
1989-90	Stanford	1160	2317	50.1
1990-91	Washington	835	1764	47.3
1991-92	Stanford	1021	2114	48.3
1992-93	California	837	1815	46.1
1993-94	Oregon State	837	1752	47.8
1994-95	Oregon State	867	1779	48.7
1995-96	Arizona	862	1762	48.9
1996-97	Stanford	1093	2317	47.2
1997-98	Stanford	800	1536	52.1
1998-99	UCLA	1081	2272	47.6
1999-00	Stanford	798	1221	46.4
2000-01	Arizona	914	1946	47.0
2001-02	Stanford	1027	2151	47.7
2002-03	Arizona	883	1888	46.8
2003-04	Arizona	919	2002	45.9
2004-05	Stanford	994	2063	48.2
2005-06	Stanford	999	2137	46.7
2006-07	Arizona State	454	2052	46.5
2007-08	Stanford	1096	2395	45.8
2008-09	Stanford	1098	2323	47.3
2009-10	Stanford	1066	2302	46.3
2010-11	Stanford	1062	2160	49.2
2011-12	Stanford	1049	2298	45.6
2012-13	Stanford	970	2133	45.5
2013-14	Stanford	1066	2269	47.0
2014-15	Oregon State	866	1908	45.4
2015-16	Oregon	931	1998	46.6

SCORING MARGIN	OWN	OPP	DIFF	
1986-87	Washington	76.7	64.1	12.6
1987-88	Washington	77.5	62.6	14.9
1988-89	Stanford	87.9	68.3	19.5
1989-90	Stanford	92.8	66.2	23.0
1990-91	Stanford	85.4	70.7	14.7
1991-92	Stanford	85.6	70.1	15.5
1992-93	Stanford	79.0	63.3	15.6
1993-94	Stanford	83.6	65.7	17.9
1994-95	Stanford	84.5	60.8	23.7
1995-96	Stanford	77.7	60.0	17.7
1996-97	Stanford	84.3	61.1	23.1
1997-98	Stanford	85.7	70.9	14.9
1998-99	UCLA	85.2	72.9	12.3
1999-00	Arizona	77.6	67.7	9.9
2000-01	Arizona	78.8	69.7	9.1
2001-02	Stanford	80.3	61.4	18.9
2002-03	Stanford	70.7	58.9	11.8
2003-04	Stanford	70.4	58.4	11.9
2004-05	Stanford	77.8	56.0	21.9
2005-06	Stanford	78.6	62.9	15.7
2006-07	Stanford	71.3	57.1	14.2
2007-08	Stanford	75.1	56.4	18.7
2008-09	Stanford	76.1	55.8	20.3
2009-10	Stanford	76.1	53.9	22.2
2010-11	Stanford	79.3	55.5	23.9
2011-12	Stanford	76.0	55.3	20.7
2012-13	Stanford	70.5	51.9	18.6
2013-14	Stanford	76.7	60.2	16.6
2014-15	Oregon State	72.8	57.2	15.7
2015-16	Oregon State	66.9	51.9	14.9

REBOUNDING MARGIN	OWN	OPP	DIFF	
1986-87	Washington	42.4	34.5	7.9
1987-88	UCLA	43.5	36.0	7.5
1988-89	Oregon	42.7	37.3	5.4
1989-90	Stanford	43.2	35.5	7.6
1990-91	Oregon State	44.5	38.9	5.6
1991-92	Stanford	43.0	38.6	4.4
1992-93	USC	40.5	35.2	5.3
1993-94	USC	45.9	40.6	5.3
1994-95	Stanford	42.8	33.6	9.2
1995-96	Stanford	41.1	35.3	5.8
1996-97	Stanford	43.7	35.6	8.1
1997-98	Stanford	39.3	30.8	8.6
1998-99	UCLA	43.3	38.3	5.0
1999-00	Oregon State	39.7	34.0	5.7
2000-01	Oregon State	38.0	34.4	3.6
2001-02	Stanford	43.3	35.0	8.3
2002-03	Stanford	39.2	31.2	8.0
2003-04	Arizona	38.3	33.5	4.8
2004-05	Stanford	39.5	33.2	6.2
2005-06	Arizona State	37.8	31.3	6.4
2006-07	Stanford	42.8	35.4	7.4
2007-08	California	40.9	33.1	7.7
2008-09	Stanford	43.8	30.5	13.2
2009-10	Stanford	45.2	33.5	11.8
2010-11	Stanford	43.5	31.9	11.6
2011-12	California	45.5	32.9	12.6
2012-13	California	44.6	33.2	11.4
2013-14	Stanford	42.6	34.7	7.9
2014-15	Oregon State	42.8	34.3	8.5
2015-16	Oregon State	43.8	32.4	11.4

3-PT FIELD GOAL PCT.	FGM	FGA	PCT	
1986-87	Arizona State	24	58	41.4
1987-88	Oregon	51	115	44.3
1988-89	Stanford	177	420	42.1
1989-90	Washington	80	192	41.7
1990-91	Washington	80	192	41.7
1991-92	California	134	346	38.7
1992-93	Oregon	155	429	36.1
1993-94	Oregon State	72	185	38.9
1994-95	Washington State	144	423	34.0
1995-96	Arizona	155	406	38.2
1996-97	Stanford	205	544	37.7
1997-98	Stanford	151	381	39.6
1998-99	Washington State	200	568	35.2
1999-00	Stanford	213	522	40.8
2000-01	Stanford	188	504	37.3
2001-02	Stanford	258	657	39.3
2002-03	Washington	246	676	36.4
2003-04	Stanford	256	679	37.7
2004-05	Stanford	221	581	38.0
2005-06	Stanford	241	609	39.6
2006-07	Arizona State	176	466	37.8
2007-08	California	155	447	34.7
2008-09	Arizona State	180	458	39.3
2009-10	Oregon	284	799	33.5
2010-11	Stanford	225	623	36.1
2011-12	Arizona	203	577	39.4
2012-13	Utah	208	589	35.3
2013-14	Oregon State	288	781	36.9
2014-15	Colorado	161	421	38.2
2015-16	Oregon	271	644	42.1

FREE THROW PCT.				FTM	FTA	PCT
1986-87	California	592	799	74.1		
1987-88	Stanford	451	608	74.2		
1988-89	Washington State	485	671	72.3		
1989-90	Stanford	566	741	76.4		
1990-91	Stanford	593	810	73.2		
1991-92	Stanford	633	861	73.5		
1992-93	Stanford	462	654	70.6		
1993-94	Stanford	499	677	73.7		
1994-95	Oregon	479	665	72.0		
1995-96	Stanford	521	726	71.8		
1996-97	Stanford	642	887	72.4		
1997-98	Stanford	563	783	71.9		
1998-99	Arizona	520	721	72.1		
1999-00	Washington State	337	453	74.4		
2000-01	Stanford	413	573	72.1		
2001-02	Arizona	445	601	74.0		
2002-03	Stanford	472	611	77.3		
2003-04	Stanford	476	589	80.8		
2004-05	Stanford	515	685	75.2		
2005-06	Oregon	344	459	74.9		
2006-07	Arizona State	571	768	75.1		
2007-08	Stanford	509	704	72.3		
2008-09	Oregon State	462	621	74.4		
2009-10	Stanford	522	710	73.5		
2010-11	Stanford	507	683	74.2		
2011-12	Stanford	521	684	76.2		
2012-13	Stanford	410	571	71.8		
2013-14	Oregon	610	830	73.5		
2014-15	Washington	522	669	78.0		
2015-16	Washington	521	668	78.0		

ASSISTS				G	AST	AVG
1986-87	California	31	619	20.0		
1987-88	Stanford	32	577	18.0		
1988-89	Stanford	31	656	21.2		
1989-90	Stanford	33	758	23.0		
1990-91	Stanford	32	646	20.2		
1991-92	Stanford	33	613	18.6		
1992-93	Stanford	32	599	18.7		
1993-94	Stanford	31	614	19.8		
1994-95	Stanford	33	682	20.7		
1995-96	Arizona	30	581	19.4		
1996-97	Stanford	36	666	18.5		
1997-98	Stanford	27	496	18.4		
1998-99	UCLA	34	565	16.6		
1999-00	Arizona	32	574	17.9		
2000-01	Arizona	32	531	16.6		
2001-02	Stanford	35	672	19.2		
2002-03	Washington	30	549	18.3		
2003-04	Arizona State	29	475	16.4		
2004-05	Arizona State	34	579	17.0		
2005-06	Arizona State	32	588	18.4		
2006-07	Arizona State	36	652	18.1		
2007-08	Stanford	39	674	17.2		
2008-09	Stanford	38	716	18.8		
2009-10	Stanford	38	666	17.5		
2010-11	Stanford	36	635	17.64		
2011-12	Stanford	37	613	16.57		
2012-13	UCLA	34	556	16.35		
2013-14	Stanford	37	655	17.7		
2014-15	Oregon State	32	596	18.63		
2015-16	California	32	511	15.97		

STEALS				G	ST	AVG
1986-87	Oregon State	28	339	12.1		
1987-88	Washington	30	366	12.2		
1988-89	Stanford	31	333	10.7		
1989-90	UCLA	29	311	10.7		
1990-91	Oregon State	28	350	12.5		
1991-92	Arizona State	29	420	14.5		
1992-93	Arizona State	27	372	13.8		
1993-94	Arizona State	25	338	13.5		
1994-95	California	27	336	12.4		
1995-96	UCLA	27	343	12.7		
1996-97	Arizona	31	399	12.9		
1997-98	UCLA	29	341	11.8		
1998-99	UCLA	34	435	12.8		
1999-00	UCLA	29	321	11.1		
2000-01	UCLA	29	324	11.2		
2001-02	USC	30	303	10.1		
2002-03	UCLA	29	383	13.2		
2003-04	UCLA	30	369	12.3		
2004-05	UCLA	28	333	11.9		
2005-06	UCLA	32	334	10.4		
2006-07	Washington	31	303	9.7		
2007-08	UCLA	31	317	10.2		
2008-09	UCLA	31	333	10.7		
2009-10	UCLA	34	362	10.6		
2010-11	UCLA	33	420	12.7		
2011-12	Arizona State	32	336	10.5		
2012-13	UCLA	34	338	9.94		
2013-14	Oregon	32	327	10.2		
2014-15	Washington State	32	321	10.03		
2015-16	Washington State	30	305	10.17		

BLOCKED SHOTS				G	BS	AVG
1986-87	Oregon	30	164	5.5		
1987-88	Oregon	28	161	5.8		
1988-89	Oregon	32	148	4.6		
1989-90	Oregon	29	130	4.5		
1990-91	Oregon State	28	120	4.3		
1991-92	Stanford	33	112	3.4		
1992-93	USC	29	141	4.9		
1993-94	USC	30	172	5.7		
1994-95	USC	28	116	4.1		
1995-96	Oregon	29	105	3.6		
1996-97	USC	29	132	4.6		
1997-98	Oregon State	27	87	3.2		
1998-99	Stanford	30	137	4.6		
1999-00	Oregon State	30	147	4.9		
2000-01	Stanford	30	176	5.9		
2001-02	Stanford	35	196	5.6		
2002-03	Oregon State	30	117	3.9		
2003-04	Oregon State	32	127	3.9		
2004-05	Arizona	32	131	4.1		
2005-06	Stanford	34	146	4.3		
2006-07	Stanford	34	189	5.5		
2007-08	Stanford	39	187	4.8		
2008-09	Stanford	38	177	4.7		
2009-10	Oregon	34	149	4.4		
2010-11	Oregon State	30	143	4.77		
2011-12	Arizona State	32	187	5.84		
2012-13	Oregon State	31	172	5.55		
2013-14	Oregon State	35	221	6.31		
2014-15	Oregon State	32	191	5.97		
2015-16	Oregon State	37	235	6.35		

SCORING DEFENSE				G	PTS	AVG
1986-87	Washington	30	1924	64.1		
1987-88	Washington	30	1879	62.6		
1988-89	Washington	33	2181	66.1		
1989-90	Washington	31	1865	60.2		
1990-91	Washington	29	1808	62.3		
1991-92	USC	31	1963	63.3		
1992-93	USC	29	1731	59.7		
1993-94	Washington	29	1848	63.7		
1994-95	Stanford	33	2007	60.8		
1995-96	Oregon	29	1732	59.7		
1996-97	Oregon	29	1726	59.5		
1997-98	Arizona	30	1995	66.5		
1998-99	Oregon	31	1836	59.2		
1999-00	Oregon State	30	1831	61.0		
2000-01	Arizona State	31	1908	61.5		
2001-02	Arizona State	34	2008	59.1		
2002-03	Stanford	32	1886	58.9		
2003-04	Stanford	34	1986	58.4		
2004-05	Arizona State	34	1860	54.7		
2005-06	Oregon	29	1705	58.8		
2006-07	Stanford	34	1943	57.1		
2007-08	California	34	1845	54.3		
2008-09	California	34	1864	54.8		
2009-10	Stanford	38	2049	53.9		
2010-11	UCLA	33	1826	55.3		
2011-12	Arizona State	32	1704	53.2		
2012-13	Stanford	36	1870	51.9		
2013-14	Stanford	37	2226	60.2		
2014-15	Arizona State	35	1955	55.9		
2015-16	Oregon State	37	1922	51.9		

FG PCT. DEFENSE				FGM	FGA	PCT
1986-87	Oregon	851	2115	40.2		
1987-88	Oregon	731	1974	37.0		
1988-89	Oregon	902	2262	39.9		
1989-90	Stanford	832	2029	41.0		
1990-91	USC	742	1929	38.5		
1991-92	Stanford	901	2221	40.6		
1992-93	USC	635	1696	37.4		
1993-94	USC	750	2015	37.2		
1994-95	Stanford	706	1814	38.9		
1995-96	Arizona	718	1870	38.4		
1996-97	Stanford	806	2168	37.2		
1997-98	Arizona	729	1767	41.3		
1998-99	Oregon	654	1797	36.4		
1999-00	Oregon State	625	1606	38.9		
2000-01	Oregon	648	1645	39.4		
2001-02	Stanford	756	2183	34.6		
2002-03	Arizona	698	1848	37.8		
2003-04	Stanford	476	589	80.8		
2004-05	Stanford	715	2035	35.1		
2005-06	Oregon	613	1696	36.1		
2006-07	Stanford	702	2027	34.6		
2007-08	California	692	1970	35.1		
2008-09	Stanford	761	2163	35.2		
2009-10	Stanford	798	2351	33.9		
2010-11	Stanford	732	2180	33.6		
2011-12	Stanford	756	2228	33.9		
2012-13	Stanford	693	2192	31.6		
2013-14	Oregon State	765	2211	34.6		
2014-15	Oregon State	688	1955	35.2		
2015-16	Oregon State	728	2250	32.4		

MOST POINTS (40-POINT CLUB)

- 50Cherie Nelson, USC vs. California, Mar. 10, 1989
- 49Tina Thompson, USC vs. UCLA, Jan. 27, 1996
- 47Alexis Gray-Lawson, CAL at OSU, Jan. 23, 2010
- 46Jayne Appel, STAN vs. Iowa State, Mar. 30, 2009
Karon Howell, USC vs. Arizona, Feb. 18, 1989
- 45Kelsey Plum, WASH at Oklahoma, Nov. 14, 2014
Jennifer Bennett, CAL vs. Arizona, Jan. 26, 1987
- 44Jennifer Bennett, CAL vs. Washington, Feb. 12, 1987
Cherie Nelson, USC vs. Oregon State, Mar. 3, 1989
Kate Starbird, STAN vs. USC, Jan. 13, 1996
Candice Wiggins, STAN vs. Texas-El Paso, Mar. 24, 2008
- 43Kristine Anigwe, CAL vs. Sacramento State, Dec. 6, 2015
Reshanda Gray, CAL vs. WSU, Feb. 27, 2014
Giuliana Mendiola, WASH vs. UCLA, Feb. 1, 2003
Tanja Kostic, OSU vs. Boise State, Dec. 16, 1995
Natalie Williams, UCLA vs. California, Feb. 24, 1994
- 42Nnemkadi Ogwumike, STAN vs. Tennessee, Dec. 20, 2012
Talisa Rhea, OSU vs. Sacramento State, Nov. 16, 2008
Dora Dome, UCLA vs. California, Feb. 5, 1987
Judy Shannon, OSU vs. Washington, Jan. 4, 1991
- 41Melanie Francis, ASU vs. New Mexico, Jan. 1, 1994
Jenni Ruff, WSU vs. California, Feb. 24, 1996
Candice Wiggins, STAN vs. Maryland, Mar. 31, 2008
Chrishae Rowe, ORE vs. Seattle U., Dec. 4, 2013
- 40Shannon Howell, OSU vs. Washington, Jan. 17, 2004
Kate Starbird, STAN vs. USC, Jan. 12, 1997

MOST REBOUNDS (20-REBOUND CLUB)

- 27Jillian Alleyne, ORE vs. Portland State, Nov. 15, 2012
- 26Gennifer Brandon, CAL vs. USC, Jan. 17, 2013
- 25Jillian Alleyne, ORE vs. UCLA, Jan. 31, 2015
Natalie Williams, UCLA vs. Arizona State, Feb. 20, 1994
Jillian Alleyne, ORE vs. Washington, Jan. 26, 2014
Jillian Alleyne, ORE vs. Washington, Mar. 24, 2014
- 24Jillian Alleyne, ORE vs. USC, Feb. 14, 2014
Gennifer Brandon, CAL vs. Ohio State, Dec. 17, 2011
Chiney Ogwumike, STAN vs. Oregon, Feb. 24, 2013
- 23Jillian Alleyne, ORE vs. Oklahoma, Nov. 24, 2012
Nnemkadi Ogwumike, STAN at Oregon, Jan. 23, 2010
Cherie Nelson, USC vs. Oregon State, Feb. 22, 1987
Lisa Leslie, USC vs. San Diego State, Dec. 4, 1990
Ingrid Dixon, CAL vs. Arizona State, Jan. 15, 1994
Natalie Williams, UCLA vs. USC, Feb. 4, 1994
Shavaki Jackson, CAL vs. Washington, Jan. 29, 2000
Ashley Walker, CAL vs. Fresno State, Nov. 10, 2007
- 22Kaylee Johnson, STAN vs. Santa Clara, Dec. 14, 2014
Kaylee Johnson, STAN at New Mexico, Nov. 24, 2014
Jillian Alleyne, ORE vs. Washington, Feb. 21, 2014
Mikaela Ruef, STAN vs. Washington, Feb. 9, 2014
Ify Ibekwe, ARIZ vs. Arizona State, Feb. 13, 2011
Ify Ibekwe, ARIZ at Iona, Nov. 14, 2009
Fran Ciak, ASU vs. Morgan State, Dec. 30, 1988
Natalie Williams, UCLA vs. Oregon, Mar. 14, 1992
Cathrine Kraayeveld, Oregon vs. Montana, Dec. 29, 2002
Amy Saneholtz, WSU vs. Arizona State, Mar. 2, 1995
Janae Hubbard, UCLA vs. Arizona, Mar. 6, 1999
- 21Kristen Simon, USC vs. WASH, Feb. 12, 2016
Jillian Alleyne, ORE vs. ASU, Jan. 29, 2016
Chiney Ogwumike, STAN vs. USC, Mar. 8, 2014
Chiney Ogwumike, STAN vs. Washington St., Mar. 8, 2013
Kate Benz, WSU vs. Idaho State, Nov. 26, 2005
Andrea Bills, ORE vs. Montana, Dec. 12, 2003
Nicole Powell, STAN vs. Oregon, Jan. 13, 2002
Amber Hall, WASH vs. Arizona State, Jan. 8, 1998
Natalie Williams, UCLA vs. Oregon, Jan. 13, 1993
Natalie Williams, UCLA vs. Michigan State, Dec. 29, 1992
- 20Ruth Hamblin, OSU vs. UCLA, Mar. 6, 2016
Jillian Alleyne, ORE vs. San Jose State, Nov. 30, 2015
Chantel Osahor, WASH vs. Seattle, Nov. 18, 2015
Jillian Alleyne, ORE vs. Santa Clara, Dec. 18, 2014
Chiney Ogwumike, STAN vs. Tennessee, Dec. 21, 2013
Talia Caldwell, CAL vs. Oregon, Feb. 24, 2011
Kayla Pedersen, STAN at San Francisco, Dec. 22, 2010
Jasmine Dixon, UCLA at Oregon, Feb. 27, 2010
Ify Ibekwe, ARIZ vs. Arizona State, Feb. 21, 2009
Ify Ibekwe, ARIZ at Boise State, Dec. 29, 2008
Jayne Appel, STAN vs. Utah, Nov. 18, 2007
Andrea Bills, ORE at Santa Clara, Dec. 16, 2003
Ebony Hoffman, USC vs. UCLA, Feb. 8, 2003
Ebony Hoffman, USC vs. Washington State, Mar. 7, 2003
Shavaki Jackson, CAL vs. Arizona State, Mar. 9, 2000
Kisa Hughes, UCLA vs. Boise State, Dec. 3, 1994
Natalie Williams, UCLA vs. Oregon State, Jan. 16, 1993
Natalia Mattick, OSU vs. Portland, Dec. 1, 1990

MOST POINTS - TEAM

- 131.....Oregon vs. CSU Bakersfield, Nov. 9, 2013
- 130.....Oregon vs. Southern, Dec. 18, 2013
- 122.....Stanford vs. Cal State Fullerton, Dec. 10, 1994
Stanford vs. Long Beach State, Dec. 8, 1993
- 119.....Arizona vs. Oregon, Jan. 16, 2010
Stanford vs. Wisconsin, Nov. 25, 1988
Arizona State vs. Marquette, Dec. 5, 1992
- 118.....Arizona State vs. Long Island University, Dec. 20, 1997
- 117.....California vs. Sacramento State, Dec. 6, 2015
Oregon at Cal State Fullerton, Nov. 27, 2009
- 116.....Stanford vs. Arizona, Feb. 23, 1991
- 115.....UCLA vs. Arizona, Jan. 13, 1991
California vs. USC, Mar. 10, 1989
- 114Stanford vs. Arkansas, Mar. 24, 1990
Oregon vs. New Mexico State, Dec. 7, 1990
- 113.....Stanford vs. Arizona State, Jan. 13, 1994
Stanford vs. California, Feb. 1, 1991
Stanford vs. Ohio, Nov. 25, 1989
Stanford vs. Arizona, Feb. 24, 1990
- 112.....Oregon at Arizona, Jan. 16, 2010
Stanford vs. Washington, Jan. 8, 2009
Stanford vs. California, March 2, 1990
UCLA vs. Arizona, Feb. 7, 1991
Arizona vs. CS Northridge, Dec. 13, 1991
Stanford vs. Oral Roberts, Dec. 19, 1991

MOST REBOUNDS - TEAM

- 75.....Oregon vs. Sacramento State, Nov. 28, 2010
- 74.....Oregon State vs. Hawai'i, Dec. 20, 1993
- 73.....Arizona State vs. Cleveland State, Dec. 7, 1990
- 70.....Washington vs. Northern Illinois, Nov. 30, 1991
- 68.....Oregon vs. CSU Bakersfield, Nov. 9, 2013
Oregon vs. Portland State, Nov. 15, 2012
Stanford vs. Oregon, Jan. 27, 2011
Arizona vs. Cal State-Fullerton, Dec. 8, 1995
- 67.....Oregon vs. Sacramento State, No. 17, 2013
Oregon at Fresno State, Dec. 4, 2011
- 66.....California at Old Dominion, Nov. 30, 2012
UCLA vs. Loyola Marymount, Jan. 20, 1987
- 65.....Oregon State vs. Troy, Mar. 18, 2016
UCLA vs. UC Irvine, Nov. 30, 2005
- 64.....Oregon State vs. Sacramento State, Dec. 6, 2014
Washington vs. USC, Feb. 9, 2006
UCLA vs. UC Santa Barbara, Nov. 27, 1993
USC vs. UCLA, Feb. 4, 1994
Washington vs. Idaho State, Dec. 4, 1987
Arizona State vs. Morgan State, Dec. 30, 1988
California vs. Washington, Jan. 29, 2000
- 63.....Washington State vs. San Jose State, Nov. 27, 2016
Utah vs. San Jose State, Nov. 14, 2014
California vs. Oregon, Jan. 7, 2012
Arizona vs. Washington State, Feb. 11, 1993
Washington vs. Vanderbilt, Mar. 15, 1997
- 62.....Stanford at UC Davis, Nov. 30, 2012
Arizona at CS Bakersfield, Nov. 9, 2012
Stanford vs. USC, Jan. 29, 2009
USC vs. Marquette, Nov. 26, 1994
UCLA vs. Arizona, Jan. 13, 1990
California vs. St. Mary's, Nov. 28, 1989
Washington State vs. Arizona, Jan. 16, 1993
USC vs. Marquette, Nov. 26, 1994
Stanford vs. Princeton, Nov. 29, 2003
California vs. Saint Mary's, Nov. 30, 2007

ALL-TIME PAC-12 HEAD COACHES

Since 1981-82

	NO. OF YEARS	ALL GAMES			PAC-12 GAMES		
		W	L	PCT	W	L	PCT
ARIZONA							
Judy LeWinter	4 (1982-85)	35	79	.307			
Wendy Larry	2 (1986-87)	30	27	.526	4	14	.222
June Olkowski	4 (1988-91)	34	82	.293	14	58	.194
Joan Bonvicini	17 (1992-08)	287	223	.563	152	153	.498
Niya Butts	8 (2009-16)	102	147	.410	34	110	.236
ARIZONA STATE							
Julienne Simpson	6 (1982-87)	101	68	.598	4	14	.222
Maura McHugh	6 (1988-93)	84	84	.500	39	69	.361
Jacqueline Hullah	3 (1994-96)	20	60	.250	8	46	.148
Joseph Anders	1 (2012)	20	12	.625	10	8	.556
Charli Turner Thorne	19 (1997-pres.)	380	220	.633	202	140	.591
CALIFORNIA							
Gooch Foster	15 (1982-96)	239	196	.549	77	108	.400
Marianne Stanley	4 (1997-00)	35	75	.318	16	56	.222
Caren Horstmeyer	5 (2001-05)	52	91	.364	23	67	.256
Joanne Boyle	6 (2006-11)	137	64	.682	70	38	.648
Lindsay Gottlieb	5 (2012-pres.)	118	51	.698	60	30	.667
COLORADO							
Sox Walseth	2 (1982-83)	49	16	.754			
Ceal Barry	22 (1984-05)	427	242	.638			
Kathy McConnell-Miller	5 (2006-10)	65	88	.425			
Linda Lappe	6 (2009-16)	105	92	.533	39	67	.368
OREGON							
Elwin Heiny	12 (1982-93)	208	135	.606	58	68	.460
Jody Runge	8 (1994-01)	160	73	.687	100	44	.694
Bev Smith	8 (2002-2009)	123	121	.504	61	83	.424
Paul Westhead	5 (2010-2014)	66	92	.418	26	64	.418
Kelly Graves	2 (2015-pres.)	30	27	.526	15	21	.417
OREGON STATE							
Aki Hill	14 (1982-95)	214	185	.536	63	99	.389
Judy Spoelstra	10 (1996-05)	133	158	.457	67	113	.372
LaVonda Wagner	5 (2006-10)	68	85	.444	26	64	.289
Scott Rueck	6 (2011-pres.)	122	76	.616	60	48	.555
STANFORD							
Dotty McCrea	4 (1982-85)	52	66	.441			
Marianne Stanley^	1 (1996)	29	3	.906	18	0	1.000
Amy Tucker^	1 (1996)	29	3	.906	18	0	1.000
Tara VanDerveer	30 (1987-95, 97-pres.)	828	174	.826	453	69	.868
^ - Stanley and Tucker were acting co-head coaches during the 1995-96 campaign while VanDerveer was on sabbatical coaching the U.S. National Team/Olympic Team.							
UCLA							
Billie Moore	12 (1982-93)	198	149	.571	73	53	.579
Kathy Olivier	15 (1994-08)	232	208	.527	142	128	.526
Nikki Caldwell	3 (2009-11)	72	26	.735	40	14	.741
Cori Close	5 (2012-pres.)	98	69	.587	52	38	.578
USC							
Linda Sharp	8 (1982-89)	191	56	.773	38	15	.717
Marianne Stanley	4 (1990-93)	71	46	.607	45	27	.625
Cheryl Miller	2 (1994-95)	44	14	.759	26	10	.722
Fred Williams	2 (1996-97)	33	23	.589	21	15	.583
Chris Gobrecht	7 (1998-04)	93	108	.463	58	68	.460
Mark Trakh	5 (2005-09)	90	64	.584	52	38	.578
Michael Cooper	4 (2010-13)	72	57	.558	41	31	.569
Cynthia Cooper-Dyke	3 (2014-pres.)	56	41	.577	24	30	.444
UTAH							
Fern Gardner	2 (1982-83)	40	18	.690			
Elaine Elliott	27 (1983-10)	582	234	.713			
Anthony Levrets	5 (2011-15)	78	87	.488	23	49	.319
Lynne Roberts	1 (2016-pres.)	18	15	.545	8	10	.444
WASHINGTON							
Sue Kruszewski	2 (1982-83)	31	22	.585			
Joyce Sake	2 (1984-85)	43	10	.811			
Chris Gobrecht	11 (1986-96)	243	89	.732	132	48	.733
June Daugherty	11 (1997-07)	191	139	.579	113	85	.571
Tia Jackson	4 (2008-11)	45	75	.375	24	48	.333
Kevin McGuff	2 (2012-13)	41	26	.612	19	17	.528
Mike Neighbors	3 (2014-pres.)	69	35	.663	33	22	.600
WASHINGTON STATE							
Sue Durrant	1 (1982)	15	14	.517			
Harold Rhodes	17 (1983-99)	194	271	.417	76	158	.325
Jenny Przekwas	3 (2000-02)	17	68	.200	7	47	.130
Sherri Murrell	5 (2003-07)	27	114	.191	8	82	.089
June Daugherty	10 (2008-pres.)	104	177	.370	47	115	.290

VICTORIES, ALL GAMES

(as a Pac-12 head coach)

	WINS
Tara VanDerveer, STAN	828
Charli Turner Thorne, ASU	380
Chris Gobrecht, USC/WASH	312
June Daugherty, WASH/WSU	295
Joan Bonvicini, ARIZ	287
Kathy Olivier, UCLA	232
Harold Rhodes, WSU	162
Jody Runge, ORE	160
Gooch Foster, CAL	144
Joanne Boyle, CAL	137
Marianne Stanley, CAL/USC/STAN	135
Judy Spoelstra, OSU	133
Aki Hill, OSU	123
Bev Smith, ORE	123
Scott Rueck, OSU	122

WIN PCT., ALL-GAMES

(as a Pac-12 head coach)

	PCT.	W-L
Amy Tucker, STAN ^	.906	29-3
Tara VanDerveer, STAN	.83.7	815-159
Joanne Boyle, CAL	.78.2	137-64
Cheryl Miller, USC	.75.9	44-14
Nikki Caldwell, UCLA	.73.5	72-26
Lindsay Gottlieb, CAL	.69.8	118-51
Jody Runge, ORE	.68.7	160-73
Joanne Boyle, CAL	.68.2	137-64
Mike Neighbors, WASH	.66.3	69-35
Linda Sharp, USC	.63.6	56-32
Charli Turner Thorne, ASU	.63.3	380-220
Joseph Anders, ASU	.62.5	20-12
Chris Gobrecht, WASH/USC	.62.0	312-191
Scott Rueck, OSU	.61.6	122-76
Kevin McGuff, WASH	.61.2	41-26

VICTORIES, PAC-12 GAMES

WINS

Tara VanDerveer, STAN	453
Charli Turner Thorne, ASU	202
Chris Gobrecht, USC/WASH	190
June Daugherty, WASH/WSU	160
Joan Bonvicini, ARIZ	152
Kathy Olivier, UCLA	142
Jody Runge, ORE	100
Marianne Stanley, CAL/USC/STAN	79
Gooch Foster, CAL	77
Harold Rhodes, WSU	76
Billie Moore, UCLA	73
Joanne Boyle, CAL	70
Judy Spoelstra, OSU	67
Aki Hill, OSU	63
Bev Smith, ORE	61

WIN PCT., PAC-12 GAMES

	PCT.	W-L
Amy Tucker, STAN	100.0	18-0
Tara VanDerveer, STAN	.86.8	453-69
Nikki Caldwell, UCLA	.74.1	40-14
Cheryl Miller, USC	.72.2	26-10
Linda Sharp, USC	.71.7	38-15
Jody Runge, ORE	.69.4	100-44
Lindsay Gottlieb, CAL	.66.7	60-30
Joanne Boyle, CAL	.64.8	70-38
Chris Gobrecht, USC/WASH	.62.1	190-116
Mike Neighbors, WASH	.60.0	33-22
Charli Turner Thorne, ASU	.59.1	202-140
Fred Williams, USC	.58.3	21-15
Billie Moore, UCLA	.57.9	73-53
Cori Close, UCLA	.57.8	52-38
Mark Trakh, USC	.57.8	52-38

2002

McArthur Court, Eugene, Ore.
(Total Attendance: 27,415)

Session 1 - Friday, March 1 (Att.: 5,842)
Game 1: #7 Oregon 85, #10 Washington State 67
Game 2: #8 UCLA 46, #9 California 42

Session 2 - Saturday, March 2 (Att.: 5,407)
Game 3: #7 Oregon 78, #2 Washington 64
Game 4: #3 Arizona State 66, #6 Arizona 58

Session 3 - Saturday, March 2 (Att.: 5,232)
Game 5: #1 Stanford 96, #8 UCLA 61
Game 6: #5 Oregon State 69, #4 USC 68

Session 4 - Sunday, March 3 (Att.: 5,585)
#3 Arizona State 64, #7 Oregon 58
#1 Stanford 71, #5 Oregon State 55

Session 5 - Monday, March 4 (Att.: 5,349)
#3 Arizona State 70, #1 Stanford 63

2003

HP Pavilion, San Jose, Calif.
(Total Attendance: 16,483)

Session 1 - Friday, March 7 (Att.: 2,983)
#7 USC 53, #10 Washington State 46
#9 California 46, #8 Arizona State 38

Session 2 - Saturday, March 8 (Att.: 2,167)
#2 Washington 64, #7 USC 63
#3 Arizona 70, #6 Oregon State 56

Session 3 - Saturday, March 8 (Att.: 4,188)
#1 Stanford 60, #9 California 35
#4 UCLA 71, #5 Oregon 58

Session 4 - Sunday, March 9 (Att.: 3,730)
#3 Arizona 74, #2 Washington 51
#1 Stanford 69, #4 UCLA 64

Session 5 - Monday, March 10 (Att.: 3,415)
#1 Stanford 59, #3 Arizona 49

2004

HP Pavilion, San Jose, Calif.
(Total Attendance: 17,840)

Session 1 - Friday, March 5 (Att.: 3,547)
#7 Oregon State 67, #10 Washington State 43
#9 California 82, #8 Oregon 57

Session 2 - Saturday, March 6 (Att.: 2,549)
#6 Washington 67, #3 USC 50
#2 Arizona 81, #7 Oregon State 58

Session 3 - Saturday, March 6 (Att.: 4,412)
#1 Stanford 80, #9 California 55
#4 UCLA 70, #5 Arizona State 50

Session 4 - Sunday, March 7 (Att.: 3,831)
#2 Arizona 77, #6 Washington 55
#1 Stanford 70, #4 UCLA 66

Session 5 - Monday, March 8 (Att.: 3,501)
#1 Stanford 51, #2 Arizona 46

2005

HP Pavilion, San Jose, Calif.
(Total Attendance: 17,097)

Session 1 - Friday, March 4 (Att.: 3,067)
#8 California 70, #9 Washington State 52
#7 Washington 81, #10 Oregon State 68

Session 2 - Saturday, March 5 (Att.: 2,483)
#3 Arizona State 73, #6 UCLA 71
#2 Oregon 64, #7 Washington 50

Session 3 - Saturday, March 5 (Att.: 4,011)
#1 Stanford 81, #8 California 40
#4 USC 74, #5 Arizona 66

Session 4 - Sunday, March 6 (Att.: 3,521)
#3 Arizona State 54, #2 Oregon 47
#1 Stanford 73, #4 USC 69

Session 5 - Monday, March 7 (Att.: 4,015)
#1 Stanford 56, #3 Arizona State 42

2006

HP Pavilion, San Jose, Calif.
(Total Attendance: 17,979)

Session 1 - Friday, March 3 (Att.: 3,173)
#7 Oregon State 77, #10 Washington State 38
#9 Arizona 64, #8 Oregon 57

Session 2 - Saturday, March 4 (Att.: 2,637)
#3 UCLA 80, #6 California 63
#2 Arizona State 74, #7 Oregon State 66

Session 3 - Saturday, March 4 (Att.: 4,371)
#1 Stanford 77, #9 Arizona 50
#5 USC 70, #4 Washington 67

Session 4 - Sunday, March 5 (Att.: 3,725)
#3 UCLA 60, #2 Arizona State 59
#1 Stanford 73, #5 USC 44

Session 5 - Monday, March 6 (Att.: 4,073)
#3 UCLA 85, #1 Stanford 76 (OT)

2007

HP Pavilion, San Jose, Calif.
(Total Attendance: 18,458)

Session 1 - Friday, March 2 (Att.: 3,503)
#7 UCLA 72, #10 Washington State 58
#9 Arizona 69, #8 Oregon State 54

Session 2 - Saturday, March 3 (Att.: 2,867)
#3 California 63, #6 Oregon 51
#2 Arizona State 74, #7 UCLA 64

Session 3 - Saturday, March 3 (Att.: 4,392)
#1 Stanford 65, #9 Arizona 55
#5 USC 81, #4 Washington 77

Session 4 - Sunday, March 4 (Att.: 4,117)
#2 Arizona State 60, #3 California 53
#1 Stanford 67, #5 USC 52

Session 5 - Monday, March 6 (Att.: 3,579)
#1 Stanford 62, #2 Arizona State 55

2008

HP Pavilion, San Jose, Calif.
(Total Attendance: 19,004)

Session 1 - Friday, March 7 (Att.: 2,905)
#7 Oregon 66, #10 Washington State 45
#8 Oregon State 46, #9 Arizona 31

Session 2 - Saturday, March 8 (Att.: 2,858)
#3 Arizona State 83, #6 Washington 64
#2 California 67, #7 Oregon 60

Session 3 - Saturday, March 8 (Att.: 4,402)
#1 Stanford 64, #8 Oregon State 41
#5 UCLA 73, #4 USC 52

Session 4 - Sunday, March 9 (Att.: 4,318)
#2 California 65, #3 Arizona State 61
#1 Stanford 78, #5 UCLA 45

Session 5 - Monday, March 10 (Att.: 4,521)
#1 Stanford 56, #2 California 35

2009

Galen Center, Los Angeles, Calif.
(Total Attendance: 8,109)

Session 1 - Thursday, March 12 (Att.: 1,412)
#10 Washington 69, #7 Oregon 43
#9 Arizona 79, #8 Washington State 72

Session 2 - Friday, March 13 (Att.: 1,366)
#6 USC 70, #3 Arizona State 65
#2 California 61, #10 Washington 41

Session 3 - Friday, March 13 (Att.: 1,750)
#1 Stanford 77, #9 Arizona 46
#4 UCLA 62, #5 Oregon State 56

Session 4 - Saturday, March 14 (Att.: 2,072)
#6 USC 69, #2 California 67
#1 Stanford 73, #4 UCLA 47

Session 5 - Sunday, March 15 (Att.: 1,509)
#1 Stanford 89, #6 USC 64



Head coach Charli Turner Thorne led Arizona State to capture the first-ever Pac-10 Tournament title in 2002.

2010

Galen Center, Los Angeles, Calif.
(Total Attendance: 8,538)

Session 1 - Thursday, March 11 (Att.: 1,203)
#8 Arizona 62, #9 Washington State 60
#10 Oregon State 52, #7 Washington 42

Session 2 - Friday, March 12 (Att.: 1,177)
#4 California 60, #5 Arizona State 50
#1 Stanford 72, #8 Arizona 52

Session 3 - Friday, March 12 (Att.: 1,696)
#3 USC 80, #6 Oregon 76
#2 UCLA 60, #10 Oregon State 44

Session 4 - Saturday, March 13 (Att.: 2,030)
#1 Stanford 64, #4 California 44
#2 UCLA 59, #3 USC 53

Session 5 - Sunday, March 14 (Att.: 2,432)
#1 Stanford 70, #2 UCLA 46

2011

Galen Center/Staples Center, Los Angeles, Calif.
(Total Attendance: 8,289)

Session 1 - Wednesday, March 9 (Att.: 1,567)
#3 Arizona State 50, #10 Oregon State 44
#4 Arizona 90, #9 Oregon 89

Session 2 - Wednesday, March 9 (Att.: 1,567)
#5 USC 79, #8 Washington State 66
#6 California 58, #7 Washington 48

Session 3 - Thursday, March 10 (Att.: 943)
#6 California 48, #3 Arizona State 43
#4 Arizona 72, #5 USC 61

Session 4 - Friday, March 11 (Att.: 1,594)
#1 Stanford 100, #4 Arizona 71
#2 UCLA 63, #6 California 50

Session 5 - Saturday, March 12 (Att.: 2,618)
#1 Stanford 64, #2 UCLA 55

2012

Galen Center/Staples Center, Los Angeles, Calif.
(Total Attendance: 7,720)

Session 1 - Wednesday, March 7 (Att.: 1,503)
#8 Washington 72, #9 Oregon 56
#12 Arizona 61, #5 UCLA 57
#10 Colorado 55, #7 Utah 41
#11 Washington State 65, #6 Oregon State 56

Session 2 - Thursday, March 8 (Att.: 2,901)
#1 Stanford 76, #8 Washington 57
#4 Arizona State 68, #12 Arizona 53
#2 California 68, #10 Colorado 59
#11 Washington State 69, #3 USC 55

Session 3 - Friday, March 9 (Att.: 1,471)
#1 Stanford 52, #4 Arizona State 43
#2 California 64, #11 Washington State 49

Session 5 - Saturday, March 12 (Att.: 1,845)
#1 Stanford 77, #2 California 62

2013

KeyArena, Seattle, Wash.
(Total Attendance: 26,465)

Session 1 - Thursday, March 7 (Att.: 2,884)
#7 USC 64, #10 Oregon State 57
#6 Utah 66, #11 Arizona 48

Session 2 - Thursday, March 7 (Att.: 4,665)
#8 Washington State 48, #9 Arizona State 41
#5 Washington 69, #12 Oregon 62

Session 3 - Friday, March 8 (Att.: 3,385)
#2 California 78, #7 USC 59
#3 UCLA def. #6 Utah 43

Session 4 - Saturday, March 9 (Att.: 5,452)
#1 Stanford 79, #8 Washington State 60
#4 Colorado 70, #5 Washington 59

Session 5 - Saturday, March 9 (Att.: 6,152)
#3 UCLA 70, #2 California 58
#1 Stanford 61, #4 Colorado 47

Session 6 - Sunday, March 10 (Att.: 3,927)
#1 Stanford 51, #3 UCLA 49

2014

KeyArena, Seattle, Wash.
(Total Attendance: 24,739)

Session 1 - Thursday, March 6 (Att.: 2,449)
#9 Colorado 76, #8 UCLA 65
#5 USC 59, #12 Arizona 54

Session 2 - Thursday, March 6 (Att.: 3,754)
#7 Washington State 107, #10 Oregon 100
#11 Utah 65, #6 Washington 53

Session 3 - Friday, March 7 (Att.: 3,282)
#1 Stanford 69, #9 Colorado 54
#5 USC 59, #4 Arizona State 57

Session 4 - Friday, March 7 (Att.: 4,396)
#7 Washington State 91, #2 California 83
#3 Oregon State 50, #11 Utah 35

Session 5 - Saturday, March 8 (Att.: 6,073)
#5 USC 72, #1 Stanford 68
#3 Oregon State 70, #7 Washington State 60

Session 6 - Sunday, March 9 (Att.: 4,785)
#5 USC 71, #3 Oregon State 62

2015

KeyArena, Seattle, Wash.
(Total Attendance: 26,898)

Session 1 - Thursday, March 5 (Att.: 2,907)
#7 Washington State 66, #10 Oregon 64
#6 UCLA 80, #11 Arizona 62

Session 2 - Thursday, March 5 (Att.: 3,654)
#9 Colorado 75, #8 USC 63
#5 Washington 75, #12 Utah 64

Session 3 - Friday, March 6 (Att.: 3,869)
#2 Arizona State 67, #7 Washington State 48
#3 Stanford 67, #6 UCLA 62

Session 4 - Friday, March 6 (Att.: 5,545)
#9 Colorado 68, #1 Oregon State 65
#4 California 69, #5 Washington 53

Session 5 - Saturday, March 7 (Att.: 6,059)
#3 Stanford 59, #2 Arizona State 56
#4 California 68, #9 Colorado 55

Session 6 - Sunday, March 8 (Att.: 4,864)
#3 Stanford 61, #4 California 60

2016

KeyArena, Seattle, Wash.
(Total Attendance: 27,613)

Session 1 - Thursday, March 3 (Att.: 3,059)
#10 California def. #7 Utah, 66-63 (OT)
#11 Arizona def. #6 Oregon, 74-68


Session 2 - Thursday, March 3 (Att.: 3,680)
#8 USC def. #9 Washington State, 77-73
#5 Washington def. #12 Colorado, 67-51

Session 3 - Friday, March 4 (Att.: 3,747)
#9 California def. #2 Arizona State, 75-64
#3 UCLA def. #11 Arizona, 72-51

Session 4 - Friday, March 4 (Att.: 5,789)
#1 Oregon State def. #8 USC, 63-53
#5 Washington def. #4 Stanford, 73-65

Session 5 - Saturday, March 5 (Att.: 6,543)
#3 UCLA def. #10 California, 73-67 (OT)
#1 Oregon State def. #5 Washington, 57-55

Session 6 - Sunday, March 6 (Att.: 4,795)
#1 Oregon State def. #3 UCLA, 69-57



Stanford won the 2015 Pac-12 Tournament crown, the only year the Cardinal had not earned the No. 1 seed.

MOST OUTSTANDING PLAYER

- 2002 Nicole Powell, Stanford
- 2003 Nicole Powell, Stanford
- 2004 Nicole Powell, Stanford
- 2005 Candice Wiggins, Stanford
- 2006 Lisa Willis, UCLA
- 2007 Candice Wiggins, Stanford
- 2008 Candice Wiggins, Stanford
- 2009 Kayla Pedersen, Stanford
- 2010 Nnemekadi Ogwumike, Stanford
- 2011 Nnemekadi Ogwumike, Stanford
- 2012 Nnemekadi Ogwumike, Stanford
- 2013 Chiney Ogwumike, Stanford
- 2014 Ariya Crook, USC
- 2015 Taylor Greenfield, Stanford
- 2016 Jamie Weisner, Oregon State

ALL-TOURNAMENT TEAM

- 2002** Enjoli Izidor, Stanford
Melody Johnson, Arizona State
Amanda Levens, Arizona State
Nicole Powell, Stanford
Felicia Ragland, Oregon State
Shaquala Williams, Oregon
- 2003** Nikki Blue, UCLA
Shawntinice Polk, Arizona
Nicole Powell, Stanford
Kelley Suminski, Stanford
Krista Warren, Arizona
Dee-Dee Wheeler, Arizona
- 2004** Nikki Blue, UCLA
Aimee Grzyb, Arizona
Giuliana Mendiola, Washington
Shawntinice Polk, Arizona
Nicole Powell, Stanford
Kelley Suminski, Stanford
- 2005** Nikki Blue, UCLA
Aubree Johnson, Arizona State
Kristen Kovesdy, Arizona State
Eshaya Murphy, USC
Kelley Suminski, Stanford
Candice Wiggins, Stanford
- 2006** Nikki Blue, UCLA
Kristen Kovesdy, Arizona State
Noelle Quinn, UCLA
Brooke Smith, Stanford
Lisa Willis, UCLA
Candice Wiggins, Stanford
- 2007** Jayne Appel, Stanford
Devanei Hampton, California
Shay Murphy, USC
Noelle Quinn, UCLA
Brooke Smith, Stanford
Emily Westerberg, Arizona State
Candice Wiggins, Stanford
- 2008** Jayne Appel, Stanford
Devanei Hampton, California
Taylor Lilley, Oregon
Kayla Pedersen, Stanford
Dymond Simon, Arizona State
Candice Wiggins, Stanford

- 2009** Jillian Harmon, Stanford
Camille LeNoire, USC
Atonye Nyingifa, UCLA
Kayla Pedersen, Stanford
Nnemekadi Ogwumike, Stanford
Ashley Walker, California
- 2010** Jayne Appel, Stanford
Ashley Corral, USC
Jasmine Dixon, UCLA
Nnemekadi Ogwumike, Stanford
Kayla Pedersen, Stanford
Markel Walker, UCLA
- 2011** Cassie Harberts, USC
Soana Lucet, Arizona
Doreena Campbell, UCLA
Darxia Morris, UCLA
Chiney Ogwumike, Stanford
Nnemekadi Ogwumike, Stanford
- 2012** Brittany Boyd, California
Kimberly Brandon, Arizona State
Layshia Clarendon, California
Chiney Ogwumike, Stanford
Nnemekadi Ogwumike, Stanford
Jazmine Perkins, Stanford
- 2013** Alyssia Brewer, UCLA
Jazmine Davis, Washington
Chucky Jeffery, Colorado
Chiney Ogwumike, Stanford
Amber Orrange, Stanford
Markel Walker, UCLA
- 2014** Ariya Crook, USC
Lia Galdiera, Washington State
Ruth Hamblin, Oregon State
Cassie Harberts, USC
Chiney Ogwumike, Stanford
Sydney Wiese, Oregon State

- 2015** Sophie Brunner, Arizona State
Brittany Boyd, California
Reshanda Gray, California
Taylor Greenfield, Stanford
Lexy Kresl, Colorado
Amber Orrange, Stanford
- 2016** Kristine Anigwe, California
Jordin Canada, UCLA
Ruth Hamblin, Oregon State
Kelsey Plum, Washington
Sydney Wiese, Oregon State



UCLA was the second No. 3 seed to win the Pac-10 Tournament title in the history of the tournament, winning in 2006.

INDIVIDUAL RECORDS

POINTS

Half: 27, Nicole Powell, Stanford vs. Oregon State, Mar. 3, 2002
Game: 37, Nicole Powell, Stanford vs. Oregon State, Mar. 3, 2002
Tournament: 75, Lia Galdiera, Washington State, 2014
Tournament Ave. (min 2 games): 26.5, Giuliana Mendiola, Washington, 2004

FIELD GOALS

Game: 15, Nnemkadi Ogumike, Stanford vs. Arizona, Mar. 11, 2011 (15-of-22)
Tournament: 27 Tia Presley, Washington State (27-of-58), 2014
 27, Nnemkadi Ogumike, Stanford (27-of-48), 2012

FIELD GOAL ATTEMPTS

Game: 29, Nikki Blue, UCLA vs. Arizona State, Mar. 5, 2005 (14-of-29)
Tournament: 58, Tia Presley, Washington State, 2014 (27-58)

FIELD GOAL PERCENTAGE (min 6 made)

Game: 1.000, Jayne Appel (8-8), 2008
Tournament: 1.000, Jayne Appel (8-8), 2008

THREE-POINT FIELD GOALS

Game: 8, Candice Wiggins, Stanford vs. USC, Mar. 4, 2007 (8 of 9)
Tournament: 14, Candice Wiggins, Stanford, 2007 (14-of-25)

THREE-POINT FIELD GOAL ATTEMPTS

Game: 14, Kennedy Leonard, Colorado vs. Washington, Mar. 3, 2015 (6-of-14)
Tournament: 28, Sydney Wiese, Oregon State, 2016 (13-of-28)

THREE-POINT FIELD GOAL PCT. (min 5 made)

Game: 1.000, Lexy Kresl, Colorado vs. Oregon State, Mar. 6, 2015
 1.000, Kiki Williams, California vs. Oregon, Mar. 5, 2004 (5-of-5)
Tournament: 1.000, Kiki Williams, California, 2004 (5-of-5)

FREE THROWS

Game: 11, Cassie Harberts, USC vs. Washington State, Mar. 9, 2011 (11-of-13)
 11, Shannon Howell, Oregon State vs. Washington, Mar. 4, 2005 (11-of-12)
 11, Azella Perryman, Stanford vs. UCLA, Mar. 2, 2002 (11-of-12)
 11, Felicia Ragland, Oregon State vs. USC, Mar. 2, 2002 (11-of-13)
Tournament: 20, Kristine Anigwe, California, 2016 (20-of-23)
 20, Amanda Levens, Arizona State, 2002 (20-of-26)

CONSECUTIVE FREE THROWS

Game: 10, Nnemkadi Ogumike, Stanford vs. Arizona State, Mar. 9, 2012
Tournament: 18, Nicole Powell, Stanford 2002 (6-of-6 vs. UCLA; 8-of-8 vs. Oregon State; 10-of-11 vs. Arizona State)

FREE THROW ATTEMPTS

Game: 18, Cassie Harberts, USC vs. Oregon State, Mar. 7, 2013 (10-of-18)
Tournament: 26, Amanda Levens, Arizona State, 2002 (20-of-26)

FREE THROW PERCENTAGE

Game (min 8 made):
 1.000, Lexi Petersen, Oregon vs. Arizona, Mar. 3, 2016 (8-of-8)
 1.000, Afure Jemerigbe, California vs. WSU, Mar. 7, 2014 (8-of-8)
 1.000, Nnemkadi Ogumike, Stanford vs. Arizona State, Mar. 9, 2012 (10-of-10)
Tournament (min 10 made):
 1.000, Kelsey Plum, Washington, 2016 (14-of-14)
 1.000, Quinn Dornstauder, Arizona State, 2015, (11-of-11)
 1.000, Lili Thompson, Stanford, 2014 (10-of-10)
 1.000, Kim Butler, Oregon State, 2006 (12-of-12)

REBOUNDS

Half: 14, Ebony Hoffman, USC vs. Washington State, Mar. 7, 2003
Game: 21, Chiney Ogumike, Stanford vs. Washington State, Mar. 8, 2013
 21, Jillian Alleyne, Oregon vs. Washington State, Mar. 6, 2014
 21, Chiney Ogumike, Stanford vs. USC, Mar. 8, 2014
Tournament: 50, Chiney Ogumike, Stanford, 2013

OFFENSIVE REBOUNDS

Game: 9, Christina Marinacci, USC vs. Arizona, Mar. 10, 2011
Tournament: 17, Nnemkadi Ogumike, Stanford, 2012

DEFENSIVE REBOUNDS

Game: 17, Chantel Osahor, Washington vs. Colorado, Mar. 3, 2016
Tournament: 35, Chantel Osahor, Washington, 2016

REBOUNDING AVERAGE (min 2 games)

Tournament: 16.7, Chiney Ogumike, Stanford, 2013

ASSISTS

Game: 13, Marta Sniezek, Stanford vs. Washington, Mar. 4, 2016
Tournament: 17, Jordin Canada, UCLA, 2015
 17, Nicole Powell, Stanford 2004

ASSIST AVERAGE (min 2 games)

Tournament: 8.5, Jordin Canada, UCLA, 2015

BLOCKED SHOTS

Game: 7, Ruth Hamblin, Oregon State vs. Washington State, Mar. 8, 2014
Tournament: 12, Ruth Hamblin, Oregon State, 2014
 12, Jayne Appel, Stanford, 2008

BLOCKED SHOTS AVERAGE (min 2 games)

Tournament: 6.0, Chiney Ogumike, Stanford, 2014

STEALS

Game: 8, Nikki Blue, UCLA vs. Oregon, Mar. 8, 2003
Tournament: 19, Lisa Willis, UCLA, 2006

STEALS AVERAGE (min 2 games)

Tournament: 6.3, Lisa Willis, UCLA, 2006

TEAM RECORDS

POINTS

Most, Game: 107, Washington State vs. Oregon, Mar. 6, 2014
Most, Both Teams, Game: 207, WSU (107) vs. Oregon (100), Mar. 6, 2014
Most, Tournament (min 2 games): 258, Washington State, 2014
Most, First Half: 59, Washington State vs. Oregon, Mar. 6, 2014
Most, Second Half: 56, Stanford vs. USC, Mar. 15, 2009
Most, Overtime Period: 15, UCLA vs. Stanford, Mar. 6, 2006
Most Points, Quarter: 28, Oregon vs. Arizona, Mar. 3, 2016
Fewest, Game: 31, Arizona vs. Oregon State, Mar. 7, 2008
Fewest, Both Teams, Game: 77, Oregon State (46) vs. Arizona (31), Mar. 7, 2008
Fewest, First Half: 13, Utah vs. Oregon State, Mar. 7, 2014
 13, Washington State vs. Arizona State, Mar. 7, 2013
Fewest, Second Half: 15, Arizona vs. Stanford, Mar. 8, 2004
Fewest Allowed, Game: 31, Oregon State vs. Arizona, Mar. 7, 2008
Fewest Allowed, Tournament (min 3 games): 121, Stanford, 2008
Lowest Average Allowed, Tournament (min 3 games): 40.3, Stanford, 2008
Largest Deficit Overcome to Win: 16, Stanford, vs. Arizona, Mar. 8, 2004
Highest Average, Tournament (min 2 games): 82.0, Stanford, 2011
Largest Winning Margin: 41, Stanford vs. California (81-40), Mar. 5, 2005

FIELD GOALS

Most, Game: 44, Stanford vs. Arizona, Mar. 11, 2011 (44-of-75)
Most, Both Teams, Game: 74, WSU vs. Oregon, Mar. 6, 2014 (74-of-171)
Most, Tournament (min 2 games): 98, Washington State, 2014 (98-of-234)
Fewest, Game: 10, California vs. Stanford, Mar. 8, 2003 (10-of-45)
Fewest, Both Teams, Game: 28, Colorado vs. Utah, Mar. 7, 2012 (28-of-102)
Fewest Allowed, Tournament (min 2 games): 31, Utah, 2014 (31-of-106)

FIELD GOAL ATTEMPTS

Most, Game: 88, Washington State vs. Oregon, Mar. 6, 2014 (41-of-88)
Most, Both Teams, Game: 171, Washington State vs. Oregon, Mar. 6, 2014 (74-of-171)
Most, Tournament (min 2 games): 234, Washington State, 2014 (98-of-234)
Fewest, Game: 42, Oregon State vs. Arizona, Mar. 2, 2007 (16-of-42)
Fewest, Both Teams, Game: 92, Washington vs. California, Mar. 13, 2009 (38-of-92)
Fewest Allowed, Tournament (min 2 games): 94, Arizona State, 2011 (38-of-99)

FIELD GOAL PERCENTAGE

Highest, Game: .690 California vs. Arizona State, Mar. 4, 2016 (29-of-42)
Highest, Both Teams, Game: .500, Arizona vs. Stanford, Mar. 11, 2011 (68-of-136)
 .500, California vs. UCLA, Mar. 4, 2006 (56-of-116)
Highest, Tournament (min 2 games): .528, Stanford, 2011 (66-of-125)
Lowest, Game: .203, Washington State vs. Oregon State, Mar. 3, 2006 (12-of-59)
Lowest, Both Teams, Game: .275, Colorado vs. Utah, Mar. 7, 2012 (28-of-102)
Lowest Allowed, Tournament (min 2 games): .275, Oregon State, 2014 (39-of-142)

THREE-POINT FIELD GOALS

Most, Game: 13, Washington State vs. Arizona, Mar. 12, 2009 (13-of-37)
Most, Both Teams, Game: 19, WSU vs. Oregon, Mar. 6, 2014 (19-of-60);
 19, Washington vs. Arizona, Mar. 12, 2009 (19-of-50)
Most, Tournament (min 2 games): 28, Stanford, 2004 (28-of-66)
Fewest, Game: 0, Oregon State vs. Utah, Mar. 7, 2014 (0-for-10)
 0, California vs. UCLA, Mar. 9, 2013 (0-of-3)
 0, Arizona State vs. Washington State, Mar. 7, 2013 (0-of-11)
 0, Stanford vs. Arizona State, Mar. 3, 9, 2012 (0-of-10)
 0, Arizona State vs. California, Mar. 10, 2011
 0, Washington State vs. USC, Mar. 7, 2003 (0-of-6)
 0, Arizona State vs. California, Mar. 7, 2003 (0-of-8)
 0, California vs. Arizona State, Mar. 4, 2007 (0-for-5)
Fewest, Both Teams, Game: 1, USC vs. Washington State, Mar. 7, 2003 (1-of-15)
Fewest Allowed, Tournament (min 2 games): 1, California, 2013 (1-of-12)

THREE-POINT FIELD GOAL ATTEMPTS

Most, Game: 34, Oregon vs. Washington State, Mar. 6, 2014 (9-of-34)
Most, Both Teams, Game: 60, Oregon (34) vs. WSU (26), Mar. 6, 2014
Most, Tournament (min 2 games): 66, Stanford, 2004 (28-of-66)
Fewest, Game: 1, Arizona State vs. California, Mar. 10, 2011 (0-of-1)
Fewest, Both Teams, Game: 11, Arizona State vs. California, Mar. 10, 2011 (2-of-11)
 11, Arizona State vs. California, Mar. 7, 2003 (2-of-11)
Fewest Allowed, Tournament (min 2 games): 12, California, 2013 (1-of-12)

THREE-POINT FIELD GOAL PCT.

Highest, Game: .714, Colorado vs. USC, Mar. 5, 2015 (5-of-7)
 .714, Stanford vs. USC, Mar. 4, 2007 (8-of-9)
Highest, Both Teams, Game: .516, California vs. Stanford, Mar. 6, 2004 (16-of-31)
Highest, Tournament (min 2 games): .538, UCLA, 2009 (7-of-13)
Lowest, Both Teams, Game: .067, Washington State vs. USC, Mar. 7, 2003 (1-of-15)
Lowest Allowed, Tournament (min 2 games): .083, California, 2013 (1-of-12)

FREE THROWS

Most, Game: 35, USC vs. Oregon State, Mar. 7, 2013 (35-of-46)
Most, Both Teams, Game: 51, Stanford vs. UCLA, Mar. 2, 2002
Most, Tournament (min 2 games): 76, Stanford, 2002 (76-of-86)
Fewest, Game: 1, Washington vs. Oregon State, Mar. 5, 2016 (1-of-2)
 1, Arizona State vs. Stanford, Mar. 7, 2005 (1-of-2)
 1, Arizona vs. Stanford, Mar. 10, 2003 (1-of-4)
Fewest, Both Teams, Game: 4, Stanford vs. California, Mar. 10, 2008 (4-of-8)
Fewest Allowed, Tournament (min 2 games): 11, California, 2007 (11-of-15)

FREE THROW ATTEMPTS

Most, Game: 46, USC vs. Oregon State, Mar. 7, 2013 (35-of-46)
Most, Both Teams, Game: 61, Washington State vs. California, Mar. 7, 2014
 61, Arizona State vs. Arizona, Mar. 2, 2002
Most, Tournament (min 2 games): 86, Stanford, 2002 (76-of-86)
Fewest, Game: 2, Washington vs. Oregon State, Mar. 5, 2016 (1-f-2)
 2, Arizona State vs. Stanford, Mar. 7, 2005 (1-of-2)
Fewest, Both Teams, Game: 8, Stanford vs. California, Mar. 10, 2008 (4-of-8)
Fewest Allowed, Tournament (min 2 games): 15, California, 2007 (11-of-15)

FREE THROW PCT.

Highest, Game: 1.000, Arizona vs. UCLA, Mar. 7, 2012 (13-for-13)
 .943, Stanford vs. UCLA (33-35), Mar. 2, 2002
Highest, Both teams, Game: .952, Arizona vs. UCLA, Mar. 7, 2012 (20-of-21)
Highest, Tournament (min 2 games): .933, Arizona State, 2011 (14-of-15)
Lowest, Game: .333, Oregon vs. Washington, Mar. 7, 2013 (3-of-9)
Lowest, Both Teams, Game: .471, USC vs. Washington State, Mar. 4, 2016 (8-of-17)
Lowest Allowed, Tournament (min 2 games): .429, Arizona State, 2002

REBOUNDS

Most, Game: 61, Oregon vs. Washington State, Mar. 6, 2014
Most, Both Teams, Game: 103, Oregon vs. Washington State, Mar. 6, 2014
Most, Tournament (min 2 games): 143, California, 2012
Fewest, Game: 20, California vs. Washington, Mar. 13, 2009
Fewest, Both Teams, Game: 58, Arizona vs Oregon, Mar. 3, 2016
 58, Stanford (31) vs. UCLA (27), Mar. 12, 2011
Largest Margin, Game: 34, California vs. Washington State, Mar. 9, 2012 (59-25)
Largest Margin, Tournament (min 2 games): 51, Stanford, 2009 (138-87)
Fewest Allowed, Tournament (min 2 games): 56, Stanford, 2011
Most Offensive Rebounds, Game: 36, California vs UCLA, Mar. 5, 2016
Most Offensive Rebounds, Tournament (min 2 games): 55, Stanford, 2009
Fewest Offensive Rebounds, Game: 3, Utah vs. UCLA, Mar. 8, 2013
Fewest Offensive Rebounds Allowed, Tournament (min 2 games): 16, Utah, 2014

Most Defensive Rebounds, Game: 57, UCLA vs Arizona, Mar. 4, 2016
Most Defensive Rebounds, Tournament (min. 2 games): 105, USC, 2014
Fewest Defensive Rebounds, Game: 13, Washington State vs. Arizona State, Mar. 6, 2015
 13, Washington vs. California, Mar. 13, 2009
Fewest Defensive Rebounds Allowed, Tournament (min 2 games): 33, Arizona State, 2015
Highest Rebounding Ave., Tournament (min 2 games): 47.7, California, 2012

ASSISTS

Most, Game: 30, Stanford vs. Arizona, Mar. 11, 2011
Most, Both Teams, Game: 40, Arizona (10) vs. Stanford (30), Mar. 11, 2011
Most, Tournament (min 2 games): 65, Stanford, 2009
Fewest, Game: 2, Oregon State vs. USC, Mar. 7, 2013
Fewest, Both Teams, Game: 8, Arizona State (4) vs. Washington State (4), Mar. 7, 2013
Fewest Allowed, Tournament (min 2 games): 11, Arizona State, 2015
Highest Average, Tournament (min 2 games): 21.7, Stanford, 2009

BLOCKED SHOTS

Most, Game: 10, Stanford vs. USC, Mar. 8, 2014
 10, Oregon State vs. Washington State, Mar. 8, 2014
Most, Both Teams, Game: 14, Washington vs. Colorado, Mar. 8, 2013
 14, Arizona State vs. Washington State, Mar. 7, 2013
Most, Tournament (min 2 games): 21, Stanford, 2005
Fewest, Game: 0, by many, last by California vs. Stanford, Mar. 8, 2015
Fewest, Both Teams, Game: 1, USC vs. Arizona State, Mar. 13, 2009
 1, Washington vs. California, Mar. 13, 2009
 1, Arizona State vs. Oregon, Mar. 6, 2005
 1, California vs. Stanford, Mar. 5, 2005
 1, USC vs. Oregon State, Mar. 2, 2002
 1, Stanford vs. UCLA, Mar. 9, 2003
 1, Oregon vs. Washington State, Mar. 7, 2008
Fewest Allowed, Tournament (min 2 games): 1, California, 2009
 1, Stanford, 2002
Highest Average, Tournament (min 2 games): 8.5, Oregon State, 2014

STEALS

Most, Game: 20, UCLA vs. California, Mar. 5, 2006
Most, Both Teams, Game: 30, Washington vs. Oregon State, Mar. 4, 2005
Most, Tournament (min 2 games): 52, UCLA, 2006
Fewest, Game: 1, Oregon State vs. Stanford, Mar. 8, 2008
 1, Arizona vs. Stanford, Mar. 8, 2004
Fewest, Both Teams, Game: 5, Stanford vs. Oregon State, Mar. 8, 2008
Fewest Allowed, Tournament (min 2 games): 7, UCLA, 2015
Highest Average, Tournament (min 2 games): 17.5, UCLA, 2003

PERSONAL FOULS

Most, Game: 28, Colorado vs. Stanford, Mar. 7, 2014
Most, Both Teams, Game: 49, Washington vs. Oregon State, Mar. 4, 2005
Most, Tournament (min 2 games): 84, USC, 2014
Fewest, Game: 6, Utah vs. Arizona, Mar. 7, 2013
Fewest, Both Teams, Game: 17, Washington vs Oregon State, Mar. 5, 2016
Fewest, Tournament (min 2 games): 20, Washington, 2013
 20, Arizona, 2009

TURNOVERS

Most, Game: 29, USC vs. UCLA, Mar. 8, 2008
 29, Oregon State vs. Arizona, Mar. 2, 2007
Most, Both Teams, Game: 55, Washington vs. Oregon State, Mar. 4, 2005
Most, Tournament (min 2 games): 65, California, 2016
Fewest, Game: 4, Washington vs. Utah, Mar. 5, 2015
Fewest, Both Teams, Game: 15, USC vs. Stanford, Mar. 8, 2014
 15, California vs. Arizona State, Mar. 9, 2008
Fewest, Tournament (min 2 games): 17, Colorado, 2013

RECORD BY SEED

YEAR	#1	#2	#3	#4	#5	#6	#7	#8	#9	#10	#11	#12
2002	2-1	0-1	3-0	0-1	1-1	0-1	2-1	1-1	0-1	0-1	--	--
<i>Upsets:</i> (3) Arizona State 70, (1) Stanford 63; (7) Oregon 78, (2) Washington 64												
2003	3-0	1-1	2-1	1-1	0-1	0-1	1-1	0-1	1-1	0-1	--	--
<i>Upsets:</i> (3) Arizona 74, (2) Washington 51; (9) California 46, (8) Arizona State 38												
2004	3-0	2-1	0-1	1-1	0-1	1-1	1-1	0-1	1-1	0-1	--	--
<i>Upsets:</i> (6) Washington 77, (3) USC 55; (9) California 82, (8) Oregon 57												
2005	3-0	1-1	2-1	1-1	0-1	0-1	1-1	1-1	0-1	0-1	--	--
<i>Upsets:</i> (2) Oregon 47, (3) Arizona State 54												
2006	2-1	1-1	3-0	0-1	1-1	0-1	1-1	0-1	1-1	0-1	--	--
<i>Upsets:</i> (3) UCLA 85, (1) Stanford 76-OT; (3) UCLA 60, Arizona State 59; (5) USC 70, (4) Washington 67; (9) Arizona 64, (8) Oregon 57												
2007	3-0	2-1	1-1	0-1	1-1	0-1	1-1	0-1	1-1	0-1	--	--
<i>Upsets:</i> (9) Arizona 69, (8) Oregon State 54; (5) USC 81, (4) Washington 77												
2008	3-0	2-1	1-1	0-1	1-1	0-1	1-1	1-1	0-1	0-1	--	--
<i>Upsets:</i> (5) UCLA 73, (4) USC 52												
2009	3-0	1-1	0-1	1-1	0-1	2-1	0-1	0-1	1-1	1-1	--	--
<i>Upsets:</i> (6) USC 69, (2) California 67; (6) USC 70, (3) Arizona State 65; (9) Arizona 79, (8) Washington State 72; (10) Washington 69, (7) Oregon 43												
2010	3-0	2-1	1-1	1-1	0-1	0-1	0-1	1-1	0-1	1-1	--	--
<i>Upsets:</i> (10) Oregon State 52, (7) Washington 42												
2011	2-0	1-1	1-1	2-1	1-1	2-1	0-1	0-1	0-1	0-1	--	--
<i>Upsets:</i> (6) California 48, (3) Arizona State 43												
2012	3-0	2-1	0-1	1-1	0-1	0-1	0-1	1-1	0-1	1-0	2-1	1-1
<i>Upsets:</i> (12) Arizona 61, (5) UCLA 57; (10) Colorado 55, (7) Utah 41; (11) Washington State 65, (6) Oregon State 56; (11) Washington State 69, (3) USC 55												
2013	3-0	1-1	2-1	1-1	1-1	1-1	1-1	1-1	0-1	0-1	0-1	0-1
<i>Upsets:</i> (3) UCLA 70, (2) California 58												
2014	1-1	0-1	2-1	0-1	4-0	0-1	2-1	0-1	1-1	0-1	1-1	0-1
<i>Upsets:</i> (9) Colorado 76, (8) UCLA 65; (11) Utah 65, (6) Washington 53; (5) USC 59, (4) Arizona State 57; (7) Washington State 92, (2) California 83; (5) USC 72, (1) Stanford 68; (5) USC 71, (3) Oregon State (62)												
2015	0-1	1-1	3-0	2-1	1-1	1-1	1-1	0-1	2-1	0-1	0-1	0-1
<i>Upsets:</i> (9) Colorado 75, (8) USC 63; (9) Colorado 68, (1) Oregon State 65; (3) Stanford 59, (2) Arizona State (67)												
2016	3-0	0-1	2-1	0-1	2-1	0-1	0-1	1-1	0-1	2-1	1-1	0-1
<i>Upsets:</i> (10) California 66, (7) Utah 63 OT; (11) Arizona 74, (8) Oregon 68; (10) California 75, (2) Arizona State (64); (5) Washington 73, (4) Stanford 65												

COMPOSITE TOURNAMENT STANDINGS

TEAM	W	L	PCT	TITLES
Stanford	37	4	.902	11
UCLA	17	14	.548	1
California	17	15	.531	
Colorado	5	5	.500	
USC	14	14	.500	1
Arizona State	12	14	.462	1
Arizona	12	15	.444	
Oregon State	10	14	.417	1
Washington	9	15	.375	
Utah	2	5	.286	
Washington State	6	15	.286	
Oregon	4	15	.210	

REGULAR-SEASON CHAMPIONS BY SCHOOL (includes shared) thru 2015 campaign

1.	Stanford	23
2.	Washington	3
3.	Arizona State	2
	Oregon	2
	Oregon State	2
	USC	2
7.	Arizona	1
	California	1
	UCLA	1

SEED vs. SEED RESULTS

	vs. #1	vs. #2	vs. #3	vs. #4	vs. #5	vs. #6	vs. #7	vs. #8	vs. #9	vs. #10	vs. #11	vs. #12	TOTAL
#1	-	6-0	4-2	8-0	5-1	1-0	-	7-0	6-1	-	-	-	37-4
#2	0-6	-	3-5	-	-	2-1	7-2	-	-	3-1	1-0	-	17-15
#3	2-4	5-3	-	1-0	0-1	9-3	2-0	-	-	2-0	1-1	-	23-12
#4	0-8	-	0-1	-	8-6	-	-	-	2-0	-	-	1-0	11-15
#5	1-5	-	1-0	6-8	-	-	-	1-0	-	-	-	3-1	12-14
#6	0-1	1-2	3-9	-	-	-	1-0	-	-	-	2-3	-	7-15
#7	-	2-7	0-3	-	-	0-1	-	-	-	10-4	-	-	12-15
#8	0-7	-	-	-	0-1	-	-	-	6-7	-	-	-	7-15
#9	2-5	-	-	0-2	-	-	-	7-6	-	-	-	-	8-15
#10	-	1-3	0-2	-	-	-	4-10	-	-	-	-	-	5-15
#11	-	0-1	1-2	-	-	3-2	-	-	-	-	-	-	4-5
#12	-	-	-	0-1	1-4	-	-	-	-	-	-	-	1-5

YEAR-BY-YEAR RECORDS

YEAR	ARIZ	ASU	CAL	COLO	ORE	OSU	STAN	UCLA	USC	UTAH	WASH	WSU
2002	0-1	3-0	0-1	--	2-1	1-1	2-1	1-1	0-1	--	0-1	0-1
2003	2-1	0-1	1-1	--	0-1	0-1	3-0	1-1	1-1	--	1-1	0-1
2004	2-1	0-1	1-1	--	0-1	1-1	3-0	1-1	0-1	--	1-1	0-1
2005	0-1	2-1	1-1	--	1-1	0-1	3-0	0-1	1-1	--	1-1	0-1
2006	1-1	1-1	0-1	--	0-1	1-1	2-1	3-0	1-1	--	0-1	0-1
2007	1-1	2-1	1-1	--	0-1	0-1	3-0	1-1	1-1	--	0-1	0-1
2008	0-1	1-1	2-1	--	1-1	1-1	3-0	1-1	0-1	--	0-1	0-1
2009	1-1	0-1	1-1	--	0-1	0-1	3-0	1-1	2-1	--	1-1	0-1
2010	1-1	0-1	1-1	--	0-1	1-1	3-0	2-1	1-1	--	0-1	0-1
2011	2-1	1-1	2-1	--	0-1	0-1	2-0	1-1	1-1	--	0-1	0-1
2012	1-1	1-1	2-1	1-1	0-1	0-1	3-0	0-1	0-1	0-1	1-1	2-1
2013	0-1	0-1	1-1	1-1	0-1	0-1	3-0	2-1	1-1	1-1	1-1	1-1
2014	0-1	0-1	0-1	1-1	0-1	2-1	1-1	0-1	4-0	1-1	0-1	2-1
2015	0-1	1-1	2-1	2-1	0-1	0-1	3-0	1-1	0-1	0-1	1-1	1-1
2016	1-1	0-1	2-1	0-1	0-1	3-0	0-1	2-1	1-1	0-1	2-1	0-1
TOTAL	12-15	12-14	17-15	5-5	4-15	10-14	37-4	17-14	14-14	2-5	9-15	6-15



Nnemkadi Ogwumike, Stanford

YEARLY SEEDINGS

YEAR	ARIZ	ASU	CAL	COLO	ORE	OSU	STAN	UCLA	USC	UTAH	WASH	WSU
2002	6	3	9	--	7	5	1	8	4	--	2	10
2003	3	8	9	--	5	6	1	4	7	--	2	10
2004	2	5	9	--	8	7	1	4	3	--	6	10
2005	5	3	8	--	2	10	1	6	4	--	7	9
2006	9	2	6	--	8	7	1	3	5	--	4	10
2007	9	2	3	--	6	8	1	7	5	--	4	10
2008	9	3	2	--	7	8	1	5	4	--	6	10
2009	9	3	2	--	7	5	1	4	6	--	10	8
2010	8	5	4	--	6	10	1	2	3	--	7	9
2011	4	3	6	--	9	10	1	2	5	--	7	8
2012	12	4	2	10	9	6	1	5	3	7	8	11
2013	11	9	2	4	12	10	1	3	7	6	5	8
2014	12	4	2	9	10	3	1	8	5	11	6	8
2015	11	2	4	9	10	1	3	6	8	12	5	7

TOURNAMENT SERIES RECORDS

	vs. ARIZ	vs. ASU	vs. CAL	vs. COLO	vs. ORE	vs. OSU	vs. STAN	vs. UCLA	vs. USC	vs. UTAH	vs. WASH	vs. WSU	TOTAL
ARIZ	--	0-2	--	--	2-0	3-1	0-7	1-1	1-2	0-1	1-0	2-0	11-14
ASU	2-0	--	1-4	--	2-0	2-0	1-4	2-2	0-3	--	1-0	1-1	12-13
CAL	--	4-1	--	2-0	3-0	--	0-7	0-4	1-1	--	3-0	2-1	15-14
COLO	--	--	0-2	--	--	1-0	0-2	1-0	1-0	1-0	1-0	--	5-4
ORE	0-2	0-2	0-3	--	--	--	--	0-1	0-1	--	2-3	2-2	4-14
OSU	1-3	0-2	--	0-1	--	--	0-2	1-1	0-3	1-0	1-1	3-1	7-14
STAN	7-0	4-1	7-0	2-0	--	2-0	--	9-1	3-1	--	1-0	1-0	37-3
UCLA	1-1	2-2	4-0	0-1	1-0	2-0	1-9	--	2-0	1-0	--	1-0	15-13
USC	2-1	3-0	1-1	0-1	1-0	2-1	1-4	0-2	--	--	2-2	2-1	13-13
UTAH	1-0	--	--	0-1	--	0-1	--	0-1	--	--	1-1	--	2-4
WASH	0-2	0-1	2-1	0-1	3-2	1-1	0-1	--	2-2	1-1	--	--	7-14
WSU	0-2	1-1	1-2	--	2-2	1-3	0-1	0-1	1-2	--	--	--	6-14


CONFERENCE CHAMPIONS

Year	Tournament	Regular Season
1987	--	USC
1988	--	Washington
1989	--	Stanford
1990	--	Stanford
		Washington
1991	--	Stanford
1992	--	Stanford
1993	--	Stanford
1994	--	USC
1995	--	Stanford
1996	--	Stanford
1997	--	Stanford
1998	--	Stanford
1999	--	Oregon
		UCLA
2000	--	Oregon
2001	--	Arizona State
		Washington
		Stanford
2002	Arizona State	Stanford
2003	Stanford	Stanford
2004	Stanford	Arizona
		Stanford
2005	Stanford	Stanford
2006	UCLA	Stanford
2007	Stanford	Stanford
2008	Stanford	Stanford
2009	Stanford	Stanford
2010	Stanford	Stanford
2011	Stanford	Stanford
2012	Stanford	Stanford
2013	Stanford	California
		Stanford
2014	USC	Stanford
2015	Stanford	Oregon State
2016	Oregon State	Arizona State
		Oregon State



Arizona State upset Stanford in 2002 to win the first-ever Pac-10 Tournament championship.

THRILL. RALLY. PLAY.



NETWORKS

WHERE CHAMPIONS PLAY



Pac-12.com

FIRST TEAM ALL-AMERICANS

ARIZONA

1997-98 Adia Barnes..... USBWA

ARIZONA STATE

1980-81 Kym Hampton
1981-82 Kym Hampton

CALIFORNIA

1992-93 Milica Vukadinovic..... Kodak, BT, S&S
2008-09 Ashley Walker..... USBWA
2014-15 Brittany Boyd..... WBCA

COLORADO

1994-95 Shelly Sheetz..... WBCA, USBWA, AP, BT

OREGON

1980-81 Bev Smith..... Kodak
1981-82 Bev Smith..... Kodak
1999-00 Shaqula Williams Kodak

OREGON STATE

1980-81 Carol Menken Kodak
1984-85 Julie Coleman WBNS
1995-96 Tanja Kostic..... UPI, College Sports Magazine
2015-16 Jamie Weisner WBCA

STANFORD

1988-89 Jennifer Azz..... Kodak
1989-90 Jennifer Azzi..... Kodak, USBWA
1990-91 Sonja Henning..... Kodak
1991-92 Val Whiting Kodak, USBWA
1992-93 Val Whiting Kodak, USBWA
1995-96 Kate Starbird Kodak, USBWA
1996-97 Kate Starbird Kodak, AP, USBWA
1997-98 Kristin Folkl Kodak, USBWA, Sporting News
1999-00 Jamie Carey..... WBNS, WBJ
2000-01 Nicole Powell..... WBJ
2001-02 Nicole Powell..... Kodak, USBWA
2002-03 Nicole Powell..... Kodak, USBWA
2003-04 Nicole Powell..... Kodak, AP, Wooden, USBWA
2004-05 Candice Wiggins..... Kodak
2005-06 Candice Wiggins..... Kodak, USBWA, WBNS
2006-07 Candice Wiggins..... Kodak, USBWA
2007-08 Candice Wiggins..... WBCA, AP, USBWA, Wooden, SI, ESPN
2008-09 Jayne Appel..... WBCA, USBWA
2009-10 Jayne Appel..... WBCA, USBWA, Wooden
Nnemkadi Ogwumike.. USBWA, WBCA, Wooden
2010-11 Nnemkadi Ogwumike.. USBWA, WBCA, Wooden
Jeanette Pohlen..... AP, USBWA, Wooden
2011-12 Chiney Ogwumike..... WBCA
Nnemkadi Ogwumike..... AP, WBCA, USBWA, Wooden
2012-13 Chiney Ogwumike... AP, WBCA, USBWA, Wooden
2013-14 Chiney Ogwumike..... AP, WBCA, USBWA, Wooden, ESPN

UCLA

1974-75 Ann Meyers..... Kodak
1975-76 Ann Meyers..... Kodak
1976-77 Ann Meyers..... Kodak
1977-78 Ann Meyers..... Kodak
1978-79 Denise Curry..... Kodak
1979-80 Denise Curry..... Kodak
1980-81 Denise Curry..... Kodak
1992-93 Natalie Williams..... USBWA, Naismith, BT
1993-94 Natalie Williams. Kodak, USBWA, Naismith, BT, BA
1998-99 Maylana Martin..... Kodak
1999-00 Maylana Martin..... AP, Kodak, Naismith, SI for Women
1999-00 Nicole Kaczmariski..... WBNS

USC

1981-82 Paula McGee..... WBCA
1982-83 Paula McGee..... Kodak, ABA-USA
Cheryl Miller Kodak, ABA-USA, Naismith, Fast Break
1983-84 Pam McGee Kodak, ABA-USA
Cheryl Miller ... Kodak, ABA-USA, SS, Naismith
1984-85 Cheryl Miller Kodak, ABA-USA, Naismith
1985-86 Cheryl Miller Kodak, ABA-USA, Naismith
1992-93 Lisa Leslie..... USBWA, BT
1993-94 Lisa Leslie..... Kodak, USBWA, WBA, BA
1996-97 Tina Thompson..... USBWA, Basketball Weekly

UTAH

1995-96 Amber McEwen..... WBCA
2000-01 Lauren Beckman..... WBCA

WASHINGTON

1987-88 Karen Deden BT
1994-95 Rhonda Smith BA
1999-00 Loree Payne WBNS
2015-16 Kelsey Plum WBCA

Legend: WBCA - Women's Basketball Coaches Association (Kodak through), WBNS - Women's Basketball News Service, USBWA - United States Basketball Writers Association, AP - Associated Press, UPI - United Press International, BT - Basketball Times, BA - Basketball America, SI - Sports Illustrated for Women, SS - Street & Smith's, WBA - Women's Basketball Association, WBJ - Women's Basketball Journal, Wooden - Wooden Award.



Oregon's Shaqula Williams was a 1999-2000 Kodak All-American.



Stanford's Candice Wiggins was the recipient of the 2008 State Farm Wade Trophy and was a four-time All-American.



Washington's Loree Payne was a 1999-2000 WBNS All-American.

NAISMITH MEMORIAL BASKETBALL HALL OF FAME

Ann Meyers, UCLA (inducted 1993)
 Cheryl Miller, USC (inducted 1995)
 Denise Curry, UCLA (inducted 1997)
 Billie Moore, UCLA (inducted 1999) - coach
 Cynthia Cooper, USC (inducted 2010)
 Tara VanDerveer, Stanford (inducted 2011) - coach
 Lisa Leslie, USC (inducted 2015)

WOMEN'S BASKETBALL HALL OF FAME

Denise Curry, UCLA (inducted 1999)
 Ann Meyers, UCLA (inducted 1999)
 Cheryl Miller, USC (inducted 1999)
 Billie Moore, UCLA (inducted 1999)
 Linda Sharp, USC (inducted 2001)
 Marianne Stanley, USC/California (inducted 2002)
 Tara VanDerveer, Stanford (inducted 2002)
 Bev Smith, Oregon (inducted 2004)
 Jennifer Azzi, Stanford (inducted 2009)
 Cynthia Cooper, USC (inducted 2009)
 Pamela McGee, USC (inducted 2012)
 Lisa Leslie, USC (inducted 2014)

WBCA LIFETIME ACHIEVEMENT AWARD

1995 Billie Moore, UCLA

KODAK SILVER ANNIVERSARY TEAM

(top 10 Div. I players, 1974-1999)

Ann Meyers, UCLA
 Cheryl Miller, USC

USA OLYMPIC TEAM

1976 (silver) Billie Moore, UCLA (head coach)
 Anne Meyers, UCLA
 1980 Denise Curry, UCLA
 1984 (gold) Denise Curry, UCLA
 Pam McGee, USC
 Cheryl Miller, USC
 1988 (gold) Cynthia Cooper, USC
 1992 (bronze) Cynthia Cooper, USC
 1996 (gold) Tara VanDerveer, Stanford (head coach)
 Jennifer Azzi, Stanford
 Lisa Leslie, USC
 Katy Steding, Stanford
 2000 (gold) Lisa Leslie, USC
 Natalie Williams, Stanford
 2004 (gold) Lisa Leslie, USC
 Tina Thompson, USC
 2008 (gold) Lisa Leslie, USC
 Tina Thompson, USC

USA BASKETBALL COACH OF THE YEAR

1996 Tara VanDerveer, Stanford

BRODERICK CUP

1977-78 Ann Meyers, UCLA
 1983-84 Cheryl Miller, USC

HONDA SPORTS AWARD

(selected by NACWAA)

1977-78 Ann Meyers, UCLA
 1983-84 Cheryl Miller, USC
 1984-85 Cheryl Miller, USC
 1989-90 Jennifer Azzi, Stanford

STATE FARM WADE TROPHY PLAYER OF THE YEAR

(selected by NAGWS)

1984-85 Cheryl Miller, USC
 1989-90 Jennifer Azzi, Stanford
 2007-08 Candice Wiggins, Stanford

NAISMITH TROPHY

(selected by coach/media panel)

1983-84 Cheryl Miller, USC
 1984-85 Cheryl Miller, USC
 1985-86 Cheryl Miller, USC
 1989-90 Jennifer Azzi, Stanford
 1993-94 Lisa Leslie, USC
 1996-97 Kate Starbird, Stanford

JOHN R. WOODEN AWARD

2013-14 Chiney Ogwumike, Stanford

ANN MEYERS DRYSDALE USBWA NATIONAL PLAYER OF THE YEAR

1993-94 Lisa Leslie, USC
 1989-90 Jennifer Azzi, Stanford
 1996-97 Kate Starbird, Stanford
 * Award was named after the UCLA Hall of Famer Anne Meyers Drysdale in 2012.

WBCA PLAYER OF THE YEAR

1984-85 Cheryl Miller, USC
 1985-86 Cheryl Miller, USC
 1993-94 Lisa Leslie, USC
 1996-97 Kate Starbird, Stanford
 2007-08 Candice Wiggins, Stanford

WBCA FRANCES POMEROY NAISMITH PLAYER OF THE YEAR

(outstanding female senior collegian under 5-6 in height)

1986-87 Rhonda Windham, USC
 2009-10 Alexis Gray-Lawison, CAL

WBS NEWS SERVICE FRESHMAN OF THE YEAR

1989-90 Val Whiting, Stanford
 1990-91 Lisa Leslie, USC
 1998-99 Lindsey Yamasaki, Stanford

USBWA NATIONAL FRESHMAN OF THE YEAR

2004-05 Candice Wiggins, Stanford (co)

NATIONAL COACH OF THE YEAR

1977-78 Billie Moore, UCLA (AIAW)
 1987-88 Tara VanDerveer, Stanford (WBNS)
 1988-89 Tara VanDerveer, Stanford (Converse, WBCA)
 1989-90 Tara VanDerveer, Stanford (Naismith, USBWA)
 1993-94 Ceal Barry, Colorado (USBWA)
 1995-96 Amy Tucker & Marianne Stanley, Stanford (UPI)
 1998-99 Jody Runge, Oregon (WBNS)
 2010-11 Tara VanDerveer, Stanford (WBCA, co-AP, Naismith)



Stanford head coach Tara VanDerveer was inducted into the Naismith Memorial Basketball Hall of Fame in 2011.



USC's Lisa Leslie was a two-time all-American, national player of the year and four-time member of the USA Olympic team.

COSIDA ACADEMIC ALL-AMERICA OF THE YEAR

- 1986-87 Chelle Flamoe, Oregon State
- 1988-89 Chelle Flamoe, Oregon State
- 1989-90 Stefanie Kasperski, Oregon
- 2013-14 Chiney Ogwumike, Stanford

COSIDA ACADEMIC ALL-AMERICANS

ARIZONA STATE

- 1986-87 Sherry Poole (3rd)
- 1988-89 Fran Ciak (2nd)
- 1989-90 Fran Ciak (2nd)

COLORADO

- 1980-81 Corky O'Rouke (3rd)
- 2005-06 Jackie McFarland (2nd)
- 2006-07 Jackie McFarland (2nd)
- 2007-08 Jackie McFarland (1st)

OREGON

- 1979-80 Bev Smith (2nd)
- 1981-82 Bev Smith (3rd)
- 1988-89 Stefanie Kasperski (1st)
- 1989-90 Stefanie Kasperski (1st)
- 2009-10 Amanda Johnson (2nd)
- 2010-11 Amanda Johnson (1st)
- 2011-12 Amanda Johnson (1st)

OREGON STATE

- 1982-83 Juli Coleman (HM)
- 1983-84 Juli Coleman (2nd)
- 1984-85 Juli Coleman (2nd)
- 1986-87 Chelle Flamoe (2nd)
- 1987-88 Chelle Flamoe (1st)
- 1988-89 Chelle Flamoe (1st)
- 2014-15 Ruth Hamblin (2nd)
- 2015-16 Ruth Hamblin (1st)

STANFORD

- 1980-81 Louise Smith (3rd)
- 1981-82 Jeanne Ruark Hoff (4th)
- 1989-90 Julie Zeilstra (3rd)
- 1991-92 Chris MacMurdo (3rd)
- 1992-93 Chris MacMurdo (3rd)
- 1995-96 Kate Starbird (2nd)
- 2012-13 Chiney Ogwumike (1st)
- 2013-14 Chiney Ogwumike (1st)

UCLA

- 1979-80 Dianne Frierson (3rd)
- 1980-81 Denise Curry (1st)
- 1981-82 Mary Hagarty (4th)
- 1985-86 Anne Dean (2nd)

UTAH

- 1979-80 Jane Quimby (3rd)
- 1980-81 Ellen Perrella (3rd)
- 2014-15 Taryn Wicijowski (1st)

WASHINGTON

- 2000-01 Megan Franza (2nd)
- 2015-16 Kelsey Plum (2nd)

WASHINGTON STATE

- 1981-82 Jeanne Eggart (HM)

NCAA PLAYER OF THE DECADE

- 1980's Cheryl Miller, USC

NCAA 25TH ANNIVERSARY TEAM

- Cheryl Miller, USC

NCAA FINAL FOUR MOST OUTSTANDING PLAYER

- 1982-83 Cheryl Miller, USC
- 1983-84 Cheryl Miller, USC
- 1989-90 Jennifer Azzi, Stanford
- 1991-92 Molly Goodenbour, Stanford

NCAA FINAL FOUR ALL-TOURNAMENT TEAM

- 1982-83 Paula McGee, USC; Cheryl Miller, USC
- 1983-84 Pam McGee, USC; Paula McGee, USC; Cheryl Miller, USC
- 1985-86 Cynthia Cooper, USC; Cheryl Miller, USC
- 1989-90 Jennifer Azzi, STAN; Katy Steding, STAN
- 1990-91 Sonja Henning, STAN
- 1991-92 Molly Goodenbour, STAN; Rachel Hemmer, STAN; Val Whiting, STAN
- 2007-08 Candice Wiggins, STAN
- 2008-09 Jayne Appel, STAN
- 2009-10 Nnemkadi Ogwumike, STAN; Kayla Pedersen, STAN
- 2011-12 Nnemkadi Ogwumike, STAN
- 2015-16 Talia Walton, WASH

NCAA REGIONAL MOST OUTSTANDING PLAYER

- 1983-84 Paula McGee, USC (West)
- 1985-86 Cheryl Miller, USC (West)
- 1987-88 Cherie Nelson, USC (West)
- 1989-90 Karen Deden, Washington (Midwest-co)
- Jennifer Azzi, Stanford (West)
- 1990-91 Val Whiting, Stanford (West)
- 1991-92 Molly Goodenbour, Stanford (West)
- 1994-95 Anita Kaplan, Stanford (West)
- 1995-96 Kate Starbird, Stanford (West)
- 1996-97 Jamila Wideman, Stanford (West)
- 2003-04 Nicole Powell, Standord (Midwest)
- 2007-08 Candice Wiggins, Stanford (Spokane)
- 2008-09 Jayne Appel, Stanford (Berkeley)
- 2009-10 Nnemkadi Ogwumike, Stanford (Sacramento)
- 2010-11 Nnemkadi Ogwumike, Stanford (Spokane)
- 2011-12 Nnemkadi Ogwumike, Stanford (Fresno)
- 2012-13 Layshia Clarendon, California (Spokane)
- 2013-14 Mikaela Ruef, Stanford (Stanford)
- 2015-16 Chantel Osahor, Washington (Lexington)
- Jamie Weisner, Oregon State (Dallas)

NCAA REGIONAL ALL-TOURNAMENT TEAM

- 1981-82 Paula McGee, Pam McGee - USC (Mideast)
- 1982-83 Pam McGee, Paula McGee, Cheryl Miller - USC (West); Judy Poelstra - Oregon State (West)
- 1983-84 Paula McGee, Cynthia Cooper, Cheryl Miller - USC (West)
- 1985-86 Cheryl Miller, Cynthia Cooper - USC (West)
- 1986-97 Monica Lamb - USC (West)
- 1987-88 Cherie Nelson - USC (West)
- 1989-90 Karen Deden - Washington (Mideast); Jennifer Azzi, Trisha Stevens - Stanford (West)
- 1990-91 Val Whiting, Sonja Henning, Julie Zeilstra - Stanford (West)
- 1991-92 Molly Goodenbour, Rachel Hemmer - Stanford (West); Joni Easterly, Lisa Leslie - USC (West)
- 1992-93 Val Whiting - Stanford (West)
- 1993-94 Lisa Leslie, Tina Thompson - USC (Mideast)
- 1994-95 Christy Hedgpeth, Anita Kaplan - Stanford (West)
- 1995-96 Kate Starbird, Naomi Multaoupele, Vanessa Nygaard - Stanford (West)
- 1996-97 Jamila Wideman, Kate Starbird, Kristin Folk, Olympia Scott - Standord (West)
- 1997-98 Lisa Griffith - Arizona (East)
- 1998-99 Michelle Greco, Maylana Martin - UCLA (West)
- 2000-01 Andrea Lalum - Washington (West)
- 2001-02 Nicole Powell - Stanford (West)
- 2003-04 Nicole Powell, Susan Borchardt - Stanford (Midwest)
- 2004-05 Susan Borchardt, Candice Wiggins - Stanford (Kansas City); Kylan Loney - Arizona State (Tempe)
- 2005-06 Candice Wiggins, Brooke Smith - Stanford (San Antonio)
- 2006-07 Danielle Orsillo, Arizona State (Greensboro)
- 2007-08 Candice Wiggins, Jayne Appel, Kayla Pedersen - Stanford (Spokane)
- 2008-09 Briann January, Danielle Orsillo - Arizona State (Trenton); Jayne Appel, Jillian Harmon, Jeanette Pohlen - Stanford (Berkeley)
- 2009-10 Jayne Appel, Kayla Pedersen, Nnemkadi Ogwumike - Stanford (Sacramento)
- 2010-11 Chiney Ogwumike, Nnemkadi Ogwumike - Stanford (Spokane)
- 2011-12 Chiney Ogwumike, Nnemkadi Ogwumike - Stanford (Fresno)
- 2012-13 Layshia Clarendon, Afure Jemeribge - California (Spokane); Chiney Ogwumike, Stanford (Spokane)
- 2013-14 Chiney Ogwumike, Amber Orrange, Mikaela Ruef, Stanford (Stanford)
- 2015-16 Chantel Osahor, Kelsey Plum, Talia Walton, Washington (Lexington); Erica McCall, Lili Thompson, Stanford (Lexington); Jamie Weisner, Sydney Wiese, Oregon State (Dallas)

NCAA ELITE 90

- 2016 Ruth Hamblin, Oregon State



Oregon's Stefanie Kasperski was the 1989-90 Academic All-America of the Year.

1986-87

Jennifer Bennett California
 Yvette Cole Washington
 Dora Dome UCLA
 Monica Lamb USC
 Lauri Landerholm* Oregon
 Cherie Nelson USC
 Gabi Neumann Oregon
 Lisa Oriard Washington
 Dana Patterson Arizona
 Rhonda Windham USC

1987-88

Jennifer Azzi Stanford
 Yvette Cole Washington
 Dora Dome UCLA
 Chelle Flamoe Oregon State
 Jonni Gray Washington State
 Karon Howell USC
 Stefanie Kasperski Oregon
 Shamon Mosley Arizona State
 Cherie Nelson* USC
 Lisa Oriard Washington
 Dana Patterson Arizona
 Katy Steding Stanford

1988-89

Jennifer Azzi* Stanford
 Yvette Cole Washington
 Chelle Flamoe Oregon State
 Amy Gamble Arizona
 Jonni Gray Washington State
 Sonja Henning Stanford
 Stefanie Kasperski Oregon
 Cherie Nelson USC
 Katy Steding Stanford
 Sandra VanEmbricqs UCLA

1989-90

Jennifer Azzi* Stanford
 Karen Deden Washington
 Sonja Henning Stanford
 Stefanie Kasperski Oregon
 Amy Mickelson Washington
 Angie Miller Washington State
 Katy Steding Stanford
 Rehema Stephens UCLA
 Trisha Stevens Stanford
 Sandra VanEmbricqs UCLA

1990-91

Karen Deden Washington
 Sonja Henning* Stanford
 Lisa Leslie USC
 Laurie Merlino Washington
 Judy Shannon Oregon State
 Trisha Stafford California
 Rehema Stephens UCLA
 Trisha Stevens Stanford
 Tammy Story USC
 Julie Zeilstra Stanford

1991-92

Ryneldi Becenti Arizona State
 Margo Clark Arizona
 Lisa Leslie USC
 Judy Shannon Oregon State
 Trisha Stafford California
 Rehema Stephens UCLA
 Tammy Story USC
 Val Whiting* Stanford
 Natalie Williams UCLA
 Milica Vukadinovic California

1992-93

Nicole Anderson UCLA
 Ryneldi Becenti Arizona State
 Joni Easterly USC
 Molly Goodenbour Stanford
 Tanja Kostic Oregon State
 Lisa Leslie USC
 Rhonda Smith Washington
 Milica Vukadinovic California
 Val Whiting* Stanford
 Natalie Williams UCLA

1993-94

Tara Davis Washington
 Christy Hedgpeh Stanford
 Rachel Hemmer Stanford
 Anita Kaplan Stanford
 Tanja Kostic Oregon State
 Lisa Leslie USC
 Nicky McCrimmon USC
 Rhonda Smith Washington
 Debbie Sporcich Oregon
 Natalie Williams* UCLA

1994-95

Sally Crowe Oregon
 Renae Fegent Oregon
 Kisa Hughes UCLA
 Anita Kaplan Stanford
 Tanja Kostic* Oregon State
 Rhonda Smith Washington
 Eliza Sokolowska California
 Kate Starbird Stanford
 Tina Thompson USC
 Boky Vidic Oregon State

1995-96

Adia Barnes Arizona
 Arianne Boyer Oregon
 Renae Fegent Oregon
 Nickey Hilbert UCLA
 Tanja Kostic* Oregon State
 Brenda Pantoja Arizona
 Jenni Ruff Washington State
 Kate Starbird* Stanford
 Tina Thompson USC
 Jamila Wideman Stanford

1996-97

Adia Barnes Arizona
 Arianne Boyer Oregon
 Jade Hyett Washington State
 Tina Lelas Oregon State
 Tanja Kostic Oregon State
 Maylana Martin UCLA
 Jamie Redd Washington
 Olympia Scott Stanford
 Kate Starbird* Stanford
 Tina Thompson USC
 Jamila Wideman Stanford

1997-98

Adia Barnes* Arizona
 Kristin Clark USC
 Kristin Folkl Stanford
 Erica Gomez UCLA
 Amber Hall Washington
 Natalie Hughes Oregon
 Maylana Martin UCLA
 Vanessa Nygaard Stanford
 Jamie Redd Washington
 Olympia Scott Stanford

1998-99

LaCresha Flannigan UCLA
 Milena Flores Stanford
 Erica Gomez UCLA
 Amber Hall Washington
 Angela Lackey Arizona
 Tricia Lamb Washington State
 Maylana Martin* UCLA
 Jamie Redd Washington
 Adrain Williams USC
 Shaquala Williams Oregon
 Felecity Willis Arizona

1999-2000

Tatum Brown Arizona
 Milena Flores Stanford
 Megan Franza Washington
 Rachel Holt Arizona State
 Maylana Martin UCLA
 Sissel Pierce Oregon State
 Felicia Ragland Oregon State
 Shaquala Williams* Oregon
 Felecity Willis Arizona
 Angelina Wolvert Oregon

2000-01

Reshea Bristol Arizona
 Megan Franza Washington
 Michelle Greco UCLA
 Courtney Johnson California
 Melody Johnson Arizona State
 Amanda Levens Arizona State
 Elizabeth Pickney Arizona
 Nicole Powell Stanford
 Felicia Ragland* Oregon State
 Angelina Wolvert Oregon

2001-02

Ebony Hoffman USC
 Aisha Hollans USC
 Amanda Levens Arizona State
 Giuliana Mendiola Washington
 Loree Payne Washington
 Elizabeth Pickney Arizona
 Nicole Powell* Stanford
 Felicia Raglandl Oregon State
 Shaquala Williams Oregon
 Lindsey Yamasaki Stanford

2002-03

Nikki Blue UCLA
 Leilani Estavan Oregon State
 Michelle Greco UCLA
 Ebony Hoffman USC
 Giuliana Mendiola* Washington
 Loree Payne Washington
 Shawntinice Polk Arizona
 Nicole Powell Stanford
 Kelley Suminski Stanford
 Dee-Dee Wheeler Arizona

2003-04

Nihan Anaz California
 Nikki Blue UCLA
 Ebony Hoffman USC
 Andrea Lalum Washington
 Kylan Loney Arizona State
 Giuliana Mendiola Washington
 Shawntinice Polk Arizona
 Nicole Powell* Stanford
 Noelle Quinn UCLA
 Dee-Dee Wheeler Arizona

2004-05

Andrea Bills	Oregon
Nikki Blue	UCLA
Cathrine Kraayeveld	Oregon
Shawntinice Polk	Arizona
Brooke Smith	Stanford
Kelley Suminski	Stanford
Emily Westerberg	Arizona State
Dee-Dee Wheeler	Arizona
Candice Wiggins*	Stanford
Lisa Willis	UCLA

2005-06

Nikki Blue	UCLA
Devanei Hampton	California
Cameo Hicks	Washington
Kristen Kovesity	Arizona State
Eshaya Murphy	USC
Noelle Quinn	UCLA
Brooke Smith	Stanford
Emily Westerberg	Arizona State
Candice Wiggins*	Stanford
Lisa Willis	UCLA

2006-07

Devanei Hampton*	California
Cameo Hicks	Washington
Aubree Johnson	Arizona State
Eshaya Murphy	USC
Casey Nash	Oregon State
Noelle Quinn	UCLA
Brooke Smith	Stanford
Ashley Walker	California
Emily Westerberg	Arizona State
Candice Wiggins	Stanford

2007-08

FIRST TEAM	
Jayne Appel	Stanford
Devanei Hampton	California
Lindsey Pluimer	UCLA
Ashley Walker	California
Candice Wiggins*	Stanford

SECOND TEAM

Alexis Gray-Lawson	California
Briann January	Arizona State
Lauren Lacey	Arizona State
Nadia Parker	USC
Ashley Whisonant	Arizona

THIRD TEAM

Emily Florence	Washington
Merceded Fox-Griffin	Oregon State
Camille LeNoir	USC
Taylor Lilley	Oregon
Kayla Pedersen	Stanford

2008-09

FIRST TEAM	
Jayne Appel*	Stanford
Alexis Gray Lawson	California
Ify Ibekwe	Arizona
Briann January	Arizona State
Ashley Walker	California

SECOND TEAM

Doreena Campbell	UCLA
Jillian Harmon	Stanford
Camille LeNoir	USC
Jeanette Pohlen	Stanford
Dymond Simon	Arizona State

THIRD TEAM

Brittney Davis	Oregon State
Micaela Cocks	Oregon
Briana Gilbreath	USC
Devanei Hampton	California
Kayla Pedersen	Stanford

DID YOU KNOW? 16 freshmen in Pac-12/10 history have earned first team all-conference honors: Lisa Leslie, USC ('91), Tanja Kostic, OSU ('93), Maylana Martin, UCLA ('97), Shaquala Williams, ORE ('99), Nicole Powell, STAN ('01), Shawntinice Polk, ARIZ ('03), Nikki Blue, UCLA ('03), Noelle Quinn, UCLA ('04), Candice Wiggins, STAN ('05), Devanei Hampton, CAL ('06), Davellyn White, ARIZ ('10), Chiney Ogwumike, STAN ('11), Jazmine Davis, WASH ('12), Kelsey Plum, WASH, Sydney Wiese, OSU ('14) and Kristine Anigwe, CAL ('16).

2009-10

Jayne Appel	Stanford
Doreena Campbell	UCLA
Micaela Cocks	Oregon
Ashley Corral	USC
Jasmine Dixon	UCLA
Briana Gilbreath	USC
Alexis Gray-Lawson	California
Ify Ibekwe	Arizona
Taylor Lilley	Oregon
Nnemkadi Ogwumike*	Stanford
Kayla Pedersen	Stanford
Jeanette Pohlen	Stanford
Danielle Orsillo	Arizona State
Sami Whitcomb	Washington
Davellyn Whyte	Arizona

2010-11

Doreena Campbell	UCLA
Ashley Corral	USC
Jasmine Dixon	UCLA
Briana Gilbreath	USC
Ify Ibekwe	Arizona
Nia Jackson	Oregon
Kristi Kingma	Washington
Darxia Morris	UCLA
Chiney Ogwumike	Stanford
Nnemkadi Ogwumike	Stanford
Kayla Pedersen	Stanford
Jeanette Pohlen*	Stanford
Dymond Simon	Arizona State
DeNesha Stallworth	California
Davellyn Whyte	Arizona

2011-12

Jazmine Davis	Washington
Layshia Clarendon	California
Ashley Corral	USC
Rebekah Gardner	UCLA
Briana Gilbreath	USC
Chucky Jeffery	Colorado
Amanda Johnson	Oregon
Toni Kokenis	Stanford
Earlysia Marchbanks	Oregon State
Chiney Ogwumike	Stanford
Nnemkadi Ogwumike*	Stanford
Regina Rogers	Washington
Markel Walker	UCLA
Davellyn Whyte	Arizona
Taryn Wicijowski	Utah

2012-13

Brittany Boyd	California
Gennifer Brandon	California
Alyssia Brewer	UCLA
Layshia Clarendon	California
Jazmine Davis	Washington
Cassie Harberts	USC
Chucky Jeffery	Colorado
Kristi Kingma	Washington
Atonye Nyingifa	UCLA
Chiney Ogwumike*	Stanford
Amber Orrange	Stanford
Michelle Plouffe	Utah
Joslyn Tinkle	Stanford
Markel Walker	UCLA
Davellyn Whyte	Arizona

2013-14

Jillian Alleyne	Oregon
Brittany Boyd	California
Jazmine Davis	Washington
Nirra Fields	UCLA
Lia Galdeira	Washington State
Reshanda Gray	California
Cassie Harberts	USC
Deja Mann	Arizona State
Atonye Nyingifa	UCLA
Chiney Ogwumike*	Stanford
Amber Orrange	Stanford
Michelle Plouffe	Utah
Kelsey Plum	Washington
Tia Presley	Washington State
Sydney Wiese	Oregon State

2014-15

Jillian Alleyne	Oregon
Promise Amukamara	Arizona State
Brittany Boyd	California
Sophie Brunner	Arizona State
Jazmine Davis	Washington
Nirra Fields	UCLA
Lia Galdeira	Washington State
Reshanda Gray*	California
Ruth Hamblin	Oregon State
Amber Orrange	Stanford
Kelsey Plum	Washington
Lili Thompson	Stanford
Alexyz Vaoiletama	USC
Jamie Weisner	Oregon State
Sydney Wiese	Oregon State

2015-16

Jillian Alleyne	Oregon
Kristine Anigwe	California
Sophie Brunner	Arizona State
Jordin Canada	UCLA
Elisha Davis	Arizona State
Temi Fagbenle	USC
Nirra Fields	UCLA
Ruth Hamblin	Oregon State
Katie Hempen	Arizona State
Erica McCall	Stanford
Kelsey Plum	Washington
Emily Potter	Utah
Lili Thompson	Stanford
Jamie Weisner*	Oregon State
Sydney Wiese	Oregon State

* Player of the Year

Note: One team of 10 selected from 1987-2007; In 2008 and 2009, three teams of five were selected. Second and third teams indicated; one team of 15 selected beginning 2010.

ARIZONA.....30
 Dana Patterson..... 87, 88
 Amy Gamble..... 89
 Margo Clark..... 92
 Adia Barnes..... 96, 97, 98
 Brenda Pantoja..... 96
 Angela Lackey..... 99
 Felicity Willis..... 99, 00
 Tatum Brown..... 00
 Reshea Bristol..... 01
 Elizabeth Pickney..... 01, 02
 Shawntinice Polk..... 03
 Dee-Dee Wheeler..... 03, 04, 05
 Shawntinice Polk..... 03, 04, 05
 Ashley Whisonant..... 08 (2nd)
 Ify Ibekwe..... 09, 10, 11
 Davellyn Whyte..... 10, 11, 12, 13

ARIZONA STATE.....25
 Shamona Mosley..... 88
 Ryneldi Becenti..... 92, 93
 Rachel Holt..... 00
 Melody Johnson..... 01
 Amanda Levens..... 01, 02
 Kylan Loney..... 04
 Emily Westerberg..... 05, 06, 07
 Kristen Kovesy..... 06
 Aubree Johnson..... 07
 Briann January..... 08 (2nd), 09
 Lauren Lacey..... 08 (2nd)
 Dymond Simon..... 09 (2nd), 11
 Danielle Orsillo..... 10
 Deja Mann..... 14
 Promise Amukamara..... 15
 Sophie Brunner..... 15, 16
 Elisha Davis..... 16
 Katie Hempen..... 16

CALIFORNIA.....28
 Jennifer Bennett..... 87
 Trisha Stafford..... 91, 92
 Milica Vukadinovic..... 92, 93
 Eliza Sokolowska..... 95
 Courtney Johnson..... 01
 Nihan Anaz..... 04
 Devanei Hampton..... 06, 07, 08, 09 (3rd)
 Ashley Walker..... 07, 08, 09
 Alexis Gray-Lawson..... 08 (2nd), 09, 10
 DeNesha Stallworth..... 11
 Layshia Clarendon..... 12, 13
 Brittany Boyd..... 13, 14, 15
 Gennifer Brandon..... 13
 Reshanda Gray..... 14, 15
 Kristine Anigwe..... 16

COLORADO.....2
 Chucky Jeffery..... 12, 13

OREGON.....28
 Lauri Landerholm..... 87
 Gabi Neumann..... 87
 Stefanie Kasperski..... 88, 89, 90
 Debbie Sporicich..... 94
 Sally Crowe..... 95
 Renae Fegent..... 95, 96
 Arianne Boyer..... 96, 97
 Natalie Hughes..... 98
 Shaquala Williams..... 99, 00, 02
 Angelina Wolvert..... 00, 01
 Cathrine Kraayeveld..... 05
 Andrea Bills..... 05
 Taylor Lilley..... 08 (3rd), 10
 Micaela Cocks..... 09 (3rd), 10
 Nia Jackson..... 11
 Amanda Johnson..... 12
 Jillian Alleyne..... 14, 15, 16

OREGON STATE.....26
 Chelle Flamoe..... 88, 89
 Judy Shannon..... 91, 92
 Tanja Kostic..... 93, 94, 95, 96
 Boky Vidic..... 95
 Tina Lelas..... 97
 Sissel Pierce..... 00
 Felicia Ragland..... 00, 01, 02

Leilani Estavan..... 03
 Casey Nash..... 07
 Mercedes Fox-Griffin..... 08 (3rd)
 Brittney Davis..... 09 (3rd)
 Earlysia Marchbanks..... 12
 Sydney Wiese..... 14, 15, 16
 Ruth Hamblin..... 15, 16
 Jamie Weisner..... 15, 16

STANFORD.....69
 Jennifer Azzi..... 88, 89, 90
 Katy Steding..... 88, 89, 90
 Sonja Henning..... 89, 90, 91
 Trisha Stevens..... 90, 91
 Julie Zielstra..... 91
 Val Whiting..... 92, 93
 Molly Goodenbour..... 93
 Christy Hedgpeth..... 94
 Rachel Hemmer..... 94
 Anita Kaplan..... 94, 95
 Kate Starbird..... 95, 96, 97
 Jamila Wideman..... 96, 97
 Olympia Scott..... 97, 98
 Vanessa Nygaard..... 98
 Kristin Folk..... 98
 Milena Flores..... 99, 00
 Nicole Powell..... 01, 02, 03, 04
 Lindsey Yamasaki..... 02
 Kelley Suminski..... 03, 05
 Brooke Smith..... 05, 06, 07
 Candice Wiggins..... 05, 06, 07, 08
 Jayne Appel..... 08, 09, 10
 Kayla Pedersen..... 08 (3rd), 09 (3rd), 10, 11
 Jillian Harmon..... 09 (2nd)
 Jeanette Pohlen..... 09 (2nd), 10, 11
 Nnemkadi Ogwumike..... 10, 11, 12
 Chiney Ogwumike..... 11, 12, 13, 14
 Toni Kokenis..... 12
 Amber Orrange..... 12, 13, 14
 Joslyn Tinkle..... 13
 Lili Thompson..... 15, 16
 Erica McCall..... 16

UCLA.....48
 Dora Dome..... 87, 88
 Sandra VanEmbricqs..... 89, 90
 Rehema Stephens..... 90, 91, 92
 Natalie Williams..... 92, 93, 94
 Nicole Anderson..... 93
 Kisa Hughes..... 95
 Nicky Hilbert..... 96
 Maylana Martin..... 97, 98, 99, 00
 Erica Gomez..... 98, 99
 LaCresha Flannigan..... 99
 Michelle Greco..... 01, 03
 Nikki Blue..... 03, 04, 05, 06
 Lisa Willis..... 05, 06
 Noelle Quinn..... 04, 06, 07
 Lindsey Pluimer..... 08
 Doreena Campbell..... 09 (2nd), 10, 11
 Jasmine Dixon..... 10, 11
 Darxia Morris..... 11
 Rebekah Gardner..... 12
 Markel Walker..... 12, 13
 Alyssia Brewer..... 13
 Atonye Nyingifa..... 13, 14
 Nirra Fields..... 14, 15, 16
 Jordyn Canada..... 16

USC.....38
 Rhonda Windham..... 87
 Cherie Nelson..... 87, 88, 89
 Monica Lamb..... 87
 Karon Howell..... 87
 Lisa Leslie..... 91, 92, 93, 94
 Tammy Story..... 91, 92
 Joni Easterly..... 93
 Nicky McCrimmon..... 94
 Tina Thompson..... 95, 96, 97
 Kristin Clark..... 98
 Adrain Williams..... 99
 Ebony Hoffman..... 02, 03, 04
 Aisha Hollans..... 02
 Eshaya Murphy..... 06, 07
 Nadia Parker..... 08 (2nd)

Camille LeNoir..... 08 (3rd), 09 (2nd)
 Briana Gilbreath..... 09 (3rd), 10, 11, 12
 Ashley Corral..... 10, 11, 12
 Cassie Harberts..... 13, 14
 Alexyz Vaioletama..... 15
 Temi Fagbenle..... 16

UTAH.....4
 Taryn Wicijowski..... 12
 Michelle Plouffe..... 13, 14
 Emily Potter..... 16

WASHINGTON.....39
 Yvette Cole..... 87, 88, 89
 Lisa Oriard..... 87, 88
 Julie Zielstra..... 87, 88
 Karen Deden..... 89, 90
 Amy Mickelson..... 90
 Christy Merlino..... 91
 Rhonda Smith..... 93, 94, 95
 Tara Davis..... 94
 Jamie Redd..... 97, 98, 99
 Amber Hall..... 98, 99
 Megan Franza..... 00, 01
 Giuliana Mendiola..... 02, 03, 04
 Loree Payne..... 02, 04
 Andrea Lalum..... 04
 Cameo Hicks..... 06, 07
 Emily Florence..... 08 (3rd)
 Sami Whitcomb..... 10
 Kristi Kingma..... 11
 Jazmine Davis..... 12, 13, 14, 15
 Regina Rogiers..... 12
 Kelsey Plum..... 14, 15, 16

WASHINGTON STATE.....9
 Jonni Gray..... 88, 89
 Angie Miller..... 89
 Jenni Ruff..... 96
 Jade Hyatt..... 97
 Tricia Lamb..... 99
 Lia Galdeira..... 14, 15
 Tia Presley..... 14

FOUR-TIME SELECTIONS
 Lisa Leslie, USC..... 91, 92, 93, 94
 Tanja Kostic, OSU..... 93, 94, 95, 96
 Maylana Martin, UCLA..... 97, 98, 99, 00
 Nicole Powell, STAN..... 01, 02, 03, 04
 Nikki Blue, UCLA..... 03, 04, 05, 06
 Candice Wiggins, STAN..... 05, 06, 07, 08
 Devanei Hampton, CAL..... 06, 07, 08, 09
 Kayla Pedersen, STAN..... 08, 09, 10, 11
 Briana Gilbreath, USC..... 09, 10, 11, 12
 Davellyn Whyte, ARIZ..... 10, 11, 12, 13
 Chiney Ogwumike, STAN..... 11, 12, 13, 14
 Jazmine Davis, WASH..... 12, 13, 14, 15

THREE-TIME SELECTIONS
 Stefanie Kasperski, ORE..... 88, 89, 90
 Jennifer Azzi, STAN..... 88, 89, 90
 Katy Steding, STAN..... 88, 89, 90
 Sonja Henning, STAN..... 88, 89, 90
 Rehema Stephens, UCLA..... 90, 91, 92
 Natalie Williams, UCLA..... 92, 93, 94
 Cherie Nelson, USC..... 87, 88, 89
 Yvette Cole, WASH..... 87, 88, 89
 Rhonda Smith, WASH..... 93, 94, 95
 Kate Starbird, STAN..... 95, 96, 97
 Tina Thompson, USC..... 95, 96, 97
 Adia Barnes, ARIZ..... 96, 97, 98
 Jamie Redd, WASH..... 97, 98, 99
 Felicia Ragland, OSU..... 00, 01, 02
 Shaquala Williams, ORE..... 99, 00, 02
 Giuliana Mendiola, WASH..... 02, 03, 04
 Ebony Hoffman, USC..... 02, 03, 04
 Dee-Dee Wheeler, ARIZ..... 03, 04, 05
 Shawntinice Polk, ARIZ..... 03, 04, 05
 Emily Westerberg, ASU..... 05, 06, 07
 Brooke Smith, STAN..... 05, 06, 07
 Noelle Quinn, UCLA..... 04, 06, 07
 Ashley Walker, CAL..... 07, 08, 09
 Jayne Appel, STAN..... 08, 09, 10
 Alexis Gray-Lawson, CAL..... 08, 09, 10
 Doreena Campbell, UCLA..... 09, 10, 11

Ify Ibekwe, ARIZ..... 09, 10, 11
 Jeanette Pohlen, STAN..... 09, 10, 11
 Ashley Corral, USC..... 10, 11, 12
 Nnemkadi Ogwumike, STAN..... 10, 11, 12
 Brittany Boyd, CAL..... 13, 14, 15
 Amber Orrange, STAN..... 13, 14, 15
 Jillian Alleyne, ORE..... 14, 15, 16
 Nirra Fields, UCLA..... 14, 15, 16
 Kelsey Plum, WASH..... 14, 15, 16
 Sydney Wiese, OSU..... 14, 15, 16

TWO-TIME SELECTIONS
 Dora Dome, UCLA..... 87, 88
 Lisa Oriard, WASH..... 87, 88
 Dana Patterson, ARIZ..... 87, 88
 Chelle Flamoe, OSU..... 88, 89
 Jonni Gray, WSU..... 88, 89
 Karen Deden, WASH..... 89, 90
 Sandra VanEmbricqs, UCLA..... 89, 90
 Trisha Stevens, STAN..... 90, 91
 Judy Shannon, OSU..... 91, 92
 Trisha Stafford, CAL..... 91, 92
 Tammy Story, USC..... 91, 92
 Ryneldi Becenti, ASU..... 92, 93
 Milica Vukadinovic, CAL..... 92, 93
 Val Whiting, STAN..... 92, 93
 Anita Kaplan, STAN..... 94, 95
 Renae Fegent, ORE..... 95, 96
 Arianne Boyer, ORE..... 96, 97
 Jamila Wideman, STAN..... 96, 97
 Olympia Scott, STAN..... 97, 98
 Erica Gomez, UCLA..... 98, 99
 Amber Hall, WASH..... 98, 99
 Milena Flores, STAN..... 99, 00
 Felicity Willis, ARIZ..... 99, 00
 Angelina Wolvert, ORE..... 00, 01
 Megan Franza, WASH..... 00, 01
 Elizabeth Pickney, ARIZ..... 01, 02
 Amanda Levens, ASU..... 01, 02
 Michelle Greco, UCLA..... 01, 03
 Loree Payne, WASH..... 02, 03
 Kelley Suminski, STAN..... 03, 05
 Lisa Willis, UCLA..... 05, 06
 Eshaya Murphy, USC..... 06, 07
 Cameo Hicks, WASH..... 06, 07
 Briann January, ASU..... 08, 09
 Camille LeNoire, USC..... 08, 09
 Micaela Cocks, ORE..... 09, 10
 Taylor Lilley, ORE..... 08, 10
 Jasmine Dixon, UCLA..... 10, 11
 Dymond Simon, ASU..... 09, 11
 Layshia Clarendon, CAL..... 12, 13
 Chucky Jeffery, COLO..... 12, 13
 Markel Walker, UCLA..... 12, 13
 Cassie Harberts, USC..... 13, 14
 Atonye Nyingifa, UCLA..... 13, 14
 Michelle Plouffe, UTAH..... 13, 14
 Lia Galdeira, WSU..... 14, 15
 Reshanda Gray, CAL..... 13, 14
 Sophie Brunner, ASU..... 15, 16
 Ruth Hamblin, OSU..... 15, 16
 Lili Thompson, STAN..... 15, 16

FRESHMAN TEAM SELECTIONS BY SCHOOL

Stanford	28
California	19
UCLA	17
Oregon	14
Washington	14
USC	13
Oregon State	12
Arizona	12
Washington State	10
Arizona State	9
Colorado	2
Utah	1

ALL-FRESHMAN TEAM

1986-87

Jennifer Azzi	Stanford
Anja Hellman	California
Stefanie Kasperski	Oregon
Seija Leino	California
Katy Steding	Stanford
Monica Lamb*	USC

1987-88

Karen Deden*	Washington
Sonja Henning	Stanford
Teresa Palmisano	California
Kari Parriott*	Oregon State
Trisha Stevens	Stanford
Angie Weir	Washington State

1988-89

Kesha Martin	California
Kristal Stahl	Washington State
Tammy Story	USC
Molly Tideback*	UCLA
Julie Zeilstra	Stanford

1989-90

Nicole Anderson	UCLA
Joni Easterly	USC
Aili Gronroos	California
Vanessa Selden	Oregon
Val Whiting*	Stanford

1990-91

Tara Davis	Washington
Lisa Leslie*	USC
Natalia Mattick	Oregon State
Debbie Sporcich	Oregon
Natalie Williams	UCLA

1991-92

Rachel Hemmer*	Stanford
Stacey Johnson	Arizona State
Anita Kaplan	Stanford
Rhonda Smith	Washington
Jacinda Sweet	Arizona

1992-93

Keisha Anderson	Arizona
Tanja Kostic*	Oregon State
Anette Mollerstrom	Oregon State
Michelle Palmisano	UCLA
Melissa Wuschnig	Washington

1993-94

Arienne Boyer	Oregon
Kristina Lelas	Oregon State
Kate Starbird	Stanford
Tina Thompson*	USC
Jamila Wideman	Stanford

1994-95

Adia Barnes*	Arizona
Kristin Folk	Stanford
Tawana Grimes	UCLA
Naomi Mulitauaoepe	Stanford
Gena Pelz	Washington

1995-96

Erica Gomez*	UCLA
Jade Hyett	Washington State
Jennie Leander	California
Erica Mashia	USC
Jamie Redd	Washington

1996-97

Milena Flores	Stanford
Lisa Griffith	Arizona
Maylana Martin*	UCLA
Jenny Mowe	Oregon
Joanna Smith	Washington State

1997-98

Reshea Bristol	Arizona
Alke Dietel*	Washington State
Brianne Meharry	Oregon
Masa Radovic	California
Angelina Wolvert	Oregon

1998-99

Michelle Greco	UCLA
Theresa Jantzen	Arizona State
Elizabeth Pickney	Arizona
Shaquala Williams*	Oregon
Lindsey Yamasaki	Stanford

1999-00

Sarah Allen	Arizona State
Jamie Carey*	Stanford
Nicole Kaczmarek	UCLA
Loree Payne	Washington
Krista Warren	Arizona

2000-01

Betsy Boardman	Arizona State
Ebony Hoffman	USC
Veranda James	Arizona
Giuliana Mendiola	Washington
Nicole Powell*	Stanford

2001-02

Kristen O'Neill	Washington
Kelley Suminski	Stanford
T'Nae Thiel	Stanford
Dee-Dee Wheeler*	Arizona
Rachel Woodward	USC

2002-03

Nikki Blue	UCLA
Amy Denson	Arizona State
Carolyn Ganes	Oregon
Jill Noe	Arizona State
Shawntinice Polk*	Arizona

2003-04

Eleanor Haring	Oregon
Cameo Hicks	Washington
Kristen Newlin	Stanford
Noelle Quinn*	UCLA
Emily Westerberg	Arizona State

2004-05

Brynn Cameron	USC
Kristen Forristall	Oregon
Jessica Lawson	California
Lindsey Pluimer	UCLA
Candice Wiggins*	Stanford

2005-06

Alexis Gray-Lawson*	California
Devanei Hampton	California
Jillian Harmon	Stanford
Briann January	Arizona State
Ashley Walker	California

2006-07

Jayne Appel*	Stanford
J.J. Hones	Stanford
Judie Lomax	Oregon State
Dymond Simon	Arizona State
Natasha Vital	California

2007-08

Doreena Campbell	UCLA
Ify Ibekwe	Arizona
Kayla Pedersen*	Stanford
Katelan Redmon	Washington
Talisa Rhea	Oregon State

2008-09

Courtney Clements	Arizona
Briana Gilbreath*	USC
Atonye Nyingifa	UCLA
Nnemkadi Ogwumike	Stanford
Jazmine Perkins	Washington State

2009-10

Kiki Moore	Washington State
Haiden Palmer	Oregon State
DeNesha Stallworth	California
Markel Walker	UCLA
Davellyn Whyte*	Arizona

2010-11

Cassie Harberts	USC
Alyssa Martin	Oregon State
Chiney Ogwumike*	Stanford
Sage Romberg	Washington State
Lindsay Sherbert	California

2011-12

Brittany Boyd	California
Ariya Cook	USC
Jazmine Davis*	Washington
Ali Gibson	Oregon State
Reshanda Gray	California

2012-13

Jillian Alleyne	Oregon
Lia Galdeira	Washington State
Arielle Roberson*	Colorado
Talia Waiton	Washington
Jamie Weisner	Oregon State

2013-14

Kelsey Plum*	Washington
Sydney Wiese	Oregon State
Christhae Rowe	Oregon
Lili Thompson	Stanford
Emily Potter	Utah

2014-15

McKenzie Calvert	USC
Jordin Canada*	UCLA
Mikayla Cowling	California
Gabby Green	California
Kaylee Johnson	Stanford

2015-16

Kristine Anigwe*	California
Kennedy Burke	UCLA
Maitte Cazorla	Oregon
Borislava Hristova	Washington State
Kennedy Leonard	Colorado

* - Freshman of the Year

ALL-DEFENSIVE TEAM

2007-08

Emily Florence	Washington
Tierra Henderson	UCLA
Briann January*	Arizona State
Simone Jelks	USC
Ashley Walker	California

2008-09

Mercedes Fox-Griffin	Oregon State
Jillian Harmon	Stanford
Ify Ibekwe	Arizona
Briann January*	Arizona State
Ashley Walker	California

2009-10

Briana Gilbreath*	USC
Rosalyn Gold-Onwude*	Stanford
Alexis Gray-Lawson	California
Ify Ibekwe	Arizona
Eliza Pierre	California

2010-11

Briana Gilbreath	USC
El Sara Greer	Oregon State
Ify Ibekwe*	Arizona
Eliza Pierre	California
Chiney Ogwumike	Stanford

2011-12

Kali Bennett	Arizona State
Patricia Bright	Oregon State
Briana Gilbreath	USC
Chucky Jeffery	Colorado
Chiney Ogwumike*	Stanford

2012-13

Chiney Ogwumike*	Stanford
Eliza Pierre	California
Markel Walker	UCLA
Aminah Williams	Washington
Brittany Wilson	Colorado

2013-14

Promise Amukamara	Arizona State
Brittany Boyd	California
Ruth Hamblin	Oregon State
Chiney Ogwumike*	Stanford
Michelle Plouffe	Utah

2014-15

Jillian Alleyne	Oregon
Promise Amukamara	Arizona State
Brittany Boyd	California
Lia Galdeira	Washington State
Ruth Hamblin*	Oregon State
Amber Orrange	Stanford

2015-16

Jillian Alleyne	Oregon
Jordin Canada	UCLA
Elisha Davis	Arizona State
Ruth Hamblin*	Oregon State
Eric McCall	Stanford

* - Defensive Player of the Year



Arizona State's Briann January was the first player to be named Pac-10 Defensive Player of the Year, winning the award twice.

	PLAYER OF THE YEAR	JOHN R. WOODEN COACH OF THE YEAR	FRESHMAN OF THE YEAR	DEFENSIVE PLAYER OF THE YEAR
1986-87	Lauri Landerholm, ORE	Chris Gobrecht, WASH	Monica Lamb, USC	
1987-88	Cherie Nelson, USC	Chris Gobrecht, WASH	Karen Deden, WASH	
		Linda Sharp, USC	Kari Parriott, OSU	
1988-89	Jennifer Azzi, STAN	Tara VanDerveer, STAN	Molly Tideback, UCLA	
1989-90	Jennifer Azzi, STAN	Tara VanDerveer, STAN	Val Whiting, STAN	
1990-91	Sonja Henning, STAN	Harold Rhodes, WSU	Lisa Leslie, USC	
1991-92	Val Whiting, STAN	Gooch Foster, CAL	Rachel Hemmer, STAN	
1992-93	Val Whiting, STAN	Marianne Stanley, USC	Tanja Kostic, OSU	
1993-94	Natalie Williams, UCLA	Jody Runge, ORE	Tina Thompson, USC	
1994-95	Tanja Kostic, OSU	Tara VanDerveer, STAN	Adia Barnes, ARIZ	
1995-96	Tanja Kostic, OSU	Amy Tucker, STAN	Erica Gomez, UCLA	
	Kate Starbird, STAN	Marianne Stanley, STAN		
1996-97	Kate Starbird, STAN	Tara VanDerveer, STAN	Maylana Martin, UCLA	
1997-98	Adia Barnes, ARIZ	Joan Bonvicini, ARIZ	Alke Dietel, WSU	
1998-99	Maylana Martin, UCLA	Jody Runge, ORE	Shaquala Williams, ORE	
1999-00	Shaquala Williams, ORE	Judy Spoelstra, OSU	Jamie Carey, STAN	
2000-01	Felicia Ragland, OSU	Charli Turner Thorne, ASU	Nicole Powell, STAN	
2001-02	Nicole Powell, STAN	Tara VanDerveer, STAN	Dee-Dee Wheeler, ARIZ	
2002-03	Giuliana Mendiola, WASH	Tara VanDerveer, STAN	Shawntinice Polk, ARIZ	
2003-04	Nicole Powell, STAN	Caren Horstmeyer, CAL	Noelle Quinn, UCLA	
2004-05	Candice Wiggins, STAN	Tara VanDerveer, STAN	Candice Wiggins, STAN	
2005-06	Candice Wiggins, STAN	Tara VanDerveer, STAN	Alexis Gray-Lawson, CAL	
2006-07	Devanei Hampton, CAL	Joanne Boyle, CAL	Jayne Appel, STAN	
2007-08	Candice Wiggins, STAN	Tara VanDerveer, STAN	Kayla Pedersen, STAN	Briann January, ASU
2008-09	Jayne Appel, STAN	Tara VanDerveer, STAN	Briana Gilbreath, USC	Briann January, ASU
2009-10	Nnemkadi Ogwumike, STAN	Nikki Caldwell, UCLA	Davellyn Whyte, ARIZ	Briana Gilbreath, USC
				Rosalyn Gold-Onwuode, STAN
2010-11	Jeanette Pohlen, STAN	Tara VanDerveer, STAN	Chiney Ogwumike, STAN	Ify Ibekwe, ARIZ
2011-12	Nnemkadi Ogwumike, STAN	Tara VanDerveer, STAN	Jazmine Davis, WASH	Chiney Ogwumike, STAN
2012-13	Chiney Ogwumike, STAN	Tara VanDerveer, STAN	Arielle Roberson, COLO	Chiney Ogwumike, STAN
2013-14	Chiney Ogwumike, STAN	Tara VanDerveer, STAN	Kelsey Plum, WASH	Chiney Ogwumike, STAN
2014-15	Reshanda Gray, CAL	Scott Rueck, OSU	Jordin Canada, UCLA	Ruth Hamblin, OSU
2015-16	Jamie Weisner, OSU	Charli Turner Thorne, ASU	Kristine Anigwe, CAL	Ruth Hamblin, OSU

SELECTIONS BY SCHOOL

PLAYER OF THE YEAR

Stanford	18	2014
Oregon State	4	2016
California	2	2015
Oregon	2	2000
UCLA	2	1999
Washington	1	2003
Arizona	1	1998
USC	1	1988
Arizona State	0	-
Colorado	0	-
Utah	0	-
Washington State	0	-

FRESHMAN OF THE YEAR

Stanford	8	2011
UCLA	5	2015
USC	4	2009
Arizona	4	2010
Washington	3	2014
California	2	2016
Oregon State	2	1993
Colorado	1	2013
Oregon	1	1999
Washington State	1	1998
Arizona State	0	-
Utah	0	-

COACH OF THE YEAR

Stanford	18	2014
California	3	2007
Arizona State	2	2016
Oregon State	2	2015
Oregon	2	1999
USC	2	1993
Washington	2	1988
Arizona	1	1998
UCLA	1	2010
Washington State	1	1991
Colorado	0	-
Utah	0	-

DEFENSIVE PLAYER OF THE YEAR

Stanford	4	2014
Arizona State	2	2009
Oregon State	2	2016
Arizona	1	2011
USC	1	2010
California	0	--
Colorado	0	-
Oregon	0	--
UCLA	0	--
Utah	0	-
Washington	0	--
Washington State	0	--

* includes co-winners



Stanford's Candice Wiggins was named the Player of the Year a Conference-record three times.

FRESHMEN NAMED TO ALL-PAC-12 TEAM

1990-91	Lisa Leslie, USC	2003-04	Noelle Quinn, UCLA	2011-12	Jazmine Davis, Washington
1992-93	Tanja Kostic, Oregon State	2004-05	Candice Wiggins, Stanford	2013-14	Kelsey Plum, Washington
1996-97	Maylana Martin, UCLA	2005-06	Devanei Hampton, California	2015-16	Sydney Wiese, Oregon State
1998-99	Shaquala Williams, Oregon	2007-08	Kayla Pedersen, Stanford		Kristine Anigwe, California
2000-01	Nicole Powell, Stanford	2008-09	Briana Gilbreath, USC		
2002-03	Nikki Blue, UCLA	2009-10	Davellyn Whyte, Arizona		
	Shawntinice Polk, Arizona	2010-11	Chiney Ogwumike, Stanford		

SELECTIONS BY SCHOOL

Stanford.....	51
Oregon.....	43
Arizona State.....	42
Washington.....	32
Washington State.....	31
California.....	28
Oregon State.....	17
USC.....	17
UCLA.....	15
Arizona.....	7
Utah.....	6
Colorado.....	2

1986-87

First Team

Chelle Flamoe.....	Oregon State
Erica Mueser.....	Stanford
Gabi Neumann.....	Oregon
Sherry Poole.....	Arizona State
Lisa Raschkow.....	Washington
Lauri Landerholm.....	Oregon

Second Team

Holly Ford.....	USC
Mia Kuusisto.....	California
Yolando Turner.....	Arizona
Rhonda Windham.....	USC
Lisa Oriard.....	Washington

1987-88

First Team

Chelle Flamoe.....	Oregon State
Holly Ford.....	USC
Stefanie Kasperski.....	Oregon
Lisa Oriard.....	Washington
Katy Steding.....	Stanford

Second Team

Kami Anderson.....	Stanford
Jennifer Azzi.....	Stanford
Timi Brown.....	Arizona
Paula Pyers.....	USC
Jacquie Semeniuk.....	Oregon
Jill Yanke.....	Stanford

1988-89

First Team

Fran Ciak.....	Arizona State
Karen Deden.....	Washington
Chelle Flamoe.....	Oregon State
Stefanie Kasperski.....	Oregon
Laurie Merlino.....	Washington

Second Team

Debbie Dalluge.....	Oregon State
Meme Fanner.....	California
Trina McCartney.....	Oregon
Michelle Miles.....	UCLA
Stacy Parson.....	Stanford
Jacquie Semeniuk.....	Oregon
Jill Yanke.....	Stanford

1989-90

First Team

Fran Ciak.....	Arizona State
Karen Deden.....	Washington
Stefanie Kasperski.....	Oregon
Tammy Story.....	USC
Julie Zeilstra.....	Stanford

Second Team

Timi Brown.....	Arizona
Sonja Henning.....	Stanford
Trina McCartney.....	Oregon
Jacquie Semeniuk.....	Oregon
Monica Wiley.....	California

1990-91

First Team

Karen Deden.....	Washington
Sonja Henning.....	Stanford
Laurie Merlino.....	Washington
Tammy Story.....	USC
Darla Williamson.....	Washington State

Second Team

Margo Evashevski.....	Oregon State
Jocelyn McIntire.....	Washington
Kristin Metson.....	Washington State
Lisa Salsman.....	Arizona State
Jennifer Self.....	California

1991-92

First Team

Margo Evashevski.....	Oregon State
Chris MacMurdo.....	Stanford
Jennifer Self.....	California
Tammy Story.....	USC
Darla Williamson.....	Washington State

Second Team

Kelly Blair.....	Oregon
Sonjhia Fleming.....	Oregon State
Christy Hedgpeth.....	Stanford
Lisa Salsman.....	Arizona State
Monica Wiley.....	California

1992-93

First Team

Margo Evashevski.....	Oregon State
Christy Hedgpeth.....	Stanford
Chris MacMurdo.....	Stanford
Milica Vukadinovic.....	California
Sara Wilson.....	Oregon

Second Team

Susie Jarosch.....	Washington State
Lori Lollis.....	Washington State
Lisa Salsman.....	Arizona State
Missy Smith.....	Oregon State
Missy Stowell.....	Oregon

1993-94

First Team

Missy Croshaw.....	Oregon
Christy Hedgpeth.....	Stanford
Anita Kaplan.....	Stanford
Jackie Lear.....	California
Sara Wilson.....	Oregon

Second Team

Kerri Barrett.....	California
Susie Jarosch.....	Washington State
Louise Nelson.....	California
Kate Paye.....	Stanford
Janelle Thompson.....	Arizona

1994-95

First Team

Susie Jarosch.....	Washington State
Anita Kaplan.....	Stanford
Ricarda Kuypers.....	UCLA
Jackie Lear.....	California
Kate Paye.....	Stanford

Second Team

Kerri Barrett.....	California
Betty Ann Boeving.....	Oregon
Cindie Edamura.....	Oregon
Kelli Kronberger.....	Washington State
Kate Starbird.....	Stanford

1995-96

First Team

Betty Ann Boeving.....	Oregon
Cindie Edamura.....	Oregon
Renae Fegent.....	Oregon
Kate Starbird.....	Stanford
Jamila Wideman.....	Stanford

Second Team

Allison Arredondo.....	UCLA
Arienne Boyer.....	Oregon
Heidi Hoffman.....	Washington
Ricarda Kuypers.....	UCLA
Joana Ziuraitis.....	Arizona State

1996-97

First Team

Betty Ann Boeving.....	Oregon
Cindie Edamura.....	Oregon
Renae Fegent.....	Oregon
Elise Niemela.....	Washington
Kate Starbird.....	Stanford
Jamila Wideman.....	Stanford

Second Team

Marte Alexander.....	Arizona
Mendy Benson.....	Oregon
Arienne Boyer.....	Oregon
Patrycja Czepiec.....	California
Liz Rizzo.....	California

1997-98

First Team

Marte Alexander.....	Arizona
Kristin Folk.....	Stanford
Amber Hall.....	Washington
Jennie Leander.....	California
Natasha O'Brien.....	Oregon

Second Team

Mendy Benson.....	Oregon
Paige Bowie.....	California
Vanessa Nygaard.....	Stanford
Heather Owen.....	Stanford
Spring Steed.....	Arizona State

1998-99

First Team

Paige Bowie.....	California
Milena Flores.....	Stanford
Amber Hall.....	Washington
Jennie Leander.....	California
Natasha O'Brien.....	Oregon

Second Team

Regan Freuen.....	Stanford
Victoria Harrod.....	Washington State
Rachel Holt.....	Arizona State
Malinda Lynch.....	Washington
Katie Nyseth.....	Washington State
Natalie Tucker.....	Arizona State

1999-00

First Team

Paige Bowie.....	California
Milena Flores.....	Stanford
Megan Franza.....	Washington
Victoria Harrod.....	Washington State
Katie Nyseth.....	Washington State

Second Team

Alke Dietel.....	Washington State
Maylana Martin.....	UCLA
Kristine Sand.....	Arizona State
Nicole Strange.....	Oregon
Natalie Tucker.....	Arizona State

2000-01

First Team

Leah Combs.....	Arizona State
Megan Franza.....	Washington
Victoria Harrod.....	Washington State
Katie Nyseth.....	Washington State
Jill Pimley.....	Washington

Second Team

Jessica Collins.....	Washington State
Brianne Meharry.....	Oregon
Loree Payne.....	Washington
Genevieve Swedor.....	California
Natalie Tucker.....	Arizona State

2001-02

First Team

Jen Albert.....	Arizona State
Jessica Collins.....	Washington State
Leah Combs.....	Arizona State
Bethany Donaphin.....	Stanford
Loree Payne.....	Washington

Second Team

Betsy Boardman.....	Arizona State
Lindsey Egeland.....	Washington State
Carmen Krause.....	USC
Andrea Lalum.....	Washington
Lauren St. Clair.....	Stanford

2002-03

First Team

Jen Albert Arizona State
 Carrie Buckner Arizona State
 Hollye Chapman Oregon State
 Lindsey Egeland Washington State
 Loree Payne Washington

Second Team

Brina Chaney Oregon State
 Andrea Lalum Washington
 Sara McGee Stanford
 Kourtney Shreve Oregon
 Krista Warren Arizona

2003-04

First Team

Jen Albert Arizona State
 Brina Chaney Oregon State
 Hollye Chapman Oregon State
 Lindsey Egeland Washington State
 Corrie Mizusawa Oregon

Second Team

Susan Borchardt Stanford
 Carrie Buckner Arizona State
 Andrea Lalum Washington
 Krista Rappahahn Stanford
 Chelsea Trotter Stanford

2004-05

First Team

Kate Benz Washington State
 Susan King Borchardt Stanford
 Corrie Mizusawa Oregon
 Krista Rappahahn Stanford
 Kiki Williams California

Second Team

Kristin Iwanaga California
 Aubree Johnson Arizona State
 Emma Joneby Washington State
 Cathrine Kraayeveld Oregon
 Azella Perryman Stanford

2005-06

First Team

Kate Benz Washington State
 Mandy Close Oregon State
 Lindsey Plumier UCLA
 Krista Rappahahn Stanford
 Emily Westerberg Arizona State

Second Team

Nicole Castro Washington
 Adriane Ferguson Washington State
 Allison Jaskowiak USC
 Aubree Johnson Arizona State
 Kristen O'Neill Washington

2006-07

First Team

Kate Benz Washington State
 Clare Bodensteiner Stanford
 Aubree Johnson Arizona State
 Lindsey Plumier UCLA
 Emily Westerberg Arizona State

Second Team

Nicole Berberet USC
 Kate Engelbrecht Arizona State
 Jamie Hagiya USC
 Allison Jaskowiak USC
 Erica Schelley Washington

2007-08

First Team

Kate Engelbrecht Arizona State
 Emily Florence Washington
 Allison Jaskowiak Kennedy USC
 Jill Noe Arizona State
 Lindsey Pluimer UCLA

Second Team

Lauren Greif California
 JJ Hones Stanford
 Simone Jelks USC
 Reagan Pariseau Arizona State
 Andrea Plouffe Washington

2008-09

First Team

Sybil Dosty Arizona State
 Kate Engelbrecht Arizona State
 Lauren Greif California
 Allison Taka UCLA

Second Team

Katie Appleton Washington State
 Kezia Kelly Washington State
 Danielle Orsillo Arizona State
 Erica Tukiainen UCLA
 Sami Whitcomb Washington

2009-10

First Team

Lauren Greif California
 Amanda Johnson Oregon
 Danielle Roark USC
 Allison Taka UCLA
 Kirsten Tilleman Oregon State

Second Team

Jayne Appel Stanford
 Julie Futch Oregon State
 JJ Hones Stanford
 Danielle Orsillo Arizona State
 Erica Tukiainen UCLA

2010-11

First Team

Jacki Gemelos USC
 Amanda Johnson Oregon
 Kayla Pedersen Stanford
 Dymond Simon Arizona State
 Laura Stanulis Oregon

Second Team

Kali Bennet Arizona State
 Briana Gilbreath USC
 Kristi Kingma Washington
 Rosie Tarnowski Washington State
 Mariah Williams UCLA

2011-12

First Team

Chelsea Bridgewater Utah
 Amanda Johnson Oregon
 Rachel Messer Utah
 Rosie Tarnowski Washington State
 Taryn Wicijowski Utah

Second Team

Kali Bennett Arizona State
 Layshia Clarendon California
 Danielle Love Oregon
 Chiney Ogumike Stanford
 Laura Stanulis Oregon

2012-13

First Team

Chelsea Bridgewater Utah
 Kristi Kingma Washington
 Rachel Messer Utah
 Taryn Wicijowski Utah
 Mariah Williams UCLA

Second Team

Layshia Clarendon California
 Katie Grad Washington State
 Lexy Kresl Colorado
 Eliza Normen Arizona State
 Carly Noyes Washington State

2013-14

First Team

Joy Burke Arizona State
 Ruth Hamblin Oregon State
 Lexy Kresl Colorado
 Chiney Ogumike Stanford
 Laura Stanulis Oregon

Second Team

Elisha Davis Arizona State
 Deja Mann Arizona State
 Bonnie Samuelson Stanford
 Mercedes Wetmore Washington

SCHOLAR-ATHLETE OF THE YEAR

2007-08 Lindsey Pluimer, UCLA
 2008-09 Sybil Dosty, Arizona State
 2009-10 Jayne Appel, Stanford
 2010-11 Kayla Pedersen, Stanford
 2011-12 Amanda Johnson, Oregon
 2012-13 Layshia Clarendon, California
 2013-14 Chiney Ogumike, Stanford
 2014-15 Taryn Wicijowski



Arizona State's Sybil Dosty was the 2008-09 recipient of the Toyo Tires Scholar-Athlete of the Year award.



UCLA's Lindsey Pluimer was the first player to receive the Toyo Tires Scholar-Athlete of the Year award for women's basketball in 2007-08.

1986-87

Nov. 30 Chelle Flamoe, Oregon State
 Dec. 7 Mia Kuusisto, California
 Dec. 14 Lauri Landerholm, Oregon
 Dec. 21 Jennifer Bennett, California
 Jan. 5 Jennifer Bennett, California
 Jan. 12 Dora Dome, UCLA
 Jan. 19 Robin Connolly, Arizona State
 Jan. 26 Jennifer Azzi, Stanford
 Feb. 2 Lisa Oriard, Washington
 Kris Glidden, Oregon
 Feb. 9 Lauri Landerholm, Oregon
 Feb. 16 Jennifer Bennett, California
 Feb. 23 Gabi Neumann, Oregon
 Mar. 2 Jennifer Bennett, California
 Mar. 9 Monica Lamb, USC

1987-88

Nov. 30 Jill Yanke, Stanford
 Dec. 7 Jennifer Azzi, Stanford
 Dec. 14 Penny Bowden, Washington State
 Dec. 21 Amanda Ray, California
 Jan. 4 Cherie Nelson, USC
 Jan. 11 Sonja Henning, Stanford
 Jan. 18 Chelle Flamoe, Oregon State
 Jan. 25 Cherie Nelson, USC
 Feb. 1 Jonni Gray, Washington State
 Feb. 9 Dora Dome, UCLA
 Feb. 15 Stefanie Kasperski, Oregon
 Feb. 22 Cherie Nelson, USC
 Feb. 29 Cherie Nelson, USC
 Mar. 7 Cherie Nelson, USC
 Mar. 14 Karen O'Connor, Arizona State

1988-89

Nov. 28 Chelle Flamoe, Oregon State
 Dec. 5 Cherie Nelson, USC
 Dec. 12 Stefanie Kasperski, Oregon
 Dec. 19 Tori Baker, Oregon
 Jan. 3 Karon Howell, USC
 Jan. 9 Karen O'Connor, Arizona State
 Jan. 16 Trina McCartney, Oregon
 Jan. 23 Sandra Van Embricqs, UCLA
 Jan. 30 Amy Gamble, Arizona
 Feb. 6 Stefanie Kasperski, Oregon
 Feb. 13 Sonja Henning, Stanford
 Feb. 20 Stefanie Kasperski, Oregon
 Feb. 27 Chris Holten, California
 Mar. 6 Cherie Nelson, USC
 Mar. 13 Cherie Nelson, USC

1989-90

Nov. 27 Karen Deden, Washington
 Dec. 4 Chris Holten, California
 Dec. 11 Rehema Stephens, UCLA
 Dec. 18 Sonja Henning, Stanford
 Jan. 3 Amy Mickelson, Washington
 Jan. 8 Stefanie Kasperski, Oregon
 Jan. 15 Julie Zeilstra, Stanford
 Jan. 22 Karen O'Connor, Arizona State
 Jan. 29 Trisha Stevens, Stanford
 Feb. 5 Sandra Van Embricqs, UCLA
 Feb. 12 Laurie Merlino, Washington
 Amy Mickelson, Washington
 Shana Daniels, Oregon State
 Mar. 5 Angie Miller, Washington State
 Mar. 12 Jennifer Azzi, Stanford

1990-91

Nov. 26 Lisa Leslie, USC
 Dec. 3 Trisha Stafford, California
 Dec. 10 Rehema Stephens, UCLA
 Dec. 17 Monique Ambers, Arizona State
 Jan. 2 Sonja Henning, Stanford
 Jan. 7 Julie Zeilstra, Stanford
 Jan. 14 Lisa Leslie, USC
 Jan. 21 Judy Shannon, Oregon State
 Jan. 28 Natalie Williams, UCLA
 Feb. 4 Staci Wallenborn, Oregon
 Feb. 11 Karen Deden, Washington
 Feb. 18 Darci Wellsandt, Washington State
 Feb. 25 Laura Baker, California
 Mar. 4 Lisa Leslie, USC
 Mar. 11 Judy Shannon, Oregon State

1991-92

Nov. 25 Chris MacMurdo, Stanford
 Dec. 1 Debbie Sporcich, Oregon
 Dec. 8 Ryneldi Becenti, Arizona State
 Judy Shannon, Oregon State
 Dec. 15 Val Whiting, Stanford
 Dec. 23 Trisha Stafford, California
 Dec. 30 Lisa Leslie, USC
 Jan. 6 Margo Clark, Arizona
 Jan. 13 Trisha Stafford, California
 Jan. 20 Val Whiting, Stanford
 Jan. 27 Lisa Leslie, USC
 Feb. 3 Rehema Stephens, UCLA
 Feb. 10 Judy Shannon, Oregon State
 Natalie Williams, UCLA
 Feb. 17 Christy Hedgpeth, Stanford
 Feb. 24 Ryneldi Becenti, Arizona State
 Mar. 2 Jovonne Smith, Arizona State
 Mar. 9 Tammy Story, USC
 Mar. 16 Natalie Williams, UCLA

1992-93

Dec. 7 Ryneldi Becenti, Arizona State
 Tanja Kostic, Oregon State
 Dec. 14 Anette Mollerstrom, Oregon State
 Dec. 21 Tanja Kostic, Oregon State
 Jan. 4 Milica Vukadinovic, California
 Jan. 11 Natalie Williams, UCLA
 Jan. 18 Joni Easterly, USC
 Jan. 25 Val Whiting, Stanford
 Feb. 1 Rhonda Smith, Washington
 Feb. 8 Lisa Leslie, USC
 Feb. 15 Ryneldi Becenti, Arizona State
 Debbie Sporcich, Oregon
 Feb. 22 Natalie Williams, UCLA
 Mar. 1 Val Whiting, Stanford
 Mar. 8 Val Whiting, Stanford
 Mar. 15 Shawn Coder, Arizona

1993-94

Dec. 6 Amy Jalewalia, UCLA
 Dec. 13 Shawn Coder, Arizona
 Tanja Kostic, Oregon State
 Dec. 20 Rachel Hemmer, Stanford
 Jan. 3 Melani Francis, Arizona State
 Jan. 10 Rhonda Smith, Washington
 Jan. 17 Lisa Leslie, USC
 Jan. 24 Debbie Sporcich, Oregon
 Jan. 31 Lisa Leslie, USC
 Natalie Williams, UCLA
 Feb. 7 Natalie Williams, UCLA
 Feb. 14 Natalie Williams, UCLA
 Feb. 21 Tanja Kostic, Oregon State
 Feb. 28 Anita Kaplan, Stanford
 Mar. 7 Rhonda Smith, Washington
 Mar. 13 Jessica Schutt, Oregon

1994-95

Dec. 5 Eliza Sokolowska, California
 Dec. 12 Adia Barnes, Arizona
 Dec. 19 Kate Starbird, Stanford
 Jan. 3 Tina Thompson, USC
 Jan. 9 Adia Barnes, Arizona
 Jan. 16 Kristin Erickson, Washington State
 Jan. 23 Renae Fegent, Oregon
 Jan. 30 Tanja Kostic, Oregon State
 Feb. 6 Tina LeLas, Oregon State
 Feb. 13 Eliza Sokolowska, California
 Feb. 20 Rhonda Smith, Washington
 Feb. 27 Anita Kaplan, Stanford
 Mar. 6 Jackie Lear, California
 Mar. 13 Tanja Kostic, Oregon State

1995-96

Dec. 4 Kate Starbird, Stanford
 Dec. 11 Jenni Ruff, Washington State
 Dec. 18 Tanja Kostic, Oregon State
 Jan. 2 Adia Barnes, Arizona
 Jan. 8 Jenni Ruff, Washington State
 Jan. 15 Kate Starbird, Stanford
 Jan. 22 Nickey Hilbert, UCLA
 Jan. 29 Tina Thompson, USC
 Feb. 5 Tanja Kostic, Oregon State
 Feb. 12 Renae Fegent, Oregon
 Feb. 19 Adia Barnes, Arizona
 Feb. 26 Eliza Sokolowska, California
 Jamila Wideman, Stanford

Mar. 4 Molly Tuter, Arizona State
 Mar. 11 Jenni Ruff, Washington State

1996-97

Dec. 2 Vanessa Nygaard, Stanford
 Dec. 9 Tina Thompson, USC
 Dec. 16 Kate Starbird, Stanford
 Dec. 23 Tina Thompson, USC
 Jan. 6 Kate Starbird, Stanford
 Jan. 13 Kate Starbird, Stanford
 Jan. 20 Tina Thompson, USC
 Jan. 27 Jade Hyett, Washington State
 Tina LeLas, Oregon State
 Feb. 3 Monika Crank, Arizona
 Feb. 10 Arianne Boyer, Oregon
 Feb. 17 Lisa Griffith, Arizona
 Feb. 24 Natalie Hughes, Oregon
 Kate Starbird, Stanford
 Mar. 3 Arianne Boyer, Oregon
 Mar. 9 Laure Savasta, Washington

1997-98

Dec. 1 Amber Hall, Washington
 Dec. 8 Jamie Redd, Washington
 Dec. 15 Olympia Scott, Stanford
 Dec. 22 Melanie Pearson, UCLA
 Jan. 5 Adia Barnes, Arizona
 Jan. 12 Michelle Tom, Arizona State
 Jan. 19 Adia Barnes, Arizona
 Jan. 26 Kristin Folkl, Stanford
 Feb. 2 Olympia Scott, Stanford
 Feb. 9 Amber Hall, Washington
 Feb. 16 Vanessa Nygaard, Stanford
 Feb. 23 Adia Barnes, Arizona
 Mar. 2 Kristin Folkl, Stanford
 Mar. 9 Natasha O'Brien, Oregon

1998-99

Nov. 30 Maylana Martin, UCLA
 Dec. 6 Kristine Sand, Arizona State
 Dec. 13 Sissel Pierce, Oregon State
 Dec. 20 Angela Lackey, Arizona
 Jan. 5 Lindsey Dion, Oregon
 Jan. 11 LaCresha Flannigan, UCLA
 Jan. 18 Shaquala Williams, Oregon
 Jan. 25 Reshea Bristol, Arizona
 Feb. 1 Marie Philman, UCLA
 Feb. 8 Theresa Jantzen, Arizona State
 Feb. 15 Regan Freuen, Stanford
 Feb. 22 Maylana Martin, UCLA
 Mar. 1 Jamie Redd, Washington
 Mar. 8 Regan Freuen, Stanford

1999-00

Nov. 29 Elizabeth Pickney, Arizona
 Dec. 6 Tatum Brown, Arizona
 Dec. 13 Maylana Martin, UCLA
 Dec. 20 Megan Franza, Washington
 Jan. 3 Carolyn Moos, Stanford
 Jan. 10 Kitch Kitchen, Arizona State
 Jan. 17 Lisa Griffith, Arizona
 Jan. 24 Maylana Martin, UCLA
 Jan. 31 Shavaki Jackson, California
 Feb. 7 Felecity Willis, Arizona
 Feb. 14 Rachel Holt, Arizona State
 Feb. 21 Tiffany Elmore, USC
 Feb. 28 Sissel Pierce, Oregon State
 Mar. 6 Shaquala Williams, Oregon
 Mar. 12 Nicole Kaczmarek, UCLA

2000-01

Nov. 27 Melody Johnson, Arizona State
 Dec. 4 Nicole Funn, Oregon State
 Dec. 11 Elizabeth Pickney, Arizona
 Dec. 18 Susan King, Stanford
 Jan. 2 Reshea Bristol, Arizona
 Jan. 8 Reshea Bristol, Arizona
 Jan. 15 Jamie Craighead, Oregon
 Jan. 22 Amanda Levens, Arizona State
 Jan. 29 Ebony Hoffman, USC
 Feb. 5 Elizabeth Pickney, Arizona
 Feb. 12 Megan Franza, Washington
 Feb. 19 Courtney Johnson, California
 Feb. 26 Lindsey Yamasaki, Stanford
 Mar. 5 Felicia Ragland, Oregon State
 Mar. 12 Nicole Powell, Stanford

2001-02

Nov. 26 Elizabeth Pickney, Arizona
 Dec. 3 Nicole Powell, Stanford
 Dec. 10 Amanda Levens, Arizona State
 Dec. 17 Amanda Levens, Arizona State
 Dec. 31 Nicole Powell, Stanford
 Jan. 7 Aisha Hollans, USC
 Jan. 14 Nicole Powell, Stanford
 Jan. 21 Felicia Ragland, Oregon State
 Jan. 28 Lindsey Yamasaki, Stanford
 Feb. 4 Giuliana Mendiola, Washington
 Feb. 11 Nicole Powell, Stanford
 Feb. 18 Cathrine Kraayeveld, Oregon
 Feb. 25 Felicia Ragland, Oregon State

2002-03

Dec. 2 Shawntinice Polk, Arizona
 Dec. 9 Giuliana Mendiola, Washington
 Dec. 16 Jill Noe, Arizona State
 Dec. 22 Shawntinice Polk, Arizona
 Dec. 29 Kelley Suminski, Stanford
 Jan. 6 Jill Noe, Arizona State
 Jan. 13 Michelle Greco, UCLA
 Jan. 20 Dee-Dee Wheeler, Arizona
 Jan. 27 Rometra Craig, USC
 Feb. 3 Giuliana Mendiola, Washington
 Feb. 10 Shawntinice Polk, Arizona
 Feb. 17 Giuliana Mendiola, Washington
 Feb. 24 Nicole Powell, Stanford
 Mar. 3 Shawntinice Polk, Arizona

2003-04

Dec. 1 Giuliana Mendiola, Washington
 Dec. 8 Nihan Anaz, California
 Dec. 15 Nicole Powell, Stanford
 Dec. 22 Leilani Estavan, Oregon State
 Jan. 5 Shannon Howell, Oregon State
 Jan. 12 Nicole Powell, Stanford
 Jan. 19 Shawntinice Polk, Arizona
 Jan. 26 Ebony Hoffman, USC
 Feb. 2 Kylan Loney, Arizona State
 Feb. 9 Shawntinice Polk, Arizona
 Feb. 16 Noelle Quinn, UCLA
 Feb. 23 Noelle Quinn, UCLA
 Mar. 1 Shawntinice Polk, Arizona

2004-05

Nov. 29 Noelle Quinn, UCLA
 Dec. 6 Noelle Quinn, UCLA
 Dec. 13 Kylan Loney, Arizona State
 Dec. 20 Dee-Dee Wheeler, Arizona
 Dec. 30 Andrea Bills, Oregon
 Jan. 5 Noelle Quinn, UCLA
 Jan. 10 Candice Wiggins, Stanford
 Jan. 17 Eshaya Murphy, USC
 Jan. 24 Candice Wiggins, Stanford
 Jan. 31 Brandi Davis, Oregon
 Feb. 7 Nikki Blue, UCLA
 Feb. 14 Natalie Jones, Arizona
 Feb. 21 Brandi Davis, Oregon
 Feb. 28 Kayla Burt, Washington

2005-06

Nov. 28 Lisa Willis, UCLA
 Dec. 5 Noelle Quinn, UCLA
 Dec. 12 Sarah Pool, California
 Dec. 19 Carolyn Ganes, Oregon
 Dec. 26 Cameo Hicks, Washington
 Jan. 2 Devanei Hampton, California
 Jan. 9 Candice Wiggins, Stanford
 Jan. 16 Eshaya Murphy, USC
 Jan. 23 Camille LeNoir, USC
 Jan. 30 Noelle Quinn, UCLA
 Feb. 6 Emily Westerberg, Arizona State
 Feb. 13 Noelle Quinn, UCLA
 Feb. 20 Kate Benz, Washington State
 Feb. 27 Lisa Willis, UCLA

2006-07

Nov. 20 Ashley Walker, California
 Nov. 27 Chloe Kerr, USC
 Dec. 4 Cameo Hicks, Washington
 Dec. 11 Ashley Walker, California
 Dec. 18 Cameo Hicks, Washington
 Dec. 26 Danielle Orsillo, Arizona State
 Jan. 1 Candice Wiggins, Stanford
 Jan. 8 Dymond Simon, Arizona State

PLAYERS OF THE WEEK BY THE NUMBERS

Chiney Ogwumike, STAN (2011-14).....	18	Devanei Hampton, CAL (2005-09).....	4
Jayne Appel, STAN (2007-10).....	9	Sonja Henning, STAN (1988-91).....	4
Candice Wiggins, STAN (2005-08).....	9	Maylana Martin, UCLA (1997-2000).....	4
Tanja Kostic, OSU (1993-96).....	8	Kayla Pedersen, STAN (2008-11).....	4
Lisa Leslie, USC (1991-94).....	8	Elizabeth Pickney, ARIZ (1998-2002).....	4
Cherie Nelson, USC (1987-89).....	8	Judy Shannon, OSU (1991-92).....	4
Nicole Powell, STAN (2001-04).....	8	Rhonda Smith, WASH (1992-95).....	4
Noelle Quinn, UCLA (2004-07).....	8	Lili Thompson, STAN (2015-16).....	4
Ashley Walker, CAL (2005-09).....	8	Jennifer Azzi, STAN (1987-90).....	3
Natalie Williams, UCLA (1991-94).....	8	Reshea Bristol, ARIZ (1998-2001).....	3
Lisa Barnes, ARIZ (1995-98).....	7	Chelle Flamoe, OSU (1987-89).....	3
Nnemkadi Ogwumike, STAN (2009-12).....	7	Nirra Fields, UCLA (2013-16).....	3
Shawntinice Polk, ARIZ (2003-05).....	7	Cameo Hicks, WASH (2004-07).....	3
Kate Starbird, STAN (1994-97).....	7	Ify Ibekwe, ARIZ (2008-11).....	3
Jillian Alleyne, ORE (2013-16).....	6	Amanda Levens, ASU (1998-2002).....	3
Stefanie Kasperski, ORE (1987-90).....	5	Chucky Jeffery, COLO (2012-13).....	3
Giuliana Mendiola, WASH (2001-04).....	5	Amanda Johnson, ORE (2009-12).....	3
Tina Thompson, USC (1994-97).....	5	Karen O'Connor, ASU (1988-91).....	3
Val Whiting, STAN (1989-93).....	5	Felicia Ragland, OSU (1998-2002).....	3
Ryneldi Becenti, ASU (1992-93).....	4	Jenni Ruff, WSU (1993-96).....	3
Jennifer Bennett, CAL (1987).....	4	Dymond Simon, ASU (2007-10, 11).....	3

Eliza Sokolowska, CAL (1995-96).....	3
Debbie Sporcich, ORE (1991-94).....	3
Trisha Stafford, CAL (1989-92).....	3
Rehema Stephens, UCLA (1990-92).....	3
Markel Walker, UCLA (2009-13).....	3
Jamie Weisner, OSU (2013-pres.).....	3

SELECTIONS BY SCHOOL

Stanford.....	105
UCLA.....	52
USC.....	45
Oregon.....	44
California.....	42
Arizona.....	41
Arizona State.....	38
Oregon State.....	38
Washington.....	36
Washington State.....	15
Colorado.....	4
Utah.....	4

Jan. 15	Devanei Hampton, California
Jan. 22	Ashley Walker, California
Jan. 29	Candice Wiggins, Stanford
Feb. 5	Tamika Nurse, Oregon
Feb. 12	Aubree Johnson, Arizona State
Feb. 19	Jayne Appel, Stanford
Feb. 26	Devanei Hampton, California

2007-08

Nov. 19	Jayne Appel, Stanford
Nov. 26	Nadia Parker, USC
Dec. 3	Ashley Walker, California
Dec. 10	Kirsten Thompson, Arizona State
Dec. 17	Candice Wiggins, Stanford
Dec. 24	Candice Wiggins, Stanford
Dec. 31	Sybil Dosty, Arizona State
Jan. 7	Devanei Hampton, California
Jan. 14	Ashley Walker, California
Jan. 21	Talisa Rhea, Oregon State
Jan. 28	Candice Wiggins, Stanford
Feb. 4	Candice Wiggins, Stanford
Feb. 11	Lindsey Pluimer, UCLA
Feb. 18	Jayne Appel, Stanford
Feb. 25	Lauren Lacey, Arizona State
Mar. 3	Sami Whitcomb, Washington

2008-09

Nov. 17	Talisa Rhea, Oregon State
Nov. 24	Jayne Appel, Stanford
Dec. 1	Ashley Walker, California
Dec. 8	Ashley Walker, California
Dec. 15	Ify Ibekwe, Arizona
Dec. 22	Alex Mitchell, Oregon State
Dec. 29	Jayne Appel, Stanford
Jan. 5	Brynn Cameron, USC
Jan. 12	Doreena Campbell, UCLA
Jan. 19	Alexis Gray-Lawson, California
Jan. 26	Jayne Appel, Stanford
Feb. 2	Dymond Simon, Arizona State
Feb. 9	Camille LeNoire, USC
Feb. 16	Jayne Appel, Stanford
Feb. 23	Ashley Walker, California
Mar. 2	Kayla Pedersen, Stanford
Mar. 9	Jeannette Pohlen, Stanford

2009-10

Nov. 16	Nnemkadi Ogwumike, Stanford
Nov. 23	Nicole Canepa, Oregon
Nov. 30	Kayla Pedersen, Stanford
Dec. 7	Amanda Johnson, Oregon
Dec. 14	Nnemkadi Ogwumike, Stanford
Dec. 21	Kayla Pedersen, Stanford
Dec. 28	Sami Whitcomb, Washington
Jan. 4	Taylor Lilley, Oregon
Jan. 11	Nnemkadi Ogwumike, Stanford
Jan. 18	Davellyn Whyte, Arizona
Jan. 25	Alexis Gray-Lawson, California
Feb. 1	Markel Walker, UCLA
Feb. 8	April Cook, Washington State
Feb. 15	Jayne Appel, Stanford
Feb. 22	Jayne Appel, Stanford
Mar. 1	Jasmine Dixon, UCLA
Mar. 7	Ashley Corral, USC

2010-11

Nov. 15	Briana Gilbreath, USC
Nov. 22	Darxia Morris, UCLA
Nov. 29	Amanda Johnson, Oregon
Dec. 6	Briana Gilbreath, USC
Dec. 13	DeNesha Stallworth, California
Dec. 20	Ashley Corral, USC
Dec. 27	Dymond Simon, Arizona State
Jan. 3	Jeanette Pohlen, Stanford
Jan. 10	Nia Jackson, Oregon
Jan. 17	Nnemkadi Ogwumike, Stanford
Jan. 24	Kayla Pedersen, Stanford
Jan. 31	Kristi Kingma, Washington
Feb. 8	Sage Romberg, Washington State
Feb. 14	Ify Ibekwe, Arizona
Feb. 21	El Sara Greer, Oregon State
Feb. 28	Darxia Morris, UCLA
Mar. 7	Ify Ibekwe, Arizona

2011-12

Nov. 15	Candice Warthen, Arizona
Nov. 21	Amanda Johnson, Oregon
Nov. 28	Nnemkadi Ogwumike, Stanford
Dec. 5	Chucky Jeffery, Colorado
Dec. 12	Patricia Bright, Oregon State
Dec. 19	Gennifer Brandon, California
Dec. 26	Nnemkadi Ogwumike, Stanford
Jan. 2	Jazmine Perkins, Washington State
Jan. 9	Nnemkadi Ogwumike, Stanford
Jan. 16	Chiney Ogwumike, Stanford
Jan. 23	Chiney Ogwumike, Stanford
Jan. 30	Chiney Ogwumike, Stanford
Feb. 6	Markel Walker, UCLA
Feb. 13	Michelle Plouffe, Utah
Feb. 20	Layshia Clarendon, California
Feb. 27	Regina Rogers, Washington
Mar. 5	Christina Marinacci, USC

2012-13

Nov. 12	Chiney Ogwumike, Stanford
Nov. 19	Chiney Ogwumike, Stanford
Nov. 26	Markel Walker, UCLA
Dec. 3	Taryn Wicjowski, Utah
Dec. 10	Alyssa Brewer, UCLA
Dec. 17	Chucky Jeffery, Colorado
Dec. 24	Chiney Ogwumike, Stanford
Dec. 31	Nirra Fields, UCLA
Jan. 7	Cassie Harberts, USC
Jan. 14	Atonye Nyingifa, UCLA
Jan. 21	Gennifer Brandon, California
Jan. 28	Chiney Ogwumike, Stanford
Feb. 4	Chiney Ogwumike, Stanford
Feb. 11	Chucky Jeffery, Colorado
Feb. 18	Kristi Kingma, Washington
Feb. 26	Davellyn Whyte, Arizona
Mar. 4	Chiney Ogwumike, Stanford

2013-14

Nov. 12	Chiney Ogwumike, Stanford
Nov. 18	Chiney Ogwumike, Stanford
Nov. 25	Atonye Nyingifa, UCLA
Dec. 2	Chiney Ogwumike, Stanford
Dec. 9	Arielle Roberson, Colorado
Dec. 16	Michelle Plouffe, Utah

Dec. 23	Chiney Ogwumike, Stanford
Dec. 30	Nirra Fields, UCLA
Jan. 6	Chiney Ogwumike, Stanford
Jan. 13	Chiney Ogwumike, Stanford
Jan. 20	Cassie Harberts, USC
Jan. 27	Jillian Alleyne, Oregon
Feb. 3	Chiney Ogwumike, Stanford
Feb. 10	Reshanda Gray, California
Feb. 17	Tia Presley, Washington State
Feb. 24	Chiney Ogwumike, Stanford
Mar. 3	Chiney Ogwumike, Stanford

2014-15

Nov. 17	Kelsey Plum, Washington
Nov. 24	Lili Thompson, Stanford
Dec. 1	Jazmine Davis, Washington
Dec. 8	Brittany Boyd, California
Dec. 15	Tia Presley, Washington State
Dec. 22	Ruth Hamblin, Oregon State
Dec. 29	Bonnie Samuelson, Stanford
Jan. 5	Promise Amukamara, Arizona State
Jan. 12	Sophie Brunner, Arizona State
Jan. 19	Ruth Hamblin, Oregon State
Jan. 26	Jamie Weisner, Oregon State
Feb. 2	Jillian Alleyne, Oregon
Feb. 9	Candice Warthen, Arizona
Feb. 16	Sydney Wiese, Oregon State
Feb. 23	Promise Amukamara, Arizona State
Mar. 2	Jillian Alleyne, Oregon

2015-16

Nov. 16	Courtney Range, California
Nov. 23	Jordin Canada, UCLA
Nov. 30	Lili Thompson, Stanford
Dec. 7	Jillian Alleyne, Oregon
Dec. 14	Emily Potter, Utah
Dec. 21	Lili Thompson, Stanford
Dec. 28	Arneicia Hawkins, Arizona State
Jan. 4	Nirra Fields, UCLA
Jan. 10	Temí Fagbenle, USC
Jan. 18	Kelsey Plum, Washington
Jan. 25	Jillian Alleyne, Oregon
Feb. 1	Lili Thompson, Stanford
Feb. 8	Jamie Weisner, Oregon State
Feb. 15	Jillian Alleyne, Oregon
Feb. 22	Jamie Weisner, Oregon State
Feb. 29	Erica McCall, Stanford

FRESHMAN OF THE WEEK
2012-13

Nov. 12	Arielle Roberson, Colorado
Nov. 19	Jillian Alleyne, Oregon
Nov. 26	Arielle Roberson, Colorado
Dec. 3	Arielle Roberson, Colorado
Dec. 10	Jillian Alleyne, Oregon
Dec. 17	Lia Galdeira, Washington State
Dec. 24	Lia Galdeira, Washington State
Dec. 31	Nirra Fields, UCLA
Jan. 7	Talia Walton, Washington
Jan. 14	Jamie Weisner, Oregon State
Jan. 21	Jamie Weisner, Oregon State
Jan. 28	Talia Walton, Washington
Feb. 4	Jillian Alleyne, Oregon
Feb. 11	Talia Walton, Washington
Feb. 18	Jillian Alleyne, Oregon
Feb. 26	Arielle Roberson, Colorado
Mar. 4	Arielle Roberson, Colorado

2013-14

Nov. 12	Chrishae Rowe, Oregon
Nov. 18	Chrishae Rowe, Oregon
Nov. 25	Kelsey Plum, Washington
Dec. 2	Sophie Brunner, Arizona State
Dec. 9	Chrishae Rowe, Oregon
Dec. 16	Emily Potter, Utah
Dec. 23	Kelsey Plum, Washington
Dec. 30	Chrishae Rowe, Oregon
Jan. 6	Kelsey Plum, Washington
Jan. 13	Sydney Wiese, Oregon State
Jan. 20	Kelsey Plum, Washington
Jan. 27	Chrishae Rowe, Oregon
Feb. 3	Chrishae Rowe, Oregon
Feb. 10	Kelsey Plum, Washington
Feb. 17	Kelsey Plum, Washington
Feb. 24	Kelsey Plum, Washington
Mar. 3	Sydney Wiese, Oregon State

2014-15

Nov. 17	Joeseta Fatuesi, Utah
Nov. 24	Mikayla Cowling, California
Dec. 1	Kaylee Johnson, Stanford
Dec. 8	Brianna Ruiz, Washington
Dec. 15	Kaylee Johnson, Stanford
Dec. 22	Lexi Bando, Oregon
Dec. 29	Jordin Canada, UCLA
Jan. 5	McKenzie Calvert, Stanford
Jan. 12	Jordin Canada, UCLA
Jan. 19	Jordin Canada, UCLA
Jan. 26	Mikayla Cowling, California
Feb. 2	Tanaeya Bocclair, Utah
Feb. 9	Gabby Green, California
Feb. 16	Kaylee Johnson, Stanford
Feb. 23	Brittany McPhee, Stanford
Mar. 2	Jordin Canada, UCLA

2015-16

Nov. 16	Kristine Anigwe, California
Nov. 23	Borislava Hristova, Washington St.
Nov. 30	Kristine Anigwe, California
Dec. 7	Kristine Anigwe, California
Dec. 14	Kristine Anigwe, California
Dec. 21	Maite Cazorla, Oregon
Dec. 28	Kristine Anigwe, California
Jan. 4	Kristine Anigwe, California
Jan. 10	Kristine Anigwe, California
Jan. 18	Borislava Hristova, Washington St.
Jan. 25	Borislava Hristova, Washington St.
Feb. 1	Maite Cazorla, Oregon
Feb. 8	Maite Cazorla, Oregon
Feb. 15	Maite Cazorla, Oregon
Feb. 22	Kennedy Leonard, Colorado
Feb. 29	Kristine Anigwe, California

Year	Predicted Winner	Actual Finish	Actual Winner	Predicted Finish
2015-16	Oregon State	1st	Arizona State, Oregon State	3rd/1st
2014-15	Stanford	3rd	Oregon State	2nd
2013-14	Stanford	1st	Stanford	1st
2012-13	Stanford	1st	California, Stanford	2nd, 1st
2011-12	Stanford	1st	Stanford	1st
2010-11	Stanford	1st	Stanford	1st
2009-10	Stanford	1st	Stanford	1st
2008-09	Stanford	1st	Stanford	1st
2007-08	Stanford	1st	Stanford	1st
2006-07	Stanford	1st	Stanford	1st
2005-06	Stanford	1st	Stanford	1st
2004-05	Stanford	1st	Stanford	1st
2003-04	Stanford	1st (tied)	Stanford, Arizona	1st/2nd
2002-03	Stanford	1st	Stanford	1st
2001-02	Stanford	1st	Stanford	1st
2000-01	Stanford	1st (tied)	ASU, Stanford, UW	6th/1st/7th
1999-00	UCLA	4th	Oregon	2nd
1998-99	UCLA	1st (tied)	Oregon, UCLA	1st/1st
1997-98	Information not available		Stanford	
1996-97	Information not available		Stanford	
1995-96	Information not available		Stanford	
1994-95	Information not available		Stanford	1st
1993-94	Stanford	2nd	USC	2nd
1992-93	Stanford	1st	Stanford	1st
1991-92	Stanford	1st	Stanford	1st
1990-91	Information not available		Stanford	
1989-90	Information not available		Stanford	
1988-89	Washington	2nd	Stanford	2nd
1987-88	Washington	1st	Washington	1st
1986-87	USC	1st	USC	1st

YEAR-BY-YEAR PRESEASON PAC-12 COACHES' POLL STANDINGS

1986-87		1989-90		1993-94		1998-99	
Team Points		Information not available		Team Points		Team Points	
1. USC (10)	100			1. Stanford (6)	76	1. UCLA (5)	94
2. Oregon	98			2. USC (2)	71	2. Stanford (2)	84
3. Washington	77			3. Washington (2)	68	3. Oregon (2)	77
4. UCLA	57			4. UCLA	50	4. Washington (1)	74
5. Stanford	54			5. Oregon State	47	5. Arizona	64
6. Arizona State	51			6. Arizona	43	6. USC	44
7. California	47.5			7. California	31	7. Arizona State	38
8. Arizona	45.5			8. Oregon	27	8. Washington State	31
9. Washington State	19			9. Arizona State	20	T9. California	22
10. Oregon State	15			10. Washington State	17	T9. Oregon State	22
1987-88		1990-91		1994-95		1999-2000	
Team Points		Information not available		Information not available		Team Points	
1. Washington (5)	92					1. UCLA (8)	98
2. USC (3)	87					2. Oregon (2)	85
3. Stanford	78					3. Stanford	80
4. UCLA (2)	76					4. Arizona	74
5. Oregon State	55					5. Arizona State	51
6. Oregon	54					6. Washington	47
7. California	39					7. USC	37
8. Arizona	30					8. Oregon State	30
9. Washington State	28					9. California	26
10. Arizona State	11					10. Washington State	22
1988-89		1991-92		1995-96		2000-01	
Team Points		Team Points		Information not available		Team Points	
1. Washington (5)	78	1. Stanford (7)	78			1. Stanford (9)	90
2. Stanford (4)	74	2. USC (2)	68			2. Oregon (1)	78
3. USC	63	3. Washington (1)	62			3. USC	70
4. UCLA	61	4. UCLA	49			4. Arizona	66
5. Oregon	45	5. Washington State	47			5. Arizona State	57
6. California	38	6. Oregon	43			T6. UCLA	49
7. Oregon State	29	7. Oregon State	40			T6. Washington	49
8. Arizona State	26	8. California	28			8. Oregon State	34
9. Washington State	25	9. Arizona	18			9. California	29
10. Arizona	11	10. Arizona State	17			10. Washington State	18
		1992-93		1996-97			
		Team Points		Information not available			
		1. Stanford (9)	90				
		2. USC (1)	76				
		3. Arizona State	75				
		4. UCLA	60				
		5. Washington	58				
		6. Washington State	46				
		7. Oregon	41				
		8. California	36				
		9. Arizona	34				
		10. Oregon State	17				
				1997-98			
				Information not available			

2001-02		2006-07		2011-12		2015-16	
Team Points		Team Points		Team Points		Team Points	
1. Stanford (9)	81	1. Stanford (9)	81	1. Stanford (11)	121	1. Oregon State (11)	121
2. Washington	65	2. Arizona State (1)	70	2. USC (1)	111	2. Stanford	104
3. USC (1)	63	3. USC	63	3. California	98	3. Arizona State (1)	102
4. Arizona State	58	T4. California	53	4. UCLA	83	T4. California	88
T5. Arizona	50	T4. Washington	53	5. Arizona State	68	T4. UCLA	88
T5. Oregon	50	6. UCLA	46	6. Utah	61	6. Washington	68
7. Oregon State	39	7. Arizona	32	7. Washington State	59	7. USC	60
T8. California	19	8. Oregon	22	8. Oregon	51	8. Oregon	52
T8. UCLA	19	9. Washington State	16	9. Arizona	48	9. Colorado	39
10. Washington State	11	10. Oregon State	14	10. Washington	38	10. Washington State	30
				11. Colorado	36	11. Utah	23
				12. Oregon State	18	12. Arizona	17
2002-03		2007-08		2012-13			
Team Points		Team Points		Team Points			
1. Stanford (9)	90	1. Stanford (8)	79	1. Stanford (11)	121		
2. Washington	77	2. Arizona State (1)	71	2. California (1)	109		
3. Oregon (1)	71	3. California (1)	68	3. UCLA	100		
4. USC	67	4. USC	56	4. USC	91		
5. Arizona	61	5. UCLA	44	T5. Arizona State	67		
6. Arizona State	51	6. Washington	41	T5. Oregon State	67		
7. Oregon State	40	7. Oregon	34	7. Utah	56		
8. UCLA	36	8. Arizona	31	8. Washington	54		
9. California	26	9. Oregon State	16	9. Colorado	49		
10. Washington State	21	10. Washington State	10	10. Washington State	40		
				11. Oregon	20		
				12. Arizona	18		
2003-04		2008-09		2013-14			
Team Points		Team Points		Team Points			
1. Stanford (8)	80	1. Stanford (6)	78	1. Stanford (11)	121		
2. Arizona (2)	72	2. California (4)	76	2. California (1)	111		
3. Washington	61	3. Arizona State	65	3. Colorado	91		
4. Oregon	48	4. USC	55	4. Washington	85		
5. Arizona State	47	5. UCLA	48	5. UCLA	80		
6. UCLA	45	6. Oregon	40	6. USC	77		
7. USC	41	7. Washington	27	7. Utah	59		
8. Oregon State	30	8. Oregon State	25	8. Oregon State	51		
9. California	17	9. Washington State	20	9. Washington State	50		
10. Washington State	9	10. Arizona	16	10. Arizona State	29		
				11. Arizona	21		
				12. Oregon	17		
2004-05		2009-10		2014-15			
Team Points		Team Points		Team Points			
1. Stanford (8)	79	1. Stanford (9)	81	1. Stanford (7)	116		
2. Arizona (1)	72	2. California	67	2. California (3)	111		
3. UCLA (1)	68	3. Arizona State (1)	64	3. Oregon State (2)	105		
4. Arizona State	50	4. UCLA	63	4. UCLA	84		
5. Oregon	46	5. USC	48	5. Washington	72		
6. Washington	42	6. Washington State	33	6. USC	65		
7. USC	38	7. Oregon State	29	7. Arizona State	64		
8. California	24	8. Oregon	23	8. Washington State	56		
9. Oregon State	22	9. Arizona	22	9. Oregon	48		
10. Washington State	9	10. Washington	20	10. Colorado	31		
				11. Utah	28		
				12. Arizona	12		
2005-06		2010-11					
Team Points		Team Points					
1. Stanford (9)	81	1. Stanford (9)	81				
2. USC (1)	70	2. UCLA (1)	73				
3. Arizona State	62	3. USC	61				
4. UCLA	60	4. California	60				
5. Oregon	43	5. Arizona State	49				
6. Arizona	42	6. Oregon	37				
7. Washington	36	7. Arizona	36				
8. California	30	T8. Washington	22				
9. Washington State	16	T8. Washington State	22				
10. Oregon State	10	10. Oregon State	9				

**ALL-CONFERENCE
2009-10**

Jayne Appel Stanford
 Ashley Corral USC
 Jasmine Dixon UCLA
 Briana Gilbreath USC
 Alexis Gray-Lawson California
 Ify Ibekwe Arizona
 Taylor Lilley Oregon
 Nnemkadi Ogumike Stanford
 Danielle Orsillo Arizona State
 Kayla Pedersen Stanford
 Jeanette Pohlen Stanford
 Talisa Rhea Oregon State
 Markel Walker UCLA
 Sami Whitcomb Washington
 Davellyn Whyte Arizona

2010-11

Talia Caldwell California
 Jasmine Dixon UCLA
 Briana Gilbreath USC
 El Sara Greer Oregon State
 Ify Ibekwe Arizona
 Nia Jackson Oregon
 Amanda Johnson Oregon
 Kristi Kingma Washington
 Darxia Morris UCLA
 Chiney Ogumike Stanford
 Nnemkadi Ogumike Stanford
 Kayla Pedersen Stanford
 Jeanette Pohlen Stanford
 DeNesha Stallworth California
 Dymond Simon Arizona State

2011-12

Gennifer Brandon California
 Layshia Clarendon California
 Ashley Corral USC
 Rebekah Gardner UCLA
 Briana Gilbreath USC
 Chucky Jeffery Colorado
 Toni Kokenis Stanford
 Earlysia Machbanks Oregon State
 Michelle Plouffe Utah
 Chiney Ogumike Stanford
 Nnemkadi Ogumike Stanford
 Regina Rogers Washington
 Markel Walker UCLA
 Davellyn Whyte Arizona
 Taryn Wicijowski Utah

2012-13

Brittany Boyd California
 Gennifer Brandon California
 Alyssia Brewer UCLA
 Michelle Plouffe Utah
 Layshia Clarendon California
 Jazmine Davis Washington
 Lia Galdeira Washington State
 Cassie Harberts USC
 Chucky Jeffery Colorado
 Kristi Kingma Washington
 Atonye Nyingifa UCLA
 Chiney Ogumike Stanford
 Joslyn Tinkle Stanford
 Markel Walker UCLA
 Davellyn Whyte Arizona

2013-14

Jillian Alleyne Oregon
 Brittany Boyd California
 Jazmine Davis Washington
 Reshanda Gray California
 Ruth Hamblin Oregon State
 Cassie Harberts USC
 Deja Mann Arizona State
 Atonye Nyingifa UCLA
 Chiney Ogumike Stanford
 Amber Orrange Stanford
 Michelle Plouffe Utah
 Kelsey Plum Washington
 Tia Presley Washington State
 Chrishae Rowe Oregon
 Sydney Wiese Oregon State

2014-15

Jillian Alleyne Oregon
 Promise Amukamara Arizona State
 Brittany Boyd California
 Sophie Brunner Arizona State
 Jazmine Davis Washington
 Nirra Fields UCLA
 Lia Galdeira Washington State
 Reshanda Gray California
 Ruth Hamblin Oregon State
 Amber Orrange Stanford
 Kelsey Plum Washington
 Lili Thompson Stanford
 Jamie Weisner Oregon State
 Sydney Wiese Oregon State
 Taryn Wicijowski Utah

2015-16

Jillian Alleyne Oregon
 Kristine Anigwe California
 Sophie Brunner Arizona State
 Jordin Canada UCLA
 Temi Fagbenle USC
 Nirra Fields UCLA
 Ruth Hamblin Oregon
 Borislava Hristova Washington State
 Erica McCall Stanford
 Kelsey Plum Washington
 Emily Potter Utah
 Lili Thompson Stanford
 Talia Walton Washington
 Jamie Weisner Oregon State
 Sydney Wiese Oregon State

ALL-DEFENSIVE TEAM

2009-10

Briana Gilbreath..... USC
 Rosalyn Gold-Onwude..... Stanford
 Ify Ibekwe..... Arizona
 KiKi Moore..... Washington State
 Carly Noyes..... Washington State

2010-11

Jasmine Dixon..... UCLA
 Briana Gilbreath..... USC
 Ify Ibekwe..... Arizona
 Chiney Ogwumike..... Stanford
 Eliza Pierre..... California

2011-12

Kali Bennett..... Arizona State
 Patricia Bright..... Oregon State
 Briana Gilbreath..... USC
 Nnemkadi Ogwumike..... Stanford
 Jazmine Perkins..... Washington State

2012-13

Brittany Boyd..... California
 Lia Galdeira..... Washington State
 Eliza Pierre..... California
 Joslyn Tinkle..... Stanford
 Markel Walker..... UCLA

2013-14

Jillian Alleyne..... Oregon
 Brittany Boyd..... California
 Lia Galdeira..... Washington State
 Ruth Hamblin..... Oregon State
 Chiney Ogwumike..... Stanford

2014-15

Jillian Alleyne..... Oregon
 Promise Amukamara..... Arizona State
 Brittany Boyd..... California
 Lia Galdeira..... Washington State
 Ruth Hamblin..... Oregon State

2015-16

Jillian Alleyne..... Oregon
 Jordin Canada..... UCLA
 Elisha Davis..... Arizona State
 Ruth Hamblin..... Oregon State
 Erica McCall..... Stanford

ALL-FRESHMAN TEAM

2009-10

Gennifer Brandon..... California
 KiKi Moore..... Washington
 DeNesha Stallworth..... California
 Markel Walker..... UCLA
 Davellyn Whyte..... Arizona

2010-11

Alexis Bostick..... Oregon State
 Cassie Harberts..... USC
 Alyssa Martin..... Oregon State
 Chiney Ogwumike..... Stanford
 Sage Romberg..... Washington State

2011-12

Brittany Boyd..... California
 Jazmine Davis..... Washington
 Ali Gibson..... Oregon State
 Reshanda Gray..... California
 Lexy Kresl..... Colorado
 Amber Orange..... Stanford

2012-13

Jillian Alleyne..... Oregon
 Lia Galdeira..... Washington State
 Arielle Roberson..... Colorado
 Talia Walton..... Washington
 Jamie Weisner..... Oregon State

2013-14

Kelsey Plum..... Washington
 Emily Potter..... Utah
 Chrishae Rowe..... Oregon
 Lili Thompson..... Stanford
 Sydney Wiese..... Oregon State

2014-15

Jordin Canada..... UCLA
 Mikayla Cowling..... California
 Gabby Green..... California
 Lexi Bando..... Oregon
 Kaylee Johnson..... Stanford

2015-16

Kristine Anigwe..... California
 Maithe Cazorla..... Oregon
 Borsilava Hristova..... Washington State
 Kennedy Leonard..... Colorado
 Asha Thomas..... California

PLAYER OF THE YEAR

Nnemkadi Ogwumike, Stanford.....2010
 Jeanette Pohlen, Stanford.....2011
 Nnemkadi Ogwumike, Stanford.....2012
 Chiney Ogwumike, Stanford.....2013
 Chiney Ogwumike, Stanford.....2014
 Ruth Hamblin, Oregon State.....2015
 Jillian Alleyne, Oregon.....2016

DEFENSIVE PLAYER OF THE YEAR

Ify Ibekwe, Arizona.....2010
 Briana Gilbreath, USC.....2011
 Briana Gilbreath, USC (co).....2012
 Nnemkadi Ogwumike, Stanford (co).....2012
 Chiney Ogwumike, Stanford.....2013
 Chiney Ogwumike, Stanford.....2014
 Ruth Hamblin, Oregon State.....2015
 Ruth Hamblin, Oregon State.....2016

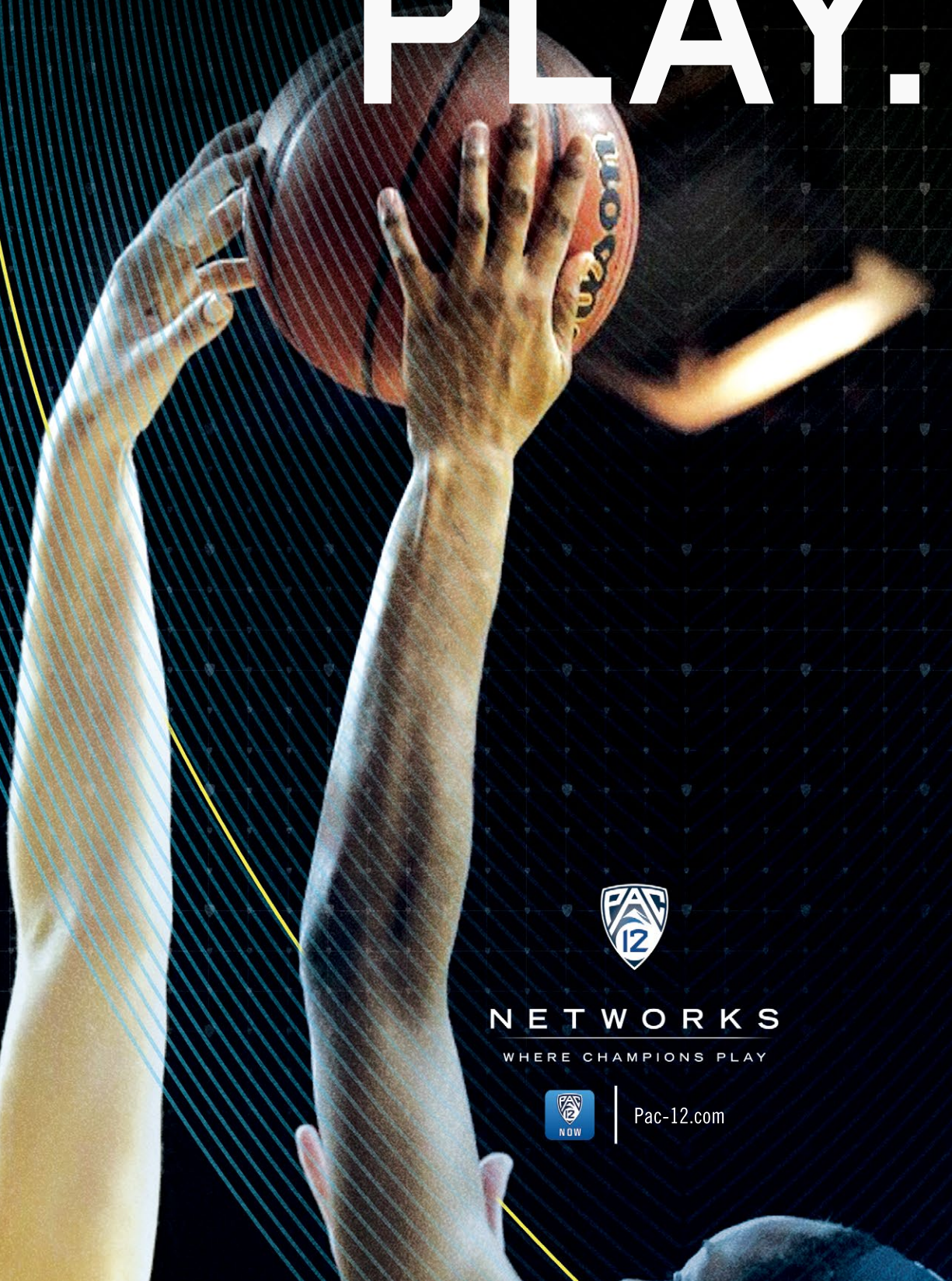
FRESHMAN OF THE YEAR

Davellyn Whyte, Arizona.....2010
 Chiney Ogwumike, Stanford.....2011
 Jazmine Davis, Washington.....2012
 Jillian Alleyne, Oregon.....2013
 Kelsey Plum, Washington.....2014
 Jordin Canada, UCLA.....2015
 Kristine Anigwe, California.....2016

COACH OF THE YEAR

Nikki Caldwell, UCLA.....2010
 Tara VanDerveer, Stanford.....2011
 Scott Rueck, Oregon State.....2012
 Lindsay Gottlieb, California.....2013
 Scott Rueck, Oregon State.....2014
 Scott Rueck, Oregon State.....2015
 Charli Turner Thorne, Arizona State.....2016

THRILL. RALLY. PLAY.



NETWORKS

WHERE CHAMPIONS PLAY



Pac-12.com

**YEARLY PAC-12
REGULAR-SEASON
CHAMPIONS**

1986-87	USC
1987-88	Washington
1988-89	Stanford
1989-90	Stanford/ Washington
1990-91	Stanford
1991-92	Stanford
1992-93	Stanford
1993-94	USC
1994-95	Stanford
1995-96	Stanford
1996-97	Stanford
1997-98	Stanford
1998-99	Stanford
1999-00	Oregon/UCLA
1999-00	Oregon
2000-01	ASU/STAN/ WASH
2001-02	Stanford
2002-03	Stanford
2003-04	Stanford/Arizona
2004-05	Stanford
2005-06	Stanford
2006-07	Stanford
2007-08	Stanford
2008-09	Stanford
2009-10	Stanford
2010-11	Stanford
2011-12	Stanford
2012-13	California/Stanford
2013-14	Stanford
2014-15	Oregon State
2015-16	Arizona State/ Oregon State

YEARLY CONFERENCE FINISHES

	ARIZ	ASU	CAL	COLO	ORE	OSU	STAN	UCLA	USC	UTAH	WASH	WSU
1986-87	T8	T8	5	--	T2	T6	T6	4	1	--	T2	10
1987-88	10	T8	T6	--	5	T8	3	4	2	--	1	T6
1988-89	9	10	T4	--	3	7	1	T4	T4	--	2	T8
1989-90	T8	T8	T4	--	T4	10	T1	3	7	--	T1	T4
1990-91	10	9	7	--	8	5	1	T4	3		2	T4
1991-92	T9	5	T3	--	7	T9	1	T3	2	--	6	8
1992-93	8	T4	T4	--	T9	6	1	7	2	--	3	T9
1993-94	7	T9	T9	--	3	6	2	5	1	--	4	8
1994-95	7	10	T8	--	4	3	1	T8	5	--	2	6
1995-96	T3	9	10	--	T3	2	1	T6	T6	--	T3	T6
1996-97	T4	9	10	--	2	7	1	6	3	--	T4	8
1997-98	T2	T7	T9	--	4	T9	1	T2	6	--	5	T7
1998-99	4	T6	T6	--	T1	T9	3	T1	T9	--	5	8
1999-00	T2	7	8	--	1	T5	T2	4	T5	--	9	10
2000-01	5	T1	T6	--	4	T6	T1	10	T6	--	T1	9
2001-02	T6	T2	9	--	T6	T4	1	8	T4	--	T2	10
2002-03	T2	8	9	--	T5	T5	1	4	T5	--	T2	10
2003-04	T1	T3	9	--	8	7	T1	T3	T3	--	6	10
2004-05	5	T2	8	--	T2	10	1	6	T2	--	7	9
2005-06	9	2	6	--	8	7	1	3	T4	--	T4	10
2006-07	T8	2	3	--	6	T8	1	7	5	--	4	10
2007-08	T8	3	2	--	7	T8	1	T4	T4	--	6	10
2008-09	T8	T2	T2	--	7	T4	1	T4	T4	--	10	8
2009-10	8	5	4	--	T6	10	1	2	3	--	T6	9
2010-11	T4	3	6	--	9	10	1	2	T4	--	T7	T7
2011-12	12	4	2	10	9	T5	1	T5	3	T7	T7	11
2012-13	T10	9	T1	4	T10	12	T1	3	7	6	5	8
2013-14	12	4	T2	T9	T9	T2	1	8	5	11	6	7
2014-15	T11	2	T3	T9	T9	1	T3	6	T7	T11	T5	T7
2015-16	11	T1	10	12	6	T1	T3	T3	8	7	5	9

Conference regular-season champion in BOLD

REGULAR-SEASON NON-CONFERENCE RECORDS

YEAR	ARIZ	ASU	CAL	COLO	ORE	OSU	STAN	UCLA	USC	UTAH	WASH	WSU	TOTAL*
1986-87	7-4	6-3	9-1	8-6	8-2	9-1	6-4	7-3	6-4	10-5	8-2	8-2	74-26
1987-88	3-7	6-4	9-3	12-4	7-3	5-5	12-0	7-5	6-4	10-8	8-2	5-5	68-38
1988-89	5-5	6-4	5-5	13-3	8-3	6-4	8-2	4-6	4-6	13-3	7-6	7-3	60-44
1989-90	7-4	8-2	8-2	7-7	8-3	4-9	10-0	5-5	2-7	12-4	9-1	8-2	69-35
1990-91	5-8	9-1	7-3	10-5	7-3	8-2	7-3	5-5	6-4	9-6	8-1	8-2	70-32
1991-92	6-4	9-1	8-2	11-5	8-2	5-5	10-0	7-3	7-3	10-3	8-2	7-2	75-24
1992-93	6-3	7-2	8-1	13-1	6-3	6-3	10-2	5-4	7-2	8-4	5-4	4-5	64-29
1993-94	7-2	2-6	6-4	13-2	6-3	8-1	7-2	5-4	7-1	3-8	8-1	5-4	61-28
1994-95	5-7	6-3	5-4	13-2	7-2	8-1	9-1	5-4	8-1	8-4	10-3	7-2	70-28
1995-96	9-0	4-5	4-5	16-3	8-2	8-1	7-2	5-4	5-4	8-4	6-5	9-2	65-30
1996-97	10-1	6-4	4-5	9-4	7-2	6-3	12-1	6-3	6-3	7-3	5-4	6-3	68-29
1997-98	7-2	4-5	4-6	7-5	4-4	5-4	4-4	5-4	5-4	10-1	9-0	6-3	53-36
1998-99	5-4	6-3	6-3	7-4	9-2	8-1	4-7	8-4	4-5	9-3	4-5	6-3	60-37
1999-00	11-1	7-3	5-5	6-7	9-3	4-8	7-3	6-4	5-5	12-3	4-8	3-7	61-47
2000-01	10-2	8-4	4-6	10-3	7-3	8-2	6-4	1-10	5-5	12-2	7-3	5-5	61-44
2001-02	4-5	9-2	5-4	10-4	5-4	4-6	10-1	4-5	4-5	7-5	5-4	2-8	52-44
2002-03	7-2	8-1	4-5	11-2	4-5	6-3	8-1	5-4	5-6	10-3	8-1	1-8	56-36
2003-04	8-3	6-3	7-2	11-2	8-2	6-3	7-2	5-4	4-5	10-4	7-2	4-5	62-31
2004-05	8-3	8-2	6-3	7-5	7-2	5-5	9-1	6-3	6-3	11-4	4-6	4-5	63-33
2005-06	4-6	9-1	8-2	6-8	9-1	7-2	6-3	5-4	6-3	9-2	7-2	6-3	67-27
2006-07	6-6	10-1	10-1	7-7	8-2	5-4	8-3	6-6	6-4	7-6	7-5	4-6	70-38
2007-08	6-5	6-5	9-2	11-3	6-5	7-4	11-1	5-6	7-4	11-3	5-7	3-8	65-47
2008-09	7-4	8-4	8-2	8-5	4-7	10-1	9-3	9-2	6-5	7-6	4-6	7-4	72-38
2009-10	7-4	8-3	6-5	10-4	9-3	8-3	10-1	7-4	6-5	10-4	6-6	5-6	72-40
2010-11	9-2	8-3	8-3	9-5	9-2	7-4	9-2	10-1	8-3	8-7	5-4	2-10	75-34
2011-12	11-1	9-2	9-3	11-0	8-4	9-2	10-1	5-6	6-5	7-4	8-2	6-6	99-36
2012-13	8-3	8-4	10-1	11-0	2-10	6-6	11-1	9-2	5-8	9-2	8-3	4-7	91-47
2013-14	4-7	12-2	9-4	12-2	10-3	9-5	15-2	6-6	7-6	7-4	10-5	6-7	107-53
2014-15	7-5	12-2	10-4	9-5	7-5	10-2	11-4	5-8	8-4	7-4	6-6	10-3	102-52
2015-16	9-3	9-3	9-2	5-6	11-0	9-2	10-2	8-3	12-0	8-3	9-2	9-2	108-28
TOTAL	198-113	220-85	207-92	293-119	214-92	199-100	263-62	175-130	181-120	268-115	204-106	158-136	2580-1270
PCT.	.637	.721	.692	.711	.699	.666	.809	.574	.601	.700	.658	.537	.670

*Colorado and Utah records wins and losses not included until 2011-12 campaign.

**NCAA CHAMPIONS
FROM THE PAC-12:**

1989-90 Stanford
1991-92 Stanford

ALL-TIME RECORDS

(since 1986-87)

	TITLES [^]	CONFERENCE			OVERALL		
		W	L	PCT	W	L	PCT
Stanford	23	471	69	.872	844	162	.839
Washington	3	320	221	.591	565	358	.612
UCLA	1	307	233	.569	491	380	.563
USC	2	305	235	.565	515	385	.572
Arizona State	2	263	277	.487	514	393	.567
Oregon	2	260	280	.481	500	402	.554
California	1	243	299	.448	486	423	.535
Oregon State	2	216	324	.400	446	451	.498
Arizona	1	204	335	.376	435	471	.480
Colorado	0	33	57	.367	560	373	.600
Utah	0	31	59	.344	622	304	.672
Washington State	0	138	402	.256	310	555	.358

[^] regular-season titles; includes shared titles

1986-87

	Pac-10			Overall		
	W	L	PCT.	W	L	PCT.
USC	15	3	.833	22	8	.733
Washington	14	4	.778	23	7	.767
Oregon	14	4	.778	23	7	.767
UCLA	11	7	.611	18	10	.643
California	10	8	.556	21	10	.677
Oregon State	8	10	.444	17	11	.607
Stanford	8	10	.444	14	14	.500
Arizona	4	14	.222	11	18	.379
Arizona State	4	14	.222	10	17	.370
Washington State	2	16	.111	10	18	.357

1987-88

	Pac-10			Overall		
	W	L	PCT.	W	L	PCT.
Washington	16	2	.889	25	5	.833
USC	15	3	.833	22	8	.733
Stanford	14	4	.778	27	5	.844
UCLA	12	6	.667	19	11	.633
Oregon	9	9	.500	16	12	.571
California	6	12	.333	15	15	.500
Washington State	6	12	.333	11	17	.393
Arizona State	5	13	.278	11	17	.393
Oregon State	5	13	.278	10	18	.357
Arizona	2	16	.111	5	23	.179

1988-89

	Pac-10			Overall		
	W	L	PCT.	W	L	PCT.
Stanford	18	0	1.000	28	3	.903
Washington	15	3	.833	23	10	.696
Oregon	11	7	.611	22	10	.688
California	8	10	.444	13	15	.464
UCLA	8	10	.444	12	16	.429
USC	8	10	.444	12	16	.429
Oregon State	7	11	.389	13	15	.464
Washington State	6	12	.333	13	15	.464
Arizona	6	12	.333	11	17	.393
Arizona State	3	15	.167	9	19	.321

1989-90

	Pac-10			Overall		
	W	L	PCT.	W	L	PCT.
Stanford	17	1	.944	32	1	.970
Washington	17	1	.944	28	3	.903
UCLA	12	6	.667	17	12	.586
Oregon	9	9	.500	17	12	.586
California	9	9	.500	17	12	.586
Washington State	9	9	.500	17	11	.607
USC	6	12	.333	8	19	.296
Arizona State	5	13	.278	13	15	.464
Arizona	5	13	.278	12	17	.414
Oregon State	1	17	.056	5	26	.161

1990-91

	Pac-10			Overall		
	W	L	PCT.	W	L	PCT.
Stanford	16	2	.889	26	6	.813
Washington	15	3	.833	24	5	.828
USC	11	7	.611	18	12	.600
Washington State	10	8	.556	18	11	.621
UCLA	10	8	.556	15	13	.536
Oregon State	9	9	.500	17	11	.607
California	7	11	.389	14	14	.500
Oregon	6	12	.333	13	15	.464
Arizona State	5	13	.278	14	14	.500
Arizona	1	17	.056	6	25	.192

1991-92

	Pac-10			Overall		
	W	L	PCT.	W	L	PCT.
Stanford	15	3	.833	30	3	.909
USC	14	4	.778	23	8	.742
California	12	6	.667	20	9	.690
UCLA	12	6	.667	21	10	.667
Arizona State	11	7	.611	20	9	.690
Washington	9	9	.500	17	11	.607
Oregon	6	12	.333	14	14	.500
Washington State	5	13	.278	12	15	.444
Arizona	3	15	.167	9	19	.321
Oregon State	3	15	.167	8	20	.286

1992-93

	Pac-10			Overall		
	W	L	PCT.	W	L	PCT.
Stanford	15	3	.833	26	6	.812
USC	14	4	.778	22	7	.759
Washington	11	7	.611	17	12	.586
California	10	8	.556	19	10	.655
Arizona State	10	8	.556	17	10	.630
Oregon State	9	9	.500	15	12	.556
UCLA	8	10	.444	13	14	.481
Arizona	7	11	.389	13	14	.481
Oregon	3	15	.167	9	18	.333
Washington State	3	15	.167	7	20	.259

1993-94

	Pac-10			Overall		
	W	L	PCT.	W	L	PCT.
USC	16	2	.887	26	4	.867
Stanford	15	3	.833	25	6	.806
Oregon	13	5	.722	20	9	.690
Washington	12	6	.667	21	8	.727
UCLA	10	8	.556	15	12	.556
Oregon State	9	9	.500	17	11	.607
Arizona	8	10	.444	15	12	.556
Washington State	3	15	.167	8	19	.296
California	2	16	.111	8	20	.286
Arizona State	2	16	.111	4	22	.154

1994-95

	Pac-10			Overall		
	W	L	PCT.	W	L	PCT.
Stanford	17	1	.944	30	3	.909
Washington	13	5	.765	25	9	.735
Oregon State	12	6	.667	21	8	.724
Oregon	11	7	.611	18	10	.643
USC	10	8	.556	18	10	.643
Washington State	9	9	.500	16	11	.593
Arizona	6	12	.333	11	19	.367
California	5	13	.278	10	17	.370
UCLA	5	13	.278	10	17	.370
Arizona State	2	16	.111	8	19	.296

1995-96

	Pac-10			Overall		
	W	L	PCT.	W	L	PCT.
Stanford	18	0	1.000	29	3	.906
Oregon State	11	7	.611	19	9	.679
Arizona	10	8	.556	22	8	.733
Oregon	10	8	.556	18	11	.621
Washington	10	8	.556	16	13	.552
Washington State	8	10	.444	17	12	.586
UCLA	8	10	.444	13	14	.481
USC	8	10	.444	13	14	.481
Arizona State	4	14	.222	8	19	.296
California	3	15	.167	7	20	.259

1996-97

	Pac-10			Overall		
	W	L	PCT.	W	L	PCT.
Stanford	18	0	1.000	34	2	.944
Oregon	14	4	.778	22	7	.759
USC	13	5	.722	20	9	.690
Arizona	12	6	.667	23	8	.742
Washington	12	6	.667	17	11	.607
UCLA	7	11	.389	13	14	.481
Oregon State	5	13	.278	11	16	.407
Washington State	4	14	.222	10	17	.370
Arizona State	3	15	.167	9	19	.321
California	2	16	.111	6	21	.222

1997-98

	Pac-10			Overall		
	W	L	PCT.	W	L	PCT.
Stanford	17	1	.944	21	6	.778
Arizona	14	4	.778	23	7	.767
UCLA	14	4	.778	20	9	.690
Oregon	13	5	.722	17	10	.630
Washington	9	9	.500	18	10	.643
USC	7	11	.389	12	15	.444
Washington State	6	12	.333	12	15	.444
Arizona State	6	12	.333	10	17	.370
Oregon State	2	16	.111	7	20	.259
California	2	16	.111	6	22	.214

1998-99

	Pac-10			Overall		
	W	L	PCT.	W	L	PCT.
Oregon	15	3	.833	25	6	.806
UCLA	15	3	.833	26	8	.765
Stanford	14	4	.778	18	12	.600
Arizona	12	6	.667	18	11	.621
Washington	11	7	.611	16	13	.552
Arizona State	6	12	.333	12	15	.444
California	6	12	.333	12	15	.444
Washington State	5	13	.278	11	16	.407
Oregon State	3	15	.167	11	16	.407
USC	3	15	.167	7	20	.259

1999-2000

	Pac-10			Overall		
	W	L	PCT.	W	L	PCT.
Oregon	14	4	.778	23	8	.742
Arizona	13	5	.722	25	7	.781
Stanford	13	5	.722	21	9	.700
UCLA	12	6	.667	18	11	.621
USC	10	8	.55			

	Pac-10			Overall		
	W	L	PCT.	W	L	PCT.
Washington	12	6	.667	22	10	.688
Arizona State	12	6	.667	20	11	.645
Stanford	12	6	.667	19	11	.633
Oregon	10	8	.556	17	12	.586
Arizona	9	9	.500	20	12	.625
Oregon State	8	10	.444	16	13	.552
USC	8	10	.444	13	15	.464
California	8	10	.444	12	16	.427
Washington State	6	12	.333	11	17	.393
UCLA	5	13	.278	6	23	.207

	Pac-10			Overall		
	W	L	PCT.	W	L	PCT.
Stanford	18	0	1.000	32	3	.914
Arizona State	12	6	.667	25	9	.735
Washington	12	6	.667	19	12	.613
USC	11	7	.611	16	14	.533
Oregon State	11	7	.611	17	15	.531
Oregon	10	8	.556	22	13	.629
Arizona	10	8	.556	14	14	.500
UCLA	4	14	.222	9	20	.286
California	2	16	.111	7	21	.250
Washington State	0	18	.000	2	27	.069

	Pac-10			Overall		
	W	L	PCT.	W	L	PCT.
Stanford	15	3	.833	27	5	.844
Washington	13	5	.722	22	8	.733
Arizona	13	5	.722	22	9	.710
UCLA	12	6	.667	18	11	.621
Oregon State	8	10	.444	15	15	.500
USC	8	10	.444	14	17	.452
Oregon	8	10	.444	12	16	.429
Arizona State	7	11	.389	16	14	.533
California	5	13	.278	10	19	.345
Washington State	1	17	.056	2	26	.071

	Pac-10			Overall		
	W	L	PCT.	W	L	PCT.
Stanford	14	4	.778	27	7	.813
Arizona	14	4	.778	24	9	.727
Arizona State	11	7	.611	17	12	.586
UCLA	11	7	.611	17	13	.567
USC	11	7	.611	15	13	.536
Washington	9	9	.500	18	13	.581
Oregon State	8	10	.444	17	15	.548
Oregon	6	12	.333	14	15	.483
California	4	14	.222	12	17	.414
Washington State	2	16	.111	6	22	.214

	Pac-10			Overall		
	W	L	PCT.	W	L	PCT.
Stanford	17	1	.944	32	3	.914
Arizona State	12	6	.667	24	10	.706
Oregon	12	6	.667	21	10	.677
USC	12	6	.667	20	11	.645
Arizona	11	7	.611	20	12	.625
UCLA	10	8	.556	16	12	.571
Washington	9	9	.500	14	16	.467
California	4	14	.222	11	18	.379
Washington State	2	16	.111	6	22	.214
Oregon State	1	17	.056	6	23	.207

	Pac-10			Overall		
	W	L	PCT.	W	L	PCT.
Stanford	15	3	.833	26	8	.765
Arizona State	14	4	.778	25	7	.781
UCLA	12	6	.667	21	11	.656
Washington	11	7	.611	19	11	.633
USC	11	7	.611	19	12	.613
California	10	8	.556	18	12	.600
Oregon State	7	11	.389	16	15	.516
Oregon	5	13	.278	14	15	.483
Arizona	3	15	.167	8	22	.267
Washington State	2	16	.111	8	20	.286

	Pac-10			Overall		
	W	L	PCT.	W	L	PCT.
Stanford	17	1	.944	29	5	.853
Arizona State	16	2	.889	31	5	.861
California	12	6	.667	23	9	.719
Washington	11	7	.611	18	13	.581
USC	10	8	.556	17	13	.567
Oregon	8	10	.444	17	14	.548
UCLA	7	11	.389	14	18	.438
Arizona	4	14	.222	11	21	.344
Oregon State	4	14	.222	9	19	.321
Washington State	1	17	.056	5	24	.172

	Pac-10			Overall		
	W	L	PCT.	W	L	PCT.
Stanford	16	2	.889	35	4	.897
California	15	3	.833	27	7	.794
Arizona State	14	4	.778	22	11	.667
USC	10	8	.556	17	13	.567
UCLA	10	8	.556	16	15	.516
Washington	8	10	.444	13	18	.419
Oregon	7	11	.389	14	17	.452
Oregon State	4	14	.222	12	19	.387
Arizona	4	14	.222	10	20	.333
Washington State	2	16	.111	5	25	.167

	Pac-10			Overall		
	W	L	PCT.	W	L	PCT.
Stanford	17	1	.941	33	5	.868
California	15	3	.833	26	7	.794
Arizona State	15	3	.833	26	9	.743
UCLA	9	9	.500	19	12	.612
Oregon State	9	9	.500	20	12	.625
USC	9	9	.500	17	15	.531
Oregon	5	13	.277	9	21	.300
Washington State	4	14	.222	11	19	.367
Arizona	4	14	.222	12	19	.387
Washington	3	15	.167	8	22	.267

	Pac-10			Overall		
	W	L	PCT.	W	L	PCT.
Stanford	18	0	1.000	36	2	.947
UCLA	15	3	.833	25	9	.735
USC	12	6	.667	19	12	.613
California	11	7	.611	24	13	.649
Arizona State	9	9	.500	18	14	.562
Oregon	7	11	.389	18	16	.529
Washington	7	11	.389	13	18	.419
Arizona	6	12	.333	14	17	.452
Washington State	3	15	.167	8	22	.267
Oregon State	2	16	.111	11	20	.355

	Pac-10			Overall		
	W	L	PCT.	W	L	PCT.
Stanford	18	0	1.000	33	3	.917
UCLA	16	2	.889	28	5	.848
Arizona State	11	7	.611	20	11	.645
USC	10	8	.556	24	13	.649
Arizona	10	8	.556	21	12	.636
California	7	11	.389	18	16	.529
Washington	6	12	.333	11	17	.393
Washington State	6	12	.333	8	23	.258
Oregon	4	14	.222	13	17	.433
Oregon State	2	16	.111	9	21	.300

	Pac-12			Overall		
	W	L	PCT.	W	L	PCT.
Stanford	18	0	1.000	35	2	.946
California	13	5	.722	25	10	.714
USC	12	6	.667	18	12	.600
Arizona State	10	8	.556	20	12	.625
Oregon State	9	9	.500	20	13	.606
UCLA	9	9	.500	14	16	.467
Washington	8	10	.444	20	14	.588
Utah	8	10	.444	16	16	.500
Oregon	7	11	.389	15	16	.484
Colorado	6	12	.333	21	14	.600
Washington State	5	13	.278	13	20	.394
Arizona	3	15	.167	15	17	.469

	Pac-12			Overall		
	W	L	PCT.	W	L	PCT.
Stanford	17	1	.944	33	3	.917
California	17	1	.944	32	4	.889
UCLA	14	4	.778	26	8	.765
Colorado	13	5	.722	25	7	.781
Washington	11	7	.611	21	12	.636
Utah	8	10	.444	23	14	.622
USC	7	11	.389	11	20	.355
Washington State	6	12	.333	11	20	.355
Arizona State	5	13	.278	13	18	.419
Arizona	4	14	.222	12	18	.400
Oregon State	4	14	.222	10	21	.323
Oregon	2	16	.111	4	27	.129

	Pac-12			Overall		
	W	L	PCT.	W	L	PCT.
Stanford	17	1	.944	33	4	.892
California	13	5	.722	22	10	.688
Oregon State	13	5	.722	24	11	.686
Arizona State	11	7	.611	23	10	.697
USC	11	7	.611	22	13	.629
Washington	10	8	.556	20	14	.588
Washington State	9	9	.500	17	17	.500
UCLA	7	11	.389	13	18	.419
Colorado	6	12	.333	19	15	.559
Oregon	6	12	.333	16	16	.500
Utah	4	14	.222	12	19	.387
Arizona	1	17	.056	5	25	.172

	Pac-12			Overall		
	W	L	PCT.	W	L	PCT.
Oregon State	16	2	.889	27	5	.844
Arizona State	15	3	.833	29	6	.829
Stanford	13	5	.722	26	10	.722
California	13	5	.722	24	10	.706
Washington	11	7	.611	23	10	.697
UCLA	8	10	.444	19	18	.514
Washington State	7	11	.389	17	15	.531
USC	7	11	.389	15	15	.500
Colorado	6	12	.333	15	17	.469
Oregon	6	12	.333	13	17	.433
Arizona	3	15	.167	10	20	.333
Utah	3	15	.167	9	21	.300

	Pac-12			Overall		
	W	L	PCT.	W	L	PCT.
Oregon State	16	2	.889	32	5	.865
Arizona State	16	2	.889	26	7	

2015-16 Cardinal 59-34 UA
Cardinal 82-58 STAN

ARIZONA vs. UCLA
Pac-12: Bruins lead series, 42-18

1986-87 Bruins 66-65 UA
Bruins 65-59 UCLA
1987-88 Bruins 87-62 UCLA
Bruins 81-63 UA
1988-89 Bruins 93-69 UCLA
Bruins 75-64 UA
1989-90 Bruins 80-72 UA
Bruins 73-69 UCLA
1990-91 Bruins 115-102 UCLA
Bruins 112-98 UA
1991-92 Bruins 97-63 UA
Bruins 83-67 UCLA
1992-93 Bruins 91-77 UA
Wildcats 91-83 UCLA
1993-94 Wildcats 83-78 UA
Bruins 85-69 UCLA
1994-95 Wildcats 64-61 UCLA
Wildcats 63-61 UA
1995-96 Bruins 89-85 OT UCLA
Wildcats 95-66 UA
1996-97 Wildcats 69-45 UA
Wildcats 90-78 UCLA
1997-98 Wildcats 82-71 UCLA
Wildcats 84-73 UA
1998-99 Bruins 84-77 UA
Bruins 85-77 UCLA
1999-00 Bruins 79-68 UA
Bruins 80-66 UCLA
2000-01 Bruins 59-56 OT UCLA
Wildcats 89-79 UA
2001-02 Wildcats 71-60 UCLA
Wildcats 77-62 UA
2002-03 Wildcats 80-61 UA
Bruins 48-47 UCLA
2003-04 Wildcats 70-54 UA
Bruins 87-68 UCLA
2004-05 Wildcats 84-73 UCLA
Wildcats 76-73 UA
2005-06 Bruins 84-77 UCLA
Bruins 90-64 UA
2006-07 Bruins 76-73 UA
Wildcats 66-63 UCLA
2007-08 Bruins 68-59 UA
Bruins 80-70 UCLA
2008-09 Bruins 48-38 UA
Bruins 58-39 UCLA
2009-10 Bruins 67-58 UA
Bruins 70-61 UCLA
2010-11 Bruins 70-60 UCLA
Bruins 74-70 UA
2011-12 Wildcats 74-66 UA
Bruins 72-58 UCLA
2012-13 Bruins 73-53 UCLA
Bruins 68-57 UA
2013-14 Bruins 67-61 UA
2014-15 Bruins 75-41 UCLA
Bruins 80-62 SEA
2015-16 Bruins 73-39 UA
Bruins 80-53 UCLA
Bruins 72-51 SEA

ARIZONA vs. USC
Pac-12: Trojans lead series, 41-20

1986-87 Trojans 96-60 UA
Trojans 96-57 USC
1987-88 Trojans 94-79 USC
Trojans 92-69 UA
1988-89 Trojans 85-78 USC
Wildcats 94-84 UA
1989-90 Wildcats 58-53 UA
Trojans 65-64 OT USC
1990-91 Trojans 88-74 USC
Trojans 81-68 UA
1991-92 Trojans 80-60 UA
Trojans 71-68 USC
1992-93 Trojans 68-54 UA
Trojans 78-62 USC
1993-94 Trojans 76-65 UA

1994-95 Trojans 85-63 USC
Trojans 85-54 USC
Trojans 71-63 UA
1995-96 Wildcats 87-72 USC
Wildcats 78-73 UA
1996-97 Trojans 87-72 UA
Wildcats 82-64 USC
1997-98 Wildcats 81-69 USC
Wildcats 72-53 UA
1998-99 Wildcats 73-63 UA
Wildcats 68-62 USC
1999-00 Wildcats 67-52 UA
Trojans 80-68 USC
2000-01 Trojans 81-67 USC
Wildcats 77-61 UA
2001-02 Wildcats 78-74 USC
Trojans 71-64 UA
2002-03 Wildcats 79-76 UA
Wildcats 78-64 USC
2003-04 Wildcats 75-64 UA
Trojans 68-66 USC
2004-05 Trojans 54-67 USC
Wildcats 87-74 UA
Trojans 66-74 SJ(7)
2005-06 Trojans 76-60 USC
Trojans 73-72 UA
2006-07 Trojans 77-68 USC
Trojans 66-42 UA
2007-08 Trojans 77-70 UA
Wildcats 64-62 USC
2008-09 Trojans 71-77 OT UA
Wildcats 74-61 USC
2009-10 Trojans 81-78 OT USC
Trojans 55-53 USC
2010-11 Trojans 81-72 USC
Wildcats 84-74 UA
Wildcats 72-61 USC(8)
2011-12 Trojans 72-67 UA
Trojans 78-62 USC
2012-13 Trojans 74-57 USC
Trojans 74-62 UA
2013-14 Trojans 54-45 UA
Trojans 59-54 SEA(12)
2014-15 Trojans 77-51 USC
2015-16 Trojans 67-57 UA
Wildcats 63-56 USC

ARIZONA vs. UTAH
Pac-12: Utes lead series, 7-3

2011-12 Utes 65-60 UA
Utes 73-67 UTAH
2012-13 Wildcats 62-58 UTAH
Wildcats 61-52 UA
Utes 66-48 SEA(12)
2013-14 Wildcats 62-58 UTAH
Wildcats 61-52 UA
2014-15 Wildcats 62-48 UTAH
Wildcats 64-42 UA
2015-16 Utes 60-55 UTAH

ARIZONA vs. WASHINGTON
Pac-12: Huskies lead series, 40-20

1986-87 Huskies 82-60 UA
Huskies 75-52 UA
1987-88 Huskies 95-44 UW
Huskies 73-52 UA
1988-89 Huskies 72-60 UA
Huskies 94-75 UW
1989-90 Huskies 88-63 UW
Huskies 67-43 UA
1990-91 Huskies 94-71 UA
Huskies 91-62 UW
1991-92 Huskies 86-61 UW
Wildcats 78-70 UA
1992-93 Huskies 82-62 UW
Huskies 72-69 UA
1993-94 Huskies 66-49 UA
Huskies 79-76 UW
1994-95 Huskies 79-71 UW
Huskies 71-68 UA
1995-96 Huskies 77-67 UW
Wildcats 78-63 UA

1996-97 Wildcats 80-67 UA
Huskies 76-59 UW
1997-98 Wildcats 93-62 UA
Huskies 77-73 UW
1998-99 Huskies 73-63 UW
Wildcats 84-58 UA
1999-00 Wildcats 96-85 UW
Wildcats 96-81 UA
2000-01 Wildcats 88-72 UA
Huskies 98-88 UW
2001-02 Wildcats 83-69 UA
Huskies 77-73 UW
2002-03 Huskies 60-59 UW
Wildcats 79-66 UA
Wildcats 74-51 SJ(5)
2003-04 Wildcats 89-74 UA
Wildcats 71-54 UW
Wildcats 77-55 SJ(5)
2004-05 Wildcats 67-63 UW
Huskies 60-64 UA
2005-06 Huskies 66-54 UA
Huskies 91-73 UW
2006-07 Huskies 83-66 UW
Huskies 79-64 UA
2007-08 Huskies 74-59 UW
Huskies 60-58 UA
2008-09 Wildcats 65-61 UW
Wildcats 72-62 UA
2009-10 Huskies 69-59 UW
Wildcats 80-50 UA
2010-11 Wildcats 61-58 UA
Wildcats 74-66 UW
2011-12 Huskies 77-48 UW
Huskies 68-59 UA
2012-13 Huskies 76-65 UW
Huskies 74-65 UA
2013-14 Huskies 55-52 UW
2014-15 Huskies 79-69 UW
2015-16 Huskies 63-47 UW
Huskies 74-52 UA

ARIZONA vs. WASHINGTON STATE
Pac-12: Wildcats lead series, 33-27

1986-87 Wildcats 83-74 UA
Cougars 70-67 WSU
1987-88 Cougars 90-62 WSU
Cougars 70-52 UA
1988-89 Cougars 82-72 UA
Wildcats 74-68 WSU
1989-90 Cougars 88-63 WSU
Cougars 87-72 OT UA
1990-91 Cougars 70-65 UA
Cougars 85-75 WSU
1991-92 Cougars 77-62 WSU
Cougars 81-73 UA
1992-93 Wildcats 64-55 WSU
Wildcats 72-64 UA
1993-94 Wildcats 82-71 UA
Wildcats 71-68 WSU
1994-95 Cougars 78-72 WSU
Cougars 83-65 UA
1995-96 Cougars 71-65 WSU
Cougars 76-67 UA
1996-97 Wildcats 76-46 UA
Wildcats 62-53 WSU
1997-98 Cougars 64-61 UA
Wildcats 71-66 WSU
1998-99 Cougars 87-77 WSU
Wildcats 85-64 UA
1999-00 Wildcats 83-68 WSU
Wildcats 81-52 UA
2000-01 Wildcats 97-58 UA
Cougars 93-86 WSU
2001-02 Wildcats 107-57 UA
Wildcats 106-60 WSU
2002-03 Wildcats 86-65 WSU
Wildcats 80-50 UA
2003-04 Wildcats 78-51 UA
Wildcats 77-72 WSU
2004-05 Wildcats 54-51 WSU
Wildcats 89-60 UA
2005-06 Wildcats 61-52 UA
Cougars 84-77 WSU

since becoming a member of the Pac-12

2006-07 Wildcats 59-57 WSU
Wildcats 55-51 UA
2007-08 Wildcats 73-63 WSU
Cougars 67-54 UA
2008-09 Cougars 68-58 WSU
Cougars 63-56 UA
Wildcats 79-72 USC(6)
2009-10 Wildcats 67-60 WSU
Wildcats 73-66 UA
Wildcats 62-60 USC(6)
2010-11 Wildcats 64-58 UA
Wildcats 78-61 WSU
2011-12 Cougars 78-68 WSU
Wildcats 90-51 UA
2012-13 Wildcats 71-65 WSU
Cougars 60-50 UA
2013-14 Cougars 61-59 WSU
2014-15 Cougars 81-70 WSU
2015-16 Cougars 67-46 WSU
Cougars 62-61 UA

ARIZONA STATE vs. CALIFORNIA
Pac-12: Golden Bears lead series, 32-28

1986-87 Sun Devils 86-78 CAL
Golden Bears 95-77 ASU
1987-88 Golden Bears 74-68 CAL
Golden Bears 74-67 ASU
1988-89 Sun Devils 81-78 CAL
Golden Bears 77-75 ASU
1989-90 Golden Bears 83-74 CAL
Golden Bears 83-77 ASU
1990-91 Sun Devils 84-77 ASU
Golden Bears 80-78 CAL
1991-92 Sun Devils 92-88 CAL
Sun Devils 63-52 ASU
1992-93 Golden Bears 70-66 CAL
Golden Bears 79-74 ASU
1993-94 Golden Bears 79-69 CAL
Golden Bears 104-94 ASU
1994-95 Sun Devils 77-62 ASU
Golden Bears 98-73 CAL
1995-96 Golden Bears 101-79 ASU
Golden Bears 77-68 CAL
1996-97 Golden Bears 88-58 CAL
Sun Devils 65-54 ASU
1997-98 Sun Devils 75-54 ASU
Golden Bears 65-58 CAL
1998-99 Golden Bears 74-60 CAL
Golden Bears 67-63 ASU
1999-00 Sun Devils 69-59 ASU
Golden Bears 60-55 OT CAL
2000-01 Sun Devils 58-47 CAL
Sun Devils 70-58 ASU
2001-02 Sun Devils 63-49 ASU
Sun Devils 56-40 CAL
2002-03 Golden Bears 72-67 CAL
Sun Devils 61-47 ASU
Golden Bears 46-38 SJ(5)
2003-04 Sun Devils 56-52 CAL
Sun Devils 62-43 ASU
2004-05 Sun Devils 66-57 ASU
Sun Devils 76-59 CAL
2005-06 Golden Bears 66-64 CAL
Sun Devils 62-43 ASU
2006-07 Sun Devils 74-58 CAL
Sun Devils 66-54 ASU
Sun Devils 60-53 SJ(5)
2007-08 Golden Bears 64-51 ASU
Golden Bears 70-60 CAL
Golden Bears 71-65 SJ(5)
2008-09 Golden Bears 54-53 ASU
Sun Devils 63-41 CAL
2009-10 Sun Devils 63-61 CAL
Sun Devils 57-50 ASU
Golden Bears 60-50 USC(6)
2010-11 Golden Bears 67-55 CAL
Sun Devils 45-44 ASU
Golden Bears 48-43 USC(8)
2011-12 Golden Bears 67-62 ASU
2012-13 Golden Bears 66-53 CAL
2013-14 Sun Devils 68-59 ASU
Golden Bears 74-63 CAL

2011-12	Trojans	60-48	USC
	Trojans	59-53	ASU
2012-13	Sun Devils	60-53	USC
	Trojans	67-60	ASU
2013-14	Sun Devils	94-86 (OT)	ASU
	Trojans	59-57	SEA(12)
2014-15	Sun Devils	94-86 (OT)	ASU
	Trojans	59-57	SEA(12)
2015-16	Sun Devils	69-68	ASU
	Sun Devils	50-45	USC

**ARIZONA STATE vs. UTAH
Pac-12: Sun Devils lead series, 6-2**

2011-12	Sun Devils	59-51	ASU
	Utah	50-46	UTAH
2012-13	Utah	54-46	ASU
2013-14	Sun Devils	65-62	UTAH
	Sun Devils	60-40	ASU
2014-15	Sun Devils	58-48	ASU
	Sun Devils	46-42	ASU
2015-16	Sun Devils	80-60	ASU

**ARIZONA STATE vs. WASHINGTON
Pac-12: Huskies lead series, 29-28**

1986-87	Sun Devils	78-64	ASU
	Huskies	85-63	UW
1987-88	Huskies	103-49	UW
	Huskies	80-65	ASU
1988-89	Huskies	77-67	ASU
	Huskies	92-77	UW
1989-90	Huskies	81-59	UW
	Huskies	73-60	ASU
1990-91	Huskies	71-54	ASU
	Huskies	82-61	UW
1991-92	Huskies	66-59	UW
	Huskies	68-66	ASU
1992-93	Sun Devils	82-77	UW
	Sun Devils	74-61	ASU
1993-94	Huskies	69-56	ASU
	Huskies	87-78	UW
1994-95	Huskies	82-37	UW
	Huskies	93-54	ASU
1995-96	Sun Devils	81-77	UW
	Sun Devils	87-72	ASU
1996-97	Huskies	81-73	ASU
	Huskies	68-59	UW
1997-98	Sun Devils	77-76	ASU
	Huskies	62-39	UW
1998-99	Huskies	86-54	UW
	Sun Devils	72-69	OT ASU
1999-00	Huskies	78-76	UW
	Sun Devils	74-53	ASU
2000-01	Huskies	66-62	ASU
	Huskies	79-60	UW
2001-02	Sun Devils	66-61	ASU
	Huskies	68-50	UW
2002-03	Huskies	69-56	UW
	Sun Devils	62-56	ASU
2003-04	Sun Devils	84-81	OT ASU
	Huskies	63-55	UW
2004-05	Huskies	55-63	UW
	Sun Devils	69-48	ASU
2005-06	Sun Devils	64-51	ASU
	Sun Devils	67-61	UW
2006-07	Sun Devils	88-83	ASU
	Sun Devils	75-64	UW
2007-08	Sun Devils	68-62	UW
	Sun Devils	69-53	ASU
	Sun Devils	83-64	SJ(6)
2008-09	Sun Devils	80-64	UW
	Sun Devils	55-32	ASU
2009-10	Huskies	62-56	UW
	Sun Devils	67-61	OT ASU
2010-11	Sun Devils	52-49	ASU
	Sun Devils	71-63	UW
2011-12	Sun Devils	57-53	UW
	Sun Devils	47-41	ASU
2012-13	Huskies	77-74	UW
	Huskies	74-61	ASU
2013-14	Huskies	78-60	UW
2014-15	Sun Devils	62-48	ASU
2015-16	Sun Devils	68-61	UW
	Sun Devils	77-57	ASU

ARIZONA STATE vs. WASHINGTON STATE

Pac-12: Sun Devils lead series, 42-18

1986-87	Sun Devils	95-83	OT ASU
	Cougars	75-62	WSU
1987-88	Sun Devils	82-79	WSU
	Sun Devils	86-69	ASU
1988-89	Sun Devils	88-79	ASU
	Cougars	71-60	WSU
1989-90	Cougars	92-80	WSU
	Cougars	67-66	ASU
1990-91	Sun Devils	82-73	ASU
	Cougars	69-58	WSU
1991-92	Cougars	80-78	WSU
	Sun Devils	86-61	ASU
1992-93	Sun Devils	70-59	WSU
	Sun Devils	88-68	ASU
1993-94	Sun Devils	*	ASU
	Sun Devils	77-76	WSU
1994-95	Cougars	82-70	WSU
	Cougars	74-66	ASU
1995-96	Cougars	93-77	WSU
	Sun Devils	88-80	ASU
1996-97	Cougars	86-78	ASU
	Cougars	84-70	WSU
1997-98	Sun Devils	80-60	ASU
	Sun Devils	79-70	WSU
1998-99	Sun Devils	63-54	WSU
	Sun Devils	80-66	ASU
1999-00	Sun Devils	64-54	WSU
	Sun Devils	73-53	ASU
2000-01	Sun Devils	83-70	ASU
	Sun Devils	74-72	WSU
2001-02	Sun Devils	68-40	ASU
	Sun Devils	75-56	WSU
2002-03	Sun Devils	66-58	WSU
	Sun Devils	70-52	ASU
2003-04	Sun Devils	68-66	ASU
	Cougars	75-72	WSU
2004-05	Sun Devils	67-39	WSU
	Sun Devils	59-40	ASU
2005-06	Sun Devils	72-42	ASU
	Sun Devils	75-65	WSU
2006-07	Sun Devils	89-44	ASU
	Sun Devils	66-41	WSU
2007-08	Sun Devils	59-40	WSU
	Sun Devils	59-30	ASU
2008-09	Sun Devils	66-47	WSU
	Sun Devils	55-32	ASU
2009-10	Sun Devils	64-59	WSU
	Cougars	66-62	ASU
2010-11	Cougars	70-65	ASU
	Sun Devils	55-47	WSU
2011-12	Sun Devils	63-46	WSU
	Sun Devils	47-42	ASU
2012-13	Cougars	77-65	WSU
	Cougars	54-43	ASU
	Cougars	48-41	SEA(12)
2013-14	Cougars	85-78	WSU
2014-15	Sun Devils	78-64	ASU
	Sun Devils	67-48	WSU
2015-16	Sun Devils	63-45	WSU
	Sun Devils	61-39	ASU

**Game forfeited by Washington State due to illness*

CALIFORNIA vs. COLORADO

Pac-12: Golden Bears lead series, 9-1

2011-12	Golden Bears	68-55	COLO
	Golden Bears	64-43	CAL
	Golden Bears	68-59	USC(10)
2012-13	Golden Bears	53-49	COLO
	Golden Bears	59-56	CAL
2013-14	Golden Bears	57-55	COLO
2014-15	Golden Bears	75-59	CAL
	Golden Bears	59-46	COLO
2015-16	Golden Bears	64-35	COLO
	Bufs	78-57	COLO

CALIFORNIA vs. OREGON

Pac-12: Ducks lead series, 32-29

1986-87	Ducks	94-70	UO
	Golden Bears	87-84	CAL
1987-88	Ducks	94-83	CAL
	Ducks	90-71	UO
1988-89	Ducks	94-64	UO
	Golden Bears	83-80	CAL
1989-90	Ducks	73-65	UO
	Golden Bears	79-72	CAL
1990-91	Golden Bears	94-67	CAL
	Ducks	64-57	UO
1991-92	Golden Bears	84-75	UO
	Golden Bears	85-75	CAL
1992-93	Golden Bears	75-63	UO
	Golden Bears	90-74	CAL
1993-94	Ducks	91-69	CAL
	Ducks	75-36	UO
1994-95	Ducks	77-59	UO
	Ducks	89-73	CAL
1995-96	Ducks	73-56	UO
	Ducks	73-54	CAL
1996-97	Ducks	68-64	CAL
	Ducks	71-42	UO
1997-98	Ducks	68-66	UO
	Ducks	82-66	CAL
1998-99	Ducks	64-49	UO
	Ducks	80-57	CAL
1999-00	Ducks	67-51	CAL
	Ducks	75-63	UO
2000-01	Ducks	86-56	UO
	Golden Bears	68-57	CAL
2001-02	Ducks	65-53	CAL
	Ducks	76-43	UO
2002-03	Ducks	70-67	UO
	Ducks	54-52	CAL
2003-04	Golden Bears	61-57	CAL
	Ducks	77-62	UO
2004-05	Golden Bears	82-57	SJ (5)
	Ducks	50-81	UO
2005-06	Ducks	51-58	CAL
	Ducks	70-41	UO
	Golden Bears	49-39	CAL
2006-07	Golden Bears	65-56	CAL
	Ducks	62-42	UO
	Golden Bears	63-51	SJ (5)
2007-08	Golden Bears	61-52	CAL
	Golden Bears	53-34	CAL
	Golden Bears	67-60	SJ (5)
2008-09	Golden Bears	65-50	UO
	Golden Bears	84-42	CAL
2009-10	Golden Bears	72-62	UO
	Golden Bears	79-73	CAL
	Golden Bears	71-57	UO (4)
2010-11	Golden Bears	81-65	UO
	Ducks	60-46	CAL
2011-12	Golden Bears	90-67	CAL
	Golden Bears	83-71	ORE
2012-13	Golden Bears	72-45	ORE
2013-14	Golden Bears	101-98(OT)	CAL
2014-15	Golden Bears	74-59	ORE
2015-16	Ducks	69-59	UO
	Golden Bears	65-54	CAL

CALIFORNIA vs. OREGON STATE

Pac-12: Golden Bears lead series, 33-23

1986-87	Beavers	69-67	OSU
	Golden Bears	94-71	CAL
1987-88	Golden Bears	66-58	CAL
	Golden Bears	79-75	OT OSU
1988-89	Beavers	64-59	OSU
	Golden Bears	70-60	CAL
1989-90	Golden Bears	76-65	OSU
	Golden Bears	83-72	CAL
1990-91	Golden Bears	89-70	CAL
	Beavers	72-59	OSU
1991-92	Golden Bears	78-71	OSU
	Golden Bears	78-67	CAL
1992-93	Beavers	75-73	OSU
	Beavers	73-61	CAL
1993-94	Beavers	90-75	CAL
	Beavers	88-79	OSU

since becoming a member of the Pac-12

1994-95	Beavers	101-76	OSU
	Golden Bears	77-75	CAL
1995-96	Beavers	93-70	OSU
	Beavers	88-76	CAL
1996-97	Golden Bears	62-57	CAL
	Beavers	81-67	OSU
1997-98	Golden Bears	77-64	CAL
	Beavers	73-69	OSU
1998-99	Beavers	54-52	OSU
	Golden Bears	63-58	CAL
1999-00	Beavers	53-50	CAL
	Beavers	52-33	OSU
2000-01	Golden Bears	79-72	OSU
	Golden Bears	72-60	CAL
2001-02	Beavers	80-52	CAL
	Beavers	74-69	OT OSU
2002-03	Beavers	68-37	OSU
	Golden Bears	70-55	CAL
2003-04	Beavers	70-67	CAL
	Golden Bears	66-57	OSU
2004-05	Beavers	77-71	OSU
	Golden Bears	74-62	CAL
2005-06	Golden Bears	71-50	OSU
	Beavers	63-55	CAL
2006-07	Golden Bears	63-57	CAL
	Golden Bears	67-61	20T OSU
2007-08	Golden Bears	61-45	CAL
	Golden Bears	56-45	OSU
2008-09	Golden Bears	77-72	OSU
	Golden Bears	62-40	CAL
2009-10	Golden Bears	79-75	20T OSU
	Golden Bears	66-62	CAL
2010-11	Golden Bears	60-47	OSU
	Golden Bears	58-49	CAL
2011-12	Golden Bears	73-56	CAL
	Golden Bears	75-68	OSU
2012-13	Golden Bears	60-38	OSU
2013-14	Golden Bears	72-63	CAL
2014-15	Beavers	73-55	CAL
2015-16	Beavers	70-48	OSU
	Beavers	54-44	CAL

CALIFORNIA vs. STANFORD

Pac-12: Cardinal leads series, 57-7

1986-87	Cardinal	77-59	STAN
	Golden Bears	84-68	CAL
1987-88	Cardinal	95-71	CAL
	Cardinal	94-79	STAN
1988-89	Cardinal	77-59	STAN
	Cardinal	87-79	CAL
1989-90	Cardinal	87-60	CAL
	Cardinal	112-84	STAN
1990-91	Cardinal	113-79	STAN
	Cardinal	93-80	CAL
1991-92	Golden Bears	74-65	CAL
	Cardinal	83-81	STAN
1992-93	Cardinal	89-63	STAN
	Golden Bears	64-59	CAL
1993-94	Cardinal	92-75	CAL
	Cardinal	111-64	STAN
1994-95	Cardinal	99-65	STAN
	Cardinal	91-67	CAL
1995-96	Cardinal	80-55	CAL
	Cardinal	87-36	STAN
1996-97	Cardinal	95-44	STAN
	Cardinal	82-50	CAL
1997-98	Cardinal	72-52	CAL
	Cardinal	79-51	STAN
1998-99	Cardinal	80-67	STAN
	Cardinal	77-67	CAL
1999-00	Cardinal	83-57	STAN
	Cardinal	81-56	CAL
2000-01	Cardinal	63-56	CAL
	Golden Bears	82-73	STAN
2001-02	Cardinal	79-52	STAN
	Cardinal	79-51	STAN
2002-03	Cardinal	72-48	STAN
	Cardinal	53-50	CAL
	Cardinal	60-35	SJ(5)
2003-04	Cardinal	63-53	CAL
	Cardinal	61-53	STAN
	Cardinal	80-55	SJ(6)

since becoming a member of the Pac-12

2004-05	Cardinal	53-88	STAN
	Cardinal	50-91	CAL
	Cardinal	40-81	SJ(7)
2005-06	Cardinal	87-75	STAN
	Cardinal	55-46	CAL
2006-07	Cardinal	69-44	CAL
	Golden Bears	72-57	STAN
2007-08	Cardinal	72-52	STAN
	Cardinal	60-58	CAL
	Cardinal	56-35	SJ(5)
2008-09	Golden Bears	57-54	CAL
	Cardinal	58-41	STAN
2009-10	Cardinal	79-58	STAN
	Cardinal	63-48	CAL
	Cardinal	64-44	USC(6)
2010-11	Cardinal	78-45	CAL
	Cardinal	75-51	STAN
2011-12	Cardinal	74-71	STAN
	Cardinal	86-61	CAL
	Cardinal	77-62	LA(11)
2012-13	Cardinal	62-53	CAL
	Golden Bears	67-55	STAN
2013-14	Cardinal	70-64	STAN
	Cardinal	79-64	CAL
2014-15	Cardinal	59-47	CAL
	Golden Bears	63-63	CAL
	Cardinal	61-60	SEA
2015-16	Cardinal	53-46	STAN
	Cardinal	60-55	STAN

CALIFORNIA vs. UCLA

Pac-12: Bruins lead series, 42-20

1986-87	Bruins	77-72	CAL
	Bruins	92-80	UCLA
1987-88	Bruins	75-50	CAL
	Golden Bears	71-68	UCLA
	Bruins	81-63	CAL
1988-89	Bruins	72-57	UCLA
	Golden Bears	92-82	CAL
1989-90	Bruins	70-68	UCLA
	Bruins	80-66	CAL
1990-91	Bruins	102-83	CAL
	Bruins	96-78	UCLA
1991-92	Golden Bears	74-71	CAL
	Bruins	101-87	UCLA
1993-93	Golden Bears	78-70	CAL
	Bruins	85-68	UCLA
1993-94	Bruins	79-56	UCLA
	Bruins	90-85	CAL
1994-95	Golden Bears	97-84	CAL
	Bruins	87-67	UCLA
1995-96	Bruins	74-65	CAL
	Bruins	71-66	UCLA
1996-97	Bruins	74-65	UCLA
	Bruins	82-56	CAL
1997-98	Bruins	74-53	UCLA
	Bruins	86-54	CAL
1998-99	Bruins	87-62	CAL
	Bruins	76-61	UCLA
1999-00	Bruins	74-67	CAL
	Golden Bears	61-53	UCLA
2000-01	Golden Bears	58-57	UCLA
	Golden Bears	83-59	CAL
2001-02	Bruins	64-48	CAL
	Bruins	58-48	UCLA
	Bruins	46-42	UO(3)
2002-03	Golden Bears	69-61	UCLA
	Bruins	72-54	CAL
2003-04	Bruins	67-66	UCLA
	Bruins	97-69	CAL
2004-05	Bruins	70-85	CAL
	Bruins	61-73	UCLA
2005-06	Golden Bears	65-58	CAL
	Bruins	90-87	OT UCLA
	Bruins	80-63	SJ(5)
2006-07	Bruins	77-68	OT UCLA
	Golden Bears	88-69	CAL
2007-08	Golden Bears	73-70	OT UCLA
	Golden Bears	67-53	CAL
2008-09	Golden Bears	64-48	CAL
	Bruins	71-56	UCLA
2009-10	Bruins	57-46	UCLA
	Bruins	44-32	CAL

2010-11	Bruins	65-56	CAL
	Bruins	63-48	UCLA
	Bruins	63-50	LA(9)
2011-12	Bruins	60-55	UCLA
	Golden Bears	67-58	CAL
2012-13	Golden Bears	70-65	CAL
	Golden Bears	79-51	UCLA
2013-14	Golden Bears	69-53	CAL
	Golden Bears	77-72	UCLA
2014-15	Golden Bears	72-57	UCLA
	Golden Bears	70-64	CAL
2015-16	Golden Bears	108-104	20T CAL
	Bruins	75-56	UCLA
	Bruins	73-67	SEA

CALIFORNIA vs. USC

Pac-12: Trojans lead series, 31-29

1986-87	Golden Bears	102-85	CAL
	Trojans	105-63	USC
1987-88	Trojans	98-66	USC
	Trojans	99-97	OT CAL
1988-89	Golden Bears	83-61	USC
	Golden Bears	115-106	CAL
1989-90	Golden Bears	55-50	USC
	Golden Bears	58-52	CAL
1990-91	Golden Bears	92-66	CAL
	Trojans	74-48	USC
1991-92	Golden Bears	77-70	CAL
	Trojans	68-62	USC
1992-93	Golden Bears	68-55	CAL
	Trojans	76-71	OT USC
1993-94	Trojans	97-60	USC
	Trojans	99-81	CAL
1994-95	Trojans	90-71	CAL
	Trojans	87-82	USC
1995-96	Trojans	87-80	OT CAL
	Trojans	89-71	USC
1996-97	Trojans	91-57	USC
	Trojans	66-63	CAL
1997-98	Trojans	59-50	USC
	Trojans	62-50	CAL
1998-99	Golden Bears	61-51	CAL
	Trojans	76-71	USC
1999-00	Golden Bears	81-64	CAL
	Trojans	81-78	USC
2000-01	Golden Bears	61-55	USC
	Trojans	83-59	CAL
2001-02	Trojans	69-53	CAL
	Trojans	68-58	USC
2002-03	Trojans	83-62	USC
	Golden Bears	60-50	CAL
2003-04	Trojans	67-47	USC
	Golden Bears	68-59	CAL
2004-05	Trojans	71-76	USC
	Trojans	69-103	CAL
2005-06	Golden Bears	73-68	CAL
	Golden Bears	72-67	USC
2006-07	Golden Bears	62-53	USC
	Golden Bears	86-79	OT CAL
2007-08	Golden Bears	57-52	USC
	Golden Bears	60-55	OT CAL
2008-09	Golden Bears	73-71	CAL
	Golden Bears	66-64	USC
	Trojans	69-67	USC(6)
2009-10	Trojans	67-64	USC
	Golden Bears	61-55	CAL
2010-11	Golden Bears	82-71	CAL
	Trojans	80-67	USC
2011-12	Trojans	74-54	USC
	Trojans	76-75	OT CAL
2012-13	Golden Bears	71-63	OT CAL
	Golden Bears	72-64	USC
	Golden Bears	78-59	SEA(12)
2013-14	Trojans	70-77	CAL
	Golden Bears	76-67	USC
2014-15	Golden Bears	67-53	USC
	Trojans	65-54	CAL
2015-16	Trojans	61-47	USC

CALIFORNIA vs. UTAH

Pac-12: Golden Bears lead series, 6-2

2011-12	Golden Bears	63-56	UTAH
	Golden Bears	60-46	CAL
2012-13	Golden Bears	71-54	CAL
2013-14	Golden Bears	68-59	UTAH
2014-15	Golden Bears	67-49	CAL
2015-16	Utes	84-79	CAL
	Utes	72-66	UTAH
	Golden Bears	66-63	SEA

CALIFORNIA vs. WASHINGTON

Pac-12: Huskies lead series, 41-18

1986-87	Huskies	84-74	UW
	Golden Bears	92-84	CAL
1987-88	Huskies	89-70	UW
	Huskies	97-74	CAL
1988-89	Huskies	58-55	CAL
	Huskies	78-68	UW
1989-90	Huskies	69-64	CAL
	Huskies	81-61	UW
1990-91	Huskies	78-57	UW
	Huskies	81-58	CAL
1991-92	Golden Bears	67-66	UW
	Golden Bears	66-55	CAL
1992-93	Huskies	62-61	UW
	Huskies	73-66	CAL
1993-94	Huskies	95-70	UW
	Huskies	88-70	CAL
1994-95	Huskies	70-61	CAL
	Huskies	89-69	UW
1995-96	Huskies	82-69	CAL
	Huskies	93-58	UW
1996-97	Huskies	67-56	UW
	Huskies	85-62	CAL
1997-98	Huskies	72-51	CAL
	Huskies	83-78	OT UW
1998-99	Huskies	71-49	UW
	Golden Bears	58-56	CAL
1999-00	Golden Bears	72-59	UW
	Golden Bears	51-49	CAL
2000-01	Huskies	69-68	CAL
	Huskies	78-71	UW
2001-02	Huskies	85-46	UW
	Huskies	64-53	CAL
2002-03	Huskies	76-59	CAL
	Huskies	74-54	UW
2003-04	Huskies	65-54	UW
	Huskies	72-67	CAL
2004-05	Huskies	52-65	CAL
	Huskies	76-80	UW
2005-06	Huskies	62-55	UW
	Golden Bears	81-58	CAL
2006-07	Golden Bears	72-49	UW
	Huskies	79-76	OT CAL
2007-08	Golden Bears	66-40	CAL
	Huskies	74-66	UW
2008-09	Golden Bears	62-34	CAL
	Golden Bears	70-40	UW
	Golden Bears	61-41	USC(6)
2009-10	Golden Bears	60-43	CAL
	Golden Bears	75-68	WASH
2010-11	Huskies	57-48	WASH
	Huskies	60-49	CAL
	Golden Bears	58-48	USC(8)
2011-12	Golden Bears	71-47	CAL
2012-13	Golden Bears	78-50	UW
2013-14	Golden Bears	70-65	UW
	Huskies	70-65	CAL
2014-15	Huskies	79-77	UW
	Golden Bears	82-58	CAL
	Golden Bears	69-53	SEA
2015-16	Huskies	75-65	CAL

CALIFORNIA vs. WASHINGTON STATE

Pac-12: Golden Bears lead series, 38-22

1986-87	Golden Bears	67-66	WSU
	Golden Bears	72-68	CAL
1987-88	Cougars	79-56	WSU
	Golden Bears	84-69	CAL
1988-89	Golden Bears	80-71	CAL
	Cougars	92-89	WSU

1989-90	Golden Bears	91-64	CAL
	Cougars	87-67	WSU
1990-91	Cougars	77-60	WSU
	Golden Bears	86-80	CAL
1991-92	Cougars	83-76	WSU
	Golden Bears	69-58	CAL
1992-93	Golden Bears	75-65	WSU
	Golden Bears	79-65	CAL
1993-94	Cougars	88-82	WSU
	Cougars	77-62	CAL
1994-95	Golden Bears	87-83	CAL
	Cougars	78-64	WSU
1995-96	Cougars	90-77	CAL
	Golden Bears	91-83	WSU
1996-97	Cougars	79-53	WSU
	Cougars	83-70	CAL
1997-98	Cougars	72-65	CAL
	Cougars	87-64	WSU
1998-99	Cougars	73-54	WSU
	Golden Bears	83-68	CAL
1999-00	Cougars	72-65	WSU
	Golden Bears	65-59	CAL
2000-01	Golden Bears	69-56	CAL
	Cougars	74-59	WSU
2001-02	Golden Bears	62-50	WSU
	Golden Bears	76-63	CAL
2002-03	Golden Bears	73-61	CAL
	Cougars	67-64	WSU
2003-04	Golden Bears	85-71	WSU
	Cougars	64-59	CAL
2004-05	Golden Bears	64-56	CAL
	Cougars	69-79	WSU
	Golden Bears	70-52	SJ(5)
2005-06	Golden Bears	53-47	WSU
	Golden Bears	61-51	CAL
2006-07	Golden Bears	55-48	WSU
	Golden Bears	72-45	CAL
2007-08	Golden Bears	99-44	CAL
	Golden Bears	61-47	WSU
2008-09	Golden Bears	68-45	CAL
	Golden Bears	77-57	WSU
2009-10	Golden Bears	75-68	CAL
	Golden Bears	75-68	OT WSU
2010-11	Cougars	77-63	WSU
	Cougars	68-66	CAL
2011-12	Golden Bears	60-55	CAL
	Golden Bears	64-49	LA(11)
2012-13	Golden Bears	73-60	WSU
2013-14	Golden Bears	87-70	WSU
	Golden Bears	75-68	(OT) CAL
	Cougars	91-83	SEA(12)
2014-15	Golden Bears	70-62	WSU
	Golden Bears	57-54	CAL
2015-16	Golden Bears	74-71	CAL

COLORADO vs. OREGON

Pac-12: Ducks lead series, 5-3

2011-12	Ducks	67-62	UO
	Ducks	64-62	COLO
2012-13	Buffaloes	84-59	COLO
	Buffaloes	60-48	UO
2013-14	Buffaloes	81-75	UO
2014-15	Ducks	66-44	COLO
2015-16	Ducks	59-46	COLO
	Ducks	77-70	UO

COLORADO vs. OREGON STATE

Pac-12: Beavers lead series, 5-3

2011-12	Beavers	65-45	OSU
	Buffaloes	67-57	COLO
2012-13	Buffaloes	61-47	COLO
	Buffaloes	66-63	OT OSU
2013-14	Beavers	75-63	OSU
2014-15	Beavers	66-44	COLO
2015-16	Beavers	61-47	COLO
	Beavers	73-50	OSU

COLORADO vs. STANFORD
Pac-12: Cardinal lead series, 10-0
 2011-12 Cardinal 80-54 STAN
 Cardinal 68-46 COLO
 2012-13 Cardinal 57-40 COLO
 Cardinal 69-56 STAN
 Cardinal 61-47 SEA(12)
 2013-14 Cardinal 87-77 COLO
 Cardinal 69-54 SEA(12)
 2014-15 Cardinal 62-55 STAN
 2015-16 Cardinal 71-56 STAN
 Cardinal 80-49 COLO

COLORADO vs. UCLA
Pac-12: Bruins lead series, 5-3
 2011-12 Bruins 62-54 UCLA
 2012-13 Bruins 62-46 COLO
 2013-14 Buffaloes 61-59 UCLA
 Buffaloes 62-42 COLO
 Buffaloes 76-65 SEA(12)
 2014-15 Bruins 90-84 COLO
 Bruins 72-65 UCLA
 2015-16 Bruins 82-64 COLO

COLORADO vs. USC
Pac-12: Series tied, 4-4
 2011-12 Buffaloes 69-67 USC
 2012-13 Buffaloes 65-49 COLO
 2013-14 USC 55-45 USC
 USC 66-59 COLO
 2014-15 USC 81-61 COLO
 USC 66-51 USC
 Buffaloes 75-63 SEA
 2015-16 Buffaloes 66-63 COLO

COLORADO vs. UTAH
Pac-12: Buffaloes lead series, 9-2
 2011-12 Buffaloes 58-52 UTAH
 Utes 61-56 COLO
 Buffaloes 55-41 USC(10)
 2012-13 Buffaloes 67-57 COLO
 Buffaloes 56-43 UTAH
 2013-14 Utes 58-55 UTAH
 Buffaloes 61-45 COLO
 2014-15 Buffaloes 77-72OT COLO
 Buffaloes 73-54 UTAH
 2015-16 Utes 71-55 UTAH
 Utes 76-68 COLO

COLORADO vs. WASHINGTON
Pac-12: Huskies lead series, 6-2
 2011-12 Huskies 75-67 UW
 2012-13 Buffaloes 68-61 COLO
 Buffaloes 70-59 SEA(12)
 2013-14 Huskies 81-71 UW
 Huskies 87-70 COLO
 2014-15 Huskies 85-82 UW
 Huskies 79-67 COLO
 2015-16 Huskies 76-74 COLO
 Huskies 68-47 UW
 Huskies 67-51 SEA

COLORADO vs. WASHINGTON STATE
Pac-12: Cougars lead series, 5-3
 2011-12 Buffaloes 57-56 WSU
 2012-13 Buffaloes 59-45 COLO
 2013-14 Cougars 70-60 WSU
 Cougars 80-77 COLO
 2014-15 Cougars 73-68 WSU
 Buffaloes 72-51 COLO
 2015-16 Cougars 75-66 COLO
 Cougars 83-70 WSU

OREGON vs. OREGON STATE
Pac-12: Ducks lead series, 40-22
 1986-87 Ducks 65-63 UO
 Ducks 71-51 OSU
 1987-88 Ducks 58-47 UO
 Ducks 53-51 OSU
 1988-89 Ducks 67-59 OSU
 Ducks 52-51 OSU
 Ducks 61-55 UO

1989-90 Ducks 76-61 OSU
 Ducks 82-63 UO
 1990-91 Beavers 74-58 UO
 Ducks 65-63 OSU
 1991-92 Ducks 83-81 OSU
 Ducks 62-59 UO
 1992-93 Beavers 67-63 UO
 Beavers 66-56 OSU
 1993-94 Beavers 86-68 OSU
 Ducks 54-46 UO
 1994-95 Ducks 66-56 UO
 Beavers 96-86 OSU
 Beavers 58-57 OSU
 Ducks 69-60 UO
 1996-97 Ducks 77-59 UO
 Ducks 76-59 OSU
 1997-98 Ducks 80-57 OSU
 Ducks 77-67 UO
 1998-99 Ducks 59-46 UO
 Ducks 60-52 OSU
 1999-00 Ducks 68-51 OSU
 Ducks 60-53 UO
 2000-01 Ducks 71-67 OSU
 Ducks 72-60 UO
 2001-02 Beavers 61-53 UO
 Ducks 84-83 OT OSU
 Ducks 50-48 UO(4)
 2002-03 Beavers 67-51 OSU
 Ducks 68-58 UO
 2003-04 Ducks 56-54 UO
 Beavers 75-61 OSU
 2004-05 Ducks 82-58 OSU
 Ducks 64-55 UO
 2005-06 Beavers 63-61 OSU
 Ducks 54-45 UO
 Beavers 65-59 UO
 Ducks 70-63 OSU
 2007-08 Ducks 76-72 OSU
 Ducks 60-49 UO
 2008-09 Beavers 61-42 UO
 Beavers 70-41 OSU
 2009-10 Ducks 86-71 OSU
 Ducks 82-62 UO
 2010-11 Ducks 81-72 UO
 Beavers 61-59 OSU
 2011-12 Beavers 67-60 OSU
 Beavers 68-53 UO
 2012-13 Beavers 63-53 UO
 Beavers 68-49 OSU
 2013-14 Beavers 88-80 UO
 Beavers 80-74 OSU
 2014-15 Beavers 70-37 OSU
 Beavers 77-48 UO
 2015-16 Beavers 60-33 OSU
 Beavers 59-45 UO

OREGON vs. STANFORD
Pac-12: Cardinal leads series, 51-7
 1986-87 Ducks 65-51 UO
 Ducks 63-54 STAN
 1987-88 Cardinal 84-48 STAN
 Cardinal 65-57 UO
 1988-89 Cardinal 92-69 UO
 Cardinal 107-73 STAN
 1989-90 Cardinal 76-57 UO
 Cardinal 75-45 STAN
 1990-91 Cardinal 88-61 STAN
 Cardinal 103-60 UO
 1991-92 Cardinal 74-57 UO
 Cardinal 92-70 STAN
 1992-93 Cardinal 91-72 UO
 Cardinal 86-52 STAN
 1993-94 Cardinal 81-60 STAN
 Cardinal 72-60 UO
 1994-95 Cardinal 70-57 UO
 Cardinal 97-55 STAN
 1995-96 Cardinal 61-42 UO
 Cardinal 74-65 STAN
 1996-97 Cardinal 85-61 STAN
 Cardinal 69-66 UO
 1997-98 Cardinal 97-72 STAN
 Cardinal 79-71 UO

1998-99 Ducks 63-59 UO
 Cardinal 82-73 STAN
 1999-00 Cardinal 78-62 STAN
 Ducks 61-57 UO
 2000-01 Ducks 72-54 UO
 Cardinal 63-54 STAN
 2001-02 Cardinal 91-76 UO
 Cardinal 77-72 STAN
 2002-03 Cardinal 75-74 UO
 Cardinal 85-54 STAN
 2003-04 Cardinal 77-51 STAN
 Ducks 67-66 UO
 2004-05 Ducks 62-58 UO
 Cardinal 45-76 STAN
 2005-06 Cardinal 76-64 UO
 Cardinal 79-58 STAN
 2006-07 Cardinal 70-48 STAN
 Cardinal 74-56 UO
 2007-08 Cardinal 83-49 STAN
 Cardinal 72-43 UO
 2008-09 Cardinal 85-57 STAN
 Cardinal 68-49 UO
 2009-10 Cardinal 100-80 UO
 Cardinal 104-60 STAN
 2010-11 Cardinal 91-56 UO
 Cardinal 99-60 STAN
 2011-12 Cardinal 93-70 STAN
 Cardinal 81-46 UO
 2012-13 Cardinal 86-62 UO
 Cardinal 74-50 STAN
 2013-14 Cardinal 96-66 STAN
 2014-15 Cardinal 62-55 UO
 2015-16 Cardinal 64-62 UO
 Cardinal 69-42 STAN

OREGON vs. UCLA
Pac-12: Bruins lead series, 33-26
 1986-87 Bruins 75-71 UCLA
 Ducks 77-57 UO
 1987-88 Bruins 77-70 UCLA
 Bruins 74-65 UO
 1988-89 Ducks 75-65 UO
 Ducks 76-60 UCLA
 1989-90 Ducks 80-66 UO
 Bruins 79-65 UCLA
 1990-91 Bruins 93-67 UCLA
 Bruins 82-74 UO
 1991-92 Bruins 92-71 UCLA
 Bruins 83-76 UO
 1992-93 Bruins 79-75 UCLA
 Ducks 89-78 UO
 1993-94 Ducks 82-77 UO
 Ducks 76-68 UCLA
 1994-95 Ducks 84-59 UCLA
 Ducks 83-65 UO
 1995-96 Ducks 75-48 UO
 Bruins 83-64 UCLA
 1996-97 Ducks 76-64 UCLA
 Ducks 64-61 UO
 1997-98 Bruins 80-75 UO
 Bruins 82-54 UCLA
 1998-99 Bruins 76-72 UCLA
 Ducks 106-79 UO
 1999-00 Ducks 67-58 UCLA
 Ducks 89-72 UO
 2000-01 Ducks 54-43 UO
 Bruins 70-68 UCLA
 2001-02 Ducks 76-67 UCLA
 Ducks 76-54 UO
 2002-03 Bruins 93-68 UO
 Bruins 56-54 UCLA
 2003-04 Bruins 71-58 SJ(5)
 Bruins 63-57 UO
 Ducks 61-55 UCLA
 2004-05 Bruins 54-70 UCLA
 Ducks 78-71 UO
 2005-06 Bruins 82-63 UCLA
 Bruins 66-65 UO
 2006-07 Bruins 77-70 UCLA
 Ducks 76-60 UO
 2007-08 Bruins 63-59 UCLA
 Ducks 66-55 UO

since becoming a member of the Pac-12
 2008-09 Ducks 73-56 UCLA
 Bruins 70-69 UO
 2009-10 Bruins 104-80 UCLA
 Bruins 91-75 UO
 2010-11 Bruins 87-57 UCLA
 Bruins 75-48 UO
 2011-12 Ducks 83-62 UCLA
 2012-13 Bruins 89-80 UO
 2013-14 Bruins 88-83 UCLA
 Bruins 103-83 UO
 2014-15 Ducks 62-46 UO
 Ducks 67-65 UO
 2015-16 Bruins 80-69 UCLA
 Bruins 77-72 UO

OREGON vs. USC
Pac-12: Trojans lead series, 40-19
 1986-87 Trojans 66-64 USC
 Ducks 79-78 UO
 1987-88 Trojans 82-56 USC
 Trojans 68-61 UO
 1988-89 Ducks 71-56 UO
 Trojans 71-68 USC
 1989-90 Ducks 80-58 UO
 Trojans 66-61 USC
 1990-91 Trojans 80-71 USC
 Trojans 67-44 UO
 1991-92 Trojans 83-55 USC
 Trojans 81-76 UO
 1992-93 Trojans 78-69 USC
 Trojans 80-61 UO
 1993-94 Trojans 47-45 UO
 Trojans 84-75 USC
 1994-95 Trojans 78-77 USC
 Ducks 76-50 UO
 1995-96 Trojans 75-66 OT UO
 Ducks 67-53 USC
 1996-97 Trojans 73-65 USC
 Ducks 70-53 UO
 1997-98 Ducks 79-65 UO
 Ducks 76-58 USC
 1998-99 Ducks 77-53 USC
 Ducks 73-61 UO
 1999-00 Trojans 74-73 USC
 Trojans 69-63 UO
 2000-01 Trojans 55-53 UO
 Ducks 74-66 USC
 2001-02 Trojans 83-73 USC
 Ducks 75-65 UO
 2002-03 Ducks 79-73 UO
 Ducks 75-70 USC
 2003-04 Trojans 69-55 UO
 Trojans 71-56 USC
 2004-05 Trojans 72-77 USC
 Ducks 81-59 UO
 2005-06 Trojans 72-48 USC
 Trojans 69-64 UO
 2006-07 Trojans 79-71 OT2 USC
 Ducks 73-63 UO
 2007-08 Trojans 46-42 USC
 Trojans 67-58 UO
 2008-09 Trojans 66-56 USC
 Trojans 94-64 UO
 2009-10 Ducks 85-77 USC
 Trojans 87-84 UO
 Trojans 80-75 USC(6)
 2010-11 Trojans 79-76 USC
 Trojans 85-63 UO
 2011-12 Trojans 92-73 USC
 2012-13 Trojans 67-62 UO
 2013-14 Trojans 109-85 USC
 Trojans 88-78 UO
 2014-15 Trojans 70-54 USC
 Ducks 63-57 UO
 2015-16 Trojans 74-67 USC
 Ducks 69-60 UO

since becoming a member of the Pac-12

OREGON vs. UTAH
Pac-12: Utes lead, 6-4
 2011-12 Ducks 72-67 UO
 Utes 65-47 UTAH
 2012-13 Utes 67-47 UTAH
 Utes 70-52 UO
 2013-14 Utes 93-71 UO
 2014-15 Utes 66-64 UO
 2015-16 Ducks 77-65 UTAH
 Ducks 69-58 UO
 Ducks 73-63 UO

OREGON vs. WASHINGTON
Pac-12: Huskies lead series, 35-30
 1986-87 Huskies 69-57 UW
 Ducks 79-69 UO
 1987-88 Huskies 68-67 UO
 Huskies 68-51 UW
 1988-89 Huskies 71-59 UW
 Ducks 89-76 UO
 1989-90 Huskies 73-57 UW
 Huskies 62-52 UO
 1990-91 Huskies 55-50 UO
 Huskies 65-55 UW
 1991-92 Huskies 71-66 UO
 Huskies 69-66 UW
 1992-93 Huskies 87-74 UW
 Huskies 59-51 UO
 1993-94 Ducks 70-67 UW
 Ducks 62-41 UO
 1994-95 Ducks 83-61 UO
 Huskies 85-78 UW
 1995-96 Huskies 82-66 UW
 Ducks 60-53 UO
 1996-97 Ducks 67-60 UO
 Ducks 67-63 UW
 1997-98 Ducks 76-59 UW
 Ducks 72-57 UO
 1998-99 Ducks 70-56 UO
 Ducks 67-57 UW
 1999-00 Ducks 65-71 UO
 Ducks 70-69 UW
 2000-01 Ducks 67-53 UW
 Ducks 64-60 OT UO
 2001-02 Ducks 69-56 UO
 Huskies 88-80 UW
 Ducks 78-64 UO(3)
 Ducks 77-73 UW(4)
 2002-03 Huskies 79-60 UW
 Huskies 75-59 UO
 2003-04 Huskies 95-50 UW
 Huskies 67-56 UO
 2004-05 Ducks 86-77 UO
 Huskies 57-81 UW
 Ducks 64-50 SJ(5)
 2005-06 Ducks 81-73 UO
 Huskies 61-55 UW
 2006-07 Huskies 60-56 UO
 Huskies 61-46 UW
 2007-08 Ducks 66-64 UO
 Huskies 61-60 UW
 2008-09 Ducks 75-55 UW
 Ducks 77-69 UO
 Huskies 69-43 USC(6)
 2009-10 Ducks 82-71 UO
 Huskies 62-53 UW
 2010-11 Ducks 68-64 UO
 Huskies 90-76 OT UW
 2011-12 Ducks 88-86 UO
 Huskies 72-69 UW
 Huskies 72-56 USC(10)
 2012-13 Huskies 66-53 UW
 Huskies 97-71 UO
 Huskies 69-62 SEA(12)
 2013-14 Ducks 101-85 UO
 Huskies 108-100 UW
 2014-15 Huskies 91-69 UO
 Huskies 70-55 UW
 2015-16 Ducks 75-63 UW

OREGON vs. WASHINGTON STATE
Pac-12: Ducks lead series, 48-15
 1986-87 Ducks 101-55 WSU
 Ducks 74-70 UO
 1987-88 Ducks 78-59 UO
 Ducks 64-62 WSU
 1988-89 Cougars 80-77 WSU
 Ducks 87-76 OT UO
 1989-90 Ducks 68-65 WSU
 Ducks 62-52 UO
 1990-91 Cougars 102-69 UO
 Cougars 76-72 WSU
 1991-92 Ducks 69-54 UO
 Ducks 65-60 WSU
 1992-93 Cougars 66-54 UO
 Ducks 88-75 WSU
 1993-94 Ducks 70-69 WSU
 Ducks 80-62 UO
 1994-95 Ducks 84-66 UO
 Ducks 81-75 WSU
 1995-96 Cougars 72-59 WSU
 Ducks 58-49 UO
 1996-97 Ducks 80-46 UO
 Ducks 62-52 WSU
 1997-98 Ducks 94-71 Hawaii(7)
 Ducks 62-57 WSU
 Ducks 61-51 UO
 1998-99 Ducks 72-64 UO
 Ducks 65-54 WSU
 1999-00 Ducks 77-65 UO
 Ducks 73-68 WSU
 2000-01 Cougars 67-64 WSU
 Cougars 77-76 UO
 2001-02 Ducks 76-47 UO
 Ducks 88-47 WSU
 Ducks 85-67 UO(3)
 2002-03 Ducks 73-69 WSU
 Ducks 85-52 UO
 2003-04 Ducks 60-50 WSU
 Ducks 74-52 UO
 2004-05 Ducks 69-50 UO
 Ducks 62-47 WSU
 2005-06 Ducks 54-50 UO
 Cougars 68-53 WSU
 2006-07 Ducks 66-55 UO
 Ducks 51-34 WSU
 2007-08 Ducks 64-45 UO
 Ducks 70-67 WSU
 Ducks 66-45 SJ(5)
 2008-09 Ducks 57-41 WSU
 Cougars 58-45 UO
 2009-10 Ducks 98-92 UO
 Cougars 67-53 WSU
 2010-11 Ducks 77-72 UO
 Cougars 90-96 WSU
 2011-12 Cougars 75-47 UO
 Ducks 67-62 WSU
 2012-13 Ducks 70-68 WSU
 Ducks 65-60 UO
 2013-14 Ducks 82-66 UO
 Cougars 108-88 WSU
 Cougars 107-100SEA(12)
 2014-15 Cougars 79-76 UO
 Ducks 70-69 WSU
 Cougars 66-64 SEA
 2015-16 Ducks 73-48 WSU

OREGON STATE vs. STANFORD
Pac-12: Cardinal leads series, 52-7
 1986-87 Beavers 70-53 OSU
 Cardinal 58-56 STAN
 1987-88 Cardinal 71-48 STAN
 Cardinal 65-56 OSU
 1988-89 Cardinal 74-65 OSU
 Cardinal 93-56 STAN
 1989-90 Cardinal 84-62 OSU
 Cardinal 94-48 STAN
 1990-91 Cardinal 99-81 STAN
 Beavers 87-61 OSU
 1991-92 Beavers 75-69 OSU
 Cardinal 103-68 STAN

1992-93 Cardinal 70-60 OSU
 Cardinal 84-69 STAN
 1993-94 Cardinal 88-67 STAN
 Cardinal 81-60 OSU
 1994-95 Beavers 78-73 OSU
 Cardinal 76-66 STAN
 1995-96 Cardinal 69-54 OSU
 Cardinal 86-62 STAN
 1996-97 Cardinal 72-54 STAN
 Cardinal 79-67 OSU
 1997-98 Cardinal 93-66 STAN
 Cardinal 97-74 OSU
 1998-99 Cardinal 83-63 OSU
 Cardinal 73-61 STAN
 1999-00 Cardinal 78-58 STAN
 Cardinal 58-54 OSU
 2000-01 Beavers 81-65 OSU
 Cardinal 87-76 STAN
 2001-02 Cardinal 91-54 STAN
 Cardinal 89-67 OSU
 Cardinal 71-55 UO(3)
 2002-03 Cardinal 62-51 OSU
 Cardinal 71-46 STAN
 2003-04 Cardinal 88-65 STAN
 Cardinal 67-66 OSU
 2004-05 Cardinal 45-83 STAN
 Cardinal 41-84 OSU
 2005-06 Cardinal 80-60 OSU
 Cardinal 87-54 STAN
 2006-07 Cardinal 69-55 STAN
 Cardinal 70-55 OSU
 2007-08 Cardinal 81-45 STAN
 Cardinal 69-59 OSU
 Cardinal 64-41 SJ(5)
 2008-09 Cardinal 69-54 OSU
 Cardinal 72-43 STAN
 2009-10 Cardinal 63-47 STAN
 Cardinal 82-48 OSU
 2010-11 Cardinal 74-44 OSU
 Cardinal 73-37 STAN
 2011-12 Cardinal 67-60 STAN
 Cardinal 78-45 OSU
 2012-13 Cardinal 65-45 OSU
 Cardinal 90-53 STAN
 2013-14 Cardinal 89-67 STAN
 2014-15 Cardinal 69-58 OSU
 2015-16 Beavers 58-50 OSU
 Cardinal 76-54 STAN

OREGON STATE vs. UCLA
Pac-12: Bruins lead series, 40-21
 1986-87 Beavers 74-69 UCLA
 Bruins 65-53 OSU
 1987-88 Bruins 66-51 UCLA
 Bruins 77-60 OSU
 1988-89 Beavers 81-58 OSU
 Bruins 77-61 UCLA
 1989-90 Bruins 82-60 OSU
 Bruins 74-55 UCLA
 1990-91 Bruins 66-55 UCLA
 Beavers 89-83 OSU
 1991-92 Bruins 89-71 UCLA
 Bruins 71-70 OSU
 1992-93 Beavers 71-67 UCLA
 Beavers 71-68 OSU
 1993-94 Bruins 76-61 OSU
 Beavers 83-62 UCLA
 Bruins 84-73 UCLA
 1994-95 Beavers 95-75 OSU
 Beavers 82-70 OSU
 Bruins 68-56 UCLA
 1995-96 Beavers 77-54 UCLA
 Bruins 79-68 OSU
 1997-98 Bruins 76-72 OSU
 Bruins 81-70 UCLA
 1998-99 Bruins 105-50 UCLA
 Bruins 90-68 OSU
 1999-00 Bruins 83-60 UCLA
 Beavers 72-52 OSU
 2000-01 Beavers 71-58 OSU
 Beavers 65-57 UCLA
 2001-02 Beavers 79-65 UCLA
 Beavers 77-36 OSU

2002-03 Bruins 58-54 OSU
 Bruins 82-71 UCLA
 2003-04 Beavers 82-68 OSU
 Bruins 91-58 UCLA
 2004-05 Bruins 45-73 UCLA
 Bruins 54-74 OSU
 2005-06 Bruins 79-64 UCLA
 Bruins 72-59 OSU
 2006-07 Beavers 56-52 UCLA
 Bruins 75-65 OSU
 2007-08 Bruins 74-70 UCLA
 Bruins 55-52 OSU
 2008-09 Bruins 60-53 UCLA
 Beavers 61-58 OSU
 Bruins 61-58 USC(6)
 2009-10 Bruins 70-44 UCLA
 Bruins 74-53 OSU
 Bruins 60-44 USC(6)
 2010-11 Bruins 58-46 UCLA
 Bruins 58-48 OSU
 2011-12 Bruins 69-60 UCLA
 2012-13 Bruins 68-64 OSU
 2013-14 Bruins 66-63 UCLA
 Beavers 70-54 OSU
 2014-15 Beavers 65-47 UCLA
 Beavers 82-64 OSU
 2015-16 Bruins 71-51 UCLA
 Beavers 64-54 OSU
 Beavers 69-57 SEA

OREGON STATE vs. USC
Pac-12: Trojans lead series, 38-23
 1986-87 Trojans 99-82 USC
 Trojans 101-84 OSU
 1987-88 Trojans 73-62 USC
 Trojans 67-62 OSU
 1988-89 Trojans 65-56 OSU
 Trojans 86-68 USC
 1989-90 Trojans 50-46 OSU
 Trojans 64-49 USC
 1990-91 Beavers 73-71 USC
 Trojans 65-60 OSU
 1991-92 Trojans 84-45 USC
 Trojans 78-66 OSU
 1992-93 Trojans 82-57 USC
 Beavers 64-59 OSU
 1993-94 Trojans 63-56 OSU
 Trojans 69-64 USC
 1994-95 Beavers 69-56 USC
 Beavers 92-59 OSU
 1995-96 Beavers 64-62 OSU
 Trojans 67-66 USC
 1996-97 Trojans 85-72 USC
 Trojans 86-80 OSU
 1997-98 Beavers 57-52 OSU
 Trojans 80-68 USC
 1998-99 Trojans 53-49 USC
 Beavers 55-49 OSU
 1999-00 Beavers 57-53 USC
 Beavers 73-66 OSU
 2000-01 Trojans 69-67 OT USC
 Beavers 78-68 USC
 2001-02 Trojans 69-65 USC
 Trojans 60-58 OSU
 Beavers 69-68 UO(3)
 2002-03 Beavers 63-61 OSU
 Trojans 87-44 USC
 2003-04 Beavers 72-67 OSU
 Beavers 73-66 USC
 2004-05 Trojans 51-62 USC
 Trojans 59-69 OSU
 2005-06 Trojans 72-62 USC
 Beavers 67-64 OSU
 2006-07 Trojans 59-51 USC
 Trojans 68-65 OSU
 2007-08 Trojans 59-47 USC
 Beavers 55-54 OSU
 2008-09 Trojans 78-54 USC
 Beavers 61-58 OSU
 2009-10 Trojans 61-34 USC
 Trojans 53-50 OSU
 2010-11 Trojans 53-45 USC
 Trojans 70-51 OSU

2011-12	Beavers	65-61	OT	USC
2012-13	Trojans	56-55		OSU
	Trojans	64-57	SEA(12)	
2013-14	Trojans	81-60		USC
	Beavers	58-48		OSU
	Trojans	72-61	SEA(12)	
2014-15	Beavers	76-66		USC
	Beavers	68-35		OSU
2015-16	Beavers	57-49		USC
	Beavers	76-52		OSU
	Beavers	63-53		SEA

OREGON STATE vs. UTAH
Pac-12: Beavers lead series, 7-2

2011-12	Beavers	62-49		OSU
	Utes	63-56	OT	UTAH
2012-13	Utes	66-40		UTAH
	Beavers	54-46		OSU
2013-14	Beavers	60-47		OSU
	Beavers	50-35	SEA(12)	
2014-15	Beavers	52-42		UTAH
2015-16	Beavers	62-53		UTAH
	Beavers	72-53		OSU

OREGON STATE vs. WASHINGTON
Pac-12: Huskies lead series, 43-20

1986-87	Huskies	67-51		UW
	Huskies	69-67		OSU
1987-88	Huskies	68-50		OSU
	Huskies	77-49		UW
1988-89	Huskies	71-60		UW
	Huskies	75-63		OSU
1989-90	Huskies	69-47		UW
	Huskies	73-56		OSU
1990-91	Beavers	84-67		OSU
	Huskies	68-61		UW
1991-92	Huskies	59-48		OSU
	Huskies	73-70		UW
1992-93	Huskies	71-57		OSU
	Huskies	81-71		UW
1993-94	Huskies	94-61		UW
	Beavers	67-59		OSU
1994-95	Huskies	63-58		OSU
	Beavers	74-70		UW
1995-96	Beavers	69-66		UW
	Beavers	78-72		OSU
1996-97	Huskies	69-54		OSU
	Huskies	72-68		UW
1997-98	Huskies	78-64		UW
	Huskies	84-74		OSU
1998-99	Huskies	72-67		OSU
	Huskies	73-64		UW
1999-00	Beavers	78-59		OSU
	Beavers	57-50		UW
2000-01	Huskies	69-67		UW
	Huskies	77-70		OSU
2001-02	Huskies	74-58		OSU
	Beavers	73-71	OT	UW
2002-03	Huskies	82-56		UW
	Beavers	100-86		OSU
2003-04	Huskies	87-74		UW
	Beavers	62-59		OSU
2004-05	Huskies	64-75		OSU
	Huskies	53-84		OSU
	Huskies	66-81	SJ(5)	
2005-06	Huskies	70-53		OSU
	Huskies	66-51		UW
2006-07	Huskies	71-67	OT	OSU
	Huskies	70-59		UW
2007-08	Beavers	68-64		OSU
	Huskies	58-53		UW
2008-09	Beavers	69-55		UW
	Beavers	77-63		OSU
2009-10	Huskies	69-64		UW
	Huskies	67-49		OSU
	Beavers	52-42	USC(6)	
2010-11	Huskies	55-52		OSU
	Beavers	51-46		UW
2011-12	Beavers	60-55		OSU
	Beavers	78-73		UW
	Huskies	55-49		OSU
2012-13	Huskies	81-77	OT	UW
	Huskies	49-44		OSU

2013-14	Beavers	75-68		OSU
	Beavers	77-57		UW
2014-15	Beavers	75-67		OSU
	Huskies	76-67		UW
2015-16	Beavers	61-53		UW
	Beavers	57-55		SEA

OREGON STATE vs. WASHINGTON STATE
Pac-12: Beavers lead series, 38-23

1986-87	Beavers	74-68		WSU
	Beavers	85-68		OSU
1987-88	Beavers	54-53		OSU
	Cougars	77-64		WSU
1988-89	Beavers	66-63		WSU
	Cougars	68-66		OSU
1989-90	Cougars	100-57		WSU
	Beavers	69-63		OSU
1990-91	Cougars	87-63		OSU
	Cougars	61-59		WSU
1991-92	Beavers	81-69		OSU
	Cougars	77-74		WSU
1992-93	Beavers	75-55		OSU
	Cougars	68-67		WSU
1993-94	Cougars	82-77		WSU
	Beavers	81-76		OSU
1994-95	Beavers	80-71		OSU
	Cougars	84-79		WSU
1995-96	Cougars	64-63		WSU
	Beavers	87-50		OSU
1996-97	Beavers	77-58		OSU
	Beavers	67-60		WSU
1997-98	Cougars	69-57		WSU
	Cougars	75-67		OSU
1998-99	Beavers	57-54		OSU
	Cougars	70-52		WSU
1999-00	Beavers	72-52		OSU
	Beavers	65-62		WSU
2000-01	Beavers	64-46		WSU
	Beavers	94-60		OSU
2001-02	Beavers	57-33		OSU
	Beavers	74-52		WSU
2002-03	Beavers	65-62		WSU
	Beavers	62-46		OSU
2003-04	Beavers	62-51		WSU
	Beavers	65-55		OSU
	Beavers	62-42		SJ
2004-05	Beavers	83-55		OSU
	Cougars	63-68		WSU
2005-06	Beavers	68-67	OT	OSU
	Beavers	59-50		WSU
	Beavers	77-38		SJ(5)
2006-07	Cougars	58-41		OSU
	Beavers	66-61		WSU
2007-08	Beavers	60-35		OSU
	Cougars	56-52		WSU
2008-09	Cougars	65-52		WSU
	Beavers	52-42		OSU
2009-10	Beavers	63-49		OSU
	Beavers	50-45		WSU
2010-11	Cougars	58-50		OSU
	Cougars	67-64		WSU
2011-12	Cougars	61-54	OT	OSU
	Beavers	51-39		WSU
	Cougars	65-56	USC(10)	
2012-13	Cougars	76-73	OT	WSU
	Cougars	51-49		OSU
2013-14	Beavers	72-57		OSU
	Beavers	67-53		WSU
	Beavers	70-60	SEA(12)	
2014-15	Beavers	73-70		OSU
	Beavers	61-56		WSU
2015-16	Beavers	54-45		WSU

STANFORD vs. UCLA
Pac-12: Cardinal leads series, 58-10

1986-87	Cardinal	62-60		STAN
	Bruins	64-49		UCLA
1987-88	Bruins	74-64		UCLA
	Bruins	75-74		STAN
1988-89	Cardinal	73-71		UCLA
	Cardinal	104-66		STAN
1989-90	Cardinal	98-80		UCLA
	Cardinal	91-65		STAN

1990-91	Cardinal	77-69		STAN
	Cardinal	91-77		UCLA
1991-92	Cardinal	95-92		STAN
	Cardinal	92-69		UCLA
1992-93	Cardinal	79-70		STAN
	Cardinal	71-54		UCLA
1993-94	Bruins	80-73		UCLA
	Cardinal	94-82		STAN
1994-95	Cardinal	88-49		STAN
	Cardinal	84-49		UCLA
1995-96	Cardinal	81-77		STAN
	Cardinal	61-59		UCLA
1996-97	Cardinal	74-62		UCLA
	Cardinal	98-68		STAN
1997-98	Cardinal	75-70		UCLA
	Cardinal	105-80		STAN
1998-99	Bruins	80-72		STAN
	Cardinal	87-84		UCLA
1999-00	Cardinal	83-68		STAN
	Bruins	64-61		UCLA
2000-01	Cardinal	60-52		UCLA
	Cardinal	83-69		STAN
2001-02	Cardinal	81-50		STAN
	Cardinal	98-80		UCLA
	Cardinal	96-61		UO(3)
2002-03	Cardinal	80-78		UCLA
	Cardinal	79-61		STAN
	Cardinal	69-64		SJ(3)
2003-04	Cardinal	78-71	OT	UCLA
	Cardinal	63-54		STAN
	Cardinal	70-66		SJ(5)
2004-05	Cardinal	100-75		STAN
	Cardinal	81-68		UCLA
2005-06	Cardinal	91-68		STAN
	Bruins	90-80		UCLA
	Bruins	85-76	OT	SJ(5)
2006-07	Cardinal	68-59		UCLA
	Cardinal	65-54		STAN
2007-08	Bruins	69-56		UCLA
	Cardinal	75-62		STAN
	Cardinal	78-45		SJ(5)
2008-09	Cardinal	68-51		STAN
	Cardinal	69-58		UCLA
	Cardinal	73-47		USC(6)
2009-10	Cardinal	65-61		UCLA
	Cardinal	74-53		STAN
	Cardinal	70-46		USC(6)
2010-11	Cardinal	64-38		STAN
	Cardinal	67-53		UCLA
	Cardinal	64-55		USC(9)
2011-12	Cardinal	77-50		UCLA
	Cardinal	82-59		STAN
2012-13	Cardinal	75-49		STAN
	Cardinal	68-57		UCLA
	Cardinal	51-49		SEA(12)
2013-14	Cardinal	72-55		STAN
	Cardinal	65-56		UCLA
2014-15	Cardinal	79-70		UCLA
	Cardinal	68-50		STAN
	Cardinal	67-62		SEA
2015-16	Bruins	56-36		UCLA

STANFORD vs. USC
Pac-12: Cardinal leads series, 55-10

1986-87	Trojans	72-59		STAN
	Trojans	79-57		STAN
1987-88	Trojans	87-69		USC
	Cardinal	77-67		STAN
1988-89	Cardinal	89-50		USC
	Cardinal	100-85		STAN
1989-90	Cardinal	98-64		USC
	Cardinal	86-60		STAN
1990-91	Cardinal	77-69		STAN
	Cardinal	76-58		USC
1991-92	Cardinal	87-72		STAN
	Cardinal	73-51		USC
	Cardinal	82-62		UW(2)
1992-93	Trojans	67-57		USC
	Cardinal	76-67		STAN
1993-94	Trojans	83-71		USC
	Cardinal	80-50		STAN

since becoming a member of the Pac-12

1994-95	Cardinal	109-53		STAN
	Cardinal	71-52		USC
1995-96	Cardinal	87-66		STAN
	Cardinal	77-54		USC
1996-97	Cardinal	77-76		USC
	Cardinal	103-69		STAN
1997-98	Cardinal	89-55		USC
	Cardinal	91-63		STAN
1998-99	Cardinal	69-49		STAN
	Cardinal	60-59		USC
1999-00	Cardinal	69-56		STAN
	Cardinal	66-64		USC
2000-01	Cardinal	89-75		USC
	Trojans	62-59		STAN
2001-02	Cardinal	78-66		STAN
	Cardinal	78-60		USC
2002-03	Trojans	75-72		USC
	Cardinal	63-55		STAN
2003-04	Trojans	59-56		USC
	Cardinal	75-57		STAN
2004-05	Cardinal	94-58		STAN
	Cardinal	88-62		USC
	Cardinal	73-69		SJ(5)
2005-06	Cardinal	77-56		STAN
	Cardinal	78-69		USC
	Cardinal	73-44		SJ(5)
2006-07	Cardinal	62-46		USC
	Cardinal	56-53		STAN
	Cardinal	67-52		SJ(5)
2007-08	Trojans	73-72		USC
	Cardinal	77-51		STAN
2008-09	Cardinal	81-53		STAN
	Cardinal	85-74		USC
	Cardinal	89-64		USC(6)
2009-10	Cardinal	82-62		USC
	Cardinal	77-39		STAN
2010-11	Cardinal	95-51		STAN
	Cardinal	78-64		USC
2011-12	Cardinal	61-53		USC
	Cardinal	69-52		STAN
2012-13	Cardinal	75-66		STAN
	Cardinal	79-55		USC
2013-14	Cardinal	86-59		STAN
	Cardinal	64-59		USC
	Trojans	72-68		SEA(12)
2014-15	Cardinal	71-60		USC
	Cardinal	79-60		STAN
2015-16	Cardinal	57-47		USC

STANFORD vs. UTAH
Pac-12: Cardinal leads series, 8-0

since becoming a member of the Pac-12

1996-97	Cardinal	90-64	UW
	Cardinal	106-76	STAN
1997-98	Cardinal	90-70	STAN
	Cardinal	71-59	UW
1998-99	Cardinal	70-63	UW
	Huskies	74-62	STAN
1999-00	Huskies	85-83	UW
	Cardinal	76-46	STAN
2000-01	Cardinal	76-68	STAN
	Huskies	95-87	UW
2001-02	Cardinal	75-67	UW
	Cardinal	81-65	STAN
2002-03	Cardinal	77-63	STAN
	Huskies	92-68	UW
2003-04	Cardinal	77-69	UW
	Cardinal	85-59	STAN
2004-05	Cardinal	74-61	STAN
	Cardinal	82-60	UW
2005-06	Huskies	77-72	UW
	Cardinal	100-69	STAN
2006-07	Cardinal	77-56	UW
	Cardinal	80-54	STAN
2007-08	Cardinal	77-42	STAN
	Cardinal	73-53	UW
2008-09	Cardinal	112-35	STAN
	Cardinal	76-54	UW
2009-10	Cardinal	66-51	STAN
	Cardinal	58-36	UW
2010-11	Cardinal	80-51	UW
	Cardinal	62-52	STAN
2011-12	Cardinal	65-47	STAN
	Cardinal	76-57	USC(10)
2012-13	Cardinal	71-36	UW
2013-14	Huskies	87-82	UW
	Cardinal	83-60	STAN
2014-15	Cardinal	60-56	UW
	Cardinal	82-69	STAN
2015-16	Cardinal	69-53	STAN
	Huskies	73-65	SEA
	Huskies	76-85	NCAA(13)

STANFORD vs. WASHINGTON STATE
Pac-12: Cardinal leads series, 58-0

1986-87	Cardinal	71-67	WSU
	Cardinal	73-61	STAN
1987-88	Cardinal	59-54	WSU
	Cardinal	66-53	STAN
1988-89	Cardinal	89-60	STAN
	Cardinal	89-67	WSU
1989-90	Cardinal	92-70	STAN
	Cardinal	90-64	WSU
1990-91	Cardinal	80-74	WSU
	Cardinal	93-63	STAN
1991-92	Cardinal	89-71	WSU
	Cardinal	86-63	STAN
1992-93	Cardinal	78-44	WSU
	Cardinal	100-56	STAN
1993-94	Cardinal	82-67	WSU
	Cardinal	87-58	STAN
1994-95	Cardinal	94-59	STAN
	Cardinal	81-47	WSU
1995-96	Cardinal	66-50	STAN
	Cardinal	87-63	WSU
1996-97	Cardinal	84-75	WSU
	Cardinal	82-45	STAN
1997-98	Cardinal	91-53	STAN
	Cardinal	92-74	WSU
1998-99	Cardinal	77-65	WSU
	Cardinal	77-54	STAN
1999-00	Cardinal	83-67	WSU
	Cardinal	78-73	STAN
2000-01	Cardinal	84-67	STAN
	Cardinal	87-78	WSU
2001-02	Cardinal	104-57	WSU
	Cardinal	76-50	STAN
2002-03	Cardinal	85-56	STAN
	Cardinal	84-41	WSU
2003-04	Cardinal	90-69	WSU
	Cardinal	91-67	STAN
2004-05	Cardinal	72-39	STAN
	Cardinal	69-56	WSU
2005-06	Cardinal	76-56	WSU
	Cardinal	78-47	STAN

2006-07	Cardinal	63-55	WSU
	Cardinal	60-34	STAN
2007-08	Cardinal	105-47	STAN
	Cardinal	74-52	WSU
2008-09	Cardinal	102-53	STAN
	Cardinal	76-46	WSU
2009-10	Cardinal	80-43	STAN
	Cardinal	98-67	WSU
2010-11	Cardinal	94-50	WSU
	Cardinal	100-59	STAN
2011-12	Cardinal	75-41	STAN
2012-13	Cardinal	72-50	WSU
	Cardinal	79-60	SEA(12)
2013-14	Cardinal	77-69	WSU
	Cardinal	84-64	STAN
2014-15	Cardinal	86-76	OT WSU
	Cardinal	75-56	STAN
2015-16	Cardinal	69-52	STAN

UCLA vs. USC
Pac-12: Trojans lead series, 40-22

1986-87	Trojans	76-72	UCLA
	Trojans	81-75	USC
1987-88	Trojans	67-56	UCLA
	Trojans	86-63	USC
1988-89	Bruins	72-62	USC
	Trojans	90-75	UCLA
1989-90	Bruins	83-68	USC
	Bruins	76-72	UCLA
1990-91	Trojans	73-69	UCLA
	Bruins	83-79	USC
1991-92	Trojans	62-60	USC
	Trojans	73-71	USC
1992-93	Trojans	73-60	USC
	Trojans	66-57	UCLA
1993-94	Trojans	85-70	USC
	Trojans	83-66	UCLA
1994-95	Trojans	56-55	UCLA
	Trojans	70-65	USC
1995-96	Trojans	96-77	USC
	Bruins	80-64	UCLA
1996-97	Trojans	60-56	UCLA
	Trojans	87-74	USC
1997-98	Bruins	74-68	USC
	Bruins	87-73	UCLA
1998-99	Bruins	94-53	UCLA
	Bruins	82-64	USC
1999-00	Bruins	82-62	UCLA
	Trojans	69-73	USC
2000-01	Bruins	65-53	UCLA
	Trojans	61-56	USC
2001-02	Trojans	67-57	UCLA
	Trojans	71-58	USC
2002-03	Bruins	72-64	UCLA
	Trojans	72-68	USC
2003-04	Trojans	64-51	USC
	Bruins	68-64	UCLA
2004-05	Bruins	62-61	UCLA
	Trojans	77-80	UCLA
2005-06	Trojans	73-70	USC
	Trojans	77-73	UCLA
2006-07	Trojans	75-72	UCLA
	Trojans	62-55	USC
2007-08	Trojans	64-56	USC
	Trojans	49-36	UCLA
2008-09	Bruins	73-52	SJ(10)
	Trojans	87-75	UCLA
2009-10	Trojans	87-76	USC
	Trojans	70-63	USC
2009-10	Bruins	74-56	UCLA
	Bruins	59-53	USC(6)
2010-11	Bruins	61-42	UCLA
	Bruins	74-67	USC
2011-12	Trojans	47-43	UCLA
	Trojans	66-54	USC
2012-13	Bruins	68-54	USC
	Bruins	63-58	UCLA
2013-14	Bruins	56-54	UCLA
	Trojans	54-68	USC
2014-15	Bruins	59-52	USC
	Bruins	71-60	UCLA
2015-16	Bruins	78-73	UCLA
	Trojans	71-68	USC

UCLA vs. UTAH			
Pac-12: Bruins lead series, 8-0			
2011-12	Bruins	65-60	UTAH
2012-13	Bruins	70-42	UCLA
	Bruins	54-43	SEA(12)
2013-14	Bruins	55-38	UCLA
	Bruins	62-52	UTAH
2014-15	Bruins	49-46	UTAH
2015-16	Bruins	58-45	UCLA
	Bruins	69-63	UTAH

UCLA vs. WASHINGTON
Pac-12: Huskies lead series, 33-25

1986-87	Huskies	77-64	UW
	Huskies	82-69	UCLA
1987-88	Huskies	82-76	UW
	Huskies	84-70	UCLA
1988-89	Huskies	79-68	UW
	Huskies	64-62	UCLA
1989-90	Huskies	76-63	UCLA
	Huskies	83-68	UW
1990-91	Huskies	75-71	UW
	Huskies	64-54	UCLA
1991-92	Bruins	91-60	UCLA
	Bruins	65-62	UW
1992-93	Bruins	68-59	UCLA
	Huskies	80-72	UW
1993-94	Huskies	86-81	UCLA
	Bruins	65-62	UW
1994-95	Huskies	81-68	UW
	Huskies	57-54	UCLA
1995-96	Huskies	78-66	UCLA
	Huskies	70-48	UW
1996-97	Huskies	98-75	UW
	Huskies	76-75	UCLA
1997-98	Bruins	80-59	UW
	Bruins	96-72	UCLA
1998-99	Bruins	90-53	UCLA
	Huskies	96-85	UW
1999-00	Bruins	90-54	UCLA
	Bruins	85-66	UW
2000-01	Huskies	73-54	UW
	Bruins	81-56	UCLA
2001-02	Huskies	86-53	UW
	Huskies	68-48	UCLA
2002-03	Bruins	72-46	UCLA
	Huskies	111-77	UW
2003-04	Bruins	65-60	UCLA
	Huskies	64-59	UW
2004-05	Bruins	74-62	UW
	Bruins	86-81	UCLA
2005-06	Huskies	96-75	UW
	Bruins	83-75	UCLA
2006-07	Huskies	72-67	UW
	Bruins	73-67	UCLA
2007-08	Bruins	59-57	UW
	Bruins	75-68	UCLA
2008-09	Bruins	74-66	UCLA
	Huskies	59-49	UW
2009-10	Bruins	69-65	UW
	Bruins	73-55	UCLA
2010-11	Bruins	60-48	UW
	Bruins	60-42	UCLA
2011-12	Bruins	79-73	OT UCLA
	Huskies	67-59	UW
2012-13	Bruins	85-68	UCLA
	Bruins	65-61	UW
2013-14	Huskies	70-58	UCLA
2014-15	Huskies	74-61	UW
2015-16	Huskies	64-56	WASH
	Bruins	63-59	UCLA

UCLA vs. WASHINGTON STATE
Pac-12: Bruins lead series, 52-7

1986-87	Bruins	67-63	WSU
	Bruins	81-56	UCLA
1987-88	Cougars	53-52	WSU
	Bruins	74-60	UCLA
1988-89	Bruins	82-69	WSU
	Bruins	91-72	UCLA
1989-90	Bruins	84-74	UCLA
	Cougars	84-72	WSU

1990-91	Cougars	78-77	WSU
	Bruins	78-70	UCLA
1991-92	Bruins	80-75	UCLA
	Bruins	76-68	WSU
1992-93	Bruins	82-75	UCLA
	Bruins	77-74	UCLA
1993-94	Bruins	108-76	UCLA
	Cougars	81-74	WSU
1994-95	Cougars	85-80	WSU
	Bruins	71-57	UCLA
1995-96	Bruins	85-75	UCLA
	Cougars	88-81	OT WSU
1996-97	Bruins	77-73	WSU
	Bruins	85-63	UCLA
1997-98	Bruins	76-70	WSU
	Bruins	80-74	UCLA
1998-99	Bruins	100-70	UCLA
	Bruins	104-70	WSU
1999-00	Bruins	87-60	UCLA
	Bruins	96-86	WSU
2000-01	Cougars	74-52	WSU
	Bruins	93-61	UCLA
2001-02	Bruins	76-64	WSU
	Bruins	79-55	UCLA
2002-03	Bruins	93-51	UCLA
	Bruins	86-70	WSU
2003-04	Bruins	78-58	UCLA
	Bruins	78-57	WSU
2004-05	Bruins	89-69	WSU
	Bruins	68-63	UCLA
2005-06	Bruins	73-63	WSU
	Bruins	77-50	UCLA
2006-07	Bruins	74-71	WSU
	Bruins	73-70	UCLA
	Bruins	72-58	SJ(5)
2007-08	Bruins	76-56	WSU
	Bruins	68-56	UCLA
2008-09	Bruins	83-48	UCLA
	Bruins	65-50	WSU
2009-10	Bruins	59-56	WSU
	Bruins	93-58	UCLA
2010-11	Bruins	80-55	WSU
	Bruins	66-48	UCLA
2011-12	Bruins	73-52	UCLA
	Cougars	76-65	WSU
2012-13	Bruins	78-52	WSU
	Bruins	80-65	WSU
2013-14	Bruins	79-72	UCLA
2014-15	Bruins	75-41	WSU
2015-16	Bruins	75-73	WSU
	Bruins	73-61	UCLA

USC vs. UTAH
Pac-12: Trojans lead series, 5-2

2011-12	Utes	63-55	UTAH
2012-13	Utes	63-60	USC
2013-14	Trojans	55-47	USC
	Trojans	67-57	UTAH
2014-15	Trojans	46-43	UTAH
	Trojans	73-54	USC
2015-16	Trojans	70-59	UTAH

USC vs. WASHINGTON
Pac-12: Huskies lead series, 36-27

1986-87	Huskies	73-61	UW
	Trojans	91-67	USC
1987-88	Huskies	82-80	UW
	Trojans	77-74	USC
1988-89	Huskies	104-73	UW
	Huskies	75-67	USC
1989-90	Huskies	68-47	USC
	Huskies	76-40	UW
1990-91	Huskies	77-63	UW
	Trojans	69-62	USC
1991-92	Trojans	74-67	USC
	Trojans	62-58	UW
1992-93	Trojans	74-61	USC
	Trojans	46-45	UW
1993-94	Trojans		

1995-96	Huskies	69-67	USC
	Huskies	73-67	UW
1996-97	Trojans	69-68	UW
	Huskies	71-66	USC
1997-98	Huskies	67-60	UW
	Trojans	65-63	USC
1998-99	Huskies	79-71	USC
	Huskies	74-54	UW
1999-00	Trojans	77-66	USC
	Trojans	88-76 OT	UW
2000-01	Huskies	91-79 OT	UW
	Trojans	88-76	USC
2001-02	Huskies	80-79 OT	UW
	Huskies	69-63	USC
	Huskies	97-87	UW (4)
2002-03	Huskies	83-81 OT	USC
	Huskies	94-76	UW
	Huskies	64-63	SJ (5)
2003-04	Trojans	70-50	USC
	Huskies	72-70	UW
	Huskies	67-50	SJ(5)
2004-05	Trojans	62-52	UW
	Trojans	73-68	USC
2005-06	Trojans	64-61	UW
	Huskies	87-79 OT2	USC
	Trojans	70-67	SJ(5)
2006-07	Huskies	76-60	UW
	Trojans	78-58	USC
	Trojans	81-77	SJ(5)
2007-08	Huskies	60-45	UW
	Trojans	68-52	USC
2008-09	Trojans	90-82	USC
	Trojans	77-53	UW
2009-10	Trojans	69-65	UW
	Trojans	56-51	USC
2010-11	Trojans	60-51	UW
	Trojans	65-61 OT	USC
2011-12	Huskies	67-61	USC
	Trojans	62-55	UW
2012-13	Trojans	81-72	USC
	Huskies	61-58	UW
2013-14	Huskies	63-55	USC
2014-15	Huskies	60-48	UW
2015-16	Huskies	69-60	UW
	Huskies	61-53	USC

USC vs. WASHINGTON STATE
Pac-12: Trojans lead series, 45-17

1986-87	Trojans	95-55	WSU
	Trojans	89-55	USC
1987-88	Cougars	77-60	WSU
	Trojans	86-64	USC
1988-89	Cougars	85-69	WSU
	Trojans	87-67	USC
1989-90	Cougars	70-59	USC
	Cougars	73-64	WSU
1990-91	Cougars	74-47	WSU
	Trojans	69-51	USC
1991-92	Trojans	71-65	USC
	Trojans	67-63	WSU
1992-93	Trojans	69-63	USC
	Trojans	55-52	WSU
1993-94	Trojans	101-70	USC
	Trojans	82-62	WSU
1994-95	Cougars	62-61	WSU
	Trojans	92-64	USC
1995-96	Cougars	90-86	USC
	Trojans	87-81	WSU
1996-97	Trojans	70-63	WSU
	Trojans	101-59	USC
1997-98	Trojans	57-48	WSU
	Cougars	68-65	USC
1998-99	Cougars	65-58	USC
	Cougars	61-53	WSU
1999-00	Trojans	71-61	USC
	Trojans	62-59	WSU
2000-01	Cougars	79-78	WSU
	Trojans	84-51	USC
2001-02	Trojans	87-66	WSU
	Trojans	79-38	USC
2002-03	Trojans	92-44	USC
	Trojans	89-36	WSU
	Trojans	53-46	SJ(5)

2003-04	Trojans	82-52	USC
	Trojans	83-47	WSU
2004-05	Trojans	77-75	WSU
	Trojans	69-62	USC
2005-06	Trojans	81-60	WSU
	Trojans	75-67	USC
2006-07	Trojans	62-56	WSU
	Trojans	65-47	USC
2007-08	Trojans	62-58	WSU
	Trojans	64-46	USC
2008-09	Trojans	75-57	USC
	Trojans	68-57	WSU
2009-10	Trojans	61-51	WSU
	Cougars	64-52	USC
2010-11	Trojans	72-57	WSU
	Trojans	74-67	USC
	Trojans	78-66	USC(8)
2011-12	Trojans	67-62	USC
	Trojans	65-54	WSU
	Trojans	69-55	USC(10)
2012-13	Trojans	61-59	USC
	Cougars	57-54	WSU
2013-14	Cougars	79-75	USC
2014-15	Cougars	68-62	WSU
2015-16	Cougars	73-61	WSU
	Trojans	64-62	USC
	Trojans	77-73	SEA

UTAH vs. WASHINGTON
Pac-12: Huskies lead series, 6-5

2011-12	Utes	49-36 OT	UW
	Huskies	52-39	UW(4)
2012-13	Utes	60-48	UTAH
2013-14	Huskies	53-52(OT)	UW
	Huskies	67-66	UTAH
	Utes	65-53	SEA(12)
2014-15	Huskies	63-51	UW
	Utes	69-61	UTAH
	Huskies	75-64	SEA
2015-16	Utes	88-83	UTAH
	Huskies	73-60	UW

UTAH vs. WASHINGTON STATE
Pac-12: Series tied, 4-4

2011-12	Cougars	60-43	WSU
2012-13	Utes	59-47	UTAH
2013-14	Utes	59-57	WSU
	Cougars	83-73	UTAH
2014-15	Cougars	63-54	WSU
	Cougars	61-52	UTAH
2015-16	Utes	73-71	UTAH
	Utes	75-69	WSU

WASHINGTON vs. WASHINGTON STATE
Pac-12: Huskies lead series, 53-5

1986-87	Huskies	79-71	UW
	Huskies	91-57	WSU
1987-88	Huskies	81-72	WSU
	Huskies	76-58	UW
1988-89	Huskies	84-64	UW
	Huskies	69-63	WSU
1989-90	Huskies	85-54	WSU
	Huskies	76-57	UW
1990-91	Huskies	77-61	UW
	Huskies	69-56	WSU
1991-92	Huskies	73-68	WSU
	Huskies	80-73	UW
1992-93	Cougars	75-72 OT	UW
	Huskies	77-62	WSU
1993-94	Huskies	85-69	WSU
	Huskies	89-64	UW
1994-95	Huskies	82-64	UW
	Cougars	72-67	WSU
1995-96	Huskies	93-76	WSU
	Huskies	78-60	UW
1996-97	Huskies	78-56	UW
	Huskies	65-45	WSU
1997-98	Huskies	73-58	WSU
	Huskies	81-63	UW
1998-99	Huskies	91-69	UW
	Huskies	72-70	WSU
1999-00	Huskies	56-55	UW
	Huskies	64-56	WSU

2000-01	Huskies	91-71	WSU
	Huskies	80-64	UW
2001-02	Huskies	98-64	UW
	Huskies	75-68	WSU
2002-03	Huskies	77-69	WSU
	Huskies	73-49	UW
2003-04	Huskies	72-54	UW
	Huskies	82-64	WSU
2004-05	Huskies	68-61	WSU
	Huskies	76-72	UW
2005-06	Huskies	73-70	WSU
	Huskies	83-57	UW
2006-07	Huskies	86-64	WSU
	Huskies	81-49	UW
2007-08	Huskies	61-46	WSU
	Huskies	84-40	UW
2008-09	Huskies	71-54	UW
	Huskies	62-55	WSU
2009-10	Huskies	76-70 OT	WSU
	Huskies	70-54	UW
2010-11	Huskies	64-52	UW
	Huskies	65-48	WSU
2011-12	Huskies	60-51	WSU
	Huskies	60-56	UW
2012-13	Huskies	60-53	UW
	Huskies	79-72	WSU
2013-14	Cougars	82-80	WSU
	Cougars	85-76	UW
2014-15	Cougars	83-72	UW
	Huskies	83-43	WSU
2015-16	Huskies	79-64	WSU
	Huskies	69-63	UW

- (1) NCAA Tournament, Las Vegas, Nev.
- (2) NCAA Tournament, Seattle, Wash.
- (3) State Farm Pac-10 Tournament, McArthur Court, Eugene, Ore.
- (4) Postseason WNIT
- (5) State Farm Pac-10 Tournament, HP Pavilion, San Jose, Calif.
- (6) State Farm Pac-10 Tournament, Galen Center, Los Angeles, Calif.
- (7) Kona Classic, Kona, Hawai'i
- (8) Pacific Life Pac-10 Tournament, Galen Center, Los Angeles, Calif.
- (9) Pacific Life Pac-10 Tournament, STAPLES CENTER, Los Angeles, Calif.
- (10) Pacific Life Pac-12 Tournament, Galen Center, Los Angeles, Calif.
- (11) Pacific Life Pac-12 Tournament, STAPLES CENTER, Los Angeles, Calif.
- (12) Pac-12 Tournament, KeyArena, Seattle, Wash.
- (13) NCAA Tournament, Lexington, Ky.

1976-77

- Delta State
- Immaculata
- St. Joseph's
- Cal State Fullerton
- Tennessee
- Tennessee Tech
- Wayland Baptist
- Montclair State
- Stephen F. Austin
- North Carolina State
- Louisiana State
- Baylor
- UCLA**
- Old Dominion
- SE Louisiana
- Maryland
- Michigan State
- Mississippi College
- Southern Connecticut
- Kansas State

1977-78

- Tennessee
- Wayland Baptist
- North Carolina State
- Montclair State
- UCLA**
- Maryland
- Queens College
- Valdosta State
- Delta State
- Louisiana State
- St. Joseph's
- Old Dominion
- Missouri
- Stephen F. Austin
- Texas
- Ohio State
- Penn State
- Southern Connecticut
- Memphis State
- Mississippi

1978-79

- Old Dominion
- Louisiana Tech
- Tennessee
- Texas
- Stephen F. Austin
- UCLA**
- Rutgers
- Maryland
- Cheyney State
- Wayland Baptist
- North Carolina State
- Valdosta State
- Penn State
- Kansas State
- South Carolina
- Northwestern
- Nevada-Las Vegas
- Long Beach State
- Fordham
- Montclair State

1979-80

- Old Dominion
- Tennessee
- Louisiana Tech
- South Carolina
- Stephen F. Austin
- Maryland
- Texas
- Rutgers
- Long Beach State
- North Carolina State
- Kansas
- Cheyney State
- Kansas State
- Kentucky
- Northwestern
- Mercer
- OREGON**
- Central Missouri State
- San Francisco
- Brigham Young

1980-81

- Louisiana Tech
- Tennessee
- Old Dominion
- USC**
- Cheyney State
- Long Beach State
- UCLA**
- Maryland
- Rutgers
- Kansas
- Kentucky
- OREGON**
- North Carolina State
- Stephen F. Austin
- Illinois State
- Texas
- Jackson State
- Minnesota
- OREGON STATE**
- Clemson

1981-82

- Louisiana Tech
- Cheyney State
- Maryland
- Tennessee
- Texas
- USC**
- Old Dominion
- Rutgers
- Long Beach State
- Penn State
- Villanova
- North Carolina State
- Kentucky
- Kansas State
- South Carolina
- Drake
- Memphis State
- ARIZONA STATE**
- OREGON**
- Missouri

1982-83

- Louisiana Tech
- USC**
- Texas
- Old Dominion
- Cheyney State
- Maryland
- Long Beach State
- Georgia
- Tennessee
- Penn State
- Kentucky
- ARIZONA STATE**
- Mississippi
- Auburn
- Missouri
- North Carolina State
- Kansas State
- North Carolina
- OREGON STATE**
- Louisiana State

1983-84

- Texas
- Louisiana Tech
- Georgia
- Old Dominion
- USC**
- Long Beach State
- Kansas State
- Louisiana State
- Cheyney State
- Mississippi
- Missouri
- Alabama
- Northeast Louisiana
- North Carolina
- Tennessee
- North Carolina State
- Maryland
- Virginia
- Ohio State
- Tenn.-Chattanooga

1984-85

- Texas
- Northeast Louisiana
- Long Beach State
- Louisiana Tech
- Old Dominion
- Mississippi
- Ohio State
- Georgia
- Penn State
- Auburn
- WASHINGTON**
- North Carolina State
- Tennessee
- Western Kentucky
- USC**
- Nevada-Las Vegas
- St. Joseph's
- UCLA**
- Texas Tech
- San Diego State

1985-86

- Texas
- Georgia
- USC**
- Louisiana Tech
- Western Kentucky
- Virginia
- Auburn
- Long Beach State
- Louisiana State
- Rutgers
- Mississippi
- Ohio State
- Penn State
- Iowa
- Tennessee
- North Carolina
- James Madison
- Southern Illinois
- Oklahoma
- Vanderbilt

1986-87

- Texas
- Auburn
- Louisiana Tech
- Long Beach State
- Rutgers
- Georgia
- Tennessee
- Mississippi
- Iowa
- Ohio State
- James Madison
- North Carolina State
- Ohio State
- Louisiana State
- Penn State
- Southern Illinois
- Villanova
- Vanderbilt
- USC**
- WASHINGTON**

1987-88

- Tennessee
- Iowa
- Auburn
- Texas
- Louisiana Tech
- Ohio State
- Long Beach State
- Rutgers
- Maryland
- Virginia
- WASHINGTON**
- Mississippi
- STANFORD**
- James Madison
- USC**
- Montana
- Georgia
- New Mexico State
- Stephen F. Austin
- La Salle

1988-89

- Tennessee
- Auburn
- Louisiana Tech
- STANFORD**
- Maryland
- Texas
- Long Beach State
- Iowa
- Colorado
- Georgia
- Stephen F. Austin
- Mississippi
- North Carolina State
- Ohio State
- Purdue
- Nevada-Las Vegas
- South Carolina
- La Salle
- Western Kentucky
- Old Dominion

1989-90

- Louisiana Tech
- STANFORD**
- WASHINGTON**
- Tennessee
- Nevada-Las Vegas
- Stephen F. Austin
- Georgia
- Texas
- Auburn
- Iowa
- North Carolina State
- Virginia
- Northwestern
- Long Beach State
- Purdue
- Hawaii
- Northern Illinois
- Providence
- South Carolina
- Southern Mississippi
- Tennessee Tech
- Arkansas
- Louisiana State
- Mississippi
- St. Joseph's

1990-91

- Penn State
- Virginia
- Georgia
- Tennessee
- Purdue
- Auburn
- North Carolina State
- Louisiana State
- Arkansas
- Western Kentucky
- STANFORD**
- WASHINGTON**
- Connecticut
- Stephen F. Austin
- Providence
- Texas
- Nevada-Las Vegas
- Long Beach State
- Mississippi
- Rutgers
- Clemson
- Northwestern
- Iowa
- Lamar
- Oklahoma State

1991-92

- Virginia
- Tennessee
- STANFORD**
- Stephen F. Austin
- Mississippi
- Miami (Fla.)
- Iowa
- Maryland
- Penn State
- SW Missouri State
- Purdue
- Texas Tech
- Vanderbilt
- West Virginia

- Western Kentucky
- George Washington
- Kansas
- Alabama
- Texas
- Clemson
- Creighton
- Houston
- USC**
- Colorado
- UC Santa Barbara
- Vermont

1992-93

- Vanderbilt
- Tennessee
- Ohio State
- Iowa
- Texas Tech
- STANFORD**
- Auburn
- Penn State
- Virginia
- Colorado
- Maryland
- Stephen F. Austin
- Western Kentucky
- Louisiana Tech
- USC**
- Texas
- North Carolina
- Vermont
- Bowling Green
- Miami (Fla.)
- Georgia
- Nebraska
- Hawaii
- Kansas
- Northern Illinois
- Oklahoma State

1993-94

- Tennessee
- Penn State
- Connecticut
- North Carolina
- Colorado
- Louisiana Tech
- USC**
- Purdue
- Texas Tech
- Virginia
- STANFORD**
- Vanderbilt
- Iowa
- Seton Hall
- Kansas
- Alabama
- Montana
- WASHINGTON**
- Florida International
- Florida
- Boise State
- Southern Mississippi
- Mississippi
- Bowling Green
- Texas

1994-95

- Connecticut
- Colorado
- Tennessee
- STANFORD**
- Texas Tech
- Vanderbilt
- Penn State
- Louisiana Tech
- Western Kentucky
- Virginia
- North Carolina
- Georgia
- Alabama
- WASHINGTON**
- Arkansas
- Purdue
- Florida
- George Washington
- Mississippi
- Duke
- OREGON STATE**
- San Diego State

- Kansas
- North Carolina State
- Old Dominion

1995-96

- Louisiana Tech
- Connecticut
- STANFORD**
- Tennessee
- Georgia
- Old Dominion
- Iowa
- Penn State
- Texas Tech
- Alabama
- Virginia
- Vanderbilt
- Duke
- Clemson
- Purdue
- Florida
- Colorado
- Wisconsin
- Auburn
- Kansas
- Notre Dame
- OREGON STATE**
- North Carolina State
- Mississippi
- Texas A&M

1996-97

- Connecticut
- Old Dominion
- STANFORD**
- North Carolina
- Louisiana Tech
- Georgia
- Florida
- Alabama
- Louisiana State
- Tennessee
- Kansas
- Virginia
- Auburn
- Texas
- Notre Dame
- Illinois
- Texas Tech
- Colorado
- Stephen F. Austin
- Vanderbilt
- Clemson
- George Washington
- Tulane
- Michigan State
- Western Kentucky

1997-98

- Tennessee
- Old Dominion
- Connecticut
- Louisiana Tech
- STANFORD**
- Texas Tech
- North Carolina
- Duke
- ARIZONA**
- North Carolina State
- Alabama
- Fla. International
- Florida
- Clemson
- W. Kentucky
- Illinois
- Virginia
- Vanderbilt
- Stephen F. Austin
- Hawaii
- Purdue
- Drake
- Iowa
- Iowa St.
- UCLA**

1998-99

1. Purdue
2. Tennessee
3. Louisiana Tech
4. Connecticut
5. Old Dominion
6. Texas Tech
7. Colorado State
8. Notre Dame
9. Rutgers
- 10t. Clemson
- 10t. Duke
12. Georgia
13. Virginia Tech
14. North Carolina
- 15. UCLA**
- 16. OREGON**
17. UC Santa Barbara
18. Penn State
19. Iowa State
20. Virginia
21. Louisiana State
22. Alabama
23. Tulane
24. Florida International
25. Toledo

1999-00

1. Connecticut
2. Tennessee
3. Louisiana Tech
4. Georgia
5. Notre Dame
6. Penn State
7. Iowa State
8. Rutgers
9. UC Santa Barbara
10. Duke
11. Texas Tech
12. Mississippi State
13. Purdue
14. Old Dominion
15. LSU
16. Auburn
17. Boston College
18. Oklahoma
19. Virginia
- 20. OREGON**
- 21. ARIZONA**
22. Tulane
23. North Carolina State
24. Xavier
25. Michigan

2000-01

1. Connecticut
2. Notre Dame
3. Tennessee
4. Georgia
5. Duke
6. Louisiana Tech
7. Oklahoma
8. Iowa State
9. Purdue
10. Vanderbilt
11. Rutgers
12. Xavier
13. Texas Tech
14. Florida
15. SW Missouri State
16. Iowa
17. Utah
18. Louisiana State
19. North Carolina State
20. Colorado
21. Penn State
22. Clemson
23. Baylor
24. Wisconsin
- 25t. ARIZONA STATE**
- 25t. Virginia Tech

2001-02

1. Connecticut
2. Oklahoma
3. Duke
4. Vanderbilt
- 5. STANFORD**
6. Tennessee
7. Baylor
8. Louisiana Tech

9. Purdue
10. Iowa State
11. Kansas State
12. Colorado
13. South Carolina
14. Texas
15. Old Dominion
16. North Carolina
17. Texas Tech
18. Minnesota
19. Cincinnati
20. Colorado State
21. Boston College
22. Louisiana Tech
23. Florida International
- 24t. Florida
- 24t. Penn State

2002-03

1. Connecticut
2. Duke
3. Louisiana State
4. Tennessee
5. Texas
6. Louisiana Tech
7. Texas Tech
8. Kansas State
- 9. STANFORD**
10. Purdue
11. Villanova
12. North Carolina
13. Mississippi State
14. Vanderbilt
15. Penn State
16. South Carolina
17. Minnesota
18. UC Santa Barbara
19. Georgia
20. Ohio State
21. Wisconsin-Green Bay
- 22. ARIZONA**
23. Rutgers
24. Arkansas
- 25t. Boston College
- 25t. George Washington

2003-04

1. Duke
2. Tennessee
3. Purdue
4. Texas
5. Penn State
6. Connecticut
7. Louisiana Tech
8. Kansas State
9. Houston
- 10. STANFORD**
11. Oklahoma
12. North Carolina
13. Vanderbilt
14. Texas Tech
15. Baylor
16. Georgia
17. Colorado
18. Boston College
19. Louisiana State
20. TCU
21. Ohio State
22. Auburn
23. Michigan State
24. Minnesota
25. Villanova

2004-05

- 1. STANFORD**
2. LSU
3. Tennessee
4. North Carolina
5. Duke
6. Baylor
7. Michigan State
8. Ohio State
9. Rutgers
10. Notre Dame
11. Texas
12. Minnesota
13. Connecticut
14. Texas Tech
15. Temple
16. DePaul
17. Kansas State
18. Iowa State

19. Vanderbilt
20. North Carolina State
21. Georgia
22. Penn State
23. Boston College
24. Wisconsin-Green Bay
25. TCU

2005-06

1. North Carolina
2. Ohio State
3. Maryland
4. Duke
5. LSU
6. Tennessee
7. Oklahoma
8. Connecticut
9. Rutgers
10. Baylor
11. Purdue
12. Georgia
- t13. STANFORD**
- t13. DePaul
- 15. ARIZONA STATE**
16. Michigan State
17. Louisiana Tech
18. Utah
19. Temple
20. Texas A&M
- 21. UCLA**
22. BYU
23. Bowling Green
24. New Mexico
25. Minnesota

2006-07

1. Duke
2. Connecticut
3. North Carolina
4. Tennessee
5. Ohio State
- 6. STANFORD**
7. Maryland
- 8. ARIZONA STATE**
9. Vanderbilt
10. LSU
11. Oklahoma
12. Purdue
13. Texas A&M
14. Georgia
15. George Washington
16. Middle Tennessee State
17. N.C. State
18. Baylor
19. Rutgers
20. Bowling Green
21. Marquette
22. Wisconsin Green Bay
23. Louisville
24. Michigan State
25. Montana

2007-08

1. Connecticut
2. North Carolina
3. Tennessee
- 4. STANFORD**
5. Maryland
6. LSU
7. Rutgers
8. Texas A&M
9. Duke
- 10. CALIFORNIA**
11. Old Dominion
12. Baylor
13. Oklahoma State
14. Oklahoma
15. Notre Dame
16. Kansas State
17. West Virginia
18. Utah
19. Louisville
20. George Washington
21. Vanderbilt
22. Marist
23. UTEP
24. Virginia
25. Ohio State

2008-09

1. Connecticut
- 2. STANFORD**
3. Maryland
4. Oklahoma
5. Baylor
6. Duke
7. Louisville
8. Auburn
9. Texas A&M
10. Ohio State
11. North Carolina
12. Florida State
- 13. CALIFORNIA**
14. Vanderbilt
15. Pittsburgh
16. South Dakota State
17. Iowa State
18. Tennessee
- 19. ARIZONA STATE**
20. Xavier
21. Kansas State
22. Florida
23. Notre Dame
24. Virginia
25. Texas

2009-10

1. Connecticut
- 2. STANFORD**
3. Tennessee
4. Nebraska
5. Xavier
6. Duke
7. Notre Dame
8. Ohio State
9. Texas A&M
10. West Virginia
11. Florida State
12. Oklahoma
13. Georgetown
14. Baylor
15. St. John's
16. Iowa State
17. Texas
18. Gonzaga
19. Kentucky
20. Oklahoma State
21. LSU
- 22. UCLA**
23. Georgia
24. Michigan State
25. Hartford

2010-11

1. Connecticut
- 2. STANFORD**
3. Baylor
4. Tennessee
5. Xavier
6. Duke
- 7. UCLA**
8. Texas
9. DePaul
10. Notre Dame
11. Miami (Fla.)
12. Michigan State
13. Green Bay
14. North Carolina
15. Florida State
16. Maryland
17. Kentucky
18. Ohio State
19. Marist
20. Gonzaga
21. Oklahoma
22. Houston
23. Georgetown
24. Georgia Tech
25. Marquette

2011-12

1. Baylor
- 2. STANFORD**
3. Connecticut
4. Notre Dame
5. Maryland
6. Duke
7. Delaware
8. Miami (Fla.)
9. Tennessee
10. UW-Green Bay
11. Penn State
12. Kentucky
13. Purdue
14. St. John's
15. Georgia Tech
16. Ohio State
17. Nebraska
17. Georgetown
19. Louisville
20. Georgia
21. St. Bonaventure
22. Texas A&M
23. Rutgers
24. Princeton
25. South Carolina

2012-13

1. Baylor
2. Notre Dame
3. Connecticut
- STANFORD**
5. Duke
- 6. CALIFORNIA**
7. Kentucky
8. Penn State
9. Texas A&M
10. Tennessee
11. **UCLA**
12. Maryland
13. North Carolina
14. Georgia
15. Delaware
16. Louisville
17. South Carolina
18. Dayton
19. **COLORADO**
20. Green Bay
21. Purdue
22. Syracuse
23. Iowa State
24. Nebraska
25. Florida State

2013-14

1. Connecticut
2. Notre Dame
3. Tennessee
4. Louisville
5. Baylor
- 6. STANFORD**
7. West Virginia
8. South Carolina
9. Duke
10. Kentucky
11. Maryland
12. North Carolina
13. Nebraska
14. Penn State
15. Texas A&M
16. NC State
17. Purdue
18. Gonzaga
19. Iowa
20. Michigan State
21. Oklahoma State
22. Middle Tennessee
23. DePaul
- 24. CALIFORNIA**
- 25. USC**

2014-15

1. Connecticut
2. Notre Dame
3. South Carolina
4. Maryland
5. Baylor
6. Tennessee
7. Florida State
8. Louisville
- 9. ARIZONA STATE**
- 10. OREGON STATE**
11. Kentucky
12. Mississippi State
13. Princeton
- 14. STANFORD**
15. North Carolina
16. Duke
17. Chattanooga
18. Iowa
19. G. Washington
20. Florida Gulf Coast
21. Texas A&M
22. Northwestern
23. Ohio State
- 24. CALIFORNIA**
25. South Florida

2015-16

1. Connecticut
2. Notre Dame
3. South Carolina
4. Baylor
5. Maryland
- 6. OREGON STATE**
7. Texas
8. Louisville
9. Ohio State
- 10. UCLA**
- 11. ARIZONA STATE**
12. Kentucky
- 13. STANFORD**
14. Syracuse
15. Mississippi State
16. Michigan State
17. Florida State
18. Texas A&M
19. Miami
20. DePaul
21. South Florida
22. Colorado State
23. West Virginia
24. Oklahoma
25. Florida

1985-86

1. Texas
2. **USC**
3. Western Kentucky
4. Georgia
5. Tennessee
6. Mississippi
7. Louisiana Tech
8. Louisiana State
9. Auburn
10. Rutgers
11. Northeast Louisiana
12. Long Beach State
13. Penn State
14. Virginia
15. North Carolina
16. James Madison
17. Ohio State
18. Oklahoma
19. Iowa
20. Montana
21. Texas Tech
22. Southern Illinois
23. Drake
24. St. Joseph's
25. Vanderbilt

1986-87

1. Tennessee
2. Louisiana Tech
3. Texas
4. Long Beach State
5. Rutgers
6. Auburn
7. Iowa
8. Ohio State
9. Georgia
10. Virginia
11. Mississippi
12. North Carolina State
13. Southern Illinois
14. **USC**
15. James Madison
16. Penn State
17. Old Dominion
18. **WASHINGTON**
19. Louisiana State
20. **OREGON**
21. Vanderbilt
22. Villanova
23. Western Kentucky
24. St. Joseph's
25. Drake

1987-88

1. Louisiana Tech
2. Auburn
3. Tennessee
4. Long Beach State
5. Texas
6. Iowa
7. Virginia
8. Maryland
9. Ohio State
10. Georgia
11. Rutgers
12. Mississippi
13. **USC**
14. **STANFORD**
15. James Madison
16. **WASHINGTON**
17. Montana
18. Stephen F. Austin
19. Western Kentucky
20. Clemson
21. St. Joseph's
22. DePaul
23. New Mexico State
24. South Carolina
25. Houston

1988-89

1. Tennessee
2. Auburn
3. Maryland
4. Louisiana Tech
5. **STANFORD**
6. Texas
7. Long Beach State
8. Mississippi
9. Ohio State
10. North Carolina State
11. Iowa
12. Nevada-Las Vegas
13. Clemson
14. Louisiana State
15. Virginia
16. Stephen F. Austin
17. Purdue
18. Georgia
19. Colorado
20. Rutgers
21. Old Dominion
22. South Carolina
23. St. Joseph's
24. Tennessee Tech
25. James Madison

1989-90

1. **STANFORD**
2. Auburn
3. Virginia
4. Louisiana Tech
5. Tennessee
6. Texas
7. **WASHINGTON**
8. Arkansas
9. Stephen F. Austin
10. North Carolina State
11. Providence
12. Mississippi
13. Georgia
14. Purdue
15. UNLV
16. South Carolina
17. Vanderbilt
18. Iowa
19. Clemson
20. Long Beach State
21. Northern Illinois
22. Northwestern
23. Southern Mississippi
24. Hawaii
25. Tennessee Tech

1990-91

1. Tennessee
2. Virginia
3. **STANFORD**
4. Connecticut
5. Auburn
6. Georgia
7. Lamar
8. Clemson
9. Penn State
10. North Carolina State
11. Western Kentucky
12. Arkansas
13. **WASHINGTON**
14. Purdue
15. James Madison
16. Oklahoma State
17. Long Beach State
18. Louisiana State
19. Stephen F. Austin
20. Vanderbilt
21. Iowa
22. UNLV
23. Northwestern
24. Providence
25. Texas

1991-92

1. **STANFORD**
2. Virginia
3. Western Kentucky
4. SW Missouri State
5. Tennessee
6. Mississippi
7. Vanderbilt
8. Maryland
9. Miami (Fla.)
10. Iowa
11. West Virginia
12. **USC**
13. Stephen F. Austin
14. Penn State
15. Texas Tech
16. Purdue
17. Alabama
18. **UCLA**
19. Clemson
20. George Washington
21. UC Santa Barbara
22. Vermont
23. Texas
24. Creighton
25. Kansas

1992-93

1. Texas Tech
2. Ohio State
3. Iowa
4. Vanderbilt
5. Tennessee
6. Virginia
7. **STANFORD**
8. Louisiana Tech
9. Colorado
10. Auburn
11. Stephen F. Austin
12. Western Kentucky
13. Penn State
14. **USC**
15. North Carolina
16. Georgetown
17. SW Missouri State
18. Maryland
19. Texas
20. Miami (Fla.)
21. Georgia
22. Nebraska
23. Vermont
24. Hawaii
25. Alabama

1993-94

1. North Carolina
2. Louisiana Tech
3. Purdue
4. Alabama
5. Tennessee
6. Penn State
7. Connecticut
8. **STANFORD**
9. **USC**
10. Colorado
11. Texas Tech
12. Virginia
13. Vanderbilt
14. Seton Hall
15. Iowa
16. Southern Mississippi
17. Kansas
18. Montana
19. Texas A&M
20. Mississippi
21. **WASHINGTON**
22. Clemson
23. Texas
24. Florida International
25. Florida

1994-95

1. Connecticut
2. Tennessee
3. **STANFORD**
4. Georgia
5. Colorado
6. Virginia
7. Texas Tech
8. Vanderbilt
9. Purdue
10. Louisiana Tech
11. North Carolina
12. Western Kentucky
13. **WASHINGTON**
14. Alabama
15. George Washington
16. Penn State
17. Duke
18. Florida
19. NC State
20. Arkansas
21. **OREGON STATE**
22. Mississippi
23. Kansas
24. Drake
25. Montana

1995-96

1. Tennessee
2. Georgia
3. Connecticut
4. **STANFORD**
5. Louisiana Tech
6. Virginia
7. Vanderbilt
8. Auburn
9. Iowa
10. Old Dominion
11. Alabama
12. Texas Tech
13. Penn State
14. Stephen F. Austin
15. Kansas
16. San Francisco
17. Clemson
18. Colorado
19. Duke
20. Wisconsin
21. Notre Dame
22. Florida
23. DePaul
24. Colorado State
25. Texas

1996-97

1. Tennessee
2. Old Dominion
3. **STANFORD**
4. Connecticut
5. Notre Dame
6. Florida
7. Georgia
8. Louisiana Tech
9. North Carolina
10. George Washington
11. Alabama
12. Louisiana State
13. Illinois
14. Virginia
15. Colorado
16. Kansas
17. Vanderbilt
18. Texas
19. Texas Tech
20. Auburn
21. Michigan State
22. Stephen F. Austin
23. Purdue
24. Tulane
25. Clemson

1997-98

1. Tennessee
2. Louisiana Tech
3. North Carolina
4. NC State
5. Connecticut
6. Old Dominion
7. Arkansas
7. Duke
9. **ARIZONA**
10. Texas Tech
11. Purdue
12. Florida
13. Alabama
14. Illinois
15. **STANFORD**
16. Rutgers
17. Notre Dame
18. Florida International
19. Western Kentucky
20. **UCLA**
21. Clemson
22. Kansas
23. Virginia
24. Iowa State
25. Vanderbilt

1998-99

1. Purdue
2. Duke
3. Louisiana Tech
4. Tennessee
5. Georgia
6. Rutgers
7. **UCLA**
8. Connecticut
9. Texas Tech
10. Old Dominion
11. Iowa State
12. Colorado State
13. Clemson
14. Virginia Tech
15. North Carolina
16. Louisiana State
17. Notre Dame
18. Penn State
19. **OREGON**
- 20t. SW Missouri State
- 20t. Virginia
22. Kansas
23. UC Santa Barbara
24. Xavier
25. Alabama

1999-00

1. Connecticut
2. Tennessee
3. Penn State
4. Rutgers
5. Georgia
6. Louisiana Tech
7. Texas Tech
8. LSU
9. Notre Dame
10. Iowa State
11. Duke
12. Old Dominion
13. Oklahoma
14. Virginia
15. Mississippi State
16. Purdue
17. Boston College
18. North Carolina
19. Auburn
20. **ARIZONA**
21. UC Santa Barbara
22. UAB
23. NC State
24. Tulane
25. Vanderbilt

2000-01

1. Notre Dame
2. Purdue
3. Connecticut
4. SW Missouri State
5. Tennessee
6. Louisiana Tech
7. Vanderbilt
8. Duke
9. Xavier
10. Oklahoma
11. Texas Tech
12. Iowa State
13. Georgia
14. **WASHINGTON**
15. Utah
16. NC State
17. Rutgers
18. Florida
19. Missouri
20. Louisiana State
21. Iowa
22. Clemson
23. Colorado
24. Villanova
25. Florida State

2001-02

1. Connecticut
2. Oklahoma
3. Tennessee
4. Duke
5. Vanderbilt
6. South Carolina
7. Old Dominion
8. **STANFORD**
9. Colorado
10. Kansas State
11. North Carolina
12. Texas Tech
13. Texas
14. Purdue
15. Baylor
16. Iowa State
17. Brigham Young
18. Penn State
19. Louisiana Tech
20. Drake
21. Minnesota
22. Louisiana State
23. Cincinnati
24. Colorado State
25. TCU

2002-03

1. Connecticut
2. Tennessee
3. Texas
4. Duke
5. LSU
6. Texas Tech
7. Purdue
8. Villanova
9. Louisiana Tech
10. Kansas State
11. Georgia
12. Penn State
13. Minnesota
14. **STANFORD**
15. North Carolina
16. Mississippi State
17. Boston College
18. South Carolina
19. Colorado
20. Vanderbilt
21. Notre Dame
22. UC Santa Barbara
23. New Mexico
24. Wisconsin-Green Bay
25. Arkansas

2003-04

1. Connecticut
2. Tennessee
3. LSU
4. Minnesota
5. Duke
6. Penn State
7. **STANFORD**
8. Georgia
9. Purdue
10. Texas
11. Baylor
12. Louisiana Tech
13. Vanderbilt
14. Boston College
15. Kansas State
16. Houston
17. Texas Tech
18. Oklahoma
19. UC Santa Barbara
20. Notre Dame
21. North Carolina
22. TCU
23. Auburn
24. Colorado
25. DePaul

2004-05

1. Baylor
2. Michigan State
3. LSU
4. Tennessee
5. **STANFORD**
6. North Carolina
7. Rutgers
8. Duke
9. Ohio State
10. Connecticut
11. Minnesota
12. Texas Tech
13. Georgia
14. Vanderbilt
15. Notre Dame
16. **ARIZONA STATE**
17. Texas
18. Temple
19. Kansas State
20. DePaul
21. Liberty
22. **USC**
23. Boston College
24. Maryland
25. Iowa State

2005-06

1. Maryland
2. Duke
3. North Carolina
4. LSU
5. Tennessee
6. Connecticut
7. **STANFORD**
8. Oklahoma
9. Rutgers
10. Ohio State
11. Purdue
12. Utah
13. Georgia
14. Baylor
15. DePaul
16. Michigan State
17. **ARIZONA STATE**
18. **UCLA**
19. Boston College
20. BYU
21. New Mexico
22. Vanderbilt
23. Temple
24. Louisiana Tech
25. George Washington

2006-07

1. Tennessee
2. Rutgers
3. North Carolina
4. LSU
5. Connecticut
6. Duke
7. Purdue
8. **ARIZONA STATE**
9. Oklahoma
10. Mississippi
11. George Washington
12. NC State
13. Georgia
14. Maryland
15. Bowling Green
16. **STANFORD**
17. Vanderbilt
18. Ohio State
19. Florida State
20. Baylor
21. Texas A&M
22. Marist
23. Middle Tennessee
24. Louisville
25. Michigan State

2007-08

1. Tennessee
2. **STANFORD**
3. Connecticut
4. LSU
5. North Carolina
6. Rutgers
7. Maryland
8. Texas A&M
9. Duke
10. Old Dominion
11. Oklahoma State
12. Louisville
13. Notre Dame
14. George Washington
15. Vanderbilt
16. Pittsburgh
17. Baylor
18. **CALIFORNIA**
19. Oklahoma
20. West Virginia
21. Kansas State
22. Virginia
23. Marist
24. Georgia
25. Texas-El Paso

2008-09

1. Connecticut
2. Louisville
3. **STANFORD**
4. Oklahoma
5. Maryland
6. Baylor
7. Texas A&M
8. Vanderbilt
9. Ohio State
10. **CALIFORNIA**
11. Iowa State
12. **ARIZONA STATE**
13. Auburn
14. Duke
15. Pittsburgh
16. Purdue
17. North Carolina
18. Florida State
19. South Dakota State
20. Kansas State
21. Rutgers
22. Michigan State
23. Florida
24. Virginia
25. Xavier

2009-10

1. Connecticut
2. **STANFORD**
3. Oklahoma
4. Baylor
5. Xavier
6. Duke
7. Nebraska
8. Tennessee
- 9t. Kentucky
- 9t. Florida State
11. Notre Dame
12. Gonzaga
13. Iowa State
14. Texas A&M
15. Ohio State
16. West Virginia
17. Georgetown
18. St. John's
19. Georgia
20. San Diego State
21. Mississippi State
22. Oklahoma State
23. **UCLA**
24. Vanderbilt
- 25t. LSU
- 25t. Texas

2010-11

1. Texas A&M
2. Notre Dame
3. Connecticut
4. **STANFORD**
5. Baylor
6. Tennessee
7. Duke
8. Gonzaga
9. Green Bay
10. DePaul
11. Xavier
12. North Carolina
13. **UCLA**
14. Georgetown
15. Oklahoma
16. Miami (Fl.)
17. Ohio State
18. Michigan State
19. Louisville
20. Florida State
21. Marist
22. Kentucky
23. Maryland
24. Georgia
25. Marquette

2011-12

1. Baylor
2. Notre Dame
3. **STANFORD**
4. Connecticut
5. Maryland
6. Duke
7. Tennessee
8. Kentucky
9. Penn State
10. Georgia Tech
11. Miami (Fl.)
12. Texas A&M
13. UW-Green Bay
14. Delaware
15. St. John's
16. Louisville
17. Georgetown
18. Purdue
19. Gonzaga
20. Georgia
21. South Carolina
22. Ohio State
23. St. Bonaventure
24. DePaul
25. Kansas

2012-13

1. Connecticut
2. Notre Dame
3. Louisville
4. Baylor
5. **CALIFORNIA**
6. Duke
7. **STANFORD**
8. Kentucky
9. Tennessee
10. Georgia
11. Maryland
12. Penn State
13. Delaware
14. Texas A&M
15. **UCLA**
- T16. Dayton
- T16. South Carolina
18. Nebraska
19. North Carolina
20. Purdue
21. LSU
22. Iowa State
23. Oklahoma
24. Green Bay
25. Kansas

2013-14

1. Connecticut
2. Notre Dame
3. **STANFORD**
4. Maryland
5. Louisville
6. Baylor
7. North Carolina
8. Tennessee
9. South Carolina
10. Texas A&M
11. Kentucky
12. West Virginia
13. Duke
14. Penn State
15. Oklahoma State
16. DePaul
17. Nebraska
18. BYU
19. Purdue
20. **CALIFORNIA**
21. NC State
22. Gonzaga
23. Michigan State
24. LSU
25. **OREGON STATE**

2014-15

1. Connecticut
2. Notre Dame
3. South Carolina
4. Maryland
5. Baylor
6. Tennessee
7. Florida State
8. **ARIZONA STATE**
9. North Carolina
10. Louisville
11. Iowa
12. Duke
13. **OREGON STATE**
14. **STANFORD**
15. Princeton
16. Kentucky
17. Dayton
18. Mississippi State
19. Gonzaga
20. Ohio State
21. Florida Gulf Coast
22. Texas
23. Rutgers
24. South Florida
25. George Washington

PAC-12 IN THE FINAL RANKINGS

ASSOCIATED PRESS	WBCA
Stanford.....27	Stanford.....26
UCLA.....13	Colorado10
USC.....12	UCLA.....8
Colorado11	Washington.....8
Washington.....7	USC.....7
Arizona State.....8	Arizona State.....6
Oregon State.....6	California4
California5	Oregon State.....4
Oregon.....5	Arizona2
Arizona4	Oregon.....2
Utah3	Utah2
Washington State.....0	Washington State.....0

MOST NO. 1 FINAL RANKINGS

AP	WBCA
Connecticut12	Connecticut8
Louisiana Tech5	Tennessee8
Tennessee5	STANFORD2
Texas4	Baylor2
Baylor2	Louisiana Tech1
Old Dominion.....2	North Carolina.....1
Duke.....2	Notre Dame1
Delta State1	Purdue1
North Carolina.....1	Texas1
Penn State.....1	Texas A&M1
Purdue1	Texas Tech1
STANFORD1	
Vanderbilt1	
Virginia1	

2015-16

1. Connecticut
2. **OREGON STATE**
3. Syracuse
4. Baylor
5. South Carolina
6. Notre Dame
7. Texas
8. **WASHINGTON**
9. Maryland
10. Ohio State
11. **STANFORD**
12. Florida State
13. **UCLA**
14. Louisville
15. Kentucky
16. **ARIZONA STATE**
17. DePaul
18. Mississippi State
19. Tennessee
20. Texas A&M
21. Michigan State
22. South Florida
23. Oklahoma
24. Miami (Fl.)
25. West Virginia

PAC-12 IN THE NCAA TOURNAMENT

School	Years	Won	Lost	Pct.	Last	1st	2nd	3rd
Arizona (1997-00, 03-05)	7	6	7	.462	2005	0	0	0
Arizona State (1982-83, 92, 01-02, 05-09, 11, 14-16)	14	17	14	.548	2016	0	0	0
California (1990, 92-93, 06-09, 12-15)	11	11	11	.500	2015	0	0	1
Colorado (1988-89, 92-97, 01-04, 13)	13	17	13	.567	2013	0	0	0
Oregon (1982, 84, 87, 94-01, 05)	12	5	12	.294	2005	0	0	0
Oregon State (1983-84, 94-96, 14-16)	8	8	8	.500	2016	0	0	1
Stanford (1982, 88-16)	30	80	28	.741	2016	2	2	8
UCLA (1983, 85, 90, 92, 98-99, 04, 06, 10-11, 13, 16)	13	13	13	.500	2016	0	0	0
USC (1982-88, 91-95, 97, 05, 14)	16	29	14	.674	2014	2	1	0
Utah (1983, 86, 89-91, 95-98, 00-01, 03, 05-06, 09-11)	17	9	17	.346	2011	0	0	0
Washington (1985-91, 93-95, 97-98, 01, 03, 07, 15-16)	18	19	18	.514	2016	0	0	1
Washington State (1991)	1	0	1	.000	1991	0	0	0
Pac-12 Total		214	156	.578		4	3	10



NCAA First & Second Rounds • March 17-20
16 Campus Sites

NCAA Regionals • March 24-27
Bridgeport, Conn.; Lexington, Ky.;
Oklahoma City, Okla.; Stockton, Calif.

NCAA Women's Final Four • March 31 & April 2
American Airlines Center
Dallas, Texas

YEAR-BY-YEAR SUMMARY

YEAR	TEAM	W-L	FINISH	YEAR	TEAM	W-L	FINISH	YEAR	TEAM	W-L	FINISH
1981-82	Arizona State	1-1	–	1994-95	Colorado	3-1	–	2004-05	Arizona	1-1	–
	Oregon	0-1	–		Oregon	0-1	–		Arizona State	2-1	–
	Stanford	0-1	–		Oregon State	1-1	–		Oregon	1-1	–
	USC	2-1	–		Stanford	4-1	T3rd		Stanford	3-1	–
1982-83	Arizona State	1-1	–		USC	0-1	–		USC	1-1	–
	Oregon State	1-1	–		Utah	0-1	–		Utah	1-1	–
	UCLA	0-1	–		Washington	2-1	–	2005-06	Arizona State	1-1	–
	USC	5-0	1st	1995-96	Colorado	1-1	–		California	0-1	–
	Utah	0-1	–		Oregon	0-1	–		Stanford	3-1	–
1983-84	Oregon	0-1	–		Oregon State	0-1	–		UCLA	1-1	–
	Oregon State	0-1	–		Stanford	4-1	T3rd		USC	1-1	–
	USC	5-0	1st		Utah	0-1	–		Utah	3-1	–
1984-85	UCLA	1-1	–	1996-97	Arizona	1-1	–		Washington	1-1	–
	USC	1-1	–		Colorado	2-1	–	2006-07	Arizona State	3-1	–
	Washington	0-1	–		Oregon	1-1	–		California	0-1	–
1985-86	USC	4-1	2nd		Stanford	4-1	T3rd		Stanford	1-1	–
	Washington	1-1	–		USC	1-1	–		Washington	0-1	–
	Utah	0-1	–		Utah	1-1	–	2007-08	Arizona State	1-1	–
1986-87	Oregon	1-1	–		Washington	0-1	–		California	1-1	–
	USC	1-1	–	1997-98	Arizona	2-1	–		Stanford	5-1	2nd
	Washington	1-1	–		Oregon	0-1	–		Utah	0-1	–
1987-88	Colorado	1-1	–		Stanford	0-1	–	2008-09	Arizona State	3-1	–
	Stanford	1-1	–		UCLA	1-1	–		California	2-1	–
	USC	1-1	–		Utah	0-1	–		Stanford	4-1	T3rd
	Washington	1-1	–		Washington	0-1	–		Utah	1-1	–
1988-89	Colorado	0-1	–	1998-99	Arizona	1-1	–	2009-10	Stanford	5-1	2nd
	Stanford	2-1	–		Oregon	1-1	–		UCLA	1-1	–
	Utah	0-1	–		Stanford	0-1	–	2010-11	Arizona State	0-1	–
	Washington	1-1	–		UCLA	3-1	–		Stanford	4-1	T3rd
1989-90	California	0-1	–	1999-00	Arizona	1-1	–		UCLA	1-1	–
	Stanford	5-0	1st		Oregon	0-1	–		Utah	0-1	–
	UCLA	0-1	–		Stanford	1-1	–	2011-12	California	1-1	–
	Utah	0-1	–		UCLA	0-1	–		Stanford	4-1	T3rd
	Washington	2-1	–		Utah	0-1	–	2012-13	California	4-1	T3rd
1990-91	Stanford	3-1	T3rd	2000-01	Arizona State	0-1	–		Colorado	0-1	–
	USC	1-1	–		Colorado	1-1	–		Stanford	2-1	–
	Utah	0-1	–		Oregon	0-1	–		UCLA	1-1	–
	Washington	1-1	–		Stanford	1-1	–	2013-14	Arizona State	1-1	–
	Washington State	0-1	–		Utah	2-1	–		California	1-1	–
1991-92	Arizona State	0-1	–		Washington	3-1	–		Oregon State	1-1	–
	California	0-1	–	2001-02	Arizona State	1-1	–		Stanford	4-1	T3rd
	Colorado	0-1	–		Colorado	3-1	–		USC	0-1	–
	Stanford	5-0	1st		Stanford	2-1	–	2014-15	Arizona State	2-1	–
	UCLA	2-1	–	2002-03	Arizona	0-1	–		California	1-1	–
	USC	2-1	–		Colorado	2-1	–		Oregon State	1-1	–
1992-93	California	1-1	–		Stanford	1-1	–		Stanford	2-1	–
	Colorado	2-1	–		Utah	1-1	–		Washington	0-1	–
	Stanford	1-1	–	2003-04	Washington	0-1	–	2015-16	Arizona State	1-1	–
	USC	1-1	–		Arizona	0-1	–		Oregon State	4-1	T3rd
	Washington	1-1	–		Colorado	0-1	–		Stanford	3-1	–
1993-94	Colorado	2-1	–		Stanford	3-1	–		UCLA	2-1	–
	Oregon	1-1	–		UCLA	0-1	–		Washington	4-1	T3rd
	Oregon State	0-1	–								
	Stanford	3-1	–								
	USC	3-1	–								
	Washington	1-1	–								

1982**Pac-12 Participants (4):** ASU, ORE, STAN, USC**Arizona State (1-1)**Arizona State 97, Georgia 77
Louisiana Tech 92, Arizona State 54**Oregon (0-1)**

Missouri 59, Oregon 53

Stanford (0-1)

Maryland 82, Stanford 48

USC (2-1)USC 99, Kent 55
USC 73, Penn State 70
Tennessee 91, USC 90 (OT)**1983****Pac-12 Participants (5):** ASU, OSU, UCLA, USC, UTAH**Arizona State (1-1)**Arizona State 78, Utah 64
USC 96, Arizona State 59**Oregon State (1-1)**Oregon State 75, UCLA 62
Long Beach State 92, Oregon State 72**UCLA (0-1)**

Oregon State 75, UCLA 62

USC (5-0) *National Champions*USC 99, Northeast Louisiana 85
USC 96, Arizona State 59
USC 81, Long Beach State 74
USC 81, Georgia 57 (Semifinal)
USC 69, Louisiana Tech 67 (Final)**Utah (0-1)**

Arizona State 78, Utah 64

1984**Pac-12 Participants (3):** ORE, OSU, USC**Oregon (0-1)**

San Diego St. 70, Oregon 63

Oregon State (0-1)

Montana 56, Oregon State 47

USC (5-0) *National Champions*USC 97, Brigham Young 72
USC 76, Montana 51
USC 90, Long Beach State 74
USC 62, Louisiana Tech 57 (Semifinal)
USC 72, Tennessee 61 (Final)**1985****Pac-12 Participants (3):** UCLA, USC, WASH**UCLA (1-1)**UCLA 78, Washington 62
Georgia 78, UCLA 42**USC (1-1)**USC 74, Idaho 51
Long Beach State 75, USC 72**Washington (0-1)**

UCLA 78, Washington 62

1986**Pac-12 Participants (3):** USC, UTAH, WASH**USC (4-1) *National Runner-up***USC 81, Montana 50
USC 84, North Carolina 70
USC 80, Louisiana Tech 64
USC 83, Tennessee 59 (Semifinal)
Texas 98, USC 82 (Final)**Utah (0-1)**

Montana 58, Utah 46

Washington (1-1)Washington 69, North Texas 54
Louisiana Tech 79, Washington 54**1987****Pac-12 Participants (3):** ORE, USC, WASH**Oregon (1-1)**Oregon 75, E. Washington 56
Ohio State 76, Oregon 62**USC (1-1)**USC 81, Western Kentucky 69
Ohio State 74, USC 63**Washington (1-1)**Washington 86, New Mexico State 73
Long Beach State 72, Washington 57**1988****Pac-12 Participants (4):** COLO, STAN, USC, WASH**Colorado (1-1)**Colorado 78, Eastern Illinois 72
Long Beach State 103, Colorado 64**Stanford (1-1)**Stanford 74, Montana 72 (OT)
Texas 79, Stanford 58**USC (1-1)**USC 100, Nebraska 82
Iowa 79, USC 67**Washington (1-1)**Washington 99, New Mexico State 74
Long Beach State 104, Washington 78**1989****Pac-12 Participants (4):** COLO, STAN, UTAH, WASH**Colorado (0-1)**

UNLV 84, Colorado 74

Stanford (2-1)Stanford 105, Illinois State 77
Stanford 98, Iowa 74
Louisiana Tech 85, Stanford 79**Utah (0-1)**

UNLV 67, Utah 53

Washington (1-1)Washington 87, Hawaii 79
Stephen F. Austin 73, Washington 63**1990****Pac-12 Participants (5):** CAL, STAN, UCLA, UTAH, WASH**California (0-1)**

Long Beach State 87, California 84

Stanford (5-0) *National Champion*Stanford 106, Hawaii 76
Stanford 78, Mississippi 65
Stanford 114, Arkansas 87
Stanford 75, Virginia 66 (Semifinal)
Stanford 88, Auburn 81 (Final)**UCLA (0-1)**

Arkansas 90, UCLA 80 (OT)

Utah (0-1)

Mississippi 74, Utah 51

Washington (1-1)Washington 73, South Carolina 61
Auburn 76, Washington 50**1991****Pac-12 Participants (5):** STAN, USC, UTAH, WASH, WSU**Stanford (3-1)**Stanford 91, Cal State Fullerton 67
Stanford 73, Washington 47
Stanford 75, Georgia 67
Tennessee 68, Stanford 60 (Semifinal)**USC (1-1)**USC 63, Utah 52
Long Beach State 83, USC 58**Utah (0-1)**

USC 63, Utah 52

Washington (1-1)Washington 70, Iowa 53
Stanford 73, Washington 47**Washington State (0-1)**

Northwestern 82, Washington State 63

1992**Pac-12 Participants (6):** ASU, CAL, COLO, STAN, UCLA, USC**Arizona State (0-1)**

DePaul 67, Arizona State 65

California (0-1)

Santa Clara 73, California 71

Colorado (0-1)

Southern Illinois 84, Colorado 80 (OT)

Stanford (5-0) *National Champion*Stanford 82, UC Santa Barbara 73
Stanford 75, Texas Tech 63
Stanford 82, USC 62
Stanford 66, Virginia 65 (Semifinal)
Stanford 78, W. Kentucky 62 (Final)**UCLA (2-1)**UCLA 93, Notre Dame 72
UCLA 82, Texas 81
Southwest Missouri State 83, UCLA 57**USC (2-1)**USC 71, Montana 59
USC 61, Stephen F. Austin 57
Stanford 82, USC 62**1993****Pac-12 Participants (5):** CAL, COLO, STAN, USC, WASH**California (1-1)**California 62, Kansas 47
Vanderbilt 82, California 63**Colorado (2-1)**Colorado 81, UC Santa Barbara 54
Colorado 80, Stanford 67
Texas Tech 79, Colorado 54**Stanford (1-1)**Stanford 93, Georgia 60
Colorado 80, Stanford 63**USC (1-1)**USC 78, Nebraska 60
Texas Tech 87, USC 67**Washington (1-1)**Washington 80, Montana State 51
Texas Tech 70, Washington 64**1994****Pac-12 Participants (6):** COLO, ORE, OSU, STAN, USC, WASH**Colorado (2-1)**Colorado 77, Marquette 74
Colorado 92, Oregon 71
Stanford 78, Colorado 62**Oregon (1-1)**Oregon 74, Santa Clara 59
Colorado 92, Oregon 71**Oregon State (0-1)**

Alabama 96, Oregon State 86

Stanford (3-1)Stanford 81, UW-Green Bay 56
Stanford 66, Montana 62
Stanford 78, Colorado 62
Purdue 82, Stanford 65**USC (3-1)**USC 77, Portland 62
USC 76, George Washington 72
USC 85, Virginia 66
Louisiana Tech 75, USC 66**Washington (1-1)**Washington 89, Boise State 61
Purdue 86, Washington 59**1995****Pac-12 Participants (7):** COLO, ORE, OSU, STAN, USC, UTAH, WASH**Colorado (3-1)**Colorado 83, Holy Cross 49
Colorado 78, Southwest Missouri State 34
Colorado 77, George Washington 61
Georgia 82, Colorado 79**Oregon (0-1)**

Louisville 67, Oregon 65

Oregon State (1-1)Oregon State 88, Tennessee State 75 (OT)
Western Kentucky 85, Oregon State 78**Stanford (4-1)**Stanford 88, UC Irvine 55
Stanford 95, Southern Methodist 73
Stanford 81, North Carolina 71
Stanford 69, Purdue 58
Connecticut 87, Stanford 60**USC (0-1)**

Memphis 74, USC 72

Utah (0-1)

Southwest Missouri State 49, Utah 47

Washington (2-1)Washington 73, Ohio 56
Washington 54, Arkansas 50
Texas Tech 67, Washington 52**1996****Pac-12 Participants (5):** COLO, ORE, OSU, STAN, UTAH**Colorado (1-1)**Colorado 83, Tulane 75
Auburn 68, Colorado 61**Oregon (0-1)**

Wisconsin 74, Oregon 60

Oregon State (0-1)

Stephen F. Austin 67, Oregon State 65

Stanford (4-1)

Stanford 82, Grambling 42
Stanford 94, Colorado State 63
Stanford 78, Alabama 76 OT
Stanford 71, Auburn 57
Georgia 86, Stanford 76

Utah (0-1)

Southern Mississippi 74, Utah 66

1997

Pac-12 Participants (7): ARIZ, COLO, ORE, STAN, USC, UTAH, WASH

Arizona (1-1)

Arizona 76, Western Kentucky 54
Georgia 80, Arizona 74

Colorado (2-1)

Colorado 69, Marshall 49
Colorado 66, Stephen F. Austin 57
Tennessee 75, Colorado 67

Oregon (1-1)

Oregon 80, San Diego State 68
Tennessee 76, Oregon 59

Stanford (4-1)

Stanford 111, Howard 59
Stanford 67, Texas Tech 45
Stanford 91, Virginia 69
Stanford 82, Georgia 47
Old Dominion 83, Stanford 82 (OT)

USC (1-1)

USC 68, San Francisco 55
Florida 92, USC 78

Utah (1-1)

Utah 66, Iowa State 57
Virginia 65, Utah 47

Washington (0-1)

Vanderbilt 74, Washington 62

1998

Pac-12 Participants (7): ARIZ, ORE, STAN, UCLA, UTAH, WASH

Arizona (2-1)

Arizona 75, Santa Clara 63
Arizona 94, Virginia 77
Connecticut 74, Arizona 57

Oregon (0-1)

Rutgers 79, Oregon 76

Stanford (0-1)

Harvard 71, Stanford 67

UCLA (1-1)

UCLA 75, Michigan 68
Alabama 75, UCLA 74

Utah (0-1)

Louisville 69, Utah 61

Washington (0-1)

Purdue 88, Washington 71

1999

Pac-12 Participants (4): ARIZ, ORE, STAN, UCLA

Arizona (1-1)

Arizona 87, Florida 84 (OT)
Rutgers 90, Arizona 47

Oregon (1-1)

Oregon 65, Cincinnati 56
Iowa State 85, Oregon 70

Stanford (0-1)

Maine 60, Stanford 58

UCLA (3-1)

UCLA 76, UW-Green Bay 69
UCLA 87, Kentucky 63
UCLA 77, Colorado State 68
Louisiana Tech 88, UCLA 62

2000

Pac-12 Participants (5): ARIZ, ORE, STAN, UCLA, UTAH

Arizona (1-1)

Arizona 73, Kent 61
Tennessee 75, Arizona 60

Oregon (0-1)

UAB 80, Oregon 79 (OT)

Stanford (1-1)

Stanford 81, Michigan 74 (OT)
Georgia 83, Stanford 64

UCLA (0-1)

George Washington 79, UCLA 72

Utah (0-1)

Illinois 73, Utah 58

2001

Pac-12 Participants (6): ASU, COLO, ORE, STAN, UTAH, WASH

Arizona State (0-1)

LSU 83, Arizona State 66

Colorado (1-1)

Colorado 98, Siena 78
Vanderbilt 65, Colorado 59

Oregon (0-1)

Iowa 89, Oregon 82 (OT)

Stanford (1-1)

Stanford 76, George Washington 51
Oklahoma 67, Stanford 50

Utah (2-1)

Utah 79, Fairfield 57
Utah 78, Iowa 69
Notre Dame 69, Utah 54

Washington (3-1)

Washington 67, Old Dominion 65
Washington 88, Florida 75
Washington 84, Oklahoma 67
SW Missouri State 104, Washington 87

2002

Pac-12 Participants (3): ASU, COLO, STAN

Arizona State (1-1)

Arizona State 73, Wisconsin 70
Vanderbilt 61, Arizona State 35

Colorado (3-1)

Colorado 88, Southern 61
Colorado 69, LSU 58
Colorado 62, Stanford 59
Oklahoma 94, Colorado 60

Stanford (2-1)

Stanford 76, Weber State 51
Stanford 77, Tulane 55
Colorado 62, Stanford 59

2003

Pac-12 Participants (5): ARIZ, COLO, STAN, UTAH, WASH

Arizona (0-1)

Notre Dame 59, Arizona 47

Colorado (2-1)

Colorado 84, Brigham Young 45
Colorado 86, North Carolina 67
Villanova 53, Colorado 51

Stanford (1-1)

Stanford 82, Western Michigan 66
Minnesota 68, Stanford 56

Utah (1-1)

Utah 73, DePaul 64
Duke 65, Utah 54

Washington (0-1)

UW-Green Bay 78, Washington 65

2004

Pac-12 Participants (4): ARIZ, COLO, STAN, UCLA

Arizona (0-1)

Michigan State 72, Arizona 60

Colorado (0-1)

UC Santa Barbara 76, Colorado 49

Stanford (3-1)

Stanford 68, Missouri 44
Stanford 68, Oklahoma 43
Stanford 57, Vanderbilt 55
Tennessee 62, Stanford 60

UCLA (0-1)

Minnesota 92, UCLA 82

2005

Pac-12 Participants (6): ARIZ, ASU, ORE, STAN, USC, UTAH

Arizona (1-1)

Arizona 72, Oklahoma 69
LSU 74, Arizona 43

Arizona State (2-1)

Arizona State 81, Eastern Kentucky 65
Arizona State 70, Notre Dame 61
North Carolina 79, Arizona State 72

Oregon (1-1)

Oregon 58, TCU 55
Baylor 69, Oregon 46

Stanford (3-1)

Stanford 94, Santa Clara 57
Stanford 88, Utah 62
Stanford 76, Connecticut 59
Michigan State 76, Stanford 69

USC (1-1)

USC 65, Louisville 49
Michigan State 61, USC 59

Utah (1-1)

Utah 73, Iowa State 61
Stanford 88, Utah 62

2006

Pac-12 Participants (7): ASU, CAL, STAN, UCLA, USC, UTAH, WASH

Arizona State (1-1)

Arizona State 80, Stephen F. Austin 61
Utah 86, Arizona State 65

California (0-1)

St. John's 78, California 68

Stanford (3-1)

Stanford 72, SE Missouri State 45
Stanford 88, Florida State 70
Stanford 88, Oklahoma 74
LSU 62, Stanford 59

UCLA (1-1)

UCLA 74, Bowling Green 61
Purdue 61, UCLA 54

USC (1-1)

USC 67, South Florida 65
Duke 85, USC 51

Utah (3-1)

Utah 76, Middle Tennessee State 71
Utah 86, Arizona State 65
Utah 57, Boston College 54
Maryland 75, Utah 65 (OT)

Washington (1-1)

Washington 73, Minnesota 69
LSU 72, Washington 49

2007

Pac-12 Participants (4): ASU, CAL, STAN, WASH

Arizona State (3-1)

Arizona State 57, UC Riverside 50
Arizona State 67, Louisville 58
Arizona State 67, Bowling Green 49
Rutgers 64, Arizona State 45

California (0-1)

Notre Dame 63, California 59

Stanford (1-1)

Stanford 96, Idaho State 58
Florida State 68, Stanford 61

Washington (0-1)

Iowa State 79, Washington 60

2008

Pac-12 Participants (4): ASU, CAL, STAN, UTAH

Arizona State (1-1)

Arizona State 61, Temple 54
Duke 67, Arizona State 58

California (1-1)

California 77, San Diego 60
George Washington 55, California 53

Stanford (5-1) *National Runner-up*

Stanford 85, Cleveland State 47
Stanford 88, UTEP 54
Stanford 72, Pittsburgh 53
Stanford 98, Maryland 87
Stanford 82, Connecticut 73 (Semifinal)
Tennessee 64, Stanford 48 (Final)

Utah (0-1)

Purdue 66, Utah 59

2009

Pac-12 Participants (4): ASU, CAL, STAN, UTAH

Arizona State (3-1)

Arizona State 58, Georgia 47
Arizona State 63, Florida State 58
Arizona State 84, Texas A&M 69
Connecticut 83, Arizona State 64

California (2-1)

California 70, Fresno State 47
California 99, Virginia 73
Connecticut 77, California 53

Stanford (4-1)

Stanford 74, UC Santa Barbara 39
Stanford 77, San Diego State 49
Stanford 84, Ohio State 66
Stanford 74, Iowa State 53
Connecticut 83, Stanford 64 (Semifinal)

Utah (1-1)

Utah 60, Villanova 30
Maryland 71, Utah 56

2010

Pac-12 Participants (2): STAN, UCLA
Stanford (5-1) *National Runner-up*

Stanford 79, UC Riverside 67
Stanford 96, Iowa 67
Stanford 73, Georgia 36
Stanford 55, Xavier 53
Stanford 73, Oklahoma 66 (Semifinal)
Connecticut 53, Stanford 47 (Final)

UCLA (1-1)

UCLA 83, NC State 44
Nebraska 83, UCLA 70

2011

Pac-12 Participants (4): ASU, STAN, UCLA, UTAH
Arizona State (0-1)

Temple 63, Arizona State 45

Stanford (4-1)

Stanford 86, UC Davis 59
Stanford 75, St. John's 49
Stanford 72, North Carolina 65
Stanford 83, Gonzaga 60
Texas A&M 63, Stanford 62 (Semifinal)

UCLA (1-1)

UCLA 55, Montana 47
Gonzaga 87, UCLA 75

Utah (0-1)

Notre Dame 67, Utah 54

2012

Pac-12 Participants (2): CAL, STAN
California (1-1)

California 84, Iowa 74
Notre Dame 73, California 62

Stanford (4-1)

Stanford 73, Hampton 51
Stanford 72, West Virginia 61
Stanford 76, South Carolina 60
Stanford 81, Duke 69
Baylor 59, Stanford 47 (Semifinal)

2013

Pac-12 Participants (4): CAL, COLO, STAN, UCLA
California (4-1)

California 90, Fresno State 76
California 82, South Florida 78 (OT)
California 73, LSU 63
California 65, Georgia 62 (OT)
Louisville 64, California 57 (Semifinal)

Colorado (0-1)

Kansas 67, Colorado 52

Stanford (3-1)

Stanford 72, Tulsa 56
Stanford 73, Michigan 40
Georgia 61, Stanford 59

UCLA (1-1)

UCLA 66, Stetson 49
Oklahoma 85, UCLA 72

2014

Pac-12 Participants (4): ASU, CAL, OSU, STAN, USC

Arizona State (1-1)

Arizona State 68, Vanderbilt 61
Notre Dame 84, Arizona State 67

California (1-1)

California 64, Fordham 63
Baylor 75, California 56

Oregon State (1-1)

Oregon State 55, Middle Tennessee 36
South Carolina 78, Oregon State 69

Stanford (4-1)

Stanford 81, South Dakota 62
Stanford 63, Florida State 44
Stanford 82, Penn State 57
Stanford 74, North Carolina 65
Connecticut 75, Stanford 56

USC (0-1)

St. John's 71, USC 68

2015

Pac-12 Participants (5): ASU, CAL, OSU, STAN, WASH

Arizona State (2-1)

Arizona State 74, Ohio 55
Arizona State 57, ULAR 54
Florida State 66, Arizona State 65

California (1-1)

California 78, Wichita State 66
Texas 73, California 70

Oregon State (1-1)

Oregon State 74, South Dakota State 62
Oregon State 64, Gonzaga 76

Stanford (2-1)

Stanford 73, CSU Northridge 60
Stanford 86, Oklahoma 76
Notre Dame 81, Stanford 69

Washington (0-1)

Washington 80, Miami, 83

2016

Pac-12 Participants (5): ASU, OSU, STAN, UCLA, WASH

Arizona State (1-1)

Arizona State 74, New Mexico State 52
Tennessee 75, Arizona State 64

Oregon State (4-1)

Oregon State 69, Troy 40
Oregon State 83, St. Bonaventure 71
Oregon State 83, DePaul 71
Oregon State 70, Baylor 67
Connecticut 80, Oregon State 51

Stanford (3-1)

Stanford 85, San Francisco 58
Stanford 66, South Dakota St. 65
Stanford 90, Notre Dame 84
Washington 85, Stanford 76

UCLA (1-1)

UCLA 66, Hawai'i 50
UCLA 72, South Florida 67
Texas 72, UCLA 64

Washington (4-1)

Washington 65, Penn 53
Washington 74, Maryland 65
Washington 85, Kentucky 72
Washington 85, Stanford 76
Syracuse 80, Washington 59

PAC-12 IN THE NCAA TOURNAMENT

How far did they go?

A year-by-year listing of Pac-10 teams advancing to the NCAA Round of 16 and beyond:

1982	ASU.....Sweet Sixteen USC.....Elite Eight	1999	UCLA.....Elite Eight
1983	ASU.....Sweet Sixteen OSU.....Sweet Sixteen USC.....National Champions	2001	UTAH Sweet Sixteen WASH Elite Eight
1984	USC.....National Champions	2002	COLO..... Elite Eight STANSweet Sixteen
1985	UCLA.....Sweet 16 USC.....Sweet 16	2003	COLO.....Sweet Sixteen
1986	USC.....Final Four	2004	STANElite Eight
1988	STAN Sweet Sixteen USC.....Sweet Sixteen WASH Sweet Sixteen	2005	STAN Elite Eight ASUSweet Sixteen
1989	STANElite Eight	2006	STAN Elite Eight UTAH Elite Eight
1990	STAN National Champions WASHElite Eight	2007	ASU Elite Eight
1991	STAN Final Four WASH Sweet Sixteen	2008	STAN ...Championship Game
1992	STAN National Champions UCLA.....Sweet Sixteen USC.....Elite Eight	2009	ASU Elite Eight CALSweet Sixteen STAN Final Four
1993	COLO Elite Eight STAN Sweet Sixteen USC Sweet Sixteen	2010	STAN ...Championship Game
1994	COLO Sweet Sixteen STAN Elite Eight USC.....Elite Eight	2011	STAN Final Four
1995	COLO Elite Eight STAN Final Four	2012	STAN Final Four
1996	STAN Final Four	2013	CAL Final Four STAN Sweet Sixteen
1997	COLO Sweet Sixteen STAN Final Four	2014	STAN Final Four
1998	ARIZ Sweet Sixteen	2015	ASU Sweet Sixteen STAN Sweet Sixteen
		2016	OSU Final Four STAN Elite Eight WASH Final Four

Pac-12 teams are 177-126 (.584) in NCAA Tournament games that did not pair current Conference members. League teams have faced each other 14 times in NCAA Tournament play.

PAC-12 IN THE WNIT

School	Years	Won	Lost	Pct.	Last	1st	2nd	3rd
Arizona (1996, 01, 10)	3	4	2	.667	2010	1	0	0
Arizona State (1981, 00, 03-04, 10, 12)	6	4	6	.400	2012	0	1	0
California (1979, 81, 84, 87, 10-11)	6	12	8	.600	2011	1	1	0
Colorado (1999, 08, 11-12, 14)	5	12	5	.706	2014	0	0	0
Oregon (1979, 89, 2002, 07, 10, 14, 16)	7	18	5	.783	2016	2	0	2
Oregon State (1980, 82, 01-04, 06, 09, 12)	9	14	7	.667	2012	2	0	0
Stanford	0	0	0	—	—	0	0	0
UCLA (2015)	1	6	0	.1000	2015	1	0	0
USC (2000, 02, 11)	3	7	3	.700	2011	0	1	0
Utah (1979, 84, 99, 07, 10, 12-13, 16)	8	12	11	.521	2016	0	1	0
Washington (1999, 2002, 04, 12-14)	6	11	6	.647	2014	0	0	0
Washington State (2014, 15)	2	0	2	.000	2015	0	0	0
Pac-12 Totals		100	54	.649		7	4	2



YEAR-BY-YEAR SUMMARY

YEAR	TEAM	W-L	FIN	YEAR	TEAM	W-L	FIN	YEAR	TEAM	W-L	FIN
1978-79	California	0-3	—	2001-02	Oregon	5-0	1st		California	1-1	—
	Oregon	2-1	—		Oregon State	1-1	—		Colorado	3-1	—
	Utah	1-2	—		USC	1-1	—		USC	5-1	2nd
1979-80	Oregon State	3-0	1st		Washington	2-1	—	2011-12	Arizona State	0-1	—
1980-81	Arizona State	2-1	2nd	2002-03	Arizona State	1-1	—		Colorado	3-1	—
	California	1-2	—		Oregon State	1-1	—		Oregon State	2-1	—
1981-82	Oregon State	3-0	1st	2003-04	Arizona State	0-1	—		Utah	1-1	—
1983-84	California	2-1	—		Oregon State	2-1	—		Washington	3-1	—
	Utah	0-3	—		Washington	1-1	—	2012-13	Utah	5-1	2nd
1986-87	California	2-1	2nd	2005-06	Oregon State	1-1	—		Washington	1-1	—
1988-89	Oregon	3-0	1st	2006-07	Oregon	1-1	—	2013-14	Colorado	2-1	—
1995-96	Arizona	3-0	1st		Utah	1-1	—		Oregon	1-1	—
1998-99	Colorado	1-1	—	2007-08	Colorado	3-1	—		Washington	3-1	—
	Utah	0-1	—	2008-09	Oregon State	1-1	—		Washington State	0-1	—
	Washington	1-1	—	2009-10	Arizona	1-1	—	2014-15	UCLA	6-0	1st
1999-00	Arizona State	0-1	—		California	6-0	1st		Washington State	0-1	—
	USC	1-1	—		Oregon	2-1	—	2015-16	Oregon	4-1	—
2000-01	Arizona	1-1	—		Utah	1-1	—		Utah	2-1	—
	Oregon State	0-1	—	2010-11	Arizona	0-1	—				

ALL-TIME RESULTS

1979
Pac-12 Participants: CAL, ORE, UTAH
California (0-3)
 South Carolina 62, California 51
 Minnesota 73, California 64
 Utah 83, California 76
Oregon (2-1)
 Oregon 85, Minnesota 74
 South Carolina 84, Oregon 63 (Semifinal)
 Oregon 81, N. Kentucky 72 (Consolation Final)
Utah (1-2)
 Drake 88, Utah 67
 Mississippi College 86, Utah 65
 Utah 83, California 76

1980
Pac-12 Participants: OSU
Oregon State (3-0) *WNIT Champions*
 Oregon St. 79, Mississippi College 72
 Oregon St. 78, Drake 65 (Semifinal)
 Oregon St. 71, North Carolina 62 (Final)

1981
Pac-12 Participants: ASU, CAL
Arizona State (2-1) *WNIT Runner-up*
 Arizona State 85, Tennessee Tech 76
 Arizona State 90, Drake 86 (Semifinal)
 Georgia 75, Arizona State 73 (Final)
California (1-2)
 California 82, Baylor 72
 Georgia 80, California 68 (Semifinal)
 Drake 86, California 74 (Consol. Final)

1982
Pac-12 Participants: OSU
Oregon State (3-0) *WNIT Champions*
 Oregon State 71, So. Mississippi 65
 Oregon St. 76, Illinois St. 61 (Semifinal)
 Oregon State 76, Florida St 60 (Final)

1984
Pac-12 Participants: CAL, UTAH
California (2-1)
 Western Kentucky 82, California 76
 California 72, Utah 64
 California 81, Oklahoma 78
Utah (0-3)
 Vanderbilt 84, Utah 58
 California 73, Utah 64
 Illinois State 82, Utah 61

1987
Pac-12 Participants: CAL
California (2-1) *WNIT Runner-up*
 California 109, Appalachian State 99
 California 86, Creighton 82 (Semifinal)
 Arkansas 112, California 80 (Final)

1989
Pac-12 Participants: ORE
Oregon (3-0) *WNIT Champions*
 Oregon 82, DePaul 77
 Oregon 93, Toledo 63 (Semifinal)
 Oregon 67, San Diego State 62 (Final)

1996
Pac-12 Participants: ARIZ
Arizona (3-0) *WNIT Champions*
 Arizona 80, Western Kentucky 72
 Arizona 80, Arkansas 77 (Semifinal)
 Arizona 79, Northwestern 63 (Final)

1999
Pac-12 Participants: COLO, UTAH, WASH
Colorado (1-1)
 Colorado 70, BYU 53
 Drake 88, Colorado 62
Utah (0-1)
 Drake 70, Utah 62
Washington (1-1)
 Washington 67, Portland 63
 New Mexico 68, Washington 63

2000
Pac-12 Participants: ASU, USC
Arizona State (0-1)
 Colorado State 66, Arizona State 54
USC (1-1)
 USC 71, Santa Clara 64
 Colorado State 66, USC 56

Pac-12 members have met 13 times in the Postseason NIT:

Utah 83, California 76
 California 72, Utah 64
 Washington 97, USC 87, 2002
 Oregon 50, Oregon State 48, 2002
 Oregon 77, Washington 73, 2002
 California 64, Utah 54
 California 71, Oregon 57, 2010
 Colorado 81, California 65
 USC 87, Colorado 70
 Washington 52, Utah 39
 Washington 55, Oregon State 49
 Washington 93, Oregon 85, 2014
 Oregon 73, Utah 63, 2016

2001**Pac-12 Participants:** ARIZ, OSU**Arizona (1-1)**

Arizona 85, Pepperdine 65
 New Mexico 75, Arizona 62

Oregon State (0-1)

Brigham Young 78, Oregon State 63

2002**Pac-12 Participants:** ORE, OSU, USC, WASH**Oregon (5-0) *WNIT Champion***

Oregon 72, St. Mary's 61
 Oregon 50, Oregon State 48
 Oregon 77, Washington 73
 Oregon 65, Michigan State 54
 Oregon 54, Houston 52

Oregon State (1-1)

Oregon State 62, Hawaii 50
 Oregon State 50, Oregon State 48

USC (1-1)

USC 72, San Francisco 53
 Washington 97, USC 87

Washington (2-1)

Washington 82, North Texas 61
 Washington 97, USC 87
 Oregon 77, Washington 73

2003**Pac-12 Participants:** ASU, OSU**Arizona State (1-1)**

Arizona State 57, Hawaii 44
 Baylor 85, Arizona State 62

Oregon State (1-1)

Oregon State 77, UNLV 58
 Fresno State 58, Oregon State 57

2004**Pac-12 Participants:** ASU, OSU, WASH**Arizona State (0-1)**

UNLV 50, Arizona State 47

Oregon State (2-1)

Oregon State 69, Gonzaga 64
 Oregon State 75, Nebraska 67
 Creighton 74, Oregon State 64

Washington (1-1)

Washington 71, Pepperdine 59
 Creighton 74, Washington 69

2006**Pac-12 Participants:** OSU**Oregon State (1-1)**

Oregon State 77, Santa Clara 48
 Wyoming 67, Oregon State 49

2007**Pac-12 Participants:** ORE, UTAH**Oregon (1-1)**

Oregon 70, UC Santa Barbara 54
 Wyoming 64, Oregon 62

Utah (1-1)

Utah 78, Montana 70
 Illinois 59, Utah 48

2008**Pac-12 Participants:** COLO**Colorado (3-1)**

Colorado 82, Gonzaga 68
 Colorado 64, Villanova 58
 Colorado 96, TCU 90 (OT)
 Marquette 86, Colorado 72

2009**Pac-12 Participants:** OSU**Oregon State (1-1)**

Oregon State 59, Portland State 47
 New Mexico 61, Oregon State 56

2010**Pac-12 Participants:** ASU, CAL, ORE**Arizona State (1-1)**

Arizona State 84, New Mexico State 61
 BYU 61, Arizona State 53

California (6-0) *WNIT Champion*

California 74, UC Davis 69 (OT)
 California 64, Utah 54
 California 71, Oregon 57
 California 76, BYU 50
 California 61, Illinois State 45 (Semifinal)
 California 73, Miami (Fla.) 61 (Final)

Oregon (2-1)

Oregon 95, Eastern Washington 66
 Oregon 93, New Mexico 67
 California 71, Oregon 57

Utah (1-1)

Utah 66, Saint Mary's (Calif.) 53
 California 64, Utah 54

2011**Pac-12 Participants:** ARIZ, CAL, COLO, USC**Arizona (0-1)**

Utah State 103, Arizona 95

California (1-1)

California 74, Cal Poly 60
 Colorado 81, California 65

Colorado (3-1)

Colorado 71, UC Riverside 62
 Colorado 81, California 65
 Colorado 70, Wyoming 58
 USC 87, Colorado 70

USC (5-1)

USC 67, UC Santa Barbara 64
 USC 78, Nevada 59
 USC 62, BYU 50
 USC 87, Colorado 70
 USC 63, Illinois State 36 (Semifinal)
 Toledo 76, USC 68 (Final)

2012**Pac-12 Participants:** ASU, COLO, OSU, UTAH, WASH**Arizona State**

Pacific 77, Arizona State 62

Colorado (3-1)

Colorado 54, Northern Colorado 42
 Colorado 64, South Dakota 55
 Colorado 48, Villanova 47
 Oklahoma State 78, Colorado 70

Oregon State (2-1)

Oregon State 66, UC Davis 48
 Oregon State 56, Saint Mary's 41
 Washington 55, Oregon State 49

Utah (1-1)

Utah 69, Utah State 58
 Washington 52, Utah 39

Washington (3-1)

Washington 90, Cal Poly 71
 Washington 52, Utah 39
 Washington 55, Oregon State 49
 San Diego 58, Washington 47

2013**Pac-12 Participants:** UTAH, WASH**Utah (5-1)**

Utah 56, Long Beach State 49
 Utah 61, San Diego 50
 Utah 60, Pacific 55 (OT)
 Utah 58, Saint Mary's 55
 Utah 54, Kansas State 46 (OT)
 Drexel 46, Utah 43

Washington (3-1)

Washington 65, Eastern Washington 60
 Pacific 85, Washington 78

2014**Pac-12 Participants:** COLO, ORE, WASH, WSU**Colorado (2-1)**

Colorado 78, TCU 71
 Colorado 79, Southern Utah 68
 UTEP 68, Colorado 60

Oregon (1-1)

Oregon 90, Pacific 63
 Washington 93, Oregon 85

Washington (3-1)

Washington 67, Hawai'i 50
 Washington 93, Oregon 85
 Washington 62, San Diego 55
 UTEP 70, Washington 63

Washington State (0-1)

Montana 90, Washington State 78

NOTE: *The WNIT was not played during the 1996-97 season.*

2015**Pac-12 Participants:** UCLA, WSU**UCLA (6-0)**

UCLA 70, CSU Bakersfield 54
 UCLA 63, San Diego 58
 UCLA 74, Northern Colorado 60
 UCLA 82, Saint Mary's 66
 UCLA 69, Michigan 65
 UCLA 62, West Virginia 60

Washington State (0-1)

Eastern Washington 67, Washington State 54

2016**Pac-12 Participants:** ORE, UTAH**Oregon (4-1)**

Oregon 84, Long Beach State 76
 Oregon 84, Fresno State 59
 Oregon 73, Utah 63
 Oregon 71, UTEP 67
 South Dakota 88, Oregon 54

Utah (2-1)

Utah 95, Montana State 61
 Utah 92, Gonzaga 77
 Oregon 73, Utah 63

Many outstanding Pac-12 women's basketball players have gone on to succeed at the professional level, as 10 former Pac-12 stars were on the opening day rosters as players or coaches in the WNBA. Headlining the list of former Pac-12 athletes who have played in the WNBA is Lisa Leslie, a five-time All-WNBA first team honoree and the 2002 WNBA Finals MVP who retired in 2009. Leslie became the first WNBA player to amass 5,000 career points and recorded the first dunk in league history during the 2002 season. She guided the Los Angeles Sparks to back-to-back league titles in 2001 and 2002. Fellow USC alums and retired WNBA stars Tina Thompson and Cynthia Cooper helped guide the Houston Comets to four-straight WNBA titles from 1997-2000. Most recently, former Stanford Cardinal and current LA Spark Nnemkadi Ogwumike was named the WNBA's Rookie of the Year in 2012. Two years later, her sister Chiney won the award as a member of the Connecticut Sun. In 2016, Nnemkadi was voted the WNBA Player of the Year.



USC's Lisa Leslie was named the MVP of the 2002 WNBA Championship.

#9 LISA LESLIE (USC)

- Starting center for the Los Angeles Sparks, three-time MVP, named to the WNBA All-Decade Team
- First WNBA player to amass 5,000 career points
- Recorded first dunk in WNBA history during 2002 season
- Named MVP of the 2002 WNBA Championship
- Named MVP of the WNBA All Star game in 1999, 2001 and 2002
- Named to the All-WNBA Second Team in 1998, 1999 and 2005, First Team in 1997, 2000, 2001, 2002, 2003, 2004 and 2006
- Helped lead Sparks to two WNBA titles in 2001 and 2002
- Seven-time All-Star participant and All-Star MVP in 2001, 2004 and 2006



UCLA's Natalie Williams was USA Basketball's Female Athlete of the Year in 1999.

#24 NATALIE WILLIAMS (UCLA)

- Named first team All-WNBA in 1999, 2001
- Competed in the now-defunct ABL, was selected as the 1998 ABL MVP and named to the ABL All-Star Game
- Led league in total rebounds (336) and rebounds per game (11.6) and double-doubles
- Five-time All-Star selection- 1999, 2000, 2001, 2003 and 2004
- USA Basketball's Female Athlete of the Year in 1999



USC's Tina Thompson (left) and Cynthia Cooper (right) celebrate four straight WNBA titles with the Houston Comets.

#7 TINA THOMPSON (USC)

- A starter for the four-time WNBA champion Houston Comets ('97, '98, '99, '00)
- Named to the All-WNBA First Team in 1997, 1998 and 2004 and Second Team in 1999, 2000, 2001 and 2002
- Named Most Valuable Player in the WNBA 2000 All Star game
- One of just five women to play in four WNBA All Star games
- Became just the second player in WNBA history to surpass the 4,000 point mark
- Named to the WNBA All-Decade Team

#14 CYNTHIA COOPER (USC)

- A member of the four-time WNBA champion Houston Comets ('97, '98, '99, '00)
- Named MVP of the WNBA Championship in 1997, 1998 and 2000
- Named the winner of the WNBA Most Valuable Award in both 1997 and 1998
- Selected to the All-WNBA First Team all four years (1997-00) and WNBA All-Decade Team
- Led the WNBA in scoring in 1997 (22.2 ppg) and 1998 (22.7 ppg)

PAC-12 PLAYERS IN THE WNBA (2016)

Player	School/Graduated	WNBA Team
Jayne Appel-Marinelli	Stanford '10	San Antonio Silver Stars
Brittany Boyd	California '15	New York Liberty
Layshia Clarendon	California '13	Atlanta Dream
Miles Cooper	USC	Atlanta Dream, Asst. Coach
Reshanda Gray	California '15	Atlanta Dream
Julie Brase Hargrove	Arizona '03	Phoenix Mercury, Asst. Coach
Ruth Hamblin	Oregon State '16	Dallas Wings
Briann January	Arizona State '09	Indiana Fever
Leilani Mitchell	Utah '08	Washington Mystics
Chiney Ogwumike	Stanford '14	Connecticut Sun
Nnemkadi Ogwumike	Stanford '12	Los Angeles Sparks
Shelley Patterson	Washington State '83	Minnesota Lynx, Asst. Coach
Jeanette Pohlen	Stanford '11	Indiana Fever
Noelle Quinn	UCLA '07	Seattle Storm
Karleen Thompson	USC '97	Atlanta Dream, Assoc. Coach



A former WNBA No. 1 Draft pick, Nnemkadi Ogwumike was voted WNBA Rookie of the Year in 2012 and WNBA Player of the Year in 2016.

ARIZONA

Aida Barnes	Arizona '98
Minnesota	1999
Cleveland	2000
Seattle	2002-04
Julia Brase	Arizona '03
Phoenix, Asst. Coach	2006-11, 13-14
Davellyn Whyte	Arizona '13
San Antonio	2013

ARIZONA STATE

Monique Ambers	Arizona State '93
Sacramento, Asst. Coach	2002-09
New York, Asst. Coach	2012
Michelle Cherry	Arizona State '92
Sacramento, Asst. Coach	2002
Kym Hampton	Arizona State '84
New York	1999
Briann January	Arizona State '09
Indiana	2009-16

CALIFORNIA

Laura Baker	California '91
Phoenix Mercury	1999
Brittany Boyd	California '15
New York Liberty	2015-16
Gennifer Brandon	California '14
Chicago	2014
Layshia Clarendon	California '13
Indiana	2013-15
Atlanta Cream	2016
Reshanda Gray	California '15
Atlanta Dream	2015-16
Alex Gray-Lawson	California '10
Phoenix	2011-12
Carolyn Jenkins	California '90
Minnesota, Asst. Coach	2003-08
Teresa Palmisano	California '91
Cleveland Rockers	1999
Trisha Stafford-Odom	California '92
Houston	2001
Miami	2002
Ashley Walker	California '09
Seattle	2009
Milica Vukadinovic	California '93
Charlotte Sting	1997

COLORADO

Tera Bjorklund	Colorado '04
Charlotte	2004
Isabelle Fijalkowski	Colorado '95
Cleveland	1997-98
Chucky Jeffery	Colorado '13
New York	2013
Raegan Scott	Colorado '97
Utah	1997
Cleveland	1998

OREGON

Brandi Davis	Oregon '06
Los Angeles	2006
Edniesha Curry	Oregon '03
Phoenix	2003-04
Los Angeles	2005
Taylor Lilley	Oregon '10
Phoenix	2010
Catherine Kraayeveld	Oregon '05
New York	2005-09
Chicago	2010-11
Atlanta	2012
San Antonio	2013
Jenny Mowe	Oregon '01
Portland	2001-02

OREGON (cont'd)

Shaquala Williams	Oregon '02
Los Angeles	2003-04
Seattle Storm, Asst. Coach	2014
Angelina Wolvert	Oregon '02
Cleveland	2001

OREGON STATE

Felicia Raglund	Oregon State '02
Seattle	2002
Houston	2005
Ruth Hamblin	Oregon State '16
Dallas Wings	2016

STANFORD

Jayne Appel	Stanford '10
San Antonio	2010-16
Jennifer Azzi	Stanford '90
Detroit	1999
Utah	2000-02
San Antonio	2003
Bethany Donaphin	Stanford '02
New York	2003-04
Milena Flores	Stanford '00
Miami	2000
Kristen Folkl	Stanford '98
Minnesota	1999-00
Portland	2001-02
Sonja Henning	Stanford '91
Houston	1999, 02
Seattle	2000-02
Indiana	2003
Washington	2003
Naomi Multiauaopele	Stanford '98
Utah	2000
Vanessa Nygaard	Stanford '98
Cleveland	1999
Portland	2000-01
Miami	2002
Los Angeles	2003
San Antonio, Asst. Coach	2008
Nnemkadi Ogwumike	Stanford '12
Los Angeles	2012-16
Chiney Ogwumike	Stanford '12
Connecticut	2014-16
Heather Owen	Stanford '98
Washington	1999-00
Kate Paye	Stanford '95
Minnesota	2000-01
Seattle	2002
Kayla Pedersen	Stanford '11
Tulsa	2011-12
Connecticut	2013-15
Jeanette Pohlen	Stanford '11
Indiana	2011-13, 15-16
Nicole Powell	Stanford '04
Charlotte	2004
Sacramento	2005-09
New York	2010-12
Seattle Storm	2013-14
Olympia Scott	Stanford '98
Utah	1998-99
Detroit	1999-2000
Indiana	2001-02, 06
Charlotte	2004
Sacramento	2005
Phoenix	2007-08
Brooke Smith	Stanford '07
Phoenix	2008-10
Charmin Smith	Stanford '97
Minnesota	1999
Seattle	2000-01
Phoenix	2003

STANFORD (cont'd)

Kate Starbird	Stanford '97
Sacramento	1999
Utah	2000-02
Seattle	2002
Indiana	2004
Kate Steding	Stanford '90
Sacramento	2000
Seattle	2001
Atlanta, Asst. Coach	2008
Joslyn Tinkle	Stanford '13
Seattle	2013
Jamila Wideman	Stanford '97
Los Angeles	1997-98
Cleveland	1999
Portland	2000
Candice Wiggins	Stanford '08
Minnesota	2008-12
Tulsa	2013
Los Angeles	2014
New York	2015
Val Whiting	Stanford '93
Detroit	1999
Minnesota	2000-02
Lindsay Yamasaki	Stanford '02
Miami	2002
New York	2003

UCLA

Nicole Anderson	UCLA '93
Los Angeles	1999
Nikki Blue	UCLA '06
Washington	2006-09
New York	2010
Sandra Van Embricqs	UCLA '90
Los Angeles	1999
Michelle Greco	UCLA '03
Seattle	2004
Maylana Martin	UCLA '00
Minnesota	2000-01
Charlotte	2002
Noelle Quinn	UCLA '07
Minnesota	2007-08
Los Angeles	2009-11
Washington	2012
Seattle	2013-14, 16
Phoenix	2015
Rehema Stephens	UCLA '92
Sacramento	1998
Natalie Williams	UCLA '92
Utah	1999-2002
Indiana	2003-05
Lisa Willis	UCLA '06
Los Angeles	2006
New York	2007-08

USC

Michelle Campbell	USC '97
Utah	1999
Washington	2000
Cynthia Cooper	USC '86
Houston	1997-2000, 03
Phoenix, Head Coach	2001-02
Kim Gessig	
Los Angeles	1997
Jacki Gemelos	USC '12
Chicago Sky	2015
Briana (Gilbreath) Butler	USC '12
Phoenix	2013
Connecticut	2014
Indiana	2015

USC (cont'd)

Ebony Hoffman	USC '04
Indiana	2004-10
Los Angeles	2011-13
Connecticut	2014
Monica Lamb	USC '87
Houston	1998-2000
Lisa Leslie	USC '94
Los Angeles	1997-09
Nicky McCrimmon	USC '94
Los Angeles	2000-04
Pamela McGee	
Sacramento	1997
Los Angeles	1998
Cheryl Miller	
Phoenix, Head Coach	1997-2000
Eshaya Murphy	USC '07
Minnesota	2007
Detroit	2008
Indiana	2009-10
Chicago	2010-13
Phoenix	2014
Karleen Thompson	USC '96
Los Angeles, Asst. Coach	2002-04
Los Angeles, Interim Head Coach	2005-06
Houston, Asst. Coach	2005-06
Houston, Head Coach	2007
Atlanta Dream, Asst. Coach	2014-15
Tina Thompson	USC '97
Houston	1997-08
Los Angeles	2009-11
Seattle	2012-13
Adrain Williams	USC '99
Phoenix	2000-03
San Antonio	2004
Minnesota	2006
Sacramento	2007

UTAH

Leilani Mitchell	Utah '08
New York	2008-13
Phoenix	2015
Washington	2016
Kim Smith	Utah 2006
Sacramento	2006-08
Shona Thornburn	Utah '06
Minnesota	2006
Seattle	2007

WASHINGTON

Amber Hall	Washington '99
Portland	2002
Kristen O'Neill	Washington '03
Seattle	2008
Jamie Redd	Washington '99
Seattle	2000, 01, 02

WASHINGTON STATE

Shelley Patterson	Washington State '83
Indiana, Asst. Coach	2002-04
Charlotte, Asst. Coach	2006-09
Minnesota, Asst. Coach	2010-15

PAC-12 IN THE WNBA DRAFT HISTORY

1997 Player Allocation Draft

Player	School	Pos.	Rd	Pick	Team
Cynthia Cooper	USC	Guard		6	Houston Comets
Lisa Leslie	USC	Center		7	Los Angeles Sparks

1997 - Elite Draft

Player	School	Pos.	Rd	Pick	Team
Isabelle Fijalkowski	Colorado	C/F	1	2	Cleveland Rockers
Kym Hampton	ASU	C/F	1	4	New York Liberty

1997 - College Draft

Player	School	Pos.	Rd	Pick	Team
Tina Thompson	USC	Forward	1	1	Houston Comets
Pamela McGee	USC	Center	1	2	Sacramento Monarchs
Jamila Wideman	Stanford	Guard	1	3	Los Angeles Sparks
Raegan Scott	Colorado	F/C	3	21	Utah Starzz
Monique Ambers	ASU	Forward	4	25	Phoenix Mercury

1998 - College Draft

Player	School	Pos.	Rd	Pick	Team
Olympia Scott	Stanford	F/C	2	11	Utah Starzz
Rehema Stephens	UCLA	Guard	3	25	Los Angeles Sparks
Tanja Kostic	Oregon St.	Forward	3	26	Cleveland Rockers
Adia Barnes	Arizona	Forward	4	33	Sacramento Monarchs
Vanessa Nygaard	Stanford	Forward	4	39	New York Liberty
Monica Lamb-Lattin	USC	Center	4	40	Houston Comets

1999 - Expansion Draft

Player	School	Pos.	Rd	Pick	Team
Kristin Folk	Stanford	Forward		1	Minnesota

1999 - College Draft

Player	School	Pos.	Rd	Pick	Team
Natalie Williams	UCLA	Center	1	3	Utah Starzz
Jennifer Azzi	Stanford	Guard	1	5	Detroit Shock
Val Whiting	Stanford	Center	2	17	Detroit Shock
Sonja Henning	Stanford	Guard	2	24	Houston Comets
Kate Starbird	Stanford	Guard	3	26	Sacramento Monarchs

2000 - College Draft

Player	School	Pos.	Rd	Pick	Team
Maylana Martin	UCLA	Forward	1	10	Minnesota Lynx
Naomi Multiauopele	Stanford	Center	1	12	Utah Starzz
Katy Steding	Stanford	Forward	1	14	Sacramento Monarchs
Adrain Williams	USC	F/C	2	21	Phoenix Mercury
Milena Flores	Stanford	Guard	3	40	Miami Sol
Rhonda Y Smith	Washington	Center	3	46	Sacramento Monarchs
Marte Alexander	Arizona	Center	3	47	Los Angeles Sparks
Sophie Von Saldern	California	F/C	4	49	Cleveland Rockers
Nicky McCrimmon	USC	Guard	4	63	Los Angeles Sparks

2001 - College Draft

Player	School	Pos.	Rd	Pick	Team
Jenny Mowe	Oregon	Center	2	20	Portland Fire
Angeline Wolver	Oregon	F/C	3	43	Cleveland Rockers
Reshea Bristol	Arizona	Guard	4	50	Charlotte Sting
Carolyn Moos	Stanford	Center	4	53	Phoenix Mercury

2002 - College Draft

Player	School	Pos.	Rd	Pick	Team
Felicia Ragland	Oregon St	Guard	2	28	Seattle Storm
Lindsey Yamasaki	Stanford	G/F	2	29	Miami Sol
Mandy Nightingale	Colorado	Guard	3	37	Portland Fire
Edniesha Curry	Oregon	Guard	3	41	Charlotte Sting
LaKeisha Taylor	Arizona	Center	4	49	Indiana Fever
Melody Jackson	Arizona St	Center	4	50	Portland Fire
Cori Enghusen	Stanford	Center	4	58	Houston Comets
Elizabeth Pickney	Arizona	Forward	4	60	Sacramento Monarchs

2003 - College Draft

Player	School	Pos.	Rd	Pick	Team
Shaquala Williams	Oregon	Guard	3	30	Cleveland Rockers
Nicole Kaczmarek	UCLA	Guard	3	39	New York Liberty

2004 - College Draft

Player	School	Pos.	Rd	Pick	Team
Nicole Powell	Stanford	Guard	1	3	Charlotte Sting
Ebony Hoffman	USC	Center	1	9	Indiana Fever

2005 - College Draft

Player	School	Pos.	Rd	Pick	Team
DeeDee Wheeler	Arizona	Guard	2	26	Los Angeles Sparks
Catherine Kraayeveld	Oregon	Forward	3	27	San Antonio Silver Stars

2006 - College Draft

Player	School	Pos.	Rd	Pick	Team
Lisa Willis	UCLA	Guard	1	5	Los Angeles Sparks
Shona Thorburn	Utah	Guard	1	7	Minnesota Lynx
Kim Smith	Utah	Forward	1	13	Sacramento Monarchs
Nikki Blue	UCLA	Guard	2	19	Washington Mystics

2007 - College Draft

Player	School	Pos.	Rd	Pick	Team
Noelle Quinn	UCLA	Guard	1	4	Minnesota Lynx
Shay Murphy	USC	Guard	2	15	Minnesota Lynx
Brooke Smith	Stanford	Center	2	23	Sacramento Monarchs
Kristen Newlin	Stanford	F/C	3	34	Houston Comets
Emily Westerberg	Arizona St	Forward	3	37	Phoenix Mercury

2008 - College Draft

Player	School	Pos.	Rd	Pick	Team
Candice Wiggins	Stanford	Guard	1	3	Minnesota Lynx
Lindsey Pluimer	UCLA	Guard	2	20	Washington Mystics
Leilani Mitchell	Utah	Guard	2	25	Phoenix Mercury

2009 - College Draft

Player	School	Pos.	Rd	Pick	Team
Briann January	Arizona St	Guard	1	6	Indiana Fever
Ashley Walker	California	Forward	1	12	Seattle Storm
Camille LeNoir	USC	Guard	2	23	Washington Mystics
Morgan Warburton	Utah	Guard	3	33	Sacramento Monarchs

2010 - College Draft

Player	School	Pos.	Rd	Pick	Team
Jayne Appel	Stanford	F/C	1	5	San Antonio Silver Stars
Alexis Gray-Lawson	California	Guard	3	30	Washington Mystics

2011 - College Draft

Player	School	Pos.	Rd	Pick	Team
Kayla Pedersen	Stanford	Forward	1	7	Tulsa Shock
Jeanette Pohlen	Stanford	Guard	1	9	Indiana Fever
Brittany Spears	Colorado	Forward	2	19	Phoenix Mercury
Ify Ibekwe	Arizona	Center	2	24	Seattle Storm

2012 - College Draft

Player	School	Pos.	Rd	Pick	Team
Nnemkadi Ogwumike	Stanford	Forward	1	1	Los Angeles Sparks
Jacki Gemelos	USC	Guard	3	31	Minnesota Lynx
Amanda Johnson	Oregon	Forward	3	33	Phoenix Mercury
Briana Gilbreath	USC	Guard	3	35	Washington Mystics

2013 - College Draft

Player	School	Pos.	Rd	Pick	Team
Layshia Clarendon	California	Guard	1	9	Indiana Fever
Davelyn Whyte	Arizona	Guard	2	16	San Antonio Silver Stars
Chucky Jeffery	Colorado	Guard	2	24	Minnesota Lynx

2014 - College Draft

Player	School	Pos.	Rd	Pick	Team
Chiney Ogwumike	Stanford	Forward	1	1	Connecticut Sun
Michelle Plouffe	Utah	Forward	2	19	Seattle Storm
Cassie Harberts	USC	Forward	2	20	Atlanta Dream
Gennifer Brandon	California	Forward	2	22	Chicago Sky
Mikaela Ruef	Stanford	Forward	3	31	Seattle Storm

2015 - College Draft

Player	School	Pos.	Rd	Pick	Team
Brittany Boyd	California	Guard	1	9	New York Liberty
Reshanda Gray	California	Forward	2	16	Minnesota Lynx
Amber Orrange	Stanford	Guard	2	23	New York Liberty
Promise Amukamara	Arizona State	Guard	3	36	Phoenix Mercury

2016 - College Draft

Player	School	Pos.	Rd	Pick	Team
Jamie Weisner	Oregon State	Guard	2	17	Connecticut Sun
Ruth Hamblin	Oregon State	Center	2	18	Dallas Wings
Lia Galdeira	Washington St.	Guard	2	19	Washington Mystics
Jillian Alleyne	Oregon	Forward	2	20	Phoenix Mercury
Talia Walton	Washington	Forward	3	29	Los Angeles Sparks
Nirra Fields	UCLA	Guard	3	32	Phoenix Mercury
Temi Fagbenle	USC	Guard	3	35	Minnesota Lynx



Former Sun Devil Briann January has been in the WNBA since 2009. She was selected sixth overall by the Indiana Fever



Stanford's Chiney Ogwumike was the second player in three years, and third all-time, to be drafted No. 1 overall. She went on to be named WNBA Rookie of the Year.



LARRY SCOTT - COMMISSIONER

Throughout his career as a student-athlete, professional athlete, and sports executive, Larry Scott has been a game changer: a bold, innovative leader with a vision for transformative change — from equal prize money at Wimbledon to expansion and revitalization of the Pac-12 Conference. Commissioner Scott's firm belief that sport has the power to be a force for positive change has been the hallmark of his career.

EXPANSION AND INNOVATION AT THE PAC-12

In his seven years as Pac-12 Commissioner, with the support of the Pac-12's member universities' presidents and chancellors, Scott has orchestrated a rebranding of the Conference, with messages of innovation, excellence, and the advantages of a West Coast location at its core. Scott also led the Conference through an expansion for the first time since 1978 by successfully adding Colorado and Utah.

During his tenure, the Pac-12 added a Football Championship Game, transformed the Conference basketball tournaments into must-attend events, and secured an agreement for equal revenue sharing for the first time ever.

Scott has also led a transformation of the Conference's media posture by delivering much-needed revenue, dramatically increasing exposure for women's and Olympic sports, establishing digital and mobile platforms for Pac-12 content, and creating training and employment opportunities for thousands of Pac-12 students interested in launching media careers. To achieve these goals, he delivered a landmark media rights agreement with ESPN and Fox Sports and created Pac-12 Networks, the first-ever integrated media company owned by a collegiate conference.

Commissioner Scott and the presidents and chancellors of the Pac-12 have led the way in ensuring that the academic mission and welfare of student-athletes remain the primary focus of intercollegiate athletics. Through a series of reforms, Pac-12 schools have committed to enhanced student-athlete benefits, including increasing scholarship limits to cover the full cost of attending college, and the Pac-12 has formally added student-athletes to its governance structure.

Under Scott's leadership, the Pac-12 also created a Student-Athlete Health Initiative that is a collective effort between the conference and our member universities to find ways to reduce injuries, share current best practices and latest studies, and conduct research to uncover new ways to keep student-athletes as safe as possible. The 7,000 student-athletes in the Pac-12 benefit deeply from college athletics as their sports provide them an avenue to graduate from some of the best universities in the world. Scott is staunchly committed to retaining college sports a vital component of American higher education by continually adapting to the changing needs of today's student-athletes.

His vision for the Conference also reaches beyond geographic borders. In 2011, Scott launched Pac-12 Global, which aims to expand the Conference's footprint in Asia and beyond. Since its advent, the initiative has been the catalyst for several international athletic events and student-athlete cultural exchange programs. In 2015, the Pac-12 hosted the first-ever regular season basketball game, collegiate or professional, to be played in China as the University of Washington defeated the University of Texas.

PROVEN LEADERSHIP IN ATHLETICS

Scott succeeded Tom Hansen as the sixth Commissioner of what was then the Pac-10 Conference on July 1, 2009. Before that, he served for six years as Chairman and Chief Executive Officer of the Sony Ericsson Women's Tennis Association (WTA) Tour, where he helped generate unprecedented growth and popularity for women's professional tennis on a global scale.

At the WTA Tour, Scott worked with Billie Jean King and others to achieve the long-sought goal of equal prize money for women in tennis' grand slam events. He also became the architect of the largest-ever sponsorship in both women's sports and professional tennis, a six-year \$88-million title sponsorship agreement with Sony Ericsson. His many other WTA achievements include the largest television deal in women's tennis history, a reform package that led to a 40 percent increase in prize money, and \$750 million in facilities investments.

Scott's career in athletics extends back to his captaincy of the Harvard men's tennis team, where he was named an All-American, earned a B.A. in History, and developed a first-hand understanding of the importance of maintaining a balance between academics and athletics.

He went on to play tennis professionally on the ATP circuit, winning one title, and then going on to work for more than a decade with the ATP, where his roles included Chief Operating Officer, President of ATP Properties, and Executive Vice President of the International Group. In those roles, he was credited with significantly increasing the global popularity of men's tennis, establishing the Tennis Masters Cup as one of the sport's most successful events, negotiating a renewal of the ATP's 13-year partnership with Mercedes-Benz that remains one of the preeminent sponsorship agreements in tennis history, and launching tournaments in places like China and the Persian Gulf.

RECOGNITION AND SERVICE

Scott has often earned recognition for his visionary leadership. In 2012, he was a finalist for the Sports Executive of the Year Award given by Sports Business Journal and was awarded the Vision Award by Cynopsis Sports. Also that year, the Pac-12 was nominated by Sports Business Journal as the Sports League of the Year. In 2013, Scott was given the Americanism Award by the Anti-Defamation League in tribute to his mission of fostering positive change through sports. Scott also serves on the board of the Women's Sports Foundation.

During his tenure as Commissioner, Scott has increasingly become a leader in intercollegiate athletics, playing a major role in creation of the College Football Playoff, demonstrating leadership in the drive for NCAA reform, and being a strong advocate for maintaining the primacy of academics and the welfare of student-athletes.

Larry and his wife, Cybille, live in Danville, Calif., and have three children, Alexander, Sebastien, and Alannah.

SCOTT QUICK FACTS

CURRENT POSITION:

**Commissioner
Pac-12 Conference
July 1, 2009-Present**

PREVIOUS POSITION:

**Chairman & CEO • WTA Tour
April 15, 2003-June 30, 2009**

HONORS:

- Finalist for Sports Business Journal Sports Executive of the Year, 2012
- Vision Award Winner, Cynopsis Sports Awards, 2012
- Americanism Award Recipient, Anti-Defamation League, 2013
- TIME Magazine's List of Best Sports Executives, 2008

EDUCATION:

Harvard University, B.A. European History
1986 graduate with Honors

ATHLETIC ACCOMPLISHMENTS:

All-American tennis player at Harvard
Three-year professional tennis player, winning one ATP title

PREVIOUS PAC-12 COMMISSIONERS

EDWIN N. ATHERTON
1940-1944

VICTOR O. SCHMIDT
1944-1959

THOMAS J. HAMILTON
1959-1971

WILES HALLOCK
1971-1983

THOMAS C. HANSEN
1983-2009

LAWRENCE G. SCOTT
2009-Present

LEARFIELD SPORTS DIRECTORS' CUP

The STANFORD Cardinal captured their 22nd-consecutive Directors' Cup in leading the Pac-12 Conference to another impressive finish in the final 2015-16 Division I Learfield Sports Directors' Cup standings, the National Association of Collegiate Directors of Athletics (NACDA) announced.

Led by a spring NCAA title in women's tennis, and a pair of runner-up finishes in women's golf and women's water polo, Stanford won its 22nd-consecutive Cup. The Cardinal grabbed another NCAA title in men's soccer and posted eight top five finishes in tallying an impressive 1,526.50 points. That's 220 points more than runner-up Ohio State.

USC finished fourth (1,196.25 points) for its third consecutive top 10 finish. The Trojans captured a pair of spring titles in women's water polo and beach volleyball. UCLA placed sixth overall, its 20th top 10 finish in the Directors' Cup, with 1,091.50 points. The Bruins collected a title in men's water polo and posted six other top-five finishes during the 2015-16 year. Behind its three national titles in men's golf, and men's and women's indoor track and field, OREGON posted its highest finish ever in the Directors' Cup at 10th with 973.75 points. CALIFORNIA added a national title in women's rowing and placed 11th with 966.00 points. WASHINGTON added an NCAA title in women's golf and placed 14th with 951.50 points, while ARIZONA posted a national runner-up finish in baseball and collect 740.75 points giving the Pac-12 Conference a phenomenal seven teams among the top 25.

ARIZONA STATE finished 37th (595.25), followed by COLORADO which finished 46th (483.75), UTAH was 51st over-all (433.75), followed by OREGON STATE (84th, 245.25) and WASHINGTON STATE (102nd, 172.00).

The success of the Pac-12 in the Directors' Cup was bolstered by the capturing of 10 NCAA titles, most among all conferences. In addition, 10 Pac-12 league members combined to post 38 top-four finishes in 22 NCAA championships.

The Directors' Cup was developed as a joint effort between the National Association of Collegiate Directors of Athletics (NACDA) and USA Today. Points are awarded based on each institution's finish in up to 20 sports - 10 women's and 10 men's.

CONFERENCE COMPARISON

	Conference*	Top 25 Schools	Membership Ratio
1.	Pac-12 (12)	7	.583
2.	ACC (15)	6	.400
3.	SEC (14)	5	.357
4.	Big Ten (14)	4	.286
5.	Big 12 (10)	3	.300

* based on 2015-16 membership

WHERE THEY RANKED

	School	Total Pts
1.	Stanford	1526.50
4.	USC	1196.25
6.	UCLA	1091.50
10.	Oregon	973.75
11.	California	966.00
14.	Washington	951.50
25.	Arizona	740.75
37.	Arizona State	595.25
48.	Colorado	483.75
51.	Utah	433.75
84.	Oregon State	245.25
102.	Washington State	172.00

TOM HANSEN CONFERENCE MEDAL WINNERS



A Conference Medal is awarded annually to each member institution's outstanding senior male and female student-athlete based on the exhibition of the greatest combination of performance and achievement in scholarship, athletics and leadership.

Conference medal winners have been named every year since the 1960-61 academic year. In 2009, the Pac-12 re-named the award the Tom Hansen Conference Medal in honor of Hansen, who retired at the end of June 2009 after serving for 26 years as Commissioner of the Pac-10.

Following are the 2015-16 award winners:

2015-16 PAC-12 TOM HANSEN CONFERENCE MEDAL WINNERS

School	Men	Women
Arizona	Rafael Quintero, Diving	Bonnie Brandon, Swimming
Arizona State	Michael Bercovici, Football	Elisha Davis, Basketball
California	Tyrone Wallace, Basketball	Rachel Bootsma, Swimming
Colorado	Connor Winter, Cross Country	Alexis Keating, Golf
Oregon	Daan Maasland, Tennis	Cheridan Hawkins, Softball
Oregon State	Seth Thomas, Wrestling	Ruth Hamblin, Basketball
Stanford	Conrad Kaminski, Volleyball	Ivana Hong, Gymnastics
UCLA	Daniel McClintick, Water Polo	Danusia Francis, Gymnastics
USC	Max de Vroome, Tennis	Samantha Bricio, Volleyball
Utah	Brandon Taylor, Basketball	Breanna Hughes, Gymnastics
Washington	Brian Clay, Football	Melanie Wade, Volleyball
Washington State	Joe Dahl, Football	Kourtney Guetlein, Soccer



JAMIE ZANINOVICH • Deputy Commissioner and Chief Operating Officer

Deputy Commissioner Jamie Zaninovich comes to the Pac-12 after six years as the commissioner of the West Coast Conference. At the Pac-12, Zaninovich has responsibility for all aspects of the Pac-12 Conference's administrative operations, including television administration, sport management, championships, football bowl relationships, governance, enforcement, compliance, and officiating.

In his time with the WCC, Zaninovich led the conference through a period of unprecedented membership growth, transformed the conference basketball championships into successful events, and brought forward television and digital media advances that showcased the WCC's brand regionally, nationally and internationally.

Zaninovich was a member of the NCAA Division I Men's Basketball Committee from 2011-2014 and is a past Chair of the Division I Collegiate Commissioners Association Division I Subdivision. He is also a founding member of the Board of Managers and Competition Committee of the Men's Basketball Officiating LLC, a past member of the NCAA Committee on Women's Athletics and was named one of the prestigious "40 Under 40" honorees by the Sports Business Journal in 2010.

A native of Eugene, Oregon, Zaninovich is a graduate of Stanford University and the Stanford University Graduate School of Business. Prior to the WCC, he served as a sports administrator at both Stanford and Princeton University.



WOODIE DIXON • General Counsel, Senior Vice President Business Affairs

Woodie Dixon joined the Pac-12 in April 2010 and manages all business affairs, in-house legal matters and human resources for the Conference and Pac-12 Networks, as well as football administration for the Conference.

Prior to joining the Pac-12, Dixon spent six years (2004-10) as General Counsel for the NFL's Kansas City Chiefs overseeing all legal matters for the franchise, including player, marketing, sponsorship, stadium operations, special event and sales contracts, litigation and licensing. Previously, he has practiced law with the NFL, Sidley, Austin, Brown & Wood LLP in Chicago, and Dorsey & Whitney LLP in Minneapolis, Minn.

Dixon is a graduate of Harvard Law School, the University of Massachusetts graduate program in Sports Management and Amherst College.



DANETTE LEIGHTON • Chief Marketing Officer

Danette Leighton joined the Pac-12 Conference in April 2010 as the Conference's first Chief Marketing Officer. Her responsibilities include leading the Conference and Pac-12 Networks in the development and implementation of strategic marketing and communication programs, as well as integrating and supporting the marketing interests of the member institutions. She oversees the areas of business operations, communications, event operations, marketing, public affairs and ticket sales, as well as the communications and marketing departments at Pac-12 Networks.

An Arizona graduate, Leighton returns to the Pac-12 where she began her career as a public relations intern. Most recently, she acted as Vice President of Marketing and Brand Development for Maloof Sports & Entertainment. She spent the last decade overseeing all marketing and branding efforts for the NBA's Sacramento Kings and ARCO Arena, as well as the business operations for the WNBA's Sacramento Monarchs.

Previously, she led Sony's sports marketing division, focusing on the PGA Tour and the Sony Open in Hawai'i. She also served as the executive director of the 1999 NCAA Women's Basketball Final Four at Stanford and worked in public relations for the Fiesta Bowl.



RON MCQUATE • Chief Financial Officer

Ron McQuate joined the Pac-12 in March 2010 as the Chief Financial Officer and manages the finances for the Conference and Pac-12 Networks. Prior to joining the Pac-12, McQuate spent seven years at the Sony Ericsson WTA Tour (WTA) where he served Sr. Vice President of Finance.

Before the WTA, McQuate acted as Vice President of Finance for the Soccer, Europe, and Events Divisions of AEG in Los Angeles, Calif.

He began his career in sports with the Cleveland Indians as Controller and then Director of Corporate Planning and Development. McQuate earned his B.S.B.A. in accounting from the University of Dayton.



GLORIA NEVAREZ • Senior Associate Commissioner, Senior Woman Administrator

Gloria Nevarez was named the Pac-12's Senior Associate Commissioner and Senior Woman Administrator in April 2010. Nevarez is responsible for the administration of the Conference's Senior Woman Administrators and oversees all sports except football. She is the Pac-12 liaison for men's basketball and women's golf.

Before joining the Pac-12, Nevarez spent the previous three years as Senior Associate Athletic Director at the University of Oklahoma, overseeing marketing, human resources, strength and conditioning and several sports including men's and women's basketball. She also served as the University's liaison for Title IX compliance and Big 12 governance issues. Before Oklahoma, Nevarez was Associate Commissioner/SWA for the West Coast Conference. Nevarez previously held positions in program management, compliance and legal affairs at the University of California. She also worked in the athletic department at San Jose State University and was an adjunct faculty member at the University of San Francisco.

Nevarez is a graduate of the University of Massachusetts where she played basketball and is a University of California, Berkeley Law alumna.



ERIK HARDENBERGH • Senior Vice President, Public Affairs

Erik Hardenbergh joined the Pac-12 as the Vice President of Public Affairs in July 2012. Hardenbergh leads the development and execution of public relations plans and strategies promoting the interests and reputation of the Pac-12 and Pac-12 Networks. Hardenbergh plays a pivotal role in enhancing the Conference's visibility at local, national and global levels.

Most recently, Hardenbergh spent four years as the Vice President of the Glover Park Group in Washington, D.C., where he developed strategic messaging platforms and coordinated integrated campaigns for companies including JPMorgan Chase and United Technologies. Hardenbergh has also worked for several sports media outlets including Yahoo! Sports, Fox Sports Northwest and ABC Sports.

Hardenbergh holds a bachelor's degree in political science from Amherst College, where he was an Academic All-American and captained the golf team for three years. Hardenbergh also earned an MBA from the Kenan-Flagler Business School at University of North Carolina-Chapel Hill.



Ron Barker
Associate Commissioner,
Governance & Enforcement



Chris Dawson
Associate Commissioner,
Sports Management



Dave Hirsch
Vice President,
Communications



Will Hunter
Vice President,
Operations



Duane Lindberg
Associate Commissioner,
Television



Tammy Newman
Associate Commissioner,
Governance & Enforcement



Erik Price
Associate Commissioner,
Compliance



Chris Grant
Associate Commissioner,
Sports Management and
Championships




Heather Vaughan
Vice President,
Marketing



Carter Westfall
Vice President,
International



Anna Roberts
Senior Director,
Human Resources



Natalia Ciccone
Assistant Commissioner,
Communications



Chris Merino
Assistant Commissioner,
Compliance



Cheryl Wong
Assistant Commissioner
Sports Management and
Championships



Jesse Hooker
Director,
Communications



Taylor Lien
Director,
Business Operations



Noveen Moinpour
Director,
Marketing



Michael Ortiz
Director,
Video Operations



Shannon Burrow
Controller



Scott Tester
Senior Manager,
Ticket Operations



Carrie Xu
Senior Manager,
International



In Ja Holcomb
Executive Assistant to the
Commissioner



Ronny Bush
Manager,
Operations



Theo Mendoza
Graphic Designer



Liz Beadle
Specialist, Public Affairs



VIOLET PALMER • Coordinator of Women's Basketball Officiating

A pioneer in refereeing, Violet Palmer was named the Conference's Coordinator of Women's Basketball Officiating in May 2010. The first woman to officiate a major U.S. professional sport at the highest level when she became a referee in the National Basketball Association (NBA) in 1997.

Palmer has officiated NBA playoff games and the WNBA Championships. Prior to joining the professional ranks, she spent nine seasons officiating at the collegiate level, including five NCAA Women's Final Fours and two National Championship games.

Palmer's duties with the Pac-12 will include identifying, recruiting, assigning, and evaluating referees and game observers. She has similar duties with the West Coast Conference and the Western Athletic Conference. Palmer's strength and focus on education and training will further develop the Conference's officials and elevate them to the next level.


Palmer is a native of Los Angeles and a four-year letterwinner at Cal Poly Pomona where she led the Broncos to the 1985 and 1986 NCAA crowns.



Lina Diaz
Assistant Director,
Business and Finance



Sean Harris
Assistant Director, Sports
Management and Champion-
ships



Jamie Alfieri
Coordinator,
Officiating and
Sports Management



Michael Brady
Coordinator,
Video Operations



Wendy Heredia
Senior Administrative
Assistant
Marketing & Communications




Meghan Cesnik
Administrative
Assistant



Kina Tua
Administrative Assistant
Sports Management



Molly Babcock
Fellow,
Communications



Kasey Carlson
Fellow,
Communications



Jamie Friderichs
Fellow,
Administrative



Dave Yeast
Coordinator of
Baseball Officiating



Bobby Dibler
Coordinator of Men's
Basketball Officiating



Joan Powell
Coordinator of Women's
Volleyball Officiating



Sandra Hunt
Coordinator of
Women's Soccer



Joanne Venditto
Coordinator of
Softball Officiating



David Coleman
Vice President, Officiating

NCAA TEAM TITLES WON BY CONFERENCE (ALL-TIME)

TEAM		INDIVIDUAL	
1. Pac-12	488	1. Pac-12	2,248
2. Big Ten	305	2. Big Ten	1,720
3. Southeastern	217	3. SEC	1,418
4. Big 12	170	4. Big 12	1,026
5. Atlantic Coast	146	5. ACC	518
6. Ivy	97	6. Ivy	438
7. American Athletic	49	7. American Athletic	228
8. Conference USA	41	8. Big East	212
9. Summit	35	Mountain West	212
10. West Coast	32	10. Conference USA	165

NCAA TEAM TITLES WON BY CONFERENCE (ALL-TIME)

MEN		WOMEN	
1. Pac-12	295	1. Pac-12	164
2. Big Ten	213	2. Southeastern	99
3. Southeastern	117	3. Big Ten	71
4. Big 12	117	4. Atlantic Coast	58
5. Atlantic Coast	81	5. Big 12	33
6. Ivy	57	6. American Athletic	18
7. American Athletic	31	7. Ivy	16
8. Conference USA	29	8. Big East	13
9. West Coast	23	9. Conference USA	12
10. Big Sky	17	10. West Coast	9

COMBINED	
1. Pac-12	29
2. Ivy	24
3. Summit	22
4. Big Ten	21
5. Big 12	20

NCAA INDIVIDUAL TITLES WON BY CONFERENCE (ALL-TIME)

MEN		COMBINED	
1. Big Ten	1,470	1. Pac-12	179
2. Pac-12	1,352	2. Ivy	110
3. Big 12	773	3. America East	69
4. Southeastern	729	4. Big Ten	60
5. Atlantic Coast	313	5. Mountain West	44

WOMEN	
1. Pac-12	717
2. Southeastern	687
3. Big 12	228
4. Big Ten	190
5. Atlantic Coast	168

NCAA TEAM TITLES WON BY SCHOOL (ALL-TIME)

MEN		WOMEN	
1. USC	84	1. STANFORD	47
2. UCLA	74	2. UCLA	39
3. STANFORD	62	4. North Carolina	30
4. Oklahoma State	51	3. LSU	25
5. Arkansas	43	5. Texas	23
6. Michigan	34	6. Maryland	21
7. CALIFORNIA	27	7. Georgia	20
8. Yale	26	8. Florida	18
9. Indiana	24	9. USC	16
Iowa	24	10. Connecticut	14

COMBINED	
1. Denver	23
2. COLORADO	19
3. West Virginia	18

NCAA INDIVIDUAL TITLES WON BY SCHOOL (ALL-TIME)

MEN		WOMEN	
1. USC	319	1. STANFORD	204
2. Michigan	275	2. Georgia	157
3. STANFORD	265	3. Florida	153
4. Ohio State	222	4. Texas	152
5. Texas	197	5. LSU	110
6. Oklahoma State	168	6. UCLA	103
7. UCLA	166	7. ARIZONA	93
8. CALIFORNIA	155	8. CALIFORNIA	86
9. Illinois	146	9. USC	77
10. Oklahoma	141	10. Auburn	51

COMBINED	
1. COLORADO	90
2. Denver	88
3. UTAH	72

NCAA TEAM & INDIVIDUAL TITLES WON BY PAC-12 SCHOOLS (ALL-TIME)

TEAM TITLES			INDIVIDUAL TITLES		
MEN	WOMEN	COMBINED	MEN	WOMEN	COMBINED
USC	Stanford	Colorado	USC	Stanford	Colorado
84	47	19	319	204	90
UCLA	UCLA	Utah	Stanford	UCLA	Utah
74	39	10	265	103	72
Stanford	USC	TOTAL	UCLA	Arizona	Stanford
62	18	29	166	93	14
California	Arizona State		California	California	Washington
27	12		155	86	2
Oregon	Arizona		Oregon	USC	Washington State
19	11		101	72	1
Arizona State	Oregon		83	46	TOTAL
11	11		Washington State	46	179
Arizona	Utah		79	43	
7	9		Arizona State	25	
Colorado	California		66	17	
5	8		Washington	17	
Oregon State	Washington		53	15	
3	6		Oregon State	15	
Washington State	Colorado		32	7	
2	2		Colorado	25	
Utah	TOTAL		Utah	7	
1	164		TOTAL	702	
TOTAL			1,352		
295					

based on 2015-16 conference memberships

ALL-TIME NCAA CHAMPIONSHIPS BY SPORT » WOMEN'S SPORTS

BASKETBALL (4)

1982-83—USC
1983-84—USC
1989-90—Stanford
1991-92—Stanford

BEACH VOLLEYBALL (1)

2016—USC

CROSS COUNTRY (11)

1983—Oregon
1987—Oregon
1997—Stanford
2000—Colorado
2003—Stanford
2004—Colorado
2005—Stanford
2006—Stanford
2007—Stanford
2008—Washington
2012—Oregon

GOLF (17)

1990—Arizona State
1991—UCLA
1993—Arizona State
1994—Arizona State
1995—Arizona State
1996—Arizona
1997—Arizona State
1998—Arizona State
2000—Arizona
2003—USC
2004—UCLA
2008—USC
2009—Arizona State
2011—UCLA
2013—USC
2015—Stanford
2016—Washington

GYMNASTICS (15)

1982—Utah
1983—Utah
1984—Utah
1985—Utah
1986—Utah
1990—Utah
1992—Utah
1994—Utah
1995—Utah
1997—UCLA
2000—UCLA
2001—UCLA
2003—UCLA
2004—UCLA
2010—UCLA

ROWING (7)

1997—Washington
1998—Washington
2001—Washington
2005—California
2006—California
2009—Stanford
2016—California

SOCCER (3)

2007—USC
2011—Stanford
2013—UCLA

SOFTBALL (23)

1982—UCLA
1984—UCLA
1985—UCLA
1988—UCLA
1989—UCLA

1990—UCLA
1991—Arizona
1992—UCLA
1993—Arizona
1994—Arizona
1996—Arizona
1997—Arizona
1999—UCLA
2001—Arizona
2002—California
2003—UCLA
2004—UCLA
2006—Arizona
2007—Arizona
2008—Arizona State
2009—Washington
2010—UCLA
2011—Arizona State

SWIMMING (14)

1983—Stanford
1989—Stanford
1992—Stanford
1993—Stanford
1994—Stanford
1995—Stanford
1996—Stanford
1997—USC
1998—Stanford
2008—Arizona
2009—California
2011—California
2012—California
2015—California

TENNIS (22)

1982—Stanford
1983—USC
1984—Stanford
1985—USC
1986—Stanford
1987—Stanford
1988—Stanford
1989—Stanford
1990—Stanford
1991—Stanford
1997—Stanford
1999—Stanford
2001—Stanford
2002—Stanford
2004—Stanford
2005—Stanford
2006—Stanford
2008—UCLA
2010—Stanford
2013—Stanford
2014—UCLA
2016—Stanford

INDOOR TRACK (10)

2000—UCLA
2001—UCLA
2007—Arizona State
2008—Arizona State
2010—Oregon
2011—Oregon
2012—Oregon
2013—Oregon
2014—Oregon
2016—Oregon

OUTDOOR TRACK (7)

1982—UCLA
1983—UCLA
1985—Oregon
2001—USC
2004—UCLA
2007—Arizona State
2015—Oregon

VOLLEYBALL (14)

1981—USC
1984—UCLA
1990—UCLA
1991—UCLA
1992—Stanford
1995—Stanford
1996—Stanford
1997—Stanford
2001—Stanford
2002—USC
2003—USC
2004—Stanford
2005—Washington
2011—UCLA

WATER POLO (16)

2001—UCLA
2002—Stanford
2003—UCLA
2004—USC
2005—UCLA
2006—UCLA
2007—UCLA
2008—UCLA
2009—UCLA
2010—USC
2011—Stanford
2012—Stanford
2013—USC
2014—Stanford
2015—Stanford
2016—USC



The Washington women's golf team won its first-ever NCAA title.



Stanford won its first-ever NCAA men's soccer title.

ALL-TIME NCAA CHAMPIONSHIPS BY SPORT » MEN'S SPORTS

BASEBALL (28)	2001—Colorado	1988—Utah	1962—USC	1930—USC	1988—USC
1947—California	2002—Stanford	1991—Colorado	1963—USC	1931—USC	1989—UCLA
1948—USC	2003—Stanford	1993—Utah	1964—USC	1934—Stanford	1990—USC
1957—California	2004—Colorado	1995—Colorado	1965—UCLA	1935—USC	1993—UCLA
1958—USC	2006—Colorado	1996—Utah	1966—USC	1936—USC	1995—UCLA
1961—USC	2007—Oregon	1997—Utah	1967—USC	1937—USC	1996—UCLA
1963—USC	2008—Oregon	1998—Colorado	1968—USC	1938—USC	1997—Stanford
1965—Arizona State	2013—Colorado	1999—Colorado	1969—USC	1939—USC	1998—UCLA
1967—Arizona State	2014—Colorado	2003—Utah	1970—UCLA	1940—USC	2000—UCLA
1968—USC		2006—Colorado	1971—UCLA	1941—USC	2006—UCLA
1969—Arizona State	GOLF (15)	2011—Stanford	1973—Stanford	1942—USC	2010—Stanford
1970—USC	1938—Stanford	2013—Colorado	1974—Stanford	1943—USC	
1971—USC	1939—Stanford	2015—Colorado	1975—UCLA	1949—USC	WATER POLO (43)
1972—USC	1941—Stanford		1976—UCLA	1950—USC	1969—UCLA
1973—USC	1942—Stanford	SOCCER (4)	USC	1951—USC	1971—UCLA
1974—USC	1946—Stanford	1985—UCLA	1977—Stanford	1952—USC	1972—UCLA
1976—Arizona	1953—Stanford	1990—UCLA	1978—Stanford	1953—USC	1973—California
1977—Arizona State	1953—Stanford	1998—UCLA	1979—UCLA	1954—USC	1974—California
1978—USC	1988—UCLA	2002—UCLA	1980—Stanford	1955—USC	1975—UCLA
1980—Arizona	1990—Arizona State	2015—Stanford	1981—Stanford	1956—UCLA	1976—Stanford
1981—Arizona State	1992—Arizona		1982—UCLA	1958—USC	1977—California
1986—Arizona	1994—Stanford	SWIMMING (24)	1983—Stanford	1961—USC	1978—Stanford
1987—Stanford	1996—Arizona State	1960—USC	1984—UCLA	1962—Oregon	1980—Stanford
1988—Stanford	2004—California	1963—USC	1986—Stanford	1963—USC	1981—Stanford
1998—USC	2007—Stanford	1964—USC	1988—Stanford	1964—Oregon	1983—California
2006—Oregon State	2008—UCLA	1965—USC	1989—Stanford	1965—Oregon	1984—California
2007—Oregon State	2016—Oregon	1966—USC	1990—Stanford	USC	1985—Stanford
2012—Arizona		1967—Stanford	1991—USC	1966—UCLA	1986—Stanford
2013—UCLA	GYMNASTICS (13)	1974—USC	1992—Stanford	1967—USC	1987—California
	1962—USC	1975—USC	1993—USC	1968—USC	1988—California
BASKETBALL (16)	1968—California	1976—USC	1994—USC	1970—Oregon	1990—California
1938-39—Oregon	1975—California	1977—USC	1995—Stanford	1971—UCLA	1991—California
1941-42—Stanford	1984—UCLA	1979—California	1996—Stanford	1972—UCLA	1992—California
1943-44—Utah	1986—Arizona State	1980—California	1997—Stanford	1973—UCLA	1993—Stanford
1958-59—California	1987—UCLA	1982—UCLA	1998—Stanford	1976—USC	1994—Stanford
1963-64—UCLA	1992—Stanford	1985—Stanford	2000—Stanford	1977—Arizona State	1995—UCLA
1964-65—UCLA	1993—Stanford	1986—Stanford	2002—USC	1978—UCLA	1996—UCLA
1966-67—UCLA	1995—Stanford	1987—Stanford	2005—UCLA	1984—Oregon	1998—USC
1967-68—UCLA	1997—California	1992—Stanford	2009—USC	1987—UCLA	1999—UCLA
1968-69—UCLA	1998—California	1993—Stanford	2010—USC	1988—UCLA	2000—UCLA
1969-70—UCLA	2009—Stanford	1994—Stanford	2011—USC	2000—Stanford	2001—Stanford
1970-71—UCLA	2011—Stanford	1998—Stanford	2012—USC	2014—Oregon	2002—Stanford
1971-72—UCLA		2008—Arizona	2014—USC	2015—Oregon	2003—USC
1972-73—UCLA	SKIING (29)	2011—California			2004—UCLA
1974-75—UCLA	1959—Colorado	2012—California	INDOOR TRACK (8)	VOLLEYBALL (25)	2005—USC
1994-95—UCLA	1960—Colorado	2014—California	1967—USC	1970—UCLA	2006—California
1996-97—Arizona	1972—Colorado		1972—USC	1971—UCLA	2007—California
	1973—Colorado	TENNIS (54)	1977—Wash. State	1972—UCLA	2008—USC
BOXING (1)	1974—Colorado	1946—USC	2008—Arizona State	1974—UCLA	2009—USC
1937—Wash. State	1975—Colorado	1950—UCLA	2009—Oregon	1975—UCLA	2010—USC
	1976—Colorado	1951—USC	2014—Oregon	1976—UCLA	2011—USC
CROSS COUNTRY (16)	1977—Colorado	1952—UCLA	2015—Oregon	1977—USC	2012—USC
1961—Oregon State	1978—Colorado	1953—UCLA	2016—Oregon	1979—UCLA	2013—USC
1971—Oregon	1979—Colorado	1954—UCLA		1980—USC	2014—USC
1973—Oregon	1981—Utah	1955—USC	OUTDOOR TRACK (47)	1981—UCLA	2015—UCLA
1974—Oregon	1982—Colorado	1956—UCLA	1922—California	1982—UCLA	2016—UCLA
1977—Oregon	1983—Utah	1958—USC	1925—Stanford	1983—UCLA	
1996—Stanford	1984—Utah	1960—UCLA	1926—USC	1984—UCLA	WRESTLING (1)
1997—Stanford	1986—Utah	1961—UCLA	1928—Stanford	1987—UCLA	1988—Arizona State
	1987—Utah				

ALL-TIME NON-NCAA CHAMPIONSHIPS BY SPORT » MEN'S SPORTS

FOOTBALL (Polls)	ROWING (31)	1937—Washington	1976—California	2014—Washington
1954—UCLA (UPI)	(IRA: pre-1979;	1939—California	1984—Washington	2016—California
1962—USC (AP, UPI)	Cincinnati Regatta; 1982-)	1940—Washington	1997—Washington	
1967—USC (AP, UPI)	1923—Washington	1941—Washington	1999—California	
1972—USC (AP, UPI)	1924—Washington	1948—Washington	2000—California	
1974—USC (UPI)	1926—Washington	1949—California	2002—California	
1978—USC (UPI)	1928—California	1950—California	2007—Washington	
1991—Washington	1932—California	1960—California	2009—Washington	
(UPI, USA)	1934—California	1961—California	2011—Washington	
2003—USC (AP)	1935—California	1964—California	2012—Washington	
2004—USC (BCS)	1936—Washington	1970—Washington	2013—Washington	

PAC-12 CHAMPIONSHIPS

BY SCHOOL » MEN'S TITLES

SPORT	ARIZ	ASU	CAL	COLO	ORE	OSU	STAN	UCLA	USC	UTAH	WASH	WSU
Baseball	4	10	23	0	12	13	16	9	37	1	14	22
Basketball	14	0	15	0	4	12	11	31	7	0	12	2
Cross Country	6	0	0	5	16	0	12	2	1	0	2	4
Football	1	3	14	0	11	5	15	17	38	0	15	4
Golf	3	12	2	0	3	0	10	5	20	0	6	0
Gymnastics*	0	1	13	0	4	0	2	9	1	0	3	0
Rowing	0	0	17	0	0	0	0	5	0	0	36	0
Soccer	0	0	3	0	0	0	3	8	0	0	2	0
Swimming	0	0	5	0	4	2	52	2	25	0	20	1
Tennis	0	0	6	0	0	0	23	38	34	0	41	0
Track & Field	0	1	3	0	19	1	5	18	41	0	9	5
Water Polo*	0	0	13	0	0	0	11	11	4	0	0	0
Wrestling	0	16	0	0	3	23	0	1	0	0	3	1
TOTALS	28	43	114	5	76	56	160	156	208	1	163	39

* Pac-10 Championship until 1992, when the Mountain Pacific Sports Federation was founded.

Others: Baseball (Portland State 1), Basketball (Idaho 2), Cross Country (Idaho 1), Wrestling (Boise State 6, Cal State Bakersfield 1)

^ Two titles later vacated due to NCAA penalty



The Pac-12 hosts championships in 15 sports throughout the school year, including basketball, cross country, golf, rowing, swimming & diving, and tennis for both men's and women's. The Conference also hosts championships in beach volleyball, women's gymnastics and wrestling.

TOTAL PAC-12 CHAMPIONSHIPS MEN'S & WOMEN'S

Stanford	277
USC	229 [^]
UCLA	227
Washington	200
California	140
Oregon	101
Oregon State	65
Arizona State	58
Arizona	53
Washington State	41 [^]
Colorado	7
Utah	3

Note: Championships includes ties. Championships also includes titles won where sports were split into Northern and Southern Division.

[^] Two titles later vacated due to NCAA penalty

BY SCHOOL » WOMEN'S TITLES

SPORT	ARIZ	ASU	CAL	COLO	ORE	OSU	STAN	UCLA	USC	UTAH	WASH	WSU
Basketball	1	2	1	0	2	2	23	1	2	0	3	0
Beach Volleyball	0	0	0	0	0	0	0	0	1	0	0	0
Cross Country	1	0	0	2	9	0	15	0	0	0	3	0
Golf	8	8	2	0	0	0	2	5	5	0	0	0
Gymnastics	0	0	0	0	0	6	5	17	0	2	0	0
Rowing	0	0	12	0	0	0	0	2	1	0	14	0
Soccer	0	0	1	0	0	0	11	11	1	0	1	0
Softball	10	2	3	0	4	1	1	9	0	0	3	0
Swimming	4	0	4	0	0	0	19	2	1	0	0	0
Tennis	0	0	2	0	0	0	24	2	4	0	9	2
Track & Field	0	3	0	0	10	0	1	15	1	0	0	0
Volleyball	1	0	1	0	0	0	16	7	5	0	5	0
TOTALS	25	15	26	2	25	9	117	71	21	2	38	2



Utah captured its first-ever Pac-12 baseball title.



USC claimed the inaugural Pac-12 Beach Volleyball Championship, then went on to capture the NCAA crown as well.

ALL-TIME PAC-12 CHAMPIONSHIPS BY SPORT » MEN'S SPORTS

BASEBALL		1958 — USC	2005 — Oregon State	1970-71 — UCLA	1990 — Oregon
1916 — California	1959 — USC	2006 — Oregon State	2007 — Arizona State	1971-72 — UCLA	1991 — Arizona
1917 — California	1960 — California (So.)	2008 — Arizona State	2009 — Arizona State	1972-73 — UCLA	1992 — Oregon
1918 — Oregon	1961 — USC (So.)	2010 — Arizona State	2011 — UCLA	1973-74 — UCLA	1993 — Washington
1919 — Washington	Washington State (No.)	2011 — UCLA	2012 — Arizona	1974-75 — UCLA	1994 — Washington
1920 — California	1962 — USC (So.)	2013 — Oregon State	UCLA	1975-76 — UCLA	1995 — Oregon
1921 — California	Washington State (No.)	2014 — Oregon State	1976-77 — UCLA	1976-77 — UCLA	1996 — Stanford
1922 — Washington	1963 — USC (So.)	2015 — UCLA	1977-78 — UCLA	1977-78 — UCLA	1997 — Stanford
1923 — California (So.)	Oregon State (No.)	2016 — Utah	1978-79 — UCLA	1978-79 — UCLA	1998 — Stanford
Washington (No.)	1964 — USC (So.)		1979-80 — Oregon State	1979-80 — Oregon State	1999 — Arizona
1924 — California	Oregon State (No.)		1980-81 — Oregon State	1980-81 — Oregon State	2000 — Stanford
USC	1965 — USC (So.)		1981-82 — Oregon State	1981-82 — Oregon State	2001 — Stanford
Stanford	Washington State (No.)	BASKETBALL	1982-83 — UCLA	1982-83 — UCLA	2002 — Stanford
1925 — Stanford (So.)	1966 — California (So.)	1915-16 — Oregon State	1983-84 — Oregon State	1983-84 — Oregon State	2003 — Stanford
Washington (No.)	Washington State (No.)	California	Washington	Washington	2004 — Stanford
1926 — California (So.)	1967 — Stanford	1916-17 — Washington State	USC	USC	2005 — Stanford
Washington (No.)	1968 — USC	1918-19 — Oregon	Washington	Washington	2006 — Oregon
1927 — USC (So.)	1969 — UCLA	1919-20 — Stanford	1985-86 — Arizona	1985-86 — Arizona	2007 — Oregon
USC (So.)	1970 — USC	1920-21 — Stanford	1986-87 — UCLA	1986-87 — UCLA	2008 — Oregon
Stanford (So.)	1971 — USC	California	1987-88 — Arizona	1987-88 — Arizona	2009 — Stanford
California (So.)	1972 — USC	1921-22 — Idaho	1988-89 — Arizona	1988-89 — Arizona	2010 — Stanford
Washington State (No.)	1973 — USC	Idaho	1989-90 — Arizona	1989-90 — Arizona	2011 — Colorado
1928 — California (So.)	1974 — USC	1922-23 — Idaho	Oregon State	Oregon State	2012 — Colorado
Oregon (No.)	1975 — USC	1923-24 — California	1990-91 — Arizona	1990-91 — Arizona	2013 — Colorado
Washington State (No.)	1976 — UCLA (So.)	1924-25 — California	1991-92 — UCLA	1991-92 — UCLA	2014 — Colorado
1929 — California (So.)	Washington State (No.)	1925-26 — California	1992-93 — Arizona	1992-93 — Arizona	2015 — Colorado
Washington (No.)	1977 — USC	1926-27 — California	1993-94 — Arizona	1993-94 — Arizona	
1930 — USC (So.)	1978 — USC	1927-28 — USC	1994-95 — UCLA	1994-95 — UCLA	FOOTBALL
USC (So.)	1979 — UCLA	1928-29 — California	1995-96 — UCLA	1995-96 — UCLA	1916 — Washington
Washington (No.)	1980 — Arizona	1929-30 — USC	1996-97 — UCLA	1996-97 — UCLA	1917 — Washington State
1931 — Stanford (So.)	California	1930-31 — Washington	1997-98 — Arizona	1997-98 — Arizona	1918 — California
USC (So.)	1981 — Arizona State	1931-32 — California	1998-99 — Stanford	1998-99 — Stanford	1919 — Washington
Washington (No.)	1982 — Arizona State	1932-33 — Oregon State	1999-00 — Arizona	1999-00 — Arizona	Oregon
1932 — California (So.)	1983 — Oregon State (No.)	1933-34 — Washington	Stanford	Stanford	1920 — California
Washington (No.)	Stanford (So.)	1934-35 — USC	2000-01 — Stanford	2000-01 — Stanford	1921 — California
1933 — California (So.)	1984 — Arizona State (So.)	1935-36 — Stanford	2001-02 — Arizona	2001-02 — Arizona	1922 — California
Washington State (No.)	Washington State (No.)	1936-37 — Stanford	2002-03 — Arizona	2002-03 — Arizona	1923 — California
1934 — California (So.)	Portland State (No.)	1937-38 — Stanford	2003-04 — Stanford	2003-04 — Stanford	1924 — Stanford
Washington State (No.)	1985 — Stanford (So.)	1938-39 — Oregon	2004-05 — Washington	2004-05 — Washington	1925 — Washington
1935 — California (So.)	Washington State (No.)	1939-40 — USC	2005-06 — UCLA	2005-06 — UCLA	1926 — Stanford
USC (So.)	1986 — UCLA (So.)	1940-41 — Washington State	2006-07 — UCLA	2006-07 — UCLA	1927 — USC
Oregon (No.)	Oregon State (No.)	1941-42 — Stanford	2007-08 — UCLA	2007-08 — UCLA	Stanford
1936 — USC (So.)	1987 — Stanford (So.)	1942-43 — Washington	2008-09 — Washington	2008-09 — Washington	1928 — USC
Washington State (No.)	Washington State (No.)	1943-44 — Washington	2009-10 — California	2009-10 — California	1929 — USC
1937 — USC (So.)	1988 — Arizona State (So.)	California	2010-11 — Arizona	2010-11 — Arizona	1930 — Washington State
Oregon (No.)	Washington State (No.)	1944-45 — Oregon	2011-12 — Washington	2011-12 — Washington	1931 — USC
1938 — California (So.)	1989 — Arizona (So.)	UCLA	2012-13 — UCLA	2012-13 — UCLA	1932 — USC
Oregon State (No.)	Washington State (No.)	1945-46 — California	2013-14 — Arizona	2013-14 — Arizona	1933 — Oregon
Washington State (No.)	1990 — Stanford (So.)	1946-47 — Oregon State	2014-15 — Arizona	2014-15 — Arizona	Stanford
1939 — USC (So.)	Washington State (No.)	1947-48 — Washington	2015-16 — Oregon	2015-16 — Oregon	1934 — Stanford
Oregon (No.)	1991 — USC (So.)	1948-49 — Oregon State			1935 — California
1940 — California (So.)	Washington State (No.)	1949-50 — UCLA	CROSS COUNTRY		Stanford
Oregon State (No.)	1992 — Arizona (So.)	1950-51 — Washington	1957 — Idaho		UCLA
1941 — USC (So.)	Washington (No.)	1951-52 — UCLA	1958 — USC		1936 — Washington
Oregon (No.)	1993 — Arizona State (So.)	1952-53 — Washington	1969 — Oregon		1937 — California
1942 — USC (So.)	Washington (No.)	1953-54 — USC	1970 — Oregon		1938 — California
Oregon (No.)	1994 — Stanford (So.)	1954-55 — Oregon State	1971 — Washington State		USC
1943 — California (So.)	Oregon State (No.)	1955-56 — UCLA	1972 — Washington State		1939 — USC
Oregon State (No.)	1995 — USC (So.)	1956-57 — California	1973 — Oregon		1940 — Stanford
Washington State (No.)	Washington State (No.)	1957-58 — Oregon State	1974 — Washington State		1941 — Oregon State
1944 — UCLA (So.)	1996 — USC (So.)	California	1975 — Washington State		1942 — UCLA
Washington State (No.)	Washington (No.)	1958-59 — California	1976 — Oregon		1943 — USC
1945 — California (So.)	1997 — Washington	1959-60 — California	1977 — Oregon		1944 — USC
Washington State (No.)	1998 — Washington	1960-61 — USC	1978 — Oregon		1945 — USC
1946 — USC (So.)	1999 — Stanford	1961-62 — UCLA	1979 — Oregon		1946 — UCLA
USC (So.)	2000 — Arizona State	1962-63 — Stanford	1980 — UCLA		1947 — USC
Oregon (No.)	Stanford	UCLA	1981 — UCLA		1948 — Oregon
1947 — California	UCLA	1963-64 — UCLA	1982 — Oregon		California
1948 — USC	2001 — USC	1964-65 — UCLA	1983 — Arizona		1949 — California
1949 — USC	2002 — USC	1965-66 — Oregon State	1984 — Arizona		1950 — California
1950 — Washington State	2003 — Stanford	1966-67 — UCLA	1985 — Stanford		1951 — Stanford
1951 — USC	2004 — Stanford	1967-68 — UCLA	1986 — Arizona		1952 — USC
1952 — Oregon State		1968-69 — UCLA	1987 — Arizona		1953 — UCLA
1953 — Stanford		1969-70 — UCLA	1988 — Oregon		1954 — UCLA
1954 — Oregon			1989 — Oregon		1955 — UCLA
1955 — USC					
1956 — Washington State					
1957 — California					

ALL-TIME PAC-12 CHAMPIONSHIPS BY SPORT » MEN'S SPORTS

1956 — Oregon State	2014 — Oregon	1967 — UCLA	2006 — California	Washington (No.)
1957 — Oregon State	2015 — Stanford	1968 — California	2007 — Washington	1956 — Stanford (So.)
1958 — California		1969 — California	2008 — Washington	Washington (No.)
1959 — Washington		1970 — California	2009 — California	1957 — Stanford (So.)
USC		1971 — California	2010 — Washington	Oregon State (No.)
UCLA		1972 — California	2011 — Washington	1958 — Stanford (So.)
1960 — Washington		1973 — California	2012 — Washington	Washington (No.)
1961 — UCLA		1974 — California	2013 — Washington	1959 — Stanford (So.)
1962 — USC		1975 — California	2014 — Washington	Washington (No.)
1963 — Washington		1976 — California	2015 — Washington	1961 — USC
1964 — Oregon State		1977 — Oregon	2016 — California	1962 — USC
USC		1978 — Oregon		1963 — USC
1965 — UCLA		1979 — Oregon		1964 — USC
1966 — USC		1980 — Oregon		1965 — USC
1967 — USC		1981 — UCLA		1966 — USC
1968 — USC		1982 — UCLA		1967 — USC
1969 — USC		1983 — UCLA		1968 — USC
1970 — Stanford		1984 — UCLA		1969 — USC
1971 — Stanford		1985 — Arizona State		1970 — UCLA
1972 — USC		1986 — UCLA		1971 — UCLA
1973 — USC		1987 — California		1972 — USC
1974 — USC		1988 — UCLA		1973 — USC
1975 — UCLA		1989 — UCLA		1974 — USC
California		1990 — Stanford		1975 — USC
1976 — USC		1991 — UCLA		1976 — USC (So.)
1977 — Washington		1992 — Stanford		Washington (No.)
1978 — USC				1977 — USC (So.)
1979 — USC				Washington (No.)
1980 — Washington				1978 — USC (So.)
1981 — Washington				Washington (No.)
1982 — UCLA				1979 — USC
1983 — UCLA				1980 — California
1984 — USC				1981 — California
1985 — UCLA				1982 — Stanford
1986 — Arizona State				1983 — Stanford
1987 — USC				1984 — Stanford
UCLA				1985 — Stanford
1988 — USC				1986 — Stanford
1989 — USC				1987 — Stanford
1990 — Washington				1988 — Stanford
1991 — Washington				1989 — Stanford
1992 — Washington				1990 — Stanford
Stanford				1991 — Stanford
1993 — UCLA				1992 — Stanford
Arizona				1993 — Stanford
USC				1994 — Stanford
1994 — Oregon				1995 — Stanford
1995 — USC				1996 — Stanford
Washington				1997 — Stanford
1996 — Arizona State				1998 — Stanford
1997 — Washington State				1999 — Stanford
UCLA				2000 — Stanford
1998 — UCLA				2001 — Stanford
1999 — Stanford				2002 — Stanford
2000 — Oregon				2003 — Stanford
Oregon State				2004 — Stanford
Washington				2005 — Stanford
2001 — Oregon				2006 — Stanford
2002 — USC				2007 — Stanford
Washington State				2008 — Stanford
2003 — USC				2009 — Stanford
2004 — USC^				2010 — Stanford
2005 — USC^				2011 — Stanford
2006 — USC				2012 — Stanford
California				2013 — California
2007 — USC				2014 — California
Arizona State				2015 — USC
2008 — USC				2016 — Stanford
2009 — Oregon				
2010 — Oregon				
2011 — Oregon				
2012 — Stanford				
2013 — Stanford				

GOLF

SOCCER

ROWING

SWIMMING

GYMNASTICS

ALL-TIME PAC-12 CHAMPIONSHIPS BY SPORT » MEN'S SPORTS

TENNIS		TRACK & FIELD		WRESTLING
1928 — Stanford	1977 — UCLA (So.)	1919 — California	1989 — UCLA	1963 — Washington State
1929 — Stanford	Washington (No.)	1920 — California	1990 — Oregon	1964 — UCLA
1930 — California	1978 — Stanford (So.)	1921 — Washington	1991 — Washington State	1965 — Oregon State
1931 — Stanford	Washington (No.)	1922 — Washington	1992 — UCLA	1966 — Oregon State
1932 — UCLA	1979 — Stanford (So.)	1923 — California	1993 — UCLA	1967 — Oregon State
1933 — California	Washington (No.)	1924 — Oregon	1994 — UCLA	1968 — Oregon State
Stanford	1980 — Stanford (So.)	1925 — Stanford	1995 — UCLA	1969 — Oregon State
1934 — USC	USC (So.)	1926 — Stanford	1996 — UCLA	1970 — Oregon State
1935 — Stanford	Washington (No.)	1927 — Stanford	1997 — USC	1971 — Washington
1936 — USC	1981 — UCLA (So.)	1928 — Washington	1998 — UCLA	1972 — Washington
1937 — California	Washington (No.)	1929 — USC	1999 — USC	Oregon State
1938 — USC (So.)	1982 — UCLA (So.)	1930 — USC (So.)	2000 — USC	1973 — Oregon State
Washington (No.)	Washington (No.)	Washington (No.)	2001 — Stanford	1974 — Washington
1939 — California (So.)	1983 — Stanford (So.)	1931 — USC (So.)	2002 — Stanford	1975 — Oregon
Washington (No.)	Washington (No.)	Washington (No.)	2003 — Oregon	1976 — Oregon State
1940 — USC (So.)	1984 — UCLA (So.)	Washington (No.)	2004 — UCLA	1977 — Oregon State
Washington (No.)	Washington (No.)	1932 — USC (So.)	2005 — Oregon	1978 — Oregon State
1941 — USC (So.)	1985 — UCLA (So.)	Washington (No.)	2006 — USC	1979 — Oregon State
Washington (No.)	Washington (No.)	1933 — Washington State	2007 — Oregon	1980 — Arizona State
1942 — Stanford (So.)	1986 — UCLA (So.)	1934 — Oregon	2008 — Oregon	1981 — Oregon
Washington (No.)	Washington (No.)	1935 — USC (So.)	2009 — Oregon	1982 — Oregon
1943 — USC (So.)	1987 — USC (So.)	Washington (No.)	2010 — Oregon	1983 — Oregon State
Washington (No.)	Washington (No.)	1936 — USC	2011 — Oregon	1984 — Oregon State
1944 — USC	1988 — Stanford (So.)	1937 — USC	2012 — Oregon	1985 — Arizona State
1945 — UCLA	Washington (No.)	1938 — USC	2013 — Oregon	1986 — Arizona State
1946 — USC (So.)	1989 — UCLA (So.)	1939 — USC	2014 — Oregon	1987 — Arizona State
Washington (No.)	Washington (No.)	1940 — USC	2015 — Oregon	1988 — Arizona State
1947 — UCLA (So.)	1990 — UCLA (So.)	1941 — USC	2016 — Oregon	1989 — Arizona State
USC (So.)	Washington (No.)	1942 — USC		1990 — Arizona State
Washington (No.)	1991 — USC (So.)	1943 — Washington	WATER POLO	1991 — Arizona State
1948 — UCLA (So.)	Washington (No.)	1944 — USC	1960 — California	1992 — Oregon State
USC (So.)	1992 — UCLA (So.)	1945 — USC	1961 — California	1993 — Arizona State
Washington (No.)	Washington (No.)	1946 — Oregon State	USC	1994 — Oregon State
1949 — UCLA (So.)	1993 — USC (So.)	1947 — Washington	1962 — USC	1995 — Arizona State
USC (So.)	Washington (No.)	1948 — USC	1963 — USC	1996 — Cal State Bakersfield
Washington (No.)	1994 — UCLA (So.)	1949 — USC	1964 — USC	1997 — Arizona State
1950 — USC (So.)	Washington (No.)	1950 — USC	UCLA	1998 — Arizona State
Washington (No.)	1995 — Stanford (So.)	1951 — USC	Stanford	1999 — Boise State
1951 — UCLA (So.)	Washington (No.)	1952 — USC	1965 — UCLA	2000 — Boise State
Washington (No.)	1996 — UCLA (So.)	1953 — USC	1966 — UCLA	2001 — Arizona State
1952 — California (So.)	Washington (No.)	1954 — USC	1967 — UCLA	2002 — Boise State
UCLA (So.)	1997 — Stanford (So.)	1955 — USC	1968 — UCLA	2003 — Arizona State
Washington (No.)	Washington (No.)	1956 — UCLA	1969 — UCLA	2004 — Boise State
1953 — California (So.)	1998 — Stanford	1957 — USC	1970 — UCLA	2005 — Arizona State
Washington (No.)	1999 — Stanford	1958 — USC	1971 — UCLA	2006 — Arizona State
1954 — UCLA (So.)	UCLA	1959 — USC	1972 — UCLA	2007 — Oregon State
Washington (No.)	2000 — Stanford	1960 — USC	1973 — California	2008 — Boise State
1955 — USC (So.)	2001 — Stanford	1961 — USC	1974 — UCLA	2009 — Boise State
Washington (No.)	2002 — UCLA	1962 — USC	1975 — California	2010 — Oregon State
1956 — UCLA (So.)	2003 — Stanford	1963 — USC	UCLA	2011 — Boise State
Washington (No.)	2004 — UCLA	1964 — USC	Stanford	2012 — Oregon State
1957 — UCLA (So.)	USC	1965 — Oregon	1976 — Stanford	2013 — Oregon State
USC (So.)	2005 — UCLA	1966 — UCLA	1977 — Stanford	2014 — Oregon State
Washington (No.)	Washington	1967 — Oregon	1978 — Stanford	2015 — Oregon State
1958 — UCLA	2006 — Stanford	1968 — USC	1979 — California	2016 — Oregon State
1959 — UCLA	UCLA	1969 — UCLA	1980 — Stanford	
1960 — UCLA	2007 — UCLA	1970 — UCLA	California	
1961 — UCLA	2008 — USC	1971 — UCLA	1981 — Stanford	
1962 — USC	2009 — UCLA	1972 — USC	1982 — Stanford	
1963 — USC	2010 — Stanford	1973 — UCLA	1983 — California	
1964 — USC	USC	1974 — USC	1984 — Stanford	
1965 — UCLA	2011 — USC	1975 — USC	1985 — Stanford	
1966 — USC	2012 — USC	1976 — USC	1986 — Stanford	
1967 — USC	2013 — UCLA	1977 — USC	1987 — California	
1968 — USC	2014 — USC	1978 — USC	1988 — California	
1969 — UCLA	2015 — Stanford	1979 — Oregon	1989 — California	
1970 — UCLA	USC	1980 — UCLA	1990 — California	
1971 — UCLA	2016 — Stanford	1981 — Arizona State	1991 — California	
1972 — Stanford		1982 — UCLA	1992 — California	
1973 — UCLA		1983 — Washington State		
1974 — Stanford		1984 — Washington State		
1975 — UCLA		1985 — Washington State		
1976 — UCLA (So.)		1986 — Oregon		
Washington (No.)		1987 — UCLA		
		1988 — UCLA		

ALL-TIME PAC-12 CHAMPIONSHIPS BY SPORT » WOMEN'S SPORTS

BASKETBALL
 1986-87 — USC
 1987-88 — Washington
 1988-89 — Stanford
 1989-90 — Stanford
 Washington
 1990-91 — Stanford
 1991-92 — Stanford
 1992-93 — Stanford
 1993-94 — USC
 1994-95 — Stanford
 1995-96 — Stanford
 1996-97 — Stanford
 1997-98 — Stanford
 1998-99 — UCLA
 Oregon
 1999-00 — Oregon
 2000-01 — Arizona State
 Stanford
 Washington
 2001-02 — Stanford
 2002-03 — Stanford
 2003-04 — Arizona
 Stanford
 2004-05 — Stanford
 2005-06 — Stanford
 2006-07 — Stanford
 2007-08 — Stanford
 2008-09 — Stanford
 2009-10 — Stanford
 2010-11 — Stanford
 2011-12 — Stanford
 2012-13 — California
 Stanford
 2013-14 — Stanford
 2014-15 — Oregon State
 2014-15 — Arizona State
 Oregon State

BEACH VOLLEYBALL
 2016 — USC

CROSS COUNTRY
 1986 — Oregon
 1987 — Oregon
 1988 — Oregon
 1989 — Washington
 1990 — Oregon
 1991 — Oregon
 1992 — Oregon
 1993 — Stanford
 1994 — Stanford
 1995 — Oregon
 1996 — Stanford
 1997 — Stanford
 1998 — Stanford
 1999 — Stanford
 2000 — Stanford
 2001 — Stanford
 2002 — Stanford
 2003 — Stanford
 2004 — Stanford
 2005 — Stanford
 2006 — Stanford
 2007 — Stanford
 2008 — Washington
 2009 — Washington
 2010 — Stanford
 2011 — Colorado
 2012 — Oregon
 2013 — Arizona
 2014 — Oregon
 2015 — Colorado

GOLF
 1987 — Arizona State
 1988 — Arizona State
 1989 — USC
 1990 — UCLA
 1991 — UCLA
 1992 — Arizona
 1993 — Arizona State
 1994 — Arizona State
 1995 — Arizona State
 1996 — Arizona State
 1997 — Arizona
 1998 — Arizona
 1999 — Stanford
 2000 — Arizona
 2001 — Arizona
 2002 — Arizona
 2003 — California
 2004 — UCLA
 2005 — UCLA
 2006 — UCLA
 2007 — Arizona State
 2008 — USC
 2009 — Arizona State
 2010 — Arizona
 2011 — USC
 2012 — California
 2013 — USC
 2014 — Stanford
 2015 — Arizona
 2016 — USC

GYMNASTICS
 1987 — UCLA
 1988 — UCLA
 1989 — UCLA
 1990 — UCLA
 1991 — Oregon State
 1992 — Oregon State
 1993 — UCLA
 1994 — Oregon State
 1995 — UCLA
 1996 — Oregon State
 1997 — UCLA
 1998 — Stanford
 1999 — UCLA
 2000 — UCLA
 2001 — Stanford
 2002 — UCLA
 2003 — UCLA
 2004 — Stanford
 2005 — UCLA
 2006 — Stanford
 2007 — UCLA
 2008 — Stanford
 2009 — UCLA
 2010 — UCLA
 2011 — Oregon State
 2012 — UCLA
 2013 — Oregon State
 2014 — Utah
 2015 — Utah
 2016 — UCLA

ROWING
 1987 — Washington
 1988 — Washington
 1989 — Washington
 1990 — UCLA
 1991 — UCLA
 1992 — Washington
 1993 — Washington
 1994 — California
 1995 — Washington
 1996 — Washington
 1997 — Washington

1998 — Washington
 1999 — Washington
 2000 — Washington
 2001 — Washington
 2002 — Washington
 2003 — Washington
 2004 — California
 2005 — California
 2006 — California
 2007 — USC
 2008 — California
 2009 — California
 2010 — California
 2011 — California
 2012 — California
 2013 — California
 2014 — Stanford
 2015 — California
 2016 — California

SOCCER
 1993 — Stanford
 1994 — None
 1995 — Stanford
 1996 — Stanford
 1997 — UCLA
 1998 — UCLA
 USC
 California
 1999 — Stanford
 2000 — Washington
 2001 — UCLA
 2002 — Stanford
 2003 — UCLA
 2004 — UCLA
 2005 — UCLA
 2006 — UCLA
 2007 — UCLA
 2008 — UCLA
 2009 — Stanford
 2010 — Stanford
 2011 — Stanford
 2012 — Stanford
 2013 — UCLA
 2014 — UCLA
 2015 — Stanford

SOFTBALL
 1987 — California
 1988 — UCLA
 1989 — UCLA
 1990 — UCLA
 1991 — UCLA
 1992 — Arizona
 1993 — UCLA
 1994 — Arizona
 1995 — Arizona
 1996 — Washington
 1997 — Arizona
 1998 — Arizona
 1999 — UCLA
 2000 — Washington
 2001 — Arizona
 2002 — UCLA
 2003 — Arizona
 2004 — Arizona
 2005 — Arizona
 California
 Oregon State
 Stanford
 2006 — UCLA
 2007 — Arizona
 2008 — Arizona State
 2009 — UCLA
 2010 — Washington
 2011 — Arizona State

2012 — California
 2013 — Oregon
 2014 — Oregon
 2015 — Oregon
 2016 — Oregon

SWIMMING
 1987 — Stanford
 1988 — Stanford
 1989 — Stanford
 1990 — Stanford
 1991 — Stanford
 1992 — Stanford
 1993 — Stanford
 1994 — Stanford
 1995 — Stanford
 1996 — Stanford
 1997 — Stanford
 1998 — Stanford
 1999 — Stanford
 2000 — Arizona
 2001 — UCLA
 2002 — Stanford
 2003 — UCLA
 2004 — Stanford
 2005 — Stanford
 2006 — Arizona
 2007 — Arizona
 2008 — Arizona
 2009 — California
 2010 — Stanford
 2011 — Stanford
 2012 — California
 2013 — Stanford
 2014 — Stanford
 2015 — California
 2016 — USC

TENNIS
 1987 — California (So.)
 Washington (No.)
 1988 — Stanford (So.)
 Washington (No.)
 1989 — Stanford (So.)
 Washington (No.)
 1990 — Stanford (So.)
 Washington (No.)
 1991 — Stanford (So.)
 Washington (No.)
 1992 — Stanford (So.)
 Washington (No.)
 1993 — Stanford (So.)
 Washington (No.)
 1994 — Stanford (So.)
 Washington (No.)
 1995 — Stanford (So.)
 Washington State (No.)
 1996 — Stanford (So.)
 Washington State (No.)
 1997 — Stanford (So.)
 Washington (No.)
 1998 — Stanford
 1999 — Stanford
 2000 — Stanford
 2001 — Stanford
 2002 — Stanford
 2003 — Stanford
 2004 — Stanford
 2005 — Stanford
 2006 — Stanford
 2007 — Stanford
 2008 — Stanford
 UCLA
 2009 — USC
 2010 — Stanford
 2011 — Stanford

2012 — Stanford
 USC
 2013 — USC
 2014 — California
 2015 — USC
 2016 — UCLA

TRACK & FIELD
 1987 — UCLA
 1988 — UCLA
 1989 — UCLA
 1990 — UCLA
 1991 — Oregon
 1992 — Oregon
 1993 — UCLA
 1994 — UCLA
 1995 — UCLA
 1996 — USC
 1997 — UCLA
 1998 — UCLA
 1999 — UCLA
 2000 — UCLA
 2001 — UCLA
 2002 — UCLA
 2003 — UCLA
 2004 — UCLA
 2005 — Stanford
 2006 — Arizona State
 2007 — Arizona State
 2008 — Arizona State
 2009 — Oregon
 2010 — Oregon
 2011 — Oregon
 2012 — Oregon
 2013 — Oregon
 2014 — Oregon
 2015 — Oregon
 2016 — Oregon

VOLLEYBALL
 1986 — UCLA
 1987 — Stanford
 1988 — UCLA
 1989 — UCLA
 1990 — UCLA
 1991 — Stanford
 1992 — UCLA
 1993 — UCLA
 1994 — Stanford
 1995 — Stanford
 1996 — Stanford
 1997 — Stanford
 1998 — Stanford
 1999 — Stanford
 UCLA
 2000 — Arizona
 USC
 2001 — Stanford
 2002 — USC
 2003 — USC
 2004 — Washington
 2005 — Washington
 2006 — Stanford
 2007 — Stanford
 2008 — Stanford
 2009 — Stanford
 2010 — California
 Stanford
 2011 — USC
 2012 — Stanford
 2013 — Washington
 2014 — Stanford
 2015 — USC
 Washington

PAC-12 PRESS ROW NUMBERS

Arizona	520-621-5291
Arizona State	480-965-7274
California	510-642-3098
Colorado	303-492-1552 or 4380
Oregon	541-346-4496 or 4497
Oregon State	541-737-3020
Stanford	650-723-4418
UCLA	310-825-1899
USC	213-740-3900
Utah	801-581-3510
Washington	206-543-2230 or 2231
Washington State	509-335-2684

PAC-12 SPORTS INFORMATION OFFICES

Arizona	520-621-4163
Arizona State	480-965-6592
California	510-642-5363
Colorado	303-492-5626
Oregon	541-346-5488
Oregon State	541-737-3720
Stanford	650-723-4418
UCLA	310-206-6831
USC	213-740-8480
Utah	801-581-3510
Washington	206-543-2230
Washington State	509-335-2684

» PAC-12 COMMUNICATIONS

Welcome to the 2016-17 women's college basketball season. This media guide was intended to assist in the media's coverage of Pac-12 women's basketball. Those needing additional information should contact Assistant Commissioner for communications Natalia Ciccone (nciccone@pac-12.org) or Communications Fellow Kasey Carlson (kcarlson@pac-12.org) the Pac-12 Office at (415) 580-4200.

» INTERNET SERVICES

The official Pac-12 Conference website can be accessed by visiting www.pac-12.com. Statistical information, standings and news releases for all men's and women's sports are updated frequently. News releases for each sport are provided in PDF format and viewable HTML pages. Media guides, archived press releases and record books, as well as selected video can also be found on the Official Pac-12 website.

The Pac-12 can also be found on social networking sites Facebook and Twitter for instant updates. To "like" the Pac-12, visit www.facebook.com/Pac-12Conference. To follow the Pac-12, visit www.twitter.com/Pac12. A personal account is necessary to receive automatic updates on both sites. Both pages are public can be viewed without personal accounts.

» EMAIL LIST-SERVE

Media members may request to receive Pac-12 News, Press Releases and Weekly Releases via email. Media should send an email to nciccone@pac-12.org or kcarlson@pac-12.org with the subject "Media News" requesting to be added to the media distribution list.

» WEEKLY RELEASES

Pac-12 Weekly Releases will be available at the Conference's official website at www.pac-12.com every Monday afternoon starting Nov. 7 and continuing through to the end of the season. Weekly releases include the Pac-12 Players of the Week, updated Conference statistics, the latest polls and conference and team notes. Updated stats will be available on www.pac-12.com following each night of competition.

» PLAYERS OF THE WEEK

A Pac-12 Player of the Week and Pac-12 Freshman of the Week is selected throughout the regular season from nominations submitted by each school's media relations office. Weekly winners are selected by panel of media covering Pac-12 women's basketball. Winners of the weekly honor are announced on Monday mornings via news release and also posted on the Pac-12 website, on the Pac-12 Facebook fan page and via the Pac-12 Twitter feed.

» PAC-12 CHAMPION

All 12 Pac-12 institutions participate in the Pac-12 Tournament at KeyArena in Seattle with the winner receiving the Conference's automatic bid to the 2017 NCAA Division I Women's Basketball Championship. The team that finishes the season atop the Pac-12 standings, based on a 18-game league schedule, is crowned the Conference Champion. The bracket of the Pac-12 women's tournament will be seeded according to the final standings with the regular-season champion earning the top seed.

» PAC-12 AWARDS & HONORS

The Pac-12 names a 15-player All-Pac-12 team, a five-player All-Freshman team, a five-player All-Defensive team, Player of the Year, Freshman of the Year, Defensive Player of the Year and Coach of the Year. The award winners are nominated and voted upon by the Pac-12 head coaches. The honorees will be announced during the week of the Conference Tournament. Academic All-Pac-12 teams and the Scholar-Athlete of the Year are also named for women's basketball.

» COACHES TELECONFERENCE

The Pac-12 Conference Communications Staff will conduct a women's basketball coaches' teleconferences prior to the start of the Pac-12 Women's Basketball Tournament on Tuesday, Feb. 28, 2017. Each head coach will be available for five minutes on the call. Contact the Pac-12 Communications Office for the teleconference number and schedule.

» PAC-12 TOURNAMENT MEDIA INFORMATION

The 2017 Pac-12 Women's Basketball Tournament will be played March 2-5, 2017 at KeyArena in Seattle, Wash. Media credential applications for the Pac-12 Tournament will be made available online in January 2017. Credential applications will not be mailed out in advance. For further information concerning media coverage of the 2017 Pac-12 Tournament, please contact the Pac-12 Communications Office. A credential application website will provide complete details on covering the event.

PAC-12 COMMUNICATIONS

360 3rd Street, 3rd Floor
 San Francisco, CA 94107
 Office: (415) 580-4200 // Fax: (415) 549-2829
www.pac-12.com

Danette Leighton, Chief Marketing Officer
dleighton@pac-12.org

Erik Hardenberg, Senior Vice President, Public Affairs
ehardenberg@pac-12.org

Dave Hirsch, Vice President, Communications
dhirsch@pac-12.org

Natalia Ciccone, Assistant Commissioner, Comm.
 (women's basketball contact)
nciccone@pac-12.org

Molly Babcock, Communications Fellow
mbabcock@pac-12.org

Kacey Carlson, Communications Fellow
 (women's basketball contact)
kcarlson@pac-12.org

Liz Beadle, Public Affairs Coordinator
lbeadle@pac-12.org

Wendy Heredia, Administrative Assistant
wheredia@pac-12.org

TAKE IT
TO THE **KEY**



**WOMEN'S
BASKETBALL
TOURNAMENT**

presented by



**2017 PAC-12 WOMEN'S
BASKETBALL TOURNAMENT**

March 2-5, 2017 // KeyArena // Seattle, WA
Pac-12.com/tickets