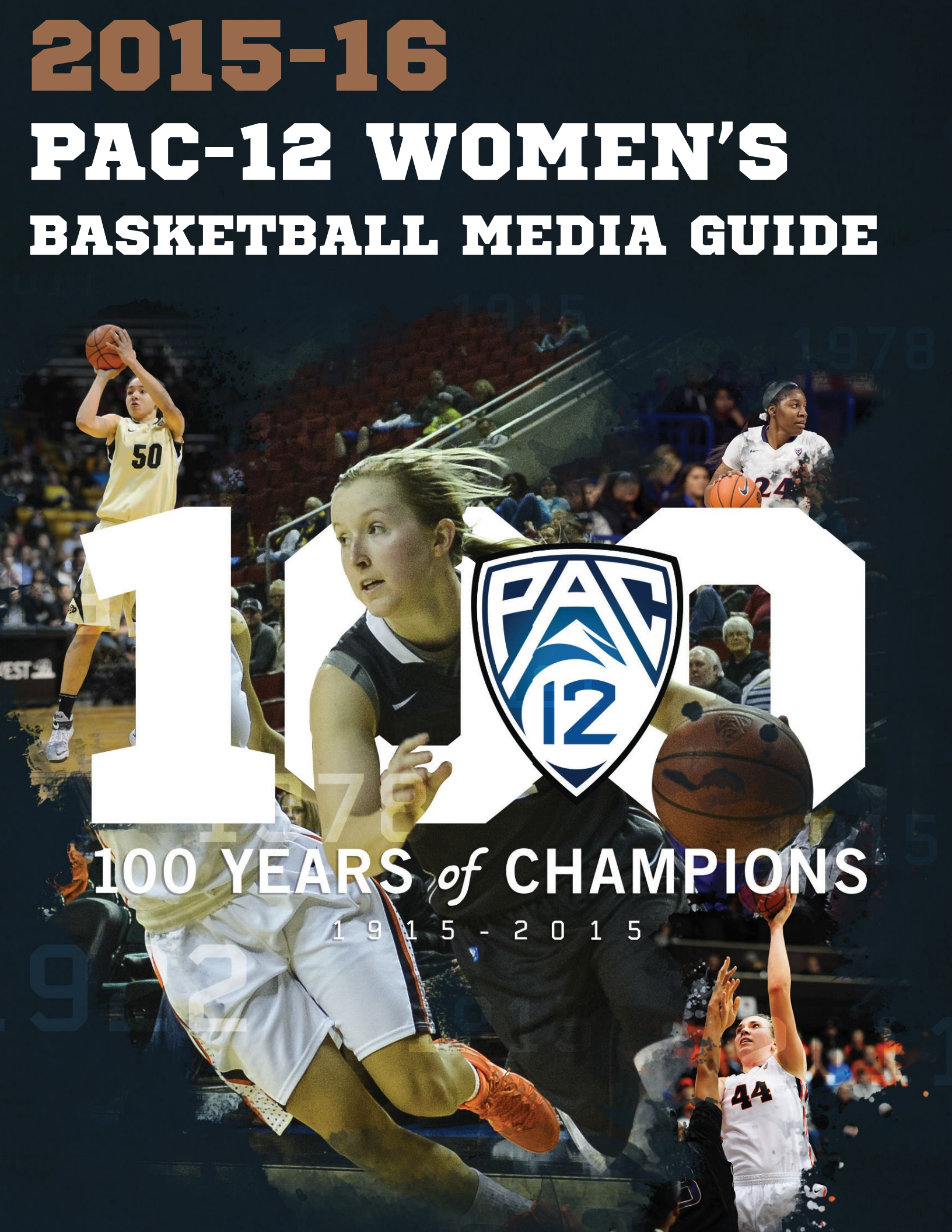


2015-16

PAC-12 WOMEN'S
BASKETBALL MEDIA GUIDE



100



100 YEARS *of* CHAMPIONS

1915 - 2015



ALL THE LATEST FROM THE
**CONFERENCE OF
CHAMPIONS**

WITH ASHLEY & MIKE

**MONDAY
NIGHTS**



NETWORK

WHERE CHAMPIONS PLAY



Pac-12.com



LARRY SCOTT
PAC-12 COMMISSIONER

WELCOME!

Thank you for taking the time to learn more about our exciting Pac-12 sports. This year marks the 100th year of excellence for the Pac-12 Conference, which was founded in 1915 in Portland, Ore. In its 100 years, the Pac-12 has maintained a commitment to greatness on and off the field of play as we continue to set the standard in collegiate athletics.

We have great pride and respect for our history of academic excellence and superior athletic achievement. It has come to define us as the “Conference of Champions.” The Pac-12 has won 478 NCAA titles, by far the most of any conference in the country. We will continue to uphold our long-held tradition of excellence and broad-based commitment to success as we enter a new era in college athletics.

The Pac-12 Conference is home to thousands of talented student-athletes and twelve storied institutions. Our vision is rooted in the West Coast, where our pioneering spirit and appetite for innovation have cultivated some of the most significant advancements and leaders the world has ever known.

The institutions of the Pac-12 are centers of excellence that are fueled by a perpetual pursuit of research and discovery. The students and leaders who have helped shape the Conference for the last century continue to impact the world and inspire the next generation of Pac-12 student-athletes.

We are firmly committed to creating the best possible environment for the 7,000 student-athletes in the Pac-12 as they excel on the field and in the classroom. We are exploring new technologies to improve student-athlete health and welfare, we have added student-athletes to the Conference’s formal governance structure, and we continue to work to ensure that we meet all the needs of modern student-athletes. We are also proud to provide our student-athletes with unprecedented coverage on Pac-12 Networks, the first-ever integrated media company owned by a collegiate conference. In addition, the Conference continues to host best-in-class events for student-athletes and fans, and proactively promote our brand and our member institutions through global student-athlete exchanges.

As you can see, there are a lot of exciting things going on in the Pac-12 and we are eager to see what the next 100 years holds. The 2015-16 academic year promises to be another dynamic year of high-caliber competition across our 23 sports, and I hope you enjoy every minute of it.

Sincerely,

A handwritten signature in blue ink, appearing to read 'Larry Scott'. The signature is fluid and stylized, with a long horizontal stroke extending to the right.

Commissioner Larry Scott



TABLE OF CONTENTS

Table of Contents	3
Conference of Champions®	4-5
Composite Schedule	6-7
Pac-12 Television & Pac-12 Tournament Schedule	8
Pac-12 Tournament & NCAA Tournament Schedules.....	9-10
Pac-12 Women's Basketball History	11

2015-16 TEAM INFORMATION

Arizona	12-13
Arizona State	14-15
California	16-17
Colorado	18-19
Oregon	20-21
Oregon State	22-23
Stanford	24-25
UCLA	26-27
USC	28-29
Utah	30-31
Washington	32-33
Washington State	34-35

2014-15 SEASON REVIEW

Season Review	36
Season Honors	37
Season Statistics	38-39
Conference Only Statistics.....	40-41
Season Superlatives	42

RECORDS

Individual Records	43
Team Records	44
Career Leaders	45
Single-Season Leaders	46-47
Annual Leaders	48-51
Top Performances	52
Coaching Records	53

PAC-12 TOURNAMENT

Pac-12 Tournament History & Honors	54-56
Pac-12 Tournament Records	57-60

HONORS

All-Americans	62
National Honors	63
Academic & NCAA Honors.....	64
All-Conference Teams	65-67
All-Freshman Teams	68
All-Defensive Teams.....	68
Conference Honors	69
All-Academic Teams	70-71
Players of the Week	72-73
All-Time Preseason Coaches Polls	74-75
Media Awards	76

HISTORY

Yearly Conference Champions	77
All-Time Standings	78-79
Series Records	80-89
Final AP Polls	90-91
Final WBCA Polls	92-93
NCAA Tournament History	94-97
WNIT History	98-99
Pac-12 in the WNBA	100-103

PAC-12 CONFERENCE

Commissioner Larry Scott	104
Director's Cup & 2013-14 Medal Winners	105
Pac-12 Staff	106-112
Pac-12 NCAA Championships	113-115
Conference Championships	116-120
Media Services.....	121

PAC-12 CONFERENCE STAFF DIRECTORY

360 3rd Street, 3rd Floor
San Francisco, CA 94107
Phone: (415) 580-4200 Fax: (415) 549-2829
www.pac-12.com

Arizona • Arizona State • California • Colorado
Oregon • Oregon State • Stanford • UCLA
USC • Utah • Washington • Washington State

Commissioner: Lawrence G. Scott
Deputy Commissioner/Chief Operating Officer: Jamie Zaninovich
General Counsel, Senior Vice President of Business Affairs: Woodie Dixon (Football Administration)
Chief Marketing Officer: Danette Leighton
Chief Financial Officer: Ron McQuate
Senior Associate Commissioner/SWA: Gloria Nevarez
Associate Commissioner, Governance & Enforcement: Ron Barker
Associate Commissioner, Sports Management: Chris Dawson
Associate Commissioner, Sports Management & Championships: Chris Grant
Associate Commissioner, Television: Duane Lindberg
Associate Commissioner, Compliance: Erik Price
Associate Commissioner, Governance & Enforcement: Tammy Newman
Vice President, Officiating: David Coleman
Vice President, Public Affairs: Erik Hardenbergh
Vice President, Communications: David Hirsch
Vice President, Operations: Will Hunter
Vice President, Marketing: Heather Vaughan
Vice President, International: Carter Westfall
Senior Director, Human Resources: Anna Roberts
Assistant Commissioner, Communications: Natalia Ciccone
Assistant Commissioner, Compliance: Chris Merino
Director, Marketing: Anna Karefa-Johnson
Director, Business Operations: Taylor Lien
Director, Video Operations: Mike Ortiz
Controller: Shannon Burrow
Senior Manager, Ticket Sales: Scott Tester
Senior Manager, Sports Management: Cheryl Wong
Senior Manager, International: Carrie Xu
Executive Assistant to the Commissioner: In Ja Halcomb
Manager, Operations: Ronny Bush
Graphic Designer: TBD
Assistant Director, Business & Finance: Lina Diaz
Coordinator, Officiating & Sports Management: Jamie Alfieri
Coordinator, Public Affairs: Liz Beadle
Coordinator, Sports Management and Championships: Sean Harris
Coordinator, Video Operations: Michael Brady
Administrative Fellow: Eliza Pierre
Communications Fellows: Sean Collins, Jocelyn Perry
Senior Administrative Assistant: Wendy Heredia
Administrative Assistants: Meghan Cesnik, Kina Tua

WOMEN'S BASKETBALL ADMINISTRATION

Senior Associate Commissioner/Senior Woman Administrator/Men's Basketball: Gloria Nevarez
Associate Commissioner, Sports Management/Women's Basketball Coaches Liaison: Chris Dawson
Coordinator of Women's Basketball Officiating: Violet Palmer

CREDITS

The 2015-16 Pac-12 Conference Women's Basketball Media Guide has been produced by the Pac-12 Communications Office. Layout by Natalia Ciccone, Assistant Commissioner, Communications. Cover Design by Pac-12 Marketing staff. Contributions from SID offices of Pac-12 institutions and Jocelyn Perry. Contact member institutions for photo credit. Copies of this guide are available online only at www.pac-12.com.



Built on a firm foundation of academic excellence and superior athletic performance, the Conference ushered in a new era on July 1, 2011, officially becoming the Pac-12 Conference with the additions of the University of Colorado and University of Utah.

Just 27 days after the Conference officially changed its name, Commissioner Larry Scott announced the creation of the Pac-12 Networks on July 27, 2011, solidifying a landmark television deal and putting the Conference on the forefront of collegiate athletics. The Networks, including one national network, six regional networks, and a robust digital network marked the first-ever integrated media company owned by a college conference. In addition, the "TV Everywhere" rights allow fans to access Pac-12 Networks outside the home on any digital device, including smartphones and tablet computers.

That same year, the Pac-12 also launched its Globalization Initiative to proactively promote the Conference and member institutions through student-athlete exchanges and sport. In the first four years, Pac-12 student-athletes have enjoyed unique cultural and athletic experiences in China, fielding full university and Pac-12 all-star teams in women's volleyball and men's basketball, with the first-ever men's basketball regular season game schedule to be played in China between WASHINGTON and Texas to tip off the 2015-16 campaign. The Conference and its member schools have gained significant brand exposure for the future and set a foundation for growth.

On the field, the Pac-12 rises above the rest, upholding its tradition as the "Conference of Champions®," claiming an incredible 140 NCAA team titles since 1999-2000, including nine in 2014-15, an average of nearly nine championships per academic year. Even more impressive has been the breadth of the Pac-12's success, with championships coming in 28 different men's and women's sports. The Pac-12 has led or tied the nation in NCAA Championships in 49 of the last 55 years, the only exceptions being in 1980-81, 1988-89, 1990-91 and 1995-96 when the Conference finished second, and only twice finished third in 1998-99 and 2004-05.

For the 10th-consecutive year, the Pac-12 had the most or tied for the most NCAA titles of any conference in the country, winning at least six every year since 2000-01. No other conference has won double-digit NCAA crowns in a single year, the Pac-12 doing so seven times, including a record 14 in 1996-97.

Spanning nearly a century of outstanding athletics achievements, the Pac-12 was the first conference to reach 400 championships in 2010-11. With the inclusion of Colorado and Utah, the Conference surpassed another major milestone, with league teams capturing 450 titles, outdistancing the next conference by nearly 200. In all, Conference teams have won 478 NCAA Championships (291 men's, 158 women's, 29 combined).

Pac-12 members have won 291 NCAA team championships on the men's side, 77 more than the next closest conference. Men's NCAA crowns have come at a phenomenal rate for the Pac-12 - 16 basketball titles by six schools (more than any other conference), 54 tennis titles, 47 outdoor track & field crowns, and 28 baseball titles. Pac-12 members have won 25 of 46 NCAA titles in volleyball, 41 of 46 in water polo, 29 in skiing, and 24 in swimming & diving national championships.

Individually, the Conference has produced an impressive number of NCAA individual champions. Over 2,000 (2,208) individual crowns have been won by

Pac-12 student-athletes over the years with 1,333 by male student-athletes. Student-athletes have also captured 174 individual titles at combined championships (i.e., skiing and fencing).

On the women's side, the story is much the same. Since the NCAA began conducting women's championships 34 years ago, Pac-12 members have claimed at least four national titles in a single season on 25 occasions, including 15-consecutive years from 2000-2015. Overall, the Pac-12 has captured 158 NCAA women's titles, easily outdistancing the SEC, which is second with 97. Pac-12 members have dominated a number of sports, winning 23 softball titles, 21 tennis crowns, 14 volleyball titles, 16 of the last 26 trophies in golf, and 14 in swimming & diving.

Pac-12 women student-athletes shine nationally on an individual basis, as well, having captured an unmatched 701 NCAA individual crowns, an average of nearly 21 championships per season.

The Pac-12's excellence is further proven in the annual Division I Learfield Sports Directors' Cup competition, the prestigious award that honors the best overall collegiate athletics programs in the country. STANFORD continued its remarkable run and won a remarkable 21st-consecutive Directors' Cup in 2014-15 leading the Pac-12 to an unprecedented 1-2-3 finish in the final standings. Seven Pac-12 member institutions ranked among the top-30 Division I programs, tying for the most of any conference, and five were in the top 15: No. 1 STANFORD, No. 2 UCLA, No. 3 USC, No. 12 CALIFORNIA and No. 13 OREGON. At least five member institutions have been ranked in the top 20 in all but one year of the Director's Cup program, with seven appearing in the top 20 on five different occasions (1998, 2001, 2003, 2005 and 2006).

2014-15 REVIEW

The Conference's nine NCAA titles came in the form of four men's and four women's, and one combined team title. Five different league schools claimed NCAA titles and, of the seven NCAA institutions to have won multiples titles, three were from the Pac-12. No other conference in the country had more than one team win multiple NCAA titles.

OREGON was one of only two programs in the country to win three NCAA titles this academic season. The Ducks successfully defended its indoor and outdoor NCAA Track & Field titles, and also won the women's outdoor crown for the first time in 30 years. It is the second straight year UO has won three national titles in an academic year. COLORADO and STANFORD each claimed a pair of titles, as well. The Buffaloes claimed the academic year's first NCAA title, taking home its second-straight men's cross country crown in dominating fashion, posting a 33-point margin of victory. Colorado then grabbed the hardware in skiing, their third in five years. STANFORD extended its streak of winning NCAA Championships to 39 years, winning the women's water polo championship for a second-straight year and the program's first-ever women's golf crown.

In addition to the nine national championships, the Pac-12 also had runners-up in 11 NCAA Championship events: men's cross country (STANFORD), men's soccer (UCLA), men's water polo (USC), women's gymnastics (UTAH), men's gymnastics (STANFORD), men's swimming (CALIFORNIA), women's indoor track & field (OREGON), men's golf (USC), rowing (CALIFORNIA), women's tennis (UCLA) and women's water polo (UCLA). Overall, the Conference had 31 teams finish in the top four at 19 NCAA Championship events, including an all-Pac-12 women's water polo final four.

Participation in the postseason was a common occurrence for the Pac-12 in 2014-15. Of the 22 sports sponsored by the Conference, 20 witnessed at least half its teams participating in NCAA or other postseason ac-

tion. The men sent 67 of a possible 97 teams into the postseason (69.1 percent), while the women sent 79 of a possible 115 teams (68.7 percent).

Eight Pac-12 teams earned bowl bids with Pac-12 Champion OREGON reaching the inaugural College Football Playoff Championship Game. League teams produced a 6-3 record, equaling the record for wins achieved in 2013 when the Conference had a league-record eight teams play in bowl games for the second-straight year. Despite losing in the title game, the Ducks produced the only 13-win season on record in Pac-12 history. For the first time in league history, four teams won 10 or more games, while six had at least nine wins. A record-tying eight teams boasted a winning record for the third-consecutive year. UO claimed the Pac-12 crown for the second time in four years by virtue of a 51-13 win over South Division Champion ARIZONA. The Pac-12 Football Championship Game was held at a neutral site for the first time in the Game's brief four-year history and was played at the new Levi's Stadium in Santa Clara, Calif. The Wildcats went on to play in the VIZIO Fiesta Bowl. Also joining Oregon and UA in the postseason were UTAH (Royal Purple Las Vegas Bowl), ARIZONA STATE (Hyundai Bowl), USC (National University Holiday Bowl), STANFORD (Foster Farms Bowl), UCLA (Valero Alamo Bowl) and WASHINGTON (TicketCity Cactus Bowl). Six Pac-12 teams appeared in the final Associated Press poll marking the second time in league history that six teams were in the final ranking. The teams in the top 25 were: Oregon (2), UCLA (10), Arizona State (12), Arizona (19), USC (20) and Utah (21).

Seven Pac-12 men's basketball teams participated in the postseason with ARIZONA earning the Conference's automatic bid after winning the tournament title at the MGM Grand Garden Arena in Las Vegas, the team's first tournament title since 2002. The Wildcats also captured their 14th regular-season crown. OREGON, UCLA and UTAH were also selected to play in the NCAA Tournament. The Bruins and Utes reached the Sweet Sixteen while the Wildcats advanced to the Elite Eight for the second straight year. For the second-straight year, Pac-12 teams had eight NCAA Tournament wins. ARIZONA STATE and STANFORD participated in the NIT, and the Cardinal swept through the postseason and won its third NIT crown and second in four seasons. COLORADO was a participant in the CBI.

The Pac-12 women's basketball season also produced historic moments, including OREGON STATE capturing the program's first-ever Pac-12 regular-season title also claiming the No. 1 seed in the Pac-12 Tournament at KeyArena in Seattle, Wash. It was the first time in the history of the event STANFORD was not the top seed. However, the Cardinal still went on to win its 11th Conference title as the No. 3 seed overall. Five league squads earned NCAA Tournament berths for the second-consecutive year, while two more participated in the WNIT with UCLA claiming its first-ever WNIT crown. ARIZONA STATE reached the Sweet Sixteen and CALIFORNIA and WASHINGTON also participated in the Big Dance. Four teams appeared in the final top-25 of the Associated Press poll: ASU (9), OSU (10), Stanford (14) and Cal (24). It marked the first time the Beavers were in the final poll since 1995-96. WASHINGTON STATE also made its second-straight postseason appearance, joining the Bruins in the WNIT.

Pac-12 volleyball also had an unprecedented season with a league-record 10 teams earning NCAA Tournament berths, a year after a then-league best nine teams advanced to the tournament in 2013. Five teams received a top-16 seed as STANFORD nabbed the top seed, while all 10 won their first-round match. The Pac-12 also set a new league record for most teams ranked in the final poll with nine teams appearing in the final AVCA top 25. The Cardinal won its 16th Pac-12 crown and advanced to the national semifinal for the first time

since 2008 marking the 15th time in 17 years a Pac-12 team has advanced that far. With 15-straight years of at least six Conference teams earning NCAA bids, the Pac-12 has dominated the sport, winning a record 14 NCAA volleyball titles since 1982, including 12 in the last 24 years.

In baseball, UCLA won its third regular-season title in five years and were the No. 1 overall seed at the 64-team NCAA Tournament. Five additional teams earned bids: OREGON STATE, USC, CALIFORNIA, ARIZONA STATE and OREGON. The Trojans, Bruins and Bears each reached the NCAA Regional finals. UCLA was ranked No. 7 by Baseball America in its final poll, one of three Pac-12 teams in the publication's final top-25, joining No. 20 USC and No. 22 California. The Pac-12 has, by far, won the most baseball national titles of any conference in the country, claiming 28 titles dating back to 1947, including two of the last four when the league had back-to-back champions in 2012 (Arizona) and 2013 (UCLA).

Another sport in which the Pac-12 Conference has dominated is softball where league teams have claimed 23 NCAA titles in the 34-year history of the championship. Pac-12 teams captured an unprecedented nine in a row from 1988-1997, then most recently claimed six-straight from 2006-11. Seven teams participated in the tournament in 2015, marking the 19th-straight season the Pac-21 has had five or more teams advance to the postseason, and has had at least three berths every year since the league began sponsoring the sport in 1987. Pac-12 Champion OREGON and UCLA advanced to the NCAA Women's College World Series, while ARIZONA advanced as far as the Super Regional.

PAC-12 CONFERENCE HISTORY

The roots of the Pac-12 Conference date back nearly 100 years to December 2, 1915, when the Pacific Coast Conference (PCC) was founded at a meeting at the Oregon Hotel in Portland, Ore. The original

membership consisted of four schools - the University of California at Berkeley, the University of Washington, the University of Oregon, and Oregon State College (now Oregon State University). All still are charter members of the Conference.

Pacific Coast Conference play began in 1916 and, one year later, Washington State College (now Washington State University) was accepted into the league, with Stanford University following in 1918.

In 1922, the PCC expanded to eight teams with the admission of the University of Southern California (USC) and the University of Idaho. In 1924, the University of Montana joined the league roster and in 1928, the PCC grew to 10 members with the addition of UCLA.

The Pacific Coast Conference competed as a 10-member league until 1950, with the exception of 1943-45 when World War II curtailed intercollegiate athletic competition to a minimum. During that time, the league's first commissioner was named. Edwin N. Atherton was Commissioner in 1940 and was succeeded by Victor O. Schmidt in 1944. In 1950, Montana resigned from the Conference and the PCC continued as a nine-team Conference through 1958.

In 1959, the PCC was dissolved and the Athletic Association of Western Universities (AAWU) was formed with Thomas J. Hamilton was appointed Commissioner of the new league. The original AAWU membership included California, Stanford, USC, UCLA and Washington. Washington State joined the membership in 1962, while Oregon and Oregon State joined in 1964. Under Hamilton's watch, the name Pacific-8 Conference was adopted in 1968. In 1971, Wiles Hallock took over as Commissioner of the Pac-8.

Ten years later, on July 1, 1978, the University of Arizona and Arizona State University were admitted to the league and the Pacific-10 Conference became a reality. In 1986-87, the league took on a new look, ex-

panding to include 10 women's sports. Since then, the Conference has been considered the premiere league in women's athletics, securing the most NCAA titles in women's sports of any conference nearly every year.

Thomas C. Hansen was named the Commissioner of the Pac-10 in 1983, a role he would hold for 26 years until 2009, and was succeeded by current Commissioner Larry Scott, who took on the new role in July 2009.

During the 2010-11 academic year, the University of Colorado accepted its invitation to join the Pac-12 on June 11, 2010, and on June 17, 2010, the University of Utah agreed to join the Conference. The Buffaloes and Utes officially became the 11th and 12th members of the Conference on July 1, 2011, the first additions to the league since 1978.

It was during that 2010-11 academic year that Scott helped deliver monumental changes that transformed the Conference into a modern 12-team league. In addition to expanding to 12 teams, member institutions agreed to equal revenue sharing for the first time in the Conference's history, created two divisions - the North and the South, for football only and established a Football Championship Game for the first time ever. He also secured a landmark media rights deal that dramatically increased national exposure and revenue for each school, establishing the Pac-12 Networks and Pac-12 Digital Network that guaranteed enhanced exposure across all sports.

Currently, the Pac-12 sponsors 11 men's sports and 12 women's sports, with beach volleyball added in 2015-16. Additionally, the Conference is a member of the Mountain Pacific Sports Federation (MPSF) in four other men's sports and three women's sports.

The Pac-12 Conference offices are located in the heart of San Francisco in the SOMA district.

LEARFIELD SPORTS DIRECTORS' CUP

The STANFORD Cardinal captured their 21st-consecutive Directors' Cup in leading the Pac-12 Conference to an unprecedented 1-2-3 finish in the final 2014-15 Division I Learfield Sports Directors' Cup standings, the National Association of Collegiate Directors of Athletics (NACDA) announced.

Led by a pair of spring NCAA titles in women's golf and women's water polo, Stanford won its 21st-consecutive Cup. Six top three finishes, and eight top five finishes propelled the Cardinal in tallying an impressive 1,448.00 points.

UCLA finished second (1,236.00 points) for the seventh time and for the first time since a three-year run as runner-up from 2006-08. The Bruins captured the men's water polo title in the fall, and posted runner-up finishes in men's soccer, women's tennis and women's water polo. USC placed third overall, its best finish ever in the Directors' Cup, with 1,209.00 points. The Trojans collected top-four finishes in six championships during the 2014-15 year. Behind its national title in women's swimming, as well as runner-up finishes in rowing and men's swimming, CALIFORNIA placed 12th with 937.25 points. OREGON benefited with three NCAA titles (men's indoor track and field, men's and women's outdoor track and field) and placed 13th with 933.50 points, while WASHINGTON placed 24th with 756.75 points.

ARIZONA STATE and ARIZONA finished 30th (683.30) and 36th (566.25), respectively. COLORADO, which added a pair of NCAA titles in men's cross country and skiing, finished 43rd with 539.50 points, UTAH was 56th overall (445.00), followed by OREGON STATE (65th, 334.25) and WASHINGTON STATE (tied 170th, 91.00).

The success of the Pac-12 in the Directors' Cup was bolstered by the capturing of nine NCAA titles, most among all conferences. In addition, eight Pac-12 league members finished among the top four in 19 NCAA championships.

The Directors' Cup was developed as a joint effort between the National Association of Collegiate Directors of Athletics (NACDA) and USA Today. Points are awarded based on each institution's finish in up to 20 sports - 10 women's and 10 men's.

CONFERENCE BREAKDOWN

Conference*	Top 25 Schools	Membership Ratio
1. SEC (14)	7	.500
2. Pac-12 (12)	6	.500
3. ACC (15)	5	.333
4. Big Ten (14)	4	.286
5. Big 12 (10)	3	.300

* based on 2014-15 membership

WHERE THEY RANKED

School	Total Pts
1. Stanford	1448.00
2. UCLA	1236.00
3. USC	1209.00
12. California	937.25
13. Oregon	933.50
24. Washington	756.75
30. Arizona State	683.30
36. Arizona	566.25
43. Colorado	539.50
56. Utah	445.00
65. Oregon State	334.25
170. Washington State	91.00

As of Oct. 12, 2015. All times are local to game site.

NOVEMBER

Friday, November 13

Hope International at USC..... 12 p.m. PT
 South Dakota at Utah..... 4:45 p.m. MT
 St. John's at UCLA..... 5 p.m. PT
 California at Austin Peay State..... 7 p.m. CT
 Longwood at Oregon State..... 7 p.m. PT
 UC Davis at Stanford..... 7:30 p.m. PT
 UC Santa Barbara at Washington State .8:30 p.m. PT

Saturday, November 14

Arizona vs. Toledo..... 10 a.m. MT
 Loyola Marymount at Colorado..... 2 p.m. MT
 Santa Clara at Washington..... 2 p.m. PT

Sunday, November 15

Oregon at North Carolina..... 12:30 p.m. ET
 California at Louisville..... 2 p.m. ET
 Stanford at Gonzaga..... 1 p.m. PT
 Kentucky at Arizona State..... 3:30 p.m. MT

Monday, November 16

Santa Clara at USC..... 4 p.m. PT
 Hampton at Washington State..... 7 p.m. PT
 Oregon State at Portland..... 7 p.m. PT

Tuesday, November 17

Lamar at Utah..... 7 p.m. MT

Wednesday, November 18

Howard at Arizona..... 7 p.m. MT
 Seattle at Washington..... 7 p.m. PT

Thursday, November 19

Hampton at Oregon..... 6 p.m. PT
 Northern Colorado at Colorado..... 7 p.m. MT

Friday, November 20

UC Riverside at California..... 11:30 a.m. PT
 Washington State vs. Nevada..... 4:30 p.m. HT
Rainbow Washine Classic, Honolulu, Hawaii
 George Mason at Utah..... 7 p.m. MT
 James Madison at UCLA..... 7 p.m. PT
 Washington at Fresno State..... 7 p.m. PT

Saturday, November 21

Arizona State at SMU.....TBA
 George Washington at Stanford.....TBA
 Arizona at San Diego..... 5 p.m. PT

Sunday, November 22

Colorado at Kentucky..... 1 p.m. CT
 UC Santa Barbara at Oregon..... 12 p.m. PT
 South Carolina at UCLA..... 1 p.m. PT
 Cal Poly at California..... 2 p.m. PT
 UC Riverside at Oregon State..... 2 p.m. PT
 Washington State at Hawaii'i..... 5 p.m. PT
Rainbow Washine Classic, Honolulu, Hawaii
 USC vs. Grand Canyon..... 4 p.m. PT
*Naismith Memorial Hall of Fame Challenge,
 Spokane, Wash.*

Monday, November 23

Kansas at Arizona..... 11 a.m. MT
 San Diego State at Washington..... 7 p.m. PT
 Santa Clara at Stanford..... 7 p.m. PT
 USC. vs. West Virginia..... 8 p.m. PT
*Naismith Memorial Hall of Fame Challenge,
 Spokane, Wash.*

Tuesday, November 24

USC vs. Gonzaga..... 6 p.m. PT
*Naismith Memorial Hall of Fame Challenge,
 Spokane, Wash.*
 Clemson at Oregon..... 6 p.m. PT

Thursday, November 26

Utah vs. Oklahoma..... 4:15 p.m. ET
Junkanoo Jam, Freeport, Bahamas

Friday, November 27

Massachusetts at Colorado..... 7:30 p.m. MT
Omni Hotels Classic, Boulder, Colo.
 Louisiana Tech vs. UCLA..... 1 p.m. ET
Junkanoo Jam, Freeport, Bahamas
 Oregon State vs. Hofstra..... 2:15 a.m. AT
San Juan Tournament, San Juan, P.R.
 California vs. Texas A&M..... 12 p.m. PT
South Point Tournament, Las Vegas, Nev.
 Arizona at North Texas..... 1 p.m. MT
 Arizona State vs. South Carolina..... 4:30 p.m. PT
Rainbow Wahine Showdown, Honolulu, Hawaii
 Utah vs. Boston College..... 8 p.m. ET
Junkanoo Jam, Freeport, Bahamas
 San Jose State at Washington State..... 7 p.m. PT
 Stanford vs. Missouri State..... 1:30 p.m. ET
Gulf Coast Showcase, Estero, Fla.
 Washington vs. Syracuse..... 6:45 p.m. PT
South Point Tournament, Las Vegas, Nev.

Saturday, November 28

Ball State/Florida at Colorado..... 5/7:30 p.m. MT
Omni Hotels Classic, Boulder, Colo.
 Oregon State vs. Arkansas..... 14:30 p.m. AT
San Juan Tournament, San Juan, P.R.
 North Dakota at Oregon..... 2 p.m. PT
 California vs. Liberty..... 2:15 p.m. PT
South Point Tournament, Las Vegas, Nev.
 Arizona State at Hawaii'i..... 6 p.m. PT
Rainbow Wahine Showdown, Honolulu, Hawaii
 Stanford vs. Dayton/Maine.....TBA
Gulf Coast Showcase, Estero, Fla.
 UCLA vs. Denver/Notre Dame..... 1/3:15 p.m. ET
 Washington vs. Texas Tech..... 6:45 p.m. PT
South Point Tournament, Las Vegas, Nev.

Sunday, November 29

USC vs. Iona..... 12 p.m. ET
 Arizona State vs. CSU Bakersfield..... 4:30 p.m. ET
Rainbow Wahine Showdown, Honolulu, Hawaii
 Stanford vs. TBD.....TBA
Gulf Coast Showcase, Estero, Fla.

Monday, November 30

Washington State at Oklahoma State..... 7 p.m. PT
 San Jose State at Oregon..... 8 p.m. PT

DECEMBER

Wednesday, December 2

Colorado at Colorado State..... 7 p.m. MT
 New Mexico State at Arizona..... 7 p.m. MT
 Portland at Washington..... 7 p.m. PT

Thursday, December 3

Oregon State at Marquette..... 6 p.m. CT
 Washington State at Boise State..... 6 p.m. PT
 CSUN at Utah..... 7 p.m. MT

Friday, December 4

Southern Utah at USC..... 7 p.m. PT

Saturday, December 5

Pacific University at Arizona..... 1 p.m. MT
 Virginia Commonwealth at Arizona State. 2 p.m. MT
ASU Classic, Tempe, Ariz.
 Saint Mary's (Calif.) at California..... 4 p.m. PT
Cal Tournament, Berkeley, Calif.
 CSU Bakersfield at UCLA..... 2 p.m. PT
 Utah Valley at Oregon..... 2 p.m. PT

Sunday, December 6

Columbia/Toledo at Arizona State..... 2:30 p.m. MT
ASU Classic, Tempe, Ariz.
 Washington State at San Diego..... 1 p.m. PT
 Sacramento State/Villanova at California.. 1/3 p.m. PT
Cal Tournament, Berkeley, Calif.
 Colorado at Long Beach State..... 2 p.m. PT
 UNLV at USC..... 2 p.m. PT
 Oklahoma at Washington..... 3:30 p.m. PT

Tuesday, December 8

Gonzaga at Washington State..... 6 p.m. PT

Wednesday, Dec. 9

Northern Arizona at Colorado..... 7 p.m. MT
 Utah at Creighton..... 7 p.m. MT

Thursday, December 10

Louisiana Tech at Arizona..... 7 p.m. MT

Saturday, December 12

Arizona State at Syracuse..... 1 p.m. ET
 Nebraska at California..... 5 p.m. PT
 Missouri at Colorado..... 1:30 p.m. MT
 Washington State at Saint Mary's (Calif.).. 1 p.m. PT
 Utah at BYU..... 2 p.m. PT
 Portland at Oregon..... 2 p.m. PT
 Idaho at Oregon State..... 2 p.m. PT
 Nebraska at California..... 5 p.m. PT
 Washington at South Dakota..... 8 p.m. PT

Sunday, December 13

Stanford at Texas..... 12 a.m. MT
 UCLA at Michigan..... 2 p.m. ET
 Long Beach State at USC..... 4 p.m. PT

Monday, December 14

Arizona State at Hartford..... 12 p.m. ET

Tuesday, December 15

CSU Bakersfield at Oregon State..... 11 a.m. PT
 UC Riverside at Oregon..... 5 p.m. PT

Wednesday, December 16

Tennessee at Stanford..... 6 p.m. PT
 UC Irvine at UCLA..... 7 p.m. PT

Thursday, December 17

Portland State at Oregon..... 6 p.m. PT

Friday, December 18

Florida A&M at USC..... 6 p.m. PT
Women of Troy Classic, Los Angeles, Calif.
 UC Riverside at Washington..... 7 p.m. PT
 UCLA at Sacramento State..... 7:05 p.m. PT

Saturday, December 19

Arizona vs. SMU..... 5:30 p.m. AT
Puerto Rico Classic, San Juan, P.R.
 Cornell at Stanford..... 2 p.m. PT
 Marquette at Arizona State..... 3 p.m. MT
 Presbyterian at Colorado..... 3:30 p.m. MT
 Tennessee at Oregon State..... 6 p.m. PT
 Fresno State at Utah..... 7 p.m. MT

Sunday, December 20

Arizona vs. Florida Gulf Coast..... 3:30 p.m. AT
Puerto Rico Classic, San Juan, P.R.
 Albany/UC Davis at USC..... 1/3 p.m. PT
 Women of Troy Classic, Los Angeles, Calif.
 Washington State at Kansas..... 7 p.m. CT

Monday, December 21

Arizona vs. Gardner-Webb.....	5:30 p.m. AT
<i>Puerto Rico Classic, San Juan, P.R.</i>	
Florida State at Arizona State.....	3 p.m. MT
Cal Poly at Oregon State.....	3 p.m. PT
UCLA at California.....	6 p.m. PT
Colorado at Wyoming.....	7 p.m. MT
Weber State at Washington.....	7 p.m. PT

Tuesday, December 22

CSU Bakersfield at Stanford.....	2 p.m. PT
Utah at Utah State.....	1 p.m. MT

Monday, December 28

CSUN at Arizona State.....	TBA
Oregon State at Notre Dame.....	7 p.m. ET
Seattle at Oregon.....	6 p.m. PT
Chattanooga at Stanford.....	7 p.m. PT
UCLA at UC Riverside.....	7 p.m. PT
UC Irvine at USC.....	7 p.m. PT

Tuesday, December 29

George Mason at Arizona.....	2 p.m. MT
Washington at Washington State *.....	8 p.m. PT
UC Davis at Utah.....	7 p.m. PT

Wednesday, December 30

USC at UCLA *.....	7 p.m. PT
CSUN at California.....	7 p.m. PT

JANUARY

Saturday, January 2

Washington at Colorado *.....	1 p.m. MT
Stanford at Arizona *.....	3 p.m. MT
Oregon at UCLA *.....	2 p.m. PT
Washington State at Utah *.....	5 p.m. MT
Oregon State at USC *.....	4 p.m. PT
California at Arizona State *.....	7 p.m. MT

Monday, January 4

Oregon at USC *.....	5 p.m. PT
Washington at Utah *.....	6 p.m. MT
Stanford at Arizona State *.....	6 p.m. MT
California at Arizona *.....	8 p.m. MT
Washington State at Colorado *.....	8 p.m. MT
Oregon State at UCLA *.....	7 p.m. PT

Friday, January 8

Oregon at Oregon State *.....	7 p.m. PT
Colorado at California *.....	7 p.m. PT
Arizona State at Washington *.....	7 p.m. PT
Arizona at Washington State *.....	8 p.m. MT
Utah at Stanford *.....	7 p.m. PT

Sunday, January 10

Colorado at Stanford *.....	12 p.m. PT
Arizona State at Washington State *.....	12 p.m. PT
Utah at California *.....	2 p.m. PT
Arizona at Washington *.....	2 p.m. PT
UCLA at USC *.....	6 p.m. PT
Oregon State at Oregon *.....	12 p.m. PT

Friday, January 15

Colorado at Arizona State *.....	11 a.m. MT
Utah at Arizona *.....	7 p.m. MT
Stanford at Oregon *.....	6 p.m. PT
UCLA at Washington *.....	6 p.m. PT
USC at Washington State *.....	8 p.m. PT
California at Oregon State *.....	8 p.m. PT

Sunday, January 17

Utah at Arizona State *.....	12 a.m. MT
UCLA at Washington State *.....	12 p.m. PT
Colorado at Arizona *.....	2 p.m. MT
California at Oregon *.....	2 p.m. PT
USC at Washington *.....	2 p.m. PT
Stanford at Oregon State *.....	6 p.m. PT

Friday, January 22

Oregon at Colorado *.....	6 p.m. MT
Arizona at Arizona State *.....	7 p.m. MT
California at UCLA *.....	6 p.m. PT
Oregon State at Utah *.....	8 p.m. MT
Stanford at USC *.....	8 p.m. PT

Saturday, January 23

Washington State at Washington *.....	2 p.m. PT
---------------------------------------	-----------

Sunday, January 24

Oregon State at Colorado *.....	3 p.m. MT
California at USC *.....	2 p.m. PT
Arizona State at Arizona *.....	5 p.m. MT
Stanford at UCLA *.....	6 p.m. PT
Oregon at Utah *.....	2 p.m. MT

Friday, January 29

Washington State at California *.....	6 p.m. PT
Arizona at Oregon State *.....	6 p.m. PT
UCLA at Colorado *.....	7 p.m. MT
USC at Utah *.....	7 p.m. MT
Arizona State at Oregon *.....	8 p.m. PT
Washington at Stanford *.....	8 p.m. PT

Sunday, January 31

Arizona at Oregon *.....	12 p.m. PT
Washington State at Stanford *.....	12 p.m. PT
UCLA at Utah *.....	1 p.m. PT
Washington at California *.....	2 p.m. PT
USC at Colorado *.....	7 p.m. MT

FEBRUARY

Monday, February 1

Arizona State at Oregon State *.....	8 p.m. PT
--------------------------------------	-----------

Tuesday, February 2

California at Stanford *.....	7 p.m. PT
-------------------------------	-----------

Thursday, February 4

Colorado at Utah *.....	6 p.m. MT
-------------------------	-----------

Friday, February 5

UCLA at Arizona State *.....	6 p.m. MT
Oregon State at Washington *.....	6 p.m. PT
USC at Arizona *.....	8 p.m. MT
Stanford at California *.....	7 p.m. PT
Oregon at Washington State *.....	8 p.m. PT

Sunday, February 7

Oregon State at Washington State *.....	11 a.m. PT
Utah at Colorado *.....	12 a.m. MT
UCLA at Arizona *.....	1 p.m. MT
Oregon at Washington *.....	12 p.m. PT
USC at Arizona State *.....	2 p.m. MT

Friday, February 12

Utah at Oregon *.....	6 p.m. PT
Arizona State at California *.....	7 p.m. PT
Washington at USC *.....	7 p.m. PT
Washington State at UCLA *.....	7 p.m. PT
Arizona at Stanford *.....	7:30 p.m. PT
Colorado at Oregon State *.....	7:30 p.m. PT

Sunday, February 14

Washington at UCLA *.....	11 a.m. PT
Arizona at California *.....	12 p.m. PT
Colorado at Oregon *.....	4 p.m. PT
Washington State at USC *.....	4 p.m. PT
Arizona State at Stanford *.....	6 p.m. PT
Utah at Oregon State *.....	1 p.m. PT

Friday, February 19

Washington at Arizona *.....	7 p.m. MT
Washington State at Arizona State *.....	6 p.m. MT
California at Utah *.....	6 p.m. MT
UCLA at Oregon *.....	6 p.m. PT
Stanford at Colorado *.....	8 p.m. MT
USC at Oregon State *.....	8 p.m. PT

Sunday, February 21

California at Colorado *.....	12 p.m. MT
Washington at Arizona State *.....	12 p.m. MT
Washington State at Arizona *.....	1 p.m. PT
Stanford at Utah *.....	2 p.m. MT
USC at Oregon *.....	2 p.m. PT
UCLA at Oregon State *.....	6 p.m. PT

Thursday, February 25

Colorado at Washington State *.....	7 p.m. PT
Utah at Washington *.....	7 p.m. PT

Friday, February 26

Arizona State at USC *.....	6 p.m. PT
Oregon at California *.....	7 p.m. PT
Oregon State at Stanford *.....	8 p.m. PT
Arizona at UCLA *.....	8 p.m. PT

Saturday, February 27

Utah at Washington State *.....	11 a.m. PT
Colorado at Washington *.....	1 p.m. PT

Sunday, February 28

Oregon at Stanford *.....	11 a.m. PT
Oregon State at California *.....	11 a.m. PT
Arizona State at UCLA *.....	11 a.m. PT
Arizona at USC *.....	2 p.m. PT

2016 PAC-12 WOMEN'S BASKETBALL TOURNAMENT Thursday-Sunday, March 3-6 KeyArena • Seattle

Thursday, March 3

First Round Game #1 (PAC12).....	11:30 a.m. PT
First Round Game #2 (PAC12).....	2 p.m. PT
First Round Game #3 (PAC12).....	6 p.m. PT
First Round Game #4 (PAC12).....	8:30 p.m. PT

Friday, March 4

Quarterfinal Game #1 (PAC12).....	11:30 a.m. PT
Quarterfinal Game #2 (PAC12).....	2 p.m. PT
Quarterfinal Game #3 (PAC12).....	6 p.m. PT
Quarterfinal Game #4 (PAC12).....	8:30 p.m. PT

Saturday, March 5

Semifinal Game #1 (PAC12).....	6 p.m. PT
Semifinal Game #2 (PAC12).....	8:30 p.m. PT

Sunday, March 6

Championship Game (ESPN).....	6 p.m. PT
-------------------------------	-----------

NCAA TOURNAMENT

FIRST & SECOND ROUNDS

**Friday & Sunday, March 18 & 20 or
Saturday & Monday, March 19 & 21**
16 campus sites of top seeds

REGIONALS

Saturday & Monday, March 25 & 27

Lexington Regional, *Rupp Arena, Lexington, Ky.*
Sioux Falls Regional, *Sioux Falls, S.D.*

Sunday & Tuesday, March 26 & 28

Bridgeport Regional, *Bridgeport, Conn.*
Dallas Regional, *Dallas*

NCAA FINAL FOUR

Sunday & Tuesday, April 3 & 5

Bankers Life Fieldhouse, *Indianapolis, Ind.*
(*Horizon League and IUPUI, hosts*)

** indicates Pac-12 Conference game*

PAC-12 WOMEN'S BASKETBALL TELEVISION SCHEDULE

The 2015-16 Pac-12 women's basketball regular season tips off the 197-game schedule on Friday, Nov. 13. Pac-12 teams will make over 100 appearances during the regular season, 100 of those telecasts on the Pac-12 Networks and five on the ESPN network as part of the Conference's television package. All 11 games of the Pac-12 Women's Basketball Tournament at KeyArena in Seattle will be nationally televised, with 10 appearing on the Pac-12 Networks and the championship game on ESPN on March 6. The Pac-12 Networks launched in the summer of 2012 with one national and six regional networks devoted solely to Pac-12 sports. In addition to the hundreds of live televised Pac-12 sporting events, Pac-12 Networks subscribers can watch live events on the Pac-12 Now app. Subscribers can also watch live and on-demand content on the web at pac-12.com.

Day	Date	Matchup	Network	Time (PT)
Sunday	Nov. 15	Kentucky at Arizona State	PAC12	2:30 PM
Sunday	Nov. 22	South Carolina at UCLA	PAC12	1:00 PM
Monday	Nov. 30	San Jose State at Oregon	PAC12	8:00 PM
Sunday	Dec. 6	Oklahoma at Washington	PAC12	3:30 PM
Tuesday	Dec. 8	Gonzaga at Washington State	PAC12	6:00 PM
Saturday	Dec. 12	Missouri at Colorado	PAC12	12:30 PM
Saturday	Dec. 12	Nebraska at California	PAC12	5:00 PM
Wednesday	Dec. 16	Tennessee at Stanford	ESPNU	6:00 PM
Saturday	Dec. 19	Tennessee at Oregon State	PAC12	6:00 PM
Monday	Dec. 21	Florida State at Arizona State	ESPNU	2:00 PM
Monday	Dec. 21	UCLA at California	PAC12	6:00 PM
Tuesday	Dec. 29	Washington at Washington State	PAC12	8:00 PM
Wednesday	Dec. 30	USC at UCLA	PAC12	7:00 PM
Saturday	Jan. 2	Washington at Colorado	PAC12	12:00 PM
Saturday	Jan. 2	Stanford at Arizona	PAC12	2:00 PM
Saturday	Jan. 2	Oregon at UCLA	PAC12	2:00 PM
Saturday	Jan. 2	Washington State at Utah	PAC12	4:00 PM
Saturday	Jan. 2	Oregon State at USC	PAC12	4:00 PM
Saturday	Jan. 2	California at Arizona State	PAC12	6:00 PM
Monday	Jan. 4	Oregon at USC	PAC12	5:00 PM
Monday	Jan. 4	Washington at Utah	PAC12	5:00 PM
Monday	Jan. 4	Stanford at Arizona State	PAC12	5:00 PM
Monday	Jan. 4	California at Arizona	PAC12	7:00 PM
Monday	Jan. 4	Washington State at Colorado	PAC12	7:00 PM
Monday	Jan. 4	Oregon State at UCLA	PAC12	7:00 PM
Friday	Jan. 8	Oregon at Oregon State	PAC12	7:00 PM
Friday	Jan. 8	Colorado at California	PAC12	7:00 PM
Friday	Jan. 8	Arizona State at Washington	PAC12	7:00 PM
Sunday	Jan. 10	Colorado at Stanford	PAC12	12:00 PM
Sunday	Jan. 10	Arizona State at Washington State	PAC12	12:00 PM
Sunday	Jan. 10	Oregon State at Oregon	PAC12	12:00 PM
Sunday	Jan. 10	Arizona at Washington	PAC12	2:00 PM
Sunday	Jan. 10	UCLA at USC	PAC12	6:00 PM
Friday	Jan. 15	Stanford at Oregon	PAC12	6:00 PM
Friday	Jan. 15	UCLA at Washington	PAC12	6:00 PM
Friday	Jan. 15	USC at Washington State	PAC12	8:00 PM
Friday	Jan. 15	California at Oregon State	PAC12	8:00 PM
Sunday	Jan. 17	Utah at Arizona State	PAC12	11:00 AM
Sunday	Jan. 17	UCLA at Washington State	PAC12	12:00 PM
Sunday	Jan. 17	Colorado at Arizona	PAC12	1:00 PM
Sunday	Jan. 17	USC at Washington	PAC12	2:00 PM
Sunday	Jan. 17	Stanford at Oregon State	PAC12	6:00 PM
Friday	Jan. 22	Oregon at Colorado	PAC12	5:00 PM
Friday	Jan. 22	Arizona at Arizona State	PAC12	6:00 PM
Friday	Jan. 22	California at UCLA	PAC12	6:00 PM
Friday	Jan. 22	Oregon State at Utah	PAC12	7:00 PM
Friday	Jan. 22	Stanford at USC	PAC12	8:00 PM
Sunday	Jan. 24	Oregon State at Colorado	PAC12	2:00 PM
Sunday	Jan. 24	California at USC	PAC12	2:00 PM
Sunday	Jan. 24	Arizona State at Arizona	PAC12	4:00 PM
Sunday	Jan. 24	Washington State at Washington	PAC12	4:00 PM
Sunday	Jan. 24	Stanford at UCLA	PAC12	6:00 PM
Friday	Jan. 29	Washington State at California	PAC12	6:00 PM
Friday	Jan. 29	Arizona at Oregon State	PAC12	6:00 PM

Day	Date	Matchup	Network	Time (PT)
Friday	Jan. 29	USC at Utah	PAC12	6:00 PM
Friday	Jan. 29	Arizona State at Oregon	PAC12	8:00 PM
Friday	Jan. 29	Washington at Stanford	PAC12	8:00 PM
Sunday	Jan. 31	Arizona at Oregon	PAC12	12:00 PM
Sunday	Jan. 31	Washington State at Stanford	PAC12	12:00 PM
Sunday	Jan. 31	Washington at California	PAC12	2:00 PM
Sunday	Jan. 31	USC at Colorado	PAC12	6:00 PM
Monday	Feb. 1	Arizona State at Oregon State	ESPN2	8:00 PM
Tuesday	Feb. 2	California at Stanford	PAC12	7:00 PM
Thursday	Feb. 4	Colorado at Utah	PAC12	5:00 PM
Friday	Feb. 5	UCLA at Arizona State	PAC12	5:00 PM
Friday	Feb. 5	Oregon State at Washington	PAC12	6:00 PM
Friday	Feb. 5	USC at Arizona	PAC12	7:00 PM
Friday	Feb. 5	Stanford at California	PAC12	7:00 PM
Friday	Feb. 5	Oregon at Washington State	PAC12	8:00 PM
Sunday	Feb. 7	Utah at Colorado	PAC12	11:00 AM
Friday	Feb. 12	Arizona at Stanford	PAC12	7:30 PM
Friday	Feb. 12	Colorado at Oregon State	PAC12	7:30 PM
Sunday	Feb. 14	Washington at UCLA	ESPNU	11:00 AM
Sunday	Feb. 14	Arizona at California	PAC12	12:00 PM
Sunday	Feb. 14	Colorado at Oregon	PAC12	4:00 PM
Sunday	Feb. 14	Washington State at USC	PAC12	4:00 PM
Sunday	Feb. 14	Arizona State at Stanford	PAC12	6:00 PM
Friday	Feb. 19	Washington State at Arizona State	PAC12	5:00 PM
Friday	Feb. 19	California at Utah	PAC12	5:00 PM
Friday	Feb. 19	UCLA at Oregon	PAC12	6:00 PM
Friday	Feb. 19	Stanford at Colorado	PAC12	7:00 PM
Friday	Feb. 19	USC at Oregon State	PAC12	8:00 PM
Sunday	Feb. 21	California at Colorado	PAC12	11:00 AM
Sunday	Feb. 21	Washington at Arizona State	PAC12	11:00 AM
Sunday	Feb. 21	Stanford at Utah	PAC12	1:00 PM
Sunday	Feb. 21	UCLA at Oregon State	PAC12	6:00 PM
Friday	Feb. 26	Arizona State at USC	PAC12	6:00 PM
Friday	Feb. 26	Oregon State at Stanford	PAC12	8:00 PM
Friday	Feb. 26	Arizona at UCLA	PAC12	8:00 PM
Saturday	Feb. 27	Utah at Washington State	PAC12	11:00 AM
Saturday	Feb. 27	Colorado at Washington	PAC12	1:00 PM
Sunday	Feb. 28	Oregon at Stanford	PAC12	11:00 AM
Sunday	Feb. 28	Oregon State at California	PAC12	11:00 AM
Sunday	Feb. 28	Arizona State at UCLA	PAC12	11:00 AM

PAC-12 TOURNAMENT

Thursday	Mar. 3	Game 1: First Round	P12N	11:30 a.m.
Thursday	Mar. 3	Game 2: First Round	P12N	2 p.m.
Thursday	Mar. 3	Game 3: First Round	P12N	6 p.m.
Thursday	Mar. 3	Game 4: First Round	P12N	8:30 p.m.
Friday	Mar. 4	Game 5: Quarterfinal	P12N	11:30 a.m.
Friday	Mar. 4	Game 6: Quarterfinal	P12N	2 p.m.
Friday	Mar. 4	Game 7: Quarterfinal	P12N	6 p.m.
Friday	Mar. 4	Game 8: Quarterfinal	P12N	8:30 p.m.
Saturday	Mar. 5	Game 9: Semifinal	P12N	6 p.m.
Saturday	Mar. 5	Game 10: Semifinal	P12N	8:30 p.m.
Sunday	Mar. 6	Game 11: Championship Game	ESPN	6 p.m.



WOMEN'S BASKETBALL TOURNAMENT

presented by



PAC-12 WOMEN'S BASKETBALL TOURNAMENT

THURSDAY-SUNDAY, MARCH 3-6, 2016
KEYARENA • SEATTLE, WASH.

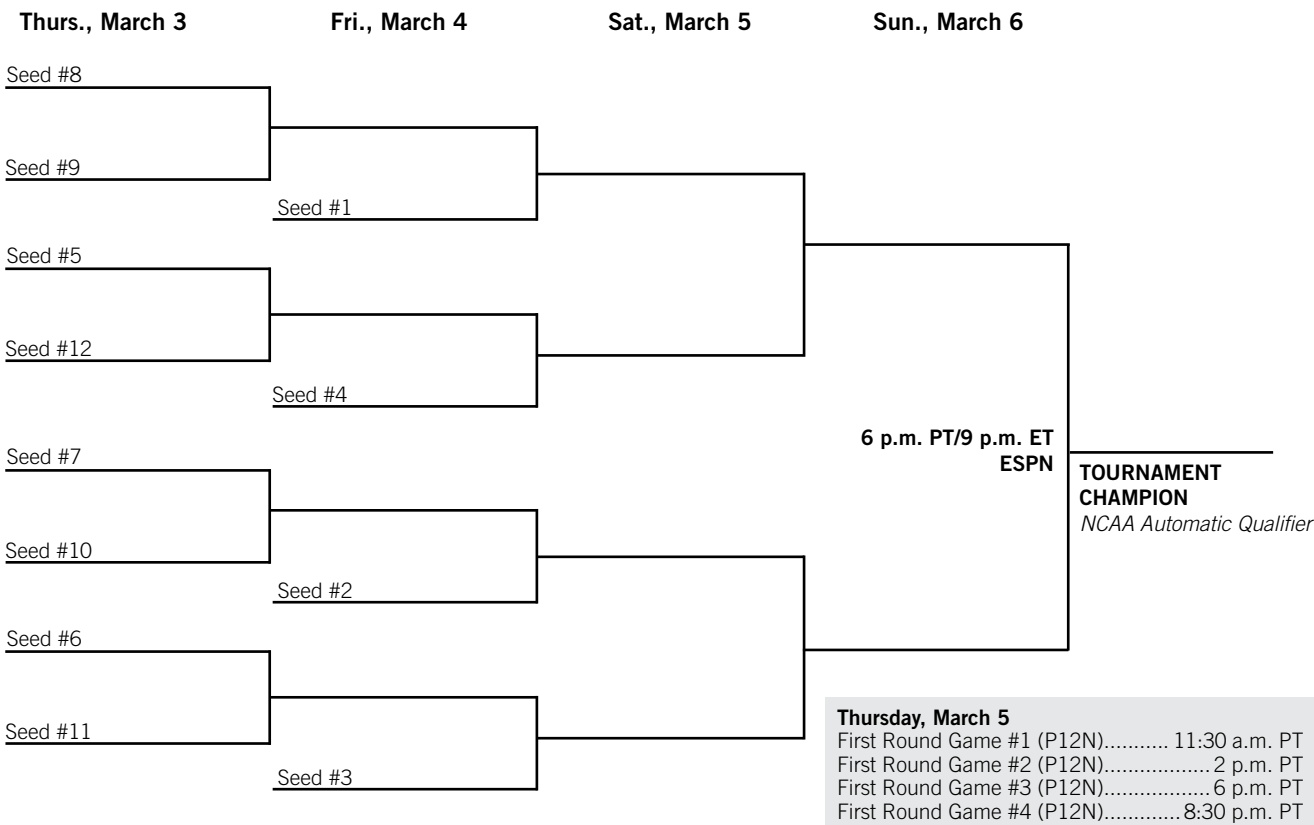
After three-consecutive years drawing near-record crowds, the 15th-annual Pac-12 Women's Basketball Tournament remains in Seattle in partnership with Force 10 Sports Marketing, LLC, the Seattle Sports Commission and Seattle Center. The tournament will be held at KeyArena from March 3-6, 2016 and will receive unprecedented national television coverage once again with each game of the tournament scheduled to be televised either on the Pac-12 Networks or ESPN.

The City of Seattle has embraced women's basketball and women's athletics. The WNBA's Seattle Storm loyal fan base has increased over the last several years. The majestic city provides convenient travel for teams and fans, with non-stop flights available from every Pac-12 city. In the three years the Pac-12 Tournament has been in the Emerald City, the four-day event has seen its biggest successes, recording three of the top four attendances in the 14-year history. The 2015 championship game was the second-most attended in the history of the event.

The Pac-12 Women's Basketball Tournament made its debut in 2002 and was held on the University of Oregon campus in Eugene, Ore. The Conference's premier women's sporting event then moved to HP Pavilion at San Jose for a six-year run (2003-08). It spent four years (2008-2012) in Los Angeles, with Galen Center playing host. The final two-year run of the event saw it combined with the men's tournament and the semifinal and championship games were played at the STAPLES Center.

The winner of the 12-team tournament receives the league's automatic bid to the NCAA Division I Women's Basketball Championship. The tournament seeding and Conference Champion are determined by the 18-game regular-season Pac-12 schedule.

TOURNAMENT BRACKET



*** PLEASE NOTE: Bracket may be flipped to feature key matchups in the evening session at the discretion of the Commissioner.*

*All games to be televised on national television.
 First three rounds to be televised on the Pac-12 Networks.
 Championship game to be televised on ESPN.
 All times subject to change.
 As of Oct. 1, 2015.*

Thursday, March 5
 First Round Game #1 (P12N)..... 11:30 a.m. PT
 First Round Game #2 (P12N)..... 2 p.m. PT
 First Round Game #3 (P12N)..... 6 p.m. PT
 First Round Game #4 (P12N)..... 8:30 p.m. PT


Friday, March 6
 Quarterfinal Game #1 (P12N)..... 11:30 a.m. PT
 Quarterfinal Game #2 (P12N)..... 2 p.m. PT
 Quarterfinal Game #3 (P12N)..... 6 p.m. PT
 Quarterfinal Game #4 (P12N)..... 8:30 p.m. PT

Saturday, March 7
 Semifinal Game #1 (P12N) 6 p.m. PT
 Semifinal Game #2 (P12N) 8:30 p.m. PT

Sunday, March 8
 Championship Game (ESPN) 6 p.m. PT



2016 NCAA Division I Women's BASKETBALL CHAMPIONSHIP



FIRST ROUND & SECOND ROUNDS
Friday & Sunday, March 18 & 20 or
Saturday & Monday, March 19 & 21
Top 16 seeds, Campus Sites

REGIONALS
Saturday & Monday, March 25 & 27
Lexington Regional
Rupp Arena, Lexington, Ky.
(University of Kentucky, host)

Sioux Falls Regional
Denny Sanford Premier Center, Sioux Falls, S.D.
(Summit League, hosts)

Sunday & Tuesday, March 26 & 28
Bridgeport Regional
Webster Bank Arena, Bridgeport, Conn.
(Fairfield University and University of Connecticut, hosts)

Dallas Regional
American Airlines Center, Dallas
(Big 12 Conference, host)

FINAL FOUR
Sunday & Tuesday, April 3 & 5
Bankers Life Fieldhouse, Indianapolis, Ind.
(Horizon League and IUPUI, hosts)

- Future Final Four Sites**
- 2017 American Airlines Center, Dallas
March 31 and April 2
(Big 12 Conference, host)
 - 2018 Nationwide Arena, Columbus, Ohio
March 30 and April 1
(Ohio State, host)
 - 2019 Amalie Arena, Tampa, Fla.
April 5 and 7
(South Florida, host)
 - 2020 Smoothie King Center, New Orleans
April 3 and 5
(New Orleans, Tulane/Sun Belt Conference, hosts)



The 2016 NCAA Women's Final Four will mark the 35th year of the championship. The national semifinal games will be played Sunday, April 3. The national championship game will take place Tuesday, April 5. All games will be played at Bankers Life Fieldhouse. Game times will be determined at a later date.



Even in its infancy, the Pac-12 Conference played a significant role in the development of women's basketball. On April 4, 1896, California and Stanford squared off at the Page Street Armory in San Francisco in the first women's intercollegiate game in the nation. And two weeks later, the University of Washington hosted Ellensburg State in Seattle.

While progress slowed through much of the first half of the century, women's basketball pioneer Carol Eckman changed the game's history by engineering the first official women's tournament in 1969. In 1972, the tournament expanded into the Association for Intercollegiate Athletics for Women (IAIW). At that point, women's basketball was off and running.

In 1978, just six seasons after the advent of the IAIW, UCLA was the first league squad to represent the Conference with a national title. The Bruins accomplished the feat at Pauley Pavilion on the UCLA campus in front of an IAIW record crowd of 9,351. However, UCLA was not the last Conference team to win a national crown.

The 1981-82 season marked the first year that women's basketball began competing in the NCAA with the advent of the NCAA Division I Women's Basketball Championship, implementing a 32-game field which, with the increasing popularity of the sport, first expanded to 48 teams and has grown to 64 teams after a second expansion in 1994.

League play began in 1986-87, the first year the Pac-10 Conference began sponsoring women's sports,



Former USC players Cheryl Miller and Lisa Leslie are two of the most decorated players in the history of women's basketball.

combining the NorPac Conference (California, Oregon, Oregon State, Washington and Washington State) with the Western Collegiate Athletic Association (Arizona, Arizona State, Stanford, UCLA and USC).

The Conference quickly established a reputation as one of the strongest women's basketball leagues in the nation, with solid teams across the board. The Pac-10 sent at least four teams to the NCAA Tournament nine times in the decade of the '90s, and every Conference member made a trip to the Big Dance during that decade. In the new millennium, the story has proved much the same with 11 Conference teams advancing to the NCAA Tournament since 2000.

Stanford head coach Tara VanDerveer took the Pac-10 Conference to new heights by winning a pair of NCAA titles in the 1990s. National Player of the Year Jennifer Azzi led the Cardinal to its first title in 1990, while Val Whiting guided the Cardinal to its second national championship in 1992. All told, Stanford made six trips to the NCAA Final Four in a seven-year span of the '90s. The Cardinal repeated that feat with the Ogwumike sisters - Nnemkadi and Chiney - leading the way from 2008-2014.

Since the beginnings of the IAIW, the Conference's most significant contribution to the success and development of women's basketball has been its legendary players.

Names like Ann Meyers, Cheryl Miller, Cherie Nelson, Denise Curry, the McGee Sisters, Azzi, Sonja Henning, Whiting, Natalie Williams, Lisa Leslie, Kate Starbird, Tina Thompson, Nicole Powell, Candice Wiggins, Briann January and the Ogwumike sisters are just a few of the Pac-12 stars who have written a chapter in women's basketball at both the national and Conference level.

The first of this elite group to bring the women's game into the national spotlight was Meyers, the first four-time All-American. Meyers led the UCLA Bruins to the 1978 IAIW Championship under the direction of then-first year head coach Billie Moore. Curry, also a member of the 1978 title team, earned All-America honors three times and still stands as UCLA's all-time leading scorer, male or female. After 16 seasons, Moore ended her stint as the Bruins' mentor with a 423-182 career coaching record, with 296 of her victories coming at UCLA.

Miller led USC to consecutive national titles in 1983 and 1984 and rewrote the school's record books. A four-time All-American, Miller won the Naismith Award three times, an amazing feat considering the honor is the equivalent of college football's Heisman Trophy. Miller was also selected to the "1980s NCAA Team of the Decade" as voted by a panel of media and coaches.

In 1999, Kodak named its Silver Anniversary Team, honoring the top-10 Division I players of all-time, and Meyers and Miller were two of the 10 athletes honored.

Only 29 women have ever been inducted into the Naismith Memorial Hall of Fame in Springfield, Mo., and six of those outstanding individuals hail from the Pac-12: Meyers (1993), Miller (1995), Curry (1997), Moore (1999), Cynthia Cooper-Dyke (2010) and legendary head coach Tara VanDerveer (2011).

The Women's Basketball Hall of Fame in Nashville, Tenn., announced its inaugural class of 25 inductees in 1998, honoring legends from the 107-year history of the women's game. Moore, Meyers, Curry and Miller were inducted in the initial year. VanDerveer and former USC and California Coach Marianne Stanley joined the ranks in 2002, while former Oregon player and former Ducks head coach Bev Smith was inducted with the Class of 2004.



Former UCLA star Ann Meyers was the first-ever four-time All-American and led the Bruins to the 1978 IAIW National title.

On the national level, women's basketball has made tremendous strides in both popularity and attendance. The 2008 Olympic Team won its fourth-straight gold medal as Leslie became just the second basketball player ever to win four gold medals (Teresa Edwards, U.S.). Leslie was joined by former Pac-10-great Thompson on the 2008 national team.

Many outstanding Pac-12 women's basketball players have gone on to success at the professional level, including 16 former Pac-12 stars who are currently playing or coaching in the WNBA. Headlining that prestigious list of athletes who have played in the WNBA is Leslie, a five-time All-WNBA first team honoree and the 2002 WNBA Finals MVP. The first player to be placed on a team when the league began, Leslie became the first WNBA player to amass 5,000 career points and recorded the first dunk in league history during the 2002 campaign. She guided the Los Angeles Sparks to back-to-back league titles in 2001 and 2002. Fellow USC alumnae Thompson and retired WNBA star Cynthia Cooper helped guide the Houston Comets to four straight WNBA titles in 1997-2000. In August 2003, Thompson became just the second WNBA player to amass 4,000 points, following in Leslie's footsteps. Regarded throughout the league as the face of the WNBA and the most dominant player in the sport, Leslie announced her retirement in 2009, concluding a career that spanned 15 years.

The newest chapter in Conference women's basketball history was the addition of a postseason tournament in 2002 and the league expanded to include Colorado and Utah and. An inaugural Pac-10 Women's Basketball Tournament was held Mar. 1-4, 2002, at storied McArthur Court on the University of Oregon campus. The Arizona State Sun Devils defeated the Stanford Cardinal in the championship game, capturing the Conference's first tournament trophy. Beginning in 2003, the tournament moved to the Northern California Bay Area and HP Pavilion at San Jose for a six-year run (2003-08), which saw UCLA and the Cardinal capture titles. In 2009, the event moved to the Galen Center in downtown Los Angeles and proved to be another exciting chapter. The tournament was combined with the men's tournament in 2010 and, for the first time ever, the semifinals and championship games were played at the STAPLES Center. In 2013, the tournament moved again, this time to KeyArena in beautiful Seattle with great success, drawing near-record crowds in each of its three seasons in the Emerald City.

QUICK FACTS

LocationTucson, Ariz.
 Founded 1885
 Enrollment 40,200
 Colors Cardinal & Navy
 Home Court McKale Center (14,545)
 Press Row Phone (520) 621-5291
 President Dr. Anne Weaver Hart
 Faculty Representative Jory Hancock
 Athletics Director Greg Byrne
 Deputy Dir./SWA Erika Barnes
 Head Coach Niya Butts
 Assoc. AD of Comm. Services Jeremy Sharpe
 Asst. Dir./WBB SID Daniel Berk
 Office/Fax (520) 626-9395/621-2681
 Cell (314) 363-5842
 Email dberk@email.arizona.edu
 Website www.arizonawildcats.com

YEAR-BY-YEAR RECORD

(since 1981-82)


Year	Conf.	Place	Overall	Postseason
81-82	0-12	7	10-21	
82-83	2-12	T7	10-17	
83-84	1-13	T7	8-20	
84-85	1-13	8	7-21	
85-86	4-4	T2	19-9	
86-87	4-14	T8	11-18	
87-88	2-16	10	5-23	
88-89	6-12	T8	11-7	
89-90	5-13	T8	12-17	
90-91	1-17	10	6-25	
91-92	3-15	10	9-19	
92-93	7-11	8	13-14	
93-94	8-10	7	15-12	
94-95	6-12	7	11-19	
95-96	10-8	T3	22-8	WNIT Champion
96-97	12-6	T4	23-8	NCAA 2nd
97-98	14-4	T2	23-7	NCAA S16
98-99	12-6	4	18-11	NCAA 2nd
99-00	13-5	T2	25-7	NCAA 2nd
00-01	9-9	5	20-12	WNIT 2nd
01-02	10-8	T6	14-14	
02-03	13-5	T2	22-9	NCAA 1st
03-04	14-4	T1	24-9	NCAA 1st
04-05	11-7	5	20-12	NCAA 2nd
05-06	3-15	9	8-22	
06-07	4-14	T8	11-21	
07-08	4-14	T8	10-20	
08-09	4-14	T8	12-19	
09-10	6-12	8	14-17	
10-11	10-8	T4	21-12	WNIT 1st
11-12	3-15	12	15-17	
12-13	4-14	T10	12-18	
13-14	1-17	12	5-25	
14-15	3-15	T11	10-20	

WCAA member from 1979-1985
 Pac-West Conference member in 1985-1986
 Pac-12 Conference member since 1986



TEAM OUTLOOK

- Head coach **Niya Butts** returns for her ninth season at the helm at Arizona. Despite doubling their win total from 2013-14, the Wildcats still finished last in the league.
- Arizona will be without the likes of leading scorer and honorable mention All-Pac-12 pick Candice Warthen. Butts will look to upperclassmen guards **Malena Washington** and **Keyahndra Cannon**, as well as honorable mention All-Pac-12 guard **LaBrittney Jones** to help fill the loss of Warthen. Th trio started the majority of the games last year.
- Jones was the team's leading rebounder and the second-leadin scorer and looks to fill that role again.
- Arizona placed last in the league rankings in field goal percentage at 36.5 percent and assists, averaging 9.9 per game. New faces will look to improve on that mark, after Warthen accounted for almost 400 field goal attempts last season.
- Arizona will be an inexperienced team with eight rostered players with two seasons of collegiate play under their belt or less. The young Wildcats will need to learn quickly if they are going to improve upon last year's performance.
- The injury bug has been detrimental to the Wildcats the last several years, taking out key players for entire seasons. In addition to incorporating the young squad, the Wildcats will need to remain healthy, as well.
- Speaking of injuries, highly-touted recruit **Taryn Griffey** will look to make her first appearance on the court this year after missing last season due to injury.



NIYA BUTTS

Head Coach • 8th Year at Arizona
Alma Mater: Tennessee, 2000
89-128 (.410) at Arizona • Overall: 89-128 (.410, 7 Years)

The eighth head coach in Arizona history, Butts enters her eighth season at Arizona ... Under her tutelage, Davellyn Whyte was a four-time all-conference selection and the 2010 Pac-10 Freshman of the Year ... One of the most sought-after young coaches in the country ... Prior to landing in Tucson, spent five seasons at Kentucky, the last as an associate head coach ... Also spent time at Michigan State and Tennessee Tech ... A four-year letterwinner at Tennessee and a member of two national championship teams (1997, 98).

BUTTS' RECORD

Year	School	Overall	Conf.	Place/Conf
08-09	Arizona	12-19	4-14	T8/Pac-10
09-10	Arizona	14-17	6-12	8/Pac-10
10-11	Arizona	21-12	10-8	T4/Pac-10
11-12	Arizona	15-17	3-15	12/Pac-12
12-13	Arizona	12-18	4-14	T10/Pac-12
13-14	Arizona	5-25	1-17	12/Pac-12
14-15	Arizona	10-20	3-15	T11/Pac-12
ARIZ Total (7 yrs)		89-128	31-95	
Career Total (7 yrs)		89-128	31-95	

2015-16 ARIZONA ROSTER

No.	Name	POS	HT	YR	Hometown/High School (Last School)
0	Breanna Workman	F	6-1	JR	Las Vegas, Nev./Centennial HS
3	Taryn Griffey	G	5-7	RS FR	Seattle, Wash./Dr. Phillips HS
10	Lauren Evans	G	5-11	RS JR	Phoenix, Ariz./Hamilton HS
11	Cherice Harris	G	5-8	SO	Rancho Cucamonga, Calif./Etiwanda HS
13	Eugenie Simonet-Keller	C	6-8	FR	La Biot, France/IMG Academy
14	Malena Washington	G	5-6	JR	Beaumont, Texas/Central HS
15	Keyahndra Cannon	G	5-9	SR	San Diego, Calif./Mission Bay HS
20	Farrin Bell	G	6-1	RS JR	Richardson, Texas/Richardson HS
21	Destiny Graham	F	6-3	FR	East Palo Alto, Calif./Eastside College Prep
23	Michal Miller	G	5-7	FR	Michigan City, Ind./Michigan City HS
24	LaBrittney Jones	F	6-1	JR	Cedar Hill, Texas/Cedar Hill HS
31	Dejza James	F	6-1	JR	Elk Grove, Calif./Pleasant Grove HS
33	JaLea Bennett	G	6-1	SO	Grand Prairie, Texas/Mansfield Timberview HS
42	A'Shanti Coleman	F	6-2	FR	San Francisco, Calif./Sacred Heart Cathedral Prep

Head Coach: Niya Butts (Tennessee, 2000), 8th year
Associate Head Coach: E.C. Hill (Northern Illinois, 1995), 6th year
Assistant Coach: Calamity McEntire (Tennessee, 2003), 5th year
Assistant Coach: Sean LeBeauf (Montevalo, Ala.), 4th year

Letterwinners R/L: 9/3
Starters returning in bold

2015-16 SCHEDULE

Day	Date	Opponent	TV	Time
Sat.	N14	at Toledo		10 a.m. MT
Wed.	N18	Howard		7 p.m. MT
Sat.	N21	at San Diego		6 p.m. PT
Mon.	N23	Kansas		11 a.m. MT
Fri.	N27	at North Texas		3 p.m. CT
Wed.	D2	New Mexico State		7 p.m. MT
Sat.	D5	Pacific		1 p.m. MT
Thu.	D10	Louisiana Tech		7 p.m. MT
Sat-Tues.	D19-21	Puerto Rico Classic, <i>San Juan, P.R.</i>		
Sat.	D19	vs. SMU		5:30 p.m. PR
Sun.	D20	vs. Florida Gulf Coast		3:30 p.m. PR
Mon.	D21	vs. Gardner-Webb		7 p.m. MT
Tue.	D29	George Mason		2 p.m. MT
Sat.	J2	Stanford*	PAC12	3 p.m. MT
Mon.	J4	California*	PAC12	8 p.m. MT
Fri.	J8	at Washington State*		7 p.m. PT
Sun.	J10	at Washington*	PAC12	2 p.m. PT
Fri.	J15	Utah*		7 p.m. MT
Sun.	J17	Colorado*	PAC12	2 p.m. MT
Fri.	J22	at Arizona State*	PAC12	7 p.m. MT
Sun.	J24	Arizona State*	PAC12	5 p.m. MT
Fri.	J29	at Oregon State*	PAC12	6 p.m. PT
Sun.	J31	at Oregon*	PAC12	12 p.m. PT
Fri.	F5	USC*	PAC12	8 p.m. MT
Sun.	F7	UCLA*		1 p.m. MT
Fri.	F12	at Stanford*	PAC12	7:30 p.m. PT
Sun.	F14	at California*	PAC12	12 p.m. PT
Fri.	F19	Washington*		7 p.m. MT
Sun.	F21	Washington State*		1 p.m. MT
Fri.	F26	at UCLA*	PAC12	8 p.m. PT
Sun.	F28	at USC*	PAC12	2 p.m. PT
Thu.-Sun.	M3-6	Pac-12 Tournament, <i>Seattle, Wash.</i>		

* Pac-12 Conference game.
P12N indicates game televised on the Pac-12 Networks.
All times Mountain Standard Time & subject to change.

SERIES

Howard	1st Mtg
Florida Gulf Coast	1st Mtg
Gardner-Webb	1st Mtg
George Mason	1st Mtg
Kansas	2-2
Louisiana Tech	1-5
New Mexico State	14-11
North Texas	3-0
Pacific	1-3
SMU	1st Mtg
Toledo	1-1
USD	9-2

Arizona State	32-57
California	29-31
Colorado	3-14
Oregon	27-31
Oregon State	31-29
Stanford	12-60
UCLA	21-52
USC	20-54
Utah	5-15
Washington	20-39
Washington State	33-25

HISTORY

All-Time Record	536-642
First Year	1972-73
Pac-12 Record	201-320
Pac-12 Tournament	11-14
NCAA Record	6-7
WNIT Record	4-2

2014-15 RESULTS

Date	Opponent	Score	Hi Pts	Hi Reb
N17	BAKERSFIELD	L, 72-76	(18)Warthen	(13)Jones
N21	at Texas Tech	L, 54-57	(14)Holloway	(10)Gloyd
N25	UC SANTA BARBARA	W, 61-34	(15)Warthen	(11)James
N28	at FIU	W, 65-58	(18)Warthen	(7)James
N30	vs Toledo	L, 54-69	(12)Washington	(9)Jones
D03	GRAMBLING	W, 65-51	(14)James	(12)Jones
D07	at Wake Forest	WOT, 72-69	(21)Warthen	(10)Warthen
D11	SOUTHERN	W, 56-45	(12)Cannon	(8)Warthen
D14	UAB	W, 49-44	(12)Warthen	(5)Jones
D20	at Stephen F Austin	L, 60-72	(16)Warthen	(9)Jones
D29	UT MARTIN	W, 61-56	(17)Warthen	(11)Warthen
J03	WASHINGTON STATE	L, 70-81	(20)Holloway	(8)Warthen
J05	WASHINGTON	L, 69-79	(18)Warthen	(10)Jones
J08	ARIZONA STATE	L, 41-88	(13)Warthen	(8)Gloyd
J10	at Arizona State	L, 54-71	(13)Warthen	(9)Gloyd
J16	at Stanford	L, 47-77	(12)Workman	(5)Gloyd
J18	at California	L, 56-68	(14)Warthen	(7)Gloyd
J23	OREGON STATE	L, 55-73	(22)Warthen	(7)Warthen
J25	OREGON	WOT, 81-78	(30)Jones	(11)Warthen
J30	at Utah	L, 48-62	(14)Cannon	(6)Cannon
F02	at Colorado	L, 69-81	(16)Washington	(8)Jones
F06	CALIFORNIA	L, 46-65	(17)Warthen	(9)Gloyd
F08	STANFORD	W, 60-57	(19)Warthen	(9)Warthen
F13	at Oregon	L, 61-75	(14)Jones	(7)Gloyd
F15	at Oregon State	L, 48-73	(10)Jones	(4)Jones
F20	at USC	L, 51-77	(14)Warthen	(4)Jones
F22	at UCLA	L, 41-75	(15)Washington	(6)Jones
F27	COLORADO	L, 51-66	(10)Workman	(7)Workman
M01	UTAH	W, 64-41	(23)Warthen	(8)Workman
M05	UCLA ^{P12}	, 62-80	(12)Warthen	(30)Gloyd

P12 indicates Pac-12 Tournament game.

2014-15 ARIZONA STATISTICS

Overall: 10-20, Pac-12: 3-15/T11th • Home: 8-7 • Away: 2-11 • Neutral: 0-2

#	PLAYER	G-GS	MIN-AVG	FG-FGA	FG%	3P-ATT	3P%	FT-FTA	FT%	OFF	DEF	TOT	AVG	PF-D	AST	TO	BLK	STL	PTS-AVG
01	Warthen, Candice	30-30	1003-33.4	138-395	.349	18-63	.286	89-109	.817	24	132	156	5.2	44-0	83	89	4	34	383-12.8
	Conference-Only	18-18	586-32.6	84-229	.367	9-27	.333	51-63	.810	10	74	84	4.7	27-0	46	53	1	17	228-12.7
24	Jones, LaBrittney	30-17	704-23.5	101-236	.428	1-4	.250	68-89	.764	66	104	170	5.7	66-0	12	39	44	13	271-9.0
	Conference-Only	18-6	436-24.2	60-156	.385	1-4	.250	51-63	.810	41	58	99	5.5	35-0	5	20	32	7	172-9.6
14	Washington, Malena	30-25	724-24.1	75-220	.341	9-45	.200	47-60	.783	17	45	62	2.1	55-1	64	82	1	16	206-6.9
	Conference-Only	18-18	452-25.1	44-138	.319	6-28	.214	25-30	.833	11	21	32	1.8	32-0	36	43	1	6	119-6.6
44	Holloway, Charise	28-5	605-21.6	61-209	.292	26-103	.252	38-54	.704	18	72	90	3.2	44-0	22	42	5	23	186-6.6
	Conference-Only	16-0	357-22.3	35-126	.278	16-56	.286	22-30	.733	10	40	50	3.1	27-0	15	24	3	12	108-6.8
15	Cannon, Keyahndra	30-16	718-23.9	67-196	.342	10-43	.233	21-34	.618	20	48	68	2.3	46-0	44	49	3	21	165-5.5
	Conference-Only	18-5	426-23.7	34-99	.343	4-20	.200	11-20	.550	14	26	40	2.2	21-0	21	25	1	9	83-4.6
30	Gloyd, Alli	30-30	767-25.6	62-146	.425	0-0	.000	29-49	.592	54	106	160	5.3	37-0	12	36	17	18	153-5.1
	Conference-Only	18-18	432-24.0	38-89	.427	0-0	.000	15-24	.625	28	57	85	4.7	18-0	5	22	9	10	91-5.1
33	Bennett, Jalea	30-14	524-17.5	48-125	.384	2-15	.133	37-55	.673	37	33	70	2.3	62-1	36	43	7	15	135-4.5
	Conference-Only	18-13	342-19.0	29-78	.372	0-7	.000	16-30	.533	20	23	43	2.4	31-0	24	16	6	11	74-4.1
00	Workman, Breanna	28-13	534-19.1	44-103	.427	0-0	.000	35-51	.686	35	68	103	3.7	64-0	12	35	4	15	123-4.4
	Conference-Only	17-12	358-21.1	35-75	.467	0-0	.000	20-26	.769	18	48	66	3.9	42-0	8	18	3	10	90-5.3
31	James, Dejza	30-0	395-13.2	48-124	.387	0-0	.000	13-27	.481	37	51	88	2.9	40-0	6	13	4	8	109-3.6
	Conference-Only	18-0	212-11.8	21-67	.313	0-0	.000	2-5	.400	17	18	35	1.9	23-0	3	9	1	3	44-2.4
11	Harris, Cherice	6-0	34-5.7	2-13	.154	1-4	.250	2-2	1.000	3	2	5	0.8	3-0	3	4	1	2	7-1.2
	Conference-Only	2-0	18-9.0	1-8	.125	0-1	.000	0-0	.000	3	2	5	2.5	0-0	1	0	0	2	2-1.0
20	Bell, Farrin	2-0	26-13.0	1-6	.167	0-1	.000	0-0	.000	0	0	0	0.0	3-0	2	1	0	1	2-1.0
	Conference-Only	0-0	0-0.0	0-0	.000	0-0	.000	0-0	.000	0	0	0	0.0	0-0	0	0	0	0	0-0.0
04	Cunningham, Chy	6-0	16-2.7	0-2	.000	0-0	.000	3-6	.500	0	2	2	0.3	4-0	2	8	0	0	3-0.5
	Conference-Only	2-0	6-3.0	0-1	.000	0-0	.000	1-2	.500	0	0	0	0.0	2-0	1	4	0	0	1-0.5
	Team									73	76	149	5.0	0					9
	Conference-Only									44	39	83	4.6	0					6
Total		30	6050	647-1775	.365	67-278	.241	382-536	.713	384	739	1123	37.4	468-2	298	450	90	166	1743-58.1
	Conference-Only	18	3625	381-1066	.357	36-143	.252	214-293	.730	216	406	622	34.6	258-0	165	240	57	87	1012-56.2
Opponents		30	6050	754-1773	.425	156-514	.304	334-478	.699	356	821	1177	39.2	511-0	431	433	133	226	1998-66.6
	Conference-Only	18	3625	496-1087	.456	112-322	.348	183-259	.707	224	515	739	41.1	287-4	299	238	95	112	1287-71.5

QUICK FACTS

Location Tempe, Ariz.
 Founded 1885
 Enrollment 76,771
 Colors Maroon & Gold
 Home Court Wells Fargo Arena (10,734)
 Press Row Phone (480) 965-7274
 President Dr. Michael Crow
 Faculty Representative Dr. Jeffery Wilson
 Athletics Director Ray Anderson
 Associate AD/SWA Deana Garner-Smith
 Head Coach Charli Turner Thorne
 Sports Information Dir. Mark Brand
 Assoc. Dir./WBB SID Steve Rodriguez
 Office/Fax (480) 965-9780/965-5408
 Cell (480) 254-2489
 Email steve.rodriguez@asu.edu
 Website www.thesundevils.com

YEAR-BY-YEAR RECORD

(since 1981-82)

Year	Conf.	Place	Overall	Postseason
81-82	8-4	3	25-7	NCAA S16
82-83	9-5	3	23-7	NCAA S16
83-84	6-8	5	17-11	
84-85	3-11	6	11-16	
85-86	4-4	2	15-10	
86-87	4-14	T8	10-17	
87-88	5-13	T8	11-17	
88-89	3-15	10	9-19	
89-90	5-13	T8	13-15	
90-91	5-13	9	14-14	
91-92	11-7	5	20-9	NCAA 1st
92-93	10-8	T4	17-10	
93-94	2-16	T9	4-22	
94-95	2-16	10	8-19	
95-96	4-14	9	8-19	
96-97	3-15	9	9-19	
97-98	6-12	T7	10-17	
98-99	6-12	T6	12-15	
99-00	7-11	7	14-15	WNIT 1st
00-01	12-6	T1	20-11	NCAA 1st
01-02	12-6	T2	25-9	NCAA 2nd
02-03	7-11	8	16-14	WNIT 2nd
03-04	11-7	T3	17-12	WNIT 1st
04-05	12-6	T2	24-10	NCAA S16
05-06	14-4	2	25-7	NCAA 2nd
06-07	16-2	2	31-5	NCAA E8
07-08	14-4	3	22-11	NCAA 2nd
08-09	15-3	T2	26-9	NCAA E8
09-10	9-9	5	18-14	WNIT 2nd
10-11	11-7	3	20-11	NCAA 1st
11-12	10-8	4	20-12	WNIT 1st
12-13	5-13	9	13-18	
13-14	11-7	4	23-10	NCAA 2nd
14-15	15-3	2	29-6	NCAA S16

WCAA member from 1979-1985

Pac-West Conference member in 1985-1986


Pac-12 Conference member since 1986



DAVIS



TURNER THORNE



BRUNNER

TEAM OUTLOOK

- After finishing ninth in the Pac-12 in 2012-13, the Sun Devils have bounced back to make back-to-back NCAA Tournament appearances, including advancing to the Sweet Sixteen last year. Arizona State finished in a tie for second, just one game out of first place, and was just one victory shy of 30 wins, which would have been only the second 30-win season in the program's history.
- ASU will challenge for the Pac-12 crown again, returning four starters from last year's team, including red-shirt senior **Katie Hempen**, last year's leading scorer, and senior **Elisha Davis** the team's point guard who averaged 4.51 assists per game which ranked third in the Pac-12.
- The Sun Devils will also continue to rely on their defense, which wreaked havoc on opponents last year, limiting them to just 55.9 points per game, the best in the Conference and 21st in the country. ASU also managed to neutralize deep threats, leading the league in 3-point percentage defense (.254).
- As is typical of **Charli Turner Thorne** teams, ASU had balanced scoring last year with three players averaging double digits, while two more contributed over 7.0 points per game. Junior **Sophie Brunner** contributed 11.9 points per game and was the team's leading rebounder at 7.6 rebounds per game.
- Brunner and Hempen also had an opportunity to take their games internationally over the summer. Brunner (Pan American Games silver medal) and Hempen (World University Games gold medal) both earned medals while competing for USA Basketball. Also earning a medal was junior post **Quinn Dornstauder** (Canada), who brought back a silver medal from the World University Games playing for Canada. That experience will be valuable for ASU.



CHARLI TURNER THORNE

Head Coach • 19th Year at Arizona State

Alma Mater: Stanford, 1988

354-213 (.624) at Arizona State • Overall: 394-253 (.609, 21 Years)

The winningest coach in Sun Devil history and just six wins away from career No. 400 ... Ranks second overall in wins among all-time Pac-12 coaches with 354 wins ... One of just three coaches in Pac-12 history to have led their teams to five or more consecutive 20-win seasons ... Guided ASU to the postseason 14 of the last 15 years, including 10 NCAA Tournament appearances, advancing to the NCAA Elite Eight twice during that stretch ... Led the USA to a gold medal at the 2009 World University Games.

TURNER THORNE'S RECORD

Year	School	Overall	Conf.	Place/Conf
93-94	N. Arizona	12-15	6-8	4/Big Sky
94-95	N. Arizona	14-12	6-8	5/Big Sky
95-96	N. Arizona	14-13	6-8	4/Big Sky
96-97	Arizona State	9-19	3-15	9/Pac-10
97-98	Arizona State	10-17	6-12	T7/Pac-10
98-99	Arizona State	12-15	6-12	T6/Pac-10
99-00	Arizona State	14-15	7-11	7/Pac-10
00-01	Arizona State	20-11	12-6	T1/Pac-10
01-02	Arizona State	25-9	12-6	T2/Pac-10
02-03	Arizona State	16-14	7-11	8/Pac-10
03-04	Arizona State	17-12	11-7	T3/Pac-10
04-05	Arizona State	24-10	12-6	T2/Pac-10
05-06	Arizona State	25-7	14-4	2/Pac-10
06-07	Arizona State	31-5	16-2	2/Pac-10
07-08	Arizona State	22-11	14-4	3/Pac-10
08-09	Arizona State	26-9	15-3	T2/Pac-10
09-10	Arizona State	18-14	9-9	5/Pac-10
10-11	Arizona State	20-11	11-7	3/Pac-10
12-13	Arizona State	13-18	5-13	9/Pac-12
13-14	Arizona State	23-10	11-7	4/Pac-12
14-15	Arizona State	29-6	15-3	2/Pac-12

ASU Total (18 yrs) 354-213 186-138

Career Total (21 yrs) 394-253 204-162

2015-16 ARIZONA STATE ROSTER

No.	Name	POS	HT	YR	Hometown/High School (Last School)
0	Katie Hempen	G	5-9	RS SR	Highland, Ill./Highland HS
1	Arnecia Hawkins	G	5-10	SR	Mesa, Ariz./Mountain View HS
3	Sabrina Haines	G	5-10	FR	Phoenix, Ariz./Desert Vista HS
5	Tia Kanoa	G	5-8	SO	Honolulu, Hawaii/Kamehameha HS
11	Peace Amukamara	G	5-7	SR	Goodyear, Ariz./Millennium (Mesa CC)
15	Qiana Levy	G	5-6	JR	Sacramento, Calif./Monterey Trail HS
21	Sophie Brunner	F	6-1	JR	Freeport, Ill./Aquino HS
22	Quinn Dornstauder	C	6-4	JR	Regina, Saskatchewan, Canada/LeBoldus HS
23	Elisha Davis	G	5-3	SR	Oakland, Calif./Berkeley HS
24	Kelsey Moos	F	6-1	JR	Edwall, Wash./Reardan HS
33	Charnea Johnson-Chapman	C	6-3	FR	Moreno Valley, Calif./Canyon Springs HS
42	Kianna Ibis	F	6-1	FR	Omaha, Neb./Benson HS
43	Eliza Normen	G	6-1	RS SR	Louisville, Colo./Monarch HS
50	Armani Hawkins	G	5-10	FR	Mesa, Ariz./Mountain View HS

Head Coach: Charli Turner Thorne (Stanford, 1988), 19th year

Associate Head Coach: Amanda Levens (Arizona State, 2002), 4th year

Associate Head Coach: Meg Sanders (CS Fullerton, 1985), 13th year

Assistant Coach: Jackie Moore (Armstrong State, 1991), 4th year

Letterwinners R/L: 9/3

Starters returning in bold

2015-16 SCHEDULE

Day	Date	Opponent	TV	Time
Sun	N15	Kentucky		4:30 p.m. CT
Sat	N21	at SMU		TBA
Fri-Sun	N27-29	Rainbow Wahine Showdown, Honolulu, Hawaii		
Fri	N27	vs. South Carolina		2:30 p.m. HT
Sat	N28	at Hawaii		4 p.m. HT
Sun	N29	vs. CSU Bakersfield		2:30 p.m. HT
Sat-Sun	D5-6	ASU Classic, Tempe, Ariz.		
Sat	D5	Virginia Commonwealth		2 p.m. MT
Sun	D6	Columbia/Toledo		2:30 p.m. MT
Sat	D12	at Syracuse		2 p.m. ET
Mon	D14	at Hartford		7 p.m. ET
Sat	D19	Marquette		3 p.m. MT
Mon	D21	Florida State		3 p.m. MT
Mon	D28	CSUN		TBA
Sat	J2	California*	PAC12	7 p.m. MT
Mon	J4	Stanford*	PAC12	6 p.m. MT
Fri	J8	at Washington*	PAC12	7 p.m. PT
Sun	J10	at Washington State*	PAC12	12 p.m. PT
Fri	J15	Colorado*		11 a.m. MT
Sun	J17	Utah*	PAC12	12 p.m. MT
Fri	J22	Arizona*	PAC12	7 p.m. MT
Sun	J24	at Arizona*	PAC12	5 p.m. MT
Fri	J29	at Oregon*	PAC12	8 p.m. PT
Mon	F1	at Oregon State*	ESPN2	8 p.m. PT
Fri	F5	UCLA*	PAC12	6 p.m. PT
Sun	F7	USC*	PAC12	1 p.m. PT
Fri	F12	at California*		7 p.m. PT
Sun	F14	at Stanford*	PAC12	6 p.m. PT
Fri	F19	Washington State*	PAC12	6 p.m. MT
Sun	F21	Washington*	PAC12	12 p.m. MT
Fri	F26	at USC*	PAC12	6 p.m. PT
Sun	F28	at UCLA*	PAC12	11 a.m. PT
Thu.-Sun.	M3-6	Pac-12 Tournament, Seattle, Wash.		

* Pac-12 Conference game.
P12N indicates game televised on the Pac-12 Networks.
All times local to site & subject to change.

SERIES

CSU Bakersfield	1-0
CSUN	2-0
Columbia	1st Mtg
Florida State	2-2
Hartford	1st Mtg
Hawaii	4-0
Kentucky	1st Mtg
South Carolina	1-1
SMU	1-1
Syracuse	2-0
Toledo	1-0
Va. Commonwealth	1st Mtg
Arizona	53-27
California	30-34
Colorado	4-9
Oregon	31-29
Oregon State	31-21
Stanford	10-55
UCLA	26-49
USC	20-33
Utah	5-9
Washington	29-29
Washington State	38-18

HISTORY

All-Time Record	624-455
First Year	1975-76
Pac-12 Record	247-275
Pac-12 Tourney	12-13
NCAA Record	16-13
WNIT Record	4-6

2014-15 RESULTS

Date	Opponent	Score	Hi Pts	Hi Reb
N14	MIDDLE TENNESSEE	W, 81-67	(20)Brunner	(12)Brunner
N19	BAKERSFIELD	W, 83-54	(22)Brunner	(7)two tied
N25	at Miami	W, 65-61	(17)Hempen	(6)Brunner
N28	vs Villanova	W, 51-46	(12)Amukumara,Pr	(9)Brunner
N29	vs Green Bay	L, 57-63	(15)Moos	(11)Brunner
N30	vs Vanderbilt	W, 72-67	(21)Amukumara,Pr	(7)Normen
D06	SMU	W, 77-42	(15)Hempen	(8)Amukumara,Pe
D13	UC DAVIS	W, 72-51	(12)Brunner	(9)Normen
D16	at Illinois State	W, 89-44	(19)Dornstauder	(7)two tied
D20	LEHIGH	W, 81-61	(15)Hempen	(7)two tied
D21	NORTHWESTERN	W, 88-75	(24)Brunner	(13)Brunner
D28	YALE	W, 69-51	(15)Amukumara,Pr	(11)Dornstauder
J03	WASHINGTON	W, 62-48	(14)Amukumara,Pr	(7)two tied
J05	WASHINGTON STATE	W, 78-64	(21)Hempen	(7)Moos/Brunner
J08	at Arizona	W, 88-41	(16)Amukumara,Pr	(7)Brunner
J10	ARIZONA	W, 71-54	(26)Brunner	(9)Brunner
J16	at California	W, 67-52	(20)Amukumara,Pr	(9)Moos
J19	at Stanford	W, 60-57	(17)Amukumara,Pr	(8)two tied
J23	OREGON	W, 70-58	(11)Hempen	(8)Brunner/Moos
J25	OREGON STATE	L, 57-68	(22)Hempen	(6)two tied
J30	at Colorado	W, 68-60	(15)Brunner	(10)Brunner
F01	at Utah	W, 58-48	(11)Amukumara,Pr	(4)Brunner
F06	STANFORD	W, 53-52	(22)Dornstauder	(10)Brunner
F08	CALIFORNIA	L, 49-50	(10)Davis	(9)Brunner
F13	at Oregon State	L, 64-70	(24)Brunner	(6)Brunner
F15	at Oregon	W, 72-52	(16)Amukumara,Pr	(10)Brunner
F20	at UCLA	W, 68-56	(19)Hempen	(10)Brunner
F22	at USC	WOT2, 76-73	(20)Amukumara,Pr	(8)Dornstauder
F27	UTAH	W, 46-42	(10)Brunner	(8)Brunner
M01	COLORADO	W, 59-46	(15)Hempen	(7)Brunner
M06	Washington State ^{P12}	W, 67-48	(14)Brunner	(7)Moos
M07	Stanford ^{P12}	L, 59-56	(14)Brunner	(10)Brunner
M21	Ohio ^{NCAA}	W, 74-55	(23)Hempen	(6)Brunner
M23	UALR ^{NCAA}	W, 57-54	(17)Brunner	(11)Brunner
M27	Florida State ^{NCAA}	L, 66-65	(22)Hempen	(8)Brunner

P12 indicates Pac-12 Tournament game.; NCAA indicates NCAA Tournament game

2014-15 ARIZONA STATE STATISTICS

Overall: 29-6, Pac-12: 15-3/T2nd • Home: 16-2 • Away: 10-1 • Neutral: 3-3

#	PLAYER	G-GS	MIN-AVG	FG-FGA	FG%	3P-ATT	3P%	FT-FTA	FT%	OFF	DEF	TOT	AVG	PF-D	AST	TO	BLK	STL	PTS-AVG
00	Hempen, Katie	35-35	989-28.3	130-331	.393	76-200	.380	84-108	.778	12	83	95	2.7	67-3	85	57	1	29	420-12.0
	Conference-Only	18-18	542-30.1	70-183	.383	42-105	.400	39-53	.736	7	40	47	2.6	27-1	49	30	0	14	221-12.3
21	Brunner, Sophie	35-35	936-26.7	164-302	.543	0-3	.000	87-119	.731	107	159	266	7.6	89-2	41	72	11	63	415-11.9
	Conference-Only	18-18	490-27.2	77-143	.538	0-1	.000	41-55	.745	56	79	135	7.5	41-1	21	37	5	43	195-10.8
10	Amukumara, Promise	35-35	1059-30.3	154-326	.472	12-38	.316	63-84	.750	62	64	126	3.6	82-1	69	54	3	64	383-10.9
	Conference-Only	18-18	583-32.4	83-179	.464	7-23	.304	18-28	.643	32	39	71	3.9	40-0	36	27	2	29	191-10.6
23	Davis, Elisha	35-35	1008-28.8	88-242	.364	38-104	.365	48-60	.800	13	63	76	2.2	45-0	158	102	3	37	262-7.5
	Conference-Only	18-18	527-29.3	46-131	.351	18-49	.367	24-29	.828	7	35	42	2.3	24-0	78	53	1	19	134-7.4
22	Dornstauder, Quinn	35-5	594-17.0	96-211	.455	0-0	.000	61-94	.649	63	110	173	4.9	41-1	12	45	33	21	253-7.2
	Conference-Only	18-5	348-19.3	46-114	.404	0-0	.000	35-55	.636	30	61	91	5.1	18-0	6	21	16	19	127-7.1
24	Moos, Kelsey	31-30	694-22.4	81-153	.529	12-30	.400	38-57	.667	79	89	168	5.4	66-2	22	35	3	25	212-6.8
	Conference-Only	14-13	314-22.4	35-72	.486	8-21	.381	13-20	.650	36	42	78	5.6	31-1	6	14	0	14	91-6.5
01	Hawkins, Arnecia	35-0	478-13.7	54-126	.429	17-41	.415	15-20	.750	11	33	44	1.3	39-0	18	30	2	18	140-4.0
	Conference-Only	18-0	224-12.4	25-60	.417	8-20	.400	8-10	.800	6	16	22	1.2	20-0	6	14	1	10	66-3.7
11	Amukumara, Peace	35-0	576-16.5	38-126	.302	9-33	.273	33-54	.611	16	51	67	1.9	35-0	73	44	2	22	118-3.4
	Conference-Only	18-0	287-15.9	24-69	.348	5-19	.263	13-26	.500	6	25	31	1.7	17-0	34	16	0	9	66-3.7
43	Normen, Eliza	35-0	499-14.3	39-104	.375	0-4	.000	36-50	.720	26	72	98	2.8	35-1	33	36	15	6	114-3.3
	Conference-Only	18-0	239-13.3	17-48	.354	0-1	.000	15-22	.682	12	29	41	2.3	14-0	14	13	6	2	49-2.7
34	Edwards, Ayanna	23-0	142-6.2	18-33	.545	0-0	.000	1-7	.143	9	14	23	1.0	25-0	0	11	6	0	37-1.6
	Conference-Only	12-0	80-6.7	9-17	.529	0-0	.000	0-3	.000	7	6	13	1.1	14-0	0	7	2	0	18-1.5
05	Kanoa, Tia	2-0	17-8.5	0-3	.000	0-0	.000	2-2	1.000	0	3	3	1.5	0-0	1	1	0	1	2-1.0
	Conference-Only	0-0	0-0.0	0-0	.000	0-0	.000	0-0	.000	0	0	0	0.0	0-0	0	0	0	0	0-0.0
20	Purkovic, Isidora	13-0	34-2.6	4-7	.571	3-5	.600	1-2	.500	1	3	4	0.3	3-0	1	1	1	0	12-0.9
	Conference-Only	5-0	13-2.6	3-4	.750	2-3	.667	0-0	.000	0	0	0	0.0	0-0	0	0	0	0	8-1.6
02	Iademarco, Nicole	8-0	27-3.4	1-8	.125	0-5	.000	0-0	.000	0	2	2	0.3	4-0	3	1	0	1	2-0.3
	Conference-Only	2-0	3-1.5	0-2	.000	0-2	.000	0-0	.000	0	0	0	0.0	0-0	0	0	0	0	0-0.0
TM	Team									60	65	125	3.6			13			
	Conference-Only									29	35	64	3.6			10			
	Total	35	7053	867-1972	.440	167-463	.361	469-657	.714	459	811	1270	36.3	532-10	516	502	80	287	2370-67.7
	Conference-Only	18	3650	435-1022	.426	90-244	.369	206-301	.684	228	407	635	35.3	247-3	250	242	33	159	1166-64.8
	Opponents	35	7051	764-1828	.418	99-389	.254	328-474	.692	338	758	1096	31.3	619-0	328	593	136	237	1955-55.9
	Conference-Only	18	3650	390-924	.422	55-206	.267	156-216	.722	162	415	577	32.1	282-3	173	309	77	109	991-55.1

QUICK FACTS

Location Berkeley, Calif.
Founded 1868
Enrollment 36,204
Colors Blue & Gold
Home Court Haas Pavilion (11,877)
Press Row Phone (510) 642-3098
Chancellor Nicholas B. Dirks
Faculty Rep Bob Jacobsen
Director of Athletics Michael Williams
Assoc. AD/SWA Jenny Simon-O'Neil
Head Coach Lindsay Gottlieb
Sports Information Dir. Herb Benenson
Asst. Dir./WBB SID Mara Rudolph
Office/Fax (510) 642-5363/643-7778
Cell (510)-316-7401
Email marar@berkeley.edu
Website www.calbears.com

YEAR-BY-YEAR RECORD


(since 1981-82)

Year	Conf.	Place	Overall	Postseason
81-82	10-2	1	23-10	
82-83	12-2	2	17-10	
83-84	12-2	4	24-8	WNIT 3rd
84-85	7-5	5	15-12	
85-86	7-5	4	16-12	
86-87	10-8	5	21-10	WNIT Final
87-88	6-12	6	15-15	
88-89	8-10	4	13-15	
89-90	9-9	T4	17-12	NCAA 1st
90-91	7-11	7	14-14	
91-92	12-6	T3	20-9	NCAA 1st
92-93	10-8	T4	19-10	NCAA 2nd
93-94	2-16	T9	8-20	
94-95	5-13	T8	10-17	
95-96	3-15	10	7-20	
96-97	2-16	10	6-21	
97-98	2-16	T9	6-22	
98-99	6-12	T6	12-15	
99-00	6-12	8	11-17	
00-01	8-10	T6	12-16	
01-02	2-16	9	7-21	
02-03	5-13	9	10-19	
03-04	4-14	9	12-17	
04-05	4-14	8	11-18	
05-06	10-8	6	18-12	NCAA 1st
06-07	12-6	3	23-9	NCAA 1st
07-08	15-3	2	27-7	NCAA 2nd
08-09	15-3	T2	27-7	NCAA S16
09-10	11-7	4	24-13	WNIT Champion
10-11	7-11	6	18-16	WNIT 2nd
11-12	13-5	2	25-10	NCAA 2nd
12-13	17-1	T1	32-4	NCAA FF
13-14	13-5	T2	22-10	NCAA 2nd
14-15	13-5	T3	24-10	NCAA 2nd

NorCal Conference member from 1977-1985
Pac-12 Conference member since 1986



COWLING



GOTTLIEB



GREEN

TEAM OUTLOOK

- Entering her fifth season at Cal, head coach **Lindsay Gottlieb** will face a squad that does not have Reshanda Gray and Brittany Boyd, two program-players that led the Golden Bears to their first-ever Pac-12 regular-season crown and first-ever NCAA Women's Final Four appearance.
- The Bears have a talented roster, though are short on depth and experience with no seniors and eight upperclassmen on the 10-player roster. Cal will lean on sophomore forward **Mikayla Cowling**, junior forward **Courtney Range** and sophomore guard **Gabby Green**. Cowling and Green were starters.
- California will need to replace nearly 60 percent of the team's offense, as well as the top-two leading rebounders and assist leaders.
- While there are many unknowns going into the season, the Golden Bears bring a lot of potential and a sense of excitement in Berkeley.
- Cal also welcomes an incoming class of five newcomers, including forward **Kristine Anigwe** who won gold medals with the U.S. in the World University Games and was named a McDonald's All-American.
- Gottlieb will have to bring along the five freshman, considering the strong non-conference slate waiting for them. If Cal is to be successful this season, the young squad will have to learn the ropes quickly if it is to be successful and make a fifth-straight NCAA Tournament appearance.



LINDSAY GOTTLIEB

Head Coach • 5th Year at California

Alma Mater: Brown, 1999

103-34 (.752) at California • Overall: 159-73 (.685, 7 Years)

The ninth head coach in program history, Gottlieb enters her fifth season in Berkeley ... The Bears have won at least 22 games and earned NCAA Tournament berths each year ... Led Cal to tie for its first-ever Pac-12 regular-season title and first-ever NCAA Final Four appearance in 2013 ... First Cal coach to win a NCAA Tournament game in their first season at the helm ... Prior to arriving at Cal, spent three seasons at UC Santa Barbara, leading the Gauchos to two postseason berths and a pair of Big West Conference titles ... Named Big West Coach of the Year in 2009.

GOTTLIEB'S RECORD

Year	School	Overall	Conf.	Place/Conf
08-09	UCSB	22-10	15-1	1/Big West
09-10	UCSB	15-17	9-7	5/Big West
10-11	UCSB	19-12	12-4	1/Big West
11-12	California	25-10	13-5	2/Pac-12
12-13	California	32-4	17-1	T1/Pac-12
13-14	California	22-10	13-5	T2/Pac-12
14-15	California	24-10	13-5	T3/Pac-12
CAL Total (4 yrs)		103-34	56-16	
Career Total (7 yrs)		159-73	92-28	

2015-16 CALIFORNIA ROSTER

No.	Name	POS	HT	YR	Hometown/High School (Last School)
1	Asha Thomas	G	5-4	FR	Oakland, Calif./Bishop O'Dowd HS
2	Breanna Cavanaugh	G	5-8	FR	Hackettstown, N.J./Blair Academy HS
3	Mikayla Cowling	F	6-2	SO	Benicia, Calif./Saint Mary's College HS
5	Chen Yue	C	6-7	FR	Beijing, China/Tsinghua University
12	Penina Davidson	F	6-3	SO	Auckland, New Zealand/Rangitoto College
20	MaAne Mosley	G	5-11	FR	Oakland, Calif./Saint Mary's College HS
24	Courtney Range	F	6-3	JR	Manteca, Calif./Manteca HS
31	Kristine Anigwe	F	6-4	FR	Phoenix, Ariz./Desert Vista HS
33	Gabby Green	G	6-2	SO	Oakland, Calif./Saint Mary's College HS
44	KC Waters	F	6-2	JR	San Ramon, Calif./Bishop O'Dowd HS

Head Coach: Lindsay Gottlieb (Brown, 1999), 5th year
Associate Head Coach: Charmin Smith (Stanford, 1997), 9th year
Assistant Coach: Kai Felton (Randolph-Macon, 2000), 5th year
Assistant Coach: Jeff Cammon (Alcorn State, 2003), 2nd year

Letterwinners R/L: 5/3
Starters returning in bold

2015-16 SCHEDULE

Day	Date	Opponent	TV	Time
Fri	N13	at Austin Peay		7 p.m. CT
Sun	N15	at Louisville		2 p.m. ET
Fri	N20	UC Riverside		11:30 a.m. PT
Fri	N22	Cal Poly		2 p.m. PT
Fri-Sat	N27-28	South Point Shootout, Las Vegas, Nev.		
Fri	N27	vs. Texas A&M		12 p.m. PT
Sat	N28	vs. Liberty		2:15 p.m. PT
Sat-Sun	D5-6	Cal Classic, Berkeley, Calif.		
Sat	D5	Saint Mary's (Calif.)		4 p.m. PT
Sun	D6	Sacramento State/Villanova		1/4 p.m. PT
Sat	D12	Nebraska	PAC12	5 p.m. PT
Mon	D21	UCLA	PAC12	6 p.m. PT
Wed	D30	CSUN		7 p.m. PT
Sat	J2	at Arizona State*	PAC12	7 p.m. MT
Mon	J4	at Arizona*	PAC12	8 p.m. MT
Fri	J8	Colorado*	PAC12	7 p.m. PT
Sun	J10	Utah*		2 p.m. PT
Fri	J15	at Oregon State*	PAC12	8 p.m. PT
Sun	J17	at Oregon*		2 p.m. PT
Fri	J22	at UCLA*	PAC12	6 p.m. PT
Sun	J24	at USC*	PAC12	2 p.m. PT
Fri	J29	Washington State*	PAC12	6 p.m. PT
Sun	J31	Washington*	PAC12	2 p.m. PT
Tue	F2	at Stanford*	PAC12	7 p.m. PT
Fri	F5	Stanford*	PAC12	7 p.m. PT
Fri	F12	Arizona State*		7 p.m. PT
Sun	F14	Arizona*	PAC12	12 p.m. PT
Fri	F19	at Utah*	PAC12	6 p.m. MT
Sun	F21	at Colorado*	PAC12	12 p.m. MT
Fri	F26	Oregon*		7 p.m. PT
Sun	F28	Oregon State*	PAC12	11 a.m. PT
Thu.-Sun.	M3-6	Pac-12 Tournament, Seattle, Wash.		

* Pac-12 Conference game.

P12N indicates game televised on the Pac-12 Networks.

ESPN2/ESPNU indicates national broadcast on ESPN Networks.

All times local to site & subject to change.

SERIES

Austin Peay	1st Mtg
Cal Poly	5-0
Cal State Northridge	4-2
Liberty	1st Mtg
Louisville	0-2
Nebraska	1st Mtg
Sacramento St	3-4
Saint Mary's	17-5
Texas A&M	1-2
UCLA	21-47
UC Riverside	4-1
Villanova	0-1

Arizona	31-29
Arizona State	35-31
Colorado	8-5
Oregon	31-36
Oregon State	38-29
Stanford	23-61
UCLA	21-47
USC	28-38
Utah	11-4
Washington	21-44
Washington State	42-21

HISTORY

All-Time Record	668-546
First Year	1973-74
Pac-12 Record	237-285
Pac-12 Tourney	15-14
NCAA Record	11-11
WNIT Record	12-8

2014-15 RESULTS

Date	Opponent	Score	Hi Pts	Hi Reb
N16	at Pacific	W, 84-64	(27)Range	(11)Range
N18	NEVADA	W, 76-54	(17)Gray	(9)Range
N21	at Hawaii	W, 79-72	(18)Cowling	(9)Cowling/Range
N23	vs Missouri	W, 82-70	(28)Gray	(8)Range
N28	SAN JOSE STATE	W, 110-87	(23)Gray	(13)Boyd
N29	CREIGHTON	W, 94-69	(21)Gray	(8)Gray
D03	SACRAMENTO STATE	W, 107-94	(37)Gray	(19)Boyd
D07	at Kansas	L, 39-62	(12)Boyd	(5)Range
D13	at Long Beach State	LOT, 56-58	(21)Boyd	(15)Boyd
D21	LOUISVILLE	L, 57-70	(17)Gray	(10)Gray
D29	OLD DOMINION	W, 79-59	(20)Gray	(8)Green
J03	UTAH	W, 67-49	(17)Jefflo	(10)Boyd
J05	COLORADO	W, 75-59	(19)Boyd	(14)Boyd
J09	at Washington State	W, 70-62	(24)Gray	(16)Gray
J11	at Washington	L, 77-79	(20)Cowling	(14)Gray
J16	ARIZONA STATE	L, 52-67	(17)Gray	(5)Cowling/Green
J18	ARIZONA	W, 68-56	(28)Gray	(10)Gray
J23	at USC	W, 67-53	(15)Gray	(9)Gray
J25	at UCLA	W, 72-57	(24)Boyd	(9)Cowling
J31	WASHINGTON	W, 82-58	(27)Gray	(14)Gray
F02	WASHINGTON STATE	W, 57-54	(15)Cowling	(9)Boyd
F06	at Arizona	W, 65-46	(18)Green	(7)Range
F08	at Arizona State	W, 50-49	(16)Cowling	(7)Green
F12	UCLA	W, 70-64	(24)Gray	(7)Cowling
F15	USC	L, 54-65	(32)Gray	(7)Green/Jefflo
F18	STANFORD	L, 47-59	(14)Jefflo	(10)Gray
F22	at Stanford	W, 63-53	(17)Gray	(9)Gray
F26	at Oregon	W, 74-59	(17)Boyd	(13)Boyd
F28	at Oregon State	L, 55-73	(20)Gray	(6)Green
M06	Washington P12	W, 69-53	(20)Boyd	(15)Boyd
M07	Colorado P12	W, 68-55	(17)Gray	(10)Gray/Boyd
M08	Stanford P12	L, 60-61	(17)Range	(9)Range
M20	Wichita State NCAA	W, 78-66	(22)Gray	(9)Gray
M22	Texas NCAA	L, 70-73	(22)Jefflo	(9)Boyd

P12 indicates Pac-12 Tournament game.; NCAA indicates NCAA Tournament game

2014-15 CALIFORNIA STATISTICS

Overall: 24-10, Pac-12: 13-5/T3rd • Home: 12-5 • Away: 9-4 • Neutral: 3-1

#	PLAYER	G-GS	MIN-AVG	FG-FGA	FG%	3P-ATT	3P%	FT-FTA	FT%	OFF	DEF	TOT	AVG	PF-D	AST	TO	BLK	STL	PTS-AVG
21	Gray, Reshanda	34-33	921-27.1	212-373	.568	1-2	.500	165-240	.688	101	141	242	7.1	113-5	16	70	33	22	590-17.4
	Conference-Only	18-18	510-28.3	109-208	.524	0-1	.000	97-141	.688	59	89	148	8.2	58-3	10	40	17	10	315-17.5
15	Boyd, Brittany	33-32	1130-34.2	156-380	.411	24-70	.343	106-169	.627	54	200	254	7.7	102-2	226	138	4	97	442-13.4
	Conference-Only	17-17	589-34.6	79-190	.416	14-39	.359	44-72	.611	25	105	130	7.6	55-0	101	68	2	45	216-12.7
10	Jefflo, Mercedes	34-33	1119-32.9	130-340	.382	44-136	.324	37-62	.597	32	71	103	3.0	84-0	88	82	11	50	341-10.0
	Conference-Only	18-18	634-35.2	70-170	.412	18-63	.286	24-38	.632	19	36	55	3.1	42-0	44	37	8	25	182-10.1
03	Cowling, Mikayla	33-25	1020-30.9	138-280	.493	23-68	.338	30-43	.698	38	126	164	5.0	62-0	63	69	16	32	329-10.0
	Conference-Only	18-18	581-32.3	72-146	.493	9-35	.257	10-14	.714	21	68	89	4.9	30-0	40	39	10	19	163-9.1
24	Range, Courtney	27-9	654-24.2	96-217	.442	23-63	.365	20-43	.465	49	97	146	5.4	45-3	31	36	18	15	235-8.7
	Conference-Only	14-1	284-20.3	28-83	.337	7-26	.269	5-14	.357	15	38	53	3.8	21-1	15	12	8	7	68-4.9
33	Green, Gabby	34-33	1129-33.2	87-258	.337	37-126	.294	18-31	.581	37	157	194	5.7	58-0	110	80	21	48	229-6.7
	Conference-Only	18-18	603-33.5	44-134	.328	21-71	.296	12-21	.571	21	67	88	4.9	22-0	54	39	9	28	121-6.7
12	Davidson, Penina	34-0	400-11.8	46-101	.455	10-25	.400	9-18	.500	21	26	47	1.4	23-0	11	28	6	9	111-3.3
	Conference-Only	18-0	233-12.9	30-54	.556	6-11	.545	7-14	.500	11	15	26	1.4	13-0	3	16	5	4	73-4.1
23	Shine, Brittany	23-0	176-7.7	17-49	.347	3-25	.120	3-6	.500	3	8	11	0.5	13-0	7	6	2	3	40-1.7
	Conference-Only	12-0	36-3.0	2-16	.125	0-10	.000	0-2	.000	0	1	1	0.1	2-0	1	1	0	0	4-0.3
40	Hartman, Justine	2-0	217-9.0	18-41	.439	0-1	.000	4-6	.667	11	22	33	1.4	29-0	8	12	13	2	40-1.7
	Conference-Only	13-0	118-9.1	10-22	.455	0-1	.000	0-0	.000	5	9	14	1.1	17-0	3	6	5	2	20-1.5
44	Waters, KC	16-0	60-3.8	7-11	.636	0-0	.000	2-3	.667	6	15	21	1.3	8-0	2	2	3	1	16-1.0
	Conference-Only	7-0	12-1.7	1-2	.500	0-0	.000	1-2	.500	3	3	6	0.9	2-0	0	0	1	0	3-0.4
TM	TEAM									50	66	116	3.4	0		3			
	Conference-Only									21	34	55	3.1	0		2			
	Total	34	6826	907-2050	.442	165-516	.320	394-621	.634	402	929	1331	39.1	537-11	562	526	127	279	2373-69.8
	Conference-Only	18	3600	445-1025	.434	75-257	.292	200-318	.629	200	465	665	36.9	262-4	271	260	65	140	1165-64.7
	Opponents	34	6827	781-2087	.374	182-563	.323	385-558	.690	443	853	1296	38.1	558-0	384	545	88	242	2129-62.6
	Conference-Only	18	3600	396-1070	.370	82-254	.323	188-267	.704	243	438	681	37.8	267-3	196	283	48	124	1062-59.0

QUICK FACTS

Location Boulder, Colo.
 Founded 1876
 Enrollment 29,325
 Colors Silver, Gold and Black
 Home Court Coors Events Center (11,064)
 Press Row Phone (303) 492-1552
 President Bruce Benson
 Faculty Rep David Clough
 Athletic Director Rick George
 Senior Assoc. AD/SWA Ceal Barry
 Head Coach Linda Lappe
 Assoc. AD/Sports Info. David Plati
 Asst. Dir./WBB SID Ashley Braun
 Office/Fax (303) 492-4672/492-3811
 Cell (303) 903-3654
 Email troy.andre@colorado.edu
 Website www.cubuffs.com

YEAR-BY-YEAR RECORD

(since 1981-82)

Year	Conf.	Place	Overall	Postseason
81-82	8-2	T1	28-8	AIAW 16
82-83	7-5		21-8	
83-84	3-11	7	10-18	
84-85	2-12	8	6-22	
85-86	9-5	2	21-9	
86-87	6-8	6	14-14	
87-88	8-6	3	21-11	NCAA 2nd
88-89	14-0	1	27-4	NCAA 2nd
89-90	10-4	3	17-11	
90-91	8-6	T4	18-11	
91-92	11-3	2	22-9	NCAA 1st
92-93	12-2	1	27-4	NCAA E8
93-94	12-2	1	27-5	NCAA S16
94-95	14-0	1	30-3	NCAA E8
95-96	9-5	4	26-9	NCAA 2nd
96-97	12-4	T2	23-9	NCAA S16
97-98	5-11	8	12-16	
98-99	7-9	T8	15-14	WNIT 2nd
99-00	4-12	10	10-19	
00-01	11-5	4	22-9	NCAA 2nd
01-02	11-5	T3	24-10	NCAA E8
02-03	11-5	4	24-8	NCAA S16
03-04	11-5	3	22-8	NCAA 1st
04-05	2-14	T11	9-19	
05-06	3-13	11	9-21	
06-07	6-10	T7	13-17	
07-08	5-11	9	19-15	WNIT Semi
08-09	3-13	12	11-18	
09-10	3-13	11	13-17	
10-11	6-12	T8	18-16	WNIT QF
11-12	6-12	10	21-14	WNIT QF
12-13	13-5	4	25-7	NCAA 1st
13-14	6-12	T9	19-15	WNIT 3rd
14-15	6-12	T9	15-17	

IAC member from 1974-1982

Big Eight Conference member from 1982-1996

Big 12 Conference member from 1996-2011

Pac-12 Conference member since 2012

LAPPE'S RECORD


Year	School	Overall	Conf.	Place/Conf
07-08	Metro State	19-10	14-5	2/RMAC East
08-09	Metro State	14-14	12-7	3/RMAC East
09-10	Metro State	17-12	11-8	3/RMAC East
10-11	Colorado	18-16	6-10	T8/Big 12
11-12	Colorado	21-14	6-12	10/Pac-12
12-13	Colorado	25-7	13-5	4/Pac-12
13-14	Colorado	19-15	6-12	T9/Pac-12
14-15	Colorado	15-17	6-12	T9/Pac-12
COLO Total (5 yr)		98-69	67-51	
Div. I Only (5 yrs)		98-69	67-51	
Career Total (8 yrs)		148-105	74-71	



SMITH



LAPPE



SWAN

TEAM OUTLOOK

- Colorado will look to its lone senior in **Jamee Swan**, a 2015 honorable mention All-Pac-12 selection, to take the reigns and lead a young squad that has four freshmen and three sophomores. Swan goes into the season as Colorado's active leader in scoring, rebounding and blocked shots.
- While Swan was the team's leading scorer last year, the Buffs will have to make up for veteran contributors and starters Jen Reese and Lexy Kresl. The duo each contributed around 12 points per game and started nearly every game.
- One of the Buffs' strengths last year was their three-point shooting, which ranked eight in the country at .382. Junior **Lauren Huggins** will look to carry the load after making the second-most threes on the team (43), but someone will have to step in to make up for Lexy Kresl's 61 threes and .407 shooting from that distance.
- Junior **Haley Smith** will also have to step in for a bigger role as the team's only other returning starter. As a sophomore, she developed a consistent outside and was a near-make from the free throw line, hitting on 90.3 percent of her attempts.
- If Colorado is going to return to the postseason which it missed out on last year for the first time in five years, the Buffs will have to improve on defense. CU limited opponents to 68.3 ppg, a mark that was last in the Pac-12.
- Head coach **Linda Lappe** has a big puzzle to figure out with just two starters returning and so many young players to incorporate and will be tested early. The Buffs travel to Kentucky in the third game of the season.



LINDA LAPPE

Head Coach • 6th Year at Colorado

Alma Mater: Colorado, 2002

98-69 (.586) at Colorado • Overall: 148-105 (.585, 8 Years)

The seventh head coach in Colorado women's basketball history, Lappe is one of eight head coaches to play for and coach the same program in the NCAA Women's Basketball Tournament ... entering her sixth year, the Buffs have averaged more than 20 wins per season, advancing to the postseason each year, including a NCAA Tournament appearance in 2012-13, the team's first since the 2004 ... In her second year, led the team to a 12-0 start in 2011-12, the best start to a season in nearly two decades ... In 2010-11, was the only rookie Division I head coach with wins over ranked teams.

2015-16 COLORADO ROSTER

No.	Name	POS	HT	YR	Hometown/High School (Last School)
1	Makenzie Ellis	F	6-2	FR	Tulsa, Okla./Booker T. Washington HS
2	Alexis Robinson	G	5-10	FR	Ashland, Ky./Ashland Blazer HS
3	Bri Watts	C	6-2	JR	Fresno, Calif./Clovis West HS
12	Ariana Freeman	G	5-9	SO	Manassas, Va./Paul VI Catholic HS (Louisville)
13	Brecca Thomas	G	5-5	SO	Stafford, Texas/The Kinkaid School
14	Kennedy Leonard	G	5-8	FR	Southlake, Texas/Carroll HS
15	Zoe Correal	C	6-4	SO	San Francisco, Calif./Salesian HS
21	Monica Burich	F	6-2	FR	Roseville, Minn./Roseville HS
22	Haley Smith	G/F	6-1	JR	Sammamish, Wash./Skyline HS
24	Lauren Huggins	G/F	6-2	JR	Littleton, Colo./Heritage HS
31	Zoe Beard-Fails	F	6-1	JR	Herndon, Va./Georgetown Day (D.C.)
50	Jamee Swan	F	6-2	SR	Marana, Ariz./Marana

Head Coach: Linda Lappe (Colorado, 2002), 6th year

Assistant Coach: Kelly Rae Finley (Colorado State, 2008), 4th year

Assistant Coach: Julian Assibey (William Penn, 2005), 2nd year

Assistant Coach: Jamie Carey (Texas, 2004), 2nd year

Letterwinners R/L: 7/3

Starters returning in bold

2015-16 SCHEDULE

Day	Date	Opponent	TV	Time
Sat.	N14	LOYOLA MARYMOUNT		2 p.m. MT
Thu.	N19	Northern Colorado		7 p.m. MT
Sun.	N22	at Kentucky		1 p.m. CT
Fri-Sat. N28-29...Omni Hotels Classic, Boulder, Colo.				
Fri.	N27	Massachusetts		7:30 p.m. MT
Sat.	N28	Florida/Ball State		5/7:30 p.m. MT
Wed.	D2	at Colorado State		7 p.m. MT
Sun.	D6	at Long Beach State		2 p.m. PT
Wed.	D9	Northern Arizona		7 p.m. MT
Sat.	D12	Missouri		1:30 p.m. MT
Sat.	D19	Presbyterian		3:30 p.m. MT
Mon.	D21	at Wyoming		7 p.m. MT
Sat.	J2	Washington*	PAC12	1 p.m. MT
Mon.	J4	Washington State*	PAC12	8 p.m. MT
Fri.	J8	at California*	PAC12	7 p.m. PT
Sun.	J10	at Stanford*	PAC12	12 p.m. PT
Fri.	J15	at Arizona State*	PAC12	10 a.m. PT
Sun.	J17	at Arizona*	PAC12	1 p.m. PT
Fri.	J22	Oregon*		6 p.m. MT
Sun.	J24	Oregon State*	PAC12	3 p.m. MT
Fri.	J29	UCLA*		7 p.m. MT
Sun.	J31	USC*	PAC12	7 p.m. MT
Thu.	F4	at Utah*	PAC12	6 p.m. MT
Sun.	F7	Utah*	PAC12	12 p.m. MT
Fri.	F12	at Oregon State*	PAC12	7:30 p.m. PT
Sun.	F14	at Oregon*	PAC12	4 p.m. PT
Fri.	F19	Stanford*	PAC12	8 p.m. MT
Sun.	F21	California*	PAC12	12 p.m. MT
Thu.	F25	at Washington State*		7 p.m. PT
Sat.	F27	at Washington*	PAC12	1 p.m. PT
Thu.-Sun.	M3-6	Pac-12 Tournament, Seattle, Wash.		

* Pac-12 Conference game.
P12N indicates game televised on the Pac-12 Networks.
All times local to site & subject to change.

SERIES

Ball State	1st mtg
Colorado State	34-11
Florida	1-1
Long Beach State	2-3
Loyola Marymount	1-1
Kentucky	1st mtg
Missouri	42-28
Northern Arizona	14-12
Northern Colorado	10-6
Presbyterian	1st mtg
UMASS	1st mtg
Wyoming	37-9
Arizona	14-3
Arizona State	11-4
California	5-8
Oregon	7-10
Oregon State	6-3
Stanford	4-13
UCLA	5-6
USC	5-8
Utah	14-12
Washington	8-7
Washington State	4-4

HISTORY

All-Time Record	.. 721-484
First Year 1974-75
Pac-12 Record 31-41
Pac-12 Tourney 5-4
NCAA Record 17-13
WNIT Record 12-5

2014-15 RESULTS

Date	Opponent	Score	Hi Pts	Hi Reb
N15	NORTH DAKOTA	W, 68-59	(21)Reese	(9)Reese/Smith
N17	WESTERN KENTUCKY	LOT, 78-79	(24)Reese(11)Sborov/Reese	
N22	ARKANSAS STATE	W, 80-69	(16)Smith/Swan	(10)Reese
N25	at Denver	W, 77-49	(23)Swan	(7)Smith
			(7)Beard-Fails/Swan	
N28	MISSOURI STATE	W, 87-59	(18)Smith	(8)Swan/Correal
N29	COLORADO STATE	WOT, 87-81	(26)Reese	(14)Reese
D05	SAN JOSE STATE	WOT, 97-89	(26)Swan	(12)Smith
D07	at Iowa	L, 63-78	(17)Sborov	(12)Sborov/Swan
D12	at Missouri	L, 50-53	(17)Kresl	(11)Reese
D21	WYOMING	W, 76-71	(16)Swan	(7)Beard-Fails
D30	LONG BEACH STATE	L, 56-62	(15)Swan	(15)Swan
J03	at Stanford	L, 55-62	(12)Swan	(10)Swan
J05	at California	L, 59-75	(21)Swan	(8)Reese
J09	USC	L, 61-81	(14)Swan	(9)Swan
J11	UCLA	L, 84-90	(30)Reese	(7)Reese
J14	UTAH	WOT, 77-72	(26)Kresl	(7)Smith/Reese
J18	at Utah	W, 73-54	(18)Kresl	(7)Reese
J23	at Washington	L, 82-85	(23)Kresl	(11)Swan
J25	at Washington State	L, 68-73	(28)Swan	(8)Kresl
J30	ARIZONA STATE	L, 60-68	(18)Kresl	(11)Swan
F01	ARIZONA	W, 81-69	(20)Kresl	(11)Sborov
F06	at UCLA	L, 65-72	(17)Swan	(9)Swan
F08	at USC	L, 51-66	(14)Swan/Kresl	(10)Swan
F13	WASHINGTON STATE	W, 72-51	(14)Reese	(9)Reese
F15	WASHINGTON	L, 67-79	(13)Swan	(12)Swan
F20	OREGON STATE	L, 44-66	(19)Reese	(8)Reese
F22	OREGON	W, 84-69	(16)Kresl	(9)Sborov
F27	at Arizona	W, 66-51	(20)Reese	(8)Swan
M01	at Arizona State	L, 46-59	(12)Kresl	(5)Swan
			(5)Reese/Kresl	
M05	USC ^{P12}	W, 75-63	(16)Smith	(7)Reese
M06	Oregon State ^{P12}	W, 68-65	(19)Kresl	(13)Swan
M07	California ^{P12}	L, 68-55	(16)Reese	(7)Reese/Swan
				(7)Sborov

P12 indicates Pac-12 Tournament game.

2014-15 COLORADO STATISTICS

Overall: 15-17, Pac-12: 6-12/T-9th • Home: 10-7 • Away: 3-9 • Neutral: 2-1

#	PLAYER	G-GS	MIN-AVG	FG-FGA	FG%	3P-ATT	3P%	FT-FTA	FT%	OFF	DEF	TOT	AVG	PF-D	AST	TO	BLK	STL	PTS-AVG
50	Swan, Jamee	.32-26	875-27.3	160-343	.466	2-5	.400	101-143	.706	101	152	253	7.9	94-1	60	83	62	27	423-13.2
	Conference-Only	.18-14	518-28.8	89-197	.452	2-4	.500	53-75	.707	55	83	138	7.7	49-0	37	52	33	12	233-12.9
34	Reese, Jen	.32-29	924-28.9	159-338	.470	6-13	.462	89-103	.864	53	169	222	6.9	74-0	53	55	10	22	413-12.9
	Conference-Only	.18-15	517-28.7	87-178	.489	4-10	.400	40-43	.930	22	92	114	6.3	40-0	32	32	7	10	218-12.1
01	Kresl, Lexy	.30-30	879-29.3	119-309	.385	61-150	.407	72-88	.818	16	116	132	4.4	66-1	134	106	3	32	371-12.4
	Conference-Only	.18-18	518-28.8	73-189	.386	36-88	.409	51-61	.836	9	61	70	3.9	40-0	69	55	2	17	233-12.9
22	Smith, Haley	.32-32	889-27.8	120-254	.472	9-26	.346	51-58	.879	50	124	174	5.4	95-7	39	55	13	13	300-9.4
	Conference-Only	.18-18	488-27.1	56-133	.421	3-11	.273	28-31	.903	26	61	87	4.8	52-2	20	26	5	7	143-7.9
21	Sborov, Jasmine	.32-32	868-27.1	75-191	.393	12-36	.333	45-67	.672	43	116	159	5.0	92-2	78	66	13	17	207-6.5
	Conference-Only	.18-18	465-25.8	46-107	.430	5-16	.313	22-30	.733	22	60	82	4.6	50-1	41	33	3	14	119-6.6
24	Huggins, Lauren	.32-0	619-19.3	45-119	.378	43-112	.384	10-17	.588	6	44	50	1.6	55-1	29	30	8	13	143-4.5
	Conference-Only	.18-0	321-17.8	19-55	.345	18-52	.346	7-10	.700	3	22	25	1.4	31-1	20	19	2	6	63-3.5
31	Beard-Fails, Zoe	.31-7	362-11.7	37-97	.381	0-2	.000	36-51	.706	40	45	85	2.7	56-2	23	30	16	10	110-3.5
	Conference-Only	.18-5	174-9.7	19-55	.345	0-1	.000	11-17	.647	17	18	35	1.9	28-0	12	11	6	6	49-2.7
13	Thomas, Brecca	.32-4	481-15.0	36-115	.313	15-48	.313	17-26	.654	4	26	30	0.9	37-0	40	64	0	12	104-3.3
	Conference-Only	.18-2	257-14.3	20-60	.333	9-27	.333	12-14	.857	2	14	16	0.9	21-0	23	33	0	6	61-3.4
20	Hartmann, Alina	.31-0	266-8.6	31-65	.477	13-29	.448	3-5	.600	10	22	32	1.0	11-0	16	10	3	2	78-2.5
	Conference-Only	.17-0	141-8.3	14-31	.452	6-12	.500	3-5	.600	6	11	17	1.0	6-0	6	5	2	0	37-2.2
15	Correal, Zoe	.31-0	277-8.9	24-44	.545	0-0	.000	6-15	.400	26	39	65	2.1	57-1	9	21	10	5	54-1.7
	Conference-Only	.18-0	199-11.1	17-33	.515	0-0	.000	5-13	.385	17	26	43	2.4	38-1	7	15	8	4	39-2.2
03	Watts, Bri	.18-0	86-4.8	3-12	.250	0-0	.000	3-6	.500	9	7	16	0.9	21-1	1	12	6	3	9-0.5
	Conference-Only	.9-0	27-3.0	0-3	.000	0-0	.000	0-0	.000	4	0	4	0.4	5-0	0	2	0	1	0-0.0
TM	TEAM									53	67	120	3.9	0		12			
	Conference-Only									29	35	64	3.8	0		6			
	Total	.32	6526	809-1887	.429	161-421	.382	433-579	.748	411	927	1338	41.8	658	482	544	144	156	2212-69.1
	Conference-Only	.18	3625	440-1041	.423	83-221	.376	232-299	.776	212	483	695	38.6	360-7	267	289	68	83	1195-66.4
	Opponents	.32	6523	756-1998	.378	159-572	.278	516-758	.681	439	737	1176	36.8	551-0	359	375	101	268	2187-68.3
	Conference-Only	.18	3625	429-1065	.403	88-293	.300	296-419	.706	215	418	633	35.2	295-4	207	207	58	148	1242-69.0

QUICK FACTS

Location Eugene, Ore.
 Founded 1876
 Enrollment 24,548
 Colors Thunder Green & Lightning Yellow
 Home Court Matthew Knight Arena (12,369)
 Press Row Phone (541) 346-4496
 IPresident Michael Schill
 Faculty Rep Tim Gleason
 Athletic Director Rob Mullens
 Senior Assoc. AD/SWA Lisa Peterson
 Head Coach Kelly Graves
 Assistant AD Andy McNamara
 Asst. Dir./WBB SID Joe Waltasti
 Office/Fax (541) 346-7332/346-5449
 Cell (916) 889-6643
 Email waltasti@uoregon.edu
 Website www.goducks.com

YEAR-BY-YEAR RECORD

(since 1981-82)

Year	Conf.	Place	Overall	Postseason
81-82	4-0	1	21-5	
82-83	8-4	3	15-14	
83-84	10-1	1	23-7	
84-85	6-5	3	14-14	
85-86	10-2	T1	21-7	
86-87	14-4	T2	23-7	NCAA 2nd
87-88	9-9	5	16-12	
88-89	11-7	3	22-10	WNIT Champion
89-90	9-9	T4	17-12	
90-91	6-12	8	13-15	
91-92	6-12	7	14-14	
92-93	3-15	T9	9-18	
93-94	13-5	3	20-9	NCAA 2nd
94-95	11-7	4	18-10	NCAA 1st
95-96	10-8	T3	18-11	NCAA 1st
96-97	14-4	2	22-7	NCAA 2nd
97-98	13-5	4	17-10	NCAA 1st
98-99	15-3	T1	25-6	NCAA 2nd
99-00	14-4	1	23-8	NCAA 1st
00-01	10-8	4	17-12	NCAA 1st
01-02	10-8	T6	22-13	WNIT Champion
02-03	8-10	T5	12-16	
03-04	6-12	8	14-15	
04-05	12-6	T2	21-10	NCAA 2nd
05-06	5-13	8	14-15	
06-07	8-10	6	17-14	WNIT 3rd
07-08	7-11	7	14-17	
08-09	5-13	7	9-21	
09-10	7-11	T6	18-16	WNIT 3rd
10-11	4-14	9	13-17	
11-12	7-11	9	15-16	
12-13	2-16	12	4-27	
13-14	6-12	T9	16-16	WNIT 2nd
14-15	6-12	T9	13-17	

NWBL Conference member from 1977-1982
 NorPac Conference member from 1982-1986
 Pac-12 Conference member since 1986

GRAVES'S RECORD

Year	School	Overall	Conf.	Place/Conf
97-98	Saint Mary's	19-9	9-8	T4/WCC
98-99	Saint Mary's	27-7	9-5	T2/WCC
99-00	Saint Mary's	20-10	11-3	T1/WCC
00-01	Gonzaga	5-23	0-14	8/WCC
01-02	Gonzaga	11-18	2-12	8/WCC
02-03	Gonzaga	18-12	9-5	T2/WCC
03-04	Gonzaga	18-12	10-4	T2/WCC
04-05	Gonzaga	28-4	14-0	1/WCC
05-06	Gonzaga	16-14	11-3	T1/WCC
06-07	Gonzaga	24-10	13-1	1/WCC
07-08	Gonzaga	25-9	13-1	1/WCC
08-09	Gonzaga	27-7	12-2	1/WCC
09-10	Gonzaga	29-5	14-0	1/WCC
10-11	Gonzaga	31-5	14-0	1/WCC
11-12	Gonzaga	28-6	14-2	1/WCC
12-13	Gonzaga	27-6	15-1	1/WCC
13-14	Gonzaga	29-5	16-2	1/WCC
14-15	Oregon	13-17	6-12	T9/Pac-12
ORE Total (1 yr)		13-17	6-12	
Career Total (18 yrs)		395-179		



ALLEYNE



GRAVES



PETERSEN

TEAM OUTLOOK

- As **Kelly Graves** settles into his second season in Eugene, Oregon is looking forward to a more cohesive unit that is better acclimated to his system on the court. UO will have the benefit of an experienced team to turn to with three starters returning, also its top-three scorer's, are back.
- Oregon's key returnee, senior forward **Jillian Alleyne**, was a third team All-American and led the Conference in rebounding for a third-straight season. Her talent on the boards is undisputed as the second-best rebounder in the Conference all-time. She is within reach of the Conference's all-time rebounding mark. Playing with a sense of urgency in her final campaign, she will attempt to lead the young Ducks to success this season.
- Sophomore guard **Lexi Bando** returns after receiving honorable mention Pac-12 All-Freshman accolades, averaging on 10.4 points per game shooting a league-leading .440 from the three-point arc.
- The Ducks will see fresh faces in the form of U19 national team standouts from their respective countries in guard **Maitte Cazorla** from Spain and forward **Lauren Yearwood** from Canada.
- After a trip to North Carolina to open the season, Graves has the luxury of nine-consecutive home games to get the teams prepared for the Pac-12 slate as soon as the calendar year flips in 2016.



KELLY GRAVES

Head Coach • 2nd Year at Oregon

Alma Mater: New Mexico, 1988

13-17 (.433) at Oregon • Overall: 395-179 (.688, 18 Years)

At the Oregon helm after 17 successful years at Gonzaga and Saint Mary's (Calif.) ... Built Gonzaga to a national power, winning 10-consecutive West Coast Conference titles, while advancing to six-straight NCAA Tournaments, including three straight Sweet 16 appearances (2010-12) ... After posting five wins in his first season with the Zags, recorded double-digit victories in his final 13 campaigns, including eight-straight years with at least 24 ... Named WCC Coach of the Year eight times.

2015-16 OREGON ROSTER

No.	Name	POS	HT	YR	Hometown/High School (Last School)
4	Maitte Cazorla	G	5-10	FR	Las Palmas, Spain/Siglo XXI
5	Jordan Loera	G	5-9	SR	Moses Lake, Wash./Moses Lake HS
10	Lexi Bando	G	5-9	SO	Eugene, Ore./Willamette HS
11	Liz Brenner	F	6-1	SR	Portland, Ore./Jesuit HS
12	Megan Trinder	G	5-7	JR	Hollywell, Australia/Northeast CC
13	Mar'Shay Moore	G	5-8	JR	Vancouver, Wash./Fort Vancouver HS (Blue Mt. CC)
14	Jillian Alleyne	F	6-3	SR	Fontana, Calif./Summit HS
15	Jacinta Vandenberg	C	6-5	RS JR	Melbourne, Australia/Sandringham College (Fresno State)
22	Lauren Yearwood	F	6-3	FR	Victoria, B.C./Oak Bay HS
32	Oti Gildon	F	6-1	FR	Spokane, Wash./Gonzaga Prep
33	Lexi Petersen	G	5-11	SR	Tukwila, Wash./Seattle Christian HS
44	Kat Cooper	G	6-1	SR	Tacoma, Wash./Auburn Riverside HS (Boston Coll.)
51	Katie Gruys	F	6-1	SR	Maple Lake, Minn./Annandale HS

Head Coach: Kelly Graves (New Mexico, 1988), 2nd year

Assistant Coach: Jodie Berry (Western Washington, 2003), 2nd year

Assistant Coach: Mark Campbell (Hawai'i, 2004), 2nd year

Assistant Coach: Nicole Powell (Stanford, 2004), 2nd year

Letterwinners R/L: 10/2

Starters returning in bold

2015-16 SCHEDULE

Day	Date	Opponent	TV	Time
Sun	N15	at North Carolina		12:30 p.m. ET
Thu	N19	Hampton		6 p.m. PT
Sun	N22	UC Santa Barbara		12 p.m. PT
Tue	N24	Clemson		6 p.m. PT
Sat	N28	North Dakota		2 p.m. PT
Mon	N30	San Jose State	PAC12	8 p.m. PT
Sat	D5	Utah Valley		2 p.m. PT
Sat	D12	Portland		2 p.m. PT
Tue	D15	UC Riverside		5 p.m. PT
Thu	D17	Portland State		6 p.m. PT
Mon	D28	Seattle		6 p.m. PT
Sat	J2	at UCLA*	PAC12	2 p.m. PT
Mon	J4	at USC*	PAC12	5 p.m. PT
Fri	J8	at Oregon State*	PAC12	7 p.m. PT
Sun	J10	Oregon State*	PAC12	12 p.m. PT
Fri	J15	Stanford*	PAC12	6 p.m. PT
Sun	J17	California*		2 p.m. PT
Fri	J22	at Colorado*	PAC12	5 p.m. PT
Sun	J24	at Utah*		2 p.m. MT
Fri	J29	Arizona State*	PAC12	9 p.m. MT
Sun	J31	Arizona*	PAC12	1 p.m. MT
Fri	F5	at Washington State*	PAC12	8 p.m. PT
Sun	F7	at Washington*		12 p.m. PT
Fri	F12	Utah*		7 p.m. MT
Sun	F14	Colorado*	PAC12	5 p.m. MT
Fri	F19	UCLA*	PAC12	6 p.m. PT
Sun	F21	USC*		2 p.m. PT
Fri	F26	at California*		6 p.m. PT
Sun	F28	at Stanford*	PAC12	11 a.m. PT
Thu.-Sun.	M3-6	Pac-12 Tournament, Seattle, Wash.		

* Pac-12 Conference game.
P12N indicates game televised on the Pac-12 Networks.
All times local to site & subject to change.

SERIES

Clemson	1st Mtg
Hampton	1st Mtg
North Carolina	0-1
Portland	26-5
Portland State	25-10
San Jose State	9-1
Seattle U	8-0
UC Riverside	0-1
UC Santa Barbara	4-1
Utah Valley	1st Mtg
Arizona	32-27
Arizona State	30-32
California	36-30
Colorado	10-6
Oregon State	59-35
Stanford	9-48
UCLA	25-35
USC	18-44
Utah	11-9
Washington	44-50
Washington State	62-18

HISTORY

All-Time Record	669-472
First Year	1973-74
Pac-12 Record	245-259
Pac-12 Tourney	4-14
NCAA Record	5-12
WNIT Record	14-4

2014-15 RESULTS

Date	Opponent	Score	Hi Pts	Hi Reb
N14	UTAH STATE	W, 100-77	(33)Loper	(12)Alleyne
N23	NORTH CAROLINA	L, 59-76	(18)Alleyne	(17)Alleyne
N25	PORTLAND STATE	W, 63-56	(18)Bando	(13)Alleyne
N28	vs Central Michigan	L, 67-73	(18)Bando	(17)Alleyne
N29	vs American	L, 64-72	(21)Petersen	(10)Alleyne
D05	at Portland	W, 72-49	(16)Petersen	(10)Alleyne
D06	NAVY	W, 72-64	(19)Alleyne	(16)Alleyne
D13	NORTHERN ARIZONA	W, 59-47	(20)Alleyne	(15)Alleyne
D18	SANTA CLARA	W02, 92-88	(28)Bando	(20)Alleyne
D21	FRESNO STATE	L, 59-68	(26)Alleyne	(16)Alleyne
D29	SEATTLE	W, 70-44	(16)Loper	(15)Alleyne
J03	at USC	L, 54-70	(20)Alleyne	(15)Alleyne
J05	at UCLA	W, 62-46	(21)Petersen	(15)Alleyne
J09	at Oregon State	L, 37-70	(10)Bando	(16)Alleyne
J11	OREGON STATE	L, 48-77	(16)Alleyne	(18)Alleyne
J16	WASHINGTON	L, 69-91	(18)Alleyne	(15)Alleyne
J18	WASHINGTON STATE	L, 76-79	(23)Alleyne	(16)Alleyne
J23	at Arizona State	L, 58-70	(17)Alleyne	(12)Alleyne
J25	at Arizona	LOT, 78-81	(20)Bando	(12)Alleyne
J31	UCLA	W, 67-65	(30)Alleyne	(25)Alleyne
F02	USC	W, 63-57	(18)Alleyne	(13)Alleyne
F06	at Washington State	W, 70-69	(20)Alleyne	(19)Alleyne
F08	at Washington	L, 55-70	(19)Alleyne	(19)Alleyne
F13	ARIZONA	W, 75-61	(19)Alleyne	(17)Alleyne
F15	ARIZONA STATE	L, 52-72	(19)Alleyne	(10)Alleyne
F20	at Utah	L, 64-66	(18)Alleyne	(13)Alleyne
F22	at Colorado	L, 69-84	(21)Alleyne	(13)Alleyne
F26	CALIFORNIA	L, 59-74	(33)Alleyne	(16)Alleyne
M01	STANFORD	W, 62-55	(22)Alleyne	(12)Alleyne
M05	Washington State ^{P12}	L, 66-64	(18)Alleyne	(18)Alleyne

P12 indicates Pac-12 Tournament game.

2014-15 OREGON STATISTICS

Overall: 13-17, Pac-12: 6-12/T-9th • Home: 10-7 • Away: 3-7 • Neutral: 0-3

#	PLAYER	G-GS	MIN-AVG	FG-FGA	FG%	3P-ATT	3P%	FT-FTA	FT%	OFF	DEF	TOT	AVG	PF-D	AST	TO	BLK	STL	PTS-AVG
14	Alleyne, Jillian	30-30	1041-34.7	224-389	.576	1-2	.500	102-181	.564	132	323	455	15.2	84-1	36	88	41	25	551-18.4
	Conference-Only	18-18	634-35.2	137-238	.576	0-0	.000	65-104	.625	74	202	276	15.3	53-1	18	56	23	12	339-18.8
33	Petersen, Lexi	30-30	1058-35.3	116-329	.353	25-99	.253	76-97	.784	16	94	110	3.7	58-0	111	95	12	35	333-11.1
	Conference-Only	18-18	662-36.8	68-201	.338	11-54	.204	36-44	.818	8	54	62	3.4	35-0	61	60	3	18	183-10.2
10	Bando, Lexi	28-28	920-32.9	107-275	.389	55-125	.440	23-33	.697	27	46	73	2.6	56-0	56	49	2	18	292-10.4
	Conference-Only	16-16	532-33.2	50-148	.338	25-68	.368	13-18	.722	16	29	45	2.8	34-0	30	28	2	10	138-8.6
31	Loper, Katelyn	29-7	667-23.0	89-264	.337	50-156	.321	38-46	.826	18	77	95	3.3	38-0	22	42	4	22	266-9.2
	Conference-Only	17-1	386-22.7	50-153	.327	28-89	.315	24-31	.774	9	46	55	3.2	21-0	8	20	1	11	152-8.9
12	Delgado, Amanda	30-18	611-20.4	51-138	.370	34-91	.374	5-6	.833	3	44	47	1.6	31-0	33	26	0	12	141-4.7
	Conference-Only	18-7	302-16.8	23-63	.365	14-34	.412	2-2	1.000	2	16	18	1.0	12-0	16	12	0	5	62-3.4
01	Toler, Drea	29-12	569-19.6	56-141	.397	2-12	.167	14-36	.389	21	36	57	2.0	43-1	88	46	1	27	128-4.4
	Conference-Only	17-11	387-22.8	44-107	.411	1-7	.143	8-23	.348	14	26	40	2.4	29-1	63	34	0	18	97-5.7
05	Loera, Jordan	23-2	439-19.1	36-99	.364	24-55	.436	2-5	.400	11	41	52	2.3	24-0	30	22	2	10	98-4.3
	Conference-Only	14-1	273-19.5	21-60	.350	13-32	.406	2-3	.667	7	22	29	2.1	12-0	15	14	2	4	57-4.1
40	Carpenter, Megan	29-20	387-13.3	37-85	.435	0-0	.000	8-15	.533	26	43	69	2.4	73-4	12	36	33	5	82-2.8
	Conference-Only	18-18	298-16.6	32-68	.471	0-0	.000	5-8	.625	17	29	46	2.6	53-4	9	27	23	5	69-3.8
44	Neubert, Tatum	23-3	233-10.1	19-47	.404	0-0	.000	12-19	.632	15	24	39	1.7	18-0	6	18	3	1	50-2.2
	Conference-Only	12-0	82-6.8	5-13	.385	0-0	.000	2-5	.400	7	6	13	1.1	8-0	0	6	0	0	12-1.0
32	Iamaleava, Janitah	3-0	12-4.0	2-7	.286	0-0	.000	0-0	.000	0	2	2	0.7	6-0	0	3	0	0	4-1.3
	Conference-Only	2-0	11-5.5	2-6	.333	0-0	.000	0-0	.000	0	2	2	1.0	4-0	0	2	0	0	4-2.0
03	Berthuel, Marie	7-0	18-2.6	2-5	.400	2-5	.400	0-0	.000	0	2	2	0.3	1-0	0	1	0	1	6-0.9
	Conference-Only	4-0	13-3.3	1-2	.500	1-2	.500	0-0	.000	0	1	1	0.3	0-0	0	0	0	1	3-0.8
23	Stiles, Chloe	4-0	11-2.8	1-2	.500	0-0	.000	0-0	.000	0	1	1	0.3	3-0	0	1	0	0	2-0.5
	Conference-Only	0-0	0-0.0	0-0	.000	0-0	.000	0-0	.000	0	0	0	0.0	0-0	0	0	0	0	0-0.0
51	Gruys, Katie	19-0	109-5.7	2-9	.222	0-0	.000	2-2	1.000	4	13	17	0.9	17-0	2	8	1	1	6-0.3
	Conference-Only	10-0	45-4.5	1-4	.250	0-0	.000	0-0	.000	2	6	8	0.8	5-0	0	2	0	1	2-0.2
TM	TEAM									57	77	134	4.5	0	2				
	Conference-Only									36	49	85	4.7	0	2				
Total		30	6075	742-1790	.415	193-545	.354	282-440	.641	330	823	1153	38.4	452-6	396	437	99	157	1959-65.3
	Conference-Only	18	3625	434-1063	.408	93-286	.325	157-238	.660	192	488	680	37.8	266-6	220	263	54	85	1118-62.1
Opponents		30	6075	771-1908	.404	177-545	.325	318-456	.697	382	775	1157	38.6	481-0	400	366	108	219	2037-67.9
	Conference-Only	18	3625	480-1167	.411	106-325	.326	191-274	.697	243	468	711	39.5	262-0	261	194	70	133	1257-69.8

QUICK FACTS

Location Corvallis, Ore.
 Founded 1868
 Enrollment 27,925
 Colors Orange & Black
 Home Court Gill Coliseum (9,604)
 Press Row Phone (541) 737-3020
 President Dr. Edward Ray
 Faculty Rep Dr. Joseph Spatafora
 Athletic Director Todd Stansbury
 Senior Assoc. AD/SWA Marianne Vydra
 Head Coach Scott Rueck
 Asst. AD/Communications Steve Fenk
 Asst. Dir./WBB SID Trevor Cramer
 Office/Fax (541) 737-3720/737-3072
 Email trevor.cramer@oregonstate.edu
 Website www.osubeavers.com

YEAR-BY-YEAR RECORD

(since 1981-82)

Year	Conf.	Place	Overall	Postseason
81-82			20-8	WNIT 3rd
82-83			24-6	NCAA 1st
83-84			21-8	NCAA 1st
84-85			19-10	
85-86			7-21	
86-87	8-10	T6	17-11	
87-88	5-13	T8	10-18	
88-89	7-11	7	13-15	
89-90	1-17	10	5-26	
90-91	9-9	6	17-11	
91-92	3-15	T9	8-20	
92-93	9-9	6	15-12	
93-94	9-9	6	17-11	NCAA 1st
94-95	12-6	3	21-8	NCAA 2nd
95-96	11-7	2	19-9	NCAA 1st
96-97	5-13	7	11-16	
97-98	2-16	T9	7-20	
98-99	3-15	T9	11-16	
99-00	10-8	T5	14-16	
00-01	8-10	T6	16-13	WNIT 1st
01-02	11-7	T4	17-15	WNIT 2nd
02-03	8-10	T5	15-15	WNIT 2nd
03-04	8-10	7	17-15	WNIT QF
04-05	1-17	10	6-23	
05-06	7-11	7	16-15	WNIT 2nd
06-07	4-14	T8	9-19	
07-08	4-14	T8	12-19	
08-09	9-9	T4	20-12	WNIT QF
09-10	2-16	10	11-20	
10-11	2-16	10	9-21	
11-12	9-9	T5	20-13	WNIT QF
12-13	4-14	10	10-21	
13-14	13-5	T2	24-11	NCAA 2nd
14-15	16-2	1	27-5	NCAA 2nd

WNBL Conference member from 1979-1982
 NorPac Conference member from 1982-1986
 Pac-12 Conference member since 1986



WIESE



RUECK



WEISNER

TEAM OUTLOOK

- Oregon State is coming off a historic season winning the program's first-ever Pac-12 regular-season title with a team-record 16 league wins. Its 27 victories overall were a team record and included the team's first NCAA Tournament win since 1995. With four starters returning from last year's squad, the Beavers' have set the bar high.
- John R. Wooden Pac-12 Coach of the Year **Scott Rueck** has one of the most experienced squads in the Pac-12 this season, welcoming back eight upperclassmen, including Pac-12 Defensive Player of the Year and third team AP All-American **Ruth Hamblin**. Hamblin is one of the best shot blockers in Pac-12 history.
- The Beavers also return a pair of All-Pac-12 honorees **Jamie Weisner** and **Sydney Wiese**. A balanced scoring team, Weisner was the team's scoring leader last year, averaging 13.7 points per game while Wiese directed the offense, averaging 5.59 assists per game, second-best in the Conference.
- With several three-point threats on the team, with six players making at least 30 threes last year, the Beavers ranked 10th in the country last year with a .371 shooting percentage from long distance.
- The second-highest scoring team in the Pac-12 at nearly 73 points per game, Oregon State limited opponents to less than 56 ppg, also ranked second in the Conference, and recorded the best scoring margin in the league (+15.7 ppg).
- OSU will be tested early this season, hosting perennial power Tennessee in mid-December then traveling to Notre Dame before jumping into Conference play against the LA schools.



SCOTT RUECK

Head Coach • 5th Year at Oregon State

Alma Mater: Oregon State, 1991

90-71 (.488) at Oregon State • Overall: 378-159 (.695, 18 years)

Rueck enters his fifth season having led the Beavers to back-to-back NCAA Tournament appearances, while capturing the program's first-ever Pac-12 regular-season title ... John R. Wooden Pac-12 Coach of the Year in 2015, and also voted Coach of the Year by the media in 2012 and 2014 ... Spent 14 successful seasons at George Fox University where he was named 2009 NCAA Division III National Coach of the Year ... Seven-time Northwest Conference Coach of the Year, posting back-to-back undefeated Conference seasons in 2009 and 2010.

RUECK'S RECORD

Year	School	Overall	Conf.	Place/Conf
96-97	George Fox	15-10	9-5	T3/NWC
97-98	George Fox	16-9	13-5	2/NWC
98-99	George Fox	18-6	14-4	T2/NWC
99-00	George Fox	23-5	14-2	T1/NWC
00-01	George Fox	23-3	15-1	1/NWC
01-02	George Fox	20-6	11-5	T3/NWC
02-03	George Fox	15-10	10-6	4/NWC
03-04	George Fox	13-12	7-9	T5/NWC
04-05	George Fox	22-6	14-2	1/NWC
05-06	George Fox	19-6	10-6	T3/NWC
06-07	George Fox	19-7	13-3	T1/NWC
07-08	George Fox	25-5	14-2	T1/NWC
08-09	George Fox	32-0	16-0	1/NWC
09-10	George Fox	28-3	16-0	1/NWC
10-11	Oregon State	9-21	2-16	10/Pac-10
11-12	Oregon State	20-13	9-9	T5/Pac-12
12-13	Oregon State	10-21	4-14	10/Pac-12
13-14	Oregon State	24-11	13-5	T2/Pac-12
14-15	Oregon State	27-5	16-2	1/Pac-12
OSU Total (5 yrs)		90-71	44-46	
Div. I Only (5 yrs)		90-71	44-46	
Career Total (19 yrs)		378-159	220-96	

2015-16 OREGON STATE ROSTER

No.	Name	POS	HT	YR	Hometown/High School (Last School)
4	Breanna Brown	F/C	6-3	RS SO	Oakland, Calif./Bishop O'Dowd HS
5	Samantha Siegner	F	6-3	SR	Albany, Ore./West Albany HS
10	Katie McWilliams	G	6-2	FR	Salem, Ore./South Salem HS
11	Gabriella Hanson	G	5-11	JR	Anaheim, Calif./Troy HS
12	Kolbie Orum	F	6-3	JR	Maple Ridge, B.C./Maple Ridge
15	Jamie Weisner	G	5-10	SR	Clarkston, Wash./Clarkston HS
21	Marie Gülich	C	6-5	SO	Cologne, Germany/Landrat-Lucas Gymnasium
22	Jen'Von'Ta Hill	G	5-8	SR	St. Paul, Minn./Skyline HS (Hutchinson CC)
24	Sydney Wiese	G	6-1	JR	Phoenix, Ariz./Pinnacle HS
25	Taylor Kalmer	G	5-8	FR	Chandler, Ariz./Corona Del Sol HS
31	Tarea Green	C	6-4	FR	Hillsboro, Ore./Hillsboro HS
32	Deven Hunter	F	6-3	SR	Keizer, Ore./McNary HS
44	Ruth Hamblin	C	6-6	SR	Houston, B.C./Houston Christian School

Head Coach: Scott Rueck (Oregon State, 1991), 5th year
Assistant Coach: Eric Ely (Northwest Nazarene, 1982), 5th year
Assistant Coach: Mandy Close (Oregon State, 2006), 2nd year
Assistant Coach: Jonas Chatterton (Utah, 2000), 1st year

Letterwinners R/L: 9/1
Starters returning in bold

2015-16 SCHEDULE

Day	Date	Opponent	TV	Time
Fri	N13	Longwood		3 p.m. PT
Mon	N16	at Portland		7 p.m. PT
Sun	N22	UC Riverside		2 p.m. PT
Sat-Tues. ...D19-21 ... Puerto Rico Classic, San Juan, P.R.				
Fri	N27	vs. Hofstra		2:15 p.m. PR
Sat	N28	vs. Arkansas		4:30 p.m. PR
Thu	D3	at Marquette		6 p.m. CT
Sat	D12	Idaho		2 p.m. PT
Tue	D15	CSU Bakersfield		11 a.m. PT
Sat	D19	Tennessee		6 p.m. PT
Mon	D21	Cal Poly		3 p.m. PT
Mon	D28	at Notre Dame		7 p.m. ET
Sat	J2	at USC*	PAC12	4 p.m. PT
Mon	J4	at UCLA*	PAC12	7 p.m. PT
Fri	J8	Oregon*	PAC12	7 p.m. PT
Sun	J10	at Oregon*	PAC12	12 p.m. PT
Fri	J15	California*	PAC12	8 p.m. PT
Sun	J17	Stanford*	PAC12	6 p.m. PT
Fri	J22	at Utah*	PAC12	8 p.m. MT
Sun	J24	at Colorado*	PAC12	3 p.m. MT
Fri	J29	Arizona*	PAC12	7 p.m. MT
Mon	F1	Arizona State*	ESPN2	9 p.m. MT
Fri	F5	at Washington*	PAC12	6 p.m. PT
Sun	F7	at Washington State*		11 a.m. PT
Fri	F12	Colorado*	PAC12	7:30 p.m. PT
Sun	F14	Utah*		1 p.m. PT
Fri	F19	USC*	PAC12	8 p.m. PT
Sun	F21	UCLA*	PAC12	6 p.m. PT
Fri	F26	at Stanford*	PAC12	8 p.m. PT
Sun	F28	at California*	PAC12	11 a.m. PT
Thu.-Sun.	M3-6	Pac-12 Tournament, Seattle, Wash.		

*Pac-12 Conference game.
PAC12 indicates game televised on the Pac-12 Networks.
All times local to site & subject to change.

SERIES

Arkansas	1-1
Cal Poly	3-2
CSU Bakersfield	5-1
Hofstra	1st Mtg
Idaho	1-2
Longwood	1st Mtg
Marquette	1-1
Notre Dame	0-1
Portland	17-14
Tennessee	0-2
UC Riverside	1st Mtg
Arizona	31-31
Arizona State	23-37
California	29-38
Colorado	2-5
Oregon	28-57
Stanford	6-53
UCLA	21-44
USC	22-41
Utah	12-7
Washington	32-51
Washington State	51-28

HISTORY

All-Time Record	.. 577-550
First Year 1976-77
Pac-12 Record 200-322
Pac-12 Tourney 7-14
NCAA Record 4-7
WNIT Record 14-7

2014-15 RESULTS

Date	Opponent	Score	Hi Pts	Hi Reb
N14	PORTLAND	W, 87-65	(20)Hamblin	(8)Weisner
N16	UTAH STATE	W, 85-62	(15)Wiese	(12)Hamblin
N22	CONCORDIA	W, 92-35	(17)Hamblin	(13)Weisner
N27	vs Butler	W, 85-53	(20)Gibson	(9)Siegener
N29	vs Brigham Young	W, 71-61	(20)Weisner	(15)Hamblin
D04	IDAHO	W, 75-53	(16)Wiese	(12)Hamblin
D06	SACRAMENTO STATE	W, 109-61	(20)Hunter	(11)Hunter
D16	at North Carolina	W, 70-55	(17)Hamblin	(16)Hunter
D19	vs SIU	W, 71-55	(16)Hamblin	(6)Weisner
D20	vs Nevada	W, 73-50	(16)Hanson	(6)Gulich
D28	at Tennessee	L, 63-74	(19)Wiese	(12)Hamblin
J03	at UCLA	W, 65-47	(17)Weisner	(13)Hamblin
J05	at USC	W, 76-66	(19)Wiese	(7)Weisner
J09	OREGON	W, 70-37	(11)Weisner	(10)Weisner
J11	at Oregon	W, 77-48	(23)Hamblin	(10)Weisner
J16	WASHINGTON STATE	W, 73-70	(31)Hamblin	(16)Hamblin
J19	WASHINGTON	W, 75-67	(26)Weisner	(12)Hunter
J23	at Arizona	W, 73-55	(12)Gibson	(10)Hunter
J25	at Arizona State	W, 68-57	(21)Weisner	(7)Hamblin
J31	USC	W, 68-35	(21)Weisner	(10)Hunter
F2	UCLA	W, 82-64	(18)Weisner	(12)Hamblin
F06	at Washington	L, 67-76	(17)Weisner	(9)Hamblin
F08	at Washington State	W, 61-56	(16)Wiese	(11)Hunter
F13	ARIZONA STATE	W, 70-64	(17)Hamblin	(9)Hamblin
F15	ARIZONA	W, 73-48	(20)Wiese	(9)Hunter
F20	at Colorado	W, 66-44	(17)Weisner	(10)Weisner
F22	at Utah	W, 52-42	(15)Weisner	(8)Hamblin
F26	STANFORD	L, 58-69	(18)Hunter	(14)Hunter
F28	CALIFORNIA	W, 73-55	(23)Wiese	(10)Hamblin
M06	Colorado ^{P12}	L, 68-65	(14)Hamblin	(9)Hunter
M20	South Dakota State ^{NCAA}	W, 74-62	(23)Wiese	(12)Hunter
M22	Gonzaga ^{NCAA}	L, 76-64	(24)Weisner	(10)Hunter

P12 indicates Pac-12 Tournament game.; NCAA indicates NCAA Tournament game.

2014-15 OREGON STATE STATISTICS

Overall: 27-5, Pac-12: 16-2/1st • Home: 14-2 • Away: 9-2 • Neutral: 4-1

#	PLAYER	G-GS	MIN-AVG	FG-FGA	FG%	3P-ATT	3P%	FT-FTA	FT%	OFF	DEF	TOT	AVG	PF-D	AST	TO	BLK	STL	PTS-AVG
15	Weisner, Jamie	32-32	893-27.9	149-310	.481	73-174	.420	68-86	.791	64	133	197	6.2	63-2	61	77	5	22	439-13.7
	Conference-Only	18-18	528-29.3	95-190	.500	46-102	.451	42-51	.824	38	80	118	6.6	33-0	33	48	2	9	278-15.4
44	Hamblin, Ruth	32-32	850-26.6	181-312	.580	0-0	.000	50-69	.725	80	196	276	8.6	69-2	26	43	122	14	412-12.9
	Conference-Only	18-18	514-28.6	97-184	.527	0-0	.000	30-42	.714	45	111	156	8.7	33-0	17	29	75	6	224-12.4
24	Wiese, Sydney	32-32	1041-32.5	135-301	.449	92-220	.418	44-54	.815	9	72	81	2.5	32-0	179	87	11	24	406-12.7
	Conference-Only	18-18	615-34.2	71-160	.444	50-125	.400	22-26	.846	4	49	53	2.9	20-0	97	52	4	10	214-11.9
14	Gibson, Ali	32-32	848-26.5	103-254	.406	39-113	.345	32-53	.604	17	77	94	2.9	53-1	76	51	11	42	277-8.7
	Conference-Only	18-18	481-26.7	51-128	.398	20-58	.345	13-25	.520	12	39	51	2.8	27-0	42	30	7	19	135-7.5
32	Hunter, Deven	32-32	762-23.8	97-207	.469	17-58	.293	51-76	.671	67	175	242	7.6	90-2	95	49	14	25	262-8.2
	Conference-Only	18-18	449-24.9	49-110	.445	9-33	.273	31-48	.646	37	100	137	7.6	46-1	46	24	7	8	138-7.7
11	Hanson, Gabriella	31-0	748-24.1	72-206	.350	32-107	.299	32-42	.762	29	54	83	2.7	41-2	63	31	1	30	208-6.7
	Conference-Only	17-0	410-24.1	39-114	.342	21-65	.323	16-19	.842	9	38	47	2.8	19-0	30	15	1	11	115-6.8
05	Siegener, Samantha	32-0	490-15.3	38-104	.365	9-35	.257	17-29	.586	34	89	123	3.8	50-0	41	29	8	10	102-3.2
	Conference-Only	18-0	263-14.6	19-53	.358	4-16	.250	9-15	.600	19	53	72	4.0	26-0	18	13	6	5	51-2.8
21	Gulich, Marie	32-0	364-11.4	45-98	.459	0-0	.000	11-25	.440	35	58	93	2.9	33-0	15	26	14	7	101-3.2
	Conference-Only	18-0	180-10.0	21-48	.438	0-0	.000	7-12	.583	16	25	41	2.3	10-0	6	12	8	4	49-2.7
12	Orum, Kolbie	23-0	177-7.7	28-65	.431	0-0	.000	6-14	.429	19	30	49	2.1	23-0	9	24	3	4	62-2.7
	Conference-Only	12-0	66-5.5	7-19	.368	0-0	.000	4-8	.500	8	13	21	1.8	9-0	4	11	0	0	18-1.5
22	Hill, Jen/Von'Ta	30-0	227-7.6	18-51	.353	5-12	.417	21-38	.553	4	25	29	1.0	26-0	31	24	2	5	62-2.1
	Conference-Only	16-0	94-5.9	8-20	.400	2-3	.667	7-14	.500	2	12	14	0.9	11-0	11	11	1	2	25-1.6
TM	TEAM									39	64	103	3.2	2		7			
	Conference-Only									16	44	60	3.3	0		6			
	Total	32	6400	866-1908	.454	267-719	.371	332-486	.683	397	973	1370	42.8	482-10	596	448	191	183	2331-72.8
	Conference-Only	18	3600	457-1026	.445	152-402	.378	181-260	.696	206	564	770	42.8	234-1	304	251	111	74	1247-69.3
	Opponents	32	6400	688-1955	.352	118-404	.292	336-506	.664	377	722	1099	34.3	518-0	284	378	79	204	1830-57.2
	Conference-Only	18	3600	383-1096	.349	61-193	.316	173-256	.676	187	409	596	33.1	286-5	163	174	44	109	1000-55.6

QUICK FACTS

Location Stanford, Calif.
Founded 1891
Enrollment 18,217
Colors Cardinal & White
Home Court Maples Pavilion (7,233)
Press Row Phone (650) 723-4418
President John L. Hennessy
Faculty Rep Pat Jones
Athletic Director Bernard Muir
Senior Assoc. AD/SWA Beth Goode
Head Coach Tara VanDerveer
Sr. Asst. AD/Athletic Comm. Kurt Svoboda
Assoc. AD/WBB SID John Cantalupi
Cell (650) 924-8304
Email johnncan@stanford.edu
Website www.gostanford.com

YEAR-BY-YEAR RECORD

(since 1981-82)

Year	Conf.	Place	Overall	Postseason
81-82	9-3	2	19-8	NCAA 1st
82-83	5-9	5	19-16	
83-84	1-13	T7	5-23	
84-85	2-12	7	9-19	
85-86	1-7	5	13-15	
86-87	8-10	T6	14-14	
87-88	14-4	3	27-5	NCAA 2nd
88-89	18-0	1	28-3	NCAA S16
89-90	17-1	T1	32-1	NCAA Champion
90-91	16-2	1	26-6	NCAA FF
91-92	15-3	1	30-3	NCAA Champion
92-93	15-3	1	26-6	NCAA 2nd
93-94	15-3	2	25-6	NCAA E8
94-95	17-1	1	30-3	NCAA FF
95-96	18-0	1	29-3	NCAA FF
96-97	18-0	1	34-2	NCAA FF
97-98	17-1	1	21-6	NCAA 1st
98-99	14-4	3	18-12	NCAA 1st
99-00	13-5	T2	21-9	NCAA 2nd
00-01	12-6	T1	19-11	NCAA 2nd
01-02	18-0	1	32-3	NCAA 2nd
02-03	15-3	1	27-5	NCAA E8
03-04	14-4	T1	27-7	NCAA E8
04-05	17-1	1	32-3	NCAA E8
05-06	15-3	1	26-8	NCAA E8
06-07	17-1	1	29-5	NCAA 2nd
07-08	16-2	1	35-4	NCAA Final
08-09	17-1	1	33-5	NCAA FF
09-10	18-0	1	36-2	NCAA Final
10-11	18-0	1	33-3	NCAA FF
11-12	18-0	1	35-2	NCAA FF
12-13	17-1	T1	33-3	NCAA S16
13-14	17-1	1	33-4	NCAA FF
14-15	13-5	T3	26-10	NCAA S16

NorCal Conference member from 1978-1984
WCAA member from 1984-1985
Pac-West Conference member in 1985-1986
Pac-12 Conference member since 1986

VANDERVEER'S RECORD

Year	School	Overall	Conf.	Place/Conf
78-79	Idaho	17-8		
79-80	Idaho	25-6		
80-81	Ohio State	17-15		Big Ten
81-82	Ohio State	20-7		Big Ten
82-83	Ohio State	23-5	15-3	T1/Big Ten
83-84	Ohio State	22-7	17-1	1/Big Ten
84-85	Ohio State	28-3	18-0	1/Big Ten
85-86	Stanford	13-15		
86-87	Stanford	14-14	8-10	T6/Pac-10
87-88	Stanford	27-5	14-4	3/Pac-10
88-89	Stanford	28-3	18-0	1/Pac-10
89-90	Stanford	32-1	17-1	1/Pac-10
90-91	Stanford	26-6	16-2	1/Pac-10
91-92	Stanford	30-3	15-3	1/Pac-10
92-93	Stanford	26-6	15-3	1/Pac-10
93-94	Stanford	25-6	15-3	2/Pac-10
94-95*	Stanford	30-3	17-1	1/Pac-10
96-97	Stanford	34-2	18-0	1/Pac-10
97-98	Stanford	21-6	17-1	1/Pac-10
98-99	Stanford	18-12	14-4	3/Pac-10
99-00	Stanford	21-9	13-5	T2/Pac-10
00-01	Stanford	19-11	12-6	T1/Pac-10
01-02	Stanford	32-3	18-0	1/Pac-10
02-03	Stanford	27-5	15-3	1/Pac-10
03-04	Stanford	27-7	14-4	T1/Pac-10
04-05	Stanford	32-3	17-1	1/Pac-10
05-06	Stanford	26-8	15-3	1/Pac-10
06-07	Stanford	29-5	17-1	1/Pac-10
07-08	Stanford	35-4	16-2	1/Pac-10
08-09	Stanford	33-5	17-1	1/Pac-10
09-10	Stanford	36-2	18-0	1/Pac-10
10-11	Stanford	33-3	18-0	1/Pac-10
11-12	Stanford	35-2	18-0	1/Pac-12
12-13	Stanford	33-3	17-1	T1/Pac-12
13-14	Stanford	33-4	17-1	1/Pac-12
14-15	Stanford	26-10	13-5	T3/Pac-12
STAN Total (29 yrs)		801-166	439-65	<i>*on leave during</i>
Career Total (36 yrs)		953-217	472-68	<i>1995-96 season</i>



MCCALL



VANDERVEER



THOMPSON

TEAM OUTLOOK

- Stanford claimed its 11th Pac-12 Tournament title in 14 years and made its eighth-consecutive NCAA Sweet Sixteen appearance. The Cardinal lose Amber Orange and Bonnie Samuelson, but look to a trio of strong juniors in guards **Lili Thompson**, who earned first team All-Pac-12 honors, **Karlie Samuelson** and forward **Erica McCall**, while also returning nine letterwinners.
- It was an uncharacteristic season for the Cardinal that finished a respectable third in the regular season, but it was the lowest finish for the perennial power since 1999 and snapping a streak of 14-consecutive years winning or sharing the Conference regular-season crown.
- Thompson had a breakout season last year, taking on a bigger role after the departure of All-American Chiney Ogwumke. A well-rounded player, she tied for the team scoring lead and was also a three-point threat.
- McCall was a co-captain of the gold medal winning USA World University Games team over the summer. The experience has provided her a level of confidence the team will need if the Cardinal are to reclaim the Pac-12 regular-season crown.
- Sophomore **Kaylee Johnson** had an impressive freshman campaign, earning a starting role in her debut season and was tough under the basket, averaging 9.6 rebounds per game.
- The program's first-ever international recruit, **Alanna Smith** leads a class of four newcomers after leading Australia to third place and was named an All-Star at the FIBA U19 World Championship.



TARA VANDERVEER

Head Coach • 29th Year at Stanford

Alma Mater: Indiana, 1975

801-166 (.832) at Stanford • Overall: 953-217 (.817, 36 years)

VanDerveer was enshrined into the Naismith Basketball Hall of Fame in August, 2011 ... With 927 wins, is one of just five Division I women's basketball head coaches to reach the 900-win mark ... the winningest coach in Pac-12 Conference history ... 14-time Pac-12 Coach of the Year ... Has guided the Cardinal to 22 Conference regular-season titles and 10 tournament crowns ... Her Stanford teams have made 26 NCAA Tournament appearances, winning the national championship in 1990 and 1992.

** On leave coaching the U.S. Olympic team during 1995-96.*

2015-16 STANFORD ROSTER

No.	Name	POS	HT	YR	Hometown/High School (Last School)
00	Alex Green	G	5-6	RS SR	Dallas, Texas/Bishop Lynch HS
1	Lili Thompson	G	5-7	JR	Mansfield, Texas/Timberview HS
2	Shannon Coffee	F/C	6-5	FR	Dayton, Ohio/Centerville HS
5	Kaylee Johnson	F	6-3	SO	Casper, Wyo./Natrona County HS
10	Briana Roberson	G	5-7	JR	Fullerton, Calif./Troy HS
11	Alanna Smith	F	6-3	FR	Victoria, Australia/Wesley College
12	Brittany McPhee	G	6-0	SO	Normandy Park, Wash./Mount Rainier HS
13	Marta Sniezek	G	5-8	FR	McLean, Va./National Cathedral HS [D.C.]
22	Alexa Romano	G	5-10	FR	Albuquerque, N.M./La Cueva HS
24	Erica McCall	F	6-3	JR	Bakersfield, Calif./Ridgeview HS
32	Kailee Johnson	F	6-3	JR	Portland, Ore./Central Catholic HS
34	Tess Picknell	F/C	6-5	SR	Medford, Ore./South Medford HS
44	Karlie Samuelson	G	6-0	JR	Huntington Beach, Calif./Mater Dei HS

Head Coach: Tara VanDerveer (Indiana, 1975), 30th year

Associate Head Coach: Amy Tucker (Ohio State, 1982), 31st year

Assistant Coach: Kate Paye (Stanford, 1995), 9th year

Assistant Coach: Tempie Brown (Michigan, 1990), 3rd year

Letterwinners R/L: 9/3

Starters returning in bold

2015-16 SCHEDULE

Day	Date	Opponent	TV	Time
Fri	N13	at UC Davis		7:30 p.m. PT
Sun	N15	at Gonzaga		1 p.m. PT
Sat	N21	George Washington		TBA
Mon	N23	Santa Clara		7 p.m. PT
Fri-Sun	N27-29	Gulf Coast Showcasse, <i>Estero, Fla.</i>		
Fri	N27	vs. Missouri State		10:30 a.m. ET
Sat	N28	vs. Dayton/Maine		TBA
Sun	N29	vs. TBD		TBA
Sun	D13	at Texas	ESPN	12 p.m. CT
Wed	D16	Tennessee	ESPNU	6 p.m. PT
Sat	D19	Cornell		2 p.m. PT
Tue	D22	CSU Bakersfield		2 p.m. PT
Mon	D28	Chattanooga		7 p.m. PT
Sat	J2	at Arizona*	PAC12	3 p.m. MT
Mon	J4	at Arizona State*	PAC12	6 p.m. MT
Fri	J8	Utah*	PAC12	7 p.m. PT
Sun	J10	Colorado*	PAC12	12 p.m. PT
Fri	J15	at Oregon*	PAC12	6 p.m. PT
Sun	J17	at Oregon State*	PAC12	6 p.m. PT
Fri	J22	at USC*	PAC12	8 p.m. PT
Sun	J24	at UCLA*	PAC12	6 p.m. PT
Fri	J29	Washington*	PAC12	8 p.m. PT
Sun	J31	Washington State*	PAC12	12 p.m. PT
Tue	F2	California*	PAC12	7 p.m. PT
Fri	F5	at California*	PAC12	7 p.m. PT
Fri	F12	Arizona*	PAC12	7:30 p.m. PT
Sun	F14	Arizona State*	PAC12	6 p.m. PT
Fri	F19	at Colorado*	PAC12	8 p.m. MT
Sun	F21	at Utah*	PAC12	2 p.m. MT
Fri	F26	Oregon State*	PAC12	8 p.m. PT
Sun	F28	Oregon*	PAC12	11 a.m. PT
Thu-Sun	M3-6	Pac-12 Tournament, <i>Seattle, Wash.</i>		

* Pac-12 Conference game.

P12N indicates game televised on the Pac-12 Networks.

All times local to site & subject to change.

SERIES

Chattanooga	0-1
Cornell	1st Mtg
CSU Bakersfield	1-0
Dayton	1st Mtg
George Washington	2-0
Gonzaga	6-0
Maine	0-1
Missouri State	1st Mtg
Tennessee	9-23
Texas	6-3
UC Davis	10-7

Arizona	61-13
Arizona State	57-13
California	64-19
Colorado	13-4
Oregon	48-9
Oregon State	53-6
UCLA	59-22
USC	55-20
Utah	18-0
Washington	46-15
Washington State	59-0

HISTORY

All-Time Record	.. 977-304
First Year 1974-75
Pac-12 Record 457-65
Pac-12 Tourney 37-3
NCAA Record 77-27
WNIT Record 0-0

2014-15 RESULTS

Date	Opponent	Score	Hi Pts	Hi Reb
N14	BOSTON COLLEGE	W, 96-63	(26)Thompson	(9)Orange
N17	CONNECTICUT	WOT, 88-86	(24)Thompson	(13)Johnson
N20	TEXAS	LOT, 81-87	(28)Thompson	(13)Johnson
N24	at New Mexico	W, 70-65	(23)Samuelson	(22)Johnson
N28	vs North Carolina	L, 54-70	(15)Thompson	(9)Johnson
N29	at Hawai'i	W, 86-73	(26)Thompson	(9)McCall
N30	vs Prairie View A&M	W, 88-45	(13)McCall	(9)McCall
D14	SANTA CLARA	W, 82-43	(20)Orange	(22)Johnson
D17	at Chattanooga	L, 46-54	(9)Thompson	(12)Johnson
D20	at Tennessee	L, 40-59	(13)Thompson	(8)Johnson
D22	UC DAVIS	W, 71-59	(30)Samuelson	(11)Johnson
D28	UC SANTA BARBARA	W, 90-34	(12)Thompson	(12)McCall
J03	COLORADO	W, 62-55	(26)Orange	(5)Johnson
J05	UTAH	W, 55-44	(17)Orange	(7)Samuelson
J09	at Washington	W, 60-56	(15)Thompson	(13)Johnson
J11	at Washington State	WOT, 86-76	(19)Orange	(15)Johnson
J16	ARIZONA	W, 77-47	(14)Samuelson	(16)McCall
J19	ARIZONA STATE	L, 57-60	(12)Greenfield	(6)McCall
J23	at UCLA	W, 79-70	(21)Samuelson	(17)Johnson
J25	at USC	W, 71-60	(21)Thompson	(6)McCall
J31	WASHINGTON STATE	W, 75-56	(15)Orange	(11)Johnson
F02	WASHINGTON	W, 82-69	(17)Samuelson	(17)Johnson
F06	at Arizona State	L, 52-53	(15)Orange	(11)Johnson
F08	at Arizona	L, 57-60	(13)Thompson	(11)Johnson
F13	USC	W, 79-60	(14)Thompson	(6)Samuelson
F15	UCLA	W, 68-50	(24)Samuelson	(11)Johnson
F18	at California	W, 59-47	(19)Orange	(8)Johnson
F22	CALIFORNIA	L, 53-63	(24)McPhee	(6)McPhee
F26	at Oregon State	W, 69-58	(13)Thompson	(7)Johnson
M01	at Oregon	L, 55-62	(14)Thompson	(11)Johnson
M06	UCLA ^{P12}	W, 67-62	(18)Orange	(8)McCall
M07	Arizona State ^{P12}	W, 59-56	(18)Orange	(10)Johnson
M08	California ^{P12}	W, 61-60	(20)Greenfield	(12)Johnson
M21	CSUN ^{NCAA}	W, 73-60	(19)Greenfield	(10)Johnson
M23	Oklahoma ^{NCAA}	W, 86-76	(24)Orange	(11)McCall
M27	Notre Dame ^{NCAA}	L, 81-60	(17)Samuelson	(10)McCall

P12 indicates Pac-12 Tournament game; NCAA indicates NCAA Tournament game.

2014-15 STANFORD STATISTICS

Overall: 26-10, Pac-12: 13-5/T3rd • Home: 14-3 • Away: 8-5 • Neutral: 4-2

#	PLAYER	G-GS	MIN-AVG	FG-FGA	FG%	3P-ATT	3P%	FT-FTA	FT%	OFF	DEF	TOT	AVG	PF-D	AST	TO	BLK	STL	PTS-AVG
01	Thompson, Lili	35-33	1063-30.4	161-394	.409	45-121	.372	99-126	.786	16	90	106	3.0	54-0	81	78	7	30	466-13.3
	Conference-Only	18-16	564-31.3	78-201	.388	16-57	.281	47-58	.810	10	44	54	3.0	29-0	40	36	2	18	219-12.2
33	Orange, Amber	36-36	1169-32.5	197-421	.468	29-68	.426	54-66	.818	21	124	145	4.0	86-3	127	66	6	65	477-13.3
	Conference-Only	18-18	603-33.5	107-224	.478	17-41	.415	21-26	.808	12	57	69	3.8	46-2	63	33	1	27	252-14.0
41	Samuelson, Bonnie	36-26	930-25.8	98-225	.436	81-185	.438	69-76	.908	15	84	99	2.8	54-0	15	24	15	14	346-9.6
	Conference-Only	18-18	531-29.5	56-129	.434	47-107	.439	24-28	.857	10	57	67	3.7	28-0	12	14	9	8	183-10.2
10	Roberson, Briana	36-6	597-16.6	71-168	.423	20-49	.408	70-83	.843	15	46	61	1.7	53-0	36	54	0	15	232-6.4
	Conference-Only	18-6	367-20.4	43-107	.402	12-34	.353	41-48	.854	10	28	38	2.1	30-0	20	29	0	11	139-7.7
44	Samuelson, Karlie	29-16	667-23.0	65-151	.430	41-103	.398	14-29	.483	14	55	69	2.4	40-0	28	31	3	15	185-6.4
	Conference-Only	17-8	365-21.5	29-76	.382	17-50	.340	10-19	.526	11	34	45	2.6	21-0	13	15	1	10	85-5.0
05	Johnson, Kaylee	36-28	850-23.6	77-148	.520	0-0	.000	57-103	.553	117	227	344	9.6	91-3	14	51	51	24	211-5.9
	Conference-Only	18-16	421-23.4	41-80	.513	0-0	.000	21-46	.457	49	116	165	9.2	47-1	8	27	24	12	103-5.7
24	McCall, Erica	36-18	615-17.1	90-174	.517	0-0	.000	23-45	.511	78	118	196	5.4	50-0	8	35	50	8	203-5.6
	Conference-Only	18-2	279-15.5	39-74	.527	0-0	.000	8-18	.444	34	58	92	5.1	22-0	2	15	27	2	86-4.8
04	Greenfield, Taylor	34-5	585-17.2	61-178	.343	15-58	.259	38-49	.776	22	48	70	2.1	35-0	34	29	1	6	175-5.1
	Conference-Only	17-0	221-13.0	16-55	.291	5-16	.313	18-20	.900	5	23	28	1.6	12-0	15	9	0	3	55-3.2
12	McPhee, Brittany	30-8	298-9.9	33-92	.359	6-31	.194	32-41	.780	29	39	68	2.3	30-0	8	20	15	14	104-3.5
	Conference-Only	14-2	153-10.9	20-53	.377	3-16	.188	13-17	.765	15	20	35	2.5	20-0	3	8	8	4	56-4.0
32	Johnson, Kailee	24-0	182-7.6	11-33	.333	0-0	.000	4-9	.444	14	25	39	1.6	26-0	4	16	13	6	26-1.1
	Conference-Only	13-0	35-2.7	1-4	.250	0-0	.000	0-0	.000	2	5	7	0.5	6-0	0	4	4	0	2-0.2
00	Green, Alex	23-0	93-4.0	9-20	.450	0-6	.000	3-6	.500	2	5	7	0.3	5-0	9	5	0	8	21-0.9
	Conference-Only	13-0	18-1.4	2-5	.400	0-1	.000	0-0	.000	0	0	0	0.0	4-0	2	3	0	3	4-0.3
25	Payne, Erica	23-2	101-4.4	9-17	.529	1-4	.250	1-10	.100	7	14	21	0.9	8-0	1	6	2	6	20-0.9
	Conference-Only	12-2	32-2.7	1-3	.333	0-0	.000	0-2	.000	1	4	5	0.4	2-0	0	2	1	2	2-0.2
31	Rooks, Taylor	12-0	28-2.3	4-11	.364	1-3	.333	0-0	.000	4	3	7	0.6	0-0	1	1	0	0	9-0.8
	Conference-Only	4-0	7-1.8	2-3	.667	0-0	.000	0-0	.000	2	1	3	0.8	0-0	1	0	0	0	4-1.0
23	Camp, Jasmine	15-2	42-2.8	4-14	.286	2-9	.222	0-0	.000	0	4	4	0.3	3-0	4	3	0	0	10-0.7
	Conference-Only	8-2	12-1.5	2-4	.500	0-1	.000	0-0	.000	0	2	2	0.3	1-0	0	1	0	0	4-0.5
34	Picknell, Tess	17-0	55-3.2	3-7	.429	0-0	.000	3-6	.500	6	12	18	1.1	8-0	0	5	3	0	9-0.5
	Conference-Only	8-0	17-2.1	1-1	1.000	0-0	.000	0-2	.000	1	1	2	0.3	1-0	0	2	1	0	2-0.3
TM	TEAM		63-71	134	3.7	0	23	0											
	Conference-Only			32-38	7.0	3.9	0			11			0						
Total		36	7275	893-2053	.435	241-637	.378	467-649	.720	423	9651388	38.6	543-6	370	447	166	211	2494-69.3	
	Conference-Only	18	3625	438-1019	.430	117-323	.362	203-284	.715	194	488 682	37.9	269-3	179	209	78	100	1196-66.4	
Opponents		36	7275	817-2209	.370	192-600	.320	353-521	.678	485	8161301	36.1	609-0	399	444	89	190	2179-60.5	
	Conference-Only	18	3625	396-1082	.366	89-286	.311	165-256	.645	238	425 663	36.8	283-5	201	218	46	86	1046-58.1	

QUICK FACTS

Location Los Angeles, Calif.
 Founded 1919
 Enrollment 42,163
 Colors Blue & Gold
 Home Court Pauley Pavilion (13,800)
 Press Row Phone (310) 825-1899
 Chancellor Dr. Gene D. Block
 Faculty Rep Dr. Michael Teitell
 Athletic Director Daniel G. Guerrero
 Senior Assoc. AD/SWA Petrina Long
 Head Coach Cori Close
 Assoc. Dir./WBB SID Ryan Finney
 Finney Office (310) 206-4701
 Fax (310) 825-8664
 Email rfinney@athletics.ucla.edu
 Website www.uclabruins.com

YEAR-BY-YEAR RECORD

(since 1981-82)

Year	Conf.	Place	Overall	Postseason
81-82	7-5	4	16-14	
82-83	9-5	3	18-11	NCAA 1st
83-84	6-8	5	17-12	
84-85	10-4	2	20-10	NCAA 2nd
85-86	3-5	5	12-16	
86-87	11-7	4	18-10	
87-88	12-6	4	19-11	
88-89	8-10	T4	12-16	
89-90	12-6	3	17-12	NCAA 1st
90-91	10-8	T4	15-13	
91-92	12-6	T3	21-10	NCAA S16
92-93	8-10	7	13-14	
93-94	10-8	5	15-12	
94-95	5-13	T8	10-17	
95-96	8-10	T6	13-14	
96-97	7-11	6	13-14	
97-98	14-4	T2	20-9	NCAA 2nd
98-99	15-3	T1	26-8	NCAA E8
99-00	12-6	4	18-11	NCAA 1st
00-01	5-13	10	6-23	
01-02	4-14	8	9-20	
02-03	12-6	4	18-11	
03-04	11-7	T3	17-13	NCAA 1st
04-05	10-8	6	16-12	
05-06	12-6	3	21-11	NCAA 2nd
06-07	7-11	7	14-18	
07-08	10-8	T4	16-15	
08-09	9-9	T4	19-12	
09-10	15-3	2	25-9	NCAA 2nd
10-11	16-2	2	28-5	NCAA 2nd
11-12	9-9	T5	14-16	
12-13	14-4	3	26-8	NCAA 2nd
13-14	7-11	8	13-18	
14-15	8-10	6	19-18	WNIT Champions

WCAA member from 1976-1985
 Pac-West Conference member in 1985-1986
 Pac-12 Conference member since 1986



TEAM OUTLOOK

- The Bruins entered last season with high amounts of expectations after the No. 1 recruiting class, which included seven freshmen, in the nation took to the floor. But a preseason schedule that included three of the four NCAA Tournament Final Four participants, as well as four additional non-conference foes that made the Big Dance, may have been too much to tackle for the young squad right off the bat. But UCLA finished the season strong, regaining confidence and consistency, and won the WNIT to cap the season on a win.
- That blockbuster freshman class, led by Pac-12 Freshman of the Year **Jordin Canada**, are now experienced sophomores with hard lessons learned. They are anxious to show the country what the Bruins can do. The team's second-leading scorer, Canada has a solid all-around game and led the team in assists.
- Also back is talented senior **Nirra Fields**. The team's lading scorer, she also led the team in rebounding as a guard. Fields had an impressive summer leading Team Canada to a gold medal at the 2015 FIBA Americas Championship, giving her added confidence as she going into her final collegiate campaign.
- UCLA also appears to have overcome injuries from the last few years. Starters junior **Kari Korver** and senior **Kacy Swain** were back at full strength last year after both sat out the 2013-14 campaign due to injuries. Korver returned to being a strong threat from the three-point line, while Swain acted as the utility player that contributed a little bit of everything all over the court.
- UCLA still has a tough schedule ahead, facing South Carolina in the third game of the season, but a more experienced squad should be able to better handle the pressures this time around.



CORI CLOSE

Head Coach • 5th Year at UCLA

Alma Mater: UC Santa Barbara, 1993

72-60 (.545) at UCLA • Overall: 72-60 (.545, 4 Years)

In just her second year in Westwood, Close took a below-.500 team to a third place Pac-12 finish, a 26-8 record and a NCAA Tournament second round appearance ... Close returned to UCLA after serving on the Bruins' coaching staff in 1994 and 1995 ... Prior to her return, coached in 15-consecutive NCAA Tournaments as an associate or assistant coach with stops at Florida State, UC Santa Barbara and UCLA ... Spent seven seasons as an associate head coach at FSU, guiding the Seminoles into a nationally-recognized program.

2015-16 UCLA ROSTER

CLOSE'S RECORD

Year	School	Overall	Conf.	Place/Conf
11-12	UCLA	14-16	9-9	T5/Pac-12
12-13	UCLA	26-8	14-4	3/Pac-12
13-14	UCLA	13-18	7-11	8/Pac-12
14-15	UCLA	19-18	8-10	6/Pac-12
UCLA Total (4 yrs)		72-60	38-34	
Career Total (4 yrs)		72-60	38-34	

No.	Name	POS	HT	YR	Hometown/High School (Last School)
1	Nicole Kornet	G	6-1	RS SR	Dallas, Texas/Liberty Christian HS
2	Kari Korver	G	5-9	JR	Paramount, Calif./Valley Christian HS
3	Jordin Canada	G	5-6	SO	Los Angeles, Calif./Windward HS
4	Ashley Hearn	F	6-4	FR	Rowlett, Texas/Sachse HS
10	Kacy Swain	F	6-3	SR	Los Angeles, Calif./St. Bernard's HS
11	Lajahna Drummer	F	6-1	SO	Inglewood, Calif./Long Beach Poly HS
20	Dominique Williams	G	5-8	JR	Phoenix, Ariz./St. Mary's Catholic HS
21	Nirra Fields	G	5-9	SR	Montreal, QC, Canada/Mater Dei HS
22	Kennedy Burke	G	6-1	FR	Northridge, Calif./Sierra Canyon School
23	Kelli Hayes	G	6-0	SO	San Jose, Calif./Archbishop Mitty HS
24	Paulina Hersler	F	6-3	SO	Malmö, Sweden/Igelstavikens Gymnasium
25	Monique Billings	F	6-1	SO	Corona, Calif./Santiago HS
32	Chrissy Baird	G	6-1	SO	Wheaton, Ill./Wheaton North HS

Head Coach: Cori Close (UC Santa Barbara, 1993), 5th year

Assistant Coach: Shannon Perry (Iowa, 1998), 5th year

Assistant Coach: Tony Newman (UC Santa Barbara, 1992), 5th year

Assistant Coach: Jenny Huth (Colorado, 2002), 5th year

Letterwinners R/L: 10/4

Starters returning in bold

2015-16 SCHEDULE

Day	Date	Opponent	TV	Time
Fri	N13	St. John's		5 p.m. PT
Fri	N20	James Madison		7 p.m. PT
Sun	N22	South Carolina		1 p.m. PT
Fri-Sat.....N27-28... Junkanoo Jam, <i>Freeport, Bahamas.</i>				
Fri	N27	vs. Louisiana Tech		10 a.m. ET
Sat	N28	vs. Denver/Notre Dame		10:15 a.m./12:15 p.m. ET
Sat	D5	CSU Bakersfield		2 p.m. PT
Sun	D13	at Michigan	BTN	5 p.m. ET
Wed	D16	UC Irvine		7 p.m. PT
Fri	D18	at Sacramento State		7:05 p.m. PT
Mon	D21	at California*	PAC12	6 p.m. PT
Mon	D28	at UC Riverside		7 p.m. PT
Wed	D30	USC*	PAC12	7 p.m. PT
Sat	J2	Oregon*	PAC12	2 p.m. PT
Mon	J4	Oregon State*	PAC12	7 p.m. PT
Sun	J10	at USC*	PAC12	6 p.m. PT
Fri	J15	at Washington*	PAC12	6 p.m. PT
Sun	J17	at Washington State*	PAC12	12 p.m. PT
Fri	J22	California*	PAC12	6 p.m. PT
Sun	J24	Stanford*	PAC12	6 p.m. PT
Fri	J29	at Colorado*		7 p.m. MT
Sun	J31	at Utah*		2 p.m. MT
Fri	F5	at Arizona State*	PAC12	6 p.m. MT
Sun	F7	at Arizona*		1 p.m. MT
Fri	F12	Washington State*		7 p.m. PT
Sun	F14	Washington*	ESPNU	11 a.m. PT
Fri	F19	at Oregon*		6 p.m. PT
Sun	F21	at Oregon State*	PAC12	6 p.m. PT
Fri	F26	Arizona*	PAC12	8 p.m. PT
Sun	F28	Arizona State*	PAC12	11 a.m. PT
Thu.-Sun.	M3-6	Pac-12 Tournament, <i>Seattle, Wash.</i>		

* Pac-12 Conference game.
P12N indicates game televised on the Pac-12 Networks.
All times local to site & subject to change.

SERIES

Cincinnati	0-1
Connecticut	0-2
James Madison	0-3
Miami (Fla.)	1st Mtg
Nebraska	1st Mtg
North Carolina	4-4
Notre Dame	9-6
Sacramento State	3-0
Samford	1st Mtg
Texas	6-4
UC Riverside	4-0
Arizona	51-21
Arizona State	49-26
California	47-19
Colorado	4-4
Oregon	33-25
Oregon State	44-19
Stanford	22-56
USC	35-47
Utah	7-3
Washington	28-29
Washington State	49-7
HISTORY	
All-Time Record	729-486
First Year	1974-75
Pac-12 Record	293-229
Pac-12 Tourney	15-13
NCAA Record	11-12
WNIT Record	6-0

2014-15 RESULTS

Date	Opponent	Score	Hi Pts	Hi Reb
N08	at Nebraska	L, 49-77	(17)Lemberger	(7)Nyingifa
N14	at James Madison	LOT, 87-91	(26)Fields	(10)Canada
N16	at North Carolina	L, 68-84	(21)Fields	(12)Billings
N23	TEXAS	L, 65-75	(19)Fields	(8)Fields
N28	NEBRASKA	L, 66-71	(14)Canada	(10)Fields
D02	CINCINNATI	W, 66-58	(15)Korver	(13)Fields
D10	UC RIVERSIDE	W, 57-43	(11)Fields	(5)Costa/Fields
D12	SACRAMENTO STATE	W, 92-83	(22)Korver	(12)Fields
D18	vs Miami	L, 67-74	(15)Fields	(9)Drummer
D19	vs Samford	W, 71-52	(21)Fields	(7)Canada
D21	vs Connecticut	L, 50-86	(14)Korver	(6)Billings
D28	NOTRE DAME	L, 67-82	(20)Fields	(5)Korver/Billings
D30	at USC	W, 59-52	(17)Caldwell	(11)Drummer
J03	OREGON STATE	L, 47-65	(20)Fields	(8)Billings
J05	OREGON	L, 46-62	(13)Korver	(10)Swain
J09	at Utah	W, 49-46	(16)Canada	(6)Korver
J11	at Colorado	W, 90-84	(17)Korver	(6)Costa/Canada
J18	USC	W, 71-60	(23)Korver	(7)Swain
J23	STANFORD	L, 70-79	(22)Fields	(9)Billings
J25	CALIFORNIA	L, 57-72	(19)Fields	(10)Swain
J31	at Oregon	L, 65-67	(15)Fields	(9)Swain
F02	at Oregon State	L, 64-82	(19)Canada	(4)Billings
F06	COLORADO	W, 72-65	(24)Fields	(4)Drummer
F08	UTAH	W, 58-45	(16)Canada/Fields	(9)Costa
F12	at California	L, 64-70	(14)Fields	(7)Costa/Fields
F15	at Stanford	L, 50-68	(10)Canada	(7)Hayes
F20	ARIZONA STATE	L, 56-68	(17)Fields	(9)Swain
F22	ARIZONA	W, 75-41	(12)Hayes	(11)Costa
F26	at Washington State	W, 74-69	(14)Fields	(13)Costa
F28	at Washington	L, 61-74	(15)Korver	(11)Drummer
M05	Arizona	W, 75-41	(21)Fields	(7)Billings
M06	Stanford	L, 67-62	(15)Canada	(11)Swain
M19	CSU Bakersfield	W, 70-54	(26)Fields	(11)Fields
M22	San Diego	W, 63-58	(22)Fields	(9)Costa
M26	Northern Colorado	W, 74-60	(26)Fields	(8)Fields/Drummer
M29	St. Mary's	W, 82-66	(13)Canada	(4)Swain/Fields
A01	Michigan	W, 69-65	(21)Korver	(6)Canada
A04	West Virginia	W, 62-60	(31)Canada	(8)Drummer

P12 indicates Pac-12 Tournament game.; WNIT indicates WNIT game.

2014-15 UCLA STATISTICS

Overall: 19-18, Pac-12: 10-8/6th • Home: 10-8 • Away: 7-7 • Neutral: 2-3

#	PLAYER	G-GS	MIN-AVG	FG-FGA	FG%	3P-ATT	3P%	FT-FTA	FT%	OFF	DEF	TOT	AVG	PF-D	AST	TO	BLK	STL	PTS-AVG
21	Fields, Nirra	36-33	1132-31.4	212-547	.388	37-136	.272	80-128	.625	56	139	195	5.4	75-1	66	104	12	81	541-15.0
	Conference-Only	17-15	524-30.8	91-252	.361	15-59	.254	40-56	.714	18	55	73	4.3	34-0	30	43	6	39	237-13.9
03	Canada, Jordyn	34-30	1024-30.1	141-375	.376	3-23	.130	117-151	.775	20	96	116	3.4	70-1	148	120	3	69	402-11.8
	Conference-Only	16-15	512-32.0	68-197	.345	0-7	.000	51-65	.785	4	41	45	2.8	29-0	68	57	3	27	187-11.7
02	Korver, Kari	37-36	1043-28.2	109-259	.421	74-179	.413	80-97	.825	51	85	136	3.7	87-1	54	43	4	21	372-10.1
	Conference-Only	18-17	519-28.8	50-121	.413	34-89	.382	36-45	.800	19	38	57	3.2	41-0	24	19	2	11	170-9.4
05	Caldwell, Reece	17-8	429-25.2	42-125	.336	21-75	.280	12-16	.750	1	33	34	2.0	20-0	43	26	2	7	117-6.9
	Conference-Only	6-3	143-23.8	21-52	.404	9-26	.346	4-4	1.000	0	14	14	2.3	1-0	14	5	1	2	55-9.2
25	Billings, Monique	37-2	611-16.5	81-173	.468	0-0	.000	51-107	.477	77	107	184	5.0	70-0	12	59	50	38	213-5.8
	Conference-Only	18-2	281-15.6	39-90	.433	0-0	.000	23-49	.469	38	42	80	4.4	35-0	8	28	24	17	101-5.6
11	Drummer, Lajahna	37-1	613-16.6	74-191	.387	0-0	.000	50-93	.538	71	112	183	4.9	89-4	14	49	14	21	198-5.4
	Conference-Only	18-0	294-16.3	33-90	.367	0-0	.000	18-36	.500	31	55	86	4.8	36-1	4	22	8	10	84-4.7
34	Costa, Corinne	35-28	773-22.1	81-182	.445	0-0	.000	13-22	.591	49	117	166	4.7	73-2	34	35	61	17	175-5.0
	Conference-Only	18-16	419-23.3	42-108	.389	0-0	.000	5-7	.714	27	71	98	5.4	39-1	20	15	29	12	89-4.9
10	Swain, Kacy	35-25	503-14.4	54-156	.346	0-1	.000	40-53	.755	65	93	158	4.5	74-2	11	59	14	19	148-4.2
	Conference-Only	18-11	258-14.3	26-70	.371	0-1	.000	22-31	.710	32	64	96	5.3	30-1	6	25	7	11	74-4.1
23	Hayes, Kelli	36-1	433-12.0	37-81	.457	3-11	.273	11-16	.688	30	31	61	1.7	34-0	18	24	8	17	88-2.4
	Conference-Only	18-1	247-13.7	22-46	.478	0-1	.000	7-12	.583	21	20	41	2.3	21-0	12	10	6	8	51-2.8
13	Livulo, Luiana	35-18	367-10.5	37-87	.425	0-1	.000	9-18	.500	24	42	66	1.9	44-1	17	17	11	11	83-2.4
	Conference-Only	16-7	147-9.2	13-41	.317	0-1	.000	2-7	.286	9	18	27	1.7	17-0	4	7	4	4	28-1.8
22	Poteet, Madeline	23-1	197-8.6	17-33	.515	12-26	.462	2-2	1.000	1	10	11	0.5	3-0	17	8	1	9	48-2.1
	Conference-Only	15-1	122-8.1	8-17	.471	5-13	.385	0-0	.000	0	5	5	0.3	1-0	15	5	0	4	21-1.4
24	Hersler, Paulina	27-0	143-5.3	15-48	.313	8-23	.348	7-9	.778	7	16	23	0.9	15-0	2	16	0	2	45-1.7
	Conference-Only	11-0	52-4.7	6-17	.353	4-9	.444	5-7	.714	1	7	8	0.7	8-0	0	6	0	0	21-1.9
20	Williams, Dominique	26-2	144-5.5	5-9	.556	2-4	.500	1-6	.167	3	18	21	0.8	11-0	15	11	1	7	13-0.5
	Conference-Only	14-2	74-5.3	3-5	.600	1-2	.500	1-4	.250	3	7	10	0.7	7-0	5	6	0	3	8-0.6
32	Baird, Chrissy	8-0	13-1.6	1-2	.500	0-0	.000	1-2	.500	0	2	2	0.3	2-0	0	1	1	0	3-0.4
	Conference-Only	4-0	8-2.0	1-2	.500	0-0	.000	0-0	.000	0	1	1	0.3	2-0	0	1	0	0	2-0.5
TM	TEAM									72	74	146	3.9	0		12			
	Conference-Only									33	35	68	3.8	0		4			
Total		37	7425	906-2268	.399	160-479	.334	474-720	.658	527	975	1502	40.6	667-12	451	584	182	319	2446-66.1
	Conference-Only	18	3600	423-1108	.382	68-208	.327	214-323	.663	236	473	709	39.4	301-3	210	253	90	148	1128-62.7
Opponents		37	7425	855-2228	.384	246-765	.322	504-698	.722	494	957	1451	39.2	614-0	509	589	113	256	2460-66.5
	Conference-Only	18	3600	417-1078	.387	124-383	.324	211-304	.694	235	499	734	40.8	282-5	258	285	56	110	1169-64.9

QUICK FACTS

Location Los Angeles, Calif.
Founded 1880
Enrollment 33,000
Colors Cardinal & Gold
Home Court Galen Center (10,258)
Press Row Phone (213) 740-3900
President C.L. Max Nikias
Faculty Rep Clare Pastore
Athletic Director Pat Haden
Associate AD/SWA Donna Heinel
Head Coach Cynthia Cooper
Sports Information Director Tim Tessalone
Asst. Dir./WBB SID Darcy Couch
Office/Fax (213) 740-3808/740-7584
Cell (213) 725-3447
Email dcouch@usc.edu
Website www.usctrojans.com

YEAR-BY-YEAR RECORD

(since 1981-82)

Year	Conf.	Place	Overall	Postseason
81-82	9-3	2	23-4	NCAA S16
82-83	13-1	1	31-2	NCAA Champion
83-84	13-1	1	29-4	NCAA Champion
84-85	10-4	2	21-9	NCAA 2nd
85-86	8-0	1	31-5	NCAA FF
86-87	15-3	1	22-8	NCAA 2nd
87-88	15-3	2	22-8	NCAA 2nd
88-89	8-10	T4	12-16	
89-90	6-12	7	8-19	
90-91	11-7	3	18-12	NCAA 2nd
91-92	14-4	2	23-8	NCAA S16
92-93	14-4	2	22-7	NCAA 2nd
93-94	16-2	1	26-4	NCAA E8
94-95	10-8	5	18-10	NCAA 1st
95-96	8-10	T6	13-14	
96-97	13-5	3	20-9	NCAA 2nd
97-98	7-11	6	12-15	
98-99	3-15	T9	7-20	
99-00	10-8	T5	16-14	WNIT 2nd
00-01	8-10	T6	13-15	
01-02	11-7	T4	16-14	WNIT 2nd
02-03	8-10	T5	14-17	
03-04	11-7	T3	15-13	
04-05	12-6	T2	20-11	NCAA 2nd
05-06	11-7	T4	19-12	NCAA 2nd
06-07	10-8	5	17-13	
07-08	10-8	T4	17-13	
08-09	9-9	T4	17-15	
09-10	12-6	3	19-12	
10-11	10-8	4	24-13	WNIT Final
11-12	12-6	3	18-12	
12-13	7-11	7	11-20	
13-14	11-7	5	22-13	NCAA 1st
14-15	7-11	T7	15-15	

WCAA member from 1976-1985
Pac-West Conference member in 1985-1986
Pac-12 Conference member since 1986

COOPER'S RECORD

Year	School	Overall	Conf.	Place/Conf
05-06	Prairie View A&M	7-21	6-12	T8/SWAC
06-07	Prairie View A&M	19-14	14-4	1/SWAC
07-08	Prairie View A&M	22-12	15-3	1/SWAC
08-09	Prairie View A&M	23-11	17-1	1/SWAC
09-10	Prairie View A&M	15-14	12-6	2/SWAC
10-11	UNC Wilmington	24-9	14-4	2/CAA
11-12	UNC-Wilmington	20-13	11-7	T4/CAA
12-13	Texas Southern	20-12	16-2	1/SWAC
13-14	USC	22-13	11-7	4/Pac-12
14-15	USC	15-15	7-11	T7/Pac-12
USC Total (2 yrs)		37-28	18-18	
Career Total (10 yrs)		187-134	123-57	



ADAMS



COOPER-DYKE



BARRETT

TEAM OUTLOOK

- After winning the program's first-ever Pac-12 Tournament title in 2013-14 and making a NCAA Tournament appearance that year for the first time since 2006, the Trojans had a hard time replicating that effort, going .500 on the season. Head coach **Cynthia Cooper-Dyke** will have to steer USC on the right path and has a good foundation to do so.
- Cooper-Dyke welcomes back three starters from last year's team and hope to make up for the losses of the top-three scorers and top-two rebounders, including All-Pac-12 pick Alexyz Vaoletama. Redshirt junior **Jordan Adams** appears to be ready to take on a bigger role in 2015-16. A starter in all but two games, she appears to have shaken off old injuries. Averaging 7.3 points and 5.5 rebounds per game last year, she is a former WBCA High School All-American and McDonald's All-American, and has the talent to shoulder the responsibility.
- Junior **Courtney Jaco** and senior **Brianna Barrett** are also key contributors. Barrett was the team's second-leading assist leader, just four total assists less than Adams (107 vd. 111). Jaco was a long-distance scoring threat, hitting a team-high 48 threes on .375 shooting.
- The Trojans will also need to improve from the free throw line and on defense if they expect to make any moves up the standings. USC ranked second-to-last from the foul line and last in field goal percentage defense. It lost seven games last year by 10 points or less.



CYNTHIA COOPER-DYKE

Head Coach • 3rd Year at USC

Alma Mater: USC, 1986

37-28 (.569) at USC • Overall: 187-134 (.583, 10 Years)

In her first year, USC won its first-ever Pac-12 Tournament crown and made a return to the NCAA Tournament since 2006 ... Has resurrected three collegiate programs, including taking a team at Prairie View A&M that had never had a winning season prior to her arrival to three-straight SWAC titles ... Spent 2012-13 at Texas Southern, guiding the team to a conference title, a 20-12 record and a first-ever postseason berth ... As a legendary player, Cooper helped USC to a pair of NCAA Championships as a guard from 1982-86 ... A Hall of Fame player, won an Olympic Gold medal and four WNBA titles in her professional career.

2015-16 USC ROSTER

No.	Name	POS	HT	YR	Hometown/High School (Last School)
1	Jordan Adams	G	6-1	RS JR	Irvine, Calif./Mater Dei HS
2	Khaedin Taito	G	5-11	FR	Hastings, New Zealand/Palm Beach Currumbin HS
10	Courtney Jaco	G	5-8	JR	Compton, Calif./Windward School
13	Marguerite Effa	F	6-3	FR	Los Angeles, Calif./Fairfax HS
14	Sadie Edwards	G	5-10	SO	Meridan, Conn./Blair Academy (Connecticut)
21	Aliyah Mazyck	G	5-9	FR	Charlotte, N.C./Myers Park HS
23	Brianna Barrett	G	5-7	SR	Winnetka, Calif./Oaks Christian HS
25	Alexis Lloyd	G	5-10	RS JR	Chicago, Ill./Whitney Young HS (Virginia Tech)
30	Candela Abejon	G	6-1	FR	Gijon, Spain/IES Universidad (Univ. de Oviedo)
32	Dani Milisic	F	6-3	FR	Sydney, Australia/Blacktown Girls HS
35	Kristen Simon	F	6-1	SO	Gardena, Calif./Windward School
41	Temi Fagbenle	F	6-4	GS	London, England/Blair Academy (Harvard)

Head Coach: Cynthia Cooper (USC, 1986), 3rd year

Associate Head Coach: Beth Burns (Ohio Wesleyan, 1979), 2nd year

Assistant Coach: Jualeah Woods (USC, 1994), 3rd year

Assistant Coach: Taja Edwards (Fresno State, 2011), 2nd year

Letterwinners R/L: 5/6
Starters returning in bold

2015-16 SCHEDULE

Day	Date	Opponent	TV	Time
Fri	N13	Hope International		12 p.m. PT
Mon	N16	Santa Clara		4 p.m. PT
Sun-Mon	N22-23	Naimsmith Memorial Hall of Fame Challenge, Spokane, Wash.		
Sun	N22	vs. Grand Canyon		4 p.m. PT
Mon	N23	vs. West Virginia		8 p.m. PT
Tue	N24	at Gonzaga		6 p.m. PT
Sun	N29	vs. Iona*		12 p.m. ET
Fri	D4	Southern Utah		7 p.m. PT
Sun	D6	UNLV		2 p.m. PT
Sun	D13	Long Beach State		4 p.m. PT
Fri-Sun	D18-20	Women of Troy Classic, Los Angeles, Calif.		
Fri	D18	Florida A&M		6 p.m. PT
Sun	D20	Albany/UC Davis		1 p.m. PT
Mon	D28	UC Irvine		7 p.m. PT
Wed	D30	at UCLA*		7 p.m. PT
Sat	J2	Oregon State*		4 p.m. PT
Mon	J4	Oregon*		5 p.m. PT
Sun	J10	UCLA*		6 p.m. PT
Fri	J15	at Washington State*		8 p.m. PT
Sun	J17	at Washington*		2 p.m. PT
Fri	J22	Stanford*		8 p.m. PT
Sun	J24	California*		2 p.m. PT
Fri	J29	at Utah*		7 p.m. MT
Su	J31	at Colorado*		7 p.m. MT
Fri	F5	at Arizona*		8 p.m. MT
Sun	F7	at Arizona State*		2 p.m. MT
Fri	F12	Washington*		7 p.m. PT
Sun	F14	Washington State*		4 p.m. PT
Fri	F19	at Oregon State*		8 p.m. PT
Sun	F21	at Oregon*		2 p.m. PT
Fri	F26	Arizona State*		6 p.m. PT
Sun	F28	Arizona*		2 p.m. PT
Thu-Sun	M3-6	Pac-12 Tournament, Seattle, Wash.		

* Pac-12 Conference game.
 1 at Mohegan Sun Arena, Uncasville, Conn.
 P12N indicates game televised on the Pac-12 Networks.
 All times local to site & subject to change.

SERIES

Florida A&M	1st Mtg
Gonzaga	2-2
Grand Canyon	1st Mtg
Hope International	1st Mtg
Iona	1-4
Long Beach State	23-29
Santa Clara	2-0
Southern Utah	1st Mtg
UNLV	1st Mtg
West Virginia	1st Mtg
Arizona	54-20
Arizona State	54-20
California	37-27
Colorado	6-4
Oregon	43-17
Oregon State	41-20
Stanford	20-53
UCLA	47-39
Utah	7-5
Washington	29-31
Washington State	44-15

HISTORY

All-Time Record	716-455
First Year	1976-77
Pac-12 Record	377-246
Pac-12 Tourney	13-13
NCAA Record	29-14
WNIT Record	7-3

2014-15 RESULTS

Date	Opponent	Score	Hi Pts	Hi Reb
N15	at South Carolina	L, 61-70	(11)Calvert/Horn	(6)Simon
N17	at Davidson	W, 99-64	(15)Jaco (5)Horn/Edelman	
N21	at Long Beach State	WOT, 90-85	(19)Vaiioletama (7)Simon	
N23	FRESNO STATE	W, 68-50	(12)Jaco/Vaiioletama(9)Horn	
N28	vs Sam Houston State	W, 88-67	(19)Calvert (11)Vaiioletama	
N29	at SMU	W, 64-57	(13)Horn (9)Horn	
D06	at Saint Mary's	L, 58-64	(11)Barrett/Jaco (9)Adams	
D09	CSU NORTHBRIDGE	WOT, 85-74	(24)Vaiioletama (11)Simon	
D14	SACRAMENTO STATE	W, 101-99	(26)Alofaituli (15)Horn	
D18	LMU	W, 96-54	(18)Calvert (7)Edelman	
			(18)Barrett	
D21	OKLAHOMA STATE	L, 62-66	(20)Vaiioletama (8)Horn	
D30	UCLA	L, 52-59	(16)Calvert (10)Vaiioletama	
J03	OREGON	W, 70-54	(13)Adams (13)Vaiioletama	
J05	OREGON STATE	L, 66-76	(24)Vaiioletama (6)Barrett	
			(6)Vaiioletama	
J09	at Colorado	W, 81-61	(20)Vaiioletama (7)Horn	
			(20)Calvert	
J11	at Utah	W, 46-43	(13)Barrett (9)Simon	
J18	at UCLA	L, 60-71	(17)Vaiioletama	
			(12)Vaiioletama	
J23	CALIFORNIA	L, 53-67	(15)Vaiioletama (11)Simon	
J25	STANFORD	L, 60-71	(21)Adams (11)Horn	
J31	at Oregon State	L, 35-68	(10)Horn (7)Simon	
F02	at Oregon	L, 57-63	(14)Jaco (8)Horn	
F06	UTAH	W, 73-54	(16)Calvert (10)Vaiioletama	
F08	COLORADO	W, 66-51	(15)Horn (7)Horn	
			(7)Vaiioletama	
F13	at Stanford	L, 60-79	(14)Vaiioletama (11)Horn	
F15	at California	W, 65-54	(17)Horn (9)Adams	
			(17)Vaiioletama	
F20	ARIZONA	W, 77-51	(14)Calvert (9)Simon	
F22	ARIZONA STATE	LO2, 73-76	(18)Vaiioletama	
			(12)Vaiioletama	
F26	at Washington	L, 48-60	(13)Horn (9)Horn/Adams	
F28	at Washington State	L, 62-68	(18)Calvert (7)Barrett	
M05	vs. Colorado ^{P12}	L, 75-63	(18)Barrett (7)Vaiioletama	
			(7)Adams	

P12 indicates Pac-12 Tournament game.

2014-15 USC STATISTICS

Overall: 15-15, Pac-12: 8-6/T7th • Home: 8-6 • Away: 6-8 • Neutral: 1-1

#	PLAYER	G-GS	MIN-AVG	FG-FGA	FG%	3P-ATT	3P%	FT-FTA	FT%	OFF	DEF	TOT	AVG	PF-D	AST	TO	BLK	STL	PTS-AVG
21	Vaiioletama, Alexyz	27-27	759-28.1	128-272	.471	12-39	.308	56-81	.691	56	129	185	6.9	78-0	29	48	15	42	324-12.0
	Conference-Only	16-16	473-29.6	72-160	.450	7-26	.269	39-56	.696	31	90	121	7.6	39-0	12	24	8	22	190-11.9
13	Horn, Kaneisha	30-30	776-25.9	113-271	.417	2-11	.182	82-120	.683	78	128	206	6.9	95-3	41	62	15	33	310-10.3
	Conference-Only	18-18	508-28.2	71-173	.410	0-6	.000	50-72	.694	41	86	127	7.1	60-2	26	42	9	18	192-10.7
05	Calvert, McKenzie	27-27	693-25.7	102-299	.341	36-106	.340	35-52	.673	23	34	57	2.1	55-0	29	58	9	26	275-10.2
	Conference-Only	16-7	449-28.1	57-191	.298	17-65	.262	21-32	.656	13	22	35	2.2	35-0	18	34	6	16	152-9.5
23	Barrett, Brianna	30-30	887-29.6	96-264	.364	8-33	.242	89-131	.679	43	69	112	3.7	65-1	107	81	5	60	289-9.6
	Conference-Only	18-18	544-30.2	50-155	.323	8-22	.364	44-64	.688	33	42	75	4.2	38-1	55	50	1	29	152-8.4
01	Adams, Jordan	29-28	916-31.6	89-207	.430	9-42	.214	24-53	.453	61	91	152	5.2	44-0	111	64	17	40	211-7.3
	Conference-Only	18-18	588-32.7	57-133	.429	6-28	.214	12-26	.462	42	57	99	5.5	29-0	57	40	13	25	132-7.3
32	Alofaituli, Kiki	12-2	230-19.2	34-71	.479	0-1	.000	17-20	.850	10	35	45	3.8	26-1	11	26	3	7	85-7.1
	Conference-Only	1-0	9-9.0	0-1	.000	0-0	.000	0-0	.000	0	1	1	1.0	0-0	0	0	0	0	0-0.0
10	Jaco, Courtney	30-24	813-27.1	75-180	.417	48-128	.375	11-14	.786	13	13	26	0.9	31-0	45	27	0	43	209-7.0
	Conference-Only	18-12	470-26.1	36-99	.364	20-69	.290	6-6	1.000	7	8	15	0.8	19-0	17	13	0	20	98-5.4
35	Simon, Kristen	26-0	450-17.3	72-175	.411	0-0	.000	29-56	.518	58	84	142	5.5	68-1	16	24	9	9	173-6.7
	Conference-Only	15-0	272-18.1	47-116	.405	0-0	.000	13-31	.419	35	52	87	5.8	42-0	6	13	3	3	107-7.1
43	Okonkwo, Amy	27-1	193-7.1	35-68	.515	0-5	.000	20-33	.606	26	32	58	2.1	21-0	5	7	4	7	90-3.3
	Conference-Only	15-1	119-7.9	17-37	.459	0-2	.000	10-20	.500	12	19	31	2.1	12-0	2	3	3	4	44-2.9
03	Butler, Chyanne	1-0	10-10.0	1-2	.500	0-1	.000	0-0	.000	0	1	1	1.0	0-0	3	1	0	0	2-2.0
	Conference-Only	0-0	0-0.0	0-0	.000	0-0	.000	0-0	.000	0	0	0	0.0	0-0	0	0	0	0	0-0.0
25	Lloyd, Alexis	24-1	263-11.0	14-47	.298	2-15	.133	9-16	.563	13	16	29	1.2	29-0	15	19	0	11	39-1.6
	Conference-Only	15-0	172-11.5	9-29	.310	1-11	.091	6-12	.500	8	7	15	1.0	18-0	12	8	0	5	25-1.7
24	Edelman, Drew	21-0	110-5.2	15-33	.455	0-0	.000	2-9	.222	15	22	37	1.8	11-0	1	10	2	0	32-1.5
	Conference-Only	13-0	46-3.5	6-15	.400	0-0	.000	0-5	.000	7	6	13	1.0	1-0	1	2	0	0	12-0.9
TM	TEAM									53	62	115	3.8	0		6			
	Conference-Only									33	34	67	3.7	0		5			
	Total	30	6100	774-1889	.410	117-381	.307	374-585	.639	449	716	1165	38.8	523-6	413	433	79	278	2039-68.0
	Conference-Only	18	3650	422-1109	.381	59-229	.258	201-324	.620	262	424	686	38.1	293-3	206	234	43	142	1104-61.3
	Opponents	30	6100	721-1679	.429	130-390	.333	379-569	.666	339	765	1104	36.8	509-0	352	526	108	223	1951-65.0
	Conference-Only	18	3650	422-988	.427	73-234	.312	209-318	.657	194	486	680	37.8	276-4	211	282	71	121	1126-62.6

QUICK FACTS

Location Salt Lake City, Utah
 Founded 1850
 Enrollment 32,077
 Colors Crimson and White
 Home Court Jon M. Huntsman Center (15,000)
 Press Row Phone (801) 581-6657
 President David W. Pershing, Ph.D
 Faculty Rep Karen Paisley
 Athletic Director Dr. Chris Hill
 Senior Assoc. AD/SWA Nona Richardson
 Head Coach Lynne Roberts
 Sr. Assoc. AD/Communications Liz Abel
 Asst. Dir./WBB SID Mike DeVine
 Office/Fax (801) 581-8997/581-4358
 Cell (801) 580-4502
 Email mdevine@huntsman.utah.edu
 Website www.utahutes.com

YEAR-BY-YEAR RECORD

(since 1981-82)

Year	Conf.	Place	Overall	Postseason
81-82	7-3		18-11	
82-83	11-1		22-7	NCAA 1st
83-84	9-3		19-12	WNIT
84-85	8-4		16-12	
85-86	11-1		21-8	NCAA 1st
86-87	10-2		20-7	
87-88	9-1		19-9	
88-89	9-1		24-6	NCAA 1st
89-90	6-4		20-10	NCAA 1st
90-91	9-3		20-10	NCAA 1st
91-92	10-4		22-8	
92-93	9-5		19-10	
93-94	9-5		12-14	
94-95	12-2		23-7	NCAA 2nd
95-96	12-2		21-8	NCAA 1st
96-97	15-1		25-6	NCAA 2nd
97-98	11-3		21-6	NCAA 1st
98-99	12-2		21-7	WNIT 1st
99-00	11-3	1	23-8	NCAA 1st
00-01	14-0	1	28-4	NCAA S16
01-02	8-6	5	15-12	
02-03	12-2	1	24-7	NCAA 2nd
03-04	12-2	T1	24-7	
04-05	12-2	T1	26-8	NCAA 2nd
05-06	12-4	2	27-7	NCAA E8
06-07	10-6	5	19-14	WNIT 1st
07-08	16-0	1	27-5	NCAA 1st
08-09	13-3	T1	23-10	NCAA 2nd
09-10	10-6	T3	23-12	WNIT 2nd
10-11	7-9	T4	18-17	NCAA 1st
11-12	8-10	T7	16-16	WNIT 2nd
12-13	8-10	6	23-14	WNIT Final
13-14	4-14	11	12-19	
14-15	3-15	T11	9-21	

IAC member from 1974-1982

HCAC member from 1982-1989

Western Athletic Conference member from 1990-1999

Mountain West member from 1999-2011

Pac-12 Conference member since 2012

ROBERTS' RECORD

Year	School	Overall	Conf.	Place/Conf
02-03	Chico State	17-10	15-7	T2/CCAA
03-04	Chico State	17-11	13-9	T4/CCAA
04-05	Chico State	24-8	16-4	1/CCAA
05-06	Chico State	28-4	18-2	1/CCAA
06-07	Pacific	22-8	12-2	8/BWC
07-08	Pacific	14-16	9-7	4/BWC
08-09	Pacific	14-16	8-8	4/BWC
09-10	Pacific	23-6	12-4	8/BWC
10-11	Pacific	22-9	11-5	7/BWC
11-12	Pacific	18-14	9-7	T3/BWC
12-13	Pacific	27-8	14-4	1/BWC
13-14	Pacific	18-13	12-6	3/WCC
14-15	Pacific	21-10	13-3	T3/WCC

UTAH Total First season
 Div. I Only (5 yrs) 179-100 100-46
 Career Total (13 yrs) 221-177 138-92



BOCLAIR




ROBERTS



RODRIGUEZ

TEAM OUTLOOK

- Utah heads into the first year under head coach **Lynne Roberts** and after finishing tied for last in the Conference standings, the Utes are looking to turn things around in 2015-16.
- The Utes return three starters this season and will rely on senior guard **Danielle Rodriguez**, who averaged 8.6 points per game, and sophomore forward **Tanaeya Bocclair**, who averaged 9.0 points per game last year. Sophomore **Tanaeya Bocclair** is also back after earning a starting spot as a freshman last year.
- Utah was hit with significant injuries to significant players last year and the Utes had a hard time recovering. Redshirt sophomore **Emily Potter** returns after being sidelined all of last season with an injury. As a freshman in 2013-14, she and Rodriguez were the only ones to start every game. Potter was the team's second-leading scorer and second-leading rebounder, earning Pac-12 Freshman of the Week honors after recording a double-double in an upset-win at BYU.
- Redshirt sophomore forward **Malia Nawahine** also returns this season after missing 27 games due to injury (13.3 ppg) in 2014-15. A former Gatorade Player of the Year for the state of Utah, she averaged 5.5 points and 2.8 rebounds per game.
- The Utes are also basking in a new state-of-the-art basketball facility that has not only motivated the current Utes to perform, but will attract some of the top talents in the country, paving the way for a promising future in Salt Lake City.



LYNNE ROBERTS

Head Coach • 1st Year at Utah

Alma Mater: Seattle Pacific, 2001

0-0 (.000) at Utah • Overall: 221-177 (.555, 13 Years)

Takes over the Utah staff after a nine-year stint at Pacific ... Voted 2014-15 West Coast Conference Co-Coach of the Year after leading the Tigers to a 20-win season and third place in the WCC ... Champions an up-tempo type of game and in 13 seasons as a head coach, her teams have averaged 71.2 points per game. ... Led the Tigers to postseason appearances in each of the last four seasons, a program-long streak ... Inherited a Pacific squad that won just 11 games combined the previous two seasons before she arrived and won the Big West Conference in 2012-13 ... Spent four seasons at Division II Chico State, winning the CAA crown twice.

2015-16 UTAH ROSTER

No.	Name	POS	HT	YR	Hometown/High School (Last School)
0	Jordanna Porter	F	5-11	FR	Killeen, Texas/Ellison HS
1	Gabrielle Bowie	G	5-9	SO	San Antonio, Texas/Johnson HS
2	Jada Matthews	F	6-1	SO	Long Beach, Calif./Poly HS
3	Malia Nawahine	F	5-10	RS SO	Springville, Utah/Springville HS
10	Nakia Arquette	F	6-1	RS JR	Spokane, Wash./Lewis and Clark HS
11	Erika Bean	G	5-8	FR	Sacramento, Calif./Bradshaw Christian HS
12	Emily Potter	F	6-5	RS SO	Winnipeg, Manitoba/Glenlawn Collegiate HS
13	Devri Owens	G	5-8	RS SO	Plano, Texas/Plano West HS
14	Paige Crozon	G	6-1	RS JR	Humboldt, Saskatchewan/Humboldt Coll. Inst.
20	Katie Kuklok	G	5-10	RS SR	Poway, Calif./Poway HS (Utah Valley)
21	Wendy Anae	F	6-3	JR	San Diego, Calif./Cathedral Catholic HS
22	Danielle Rodriguez	G	5-10	SR	Downey, Calif./Warren HS
23	Daneesha Provo	G	6-0	SO	Dartmouth, Nova Scotia/Kent School (Conn.)
32	Tanaeya Bocclair	F	6-0	SO	San Antonio, Texas/Brennan HS
33	Joetsa Fatuesi	C	6-4	SO	Santa Clara, Calif./Wilcox HS

Head Coach: Lynne Roberts (Seattle Pacific, 2001), 1st year
Assistant Coach: Gavin Petersen (Hawai'i Pacific, 1999), 1st year
Assistant Coach: Danyelle Snelgro (Utah State, 2009), 1st year
Assistant Coach: Wesley Brooks (West Virginia, 2004), 1st year

Letterwinners R/L: 10/4
Starters returning in bold

2015-16 SCHEDULE

Day	Date	Opponent	TV	Time
Fri	N13	South Dakota		4:45 p.m. MT
Tue	N17	Lamar		7 p.m. MT
Fri	N20	George Mason		7 p.m. MT
Thu-Fri	N26-27	Junkanoo Jam, Freeport, Bahamas		
Thu	N26	vs. Oklahoma		4:15 p.m. ET
Fri	N27	Boston College		8 p.m. ET
Fri	D4	CSUN		7 p.m. MT
Wed	D9	Creighton		7 p.m. MT
Sat	D12	at BYU		2 p.m. MT
Sat	D19	Fresno State		7 p.m. MT
Thu	D22	at Utah State		1 p.m. MT
Tue	D29	UC Davis		7 p.m. MT
Sat	J2	Washington State*	PAC12	5 p.m. MT
Mon	J4	Washington*	PAC12	6 p.m. MT
Fri	J8	at Stanford*		7 p.m. PT
Sun	J10	at California*		2 p.m. PT
Fri	J15	at Arizona*		7 p.m. MT
Sun	J17	at Arizona State*	PAC12	12 p.m. MT
Fri	J22	Oregon State*	PAC12	4 p.m. MT
Sun	J24	Oregon*		2 p.m. MT
Fri	J29	USC*	PAC12	7 p.m. MT
Sun	J31	UCLA*		2 p.m. MT
Thu	F4	Colorado*	PAC12	6 p.m. MT
Sun	F7	at Colorado*	PAC12	12 p.m. MT
Fri	F12	at Oregon*		6 p.m. PT
Sun	F14	at Oregon State*		1 p.m. PT
Fri	F19	California*		6 p.m. MT
Sun	F21	Stanford*	PAC12	2 p.m. MT
Thu	F25	at Washington*		7 p.m. PT
Sat	F27	at Washington State*	PAC12	11 a.m. PT
Thu.-Sun.	M3-6	Pac-12 Tournament, Seattle, Wash.		

* Pac-12 Conference game.
P12N indicates game televised on the Pac-12 Networks.
All times local to site & subject to change.

SERIES

Boston College	1-0
BYU	63-38
Cal St. Northridge.. 1st Mtg	
Creighton	7-6
Fresno State	12-3
George Mason	1st Mtg
Lamar	1st Mtg
Oklahoma	0-3
South Dakota	1st Mtg
UC Davis	1st Mtg
Utah State	35-2
Arizona	16-5
Arizona State	10-8
California	4-11
Colorado	12-14
Oregon	9-11
Oregon State	7-12
Stanford	0-18
UCLA	3-9
USC	5-9
Washington	8-10
Washington State	11-5

HISTORY

All-Time Record	.846-385
First Year	1974-75
Pac-12 Record	23-49
Pac-12 Tournney	2-4
NCAA Record	9-17
WNIT Record	9-10

2014-15 RESULTS

Date	Opponent	Score	Hi Pts	Hi Reb
N14	SAN JOSE STATE	WOT, 100-87	(36)Wicijowski	(19)Wicijowski
N20	at Creighton	L, 56-64	(14)Wicijowski	(13)Wicijowski
N23	at Nebraska	L, 43-66	(14)Boclair	(6)Crozon
N28	vs Ole Miss	L, 38-52	(15)Boclair	(13)Wicijowski
N29	vs Portland	L, 50-58	(18)Wicijowski	(9)Wicijowski
D03	UTAH STATE	W, 63-57	(20)Wicijowski	(17)Wicijowski
D06	UNLV	W, 62-49	(14)Wilson	(10)Fatusi
D10	IDAHO STATE	W, 59-40	(16)Fatusi	(7)Fatusi
D13	BYU	L, 56-60	(15)Wicijowski	(13)Wicijowski
D20	LOUISIANA TECH	W, 67-52	(17)Wicijowski	(9)Fatusi
D29	CHARLOTTE	W, 54-52	(17)Wicijowski	(10)Wicijowski
J03	at California	L, 49-67	(13)Rodriguez	(6)Wicijowski
J05	at Stanford	L, 44-55	(14)Wicijowski	(9)Wicijowski
J09	UCLA	L, 46-49	(14)Wicijowski	(9)Wicijowski
J11	USC	L, 43-46	(14)Crozon	(10)Fatusi
J14	at Colorado	LOT, 72-77	(29)Wicijowski	(14)Wicijowski
J18	COLORADO	L, 54-73	(14)Rodriguez	(8)Fatusi
J23	at Washington State	L, 54-63	(23)Wicijowski	(9)Wicijowski
J25	at Washington	L, 51-63	(14)Boclair	(11)Wicijowski
J30	ARIZONA	W, 62-48	(16)Wicijowski	(10)Fatusi
F01	ARIZONA STATE	L, 48-58	(15)Boclair	(8)Fatusi
F06	at USC	L, 54-73	(21)Wicijowski	(8)Fatusi
F08	at UCLA	L, 45-58	(11)Rodriguez	(10)Boclair
F13	WASHINGTON	W, 69-61	(20)Wicijowski	(9)Wicijowski
F15	WASHINGTON STATE	L, 52-61	(20)Wicijowski	(11)Wicijowski
F20	OREGON	W, 66-64	(16)Wilson	(6)Arquette
F22	OREGON STATE	L, 42-52	(12)Fatusi	(8)Wicijowski
F27	at Arizona State	L, 42-46	(13)Wilson	(14)Wicijowski
M01	at Arizona	L, 41-64	(12)Fatusi	(9)Fatusi
M05	Washington ^{P12}	L, 75-64	(16)Fatusi	(11)Wicijowski

P12 indicates Pac-12 Tournament game.

2014-15 UTAH STATISTICS

Overall: 9-21, Pac-12: 3-15/T11th • Home: 9-7 • Away: 0-11 • Neutral: 0-3

#	PLAYER	G-GS	MIN-AVG	FG-FGA	FG%	3P-ATT	3P%	FT-FTA	FT%	OFF	DEF	TOT	AVG	PF-D	AST	TO	BLK	STL	PTS-AVG
11	Wicijowski, Taryn	30-30	1083-36.1	162-337	.481	4-20	.200	101-144	.701	77	196	273	9.1	83-0	82	85	29	25	429-14.3
	Conference-Only	18-18	652-36.2	95-204	.466	2-14	.143	59-85	.694	42	101	143	7.9	49-0	47	52	12	13	251-13.9
03	Nawahine, Malia	3-3	93-31.0	14-35	.400	5-14	.357	7-8	.875	3	5	8	2.7	12-1	4	6	1	1	40-13.3
	Conference-Only	0-0	0-0.0	0-0	.000	0-0	.000	0-0	.000	0	0	0	0.0	0-0	0	0	0	0	0-0.0
32	Boclair, Tanaeya	30-30	841-28.0	98-237	.414	17-53	.321	57-86	.663	29	82	111	3.7	60-1	26	88	13	15	270-9.0
	Conference-Only	18-18	539-29.9	57-145	.393	9-33	.273	33-54	.611	23	49	72	4.0	40-1	15	58	11	11	156-8.7
22	Rodriguez, Danielle	29-29	1018-35.1	88-227	.388	23-64	.359	50-84	.595	12	116	128	4.4	81-2	105	55	26	30	249-8.6
	Conference-Only	17-17	619-36.4	56-147	.381	14-40	.350	36-58	.621	4	68	72	4.2	47-1	54	34	14	19	162-9.5
05	Wilson, Cheyenne	30-12	862-28.7	71-242	.293	43-150	.287	13-23	.565	14	54	68	2.3	54-2	33	49	2	18	198-6.6
	Conference-Only	18-11	562-31.2	49-162	.302	24-90	.267	5-10	.500	10	36	46	2.6	32-1	20	31	1	14	127-7.1
33	Fatusi, Joeseta	29-24	658-22.7	78-195	.400	8-46	.174	25-37	.676	39	147	186	6.4	61-1	18	41	11	10	189-6.5
	Conference-Only	17-17	426-25.1	47-121	.388	4-23	.174	7-14	.500	26	88	114	6.7	41-1	12	26	5	5	105-6.2
14	Crozon, Paige	23-18	605-26.3	47-114	.412	24-71	.338	2-26	.808	14	45	59	2.6	52-1	9	30	5	9	139-6.0
	Conference-Only	11-7	293-26.6	18-50	.360	5-28	.179	13-17	.765	7	21	28	2.5	18-0	4	13	0	4	54-4.9
10	Arquette, Nakia	29-1	470-16.2	30-94	.319	10-44	.227	6-6	1.000	19	67	86	3.0	48-0	11	15	7	6	76-2.6
	Conference-Only	18-1	302-16.8	17-56	.304	9-27	.333	4-4	1.000	10	40	50	2.8	32-0	5	9	5	2	47-2.6
24	Nawahine, Valerie	17-0	136-8.0	11-30	.367	4-13	.308	3-7	.429	6	17	23	1.4	16-0	6	12	1	4	29-1.7
	Conference-Only	12-0	91-7.6	8-21	.381	3-9	.333	0-3	.000	6	15	21	1.8	9-0	4	7	1	2	19-1.6
13	Owens, Devri	6-2	104-17.3	2-27	.074	1-20	.050	3-3	1.000	1	16	17	2.8	11-1	14	13	0	2	8-1.3
	Conference-Only	0-0	0-0.0	0-0	.000	0-0	.000	0-0	.000	0	0	0	0.0	0-0	0	0	0	0	0-0.0
21	Anae, Wendy	17-0	70-4.1	3-10	.300	0-0	.000	5-6	.833	5	7	12	0.7	11-0	3	5	0	0	11-0.6
	Conference-Only	11-0	50-4.5	2-8	.250	0-0	.000	4-4	1.000	5	5	10	0.9	9-0	1	4	0	0	8-0.7
02	Matthews, Jada	18-0	62-3.4	2-10	.200	1-2	.500	3-6	.500	3	3	6	0.3	17-0	2	5	0	2	8-0.4
	Conference-Only	11-0	48-4.4	1-8	.125	1-2	.500	2-4	.500	3	3	6	0.5	12-0	2	3	0	0	5-0.5
01	Bowie, Gabrielle	11-1	48-4.4	0-5	.000	0-2	.000	0-0	.000	0	1	1	0.1	9-0	3	5	0	1	0-0.0
	Conference-Only	9-1	43-4.8	0-5	.000	0-2	.000	0-0	.000	0	1	1	0.1	9-0	3	3	0	0	0-0.0
TM	TEAM										58	49	107	3.6	2	15			
	Conference-Only										31	28	59	3.3	2	8			
	Total	30	6050	606-1563	.388	140-499	.281	294-436	.674	280	805	1085	36.2	517-9	316	424	95	123	1646-54.9
	Conference-Only	18	3625	350-927	.378	71-268	.265	163-253	.644	167	455	622	34.6	300-4	167	248	49	70	934-51.9
	Opponents	30	6049	629-1643	.383	136-381	.357	396-540	.733	287	747	1034	34.5	461-0	270	310	99	223	1790-59.7
	Conference-Only	18	3625	377-958	.394	76-192	.396	248-332	.747	170	452	622	34.6	269-3	156	183	65	137	1078-59.9

QUICK FACTS

Location Seattle, Wash.
 Founded 1861
 Enrollment 31,474
 Colors Purple & Gold
 Home Court Alaska Airlines (10,000)
 Press Row Phone (206) 543-2230
 Interim President Ana Mari Cauce
 Faculty Rep Frank Hodge
 Athletic Director Scott Woodward
 Senior Assoc. AD/SWA Stephanie Rempe
 Head Coach Mike Neighbors
 Communications Dir Jeff Bechthold
 Asst. Dir./WBB SID Ricky Brackett
 Office/Fax (206) 543-2230/543-5000
 Cell (206) 790-6368
 Email rbrack@uw.edu
 Website www.gohuskies.com

YEAR-BY-YEAR RECORD

(since 1981-82)

Year	Conf.	Place	Overall	Postseason
81-82	0-4	3	16-10	
82-83	7-5	4	15-12	
83-84	8-4	4	17-8	
84-85	11-0	1	26-2	
85-86	10-2	1	24-6	
86-87	14-4	2	23-7	NCAA 2nd
87-88	16-2	1	25-5	NCAA 2nd
88-89	15-3	2	23-10	NCAA 2nd
89-90	17-1	T1	28-3	NCAA E8
90-91	15-3	2	24-5	NCAA 2nd
91-92	9-9	6	17-11	
92-93	11-7	3	17-12	NCAA 2nd
93-94	12-6	4	21-8	NCAA 2nd
94-95	13-5	2	25-9	NCAA S16
95-96	10-8	T3	16-13	
96-97	12-6	T4	17-11	NCAA 1st
97-98	9-9	T5	18-10	NCAA 1st
98-99	11-7	5	16-13	WNIT 2nd
99-00	4-14	9	8-22	
00-01	12-6	T1	22-10	NCAA E8
01-02	12-6	T2	19-12	WNIT QF
02-03	13-5	T2	22-8	NCAA 1st
03-04	9-9	6	18-13	WNIT 2nd
04-05	9-9	7	14-16	
05-06	11-7	T4	19-11	NCAA 2nd
06-07	11-7	4	18-13	NCAA 1st
07-08	8-10	6	13-18	
08-09	3-15	10	8-22	
09-10	7-11	T6	13-18	WBI 2nd
10-11	6-12	T7	11-17	
11-12	8-10	T7	20-14	WNIT QF
12-13	11-7	5	21-12	WNIT 2nd
13-14	10-8	6	20-14	WNIT QF
14-15	11-7	5	23-10	NCAA 1st

NWBL member from 1977-1982
 NorPac Conference member from 1982-1986
 Pac-12 member since 1986



PLUM



NEIGHBORS



WALTON

TEAM OUTLOOK

- In his second year as the Huskies' coach, **Mike Neighbors** led the Huskies to their fourth-consecutive 20-win season and the program's first NCAA Tournament appearance since 2007.
- While UW loses guard Jazmine Davis, a four-time All-Pac-12 pick and the school's all-time leading scorer, and all-time leading rebounder Aminah Williams, Washington has depth in scoring ability with junior all-Conference guard **Kelsey Plum**. Plum is one of the countries' most prolific scorers averaging over 20 points per game in her first two seasons. Now healthy after playing with a hand injury last season, she is relentless and a scoring threat from anywhere on the court. And while she is known for her scoring, she also dished out over 100 assists last year and was 12th in the Pac-12 in steals per game (1.55 spg).
- New faces include assistant coach **Morgan Valley**, a three-time NCAA Champion as a player at Connecticut and **Deja Strother**, a post player from Inglemoor High School who was named a high school McDonald's All-American.
- Neighbors returns three starters in all, with redshirt senior **Talía Walton** and redshirt sophomore **Brianna Ruiz**. Walton has established herself as one of the Pac-12's top rebounders, ranking in the top 10 in the league in rebounding average. The Huskies welcome back a total of 10 returners that saw action last season.
- Health has been a factor for the Huskies the last few years and if Washington is going to make a repeat NCAA appearance, they will need to stay relatively injury free.



MIKE NEIGHBORS

Head Coach • 3rd Year at Washington

Alma Mater: Arkansas, 1993

43-23 (.651) at Washington • Overall: 43-23 (.651, 2 years)

Promoted to head coach on April 21, 2013 after previously serving as the top assistant for two seasons at Washington ... Led the Huskies to their first NCAA Tournament since 2007 ... First head coaching stint for Neighbors arriving at UW after serving as an assistant at Xavier for four years, and as an assistant at Colorado and Arkansas ... Known as an excellent recruiter, has helped sign eight All-Americans while nine of his players have been drafted in the WNBA ... The Huskies are coming off four-consecutive 20-win seasons, a feat they have not accomplished since the 1988, 1989, 1990 and 1991 seasons.

NEIGHBOR'S RECORD

Year	School	Overall	Conf.	Place/Conf
13-14	Washington	20-14	10-8	6/Pac-12
14-15	Washington	23-10	11-7	5/Pac-12
WASH Total (2 yrs)		43-23	21-15	
Career Total (2 yrs)		43-23	21-15	

2015-16 WASHINGTON ROSTER

No.	Name	POS	HT	YR	Hometown/High School (Last School)
0	Chantel Osahor	F/C	6-2	JR	Phoenix, Ariz./Saint Mary's HS
1	Hannah Johnson	F	6-1	RS FR	Los Angeles, Calif./Bishop Alemany HS
3	Talía Walton	F	6-2	RS SR	Federal Way, Wash./Federal Way HS
10	Kelsey Plum	G	5-8	JR	Poway, Calif./La Jolla Country Day
11	Mathilde Gilling	F/C	6-3	SR	Rungsted Kyst, Denmark/Rungsted Gymnasium
13	Katie Collier	F/C	6-3	RS JR	Covington, Wash./Seattle Christian HS
14	Heather Corral	G/F	6-1	RS JR	Vancouver, Wash./Prairie HS
15	Khalia Lark	G/F	6-0	SO	Irvine, Calif./Mater Dei HS
20	Kelli Kingma	G	5-8	SO	Mill Creek, Wash./Henry M. Jackson HS
22	Alexus Atchley	G	5-9	SR	Yorba Linda, Calif./Yorba Linda HS
23	Brianna Ruiz	G	5-10	RS SO	Sacramento, Calif./Del Oro HS
34	Deja Strother	C	6-5	FR	Kenmore, Wash./Inglemoor HS
42	Mackenzie Wieburg	G	5-9	SO	Sammamish, Wash./Issaquah HS

Head Coach: Mike Neighbors (Arkansas, 1993), 3rd year

Assistant Coach: Adia Barnes (Arizona, 1998), 4th year

Assistant Coach: Fred Castro (Oklahoma, 2004), 3rd year

Assistant Coach: Morgan Valley (Connecticut, 2004), 1st year

Letterwinners R/L: 7/2
Starters returning in bold

2015-16 SCHEDULE

Day	Date	Opponent	TV	Time
Sat.	N14	Santa Clara		2 p.m. PT
Wed.	N18	Seattle		7 p.m. PT
Fri.	N20	at Fresno State		7 p.m. PT
Mon.	N23	San Diego State		7 p.m. PT
Fri-Sun	N27-28	South Point Shootout, Las Vegas, Nev.		
Fri.	N27	vs. Syracuse		6:45 p.m. PT
Sat.	N28	vs. Texas Tech		6:45 p.m. PT
Wed.	D2	Portland		7 p.m. PT
Sun.	D6	Oklahoma	PAC12	3:30 p.m. PT
Sat.	D12	at South Dakota		8 p.m. CT
Fri.	D18	UC Riverside		7 p.m. PT
Mon.	D21	Weber State		7 p.m. PT
Tue.	D29	at Washington State*	PAC12	8 p.m. PT
Sat.	J2	at Colorado*	PAC12	1 p.m. MT
Mon.	J4	at Utah*	PAC12	6 p.m. MT
Fri.	J8	Arizona State*	PAC12	7 p.m. PT
Sun.	J10	Arizona*	PAC12	2 p.m. PT
Fri.	J15	UCLA*	PAC12	6 p.m. PT
Sun.	J17	USC*	PAC12	2 p.m. PT
Sat.	J23	Washington State*	PAC12	2 p.m. PT
Fri.	J29	at Stanford*	PAC12	8 p.m. PT
Sun.	J31	at California*	PAC12	2 p.m. PT
Fri.	F5	Oregon State*	PAC12	6 p.m. PT
Sun.	F7	Oregon*		12 p.m. PT
Fri.	F12	at USC*		7 p.m. PT
Sun.	F14	at UCLA*	ESPNU	11 a.m. PT
Fri.	F19	at Arizona*		7 p.m. MT
Sun.	F21	at Arizona State*	PAC12	12 p.m. MT
Thu.	F25	Utah*		7 p.m. PT
Sat.	F27	Colorado*	PAC12	1 p.m. PT
Thu.-Sun.	M3-6	Pac-12 Tournament, Seattle, Wash.		

* Pac-12 Conference game.
P12N indicates game televised on the Pac-12 Networks.
All times local to site & subject to change.

SERIES

Fresno State	5-1
Oklahoma	2-1
Portland	11-1
San Diego State	1-0
Santa Clara	3-2
Seattle	15-3
South Dakota	1-0
Syracuse	1st Mtg
Texas Tech	2-5
UC Riverside	1-0
Warner Pacific	1st Mtg
Weber State	3-1
Arizona	38-21
Arizona State	29-30
California	44-21
Colorado	7-8
Oregon	48-43
Oregon State	54-34
Stanford	15-45
UCLA	30-28
USC	33-28
Utah	10-8
Washington State	67-13
HISTORY	
All-Time Record	746-445
First Year	1974-75
Pac-12 Record	309-213
Pac-12 Tourney	7-14
NCAA Record	15-17
WNIT Record	11-6
WBI Record	1-1

2014-15 RESULTS

Date	Opponent	Score	Hi Pts	Hi Reb
N14	at Oklahoma	L, 80-90	(45)Plum	(10)Williams
N20	SOUTH DAKOTA	W, 96-82	(37)Plum	(10)Williams
N23	YALE	W, 81-51	(28)Plum	(11)Williams
N27	vs Florida State	W, 80-68	(24)Davis	(12)Oshahor
N28	vs Hartford	W, 81-70	(30)Plum	(13)Williams
N29	vs Furman	W, 101-69	(26)Davis	(11)Walton
D04	at Seattle	W, 102-69	(20)Plum	(13)Williams
D07	at Portland	W, 80-45	(20)Plum	(10)Williams
D14	GRAMBLING	W, 84-53	(26)Plum	(11)Oshahor
D18	at San Diego State	W, 69-48	(30)Plum	(9)Williams
D20	at UC Riverside	W, 74-71	(21)Plum	(8)Oshahor
			(8)Walton	(8)Williams
D29	TEXAS A&M	W, 70-49	(32)Plum	(15)Williams
J03	at Arizona State	L, 48-62	(17)Plum	(11)Williams
J05	at Arizona	W, 79-69	(27)Davis	(12)Williams
			(12)Walton	
J09	STANFORD	L, 56-60	(16)Plum	(15)Williams
J11	CALIFORNIA	W, 79-77	(30)Plum	(10)Williams
J16	at Oregon	W, 91-69	(35)Plum	(11)Williams
J19	at Oregon State	L, 67-75	(22)Walton	(8)Williams
J23	COLORADO	W, 85-82	(25)Davis	(7)Williams
			(7)Oshahor	
J25	UTAH	W, 63-51	(26)Plum	(9)Oshahor
J31	at California	L, 58-82	(19)Davis	(8)Williams
F02	at Stanford	L, 69-82	(17)Williams	(13)Williams
F06	OREGON STATE	W, 76-67	(21)Davis	(13)Oshahor
F08	OREGON	W, 70-55	(20)Plum	(10)Walton
F13	at Utah	L, 61-69	(22)Plum	(6)Oshahor
F15	at Colorado	W, 79-67	(28)Plum	(9)Williams
F20	WASHINGTON STATE	L, 72-83	(23)Davis	(8)Davis
F22	at Washington State	W, 83-43	(22)Walton	(10)Oshahor
			(22)Plum	
F26	USC	W, 60-48	(27)Plum	(11)Williams
F28	UCLA	W, 74-61	(22)Plum	(11)Williams
M05	Utah ^{P12}	W, 75-64	(29)Davis	(11)Williams
M06	California ^{P12}	L, 69-53	(21)Davis	(7)Williams
M20	Miami ^{NCAA}	L, 86-80	(17)Plum	(10)Williams

P12 indicates Pac-12 Tournament game.; NCAA indicates NCAA Tournament game.

2014-15 WASHINGTON STATISTICS

Overall: 23-10, Pac-12: 11-7/5th • Home: 11-2 • Away: 8-6 • Neutral: 4-2

#	PLAYER	G-GS	MIN-AVG	FG-FGA	FG%	3P-ATT	3P%	FT-FTA	FT%	OFF	DEF	TOT	AVG	PF-D	AST	TO	BLK	STL	PTS-AVG
10	Plum, Kelsey	33-33	1213-36.8	235-544	.432	69-173	.399	207-231	.896	23	99	122	3.7	86-2	108	91	8	51	746-22.6
	Conference-Only	18-18	680-37.8	116-296	.392	34-92	.370	106-117	.906	10	61	71	3.9	48-0	52	52	1	23	372-20.7
32	Davis, Jazmine	33-33	1198-36.3	164-429	.382	45-135	.333	152-193	.788	15	79	94	2.8	66-0	143	104	4	56	525-15.9
	Conference-Only	18-18	664-36.9	84-221	.380	28-72	.389	82-105	.781	10	45	55	3.1	33-0	63	58	1	34	278-15.4
03	Walton, Talia	31-30	898-29.0	158-343	.461	59-150	.393	29-43	.674	33	146	179	5.8	69-1	28	41	43	32	404-13.0
	Conference-Only	16-15	501-31.3	84-185	.454	31-80	.388	16-21	.762	20	76	96	6.0	32-0	11	17	18	18	215-13.4
23	Williams, Aminah	33-33	1004-30.4	109-208	.524	12-41	.293	60-91	.659	105	203	308	9.3	72-1	18	58	15	48	290-8.8
	Conference-Only	18-18	566-31.4	58-123	.472	8-30	.267	26-35	.743	52	111	163	9.1	37-0	11	31	6	22	150-8.3
00	Oshahor, Chantel	33-5	697-21.1	61-144	.424	26-77	.338	21-32	.656	32	179	211	6.4	85-2	53	26	15	28	169-5.1
	Conference-Only	18-3	410-22.8	34-89	.382	13-45	.289	17-26	.654	17	98	115	6.4	45-1	33	12	9	17	98-5.4
21	Ruiz, Brianna	33-28	780-23.6	50-138	.362	34-100	.340	17-21	.810	9	54	63	1.9	35-0	40	21	5	12	151-4.6
	Conference-Only	18-18	436-24.2	23-74	.311	19-56	.339	4-7	.571	3	27	30	1.7	16-0	21	15	2	4	69-3.8
13	Collier, Katie	29-1	301-10.4	35-60	.583	0-0	.000	11-13	.846	30	38	68	2.3	50-0	4	15	19	2	81-2.8
	Conference-Only	17-0	173-10.2	20-37	.541	0-0	.000	6-7	.857	13	23	36	2.1	27-0	2	8	12	1	46-2.7
15	Lark, Khalia	23-0	198-8.6	17-39	.436	11-27	.407	11-14	.786	10	21	31	1.3	12-0	5	13	0	3	56-2.4
	Conference-Only	13-0	110-8.5	7-21	.333	4-13	.308	9-11	.818	7	8	15	1.2	5-0	4	7	0	2	27-2.1
20	Kingma, Kelli	21-2	187-8.9	8-47	.170	5-34	.147	10-16	.625	3	11	14	0.7	16-0	7	6	0	7	31-1.5
	Conference-Only	9-0	26-2.9	0-3	.000	0-3	.000	1-4	.250	1	2	3	0.3	2-0	1	0	0	0	1-0.1
11	Gilling, Mathilde	15-0	73-4.9	4-10	.400	0-0	.000	2-3	.667	9	10	19	1.3	5-0	1	1	5	2	10-0.7
	Conference-Only	6-0	19-3.2	3-3	1.000	0-0	.000	0-0	.000	1	1	2	0.3	2-0	1	0	2	0	6-1.0
22	Atchley, Alexis	11-0	31-2.8	2-6	.333	1-1	1.000	2-12	.167	3	4	7	0.6	4-0	0	2	0	0	7-0.6
	Conference-Only	5-0	11-2.2	1-2	.500	0-0	.000	2-6	.333	0	2	2	0.4	0-0	0	0	0	0	4-0.8
42	Wieburg, Mackenzie	12-0	20-1.7	3-6	.500	0-2	.000	0-0	.000	0	0	0	0.0	5-0	4	1	0	0	6-0.5
	Conference-Only	5-0	4-0.8	2-3	.667	0-1	.000	0-0	.000	0	0	0	0.0	2-0	1	0	0	0	4-0.8
TM	TEAM									51	94	145	4.4	2		3			
	Conference-Only									31	44	75	4.2	2		1			
	Total	33	6600	846-1974	.429	262-740	.354	522-669	.780	323	938	1261	38.2	507-6	411	382	114	241	2476-75.0
	Conference-Only	18	3600	432-1057	.409	137-392	.349	269-339	.794	165	498	663	36.8	251-1	200	201	51	121	1270-70.6
	Opponents	33	6600	810-2095	.387	202-622	.325	364-562	.648	429	877	1306	39.6	552-0	433	430	99	178	2186-66.2
	Conference-Only	18	3600	448-1133	.395	119-357	.333	187-284	.658	224	494	718	39.9	290-3	260	225	54	87	1202-66.8

QUICK FACTS

Location Pullman, Wash.
 Founded 1890
 Enrollment 19,446
 Colors Crimson & Gray
 Home Court Beasley Coliseum (11,671)
 Press Row Phone (509) 335-2684
 Interim President Daniel J. Bernardo
 Faculty Rep Ken Casavant
 Director of Athletics Bill Moos
 Associate AD/SWA Anne McCoy
 Head Coach June Daugherty
 Sports Information Director Bill Stevens
 Asst. Dir./WBB SID Jim Crawford
 Office/Fax (509) 335-5785/335-0267
 Cell (951) 452-6129
 Email j.crawford@wsu.edu
 Website www.wsucougars.com

YEAR-BY-YEAR RECORD

(since 1981-82)

Year	Conf.	Place	Overall	Postseason
81-82	8-7	T2	15-14	
82-83	1-11	9	5-22	
83-84	2-10	T8	7-18	
84-85	3-8	6	9-17	
85-86	4-8	5	11-17	
86-87	2-16	10	10-18	
87-88	6-12	T6	11-17	
88-89	6-12	T8	13-15	
89-90	9-9	T4	17-11	
90-91	10-8	T4	18-11	NCAA 1st
91-92	5-13	8	12-15	
92-93	3-15	T9	7-20	
93-94	3-15	8	8-19	
94-95	9-9	6	16-11	
95-96	8-10	T6	17-12	
96-97	4-14	8	10-17	
97-98	6-12	T7	12-15	
98-99	5-13	8	11-16	
99-00	1-17	10	4-24	
00-01	6-12	9	11-17	
01-02	0-18	10	2-27	
02-03	1-17	10	2-26	
03-04	2-16	10	6-22	
04-05	2-16	9	6-22	
05-06	2-16	10	8-20	
06-07	1-17	10	5-24	
07-08	2-16	10	5-25	
08-09	4-14	T8	11-19	
09-10	2-16	9	8-22	
10-11	6-12	T7	8-23	
11-12	5-13	11	13-20	
12-13	6-12	8	11-20	
13-14	9-9	7	17-17	WNIT 1st
14-15	7-11	T7	17-15	WNIT 1st

NWBL member from 1977-1982
 NorPac member from 1982-1986
 Pac-12 member since 1986

DAUGHERTY'S RECORD

Year	School	Overall	Conf.	Place/Conf
89-90	Boise State	19-12	11-5	T2/Big Sky
90-91	Boise State	11-16	8-8	5/Big Sky
91-92	Boise State	22-7	14-2	1/Big Sky
92-93	Boise State	19-8	9-5	3/Big Sky
93-94	Boise State	23-6	12-2	T1/Big Sky
94-95	Boise State	16-11	10-4	2/Big Sky
95-96	Boise State	12-15	9-5	2/Big Sky
96-97	Washington	17-11	12-6	T4/Pac-10
97-98	Washington	18-10	9-9	5/Pac-10
98-99	Washington	16-13	11-7	5/Pac-10
99-00	Washington	8-22	4-14	9/Pac-10
00-01	Washington	22-10	12-6	T1/Pac-10
01-02	Washington	19-12	12-6	T2/Pac-10
02-03	Washington	22-8	13-5	T2/Pac-10
03-04	Washington	18-13	9-9	6/Pac-10
04-05	Washington	14-16	9-9	7/Pac-10
05-06	Washington	19-11	11-7	T4/Pac-10
06-07	Washington	18-13	11-7	4/Pac-10
07-08	Washington State	5-25	2-16	10/Pac-10
08-09	Washington State	11-19	4-14	T8/Pac-10
09-10	Washington State	8-22	3-15	9/Pac-10
10-11	Washington State	8-23	6-12	T7/Pac-10
11-12	Washington State	13-20	5-13	11/Pac-12
12-13	Washington State	11-20	6-12	8/Pac-12
13-14	Washington State	17-17	9-9	7/Pac-12
14-15	Washington State	17-15	7-11	T7/Pac-12


WSU Total (8 yrs) 90-160 42-102
 Career Total (26 yrs) 404-374 228-219
 (156-184, 18 yrs in Pac-12)



COOKS



DAUGHERTY



HAILEY

TEAM OUTLOOK

- Washington State notched four wins over ranked NCAA RPI top-50 teams, including one of the biggest wins in program history, a 70-64 victory over No. 10/8 Maryland, an eventual No. 1 seed and NCAA Women's Final Four participant. Though WSU made a back-to-back postseason appearances, a first in the history of the program, earning a spot in the WNIT, the Cougs found themselves on the outside-looking-in on NCAA Selection Monday last year.
- Washington State will look to new leadership with the exits of All-Pac-12 performers Tia Presley and Lia Galdeira. WSU has a balanced squad, with a good mix of veterans and newcomers, but will look to senior F **Mariah Cooks** to step into a leadership role. Senior guard **Dawnyelle Awa** started every game last season, along with Cooks. She will have to take on a bigger role to help WSU make another postseason run.
- WSU boast a lot of international flair with seven players hailing from six different countries. Two incoming Cougars competed with their respective national teams, including center **Maria Kostourkova** for Portugal and forward **Borislava Hristova** for Bulgaria.
- The Cougars ranked near the bottom of the Conference in every rebounding category last year. With seven players on the roster measuring at under 6-feet, they will have to find a way to battle under the boards if they want to make it to the postseason.
- WSU takes on another tough schedule in 2015-16, facing three NCAA Tournament teams in non-conference play, including NCAA Sweet Sixteen participant Gonzaga.



JUNE DAUGHERTY

Head Coach • 9th Year at Washington State

Alma Mater: Ohio State, 1978

90-160 (.360) at Washington State • Overall: 404-374 (.519, 25 Years)

Entering her ninth season, she continues to lead the charge toward a new era in WSU women's basketball ... Led the Cougs to their first-ever back-to-back postseason appearances last year ... WSU won nine league games in 2014, the most since 1994-95, and its 17 overall wins the last two years were the most in program history since 1995-96 ... Spent 12 seasons at Washington where she posted nearly 200 victories and led the Huskies to six NCAA Tournament appearances.

2015-16 WASHINGTON STATE ROSTER

No.	Name	POS	HT	YR	Hometown/High School (Last School)
1	Caila Hailey	G	5-10	SO	Inglewood, Calif./Serra HS
2	Krystle McKenzie	G	5-8	RS FR	Gold Coast, Australia
4	Louise Brown	F	6-2	SO	Melbourne, Australia
10	Alexas Williamson	G	5-9	SR	Chino Hills, Calif./Mater Dei HS
11	Dawnyelle Awa	G	5-9	SR	Kealakekua, Hawai'i/Konawaena HS
12	Taylor Edmondson	G	5-11	SR	Carlsbad, N.M./Carlsbad HS
15	Ivana Kmetovska	F	6-3	JR	Skopeje, Macedonia/Orce Nikolov
20	Maria Kostourkova	C	6-4	FR	Lisbon, Portugal/E.S.P.J.A.L
21	Nike McClure	F	6-3	RS FR	Tenino, Wash./W.F. West HS
22	Pinelopi Pavlopoulou	G	5-8	SO	Athens, Greece/ACS Athens
23	Alexys Swedlund	G	5-11	FR	Rapid City, S.D./St. Thomas More HS
24	Bianca Blanaru	C	6-5	SO	Timisoara, Romania
34	Mariah Cooks	F	6-1	SR	Santa Maria, Calif./Ernest Righetti HS
45	Borislava Hristova	F	6-0	FR	Varna, Bulgaria/Georgi Benkovski

Head Coach: June Daugherty (Ohio State, 1978), 9th year

Associate Head Coach: Mike Daugherty (Ohio State, 1977), 9th year

Assistant Coach: Ashley Gill (Washington State, 2009), 4th year

Assistant Coach: Rod Jensen (Redlands, 1975), 1st year

Letterwinners R/L: 8/4

Starters returning in bold

2015-16 SCHEDULE

Day	Date	Opponent	TV	Time
Fri	N13	UC Santa Barbara		8:30 p.m. PT
Mon	N16	Hampton		7 p.m. PT
Fri-Sun	N20-22	Rainbow Wahine Classic, Honolulu, Hawaii		
Fri	N20	vs. Nevada		2:30p.m.
Sun	N22	at Hawai'i		3 p.m.
Fri	N27	San Jose State		7 p.m. PT
Mon	N30	at Oklahoma State		7 p.m. CT
Thu	D3	at Boise State		6 p.m. PT
Sun	D6	at San Diego		1 p.m. PT
Tue	D8	Gonzaga	PAC12	6 p.m. PT
Sat	D12	at Saint Mary's (Calif.)		1 p.m. PT
Sun	D20	at Kansas		7 p.m. CT
Tue	D29	Washington*	PAC12	8 p.m. PT
Sat	J2	at Utah*	PAC12	5 p.m. MT
Mon	J4	at Colorado*	PAC12	8 p.m. MT
Fri	J8	Arizona*		8 p.m. MT
Sun	J10	Arizona State*	PAC12	1 p.m. MT
Fri	J15	USC*	PAC12	8 p.m. PT
Sun	J17	UCLA*	PAC12	12 p.m. PT
Sat	J23	at Washington*	PAC12	2 p.m. PT
Fri	J29	at California*	PAC12	6 p.m. PT
Sun	J31	at Stanford*	PAC12	12 p.m. PT
Fri	F5	Oregon*	PAC12	8 p.m. PT
Sun	F7	Oregon State*		11 a.m. PT
Fri	F12	at UCLA*		7 p.m. PT
Sun	F14	at USC*	PAC12	4 p.m. PT
Fri	F19	at Arizona State*	PAC12	6 p.m. MT
Sun	F21	at Arizona*		1 p.m. MT
Thu	F25	Colorado*		7 p.m. PT
Sat	F27	Utah*	PAC12	11 a.m. PT
Thu-Sun	M3-6	Pac-12 Tournament, Seattle, Wash.		

* Pac-12 Conference game.
P12N indicates game televised on the Pac-12 Networks.
All times local to site & subject to change.

SERIES

Boise State	17-18
Gonzaga	19-7
Hampton	1-0
Hawaii	1-6
Kansas	1st Mtg
Nevada	2-3
Oklahoma State	1st Mtg
San Diego	2-0
San Jose St.	5-3
St. Mary's	2-4
UC Santa Barbara	1-1
Arizona	25-33
Arizona State	18-40
California	22-42
Colorado	4-4
Oregon	18-62
Oregon State	30-51
Stanford	0-58
UCLA	7-50
USC	14-43
Utah	5-11
Washington	20-68

HISTORY

All-Time Record	.484-716
First Year	1970-71
Pac-12 Record	133-389
Pac-12 Tourney	3-12
NCAA Record	0-1
WNIT Record	0-2

2014-15 RESULTS

Date	Opponent	Score	Hi Pts	Hi Reb
N14	DAYTON	W, 76-60	(21)Galdeira	(8)Galdeira
N16	IDAHO STATE	W, 84-34	(29)Presley	(11)Brown
N19	NEBRASKA	L, 61-82	(19)Dheensaw	(11)Dheensaw
N21	SEATTLE	W, 82-62	(25)Presley	(6)Galdeira
N28	vs Michigan	L, 64-76	(24)Galdeira	(9)Cooks
N29	vs Maryland	W, 70-64	(33)Galdeira	(8)Dheensaw
N25	at Hampton	W, 74-60	(36)Presley	(9)Brown
D04	at UC Santa Barbara	W, 81-55	(28)Galdeira	(10)Brown
D09	at Gonzaga	W, 59-58	(21)Presley	(7)Dheensaw
D20	MONTANA STATE	W, 82-61	(26)Galdeira	(6)Brown
D22	at LMU	W, 87-60	(16)Presley	(7)Dheensaw
J03	at Arizona	W, 81-70	(26)Presley	(11)Dheensaw
J05	at Arizona State	L, 64-78	(19)Galdeira	(9)Galdeira
J09	CALIFORNIA	L, 62-70	(16)Galdeira	(14)Cooks
J11	STANFORD	LOT, 76-86	(23)Presley	(7)Galdeira
J16	at Oregon State	L, 70-73	(21)Galdeira	(10)Dheensaw
J18	at Oregon	W, 79-76	(29)Presley	(10)Edmondson
J23	UTAH	W, 63-54	(17)Presley	(6)Cooks
J25	COLORADO	W, 73-68	(27)Galdeira	(6)Brown/Cooks
J31	at Stanford	L, 56-75	(18)Galdeira	(9)Galdeira
F02	at California	L, 54-57	(29)Galdeira	(11)Brown
F06	OREGON	L, 69-70	(20)Galdeira	(8)Brown
F08	OREGON STATE	L, 56-61	(23)Galdeira	(10)Brown
F13	at Colorado	L, 51-72	(13)Galdeira	(11)Brown
F15	at Utah	W, 61-52	(23)Galdeira	(10)Galdeira
F20	at Washington	W, 83-72	(23)Galdeira	(10)Brown
F22	WASHINGTON	L, 43-83	(9)Cooks	(8)Brown
F26	UCLA	L, 69-74	(25)Presley	(8)Cooks/Brown
F28	USC	W, 68-62	(28)Presley	(18)Cooks
M05	Oregon ^{P12}	W, 66-64	(34)Galdeira	(6)Galdeira
M06	Arizona State ^{P12}	L, 67-48	(16)Presley	(7)Brown
M18	Eastern Washington ^{WNIT}	L, 67-65	(31)Galdeira	(10)Cooks

P12 indicates Pac-12 Tournament game.; WNIT indicates WNIT game.

2014-15 WASHINGTON STATE STATISTICS

Overall: 17-15, Pac-12: 7-11/T7th • Home: 7-8 • Away: 8-5 • Neutral: 2-2

#	PLAYER	G-GS	MIN-AVG	FG-FGA	FG%	3P-ATT	3P%	FT-FTA	FT%	OFF	DEF	TOT	AVG	PF-D	AST	TO	BLK	STL	PTS-AVG
03	Galdeira, Lia	32-32	936-29.3	236-593	.398	57-220	.259	111-154	.721	65	129	194	6.1	72-2	83	80	0	105	640-20.0
	Conference-Only	18-18	560-31.1	133-353	.377	30-122	.246	57-76	.750	42	76	118	6.6	44-1	50	43	0	57	353-19.6
05	Presley, Tia	32-32	967-30.2	182-463	.393	47-159	.296	123-159	.774	44	65	109	3.4	101-4	48	75	3	67	534-16.7
	Conference-Only	18-18	566-31.4	100-274	.365	23-91	.253	69-84	.821	27	36	63	3.5	60-1	24	39	3	35	292-16.2
23	Dheensaw, Shalie	16-16	465-29.1	60-125	.480	0-0	.000	17-34	.500	39	76	115	7.2	40-1	14	30	29	13	137-8.6
	Conference-Only	5-5	165-33.0	20-42	.476	0-0	.000	3-13	.231	10	27	37	7.4	17-1	4	6	12	5	43-8.6
34	Cooks, Mariah	32-32	749-23.4	87-230	.378	8-36	.222	59-80	.738	72	97	169	5.3	78-2	23	41	9	17	241-7.5
	Conference-Only	18-18	476-26.4	54-151	.358	6-23	.261	40-51	.784	53	57	110	6.1	49-2	12	25	7	11	154-8.6
12	Edmondson, Taylor	28-0	517-18.5	51-168	.304	24-74	.324	17-22	.773	12	45	57	2.0	28-1	32	35	3	13	143-5.1
	Conference-Only	17-0	280-16.5	29-96	.302	14-37	.378	7-9	.778	8	25	33	1.9	11-0	20	23	1	5	79-4.6
11	Awa, Dawnyelle	32-32	856-26.8	55-123	.447	16-44	.364	24-28	.857	17	39	56	1.8	40-0	81	36	0	39	150-4.7
	Conference-Only	18-18	512-28.4	34-72	.472	14-29	.483	15-16	.938	9	22	31	1.7	18-0	41	18	0	21	97-5.4
42	Brown, Louise	32-16	855-26.7	48-146	.329	14-58	.241	14-22	.636	72	135	207	6.5	85-2	17	53	29	23	124-3.9
	Conference-Only	18-13	523-29.1	26-85	.306	9-35	.257	6-11	.545	41	80	121	6.7	51-2	7	32	19	12	67-3.7
01	Hailey, Caila	27-0	191-7.1	23-67	.343	6-26	.231	15-30	.500	6	8	14	0.5	20-0	10	16	0	12	67-2.5
	Conference-Only	13-0	104-8.0	14-32	.438	2-9	.222	5-11	.455	2	4	6	0.5	11-0	4	6	0	4	35-2.7
22	Pavlopoulou, Pinelopi	32-0	384-12.0	25-73	.342	10-28	.357	7-8	.875	13	37	50	1.6	17-0	27	29	2	22	67-2.1
	Conference-Only	18-0	187-10.4	11-33	.333	6-10	.600	0-0	.000	6	14	20	1.1	8-0	13	14	1	9	28-1.6
15	Kmetovska, Ivana	26-0	180-6.9	16-43	.372	0-0	.000	2-2	1.000	15	15	30	1.2	35-0	6	12	1	3	34-1.3
	Conference-Only	16-0	118-7.4	8-24	.333	0-0	.000	0-0	.000	6	12	18	1.1	16-0	5	4	0	2	16-1.0
00	Bolston, Ashley	11-0	82-7.5	4-14	.286	0-3	.000	2-3	.667	4	19	23	2.1	6-0	2	8	3	5	10-0.9
	Conference-Only	1-0	3-3.0	0-2	.000	0-0	.000	0-0	.000	0	1	1	1.0	0-0	0	0	0	0	0-0.0
10	Williamson, Alexas	18-0	74-4.1	6-12	.500	2-3	.667	2-2	1.000	1	5	6	0.3	5-0	5	2	0	1	16-0.9
	Conference-Only	7-0	29-4.1	2-5	.400	0-0	.000	0-0	.000	0	1	1	0.1	2-0	1	0	0	0	4-0.6
24	Blanaru, Bianca	28-0	169-6.0	7-50	.140	0-0	.000	0-10	.000	13	24	37	1.3	45-1	3	16	9	1	14-0.5
	Conference-Only	15-0	102-6.8	5-31	.161	0-0	.000	0-9	.000	6	14	20	1.3	25-0	1	4	2	1	10-0.7
TM	Team									77	70	147	4.6	1		9			
	Conference-Only									49	41	90	5.0	1		6			
	Total	32	6425	800-2107	.380	184-651	.283	393-554	.709	450	764	1214	37.9	573-13	351	442	88	321	2177-68.0
	Conference-Only	18	3625	436-1200	.363	104-356	.292	202-280	.721	259	410	669	37.2	313-7	182	220	45	162	1178-65.4
	Opponents	32	6425	774-1808	.428	170-499	.341	405-582	.696	365	941	1306	40.8	528-0	402	618	91	181	2123-66.3
	Conference-Only	18	6425	459-1015	.452	100-284	.352	235-327	.719	202	542	744	41.3	275-3	236	312	60	95	1253-69.61


2014-15 PAC-12 WOMEN'S BASKETBALL FINAL STANDINGS

	Conference					Overall					STREAK	LAST 5	TOP 10	TOP 25	
	W	L	PCT	H	A	W	L	PCT	H	A					N
Oregon State*+	16	2	.889	8-1	8-1	26	4	.867	13-1	9-2	4-1	L1	3-2	1-1	4-2
Arizona State+	15	3	.833	7-2	8-1	27	5	.844	14-2	10-1	3-2	L1	4-1	0-2	2-3
Stanford^+	13	5	.722	7-2	6-3	24	9	.727	12-3	8-5	4-1	W3	4-1	3-3	3-5
California+	13	5	.722	6-3	7-2	23	9	.719	11-4	9-4	3-1	L1	3-2	1-2	2-5
Washington+	11	7	.611	7-2	4-5	23	9	.719	11-2	8-6	4-1	L1	4-1	2-1	2-4
UCLA#%	8	10	.444	4-5	4-5	13	18	.419	7-8	4-7	2-3	L1	4-1	0-4	0-11
Washington State#	7	11	.389	3-6	4-5	17	14	.548	7-7	8-5	2-2	L1	2-3	1-3	2-7
USC	7	11	.389	4-5	3-6	15	15	.500	8-6	6-8	1-1	L4	1-4	0-2	0-7
Colorado	6	12	.333	4-5	2-7	15	17	.469	10-7	3-9	2-1	L1	3-2	0-3	0-5
Oregon	6	12	.333	4-5	2-7	13	17	.433	10-7	3-7	0-3	L1	1-4	--	1-6
Arizona	3	15	.167	3-6	0-9	10	20	.333	8-7	2-11	0-2	L1	1-4	0-2	1-5
Utah	3	15	.167	3-6	0-9	9	21	.300	9-7	0-11	0-3	L4	1-4	0-3	0-5

* Pac-12 regular-season champion; ^ Pac-12 Tournament champion; + NCAA Tournament participant; % WNIT Champion; # WNIT participant



JOHN R. WOODEN
COACH OF THE YEAR
Scott Rueck
Oregon State



PLAYER OF THE YEAR
Reshanda Gray
California



FRESHMAN OF THE YEAR
Jordin Canada
UCLA



DEFENSIVE PLAYER OF THE YEAR
Ruth Hamblin
Oregon State

The Pac-12 closed another successful chapter in its women's basketball history with another history-making season. OREGON STATE captured the program's first-ever Pac-12 regular-season crown, while STANFORD claimed its 11th Conference tournament title. Five Pac-12 teams earned NCAA Tournament berths for the second-consecutive year, while two more participated in the WNIT including UCLA claiming the WNIT title. Four players were tabbed *Associated Press* second- or third-team All-Americans and four were selected in the WNBA Draft.

Four Pac-12 teams appeared in the final top-25 polls. NCAA Sweet Sixteen participant ARIZONA STATE ended the season ranked in the top 25 for the first time since 2008-09, ranking No. 9 by the AP poll and No. 8 in the WBCA Coaches poll. It was also the first time since 2006-07 the Sun Devils were in the top 10 in the final polls. OSU was No. 10, its first time in the final polling since 1995-96, and No. 13 in the coaches poll. The Cardinal was No. 14 in both, and CALIFORNIA was tabbed No. 24 by the writers. It marked only the third time in league history four teams were in the final AP poll.

Cal's Brittany Boyd earned second-team AP All-America honors and was selected a member of the WBCA All-America squad. Teammate Reshanda Gray, OREGON's Jillian Alleyne and OSU's Ruth Hamblin were third team AP honorees. Hamblin is the first OSU player to nab All-America nods in nearly two decades. Beavers head coach Scott Rueck repeated as the WBCA Region 8 Coach of the Year.

The league's coaches voted Cal's Reshanda Gray the Pac-12 Player of the Year. The media differed in their player of the year pick voting Hamblin. The coaches and media agreed on their other major awards: UCLA's Jordin Canada was the Conference's Freshman of the Year; Hamblin was the Defensive Player of the Year and Rueck was the John R. Wooden Coach of the Year.

In addition to Stanford and Oregon State participating in the Big Dance, ASU, Cal and WASHINGTON earned NCAA Tournament bids. The Sun Devils were joined by the Cardinal in the Sweet Sixteen. The Huskies' NCAA Tourney appearance was their first since 2007. WASHINGTON STATE also participated in the postseason, going to the WNIT.

Hamblin and UTAH's Taryn Wicijowski were also just as impressive off the court this season, earning a place on the CoSIDA Academic All-America team with Wicijowski being voted first team and Hamblin second team. A biology and psychology major with a 3.98 grade point average, Wicijowski was selected the Pac-12 Women's Basketball Scholar-Athlete of the Year.

PAC-12 PLAYERS OF THE WEEK

Nov. 17	PLAYER: Kelsey Plum, WASH FRESHMAN: Joeseta Fatuesi, UTAH
Nov. 24	PLAYER: Lili Thompson, STAN FRESHMAN: Mikayla Cowling, CAL
Dec. 1	PLAYER: Jazmine Davis, WASH FRESHMAN: Kaylee Johnson, STAN
Dec. 8	PLAYER: Brittany Boyd, CAL FRESHMAN: Brianna Ruiz, WASH
Dec. 15	PLAYER: Tia Presley, WSU FRESHMAN: Kaylee Johnson, STAN
Dec. 22	PLAYER: Ruth Hamblin, OSU FRESHMAN: Lexi Bando, ORE
Dec. 29	PLAYER: Bonnie Samuelson, STAN FRESHMAN: Jordin Canada, UCLA
Jan. 5	PLAYER: Promise Amukamara, ASU FRESHMAN: McKenzie Calvert, STAN
Jan. 12	PLAYER: Sophie Brunner, ASU FRESHMAN: Jordin Canada, UCLA
Jan. 19	PLAYER: Ruth Hamblin, OSU FRESHMAN: Jordin Canada, UCLA
Jan. 26	PLAYER: Jamie Weisner, OSU FRESHMAN: Mikayla Cowling, CAL
Feb. 2	PLAYER: Jillian Alleyne, ORE FRESHMAN: Tanaeya Bocclair, UTAH
Feb. 9	PLAYER: Candice Warthen, ARIZ FRESHMAN: Gabby Green, CAL
Feb. 16	PLAYER: Sydney Wiese, OSU FRESHMAN: Kaylee Johnson, STAN
Feb. 23	PLAYER: Promise Amukamara, ASU FRESHMAN: Brittany McPhee, STAN
Mar. 2	PLAYER: Jillian Alleyne, ORE FRESHMAN: Jordin Canada, UCLA

POSTSEASON RESULTS

NCAA TOURNAMENT FIRST ROUND

STANFORD 73, CSU Northridge 60 (Stanford, Calif.)
WASHINGTON 80, Miami, 83 (Iowa City, Iowa)
ARIZONA STATE 74, Ohio 55 (Tempe, Ari.)
CALIFORNIA 78, Wichita State 66 (Berkeley, Calif.)
OREGON STATE 74, South Dakota State 62 (Corvallis, Ore.)

SECOND ROUND

STANFORD 86, Oklahoma 76 (Stanford, Calif.)
ARIZONA STATE 57, ULAR 54 (Tempe, Ariz.)
CALIFORNIA 70, Texas 73 (Berkeley, Calif.)
OREGON STATE 64, Gonzaga 76 (Corvallis, Ore.)

SWEET SIXTEEN

Notre Dame 81, STANFORD 69 (Oklahoma City, Okla.)
Florida State 66, ARIZONA STATE 65 (Greensboro, N.C.)

WNIT FIRST ROUND

Eastern Washington 67, Washington State 65
CSU Bakersfield 54, UCLA 70

SECOND ROUND

UCLA 63, San Diego 58

THIRD ROUND

Northern Colorado 60, UCLA 74

QUARTERFINAL ROUND

Saint Mary's 66, UCLA 82

SEMIFINAL ROUND

UCLA 69, Michigan 65

CHAMPIONSHIP GAME

UCLA 62, West Virginia 60

FINAL NATIONAL RANKINGS

	AP	WBCA
Arizona State.....	9	8
Oregon State.....	10	13
Stanford.....	14	14
California.....	24	RV
UCLA.....		RV

ALL-PAC-12

Name	School	Pos.	Yr.	Hometown
Jillian Alleyne**	Oregon	F	Jr.	Fontana, Calif.
Promise Amukamara	Arizona State	G	Sr.	Glendale, Ariz.
Brittany Boyd***	California	G	Sr.	Berkeley, Calif.
Sophie Brunner	Arizona State	F	So.	Freeport, Ill.
Jazmine Davis****	Washington	G	Sr.	San Jose, Calif.
Nirra Fields**	UCLA	G	Jr.	Montreal, Canada
Lia Galdeira**	Washington State	G	Jr.	Kamuela, Hawai'i
Reshanda Gray**	California	F	Sr.	Los Angeles, Calif.
Ruth Hamblin	Oregon State	C	Jr.	Houston, B.C., Canada
Amber Orrange***	Stanford	G	Sr.	Houston, Texas
Kelsey Plum**	Washington	G	So.	Poway, Calif.
Lili Thompson	Stanford	G	So.	Mansfield, Texas
Alexyz Vaoletama	USC	F	Sr.	Fountain Valley, Calif.
Jamie Weisner	Oregon State	G	Jr.	Clarkston, Wash.
Sydney Wiese**	Oregon State	G	So.	Phoenix, Ariz.

two-time All-Pac-12 honoree; *three-time All-Pac-12 honoree; **** four-time All-Pac-12 honoree

HONORABLE MENTION (receiving at least one point): Katie Hempen, ASU; Lexy Kresl, COLO; Tia Presley, WSU; Bonnie Samuelson, STAN; Jamee Swan, COLO; Talia Walton, WASH; Candice Warthen, ARIZ; Taryn Wicijowski, UTAH.

ALL-FRESHMAN TEAM

Name	School	Pos.	Hometown
McKenzie Calvert	USC	G	Schertz, Texas
Jordin Canada	UCLA	G	Los Angeles, Calif.
Mikayla Cowling	California	G	Benecia, Calif.
Gabby Green	California	G	Oakland, Calif.
Kaylee Johnson	Stanford	F	Casper, Wyo.

HONORABLE MENTION (receiving at least one point): Lexi Bando, ORE; Tanaeya Bocclair, UTAH; Monique Billings, UCLA; Marie Gülich, OSU.

ALL-DEFENSIVE TEAM

Name	School	Pos.	Yr.	Hometown
Jillian Alleyne***	Oregon	F	Jr.	Fontana, Calif.
Promise Amukamara**	Arizona State	G	Sr.	Glendale, Ariz.
Brittany Boyd***	California	G	Sr.	Berkeley, Calif.
Lia Galdeira**	Washington State	G	Jr.	Kamuela, Hawai'i
Ruth Hamblin	Oregon State	C	Jr.	Houston, B.C., Canada
Amber Orrange***	Stanford	G	Sr.	Houston, Texas

**** four-time honoree; *** three-time honoree; ** two-time honoree

Note: Team is comprised of six players due to tie.

HONORABLE MENTION (receiving at least one point): Sophie Brunner, ASU; Kaneisha Horn, USC; Mercedes Jefflo, CAL; Taryn Wicijowski, UTAH, Aminah Williams, WASH.

ACADEMIC ALL-PAC-12 TEAM

FIRST TEAM

Name, School	Yr.	GPA	Major
Quinn Dornstauder, ASU	SO	3.85	Biochemistry
Alli Gloyd, ARIZ	RS SR	4.00	Educational Leadership
Ruth Hamblin, OSU	JR	3.86	Mechanical Engineering
Kelsey Moos, ASU	SO	3.87	Communication
Taryn Wicijowski, UTAH	SR	3.98	Biology and Psychology

SECOND TEAM

Name, School	Yr.	GPA	Major
Elisha Davis, ASU	JR	3.76	Communication/Social Work
Kari Korver, UCLA	SO	3.68	Communications
Lexy Kresl, COLO	SR	3.56	Integrative Physiology
Samantha Siegner, OSU	JR	3.75	Digital Communication Arts
Sydney Wiese, OSU	SO	3.80	Digital Communication Arts

HONORABLE MENTION

Jordan Adams, RS SO, USC; Jillian Alleyne, JR, ORE; Promise Amukamara, SR, ASU; Nakia Arquette, RS SO, UTAH; Zoe Beard-Fails, SO, COLO; Sophie Brunner, SO, ASU; Megan Carpenter, SR, ORE; Mariah Cooks, JR, WSU; Paige Crozon, RS SO, UTAH; Amanda Delgado, SR, ORE; Drew Edelman, RS SO, USC; Taylor Greenfield, SR, STAN; Gabriella Hanson, SO, OSU; Katie Hempen, RS JR, ASU; Kaneisha Horn, SR, USC; Deven Hunter, JR, OSU; Courtney Jacob, SO, USC; LaBrittney Jones, SO, ARIZ; Jordan Loera, JR, ORE; Erica McCall, SO, STAN; Eliza Normen, RS JR, ASU; Amber Orrange, SR, STAN; Kelsey Plum, SO, WASH; Briana Roberson, SO, STAN; Danielle Rodriguez, JR, UTAH; Bonnie Samuelson, SR, STAN; Karlie Samuelson, SO, STAN; Haley Smith, SO, COLO; Lili Thompson, SO, STAN; Candice Warthen, RS SR, ARIZ; Jamie Weisner, JR, OSU; Aminah Williams, SR, WASH; Dominique Williams, SO, UCLA.

PAC-12 SCHOLAR-ATHLETE OF THE YEAR

Taryn Wicijowski, Utah

POSTSEASON HONORS

WBCA WADE TROPHY CANDIDATES

Jillian Alleyne, Oregon
Brittany Boyd, California
Reshanda Gray, California
Amber Orrange, Stanford
Kelsey Plum, Washington

WOODEN AWARD

Preseason Candidates: Jillian Alleyne, Oregon; Brittany Boyd, California; Reshanda Gray, California; Amber Orrange, Stanford; Kelsey Plum, Washington

Midseason Candidates: Jillian Alleyne, Oregon; Brittany Boyd, California; Reshanda Gray, California; Amber Orrange, Stanford; Kelsey Plum, Washington

Finalist: Jillian Alleyne, Oregon; Brittany Boyd, California; Reshanda Gray, California; Kelsey Plum, Washington

NAISMITH AWARD WATCH LIST

Jillian Alleyne, Oregon
Brittany Boyd, California (FINALIST)
Jazmine Davis, Washington
Reshanda Gray, California
Amber Orrange, Stanford
Kelsey Plum, Washington
Sydney Wiese, Oregon State

SENIOR CLASS AWARD

Preseason Candidates: Amber Orrange, Stanford
Finalist: Amber Orrange, Stanford

SENIOR CLASS ALL-AMERICA

Amber Orrange, Stanfordsecond team

NANCY LEIBERMAN AWARD WATCH LIST

Brittany Boyd, California
Amber Orrange, Stanford
Kelsey Plum, Washington
Tia Presley, Washington State
Sydney Wiese, Oregon State

ESPNW NATIONAL PLAYER OF THE WEEK

Lili Thompson, Stanford Nov. 23
Sydney Wiese, Oregon State Jan. 25
Jillian Alleyne, Oregon Feb. 1

COSIDA ACADEMIC ALL-DISTRICT 8

Ruth Hamblin, Oregon State
Kelsey Plum, Washington
Lili Thompson, Stanford
Taryn Wicijowski, Utah

COSIDA ACADEMIC ALL-AMERICA

Taryn Wicijowski, Utah first team
Ruth Hamblin, Oregon State second team

WBCA ALL-REGION 8

Brittany Boyd, California
Reshanda Gray, California
Ruth Hamblin, Oregon State
Amber Orrange, Stanford
Kelsey Plum, Washington

WBCA ALL-AMERICAN

Brittany Boyd, California

ASSOCIATED PRESS ALL-AMERICAN

Brittany Boyd, California second team
Jillian Alleyne, Oregon third team
Ruth Hamblin, Oregon State third team
Reshanda Gray, California third team
Amber Orrange, Stanford hm
Kelsey Plum, Washington hm

WBCA REGION 8 COACH OF THE YEAR

Scott Rueck, Oregon State

SCORING

##	Player-Team	G	FG	3FG	FT	Pts	Avg/G
1.	Plum, Kelsey-WASH	33	235	69	207	746	22.6
2.	Galdeira, Lia-WSU	32	236	57	111	640	20.0
3.	Alleynes, Jillian-ORE	30	224	1	102	551	18.4
4.	Gray, Reshanda-CAL	34	212	1	165	590	17.4
5.	Presley, Tia-WSU	32	182	47	123	534	16.7
6.	Davis, Jazmine-WASH	33	164	45	152	525	15.9
7.	Fields, Nirra-UCLA	36	212	37	80	541	15.0
8.	Wicijowski, Taryn-UTAH	30	162	4	101	429	14.3
9.	Weisner, Jamie-OSU	32	149	73	68	439	13.7
10.	Boyd, Brittany-CAL	33	156	24	106	442	13.4
11.	Thompson, Lili-STAN	35	161	45	99	466	13.3
12.	Orange, Amber-STAN	36	197	29	54	477	13.3
13.	Swan, Jamee-COLO	32	160	2	101	423	13.2
14.	Walton, Talia-WASH	31	158	59	29	404	13.0
15.	Reese, Jen-COLO	32	159	6	89	413	12.9
16.	Hamblin, Ruth-OSU	32	181	0	50	412	12.9
17.	Warthen, Candice-ARIZ	30	138	18	89	383	12.8
18.	Wiese, Sydney-OSU	32	135	92	44	406	12.7
19.	Kresl, Lexy-COLO	30	119	61	72	371	12.4
20.	Hempfen, Katie-ASU	35	130	76	84	420	12.0
	Violetama, Alexzy-USC	27	128	12	56	324	12.0

REBOUNDING

##	Player-Team	G	OFF	DEF	TOT	Avg/G
1.	Alleynes, Jillian-ORE	30	132	323	455	15.2
2.	Johnson, Kaylee-STAN	36	117	227	344	9.6
3.	Williams, Aminah-WASH	33	105	203	308	9.3
4.	Wicijowski, Taryn-UTAH	30	77	196	273	9.1
5.	Hamblin, Ruth-OSU	32	80	196	276	8.6
6.	Swan, Jamee-COLO	32	101	152	253	7.9
7.	Boyd, Brittany-CAL	33	54	200	254	7.7
8.	Brunner, Sophie-ASU	35	107	159	266	7.6
9.	Hunter, Deven-OSU	32	67	175	242	7.6
10.	Gray, Reshanda-CAL	34	101	141	242	7.1

FIELD GOAL PCT (Min. 3.0 made per game)

##	Player-Team	G	FG	FGA	Pct
1.	Hamblin, Ruth-OSU	32	181	312	580
2.	Alleynes, Jillian-ORE	30	224	389	576
3.	Gray, Reshanda-CAL	34	212	373	568
4.	Brunner, Sophie-ASU	35	164	302	543
5.	Williams, Aminah-WASH	33	109	208	524
6.	Cowling, Mikayla-CAL	33	138	280	493
7.	Wicijowski, Taryn-UTAH	30	162	337	481
8.	Weisner, Jamie-OSU	32	149	310	481
9.	Smith, Haley-COLO	32	120	254	472
10.	Amukamara, Promise-ASU	35	154	326	472

ASSISTS

##	Player-Team	G	Assists	Avg/G
1.	Boyd, Brittany-CAL	33	226	6.85
2.	Wiese, Sydney-OSU	32	179	5.59
3.	Davis, Elisha-ASU	35	158	4.51
4.	Kresl, Lexy-COLO	30	134	4.47
5.	Canada, Jordyn-UCLA	34	148	4.35
6.	Davis, Jazmine-WASH	33	143	4.33
7.	Adams, Jordan-USC	29	111	3.83
8.	Petersen, Lexi-ORE	30	111	3.70
9.	Rodriguez, Danielle-UTAH	29	105	3.62
10.	Barrett, Brianna-USC	30	107	3.57

FREE THROW PCT (Min. 2.0 made per game)

##	Player-Team	G	FTM	FTA	Pct
1.	Plum, Kelsey-WASH	33	207	231	.896
2.	Reese, Jen-COLO	32	89	103	.864
3.	Korver, Kari-UCLA	37	80	97	.825
4.	Kresl, Lexy-COLO	30	72	88	.818
5.	Warthen, Candice-ARIZ	30	89	109	.817
6.	Weisner, Jamie-OSU	32	68	86	.791
7.	Davis, Jazmine-WASH	33	152	193	.788
8.	Thompson, Lili-STAN	35	99	126	.786
9.	Petersen, Lexi-ORE	30	76	97	.784
10.	Hempfen, Katie-ASU	35	84	108	.778

STEALS

##	Player-Team	G	Steals	Avg/G
1.	Galdeira, Lia-WSU	32	105	3.28
2.	Boyd, Brittany-CAL	33	97	2.94
3.	Fields, Nirra-UCLA	36	81	2.25
4.	Presley, Tia-WSU	32	67	2.09
5.	Canada, Jordyn-UCLA	34	69	2.03
6.	Barrett, Brianna-USC	30	60	2.00
7.	Amukamara, Promise-ASU	35	64	1.83
8.	Orange, Amber-STAN	36	65	1.81
9.	Brunner, Sophie-ASU	35	63	1.80
10.	Davis, Jazmine-WASH	33	56	1.70

3-POINT FG PCT (Min. 1.0 made per game)

##	Player-Team	G	3FG	FGA	Pct
1.	Bando, Lexi-ORE	28	55	125	.440
2.	Samuelson, Bonnie-STAN	36	81	185	.438
3.	Loera, Jordan-ORE	23	24	55	.436
4.	Weisner, Jamie-OSU	32	73	174	.420
5.	Wiese, Sydney-OSU	32	92	220	.418
6.	Korver, Kari-UCLA	37	74	179	.413
7.	Kresl, Lexy-COLO	30	61	150	.407
8.	Plum, Kelsey-WASH	33	69	173	.399
9.	Samuelson, Karlie-STAN	29	41	103	.398
10.	Walton, Talia-WASH	31	59	150	.393

3-POINT FG MADE

##	Player-Team	G	3FG	Avg/G
1.	Wiese, Sydney-OSU	32	92	2.88
2.	Weisner, Jamie-OSU	32	73	2.28
3.	Samuelson, Bonnie-STAN	36	81	2.25
4.	Hempfen, Katie-ASU	35	76	2.17
5.	Plum, Kelsey-WASH	33	69	2.09
6.	Kresl, Lexy-COLO	30	61	2.03
7.	Korver, Kari-UCLA	37	74	2.00
8.	Bando, Lexi-ORE	28	55	1.96
9.	Walton, Talia-WASH	31	59	1.90
10.	Galdeira, Lia-WSU	32	57	1.78

BLOCKED SHOTS

##	Player-Team	G	Blocks	Avg/G
1.	Hamblin, Ruth-OSU	32	122	3.81
2.	Swan, Jamee-COLO	32	62	1.94
3.	Costa, Corinne-UCLA	35	61	1.74
4.	Jones, LaBrittney-ARIZ	30	44	1.47
5.	Johnson, Kaylee-STAN	36	51	1.42
6.	McCall, Erica-STAN	36	50	1.39
7.	Walton, Talia-WASH	31	43	1.39
8.	Alleynes, Jillian-ORE	30	41	1.37
9.	Billings, Monique-UCLA	37	50	1.35
10.	Carpenter, Megan-ORE	29	33	1.14

ASSIST/TURNOVER RATIO (Min. 3.0 assists/game)

##	Player-Team	G	Asst	Avg	Turn	Avg	Ratio
1.	Wiese, Sydney-OSU	32	179	5.6	87	2.7	2.06
2.	Orange, Amber-STAN	36	127	3.5	66	1.8	1.92
3.	Toler, Drea-ORE	29	88	3.0	46	1.6	1.91
4.	Rodriguez, D.-UTAH	29	105	3.6	55	1.9	1.91
5.	Adams, Jordan-USC	29	111	3.8	64	2.2	1.73
6.	Boyd, Brittany-CAL	33	226	6.8	138	4.2	1.64
7.	Davis, Elisha-ASU	35	158	4.5	102	2.9	1.55
8.	Davis, Jazmine-WASH	33	143	4.3	104	3.2	1.38
	Green, Gabby-CAL	34	110	3.2	80	2.4	1.38
10.	Barrett, Brianna-USC	30	107	3.6	81	2.7	1.32

OFFENSIVE REBOUNDS

##	Player-Team	G	No.	Avg/G
1.	Alleynes, Jillian-ORE	30	132	4.40
2.	Johnson, Kaylee-STAN	36	117	3.25
3.	Williams, Aminah-WASH	33	105	3.18
4.	Swan, Jamee-COLO	32	101	3.16
5.	Brunner, Sophie-ASU	35	107	3.06
6.	Gray, Reshanda-CAL	34	101	2.97
7.	Horn, Kaneisha-USC	30	78	2.60
8.	Wicijowski, Taryn-UTAH	30	77	2.57
9.	Moos, Kelsey-ASU	31	79	2.55
10.	Hamblin, Ruth-OSU	32	80	2.50

DEFENSIVE REBOUNDS

##	Player-Team	G	No.	Avg/G
1.	Alleynes, Jillian-ORE	30	323	10.77
2.	Wicijowski, Taryn-UTAH	30	196	6.53
3.	Johnson, Kaylee-STAN	36	227	6.31
4.	Williams, Aminah-WASH	33	203	6.15
5.	Hamblin, Ruth-OSU	32	196	6.13
6.	Boyd, Brittany-CAL	33	200	6.06
7.	Hunter, Deven-OSU	32	175	5.47
8.	Oshahor, Chantel-WASH	33	179	5.42
9.	Reese, Jen-COLO	32	169	5.28
10.	Fatuesi, Joeseta-UTAH	29	147	5.07

MINUTES PLAYED

##	Player-Team	G	Min	Avg/G
1.	Plum, Kelsey-WASH	33	1213	36.76
2.	Davis, Jazmine-WASH	33	1198	36.30
3.	Wicijowski, Taryn-UTAH	30	1083	36.10
4.	Petersen, Lexi-ORE	30	1058	35.27
5.	Rodriguez, Danielle-UTAH	29	1018	35.10
6.	Alleynes, Jillian-ORE	30	1041	34.70
7.	Boyd, Brittany-CAL	33	1130	34.24
8.	Warthen, Candice-ARIZ	30	1003	33.43
9.	Green, Gabby-CAL	34	1129	33.21
10.	Jefflo, Mercedes-CAL	34	1119	32.91

SCORING OFFENSE	G	Pts	Avg/G
1. Washington	33	2476	75.0
2. Oregon State	32	2331	72.8
3. California	34	2373	69.8
4. Stanford	36	2494	69.3
5. Colorado	32	2212	69.1
6. Washington State	32	2177	68.0
7. USC	30	2039	68.0
8. Arizona State	35	2370	67.7
9. UCLA	37	2446	66.1
10. Oregon	30	1959	65.3
11. Arizona	30	1743	58.1
12. Utah	30	1646	54.9

SCORING DEFENSE	G	Pts	Avg/G
1. Arizona State	35	1955	55.9
2. Oregon State	32	1830	57.2
3. Utah	30	1790	59.7
4. Stanford	36	2179	60.5
5. California	34	2129	62.6
6. USC	30	1951	65.0
7. Washington	33	2186	66.2
8. Washington State	32	2123	66.3
9. UCLA	37	2460	66.5
10. Arizona	30	1998	66.6
11. Oregon	30	2037	67.9
12. Colorado	32	2187	68.3

SCORING MARGIN	OFF	DEF	Margin
1. Oregon State	72.8	57.2	+15.7
2. Arizona State	67.7	55.9	+11.9
3. Washington	75.0	66.2	+8.8
4. Stanford	69.3	60.5	+8.8
5. California	69.8	62.6	+7.2
6. USC	68.0	65.0	+2.9
7. Washington State	68.0	66.3	+1.7
8. Colorado	69.1	68.3	+0.8
9. UCLA	66.1	66.5	-0.4
10. Oregon	65.3	67.9	-2.6
11. Utah	54.9	59.7	-4.8
12. Arizona	58.1	66.6	-8.5

FREE THROW PCT	FTM	FTA	Pct
1. Washington	522	669	780
2. Colorado	433	579	748
3. Stanford	467	649	720
4. Arizona State	469	657	714
5. Arizona	382	536	713
6. Washington State	393	554	709
7. Oregon State	332	486	683
8. Utah	294	436	674
9. UCLA	474	720	658
10. Oregon	282	440	641
11. USC	374	585	639
12. California	394	621	634

FIELD GOAL PCT	FG	FGA	Pct
1. Oregon State	866	1908	454
2. California	907	2050	442
3. Arizona State	867	1972	440
4. Stanford	893	2053	435
5. Colorado	809	1887	429
6. Washington	846	1974	429
7. Oregon	742	1790	415
8. USC	774	1889	410
9. UCLA	906	2268	399
10. Utah	606	1563	388
11. Washington State	800	2107	380
12. Arizona	647	1775	365

FIELD GOAL PCT DEFENSE	FG	FGA	Pct
1. Oregon State	688	1955	352
2. Stanford	817	2209	370
3. California	781	2087	374
4. Colorado	756	1998	378
5. Utah	629	1643	383
6. UCLA	855	2228	384
7. Washington	810	2095	387
8. Oregon	771	1908	404
9. Arizona State	764	1828	418
10. Arizona	754	1773	425
11. Washington State	774	1808	428
12. USC	721	1679	429

3-POINT FG PCT	FG	FGA	Pct
1. Colorado	161	421	382
2. Stanford	241	637	378
3. Oregon State	267	719	371
4. Arizona State	167	463	361
5. Oregon	193	545	354
6. Washington	262	740	354
7. UCLA	160	479	334
8. California	165	516	320
9. USC	117	381	307
10. Washington State	184	651	283
11. Utah	140	499	281
12. Arizona	67	278	241

3-PT FG PCT DEFENSE	FG	FGA	Pct
1. Arizona State	99	389	254
2. Colorado	159	572	278
3. Oregon State	118	404	292
4. Arizona	156	514	304
5. Stanford	192	600	320
6. UCLA	246	765	322
7. California	182	563	323
8. Washington	202	622	325
9. Oregon	177	545	325
10. USC	130	390	333
11. Washington State	170	499	341
12. Utah	136	381	357

REBOUNDING OFFENSE	G	Reb	Avg/G
1. Oregon State	32	1370	42.8
2. Colorado	32	1338	41.8
3. UCLA	37	1502	40.6
4. California	34	1331	39.1
5. USC	30	1165	38.8
6. Stanford	36	1388	38.6
7. Oregon	30	1153	38.4
8. Washington	33	1261	38.2
9. Washington State	32	1214	37.9
10. Arizona	30	1123	37.4
11. Arizona State	35	1270	36.3
12. Utah	30	1085	36.2

REBOUNDING DEFENSE	G	Reb	Avg/G
1. Arizona State	35	1096	31.3
2. Oregon State	32	1099	34.3
3. Utah	30	1034	34.5
4. Stanford	36	1301	36.1
5. Colorado	32	1176	36.8
6. USC	30	1104	36.8
7. California	34	1296	38.1
8. Oregon	30	1157	38.6
9. UCLA	37	1451	39.2
10. Arizona	30	1177	39.2
11. Washington	33	1306	39.6
12. Washington State	32	1306	40.8

REBOUNDING MARGIN	Team	Opp	Margin
1. Oregon State	1370	1099	+8.5
2. Colorado	1338	1176	+5.1
3. Arizona State	1270	1096	+5.0
4. Stanford	1388	1301	+2.4
5. USC	1165	1104	+2.0
6. Utah	1085	1034	+1.7
7. UCLA	1502	1451	+1.4
8. California	1331	1296	+1.0
9. Oregon	1153	1157	-0.1
10. Washington	1261	1306	-1.4
11. Arizona	1123	1177	-1.8
12. Washington State	1214	1306	-2.9

BLOCKED SHOTS	G	Blocks	Avg/G
1. Oregon State	32	191	5.97
2. UCLA	37	182	4.92
3. Stanford	36	166	4.61
4. Colorado	32	144	4.50
5. California	34	127	3.74
6. Washington	33	114	3.45
7. Oregon	30	99	3.30
8. Utah	30	95	3.17
9. Arizona	30	90	3.00
10. Washington State	32	88	2.75
11. USC	30	79	2.63
12. Arizona State	35	80	2.29

ASSISTS	G	Assts	Avg/G
1. Oregon State	32	596	18.63
2. California	34	562	16.53
3. Colorado	32	482	15.06
4. Arizona State	35	516	14.74
5. USC	30	413	13.77
6. Oregon	30	396	13.20
7. Washington	33	411	12.45
8. UCLA	37	451	12.19
9. Washington State	32	351	10.97
10. Utah	30	316	10.53
11. Stanford	36	370	10.28
12. Arizona	30	298	9.93

STEALS	G	Steals	Avg/G
1. Washington State	32	321	10.03
2. USC	30	278	9.27
3. UCLA	37	319	8.62
4. California	34	279	8.21
5. Arizona State	35	287	8.20
6. Washington	33	241	7.30
7. Stanford	36	211	5.86
8. Oregon State	32	183	5.72
9. Arizona	30	166	5.53
10. Oregon	30	157	5.23
11. Colorado	32	156	4.88
12. Utah	30	123	4.10

TURNOVER MARGIN	Team	Opp	Margin
1. Washington State	442	618	+5.50
2. USC	433	526	+3.10
3. Arizona State	502	593	+2.60
4. Washington	382	430	+1.45
5. California	526	545	+0.56
6. UCLA	584	589	+0.14
7. Stanford	447	444	-0.08
8. Arizona	450	433	-0.57
9. Oregon State	448	378	-2.19
10. Oregon	437	366	-2.37
11. Utah	424	310	-3.80
12. Colorado	544	375	-5.28

ASSIST/TURNOVER RATIO	A	T	Ratio
1. Oregon State	596	448	1.33
2. Washington	411	382	1.08
3. California	562	526	1.07
4. Arizona State	516	502	1.03
5. USC	413	433	0.95
6. Oregon	396	437	0.91
7. Colorado	482	544	0.89
8. Stanford	370	447	0.83
9. Washington State	351	442	0.79
10. UCLA	451	584	0.77
11. Utah	316	424	0.75
12. Arizona	298	450	0.66

3-PT FG/MADE	G	3FG	Avg/G
1. Oregon State	32	267	8.34
2. Washington	33	262	7.94
3. Stanford	36	241	6.69
4. Oregon	30	193	6.43
5. Washington State	32	184	5.75
6. Colorado	32	161	5.03
7. California	34	165	4.85
8. Arizona State	35	167	4.77
9. Utah	30	140	4.67
10. UCLA	37	160	4.32
11. USC	30	117	3.90
12. Arizona	30	67	2.23

SCORING

##	Player-Team	G	FG	3FG	FT	Pts	Avg/G
1.	Plum, Kelsey-WASH	18	116	34	106	372	20.7
2.	Galdeira, Lia-WSU	18	133	30	57	353	19.6
3.	Alleynes, Jillian-ORE	18	137	0	65	339	18.8
4.	Gray, Reshanda-CAL	18	109	0	97	315	17.5
5.	Presley, Tia-WSU	18	100	23	69	292	16.2
6.	Weisner, Jamie-OSU	18	95	46	42	278	15.4
	Davis, Jazmine-WASH	18	84	28	82	278	15.4
8.	Orange, Amber-STAN	18	107	17	21	252	14.0
9.	Wicijowski, Taryn-UTAH	18	95	2	59	251	13.9
10.	Fields, Nirra-UCLA	17	91	15	40	237	13.9
11.	Walton, Talia-WASH	16	84	31	16	215	13.4
12.	Swan, Jamee-COLO	18	89	2	53	233	12.9
	Kresl, Lexy-COLO	18	73	36	51	233	12.9
14.	Boyd, Brittany-CAL	17	79	14	44	216	12.7
15.	Warthen, Candice-ARIZ	18	84	9	51	228	12.7
16.	Hamblin, Ruth-OSU	18	97	0	30	224	12.4
17.	Hempfen, Katie-ASU	18	70	42	39	221	12.3
18.	Thompson, Lili-STAN	18	78	16	47	219	12.2
19.	Reese, Jen-COLO	18	87	4	40	218	12.1
20.	Wiese, Sydney-OSU	18	71	50	22	214	11.9

REBOUNDING

##	Player-Team	G	OFF	DEF	TOT	Avg/G
1.	Alleynes, Jillian-ORE	18	74	202	276	15.3
2.	Johnson, Kaylee-STAN	18	49	116	165	9.2
3.	Williams, Aminah-WASH	18	52	111	163	9.1
4.	Hamblin, Ruth-OSU	18	45	111	156	8.7
5.	Gray, Reshanda-CAL	18	59	89	148	8.2
6.	Wicijowski, Taryn-UTAH	18	42	101	143	7.9
7.	Swan, Jamee-COLO	18	55	83	138	7.7
8.	Boyd, Brittany-CAL	17	25	105	130	7.6
9.	Hunter, Deven-OSU	18	37	100	137	7.6
10.	Violetama, Alexyz-USC	16	31	90	121	7.6
11.	Brunner, Sophie-ASU	18	56	79	135	7.5
12.	Horn, Kaneisha-USC	18	41	86	127	7.1
13.	Brown, Louise-WSU	18	41	80	121	6.7
14.	Fatuesi, Joeseta-UTAH	17	26	88	114	6.7
15.	Galdeira, Lia-WSU	18	42	76	118	6.6
	Weisner, Jamie-OSU	18	38	80	118	6.6
17.	Oshahor, Chantel-WASH	18	17	98	115	6.4
18.	Reese, Jen-COLO	18	22	92	114	6.3
19.	Cooks, Mariah-WSU	18	53	57	110	6.1
20.	Walton, Talia-WASH	16	20	76	96	6.0

FIELD GOAL PCT (Min. 3.0 made per game)

##	Player-Team	G	FG	FGA	Pct
1.	Alleynes, Jillian-ORE	18	137	238	57.6
2.	Brunner, Sophie-ASU	18	77	143	53.8
3.	Hamblin, Ruth-OSU	18	97	184	52.7
4.	Gray, Reshanda-CAL	18	109	208	52.4
5.	Weisner, Jamie-OSU	18	95	190	50.0
6.	Cowling, Mikayla-CAL	18	72	146	49.3
7.	Reese, Jen-COLO	18	87	178	48.9
8.	Orange, Amber-STAN	18	107	224	47.8
9.	Williams, Aminah-WASH	18	58	123	47.2
10.	Wicijowski, Taryn-UTAH	18	95	204	46.6

ASSISTS

##	Player-Team	G	Assists	Avg/G
1.	Boyd, Brittany-CAL	17	101	5.94
2.	Wiese, Sydney-OSU	18	97	5.39
3.	Davis, Elisha-ASU	18	78	4.33
4.	Canada, Jordyn-UCLA	16	68	4.25
5.	Kresl, Lexy-COLO	18	69	3.83
6.	Toler, Drea-ORE	17	63	3.71
7.	Orange, Amber-STAN	18	63	3.50
	Davis, Jazmine-WASH	18	63	3.50
9.	Petersen, Lexi-ORE	18	61	3.39
10.	Rodriguez, Danielle-UTAH	17	54	3.18

FREE THROW PCT (Min. 2.0 made per game)

##	Player-Team	G	FTM	FTA	Pct
1.	Reese, Jen-COLO	18	40	43	.930
2.	Plum, Kelsey-WASH	18	106	117	.906
3.	Roberson, Briana-STAN	18	41	48	.854
4.	Kresl, Lexy-COLO	18	51	61	.836
5.	Weisner, Jamie-OSU	18	42	51	.824
6.	Presley, Tia-WSU	18	69	84	.821
7.	Petersen, Lexi-ORE	18	36	44	.818
8.	Thompson, Lili-STAN	18	47	58	.810
9.	Jones, LaBrittney-ARIZ	18	51	63	.810
	Warthen, Candice-ARIZ	18	51	63	.810

STEALS

##	Player-Team	G	Steals	Avg/G
1.	Galdeira, Lia-WSU	18	57	3.17
2.	Boyd, Brittany-CAL	17	45	2.65
3.	Brunner, Sophie-ASU	18	43	2.39
4.	Fields, Nirra-UCLA	17	39	2.29
5.	Presley, Tia-WSU	18	35	1.94
6.	Davis, Jazmine-WASH	18	34	1.89
7.	Canada, Jordyn-UCLA	16	27	1.69
8.	Amukamara, Promise-ASU	18	29	1.61
	Barrett, Brianna-USC	18	29	1.61
10.	Green, Gabby-CAL	18	28	1.56

3-POINT FG PCT (Min. 1.0 made per game)

##	Player-Team	G	3FG	FGA	Pct
1.	Weisner, Jamie-OSU	18	46	102	.451
2.	Samuelson, Bonnie-STAN	18	47	107	.439
3.	Kresl, Lexy-COLO	18	36	88	.409
4.	Wiese, Sydney-OSU	18	50	125	.400
	Hempfen, Katie-ASU	18	42	105	.400
6.	Davis, Jazmine-WASH	18	28	72	.389
7.	Walton, Talia-WASH	16	31	80	.388
8.	Korver, Karl-UCLA	18	34	89	.382
9.	Plum, Kelsey-WASH	18	34	92	.370
10.	Bando, Lexi-ORE	16	25	68	.368

3-POINT FG MADE

##	Player-Team	G	3FG	Avg/G
1.	Wiese, Sydney-OSU	18	50	2.78
2.	Samuelson, Bonnie-STAN	18	47	2.61
3.	Weisner, Jamie-OSU	18	46	2.56
4.	Hempfen, Katie-ASU	18	42	2.33
5.	Kresl, Lexy-COLO	18	36	2.00
6.	Walton, Talia-WASH	16	31	1.94
7.	Korver, Karl-UCLA	18	34	1.89
	Plum, Kelsey-WASH	18	34	1.89
9.	Galdeira, Lia-WSU	18	30	1.67
10.	Loper, Katelyn-ORE	17	28	1.65

BLOCKED SHOTS

##	Player-Team	G	Blocks	Avg/G
1.	Hamblin, Ruth-OSU	18	75	4.17
2.	Swan, Jamee-COLO	18	33	1.83
3.	JONES, LaBrittney-ARIZ	18	32	1.78
4.	Costa, Corinne-UCLA	18	29	1.61
5.	McCall, Erica-STAN	18	27	1.50
6.	Johnson, Kaylee-STAN	18	24	1.33
	Billings, Monique-UCLA	18	24	1.33
8.	Alleynes, Jillian-ORE	18	23	1.28
	Carpenter, Megan-ORE	18	23	1.28
10.	Walton, Talia-WASH	16	18	1.13

ASSIST/TURNOVER RATIO (Min. 3.0 assists/game)

##	Player-Team	G	Asst	Avg	Turn	Avg	Ratio
1.	Orange, Amber-STAN	18	63	3.5	33	1.8	1.91
2.	Wiese, Sydney-OSU	18	97	5.4	52	2.9	1.87
3.	Toler, Drea-ORE	17	63	3.7	34	2.0	1.85
4.	Rodriguez, Danielle-UTAH	17	54	3.2	34	2.0	1.59
5.	Boyd, Brittany-CAL	17	101	5.9	68	4.0	1.49
6.	Davis, Elisha-ASU	18	78	4.3	53	2.9	1.47
7.	Adams, Jordan-USC	18	57	3.2	40	2.2	1.43
8.	Green, Gabby-CAL	18	54	3.0	39	2.2	1.38
9.	Kresl, Lexy-COLO	18	69	3.8	55	3.1	1.25
10.	Canada, Jordyn-UCLA	16	68	4.3	57	3.6	1.19

OFFENSIVE REBOUNDS

##	Player-Team	G	No.	Avg/G
1.	Alleynes, Jillian-ORE	18	74	4.11
2.	Gray, Reshanda-CAL	18	59	3.28
3.	Brunner, Sophie-ASU	18	56	3.11
4.	Swan, Jamee-COLO	18	55	3.06
5.	Cooks, Mariah-WSU	18	53	2.94
6.	Williams, Aminah-WASH	18	52	2.89
7.	Johnson, Kaylee-STAN	18	49	2.72
8.	Moos, Kelsey-ASU	14	36	2.57
9.	Hamblin, Ruth-OSU	18	45	2.50
10.	Wicijowski, Taryn-UTAH	18	42	2.33
	Galdeira, Lia-WSU	18	42	2.33
	Adams, Jordan-USC	18	42	2.33
	Simon, Kristen-USC	15	35	2.33

DEFENSIVE REBOUNDS

##	Player-Team	G	No.	Avg/G
1.	Alleynes, Jillian-ORE	18	202	11.22
2.	Johnson, Kaylee-STAN	18	116	6.44
3.	Boyd, Brittany-CAL	17	105	6.18
4.	Hamblin, Ruth-OSU	18	111	6.17
	Williams, Aminah-WASH	18	111	6.17
6.	Violetama, Alexyz-USC	16	90	5.63
7.	Wicijowski, Taryn-UTAH	18	101	5.61
8.	Hunter, Deven-OSU	18	100	5.56
9.	Oshahor, Chantel-WASH	18	98	5.44
10.	Fatuesi, Joeseta-UTAH	17	88	5.18

MINUTES PLAYED

##	Player-Team	G	Min	Avg/G
1.	Plum, Kelsey-WASH	18	680	37.78
2.	Davis, Jazmine-WASH	18	664	36.89
3.	Petersen, Lexi-ORE	18	662	36.78
4.	Rodriguez, Danielle-UTAH	17	619	36.41
5.	Wicijowski, Taryn-UTAH	18	652	36.22
6.	Alleynes, Jillian-ORE	18	634	35.22
	Jefflo, Mercedes-CAL	18	634	35.22
8.	Boyd, Brittany-CAL	17	589	34.65
9.	Wiese, Sydney-OSU	18	615	34.17
10.	Orange, Amber-STAN	18	603	33.50
	Green, Gabby-CAL	18	603	33.50

SCORING OFFENSE	G	Pts	Avg/G
1. Washington	18	1270	70.6
2. Oregon State	18	1247	69.3
3. Stanford	18	1196	66.4
4. Colorado	18	1195	66.4
5. Washington State	18	1178	65.4
6. Arizona State	18	1166	64.8
7. California	18	1165	64.7
8. UCLA	18	1128	62.7
9. Oregon	18	1118	62.1
10. USC	18	1104	61.3
11. Arizona	18	1012	56.2
12. Utah	18	934	51.9

SCORING DEFENSE	G	Pts	Avg/G
1. Arizona State	18	991	55.1
2. Oregon State	18	1000	55.6
3. Stanford	18	1046	58.1
4. California	18	1062	59.0
5. Utah	18	1078	59.9
6. USC	18	1126	62.6
7. UCLA	18	1169	64.9
8. Washington	18	1202	66.8
9. Colorado	18	1242	69.0
10. Washington State	18	1253	69.6
11. Oregon	18	1257	69.8
12. Arizona	18	1287	71.5

SCORING MARGIN	OFF	DEF	Margin
1. Oregon State	69.3	55.6	+13.7
2. Arizona State	64.8	55.1	+9.7
3. Stanford	66.4	58.1	+8.3
4. California	64.7	59.0	+5.7
5. Washington	70.6	66.8	+3.8
6. USC	61.3	62.6	-1.2
7. UCLA	62.7	64.9	-2.3
8. Colorado	66.4	69.0	-2.6
9. Washington State	65.4	69.6	-4.2
10. Oregon	62.1	69.8	-7.7
11. Utah	51.9	59.9	-8.0
12. Arizona	56.2	71.5	-15.3

FREE THROW PCT	FTM	FTA	Pct
1. Washington	269	339	.794
2. Colorado	232	299	.776
3. Arizona	214	293	.730
4. Washington State	202	280	.721
5. Stanford	203	284	.715
6. Oregon State	181	260	.696
7. Arizona State	206	301	.684
8. UCLA	214	323	.663
9. Oregon	157	238	.660
10. Utah	163	253	.644
11. California	200	318	.629
12. USC	201	324	.620

FIELD GOAL PCT	FG	FGA	Pct
1. Oregon State	457	1026	.445
2. California	445	1025	.434
3. Stanford	438	1019	.430
4. Arizona State	435	1022	.426
5. Colorado	440	1041	.423
6. Washington	432	1057	.409
7. Oregon	434	1063	.408
8. UCLA	423	1108	.382
9. USC	422	1109	.381
10. Utah	350	927	.378
11. Washington State	436	1200	.363
12. Arizona	381	1066	.357

FIELD GOAL PCT DEFENSE	FG	FGA	Pct
1. Oregon State	383	1096	.349
2. Stanford	396	1082	.366
3. California	396	1070	.370
4. UCLA	417	1078	.387
5. Utah	377	958	.394
6. Washington	448	1133	.395
7. Colorado	429	1065	.403
8. Oregon	480	1167	.411
9. Arizona State	390	924	.422
10. USC	422	988	.427
11. Washington State	459	1015	.452
12. Arizona	496	1087	.456

3-PT FIELD GOAL PCT	FG	FGA	Pct
1. Oregon State	152	402	.378
2. Colorado	83	221	.376
3. Arizona State	90	244	.369
4. Stanford	117	323	.362
5. Washington	137	392	.349
6. UCLA	68	208	.327
7. Oregon	93	286	.325
8. Washington State	104	356	.292
9. California	75	257	.292
10. Utah	71	268	.265
11. USC	59	229	.258
12. Arizona	36	143	.252

3-PT FG PCT DEFENSE	FG	FGA	Pct
1. Arizona State	55	206	.267
2. Colorado	88	293	.300
3. Stanford	89	286	.311
4. USC	73	234	.312
5. Oregon State	61	193	.316
6. California	82	254	.323
7. UCLA	124	383	.324
8. Oregon	106	325	.326
9. Washington	119	357	.333
10. Arizona	112	322	.348
11. Washington State	100	284	.352
12. Utah	76	192	.396

REBOUNDING OFFENSE	G	Reb	Avg/G
1. Oregon State	18	770	42.8
2. UCLA	18	709	39.4
3. Colorado	18	695	38.6
4. USC	18	686	38.1
5. Stanford	18	682	37.9
6. Oregon	18	680	37.8
7. Washington State	18	669	37.2
8. California	18	665	36.9
9. Washington	18	663	36.8
10. Arizona State	18	635	35.3
11. Arizona	18	622	34.6
12. Utah	18	622	34.6

REBOUNDING MARGIN	Team	Opp	Margin
1. Oregon State	770	596	+9.7
2. Colorado	695	633	+3.4
3. Arizona State	635	577	+3.2
4. Stanford	682	663	+1.1
5. USC	686	680	+0.3
6. Utah	622	622	+0.0
7. California	665	681	-0.9
8. UCLA	709	734	-1.4
9. Oregon	680	711	-1.7
10. Washington	663	718	-3.1
11. Washington State	669	744	-4.2
12. Arizona	622	739	-6.5

BLOCKED SHOTS	G	Blocks	Avg/G
1. Oregon State	18	111	6.17
2. UCLA	18	90	5.00
3. Stanford	18	78	4.33
4. Colorado	18	68	3.78
5. California	18	65	3.61
6. Arizona	18	57	3.17
7. Oregon	18	54	3.00
8. Washington	18	51	2.83
9. Utah	18	49	2.72
10. Washington State	18	45	2.50
11. USC	18	43	2.39
12. Arizona State	18	33	1.83

ASSISTS	G	Assts	Avg/G
1. Oregon State	18	304	16.89
2. California	18	271	15.06
3. Colorado	18	267	14.83
4. Arizona State	18	250	13.89
5. Oregon	18	220	12.22
6. UCLA	18	210	11.67
7. USC	18	206	11.44
8. Washington	18	200	11.11
9. Washington State	18	182	10.11
10. Stanford	18	179	9.94
11. Utah	18	167	9.28
12. Arizona	18	165	9.17

STEALS	G	Steals	Avg/G
1. Washington State	18	162	9.00
2. Arizona State	18	159	8.83
3. UCLA	18	148	8.22
4. USC	18	142	7.89
5. California	18	140	7.78
6. Washington	18	121	6.72
7. Stanford	18	100	5.56
8. Arizona	18	87	4.83
9. Oregon	18	85	4.72
10. Colorado	18	83	4.61
11. Oregon State	18	74	4.11
12. Utah	18	70	3.89

TURNOVER MARGIN	Team	Opp	Margin
1. Washington State	220	312	+5.11
2. Arizona State	242	309	+3.72
3. USC	234	282	+2.67
4. UCLA	253	285	+1.78
5. Washington	201	225	+1.33
6. California	260	283	+1.28
7. Stanford	209	218	+0.50
8. Arizona	240	238	-0.11
9. Utah	248	183	-3.61
10. Oregon	263	194	-3.83
11. Oregon State	251	174	-4.28
12. Colorado	289	207	-4.56

ASSIST/TURNOVER RATIO	A	T	Ratio
1. Oregon State	304	251	1.21
2. California	271	260	1.04
3. Arizona State	250	242	1.03
4. Washington	200	201	1.00
5. Colorado	267	289	0.92
6. USC	206	234	0.88
7. Stanford	179	209	0.86
8. Oregon	220	263	0.84
9. UCLA	210	253	0.83
10. Washington State	182	220	0.83
11. Arizona	165	240	0.69
12. Utah	167	248	0.67

2014-15 PAC-12 HOME ATTENDANCES

School (Arena, Capacity)	Gms.	Att.	Avg.	High	High Versus
Arizona (McKale Center, 14,545)	15	23,583	1,572	6,268	UC SANTA BARBARA (11/25)
Arizona State (Wells Fargo Arena, 14,198)	18	55,148	3,064	6,503	YALE (12/28)
California (Haas Pavilion, 11,877)	17	45,078	2,652	8,339	LOUISVILLE (12/21)
Colorado (Coors Events Center, 11,064)	17	36,345	2,138	3,954	ARIZONA STATE (1/30)
Oregon (Matthew Knight Arena, 12,541)	17	25,511	1,501	2,106	OREGON STATE (1/11)
Oregon State (Gill Coliseum, 10,400)	16	67,109	4,194	7,652	OREGON (1/9)
Stanford (Maples Pavillion, 7,233)	17	60,763	3,574	5,209	CALIFORNIA (2/22)
UCLA (Pauley Pavilion, 12,819)	18	31,921	1,773	6,103	CALIFORNIA (1/25)
USC (Galen Center, 10,258)	14	11,644	832	2,800	ARIZONA STATE (2/22)
Utah (Jon M. Huntsman Center, 15,000)	16	11,885	743	1,159	BYU (12/13)
Washington (Alaska Airlines Arena, 10,000)	13	29,762	2,289	3,447	UCLA (2/28)
Washington State (Friel Court, 12,058)	15	14,779	985	2,138	SEATTLE (11/21)
TOTALS	193	413,528	2,143	55,678	

TEAM

MOST POINTS

110 California vs San Jose State (11/28/14)
 109 Oregon State vs Sac State (12/6/14)

MARGIN OF VICTORY

57 (92-35) Oregon State vs Concordia (11/22/14)
 56 (90-34) Stanford vs UC Santa Barbara (12/28/14)

MOST FIELD GOALS MADE

48 California vs Sac State (12/3/14)
 46 California vs San Jose State (11/28/14)

MOST FIELD GOAL ATTEMPTS

86 California vs Sac State (12/3/14)
 84 Washington State vs UCLA (2/26/15)

HIGHEST FIELD GOAL PERCENTAGE

649 (37-57) Stanford vs Boston College (11/14/14)
 .590 (36-61) Arizona State at Arizona (01/08/15)

MOST 3-PT FG MADE

18 Washington vs Furman (11/29/14)
 17 Oregon vs Utah State (11/14/14)

MOST 3-PT FG ATTEMPTS

34 Washington vs Colorado (01/23/15)
 32 Oregon vs Utah State (11/14/14)

HIGHEST 3-PT PERCENTAGE

1.000 (4-4) Arizona vs Washington State (01/03/15)
 .714 (5-7) Colorado vs USC (03/05/15)
 .714 (5-7) UCLA vs Northern Colorado (03/26/15)

MOST FREE THROWS MADE

33 Washington State vs Colorado (1/25/15)
 32 UCLA at James Madison (11/14/14)
 32 Washington at Colorado (2/15/15)

MOST FREE THROW ATTEMPTS

40 Colorado vs Western Kentucky (11/17/14)
 40 Colorado vs Utah (1/14/15)

HIGHEST FREE THROW PERCENTAGE

1.000 (14-14) Colorado vs Washington State (2/13/15)
 1.000 (13-13) Oregon vs Arizona (02/13/15)
 1.000 (12-12) Utah vs UNLV (12/6/14)

MOST REBOUNDS

64 Oregon State vs Sac State (12/6/14)
 63 Utah vs San Jose State (11/14/14)

MOST ASSISTS

40 Oregon State vs Sac State (12/6/14)
 34 California vs San Jose State (11/28/14)

MOST STEALS

20 Washington State vs Colorado (1/25/15)
 19 USC at Davidson (11/17/14)

MOST BLOCKED SHOTS

11 UCLA vs Oregon (01/05/15)
 11 Oregon State vs California (2/28/15)

MOST TURNOVERS

31 California at Long Beach State (12/13/14)
 28 Colorado at UCLA (02/06/15)

MOST FOULS

36 UCLA at James Madison (11/14/14)
 34 Colorado vs Western Kentucky (11/17/14)

INDIVIDUAL

MOST POINTS

45 Plum, Kelsey (WASH) at Oklahoma (11/14/14)
 37 Plum, Kelsey (WASH) vs South Dakota (11/20/14)
 37 Gray, Reshanda (CAL) vs Sac State (12/3/14)

MOST FIELD GOALS MADE

17 Gray, Reshanda (CAL) vs Sac State (12/3/14)
 15 Wicijowski, Taryn (UTAH) vs San Jose State (11/14/14)
 15 Plum, Kelsey (WASH) at Oklahoma (11/14/14)

MOST FIELD GOAL ATTEMPTS

28 Galdeira, Lia (WSU) at California (2/2/15)
 27 Plum, Kelsey (WASH) at Oklahoma (11/14/14)

HIGHEST FIELD GOAL PERCENTAGE

1.000 (8-8) Barrett, Brianna (USC) vs LMU (12/18/14)
 1.000 (8-8) Alleyne, Jillian (ORE) vs Arizona State (02/15/15)

MOST 3-PT FG MADE

8 Loper, Katelyn (ORE) vs Utah State (11/14/14)
 8 Samuelson, Bonnie (STAN) vs UCLA (2/15/15)

MOST 3-PT FG ATTEMPTS

13 Galdeira, Lia (WSU) at California (2/2/15)
 12 Loper, Katelyn (ORE) vs Utah State (11/14/14)
 12 Samuelson, Karlie (STAN) at New Mexico (11/24/14)
 12 Wiese, Sydney (OSU) at North Carolina (12/16/14)
 12 Ruiz, Brianna (WASH) vs Stanford (01/09/15)
 12 Walton, Talia (WASH) at Oregon State (1/19/15)
 12 Samuelson, Bonnie (STAN) vs UCLA (2/15/15)
 12 Presley, Tia (WSU) vs UCLA (2/26/15)
 12 Jefflo, Mercedes (CAL) vs Texas (3/22/15)

HIGHEST 3-PT PERCENTAGE

1.000 (5-5) Kresl, Lexy (COLO) vs Oregon State (03/06/15)
 .857 (6-7) Thompson, Lili (STAN) at Hawaii (11/29/14)

MOST FREE THROWS MADE

13 Plum, Kelsey (WASH) vs Yale (11/23/14)
 13 Plum, Kelsey (WASH) vs Utah (01/25/15)
 13 Canada, Jordin (UCLA) at West Virginia (4/4/15)

MOST FREE THROW ATTEMPTS

16 Gray, Reshanda (CAL) vs Colorado (1/5/15)
 16 Kresl, Lexy (COLO) vs Utah (1/14/15)
 16 Gray, Reshanda (CAL) vs UCLA (2/12/15)

HIGHEST FREE THROW PERCENTAGE

1.000 (12-12) Plum, Kelsey (WASH) at Oklahoma (11/14/14)
 1.000 (11-11) Drummer, Lajahna (UCLA) at James Madison (11/14/14)
 1.000 (11-11) Smith, Haley (COLO) vs Utah (1/14/15)

MOST REBOUNDS

25 Alleyne, Jillian (ORE) vs UCLA (01/31/15)
 22 Johnson, Kaylee (STAN) at New Mexico (11/24/14)
 22 Johnson, Kaylee (STAN) vs Santa Clara (12/14/14)

MOST ASSISTS

16 Boyd, Brittany (CAL) vs Sac State (12/3/14)
 15 Boyd, Brittany (CAL) at Washington (01/11/15)

MOST STEALS

8 Brunner, Sophie (ASU) vs Colorado (3/1/15)
 7 (Seven)

MOST BLOCKED SHOTS

8 Hamblin, Ruth (OSU) vs USC (1/31/15)
 8 Hamblin, Ruth (OSU) vs California (2/28/15)

MOST TURNOVERS

10 Davis, Elisha (ASU) vs Northwestern (12/21/14)
 10 Boyd, Brittany (CAL) at UCLA (01/25/15)

MOST POINTS

Career:	2,737	Chiney Ogwumike, STAN, 2011-14
Season:	967	Chiney Ogwumike, STAN, 2014
Game:	50	Cherie Nelson, USC vs. California, 3/10/89
Conf.:	50	Cherie Nelson, USC vs. California, 3/10/89

HIGHEST SCORING AVERAGE

Career:	23.2	Cherie Nelson, USC, 1987-89
Season:	26.1	Chiney Ogwumike, STAN, 2014
	26.1	Cherie Nelson, USC, 1989

MOST FIELD GOALS

Career:	1,100	Chiney Ogwumike, STAN, 2011-14
Season:	402	Chiney Ogwumike, STAN, 2014
Game:	19	Nnemkadi Ogwumike, STAN vs. Tennessee, 12/20/11
	19	Jayne Appel, STAN vs. Iowa State, 3/30/09
	19	Melani Francis, ASU vs. New Mexico, 1/1/94
	19	Jennifer Bennett, CAL vs. Creighton, 3/20/87
Conf.:	19	Natalie Williams, UCLA vs. California, 2/24/94

MOST FIELD GOALS ATTEMPTED

Career:	1,934	Candice Wiggins, STAN, 2005-08
Season:	669	Chiney Ogwumike, STAN, 2014
Game:	36	Monica Rasberry, OSU vs. Oregon, 12/10/88
Conf.:	36	Monica Rasberry, OSU vs. Oregon, 12/10/88

HIGHEST FIELD GOAL PERCENTAGE

(min. 4 made per game)

Career:	.644	Kristin Folk, STAN, 1995, 1997-98 (250-388)
Season:	.645	Judie Lomax, OSU, 2007 (120-186)
Game:	1.000	Jillian Alleyne, ORE vs. ARIZ, 1/31/14 (11-11)
	1.000	Lauri Landerholm, ORE vs. Washington State, 1/22/87(11-11)
Conf.:	1.000	Jillian Alleyne, ORE vs. ARIZ, 1/31/14 (11-11)
	1.000	Lauri Landerholm, ORE vs. Washington State, 1/22/87 (11-11)

MOST THREE-POINT FIELD GOALS

Career:	295	Candice Wiggins, STAN, 2005-08
Season:	124	Taylor Lilley, ORE, 2010
Game:	11	Kristi Kingma, WASH at Oregon, 2/15/13
Conf.:	11	Kristi Kingma, WASH at Oregon, 2/15/13

MOST THREE-POINT FIELD GOAL ATTEMPTS

Career:	815	Ashley Corral, USC, 2009-12
Season:	306	Katelyn Loper, ORE, 2014
	306	Taylor Lilley, ORE, 2010
Game:	21	Jamie Craighead, ORE vs. Iowa, 3/17/11
Conf.:	17	Chrishae Rowe, ORE vs. USC, 2/14/14
	17	Kristi Kingma, WASH at Oregon, 2/15/13

HIGHEST THREE-POINT FIELD GOAL PCT

(min. 1 made per game)

Career:	(44-89)	.494	Rosalind Moore-Senior, ASU, 1987-89
Season:	(43-82)	.524	Kristin Iwanaga, CAL, 2005
Game:	(7-7)	1.000	Jennifer Azzi, STAN vs. Eastern Michigan, 12/29/89
	(6-6)	1.000	Kelsey Plum, WASH vs. Oregon State, 1/24/14
	(5-5)	1.000	Lexy Kresl, COLO vs. Oregon State, 3/6/15
	(5-5)	1.000	Joslyn Tinkle, STAN vs. Michigan, 3/26/13
	(5-5)	1.000	Lexy Kresl, COLO vs. New Mexico, 12/29/12
	(5-5)	1.000	Micaela Cocks, ORE vs. Long Beach State, 12/5/09
	(5-5)	1.000	Sarah Pool, CAL at San Jose State, 12/8/05
	(5-5)	1.000	Melanie Pearson, UCLA vs. North Carolina, 12/18/97
	(4-4)	1.000	Vanessa Nygaard, STAN vs. Sacramento State, 12/19/95
Conf.:	(6-6)	1.000	Kaela Chapdelaine, ORE vs. UCLA, 2/23/08
	(5-5)	1.000	Lauren St. Clair, STAN vs. UCLA, 2/3/00
	(5-5)	1.000	Brook Coulter, CAL vs. UCLA, 2/4/01
	(5-5)	1.000	Kiki Williams, CAL vs. Oregon, 3/5/04

MOST FREE THROWS

Career:	608	Tanja Kostic, OSU, 1993-96
Season:	207	Kelsey Plum, WASH, 2014
	207	Cassie Harberts, USC, 2013
Game:	23	Shaunda Greene, WASH vs. Northern Illinois, 11/30/91
Conf.:	20	Judy Shannon, OSU vs. Washington, 1/20/91

MOST CONSECUTIVE FREE THROWS MADE

	44	Bonnie Samuelson, STAN, 1/3/14-12/22/14
	33	Erica Mashia, USC, 11/12/95-1/11/96

MOST FREE THROW ATTEMPTS

Career:	903	Tanja Kostic, OSU, 1993-96
Season:	298	Cassie Harberts, USC, 2013
Game:	27	Shaunda Greene, WASH vs. N. Illinois, 11/30/91
Conf.:	24	Judy Shannon, OSU vs. Washington, 1/20/90

HIGHEST FREE THROW PERCENTAGE

(min. 2 made per game)

Career:	(235-264)	.890	Kristin Iwanaga, CAL, 2002-2005
Season:	(85-91)	.934	Kristin Iwanaga, CAL, 2005
Game:	(15-15)	1.000	Kristi Kingma, WASH vs. Oregon State, 1/25/13
	(15-15)	1.000	Maylana Martin, UCLA vs. Kentucky, 3/15/99
	(15-15)	1.000	Brina Chaney, OSU vs. Oregon, 2/7/04
	(14-14)	1.000	Teresa Palmisano, CAL vs. St Mary's, 12/5/90
	(14-14)	1.000	Jessica Schutt, ORE vs. Washington, 2/19/95
Conf.:	(15-15)	1.000	Kristi Kingma, WASH vs. Oregon State, 1/25/13
	(15-15)	1.000	Brina Chaney, OSU vs. Oregon, 2/7/04
	(14-14)	1.000	Jessica Schutt, ORE vs. Washington, 2/19/95

MOST REBOUNDS

Career:	1,567	Chiney Ogwumike, STAN, 2011-14
Season:	519	Jillian Alleyne, ORE, 2014
Game:	27	Jillian Alleyne, ORE vs. Portland State, 11/15/12
Conf.:	26	Gennifer Brandon, CAL vs. USC, 1/17/13

HIGHEST REBOUNDING AVERAGE

Career:	12.8	Natalie Williams, UCLA, 1991-94
Season:	16.2	Jillian Alleyne, ORE, 2014

MOST ASSISTS

Career:	757	Sonja Henning, STAN, 1988-91
Season:	278	Brenda Pantoja, ARIZ, 1996
Game:	20	Jade Hyett, WSU vs. California, 1/23/97
Conf.:	20	Jade Hyett, WSU vs. California, 1/23/97

HIGHEST ASSIST AVERAGE

Career:	7.1	Ryneldi Becenti, ASU, 1991-93
Season:	9.3	Brenda Pantoja, ARIZ, 1995-96

MOST BLOCKED SHOTS

Career:	402	Stefanie Kasperski, ORE, 1987-90
Season:	141	Ruth Hamblin, OSU, 2014
Game:	13	Stefanie Kasperski, ORE vs W. Kentucky, 12/29/87
Conf.:	12	Stefanie Kasperski, ORE vs. California, 2/26/88

HIGHEST BLOCKED SHOTS AVERAGE

Career:	3.4	Stefanie Kasperski, ORE, 1987-90
Season:	4.3	Stefanie Kasperski, ORE, 1988

MOST STEALS

Career:	372	Lisa Willis, UCLA, 2002-06
Season:	123	Jade Hyett, WSU, 1997
Game:	13	Sandra Van Embricqs, UCLA vs. Arizona, 2/12/87
Conf.:	13	Sandra Van Embricqs, UCLA vs. Arizona, 2/12/87

HIGHEST STEALS AVERAGE

Career:	3.1	Lisa Willis, UCLA, 2002-06
Season:	4.6	Jade Hyett, WSU, 1997

MOST POINTS

Season:	3,063	Stanford, 1990
Game:	122	Stanford vs. Long Beach State (49), Dec. 8, 1993
	122	Stanford vs. Cal State Fullerton (80), Dec. 10, 1994
Conf. Game:	119	Arizona vs. Oregon (112), Jan. 16, 2010
Both Teams, Gm:	231	Arizona (119) vs. Oregon (112), Jan. 16, 2010
Both Teams, Conf:	231	Arizona (119) vs. Oregon (112), Jan. 16, 2010
Losing Tm, Gm:	112	Oregon vs. Arizona (119), Jan. 16, 2010
Losing Tm, Conf:	112	Oregon vs. Arizona (119), Jan. 16, 2010

HIGHEST SCORING AVERAGE

Season:	93.2	Oregon, 2014
---------	------	--------------

LARGEST SCORING MARGIN

Season:	26.6	Stanford, 1990 (92.8 offense, 66.2 defense)
Game:	77	Stanford (112) vs. Washington (35), Jan. 8, 2009
Conf.:	77	Stanford (112) vs. Washington (35), Jan. 8, 2009

MOST FIELD GOALS

Season:	1160	Stanford, 1990 (33 games)
Game:	51	Stanford vs. Cal State Fullerton, Dec. 10, 1994
Conf.:	47	Stanford vs. Arizona, Feb. 24, 1990

MOST FIELD GOAL ATTEMPTS

Season:	2,608	Oregon, 2014 (32 games)
Game:	113	Oregon vs. Sacramento State, Nov. 28, 2010
Conf.:	101	Oregon vs. California, Jan. 5, 2013

HIGHEST FIELD GOAL PERCENTAGE

Season:	.521	Stanford, 1998 (800-1,536)
Game:	.696	Oregon at DePaul, Dec. 22, 1999 (32-46)
Conf.:	.695	UCLA at Washington State, Feb. 25, 1999 (41-59)

MOST THREE-POINT FIELD GOALS

Season:	301	Oregon, 2014
Game:	18	Washington vs. Furman, Nov. 29, 2014
	18	Washington at Oregon, Feb. 15, 2013
Conf.:	18	Washington at Oregon, Feb. 15, 2013

MOST THREE-POINT FIELD GOAL ATTEMPTS

Season:	1,004	Oregon, 2014
Game:	52	Oregon vs. Southern, Dec. 18, 2013
Conf.:	42	Oregon at UCLA, Jan. 17, 2014
	42	Stanford vs. Oregon, Jan. 5, 2012

HIGHEST 3-POINT FIELD GOAL PERCENTAGE

Season:	.443	Oregon, 1989 (51-115)
Game (Min. 7 att.):	.857	Stanford vs. UCLA, Jan. 18, 2013 (6-7)
Conf. (Min. 7 att.):	.857	Stanford vs. UCLA, Jan. 18, 2013 (6-7)

MOST FREE THROWS

Season:	642	Stanford, 1997
	642	UCLA, 1999
Game:	51	Washington vs. Northern Illinois, Nov. 30, 1991
Conf.:	41	California vs. Arizona State, Feb. 20, 1990

MOST FREE THROW ATTEMPTS

Season:	905	UCLA, 1999
Game:	69	Washington vs. Northern Illinois, Nov. 30, 1991
Conf.:	54	California vs. Arizona State, Feb. 20, 1990

HIGHEST FREE THROW PERCENTAGE

Season:	.808	Stanford, 2004 (476-589)
Game (Min.10 att):	1.000	Arizona vs. Bowling Green, Dec. 28, 2000 (17-17)
	1.000	Washington State vs. Oregon, Jan. 20, 2001 (17-17)
	1.000	Arizona vs. Stanford, Jan. 15, 1994 (17-17)
	1.000	Oregon St. vs. Washington State, Feb. 14, 2004 (17-17)
Conf. (Min.10 att):	1.000	Washington State vs. Oregon, Jan. 20, 2001 (17-17)
	1.000	Arizona vs. Stanford, Jan. 15, 1994 (17-17)
	1.000	Oregon State vs. Washington State, Feb. 14, 2004 (17-17)

MOST REBOUNDS

Season:	1,663	Stanford, 2009
Game:	75	Oregon vs. Sacramento State, Nov. 28, 2010
Conf.:	68	Stanford at Oregon, Jan. 27, 2011

HIGHEST REBOUNDING AVERAGE

Season:	47.8	Arizona State, 1990-91
---------	------	------------------------

LARGEST REBOUNDING MARGIN

Season:	13.2	Stanford, 2009 (43.8 offense, 30.5 defense)
Game:	41	Oregon State (74) vs. Hawaii (33), Dec. 20, 1993
Conf.:	36	Stanford (68) vs. Oregon (32), Jan. 27, 2011

MOST ASSISTS

Season:	758	Stanford, 1990
Game:	40	Oregon State vs. Sacramento State, Dec. 6, 2014
Conf.:	35	Stanford vs. California, Feb. 18, 1994

MOST BLOCKED SHOTS

Season:	221	Oregon State, 2014
Game:	16	Arizona State vs. Washington, Feb. 16, 2012
	16	Oregon vs. Western Kentucky, Dec. 29, 1987
Conf.:	16	Arizona State vs. Washington, Feb. 16, 2012

MOST STEALS

Season:	435	UCLA, 1999
Game:	28	California vs. South Carolina State, Nov. 23, 2003
Conf.:	25	California vs. Arizona, Feb. 3, 1990
	25	UCLA vs. Washington St., Jan. 5, 2003

MOST PERSONAL FOULS

Season:	733	Colorado, 2014
Game:	39	Stanford vs. Arizona, Feb. 28, 1998
Conf.:	39	Stanford vs. Arizona, Feb. 28, 1998

FEWEST PERSONAL FOULS

Season:	403	Oregon State, 2011
Game:	5	Oregon vs. Stanford, Mar. 1, 2015
	5	Oregon State at Utah, Mar. 1, 2012
	5	Stanford vs CS Bakersfield, Dec. 22, 2011
	5	Stanford vs. Rutgers, Nov. 14, 2010
Conf.:	5	Oregon vs. Stanford, Mar. 1, 2015

FEWEST POINTS ALLOWED

Season:	1632	Washington, 2011
Game:	23	Arizona State (75) vs. UC Irvine, Dec. 6, 2008
Conf.:	30	Arizona State (59) vs. Washington State, Feb. 21, 2008

LOWEST POINTS ALLOWED AVERAGE

Season:	51.9	Stanford, 2013
---------	------	----------------

LOWEST FIELD GOAL PERCENTAGE ALLOWED

Season:	.316	Stanford, 2013 (693-2192)
Game:	.154	Stanford vs. Pacific, Dec. 12, 2003

MOST CONSECUTIVE VICTORIES

All Games:	27	Stanford, Dec. 30, 2009-April 2, 2010
Conf.:	67	Stanford, Jan. 22, 2009-Jan. 9, 2013
Vs. Conf. teams	81	Stanford, Jan. 22, 2009-Jan. 9, 2013 (includes postseason games)

MOST CHAMPIONSHIPS

NCAA:	2	Stanford (1990, 92)
	2	USC (1983, 84)
WNIT:	2	Oregon State (1980, 82)
	2	Oregon (1989, 2002)
	1	Arizona (1996)
	1	California (2010)
	1	UCLA (2015)
Conf:	22	Stanford (1989, 90*, 91, 92, 93, 95, 96, 97, 98, 01*, 02, 03, 04*, 05, 06, 07, 08, 09, 10, 11, 12, 13)
	3	Washington (1988, 90*, 01*)
	2	USC (1987, 94)
	2	Oregon (1999*, 2000)
	1	Oregon State (2015)
		* - co-champions

WINS AND LOSSES

Highest Winning Pct:	.970	Stanford, 1990 (32-1)
Most Wins, Season:	36	Stanford, 2010
Most Wins, Conf. Season:	18	Stanford, 1989, '96, '97, 2002, '10, '11, '12
Most 20-Win Seasons:	26	Stanford (1988, 89, 90, 91, 92, 93, 94, 95, 96, 97, 98, 00, 02, 03, 04, 05, 06, 07, 08, 09, 10, 11, 12, 13, 14, 15)
	9	Washington (1987, 88, 89, 90, 91, 94, 95, 01, 03)
Most Losses, Season:	27	Washington State, 2002
Most Losses, Conf. Season:	18	Washington State, 2002

POINTS (1500 Club)

- Chiney Ogumike, STAN (2011-14) . . . 2737
- Candice Wiggins, STAN (2005-08) . . . 2629
- Nnemkadi Ogumike, STAN (2009-12) . . . 2491
- Lisa Leslie, USC (1991-94) . . . 2414
- Tanja Kostic, OSU (1993-96) . . . 2349
- Jazmine Davis, WASH (2012-15) . . . 2277
- Tina Thompson, USC (1994-97) . . . 2248
- Adia Barnes, ARIZ (1995-98) . . . 2237
- Kate Starbird, STAN (1994-97) . . . 2215
- Ashley Walker, CAL (2006-09) . . . 2142
- Jayne Appel, STAN (2007-2010) . . . 2125
- Maylana Martin, UCLA (1997-00) . . . 2101
- Val Whiting, STAN (1989-93) . . . 2077
- Nicole Powell, STAN (2001-04) . . . 2062
- Davellyn Whyte, ARIZ (2010-13) . . . 2059
- Jamie Redd, WASH (1996-99) . . . 2027
- Cherie Nelson, USC (1987-89) . . . 1996
- Alexis Gray-Lawson, CAL (2007-10) . . . 1982
- Dee-Dee Wheeler, ARIZ (2002-05) . . . 1966
- Stefanie Kasperski, ORE (1987-90) . . . 1956
- Kayla Pedersen, STAN (2008-11) . . . 1941
- Giuliana Mendiola, WASH (2001-04) . . . 1928
- Rehema Stephens, UCLA (1990-92) . . . 1887
- Cassie Harberts, USC (2011-14) . . . 1832
- Noelle Quinn, UCLA (2004-07) . . . 1829
- Layshia Clarendon, CAL (2010-13) . . . 1820
- Natalie Williams, UCLA (1991-94) . . . 1813
- Felicita Ragland, OSU (1999-02) . . . 1803
- Rhonda Smith, WASH (1992-95) . . . 1801
- Nikki Blue, UCLA (2003-06) . . . 1797
- Michelle Greco, UCLA (1999-03) . . . 1707
- Ebony Hoffman, USC (2001-04) . . . 1687
- Lisa Willis, UCLA (2003-06) . . . 1677
- Loree Payne, WASH (2000-03) . . . 1675
- Ify Ibekwe, ARIZ (2008-11) . . . 1653
- Trisha Stevens, STAN (1988-91) . . . 1649
- Jillian Alleyne, ORE (2013-present) . . . 1637**
- Jennifer Azzi, STAN (1987-90) . . . 1634
- Michelle Plouffe, UTAH (2012-14)* . . . 1620
- Elizabeth Pickney, ARIZ (2009-02) . . . 1620
- Megan Franza, WASH (1998-01) . . . 1612
- Teresa Palmisano, CAL (1988-91) . . . 1610
- Briana Gilbreath, USC (2009-12) . . . 1608
- Karen Deden, WASH (1988-91) . . . 1596
- Devanei Hampton, CAL (2006-09) . . . 1588
- Katy Steding, STAN (1987-90) . . . 1586
- Anette Mollerstrom, OSU (1993-96) . . . 1582
- Atonye Nyingifa, UCLA (2009, 11-14) . . . 1570
- Lindsey Pluimer, UCLA (2005-08) . . . 1556
- Ashley Corral, USC (2009-12) . . . 1542
- Trisha Stafford, CAL (1988-92) . . . 1530
- Jenni Ruff, WSU (1993-96) . . . 1526
- Brooke Smith, STAN (2002-07) . . . 1520
- Olympia Scott, STAN (1995-98) . . . 1524
- Anita Kaplan, STAN (1992-95) . . . 1509
- Amanda Johnson, ORE (2009-12) . . . 1505
- Arianne Boyer, ORE (1993-97) . . . 1501

* Total reflects only Pac-12 years.

SCORING AVERAGE (min. 2 seasons)

- Cherie Nelson, USC (1987-89) . . . 23.2
- Rehema Stephens, UCLA (1990-92) . . . 21.7
- Tanja Kostic, OSU (1993-96) . . . 21.2
- Judy Shannon, OSU (1991-92) . . . 20.5
- Natalie Williams, UCLA (1991-94) . . . 20.4
- Lisa Leslie, USC (1991-94) . . . 20.1
- Tina Thompson, USC (1994-97) . . . 19.7
- Candice Wiggins, STAN (2005-2008) . . . 19.2
- Chiney Ogumike, STAN (2011-14) . . . 18.9
- Adia Barnes, ARIZ (1995-98) . . . 18.5
- Maylana Martin, UCLA (1997-00) . . . 18.1
- Jamie Redd, WASH (1996-99) . . . 17.8
- Chelle Flamoe, OSU (1987-89) . . . 17.7
- Jazmine Davis, WASH (2012-15) . . . 17.4
- Nicole Powell, STAN (2001-04) . . . 17.3
- Nnemkadi Ogumike, STAN (2009-12) . . . 17.2
- Noelle Quinn, UCLA (2004-07) . . . 17.1
- Kate Starbird, STAN (1993-97) . . . 16.9
- Eliza Sokolowska, CAL (1995-98) . . . 16.8
- Ashley Walker, CAL (2006-09) . . . 16.5

Active:

Kelsey Plum, WASH (2014-pres.) . . . 21.8
Jillian Alleyne, ORE (2013-pres.) . . . 17.6

REBOUNDS (700 Club)

- Chiney Ogumike, STAN (2011-14) . . . 1567
- Jillian Alleyne, ORE (2012-pres.) . . . 1344**
- Kayla Pedersen, STAN (2008-11) . . . 1266
- Jayne Appel, STAN (2007-10) . . . 1263
- Nnemkadi Ogumike, STAN (2009-12) . . . 1226
- Gennifer Brandon, CAL (2010, 12-14) . . . 1219
- Lisa Leslie, USC (1991-94) . . . 1214
- Ify Ibekwe, ARIZ (2008-11) . . . 1194
- Tina Thompson, USC (1994-97) . . . 1168
- Nicole Powell, STAN (2001-04) . . . 1143
- Aminah Williams, WASH (2012-15) . . . 1142
- Natalie Williams, UCLA (1991-94) . . . 1137
- Val Whiting, STAN (1989-93) . . . 1134
- Ashley Walker, CAL (2006-09) . . . 1117
- Talia Caldwell, CAL (2010-13) . . . 1007
- Ebony Hoffman, USC (2001-04) . . . 1003
- Amber Hall, WASH (1996-99) . . . 1003
- Tanja Kostic, OSU (1993-96) . . . 1001
- Stefanie Kasperski, ORE (1987-90) . . . 996
- Maylana Martin, UCLA (1997-00) . . . 935
- Cassie Harberts, USC (2011-14) . . . 925
- Markel Walker, UCLA (2010-13) . . . 925
- Adia Barnes, ARIZ (1995-98) . . . 921
- Cherie Nelson, USC (1987-89) . . . 920
- Atonye Nyingifa, UCLA (2011-14) . . . 920
- Michelle Plouffe, UTAH (2012-14)* . . . 915
- Shawntinice Polk, ARIZ (2003-05) . . . 914
- Karen Deden, WASH (1988-91) . . . 912
- Kate Benz, WSU (2003-07) . . . 899
- Amanda Johnson, ORE (2009-12) . . . 893
- Devanei Hampton, CAL (2006-09) . . . 876
- Kesha Martin, CAL (1989-93) . . . 875
- Teresa Palmisano, CAL (1988-91) . . . 874
- Debbie Sporicich, ORE (1991-94) . . . 868
- Katy Steding, STAN (1987-90) . . . 864
- Arianne Boyer, ORE (1994-97) . . . 850
- Taryn Wicijowski, UTAH (2010-15)* . . . 826
- Andre Bills, ORE (2002-05) . . . 825
- Monique Ambers, ASU (1990-93) . . . 823
- Gena Pelz, WASH (1995-98) . . . 820
- Briana Gilbreath, USC (2009-12) . . . 813
- Sandra Van Embricqs, UCLA (1987-90) . . . 811
- Rhonda Smith, WASH (1992-95) . . . 803
- Janae Hubbard, UCLA (1997-00) . . . 798
- Noelle Quinn, UCLA (2004-07) . . . 794
- Jennie Leander, CAL (1996-99) . . . 790
- Ingrid Dixon, CAL (1991-94) . . . 789
- Rachel Hemmer, STAN (1992-95) . . . 780
- Kristen Newlin, STAN (2003-07) . . . 780
- Cathrine Kraayeveld, ORE (2002-05) . . . 774
- Giuliana Mendiola, WASH (2001-04) . . . 769
- Sonjha Fleming, OSU (1990-93) . . . 759
- Olympia Scott, STAN (1995-98) . . . 753
- Felicita Ragland, OSU (1999-02) . . . 739
- Christina Marinacci, USC (2010-13) . . . 738
- Lindsey Pluimer, UCLA (2005-08) . . . 737
- Elizabeth Pickney, ARIZ (1999-02) . . . 736
- Alexyz Vaoletama, USC (2011-15) . . . 734
- Jazmine Perkins, WSU (2010-12) . . . 728
- Jenni Ruff, WSU (1993-96) . . . 727
- Eshaya Murphy, USC (2003-07) . . . 722
- Trisha Stafford, CAL (1989-92) . . . 721
- Regina Rogers, WASH (2008, 10-12) . . . 720
- Jamie Reid, WASH (1995-99) . . . 714
- Mikaela Ruef, STAN (2010-14) . . . 708
- Brooke Smith, STAN (2004-07) . . . 706

REBOUNDING AVG. (min. 2 seasons)

- Natalie Williams, UCLA (1991-94) . . . 12.8
- Chiney Ogumike, STAN (2011-14) . . . 10.8
- Cherie Nelson, USC (1987-89) . . . 10.7
- Ify Ibekwe, ARIZ (2008-pres.) . . . 10.3
- Tina Thompson, USC (1994-97) . . . 10.2
- Lisa Leslie, USC (1991-94) . . . 10.1
- Shawntinice Polk, ARIZ (2003-05) . . . 10.5
- Nicole Powell, STAN (2001-04) . . . 9.6
- Amber Hall, WASH (1995-99) . . . 9.6
- Judy Shannon, OSU (1991-92) . . . 9.5
- Debbie Sporicich, ORE (1991-94) . . . 9.1
- Tanja Kostic, OSU (1993-96) . . . 9.0
- Val Whiting, STAN (1989-93) . . . 8.8
- Aminah Williams, WASH (2012-15) . . . 8.7
- Ebony Hoffman, USC (2001-04) . . . 8.7
- Dana Patterson, ARIZ (1987-88) . . . 8.7
- Ashley Walker, CAL (2006-09) . . . 8.6
- Nnemkadi Ogumike, STAN (2009-12) . . . 8.5
- Jayne Appel, STAN (2007-10) . . . 8.5
- Kayla Pedersen, STAN (2008-11) . . . 8.4
- Stefanie Kasperski, ORE (1987-90) . . . 8.4

Active:

Jillian Alleyne, ORE (2013-pres.) . . . 14.5

FIELD GOALS MADE

- Chiney Ogumike, STAN (2011-14) . . . 1100
- Lisa Leslie, USC (1991-94) . . . 973
- Nnemkadi Ogumike, STAN (2009-12) . . . 965
- Candice Wiggins, STAN (2005-08) . . . 889
- Adia Barnes, ARIZ (1995-98) . . . 881
- Jayne Appel (2007-10) . . . 876
- Tanja Kostic, OSU (1993-96) . . . 869
- Kate Starbird, STAN (1994-97) . . . 818
- Stefanie Kasperski, ORE (1987-90) . . . 816
- Ashley Walker, CAL (2006-09) . . . 810
- Tina Thompson, USC (1994-97) . . . 807

FIELD GOAL ATTEMPTS

- Candice Wiggins, STAN (2005-08) . . . 1934
- Jazmine Davis, WASH (2012-2015) . . . 1924
- Chiney Ogumike, STAN (2011-14) . . . 1868
- Jamie Redd, WASH (1996-99) . . . 1838
- Lisa Leslie, USC (1991-94) . . . 1822
- Rehema Stephens, UCLA (1989-92) . . . 1807
- Tanja Kostic, OSU (1993-96) . . . 1773
- Adia Barnes, ARIZ (1995-98) . . . 1731
- Davellyn Whyte, ARIZ (2010-13) . . . 1714
- Dee-Dee Wheeler, ARIZ (2002-05) . . . 1679

FIELD GOAL PCT.

(min. 4 made per game)

- Kristin Folk, STAN (1995, 97-98) . . . 64.4
- Shawntinice Polk, ARIZ (2003-05) . . . 59.0
- Chiney Ogumike, STAN (2011-14) . . . 58.9
- Nnemkadi Ogumike, STAN (2009-12) . . . 58.3
- Tatum Brown, ARIZ (1999-00) . . . 58.2
- Kristin Kovesdy, ASU (2003-06) . . . 57.5
- Kisa Hughes, UCLA (1994-96) . . . 56.4
- Stefanie Kasperski, ORE (1987-90) . . . 56.3
- Melody Johnson, ASU (2001-02) . . . 56.2
- Jayne Appel, STAN (2007-10) . . . 56.5

THREE-POINT FIELD GOALS MADE

- Candice Wiggins, STAN (2005-08) . . . 295
- Ashley Corral, USC (2009-12) . . . 291
- Lisa Griffith, ARIZ (1997-00) . . . 285
- Davellyn Whyte, ARIZ (2010-13) . . . 274
- Taylor Lilley, ORE (2007-10) . . . 270
- Jeanette Pohlen, STAN (2008-11) . . . 268
- Jazmine Davis, WASH (2012-2015) . . . 265
- Lisa Willis, UCLA (2003-06) . . . 256
- Loree Payne, WASH (2000-03) . . . 245
- Bonnie Samuelson, STAN (2012-15) . . . 237

THREE-POINT FG ATTEMPTS

- Ashley Corral, USC (2009-12) . . . 815
- Davellyn Whyte, ARIZ (2010-13) . . . 813
- Jazmine Davis, WASH (2012-2015) . . . 764
- Candice Wiggins, STAN (2005-08) . . . 754
- Lisa Griffith, ARIZ (1997-00) . . . 747
- Loree Payne, WASH (2000-03) . . . 732
- Jeanette Pohlen, STAN (2008-11) . . . 711
- Lisa Willis, UCLA (2003-06) . . . 710
- Megan Franza, WASH (1998-01) . . . 708
- Taylor Lilley, ORE (2007-10) . . . 702

THREE-POINT FG PCT

(min. 1 made per game)

- Rosalind Moore-Senior, ASU (1987-89) . . . 49.4
- Chris Holten, CAL (1987-90) . . . 46.7
- Jennifer Azzi, STAN (1987-90) . . . 45.2
- Michelle Eble, ORE (1987-90) . . . 44.3
- Jonni Gray, WSU (1987-89) . . . 42.4
- Laura Moore, WASH (1990-93) . . . 42.4
- Kristin Iwanaga, CAL (2002-05) . . . 42.2
- Krista Rappahahn, STAN (2003-06) . . . 40.9
- Kelley Suminski, STAN (2002-05) . . . 40.5
- Melanie Pearson, UCLA (1997-99) . . . 40.1

FREE THROWS MADE

- Tanja Kostic, OSU (1993-96) . . . 608
- Jazmine Davis, WASH (2012-15) . . . 578
- Cassie Harberts, USC (2011-14) . . . 560
- Candice Wiggins, STAN (2005-08) . . . 556
- Nnemkadi Ogumike, STAN (2009-12) . . . 555
- Tina Thompson, USC (1994-97) . . . 552
- Maylana Martin, UCLA (1997-00) . . . 550
- Chiney Ogumike, STAN (2011-14) . . . 532
- Cherie Nelson, USC (1987-89) . . . 488
- Teresa Palmisano, CAL (1988-91) . . . 482

FREE THROW ATTEMPTS

- Tanja Kostic, OSU (1993-96) . . . 903
- Maylana Martin, UCLA (1997-00) . . . 797
- Jazmine Davis, WASH (2012-15) . . . 779
- Tina Thompson, USC (1994-97) . . . 755
- Chiney Ogumike, STAN (2011-14) . . . 755
- Rhonda Smith, WASH (1992-95) . . . 722
- Nnemkadi Ogumike, STAN (2009-12) . . . 718
- Candice Wiggins, STAN (2005-08) . . . 676
- Ashley Walker, CAL (2006-09) . . . 675
- Adia Barnes, ARIZ (1995-98) . . . 671

FREE THROW PCT

(min. 2 made per game)

- Kristin Iwanaga, CAL (2002-05) . . . 89.0
- Kelley Suminski, STAN (2002-05) . . . 84.3
- Laura Moore, WASH (1990-93) . . . 84.0
- Shaq. Williams, ORE (1999-03) . . . 83.9
- Briann January, ASU (2006-09) . . . 83.0
- Nicole Powell, STAN (2001-04) . . . 82.9
- Julie Zeilstra, STAN (1988-91) . . . 82.7
- Candice Wiggins, STAN (2005-08) . . . 82.2
- Theresa Jantzen, ASU (1999-00) . . . 81.8
- Loree Payne, WASH (1999-03) . . . 81.7

Active:

Kelsey Plum, WASH (2013-present) . . . 87.0

ASSISTS

- Sonja Henning, STAN (1988-91) . . . 757
- Jennifer Azzi, STAN (1987-90) . . . 751
- Erica Gomez, UCLA (1996-00) . . . 697
- Brenda Pantoja, ARIZ (1993-96) . . . 688
- Milena Flores, STAN (1997-00) . . . 644
- Corrie Mizusawa, ORE (2002-05) . . . 618
- Giuliana Mendiola, WASH (2001-04) . . . 612
- Nikki Blue, UCLA (2003-06) . . . 602
- Jamila Wideman, STAN (1994-97) . . . 585
- Leilani Estavan, OSU (2001-04) . . . 577
- Nicole Powell, STAN (2001-04) . . . 577

STEALS

- Lisa Willis, UCLA (2003-06) . . . 372
- Nikki Blue, UCLA (2003-06) . . . 325
- Tammy Story, USC (1989-92) . . . 309
- Dee-Dee Wheeler, ARIZ (2002-05) . . . 304
- Michelle Greco, UCLA (1999-03) . . . 288
- Courtney Johnson, CAL (1997-01) . . . 286
- Candice Wiggins, STAN (2005-08) . . . 281
- Sonja Henning, STAN (1988-91) . . . 280
- Margo Evashevski, OSU (1990-93) . . . 276
- Nicole Anderson, UCLA (1990-93) . . . 274

BLOCKED SHOTS

- Stefanie Kasperski, ORE (1987-90) . . . 402
- Lisa Leslie, USC (1991-94) . . . 321
- Ruth Hamblin, OSU (2013-present) . . . 295**
- Jayne Appel, STAN (2007-10) . . . 273
- Jenny Mowe, ORE (1997-01) . . . 222
- Shawntinice Polk, ARIZ (2003-05) . . . 220
- Brina Chaney, OSU (2001-04) . . . 208
- Chiney Ogumike, STAN (2011-14) . . . 202
- Val Whiting, STAN (1989-93) . . . 201
- Corinne Costa, UCLA (2011-15) . . . 179

MOST POINTS (600-POINT CLUB)

1. Chiney Ogwumike, STAN (2014)	967
2. Nnemkadi Ogwumike, STAN (2012)	809
3. Chiney Ogwumike, STAN (2013)	805
4. Candice Wiggins, STAN (2008)	787
5. Kate Starbird, STAN (1997)	753
6. Kelsey Plum, WASH (2015)	746
7. Candice Wiggins, STAN (2006)	740
8. Jennifer Bennett, CAL (1987)	736
9. Cherie Nelson, USC (1988)	714
10. Kelsey Plum, WASH (2014)	712
11. Rehema Stephens, UCLA (1991)	709
12. Nnemkadi Ogwumike, STAN (2010)	704
13. Chrishae Rowe, ORE (2014)	690
14. Jenni Ruff, WSU (1996)	685
15. Jillian Alleyne, ORE (2014)	684
16. Cherie Nelson, USC (1989)	678
17. Ashley Walker, CAL (2009)	672
18. Giuliana Mendiola, WASH (2004)	661
19. Lisa Leslie, USC (1994)	657
20. Adia Barnes, ARIZ (1998)	653
Tina Thompson, USC (1997)	653
22. Tanja Kostic, OSU (1996)	650
Stefanie Kasperski, ORE (1989)	650
24. Tanja Kostic, OSU (1995)	648
25. Tia Presley, WSU (2014)	647
Trisha Stafford, CAL (1992)	647
27. Kate Starbird, STAN (1996)	643
28. Alexis Gray-Lawson, CAL (2010)	642
29. Felicia Ragland, OSU (2002)	638
30. Lia Galdeira, WSU (2015)	640
31. Jazmine Davis, WASH (2014)	639
32. Lisa Leslie, USC (1992)	632
33. Nicole Powell, STAN (2004)	627
34. Tina Thompson, USC (1996)	623
35. Jayne Appel, STAN (2009)	613
36. Candice Wiggins, STAN (2005)	612
37. Lia Galdiera, WSU (2014)	611
Val Whiting, STAN (1992)	611
39. Cherie Nelson, USC (1987)	604
40. Taylor Lilley, ORE (2010)	601
41. Judy Shannon, OSU (1992)	600

SCORING AVG. G . . . PTS . AVG

1. Chiney Ogwumike, STAN (2014) 37 . . .	967	26.1	
Cherie Nelson, USC (1989)	26	678	26.1
3. Rehema Stephens, UCLA (1991) 28 . . .	709	25.3	
4. Cherie Nelson, USC (1988)	30	714	23.8
5. Jennifer Bennett, CAL (1987)	31	736	23.7
6. Jenni Ruff, WSU (1996)	29	685	23.6
7. Natalie Williams, UCLA (1994)	24	561	23.4
8. Tanja Kostic, OSU (1996)	28	650	23.2
9. Tina Thompson, USC (1996)	27	623	23.1
10. Kelsey Plum, WASH (2015)	33	746	22.6

REBOUNDS (300-REBOUND CLUB)

1. Jillian Alleyne, ORE (2014)	519
2. Chiney Ogwumike, STAN (2013)	466
3. Chiney Ogwumike, STAN (2014)	446
4. Jillian Alleyne, ORE (2015)	455
5. Gennifer Brandon, CAL (2013)	389
6. Nnemkadi Ogwumike, STAN (2010)	376
7. Chiney Ogwumike, STAN (2012)	374
8. Jillian Alleyne, ORE (2013)	370
9. Lisa Leslie, USC (1994)	369
10. Nnemkadi Ogwumike, STAN (2012)	368
11. Kayla Pedersen, STAN (2010)	362
12. Aminah Williams, WASH (2013)	356
13. Aminah Williams, WASH (2014)	354
14. Ify Ibekwe, ARIZ (2010)	352
15. Jayne Appel, STAN (2009)	349
16. Cherie Nelson, USC (1987)	348
17. Michelle Plouffe, UTAH (2013)	347
18. Gennifer Brandon, CAL (2012)	346
Nicole Powell, STAN (2004)	346
20. Mikaela Ruef, STAN (2014)	345
21. Kaylee Johnson, STAN (2015)	344
Kayla Pedersen, STAN (2008)	344
Jayne Appel, STAN (2008)	344
24. Shawntinice Polk, ARIZ (2004)	339
25. Ify Ibekwe, ARIZ (2009)	336
26. Shawntinice Polk, ARIZ (2003)	335
27. Nicole Powell, STAN (2002)	327
28. Cherie Nelson, USC (1988)	324
29. Jayne Appel, STAN (2010)	321
30. Natalie Williams, UCLA (1992)	318
31. Tina Thompson, USC (1994)	316
32. Ify Ibekwe, ARIZ (2011)	314
Natalie Williams, UCLA (1994)	314
34. Amber Hall, WASH (1998)	313
35. Natalie Williams, UCLA (1993)	310
Val Whiting, STAN (1991)	310
37. Aminah Williams, WASH (2015)	308
38. Michelle Plouffe, UTAH (2014)	306
Tina Thompson, USC (1997)	306
40. Stephanie Kasperski, ORE (1989)	304

REBOUNDING AVG. G . . . REB . AVG

1. Jillian Alleyne, ORE (2014)	32	519	16.2
2. Jillian Alleyne, ORE (2015)	30	455	15.2
3. Natalie Williams, UCLA (1992)	23	318	13.8
4. Natalie Williams, UCLA (1993)	23	310	13.5
5. Natalie Williams, UCLA (1994)	24	314	13.1
6. Chiney Ogwumike, STAN (2013) 36 . . .	466	12.9	
7. Lisa Leslie, USC (1994)	30	369	12.3
8. Chiney Ogwumike, STAN (2014) 37 . . .	446	12.1	
9. Ingrid Dixon, CAL (1994)	24	288	12.0
10. Jillian Alleyne, ORE (2013)	31	370	11.9



Ranked in the top-10 in the Pac-12 history books in scoring, former Wildcat Adia Barnes is now an assistant at UW.

FIELD GOALS MADE

1. Chiney Ogwumike, STAN (2014)	402
2. Chiney Ogwumike, STAN (2013)	317
3. Nnemkadi Ogwumike, STAN (2012)	307
4. Jennifer Bennett, CAL (1987)	280
5. Cherie Nelson, USC (1988)	275
Kate Starbird, STAN (1997)	275
7. Rehema Stephens, UCLA (1991)	273
8. Nnemkadi Ogwumike, STAN (2010)	266
9. Ashley Walker, CAL (2009)	264
Stefanie Kasperski, ORE (1989)	264
10. Lisa Leslie, USC (1992)	262

FIELD GOALS ATTEMPTS

1. Chiney Ogwumike, STAN (2014)	669
2. Chrishae Rowe, ORE (2014)	654
3. Rehema Stephens, UCLA (1991)	617
4. Candice Wiggins, STAN (2008)	602
5. Rehema Stephens, UCLA (1990)	596
6. Rehema Stephens, UCLA (1992)	594
7. Felicia Ragland, OSU (2002)	581
8. Lia Galdeira, WSU (2014)	265
9. Nnemkadi Ogwumike, STAN (2012)	561
10. Michelle Plouffe, UTAH (2013)	557

FIELD GOAL PCT.

(minimum 4 made per game) FG-FGA . PCT

1. Judie Lomax, OSU (2007)	120-186	64.5
2. Nnemkadi Ogwumike, STAN (2009) 161-256	62.9	
3. Tina Lelas, OSU (1995)	143-232	61.6
4. Kristen Kovetsky, ASU (2005)	168-274	61.3
5. Brooke Smith, STAN (2005)	199-326	61.0
6. Shawntinice Polk, ARIZ (2003)	218-358	60.9
7. Stefanie Kasperski, ORE (1993)	264-436	60.6
8. Jayne Appel, STAN (2009)	251-417	60.2
Debbie Sporchich, ORE (1993)	124-206	60.2

THREE-POINT FIELD GOALS MADE

1. Taylor Lilley, ORE (2010)	124
2. Sydney Wiese, OSU (2014)	112
3. Jeanette Pohlen, STAN (2011)	96
4. Sydney Wiese, OSU (2015)	95
5. Lisa Griffith, ARIZ (1997)	92
6. Krista Rappahahn, STAN (2006)	91
7. Candice Wiggins, STAN (2006)	90
8. Candice Wiggins, STAN (2008)	87
9. Kristi Kingma, WASH (2013)	86
10. Ashley Corral, USC (2011)	85
Ashley Corral, USC (2010)	85

THREE-POINT FG ATTEMPTS

1. Katelyn Loper, ORE (2014)	306
Taylor Lilley, ORE (2010)	306
3. Kristi Kingma, WASH (2013)	272
4. Sydney Wiese, OSU (2014)	264
5. Chrishae Rowe, ORE (2014)	263
6. Candice Wiggins, STAN (2008)	253
7. Jazmine Davis, WASH (2014)	242
8. Ashley Corral, USC (2010)	238
9. Lisa Griffith, ARIZ (1997)	234
10. Jeanette Pohlen, STAN (2011)	230

THREE-POINT FIELD GOAL PCT.

(minimum 1 made per game) FG-FGA . PCT

1. Kristin Iwanaga, CAL (2005)	43-82	52.4
2. Taylor Lilley, ORE (2007)	39-77	50.6
3. Jennifer Azzi, STAN (1989)	53-107	49.5
4. Susan Borchardt, STAN (2005)	26-55	47.3
5. Rosiland Moore-Senior, ASU (1989)	34-72	47.2
6. Michelle Eble, ORE (1989)	41-87	47.1
7. Chris Holten, CAL (1989)	46-98	46.9
8. Lisa Kotilainen, ASU (1995)	27-58	46.6
9. Lauren St. Clair, STAN (2000)	61-131	46.6
10. Joanna Smith, WSU (1998)	39-84	46.4
Katy Steding, STAN (1990)	71-153	46.4

FREE THROWS

- Kelsey Plum, WASH (2015)** **207**
Cassie Harberts, USC (2013) 207
- Kelsey Plum, WASH (2014)** **203**
Jenni Ruff, WSU (1996) 203
- Nnemkadi Ogwumike, STAN (2012) 191
- Jillian Alleyne, ORE (2014) 190
- Candice Wiggins, STAN (2008) 184
- Trisha Stafford, CAL (1992) 180
- Tanja Kostic, OSU (1996) 180
- Cherie Nelson, USC (1989) 178

FREE THROW ATTEMPTS

- Cassie Harberts, USC (2013) 298
- Tanja Kostic, OSU (1995) 274
- Jillian Alleyne, ORE (2014)** **268**
- Tanja Kostic, OSU (1996) 263
- Jenni Ruff, WSU (1996) 261
- Trisha Stafford, CAL (1992) 244
- Kelsey Plum, WASH (2014)** **240**
- Cassie Harberts, USC (2014) 237
- Cherie Nelson, USC (1989) 236
- Atonye Nyingifa, UCLA (2014) 233

FREE THROW PCT.

- (minimum 2 made per game) FT-FTA . . . PCT
- Kristin Iwanaga, CAL (2005) 85-91 . . . 934
 - Gabrielle Richards, ORE (2006) . . . 60-66 . . . 909
 - Shaq. Williams, ORE (2002) 108-119 . 908
 - Reiko Thomas, ARIZ (2010) 75-83 . . . 904
 - Andrea Constand, ARIZ (1996) . . . 64-71 . . . 901
 - Mercedes Fox-Griffin, OSU (2009) . . 81-90 . . . 900
 - Kelsey Plum, WASH (2015)** **207-231.896**
 - Jeanette Pohlen, STAN (2011) 75-84 . . . 893
 - Doreena Campbell, UCLA (2010) . . 76-86 . . . 884
 - Dymond Simon, ASU (2009) 90-102 . . 882

ASSISTS

- Brenda Pantoja, ARIZ (1996) 278
- Reshea Bristol, ARIZ (2001) 242
- Sonja Henning, STAN (1991) 237
- Erica Gomez, UCLA (1999) 227
- Brittany Boyd, CAL (2015) 226
- Sonja Henning, STAN (1990) 221
- Nicole Powell, STAN (2002) 220
- Milena Flores, STAN (1999) 219
- Anja Hellman, CAL (1987) 215
- Corrie Mizusawa, ORE (2005) 209

ASSISTS PER GAME G. REB AVG

- Brenda Pantoja, ARIZ (1996) 30 . . . 278 . . . 9.3
- Boky Vidic, OSU (1994) 21 . . . 176 . . . 8.4
- Jade Hyett, WSU (1997) 27 . . . 205 . . . 7.6
- Reshea Bristol, ARIZ (2001) 32 . . . 242 . . . 7.6
- Sonja Henning, STAN (1991) 32 . . . 237 . . . 7.4
- Milena Flores, STAN (1999) 30 . . . 219 . . . 7.3
- Ryneldi Becenti, ASU (1993) 27 . . . 195 . . . 7.2
- Boky Vidic, OSU (1995) 29 . . . 203 . . . 7.0
- Corrie Mizusawa, ORE (2005) 30 . . . 209 . . 6.97
- Anja Hellman, CAL (1987) 31 . . . 215 . . . 6.9

STEALS

- Jade Hyatt, WSU (1997) 123
- Lisa Willis, UCLA (2006) 115
- Lia Galdeira, WSU (2015) 105
- Nikki Thompson, ASU (1994) 104
- Lisa Willis, UCLA (2005) 102
- Lisa Willis, UCLA (2004) 100
- Nicole Anderson, UCLA (1993) 100
- Eliza Sokolowska, CAL (1995) 100
- Brittany Boyd, CAL (2015) 97
- Detra Lockhart, UCLA (1994) 97

STEALS PER GAME G. STL. AVG

- Jade Hyett, WSU (1997) 27 . . . 123 . . . 4.6
- Nikki Thompson, ASU (1994) 25 . . . 104 . . . 4.2
- Nicole Anderson, UCLA (1993) . . . 27 . . . 100 . . . 3.7
- Eliza Sokolowska, CAL (1995) . . . 27 . . . 100 . . . 3.7
- Lisa Willis, UCLA (2005) 28 . . . 102 . . 3.64
- Lisa Willis, UCLA (2006) 32 . . . 115 . . 3.59
- Penny Bowden, WSU (1988) 28 . . . 96 . . . 3.4
- Tammy Story, USC (1990) 27 . . . 91 . . . 3.4
- Lisa Willis, UCLA (2004) 30 . . . 100 . . 3.33
- Lia Galdeira, WSU (2015) 32 . . . 105 . . 3.28


BLOCKED SHOTS

- Ruth Hamblin, OSU (2014)** **141**
- Ruth Hamblin, OSU (2015)** **122**
- Stefanie Kasperski, ORE (1988) 119
- Patricia Bright, OSU (2012) 115
- Stefanie Kasperski, ORE (1989) 111
- Lisa Leslie, USC (1993) 95
- Lisa Leslie, USC (1994) 94
- El Sara Greer, OSU (2011) 92
- Stefanie Kasperski, ORE (1990) 92
- Kali Bennett, ASU (2012) 91
- Sissel Pierce, OSU (2000) 85

BLOCKS PER GAME G. REB AVG

- Stefanie Kasperski, ORE (1988) 28 . . . 119 . . . 4.3
- Ruth Hamblin, OSU (2014) 35 . . . 141 . . 4.03
- Ruth Hamblin, OSU (2015) 32 . . . 122 . . 3.81
- Stefanie Kasperski, ORE (1989) . . . 32 . . . 111 . . 3.5
- Patricia Bright, OSU (2012) 33 . . . 115 . . 3.48
- Lisa Leslie, USC (1993) 29 . . . 95 . . . 3.3
- Stefanie Kasperski, ORE (1990) . . . 29 . . . 92 . . . 3.2
- Lisa Leslie, USC (1994) 30 . . . 94 . . . 3.1
- El Sara Greer, OSU (2011) 30 . . . 92 . . . 3.07
- Sissel Pierce, OSU (2000) 29 . . . 85 . . . 2.93

2015-16 Returnees in bold



Oregon State's Tanja Kostic is fifth in the Pac-12 career scoring records and 18th in rebounding.



USC's Cherie Nelson holds the Conference record for most points in a game, scoring 50 in 1989.



USC's Lisa Leslie is one of the most decorated players in Pac-12 women's basketball history.

SCORING	G	PTS	AVG	
1986-87	Jennifer Bennett, CAL	31	736	23.7
1987-88	Cherie Nelson, USC	30	714	23.8
1988-89	Cherie Nelson, USC	26	678	26.1
1989-90	Rehema Stephens, UCLA	29	583	20.1
1990-91	Rehema Stephens, UCLA	28	709	25.3
1991-92	Trisha Stafford, CAL	29	647	22.3
1992-93	Natalie Williams, UCLA	23	488	21.2
1993-94	Natalie Williams, UCLA	24	561	23.4
1994-95	Tanja Kostic, OSU	29	648	22.3
1995-96	Jenni Ruff, WSU	29	685	23.6
1996-97	Tina Thompson, USC	29	653	22.5
1997-98	Adia Barnes, ARIZ	30	653	21.8
1998-99	Maylana Martin, UCLA	31	565	18.2
1999-00	Shaquala Williams, ORE	31	549	17.7
2000-01	Michelle Greco, UCLA	27	537	19.9
2001-02	Felicia Ragland, OSU	32	638	19.9
2002-03	Michelle Greco, UCLA	29	549	18.9
2003-04	Giuliana Mendiola, WASH	31	661	21.3
2004-05	Dee-Dee Wheeler, ARIZ	32	564	17.6
2005-06	Candice Wiggins, STAN	34	740	21.8
2006-07	Casey Nash, OSU	28	560	20.0
2007-08	Candice Wiggins, STAN	39	787	20.2
2008-09	Ashley Walker, CAL	34	672	19.8
2009-10	Nnemkadi Ogwumike, STAN	38	704	18.5
2010-11	Nnemkadi Ogwumike, STAN	33	576	17.5
2011-12	Nnemkadi Ogwumike, STAN	36	809	22.5
2012-13	Chiney Ogwumike, STAN	36	805	22.4
2013-14	Chiney Ogwumike, STAN	37	967	26.1
2014-15	Kelsey Plum, WASH	33	746	22.6

REBOUNDING	G	REB	AVG	
1986-87	Cherie Nelson, USC	30	348	11.6
1987-88	Cherie Nelson, USC	30	324	10.8
1988-89	Fran Ciak, ASU	28	285	10.2
1989-90	S. VanEmbricqs, UCLA	29	278	9.6
1990-91	Teresa Palmisano, CAL	28	284	10.1
1991-92	Natalie Williams, UCLA	23	318	13.8
1992-93	Natalie Williams, UCLA	23	310	13.5
1993-94	Natalie Williams, UCLA	24	314	13.1
1994-95	Tina Thompson, USC	28	294	10.5
1995-96	Tanja Kostic, OSU	28	303	10.8
1996-97	Amber Hall, WASH	22	244	11.1
1997-98	Amber Hall, WASH	28	313	11.2
1998-99	Amber Hall, WASH	27	282	10.4
1999-00	Maylana Martin, UCLA	29	252	8.7
2000-01	Nicole Powell, STAN	30	255	8.5
2001-02	Nicole Powell, STAN	35	327	9.3
2002-03	Shawntinice Polk, ARIZ	31	335	10.8
2003-04	Nicole Powell, STAN	31	346	11.2
2004-05	Kate Benz, WSU	28	254	9.1
2005-06	Kate Benz, WSU	28	255	9.1
2006-07	Ashley Walker, CAL	32	277	8.7
2007-08	Ashley Walker, CAL	34	317	9.3
2008-09	Ify Ibekwe, ARIZ	29	336	11.6
2009-10	Ify Ibekwe, ARIZ	31	352	11.4
2010-11	Ify Ibekwe, ARIZ	32	314	9.8
2011-12	Markel Walker, UCLA	23	252	11.0
2012-13	Chiney Ogwumike, STAN	36	466	12.9
2013-14	Jillian Alleyne, ORE	32	519	16.2
2014-15	Jillian Alleyne, ORE	30	455	15.2

FIELD GOAL PCT.	FGM	FGA	PCT.	
1986-87	Monica Lamb, USC	224	381	58.8
1987-88	Tammy Leikem, ARIZ	120	211	56.9
1988-89	Stefanie Kasperski, ORE	264	436	60.6
1989-90	Trisha Stevens, STAN	240	437	54.9
1990-91	Kim Conway, ARIZ	125	214	58.4
1991-92	Camille Thompson, WSU	153	260	58.8
1992-93	Debbie Sporcich, ORE	124	206	60.2
1993-94	Sara Wilson, ORE	144	243	59.3
1994-95	Tina Leles, OSU	143	232	61.6
1995-96	Kisa Hughes, UCLA	158	274	57.7
1996-97	Maylana Martin, UCLA	171	306	55.9
1997-98	Marte Alexander, ARIZ	142	239	59.4
1998-99	Jenny Mowe, ORE	95	159	59.7
1999-00	Tatum Brown, ARIZ	154	261	59.0
2000-01	Jenny Mowe, ORE	100	168	59.5
2001-02	Bethany Donaphin, STAN	137	232	59.1
2002-03	Shawntinice Polk, ARIZ	218	358	60.9
2003-04	Shawntinice Polk, ARIZ	230	401	57.4
2004-05	Kristen Kovesdy, ASU	168	274	61.3
2005-06	Kristen Kovesdy, ASU	165	275	60.0
2006-07	Judie Lomax, OSU	120	186	64.5
2007-08	Jayne Appel, STAN	251	427	58.8
2008-09	Nnemkadi Ogwumike, STAN	161	256	62.9
2009-10	Nnemkadi Ogwumike, STAN	266	445	59.8
2010-11	Nnemkadi Ogwumike, STAN	231	394	58.6
2011-12	Regina Rogers, WASH	219	375	58.4
2012-13	Chiney Ogwumike, STAN	317	541	58.6
2013-14	Chiney Ogwumike, STAN	402	669	60.1
2014-15	Ruth Hamblin, OSU	181	312	58.0

3-PT FIELD GOAL PCT.	3F	ATT	PCT.	
1986-87				
1987-88	Jennifer Azzi, STAN	70	162	43.2
1988-89	Jennifer Azzi, STAN	53	107	49.5
1989-90	Katy Steding, STAN	71	153	46.4
1990-91	Jennifer Bourn, ORE	49	111	44.1
1991-92	Jennifer Self, CAL	64	149	43.0
1992-93	Laura Moore, WASH	64	159	40.3
1993-94	Anette Mollerstrom, OSU	43	93	46.2
1994-95	Liisa Kotilainen, ASU	27	58	46.6
1995-96	Erica Mashia, USC	38	87	43.7
1996-97	Kate Starbird, STAN	74	174	42.5
1997-98	Joanna Smith, WSU	39	84	46.4
1998-99	Michelle Tom, ASU	29	69	42.0
1999-00	Lauren St. Clair, STAN	30	131	46.6
2000-01	Felicia Ragland, OSU	63	136	46.3
2001-02	Kelley Suminski, STAN	38	82	46.3
2002-03	Giuliana Mendiola, WASH	48	105	45.7
2003-04	Susan Borchardt, STAN	55	126	43.7
2004-05	Kristin Iwanaga, CAL	43	82	52.4
2005-06	Krista Rappahahn, STAN	91	208	43.8
2006-07	Taylor Lilley, ORE	39	77	50.6
2007-08	Alexis Gray-Lawson, CAL	56	140	40.0
2008-09	Briann January, ASU	65	145	44.8
2009-10	Victoria Kenyon, ORE	37	85	43.5
2010-11	Jackie Gemelos, USC	52	123	42.3
2011-12	Ashley Corral, USC	69	184	37.5
2012-13	Rachel Messer, UTAH	37	84	44.0
2013-14	Sydney Wiese, OSU	112	264	42.4
2014-15	Lexi Bando, ORE	55	125	44.0

FREE THROW PCT.	FTM	FTA	PCT.	
1986-87	Sherry Poole, ASU	84	100	84.0
1987-88	Jonni Gray, WSU	61	76	80.3
1988-89	Angie Miller, WSU	106	126	84.1
1989-90	Karen O'Connor, ASU	114	137	83.2
1990-91	Julie Zeilstra, STAN	149	175	85.1
1991-92	Lisa Salsman, ASU	65	75	86.7
1992-93	Laura Moore, WASH	75	92	81.5
1993-94	Jessica Schutt, ORE	56	67	83.6
1994-95	Sally Crowe, ORE	102	118	86.4
1995-96	Andrea Constand, ARIZ	64	71	90.1
1996-97	Kate Starbird, STAN	129	157	82.2
1997-98	Sonja Curtis, ORE	101	121	83.5
1998-99	Milena Flores, STAN	83	104	79.8
1999-00	Milena Flores, STAN	71	81	87.7
2000-01	Michelle Greco, UCLA	77	89	86.5
2001-02	Shaquala Williams, ORE	108	119	90.8
2002-03	Nicole Powell, STAN	98	112	87.5
2003-04	Nicole Powell, STAN	161	188	85.6
2004-05	Kristin Iwanaga, CAL	85	91	93.4
2005-06	Gabrielle Richards, ORE	60	66	90.9
2006-07	Emily Westerberg, ASU	133	153	86.9
2007-08	Briann January, ASU	114	132	86.4
2008-09	Mercedes Fox-Griffin, OSU	81	90	90.0
2009-10	Reiko Thomas, ARIZ	75	83	90.4
2010-11	Jeanette Pohlen, STAN	75	84	89.3
2011-12	Nnemkadi Ogwumike, STAN	191	230	83.0
2012-13	Devyn Galland, ORE	84	96	87.5
2013-14	Deja Mann, ASU	78	90	86.7
2014-15	Kelsey Plum, WASH	207	231	89.6

STEALS	G	ST	AVG	
1986-87	Penny Bowden, WSU	28	88	3.1
1987-88	Penny Bowden, WSU	28	96	3.4
1988-89	Karen O'Connor, ASU	28	86	3.1
1989-90	Tammy Story, USC	27	91	3.4
1990-91	Tammy Story, USC	30	96	3.2
1991-92	Vanessa Selden, ORE	27	84	3.1
1992-93	Nicole Anderson, UCLA	27	100	3.7
1993-94	Nikki Thompson, ASU	25	104	4.2
1994-95	Eliza Sokolowska, CAL	27	100	3.7
1995-96	Jade Hyett, WSU	29	85	2.9
1996-97	Jade Hyett, WSU	27	123	4.6
1997-98	Stephanie Freeman, ASU	26	77	2.96
1998-99	Julia Gray, WASH	29	86	2.97
1999-00	Courtney Johnson, CAL	24	76	3.17
2000-01	Courtney Johnson, CAL	28	89	3.2
2001-02	Felicia Ragland, OSU	32	79	2.47
2002-03	Michelle Greco, UCLA	29	81	2.79
2003-04	Lisa Willis, UCLA	30	100	3.33
2004-05	Lisa Willis, UCLA	28	102	3.64
2005-06	Lisa Willis, UCLA	32	115	3.59
2006-07	Emily Florence, WASH	31	68	2.19
2007-08	Briann January, ASU	33	72	2.18
2008-09	Sami Whitcomb, WASH	30	68	2.27
2009-10	KIKI Moore, WSU	30	95	3.2
2010-11	Eliza Pierre, CAL	34	90	2.65
2011-12	Jazmine Perkins, WSU	33	87	2.64
2012-13	Lia Galdeira, WSU	31	86	2.77
2013-14	Brittany Boyd, CAL	31	89	2.87
2014-15	Lia Galdeira, WSU	32	105	3.28

BLOCKS	G	BLK	AVG	
1986-87	Monica Lamb, USC	30	82	2.7
1987-88	Stefanie Kasperski, ORE	28	119	4.3
1988-89	Stefanie Kasperski, ORE	32	111	3.5
1989-90	Stefanie Kasperski, ORE	29	92	3.2
1990-91	Lisa Leslie, USC	30	78	2.6
1991-92	Lisa Leslie, USC	31	54	1.7
1992-93	Lisa Leslie, USC	29	95	3.3
1993-94	Lisa Leslie, USC	30	94	3.1
1994-95	Renae Fegent, ORE	28	65	2.3
1995-96	Renae Fegent, ORE	29	74	2.6
1996-97	Michelle Campbell, USC	28	59	2.1
1997-98	Marte Alexander, ARIZ	29	53	1.83
1998-99	Jenny Mowe, ORE	31	63	2.03
1999-00	Sissel Pierce, OSU	29	85	2.93
2000-01	Denise Woods, USC	27	51	1.9
2001-02	Cori Enghusen, STAN	35	58	1.66
2002-03	Shawntinice Polk, ARIZ	31	80	2.58
2003-04	Shawntinice Polk, ARIZ	33	80	2.42
2004-05	Shawntinice Polk, ARIZ	30	62	2.07
2005-06	Ashley Walker, CAL	30	51	1.70
2006-07	Jayne Appel, STAN	33	61	1.85
2007-08	Jayne Appel, STAN	39	84	2.15
2008-09	Jayne Appel, STAN	38	70	1.84
2009-10	Carly Noyes, WSU	30	57	1.9
2010-11	El Sara Greer, OSU	30	92	3.07
2011-12	Patricia Bright, OSU	33	115	3.48
2012-13	Joslyn Tinkle, STAN	36	66	1.83
2013-14	Ruth Hamblin, OSU	35	141	4.03
2014-15	Ruth Hamblin, OSU	32	122	3.81

ASSISTS	G	AST	AVG	
1986-87	Anja Hellman, CAL	31	215	6.9
1987-88	Paula Pyers, USC	30	181	6.0
	Jennifer Azzi, STAN	32	191	6.0
1988-89	Jennifer Azzi, STAN	31	203	6.5
1989-90	Sonja Henning, STAN	33	221	6.7
1990-91	Sonja Henning, STAN	32	237	7.4
1991-92	Ryneldi Becenti, ASU	29	201	6.9
1992-93	Ryneldi Becenti, ASU	27	195	7.2
1993-94	Boky Vidic, OSU	21	176	8.4
1994-95	Boky Vidic, OSU	29	203	7.0
1995-96	Brenda Pantoja, ARIZ	30	278	9.3
1996-97	Jade Hyett, WSU	27	205	7.6
1997-98	Milena Flores, STAN	27	165	6.11
1998-99	Milena Flores, STAN	30	219	7.3
1999-00	Milena Flores, STAN	30	178	5.93
2000-01	Reshea Bristol, ARIZ	32	242	7.6
2001-02	Nicole Powell, STAN	35	220	6.29
2002-03	Giuliana Mendiola, WASH	30	162	5.4
2003-04	Corrie Mizusawa, ORE	29	180	6.21
2004-05	Corrie Mizusawa, ORE	30	209	6.97
2005-06	Nikki Blue, UCLA	32	189	5.91
2006-07	Mercedes Fox-Griffin, OSU	28	180	6.43
2007-08	Ashley Whisonant, ARIZ	29	141	4.86
2008-09	Briann January, ASU	35	167	4.77
2009-10	Ashley Corral, USC	31	154	5.0
2010-11	Sarah Morton, WASH	24	118	4.92
2011-12	Janita Badon, UTAH	26	143	5.50
2012-13	Markel Walker, UCLA	33	187	5.67
2013-14	Brittany Boyd, CAL	31	185	5.97
2014-15	Brittany Boyd, CAL	33	26	6.85

ASSIST/TURNOVER RATIO	G	AST	TO	Ratio	
1986-87					
1987-88					
1988-89					
1989-90					
1990-91					
1991-92					
1992-93					
1993-94					
1994-95					
1995-96					
1996-97					
1997-98					
1998-99					
1999-00					
2000-01					
2001-02	Leilani Estavan, OSU	32	174	75	2.32
2002-03	Julie Brase, ARIZ	31	128	66	1.94
2003-04	Corrie Mizusawa, ORE	29	180	90	2.00
2004-05	Corrie Mizusawa, ORE	30	209	75	2.79
2005-06	Jamie Hagiya, USC	31	110	62	1.77
2006-07	JJ Hones, STAN	23	90	32	2.81
2007-08	JJ Hones, STAN	38	120	47	2.55
2008-09	Briann January, ASU	35	167	80	2.1
2009-10	Jeanette Pohlen, STAN	37	167	82	2.0
2010-11	Kayla Pedersen, STAN	35	123	69	1.78
2011-12	Toni Kokenis, STAN	37	132	59	2.24
2012-13	Mercedes Wetmore, WASH	32	109	64	1.70
2013-14	Amber Orrange, STAN	37	166	57	2.91
2014-15	Sydney Wiese, OSU	32	179	87	2.06

TRIPLE-DOUBLES

(Pac-12 years only)

DAVELLYN WHYTE, ARIZONA

vs. Arizona State, Feb. 19, 2013
(31 points, 16 rebounds, 10 assists)

RYNELDI BECENTI, ARIZONA STATE

vs. Oregon, Jan. 25, 1992
(15 points, 10 rebounds, 12 assists)

ROBIN CONLEY, ARIZONA STATE

vs. Washington, Jan. 17, 1987
(16 points, 10 rebounds, 15 assists)

BRITTANY BOYD, CALIFORNIA

vs. Sacramento State, Dec. 3, 2014
(11 points, 19 rebounds, 16 assists)
vs. San Jose State, Nov. 28, 2014
(11 points, 13 rebounds, 12 assists)
vs. Washington State, Feb. 27, 2014
(13 points, 14 rebounds, 11 assists)

ELIZA SOKOLOWSKA, CALIFORNIA

vs. Arizona State, Feb. 9, 1995
(13 points, 15 assists, 10 steals)

CHUCKY JEFFERY, COLORADO

at Oklahoma State, Mar. 25, 2012
(12 points, 12 rebounds, 10 assists)

LEXY KRESL, COLORADO

vs. Colorado State, Nov. 29, 2014
(12 points, 11 rebounds, 11 assists)

RUTH HAMBLIN, OREGON STATE

vs. Oregon, Jan. 13, 2014
(23 points, 12 rebounds, 10 blocks)

JENNIFER AZZI, STANFORD

vs. Brigham Young, Jan. 15, 1987
(14 points, 10 rebounds, 16 assists)

SONJA HENNING, STANFORD

vs. Cal State Fullerton, March 16, 1991
(19 points, 10 rebounds, 10 assists)

NICOLE POWELL, STANFORD

vs. Tulane, Mar. 18, 2002
(16 points, 10 rebounds, 10 assists)
vs. Weber State, Mar. 16, 2002
(20 points, 11 rebounds, 10 assists)
vs. Washington, Feb. 14, 2002
(21 points, 10 rebounds, 12 assists)
vs. Santa Clara, Dec. 2, 2001
(29 points, 15 rebounds, 10 assists)
vs. Indiana, Nov. 16, 2001
(11 points, 12 rebounds, 11 assists)
at Washington State, Feb. 22, 2001
(10 points, 10 rebounds, 10 assists)

ERICA GOMEZ, UCLA

vs. USC, Feb. 24, 1996
(18 points, 11 rebounds, 10 assists)

NOELLE QUINN, UCLA

vs. California, Feb. 19, 2004
(21 points, 10 rebounds, 10 assists)

MARKEL WALKER, UCLA

vs. Washington State, Feb. 4, 2012
(14 points, 15 rebounds, 10 assists)

SCORING	G	PTS	AVG	
1986-87	USC	30	2484	82.8
1987-88	USC	30	2432	81.1
1988-89	Stanford	31	2724	87.9
1989-90	Stanford	33	3036	92.8
1990-91	Stanford	32	2732	85.4
1991-92	Stanford	33	2825	85.6
1992-93	Stanford	32	2527	79.0
1993-94	Stanford	31	2592	83.6
1994-95	Stanford	33	2788	84.5
1995-96	Stanford	32	2485	77.7
1996-97	Stanford	36	3033	84.3
1997-98	Stanford	27	2314	85.7
1998-99	UCLA	34	2896	85.2
1999-00	Arizona	32	2484	77.6
2000-01	Arizona	32	2521	78.8
2001-02	Stanford	35	2809	80.3
2002-03	Washington	30	2267	75.6
2003-04	Arizona	33	2386	72.3
2004-05	Stanford	35	2724	77.8
2005-06	Stanford	34	2671	78.6
2006-07	Arizona State	36	2606	72.4
2007-08	Stanford	39	2928	75.1
2008-09	Stanford	38	2839	76.1
2009-10	Oregon	34	2767	81.4
2010-11	Stanford	36	2856	79.3
2011-12	Stanford	32	2811	76.0
2012-13	California	36	2586	71.8
2013-14	Oregon	32	2981	93.2
2014-15	Washington	33	2476	75.0

SCORING MARGIN	OWN	OPP	DIFF	
1986-87	Washington	76.7	64.1	12.6
1987-88	Washington	77.5	62.6	14.9
1988-89	Stanford	87.9	68.3	19.5
1989-90	Stanford	92.8	66.2	23.0
1990-91	Stanford	85.4	70.7	14.7
1991-92	Stanford	85.6	70.1	15.5
1992-93	Stanford	79.0	63.3	15.6
1993-94	Stanford	83.6	65.7	17.9
1994-95	Stanford	84.5	60.8	23.7
1995-96	Stanford	77.7	60.0	17.7
1996-97	Stanford	84.3	61.1	23.1
1997-98	Stanford	85.7	70.9	14.9
1998-99	UCLA	85.2	72.9	12.3
1999-00	Arizona	77.6	67.7	9.9
2000-01	Arizona	78.8	69.7	9.1
2001-02	Stanford	80.3	61.4	18.9
2002-03	Stanford	70.7	58.9	11.8
2003-04	Stanford	70.4	58.4	11.9
2004-05	Stanford	77.8	56.0	21.9
2005-06	Stanford	78.6	62.9	15.7
2006-07	Stanford	71.3	57.1	14.2
2007-08	Stanford	75.1	56.4	18.7
2008-09	Stanford	76.1	55.8	20.3
2009-10	Stanford	76.1	53.9	22.2
2010-11	Stanford	79.3	55.5	23.9
2011-12	Stanford	76.0	55.3	20.7
2012-13	Stanford	70.5	51.9	18.6
2013-14	Stanford	76.7	60.2	16.6
2014-15	Oregon State	72.8	57.2	15.7

REBOUNDING	G	REB	AVG	
1986-87	Oregon	30	1387	46.2
1987-88	UCLA	30	1306	43.5
1988-89	Arizona State	28	1234	44.1
1989-90	USC	27	1183	43.8
1990-91	Arizona State	28	1337	47.8
1991-92	UCLA	31	1432	46.2
1992-93	Stanford	32	1410	44.1
1993-94	USC	30	1377	45.9
1994-95	Stanford	33	1412	42.8
1995-96	Oregon State	28	1167	41.7
1996-97	Washington	28	1259	45.0
1997-98	Washington	28	1244	44.4
1998-99	Washington	29	1290	44.5
1999-00	UCLA	29	1209	41.7
2000-01	Washington	32	1351	42.2
2001-02	Stanford	35	1517	43.3
2002-03	Arizona	31	1234	39.8
2003-04	Arizona	33	1265	38.3
2004-05	USC	31	1251	40.4
2005-06	Stanford	34	1395	41.0
2006-07	Stanford	34	1454	42.8
2007-08	UCLA	31	1309	42.2
2008-09	Stanford	38	1663	43.8
2009-10	Stanford	38	1719	45.2
2010-11	Stanford	36	1565	43.5
2011-12	California	35	1592	45.5
2012-13	California	36	1606	44.6
2013-14	Oregon	32	1633	51.0
2014-15	Oregon State	32	1370	42.8

REBOUNDING MARGIN	OWN	OPP	DIFF	
1986-87	Washington	42.4	34.5	7.9
1987-88	UCLA	43.5	36.0	7.5
1988-89	Oregon	42.7	37.3	5.4
1989-90	Stanford	43.2	35.5	7.6
1990-91	Oregon State	44.5	38.9	5.6
1991-92	Stanford	43.0	38.6	4.4
1992-93	USC	40.5	35.2	5.3
1993-94	USC	45.9	40.6	5.3
1994-95	Stanford	42.8	33.6	9.2
1995-96	Stanford	41.1	35.3	5.8
1996-97	Stanford	43.7	35.6	8.1
1997-98	Stanford	39.3	30.8	8.6
1998-99	UCLA	43.3	38.3	5.0
1999-00	Oregon State	39.7	34.0	5.7
2000-01	Oregon State	38.0	34.4	3.6
2001-02	Stanford	43.3	35.0	8.3
2002-03	Stanford	39.2	31.2	8.0
2003-04	Arizona	38.3	33.5	4.8
2004-05	Stanford	39.5	33.2	6.2
2005-06	Arizona State	37.8	31.3	6.4
2006-07	Stanford	42.8	35.4	7.4
2007-08	California	40.9	33.1	7.7
2008-09	Stanford	43.8	30.5	13.2
2009-10	Stanford	45.2	33.5	11.8
2010-11	Stanford	43.5	31.9	11.6
2011-12	California	45.5	32.9	12.6
2012-13	California	44.6	33.2	11.4
2013-14	Stanford	42.6	34.7	7.9
2014-15	Oregon State	42.8	34.3	8.5

FIELD GOAL PCT.	FGM	FGA	PCT	
1986-87	USC	1006	2035	49.4
1987-88	Oregon	765	1651	46.3
1988-89	Stanford	1027	2092	49.1
1989-90	Stanford	1160	2317	50.1
1990-91	Washington	835	1764	47.3
1991-92	Stanford	1021	2114	48.3
1992-93	California	837	1815	46.1
1993-94	Oregon State	837	1752	47.8
1994-95	Oregon State	867	1779	48.7
1995-96	Arizona	862	1762	48.9
1996-97	Stanford	1093	2317	47.2
1997-98	Stanford	800	1536	52.1
1998-99	UCLA	1081	2272	47.6
1999-00	Stanford	798	1221	46.4
2000-01	Arizona	914	1946	47.0
2001-02	Stanford	1027	2151	47.7
2002-03	Arizona	883	1888	46.8
2003-04	Arizona	919	2002	45.9
2004-05	Stanford	994	2063	48.2
2005-06	Stanford	999	2137	46.7
2006-07	Arizona State	454	2052	46.5
2007-08	Stanford	1096	2395	45.8
2008-09	Stanford	1098	2323	47.3
2009-10	Stanford	1066	2302	46.3
2010-11	Stanford	1062	2160	49.2
2011-12	Stanford	1049	2298	45.6
2012-13	Stanford	970	2133	45.5
2013-14	Stanford	1066	2269	47.0
2014-15	Oregon State	866	1908	45.4

3-PT FIELD GOAL PCT.	FGM	FGA	PCT	
1986-87	USC	24	58	41.4
1987-88	Arizona State	24	58	41.4
1988-89	Oregon	51	115	44.3
1989-90	Stanford	177	420	42.1
1990-91	Washington	80	192	41.7
1991-92	California	134	346	38.7
1992-93	Oregon	155	429	36.1
1993-94	Oregon State	72	185	38.9
1994-95	Washington State	144	423	34.0
1995-96	Arizona	155	406	38.2
1996-97	Stanford	205	544	37.7
1997-98	Stanford	151	381	39.6
1998-99	Washington State	200	568	35.2
1999-00	Stanford	213	522	40.8
2000-01	Stanford	188	504	37.3
2001-02	Stanford	258	657	39.3
2002-03	Washington	246	676	36.4
2003-04	Stanford	256	679	37.7
2004-05	Stanford	221	581	38.0
2005-06	Stanford	241	609	39.6
2006-07	Arizona State	176	466	37.8
2007-08	California	155	447	34.7
2008-09	Arizona State	180	458	39.3
2009-10	Oregon	284	799	33.5
2010-11	Stanford	225	623	36.1
2011-12	Arizona	203	577	39.4
2012-13	Utah	208	589	35.3
2013-14	Oregon State	288	781	36.9
2014-15	Colorado	161	421	38.2

FREE THROW PCT.	FTM	FTA	PCT	
1986-87	California	592	799	74.1
1987-88	Stanford	451	608	74.2
1988-89	Washington State	485	671	72.3
1989-90	Stanford	566	741	76.4
1990-91	Stanford	593	810	73.2
1991-92	Stanford	633	861	73.5
1992-93	Stanford	462	654	70.6
1993-94	Stanford	499	677	73.7
1994-95	Oregon	479	665	72.0
1995-96	Stanford	521	726	71.8
1996-97	Stanford	642	887	72.4
1997-98	Stanford	563	783	71.9
1998-99	Arizona	520	721	72.1
1999-00	Washington State	337	453	74.4
2000-01	Stanford	413	573	72.1
2001-02	Arizona	445	601	74.0
2002-03	Stanford	472	611	77.3
2003-04	Stanford	476	589	80.8
2004-05	Stanford	515	685	75.2
2005-06	Oregon	344	459	74.9
2006-07	Arizona State	571	768	75.1
2007-08	Stanford	509	704	72.3
2008-09	Oregon State	462	621	74.4
2009-10	Stanford	522	710	73.5
2010-11	Stanford	507	683	74.2
2011-12	Stanford	521	684	76.2
2012-13	Stanford	410	571	71.8
2013-14	Oregon	610	830	73.5
2014-15	Washington	522	669	78.0

ASSISTS	G	AST	AVG	
1986-87	California	31	619	20.0
1987-88	Stanford	32	577	18.0
1988-89	Stanford	31	656	21.2
1989-90	Stanford	33	758	23.0
1990-91	Stanford	32	646	20.2
1991-92	Stanford	33	613	18.6
1992-93	Stanford	32	599	18.7
1993-94	Stanford	31	614	19.8
1994-95	Stanford	33	682	20.7
1995-96	Arizona	30	581	19.4
1996-97	Stanford	36	666	18.5
1997-98	Stanford	27	496	18.4
1998-99	UCLA	34	565	16.6
1999-00	Arizona	32	574	17.9
2000-01	Arizona	32	531	16.6
2001-02	Stanford	35	672	19.2
2002-03	Washington	30	549	18.3
2003-04	Arizona State	29	475	16.4
2004-05	Arizona State	34	579	17.0
2005-06	Arizona State	32	588	18.4
2006-07	Arizona State	36	652	18.1
2007-08	Stanford	39	674	17.2
2008-09	Stanford	38	716	18.8
2009-10	Stanford	38	666	17.5
2010-11	Stanford	36	635	17.64
2011-12	Stanford	37	613	16.57
2012-13	UCLA	34	556	16.35
2013-14	Stanford	37	655	17.7
2014-15	Oregon State	32	596	18.63

STEALS	G	ST	AVG	
1986-87	Oregon State	28	339	12.1
1987-88	Washington	30	366	12.2
1988-89	Stanford	31	333	10.7
1989-90	UCLA	29	311	10.7
1990-91	Oregon State	28	350	12.5
1991-92	Arizona State	29	420	14.5
1992-93	Arizona State	27	372	13.8
1993-94	Arizona State	25	338	13.5
1994-95	California	27	336	12.4
1995-96	UCLA	27	343	12.7
1996-97	Arizona	31	399	12.9
1997-98	UCLA	29	341	11.8
1998-99	UCLA	34	435	12.8
1999-00	UCLA	29	321	11.1
2000-01	UCLA	29	324	11.2
2001-02	USC	30	303	10.1
2002-03	UCLA	29	383	13.2
2003-04	UCLA	30	369	12.3
2004-05	UCLA	28	333	11.9
2005-06	UCLA	32	334	10.4
2006-07	Washington	31	303	9.7
2007-08	UCLA	31	317	10.2
2008-09	UCLA	31	333	10.7
2009-10	UCLA	34	362	10.6
2010-11	UCLA	33	420	12.7
2011-12	Arizona State	32	336	10.5
2012-13	UCLA	34	338	9.94
2013-14	Oregon	32	327	10.2
2014-15	Washington State	32	321	10.03

BLOCKED SHOTS	G	BS	AVG	
1986-87	Oregon	30	164	5.5
1987-88	Oregon	28	161	5.8
1988-89	Oregon	32	148	4.6
1989-90	Oregon	29	130	4.5
1990-91	Oregon State	28	120	4.3
1991-92	Stanford	33	112	3.4
1992-93	USC	29	141	4.9
1993-94	USC	30	172	5.7
1994-95	USC	28	116	4.1
1995-96	Oregon	29	105	3.6
1996-97	USC	29	132	4.6
1997-98	Oregon State	27	87	3.2
1998-99	Stanford	30	137	4.6
1999-00	Oregon State	30	147	4.9
2000-01	Stanford	30	176	5.9
2001-02	Stanford	35	196	5.6
2002-03	Oregon State	30	117	3.9
2003-04	Oregon State	32	127	3.9
2004-05	Arizona	32	131	4.1
2005-06	Stanford	34	146	4.3
2006-07	Stanford	34	189	5.5
2007-08	Stanford	39	187	4.8
2008-09	Stanford	38	177	4.7
2009-10	Oregon	34	149	4.4
2010-11	Oregon State	30	143	4.77
2011-12	Arizona State	32	187	5.84
2012-13	Oregon State	31	172	5.55
2013-14	Oregon State	35	221	6.31
2014-15	Oregon State	32	191	5.97

SCORING DEFENSE	G	PTS	AVG	
1986-87	Washington	30	1924	64.1
1987-88	Washington	30	1879	62.6
1988-89	Washington	33	2181	66.1
1989-90	Washington	31	1865	60.2
1990-91	Washington	29	1808	62.3
1991-92	USC	31	1963	63.3
1992-93	USC	29	1731	59.7
1993-94	Washington	29	1848	63.7
1994-95	Stanford	33	2007	60.8
1995-96	Oregon	29	1732	59.7
1996-97	Oregon	29	1726	59.5
1997-98	Arizona	30	1995	66.5
1998-99	Oregon	31	1836	59.2
1999-00	Oregon State	30	1831	61.0
2000-01	Arizona State	31	1908	61.5
2001-02	Arizona State	34	2008	59.1
2002-03	Stanford	32	1888	58.9
2003-04	Stanford	34	1986	58.4
2004-05	Arizona State	34	1860	54.7
2005-06	Oregon	29	1705	58.8
2006-07	Stanford	34	1943	57.1
2007-08	California	34	1845	54.3
2008-09	California	34	1864	54.8
2009-10	Stanford	38	2049	53.9
2010-11	UCLA	33	1826	55.3
2011-12	Arizona State	32	1704	53.2
2012-13	Stanford	36	1870	51.9
2013-14	Stanford	37	2226	60.2
2014-15	Arizona State	35	1955	55.9

FG PCT. DEFENSE	FGM	FGA	PCT	
1986-87	Oregon	851	2115	40.2
1987-88	Oregon	731	1974	37.0
1988-89	Oregon	902	2262	39.9
1989-90	Stanford	832	2029	41.0
1990-91	USC	742	1929	38.5
1991-92	Stanford	901	2221	40.6
1992-93	USC	635	1696	37.4
1993-94	USC	750	2015	37.2
1994-95	Stanford	706	1814	38.9
1995-96	Arizona	718	1870	38.4
1996-97	Stanford	806	2168	37.2
1997-98	Arizona	729	1767	41.3
1998-99	Oregon	654	1797	36.4
1999-00	Oregon State	625	1606	38.9
2000-01	Oregon	648	1645	39.4
2001-02	Stanford	756	2183	34.6
2002-03	Arizona	698	1848	37.8
2003-04	Stanford	476	589	80.8
2004-05	Stanford	715	2035	35.1
2005-06	Oregon	613	1696	36.1
2006-07	Stanford	702	2027	34.6
2007-08	California	692	1970	35.1
2008-09	Stanford	761	2163	35.2
2009-10	Stanford	798	2351	33.9
2010-11	Stanford	732	2180	33.6
2011-12	Stanford	756	2228	33.9
2012-13	Stanford	693	2192	31.6
2013-14	Oregon State	765	2211	34.6
2014-15	Oregon State	688	1955	35.2

MOST POINTS (40-POINT CLUB)

- 50 Cherie Nelson, USC vs. California, Mar. 10, 1989
- 49 Tina Thompson, USC vs. UCLA, Jan. 27, 1996
- 47 Alexis Gray-Lawson, CAL at OSU, Jan. 23, 2010
- 46 Jayne Appel, STAN vs. Iowa State, Mar. 30, 2009
Karon Howell, USC vs. Arizona, Feb. 18, 1989
- 45 Kelsey Plum, WASH at Oklahoma, Nov. 14, 2014
Jennifer Bennett, CAL vs. Arizona, Jan. 26, 1987
- 44 Jennifer Bennett, CAL vs. Washington, Feb. 12, 1987
Cherie Nelson, USC vs. Oregon State, Mar. 3, 1989
Kate Starbird, STAN vs. USC, Jan. 13, 1996
Candice Wiggins, STAN vs. Texas-El Paso, Mar. 24, 2008
- 43 Natalie Williams, UCLA vs. California, Feb. 24, 1994
Tanja Kostic, OSU vs. Boise State, Dec. 16, 1995
Giuliana Mendiola, WASH vs. UCLA, Feb. 1, 2003
Reshanda Gray, CAL vs. WSU, Feb. 27, 2014
- 42 Nnemkadi Ogumike, STAN vs. Tennessee, Dec. 20, 2012
Talisa Rhea, OSU vs. Sacramento State, Nov. 16, 2008
Dora Dome, UCLA vs. California, Feb. 5, 1987
Judy Shannon, OSU vs. Washington, Jan. 4, 1991
- 41 Melanie Francis, ASU vs. New Mexico, Jan. 1, 1994
Jenni Ruff, WSU vs. California, Feb. 24, 1996
Candice Wiggins, STAN vs. Maryland, Mar. 31, 2008
Chrishae Rowe, ORE vs. Seattle U., Dec. 4, 2013
- 40 Shannon Howell, OSU vs. Washington, Jan. 17, 2004
Kate Starbird, STAN vs. USC, Jan. 12, 1997

MOST REBOUNDS (20-REBOUND CLUB)

- 27 Jillian Alleyne, ORE vs. Portland State, Nov. 15, 2012
- 26 Gennifer Brandon, CAL vs. USC, Jan. 17, 2013
- 25 Jillian Alleyne, ORE vs. UCLA, Jan. 31, 2015
Natalie Williams, UCLA vs. Arizona State, Feb. 20, 1994
Jillian Alleyne, ORE vs. Washington, Jan. 26, 2014
Jillian Alleyne, ORE vs. Washington, Mar. 24, 2014
- 24 Jillian Alleyne, ORE vs. USC, Feb. 14, 2014
Gennifer Brandon, CAL vs. Ohio State, Dec. 17, 2011
Chiney Ogumike, STAN vs. Oregon, Feb. 24, 2013
- 23 Jillian Alleyne, ORE vs. Oklahoma, Nov. 24, 2012
Nnemkadi Ogumike, STAN at Oregon, Jan. 23, 2010
Cherie Nelson, USC vs. Oregon State, Feb. 22, 1987
Lisa Leslie, USC vs. San Diego State, Dec. 4, 1990
Ingrid Dixon, CAL vs. Arizona State, Jan. 15, 1994
Natalie Williams, UCLA vs. USC, Feb. 4, 1994
Shavaki Jackson, CAL vs. Washington, Jan. 29, 2000
Ashley Walker, CAL vs. Fresno State, Nov. 10, 2007
- 22 Kaylee Johnson, STAN vs. Santa Clara, Dec. 14, 2014
Kaylee Johnson, STAN at New Mexico, Nov. 24, 2014
Jillian Alleyne, ORE vs. Washington, Feb. 21, 2014
Mikaela Ruef, STAN vs. Washington, Feb. 9, 2014
Ify Ibekwe, ARIZ vs. Arizona State, Feb. 13, 2011
Ify Ibekwe, ARIZ at Iona, Nov. 14, 2009
Fran Ciak, ASU vs. Morgan State, Dec. 30, 1988
Natalie Williams, UCLA vs. Oregon, Mar. 14, 1992
Cathrine Kraayeveld, Oregon vs. Montana, Dec. 29, 2002
Amy Saneholtz, WSU vs. Arizona State, Mar. 2, 1995
Janae Hubbard, UCLA vs. Arizona, Mar. 6, 1999
- 21 Chiney Ogumike, STAN vs. USC, Mar. 8, 2014
Chiney Ogumike, STAN vs. Washington St., Mar. 8, 2013
Kate Benz, WSU vs. Idaho State, Nov. 26, 2005
Andrea Bills, ORE vs. Montana, Dec. 12, 2003
Nicole Powell, STAN vs. Oregon, Jan. 13, 2002
Amber Hall, WASH vs. Arizona State, Jan. 8, 1998
Natalie Williams, UCLA vs. Oregon, Jan. 13, 1993
Natalie Williams, UCLA vs. Michigan State, Dec. 29, 1992
- 20 Jillian Alleyne, ORE vs. Santa Clara, Dec. 18, 2014
Chiney Ogumike, STAN vs. Tennessee, Dec. 21, 2013
Talia Caldwell, CAL vs. Oregon, Feb. 24, 2011
Kayla Pedersen, STAN at San Francisco, Dec. 22, 2010
Jasmine Dixon, UCLA at Oregon, Feb. 27, 2010
Ify Ibekwe, ARIZ vs. Arizona State, Feb. 21, 2009
Ify Ibekwe, ARIZ at Boise State, Dec. 29, 2008
Jayne Appel, STAN vs. Utah, Nov. 18, 2007
Andrea Bills, ORE at Santa Clara, Dec. 16, 2003
Ebony Hoffman, USC vs. UCLA, Feb. 8, 2003
Ebony Hoffman, USC vs. Washington State, Mar. 7, 2003
Shavaki Jackson, CAL vs. Arizona State, Mar. 9, 2000
Kisa Hughes, UCLA vs. Boise State, Dec. 3, 1994
Natalie Williams, UCLA vs. Oregon State, Jan. 16, 1993
Natalia Mattick, OSU vs. Portland, Dec. 1, 1990

MOST POINTS - TEAM

- 131..... Oregon vs. CSU Bakersfield, Nov. 9, 2013
- 130..... Oregon vs. Southern, Dec. 18, 2013
- 122..... Stanford vs. Cal State Fullerton, Dec. 10, 1994
Stanford vs. Long Beach State, Dec. 8, 1993
- 119..... Arizona vs. Oregon, Jan. 16, 2010
Stanford vs. Wisconsin, Nov. 25, 1988
Arizona State vs. Marquette, Dec. 5, 1992
- 118..... Arizona State vs. Long Island University, Dec. 20, 1997
- 117..... Oregon at Cal State Fullerton, Nov. 27, 2009
- 116..... Stanford vs. Arizona, Feb. 23, 1991
- 115..... UCLA vs. Arizona, Jan. 13, 1991
California vs. USC, Mar. 10, 1989
- 114 Stanford vs. Arkansas, Mar. 24, 1990
Oregon vs. New Mexico State, Dec. 7, 1990
- 113..... Stanford vs. Arizona State, Jan. 13, 1994
Stanford vs. California, Feb. 1, 1991
Stanford vs. Ohio, Nov. 25, 1989
Stanford vs. Arizona, Feb. 24, 1990
- 112..... Oregon at Arizona, Jan. 16, 2010
Stanford vs. Washington, Jan. 8, 2009
Stanford vs. California, March 2, 1990
UCLA vs. Arizona, Feb. 7, 1991
Arizona vs. CS Northridge, Dec. 13, 1991
Stanford vs. Oral Roberts, Dec. 19, 1991

MOST REBOUNDS - TEAM

- 75..... Oregon vs. Sacramento State, Nov. 28, 2010
- 74..... Oregon State vs. Hawai'i, Dec. 20, 1993
- 73..... Arizona State vs. Cleveland State, Dec. 7, 1990
- 70..... Washington vs. Northern Illinois, Nov. 30, 1991
- 68..... Oregon vs. CSU Bakersfield, Nov. 9, 2013
Oregon vs. Portland State, Nov. 15, 2012
Stanford vs. Oregon, Jan. 27, 2011
Arizona vs. Cal State-Fullerton, Dec. 8, 1995
- 67..... Oregon vs. Sacramento State, No. 17, 2013
Stanford at Fresno State, Dec. 4, 2011
- 66..... California at Old Dominion, Nov. 30, 2012
UCLA vs. Loyola Marymount, Jan. 20, 1987
- 65..... UCLA vs. UC Irvine, Nov. 30, 2005
- 64..... Oregon State vs. Sacramento State, Dec. 6, 2014
Washington vs. USC, Feb. 9, 2006
UCLA vs. UC Santa Barbara, Nov. 27, 1993
USC vs. UCLA, Feb. 4, 1994
Washington vs. Idaho State, Dec. 4, 1987
Arizona State vs. Morgan State, Dec. 30, 1988
California vs. Washington, Jan. 29, 2000
- 63..... Utah vs. San Jose State, Nov. 14, 2014
California vs. Oregon, Jan. 7, 2012
Arizona vs. Washington State, Feb. 11, 1993
Washington vs. Vanderbilt, Mar. 15, 1997
- 62..... Stanford at UC Davis, Nov. 30, 2012
Arizona at CS Bakersfield, Nov. 9, 2012
Stanford vs. USC, Jan. 29, 2009
USC vs. Marquette, Nov. 26, 1994
UCLA vs. Arizona, Jan. 13, 1990
California vs. St. Mary's, Nov. 28, 1989
Washington State vs. Arizona, Jan. 16, 1993
USC vs. Marquette, Nov. 26, 1994
Stanford vs. Princeton, Nov. 29, 2003
California vs. Saint Mary's, Nov. 30, 2007

ALL-TIME PAC-12 HEAD COACHES

Since 1981-82

ARIZONA	NO. OF YEARS	ALL GAMES			PAC-12 GAMES		
		W	L	PCT	W	L	PCT
Judy LeWinter	4 (1982-85)	35	79	.307			
Wendy Larry	2 (1986-87)	30	27	.526	4	14	.222
June Olkowski	4 (1988-91)	34	82	.293	14	58	.194
Joan Bonvicini	17 (1992-08)	287	223	.563	152	153	.498
Niya Butts	7 (2009-pres.)	89	128	.410	31	95	.246
ARIZONA STATE							
Juliene Simpson	6 (1982-87)	101	68	.598	4	14	.222
Maura McHugh	6 (1988-93)	84	84	.500	39	69	.361
Jacqueline Hullah	3 (1994-96)	20	60	.250	8	46	.148
Joseph Anders	1 (2012)	20	12	.625	10	8	.556
Charli Turner Thorne	18 (1997-pres.)	354	213	.624	186	138	.574
CALIFORNIA							
Gooch Foster	15 (1982-96)	239	196	.549	77	108	.400
Marianne Stanley	4 (1997-00)	35	75	.318	16	56	.222
Caren Horstmeyer	5 (2001-05)	52	91	.364	23	67	.256
Joanne Boyle	6 (2006-11)	137	64	.682	70	38	.648
Lindsay Gottlieb	4 (2012-pres.)	103	34	.752	56	16	.778
COLORADO							
Sox Walseth	2 (1982-83)	49	16	.754			
Ceal Barry	22 (1984-05)	427	242	.638			
Kathy McConnell-Miller	5 (2006-10)	65	88	.425			
Linda Lappe	5 (2010-pres.)	98	69	.587	37	51	.420
OREGON							
Elwin Heiny	12 (1982-93)	208	135	.606	58	68	.460
Jody Runge	8 (1994-01)	160	73	.687	100	44	.694
Bev Smith	8 (2002-2009)	123	121	.504	61	83	.424
Paul Westhead	5 (2010-2014)	66	92	.418	26	64	.418
Kelly Graves	1 (2014-pres.)	6	16	.273	6	12	.333
OREGON STATE							
Aki Hill	14 (1982-95)	214	185	.536	63	99	.389
Judy Spoelstra	10 (1996-05)	133	158	.457	67	113	.372
LaVonda Wagner	5 (2006-10)	68	85	.444	26	64	.289
Scott Rueck	5 (2011-pres.)	90	71	.559	44	46	.489
STANFORD							
Dotty McCrea	4 (1982-85)	52	66	.441			
Marianne Stanley^	1 (1996)	29	3	.906	18	0	1.000
Amy Tucker^	1 (1996)	29	3	.906	18	0	1.000
Tara VanDerveer	29 (1987-95, 97-pres.)	801	166	.828	439	65	.828
^ - Stanley and Tucker were acting co-head coaches during the 1995-96 campaign while VanDerveer was on sabbatical coaching the U.S. National Team/Olympic Team.							
UCLA							
Billie Moore	12 (1982-93)	198	149	.571	73	53	.579
Kathy Olivier	15 (1994-08)	232	208	.527	142	128	.526
Nikki Caldwell	3 (2009-11)	72	26	.735	40	14	.741
Cori Close	4 (2012-pres.)	72	60	.545	38	34	.528
USC							
Linda Sharp	8 (1982-89)	191	56	.773	38	15	.717
Marianne Stanley	4 (1990-93)	71	46	.607	45	27	.625
Cheryl Miller	2 (1994-95)	44	14	.759	26	10	.722
Fred Williams	2 (1996-97)	33	23	.589	21	15	.583
Chris Gobrecht	7 (1998-04)	93	108	.463	58	68	.460
Mark Trakh	5 (2005-09)	90	64	.584	52	38	.578
Michael Cooper	4 (2010-13)	72	57	.558	41	31	.569
Cynthia Cooper	2 (2013-pres.)	37	28	.569	18	18	.500
UTAH							
Fern Gardner	2 (1982-83)	40	18	.690			
Elaine Elliott	27 (1983-10)	582	234	.713			
Anthony Levrets	5 (2011-15)	78	87	.488	23	49	.319
WASHINGTON							
Sue Kruszewski	2 (1982-83)	31	22	.585			
Joyce Sake	2 (1984-85)	43	10	.811			
Chris Gobrecht	11 (1986-96)	243	89	.732	132	48	.733
June Daugherty	11 (1997-07)	191	139	.579	113	85	.571
Tia Jackson	4 (2008-11)	45	75	.375	24	48	.333
Kevin McGuff	2 (2011-13)	41	26	.612	19	17	.528
Mike Neighbors	2 (2013-pres.)	43	24	.642	21	15	.583
WASHINGTON STATE							
Sue Durrant	1 (1982)	15	14	.517			
Harold Rhodes	17 (1983-99)	194	271	.417	76	158	.325
Jenny Przekwas	3 (2000-02)	17	68	.200	7	47	.130
Sherri Murrell	5 (2003-07)	27	114	.191	8	82	.089
June Daugherty	8 (2008-pres.)	90	161	.359	42	102	.292

VICTORIES, ALL GAMES

(as a Pac-12 head coach)

	WINS
Tara VanDerveer, STAN	788
Charli Turner Thorne, ASU	354
Chris Gobrecht, USC/WASH	312
Joan Bonvicini, ARIZ	287
June Daugherty, WASH/WSU	281
Kathy Olivier, UCLA	232
Harold Rhodes, WSU	162
Jody Runge, ORE	160
Gooch Foster, CAL	144
Joanne Boyle, CAL	137
Marianne Stanley, CAL/USC/STAN	135
Judy Spoelstra, OSU	133
Aki Hill, OSU	123
Bev Smith, ORE	123
Billie Moore, UCLA	115

WIN PCT., ALL-GAMES

(as a Pac-12 head coach)

	PCT.	W-L
Amy Tucker, STAN ^	.906	29-3
Tara VanDerveer, STAN	.839	788-151
Joanne Boyle, CAL	.782	137-64
Cheryl Miller, USC	.759	44-14
Lindsay Gottlieb, CAL	.752	103-34
Nikki Caldwell, UCLA	.735	72-26
Jody Runge, ORE	.687	160-73
Mike Neighbors, WASH	.642	43-24
Linda Sharp, USC	.636	56-32
Joseph Anders, ASU	.625	20-12
Charli Turner Thorne, ASU	.624	354-213
Chris Gobrecht, WASH/USC	.620	312-191
Kevin McGuff, WASH	.612	41-26
Fred Williams, USC	.589	33-23
Linda Lappe, COLO	.587	98-69

VICTORIES, PAC-12 GAMES

WINS

Tara VanDerveer, STAN	439
Chris Gobrecht, USC/WASH	190
Charli Turner Thorne, ASU	186
Joan Bonvicini, ARIZ	152
Kathy Olivier, UCLA	142
June Daugherty, WASH/WSU	155
Jody Runge, ORE	100
Marianne Stanley, CAL/USC/STAN	79
Gooch Foster, CAL	77
Harold Rhodes, WSU	76
Billie Moore, UCLA	73
Joanne Boyle, CAL	70
Judy Spoelstra, OSU	67
Aki Hill, OSU	63
Bev Smith, ORE	61

WIN PCT., PAC-12 GAMES

	PCT.	W-L
Amy Tucker, STAN	100.0	18-0
Tara VanDerveer, STAN	.828	439-65
Lindsay Gottlieb, CAL	.778	56-16
Nikki Caldwell, UCLA	.741	40-14
Cheryl Miller, USC	.722	26-10
Linda Sharp, USC	.717	38-15
Jody Runge, ORE	.694	100-44
Joanne Boyle, CAL	.648	70-38
Chris Gobrecht, USC/WASH	.621	190-116
Mike Neighbors, WASH	.583	21-15
Fred Williams, USC	.583	21-15
Billie Moore, UCLA	.579	73-53
Mark Trakh, USC	.578	52-38
Michael Cooper, USC	.569	41-31
Charli Turner Thorne, ASU	.574	186-138

2002

McArthur Court, Eugene, Ore.
(Total Attendance: 27,415)

Session 1 - Friday, March 1 (Att.: 5,842)

Game 1: #7 Oregon 85, #10 Washington State 67
Game 2: #8 UCLA 46, #9 California 42

Session 2 - Saturday, March 2 (Att.: 5,407)

Game 3: #7 Oregon 78, #2 Washington 64
Game 4: #3 Arizona State 66, #6 Arizona 58

Session 3 - Saturday, March 2 (Att.: 5,232)

Game 5: #1 Stanford 96, #8 UCLA 61
Game 6: #5 Oregon State 69, #4 USC 68

Session 4 - Sunday, March 3 (Att.: 5,585)

#3 Arizona State 64, #7 Oregon 58
#1 Stanford 71, #5 Oregon State 55

Session 5 - Monday, March 4 (Att.: 5,349)

#3 Arizona State 70, #1 Stanford 63

2003

HP Pavilion, San Jose, Calif.
(Total Attendance: 16,483)

Session 1 - Friday, March 7 (Att.: 2,983)

#7 USC 53, #10 Washington State 46
#9 California 46, #8 Arizona State 38

Session 2 - Saturday, March 8 (Att.: 2,167)

#2 Washington 64, #7 USC 63
#3 Arizona 70, #6 Oregon State 56

Session 3 - Saturday, March 8 (Att.: 4,188)


#1 Stanford 60, #9 California 35
#4 UCLA 71, #5 Oregon 58

Session 4 - Sunday, March 9 (Att.: 3,730)

#3 Arizona 74, #2 Washington 51
#1 Stanford 69, #4 UCLA 64

Session 5 - Monday, March 10 (Att.: 3,415)

#1 Stanford 59, #3 Arizona 49



Head coach Charli Turner Thorne led Arizona State to capture the first-ever Pac-10 Tournament title in 2002.

2004

HP Pavilion, San Jose, Calif.
(Total Attendance: 17,840)

Session 1 - Friday, March 5 (Att.: 3,547)

#7 Oregon State 67, #10 Washington State 43
#9 California 82, #8 Oregon 57

Session 2 - Saturday, March 6 (Att.: 2,549)

#6 Washington 67, #3 USC 50
#2 Arizona 81, #7 Oregon State 58

Session 3 - Saturday, March 6 (Att.: 4,412)

#1 Stanford 80, #9 California 55
#4 UCLA 70, #5 Arizona State 50

Session 4 - Sunday, March 7 (Att.: 3,831)

#2 Arizona 77, #6 Washington 55
#1 Stanford 70, #4 UCLA 66

Session 5 - Monday, March 8 (Att.: 3,501)

#1 Stanford 51, #2 Arizona 46

2005

HP Pavilion, San Jose, Calif.
(Total Attendance: 17,097)

Session 1 - Friday, March 4 (Att.: 3,067)

#8 California 70, #9 Washington State 52
#7 Washington 81, #10 Oregon State 68

Session 2 - Saturday, March 5 (Att.: 2,483)

#3 Arizona State 73, #6 UCLA 71
#2 Oregon 64, #7 Washington 50

Session 3 - Saturday, March 5 (Att.: 4,011)

#1 Stanford 81, #8 California 40
#4 USC 74, #5 Arizona 66

Session 4 - Sunday, March 6 (Att.: 3,521)

#3 Arizona State 54, #2 Oregon 47
#1 Stanford 73, #4 USC 69

Session 5 - Monday, March 7 (Att.: 4,015)

#1 Stanford 56, #3 Arizona State 42

2006

HP Pavilion, San Jose, Calif.
(Total Attendance: 17,979)

Session 1 - Friday, March 3 (Att.: 3,173)

#7 Oregon State 77, #10 Washington State 38
#9 Arizona 64, #8 Oregon 57

Session 2 - Saturday, March 4 (Att.: 2,637)

#3 UCLA 80, #6 California 63
#2 Arizona State 74, #7 Oregon State 66

Session 3 - Saturday, March 4 (Att.: 4,371)

#1 Stanford 77, #9 Arizona 50
#5 USC 70, #4 Washington 67

Session 4 - Sunday, March 5 (Att.: 3,725)

#3 UCLA 60, #2 Arizona State 59
#1 Stanford 73, #5 USC 44

Session 5 - Monday, March 6 (Att.: 4,073)

#3 UCLA 85, #1 Stanford 76 (OT)

2007

HP Pavilion, San Jose, Calif.
(Total Attendance: 18,458)

Session 1 - Friday, March 2 (Att.: 3,503)

#7 UCLA 72, #10 Washington State 58
#9 Arizona 69, #8 Oregon State 54

Session 2 - Saturday, March 3 (Att.: 2,867)

#3 California 63, #6 Oregon 51
#2 Arizona State 74, #7 UCLA 64

Session 3 - Saturday, March 3 (Att.: 4,392)

#1 Stanford 65, #9 Arizona 55
#5 USC 81, #4 Washington 77

Session 4 - Sunday, March 4 (Att.: 4,117)

#2 Arizona State 60, #3 California 53
#1 Stanford 67, #5 USC 52

Session 5 - Monday, March 6 (Att.: 3,579)

#1 Stanford 62, #2 Arizona State 55

2008

HP Pavilion, San Jose, Calif.
(Total Attendance: 19,004)

Session 1 - Friday, March 7 (Att.: 2,905)

#7 Oregon 66, #10 Washington State 45
#8 Oregon State 46, #9 Arizona 31

Session 2 - Saturday, March 8 (Att.: 2,858)

#3 Arizona State 83, #6 Washington 64
#2 California 67, #7 Oregon 60

Session 3 - Saturday, March 8 (Att.: 4,402)

#1 Stanford 67, #8 Oregon State 41
#5 UCLA 73, #4 USC 52

Session 4 - Sunday, March 9 (Att.: 4,318)

#2 California 65, #3 Arizona State 61
#1 Stanford 78, #5 UCLA 45

Session 5 - Monday, March 10 (Att.: 4,521)

#1 Stanford 56, #2 California 35

2009

Galen Center, Los Angeles, Calif.
(Total Attendance: 8,109)

Session 1 - Thursday, March 12 (Att.: 1,412)

#10 Washington 69, #7 Oregon 43
#9 Arizona 79, #8 Washington State 72

Session 2 - Friday, March 13 (Att.: 1,366)

#6 USC 70, #3 Arizona State 65
#2 California 61, #10 Washington 41

Session 3 - Friday, March 13 (Att.: 1,750)

#1 Stanford 77, #9 Arizona 46
#4 UCLA 62, #5 Oregon State 56

Session 4 - Saturday, March 14 (Att.: 2,072)

#6 USC 69, #2 California 67
#1 Stanford 73, #4 UCLA 47

Session 5 - Sunday, March 15 (Att.: 1,509)

#1 Stanford 89, #6 USC 64

2010

Galen Center, Los Angeles, Calif.
(Total Attendance: 8,538)

Session 1 - Thursday, March 11 (Att.: 1,203)
#8 Arizona 62, #9 Washington State 60
#10 Oregon State 52, #7 Washington 42

Session 2 - Friday, March 12 (Att.: 1,177)
#4 California 60, #5 Arizona State 50
#1 Stanford 72, #8 Arizona 52

Session 3 - Friday, March 12 (Att.: 1,696)
#3 USC 80, #6 Oregon 76
#2 UCLA 60, #10 Oregon State 44

Session 4 - Saturday, March 13 (Att.: 2,030)
#1 Stanford 64, #4 California 44
#2 UCLA 59, #3 USC 53

Session 5 - Sunday, March 14 (Att.: 2,432)
#1 Stanford 70, #2 UCLA 46

2011

Galen Center/Staples Center, Los Angeles, Calif.
(Total Attendance: 8,289)

Session 1 - Wednesday, March 9 (Att.: 1,567)
#3 Arizona State 50, #10 Oregon State 44
#4 Arizona 90, #9 Oregon 89

Session 2 - Wednesday, March 9 (Att.: 1,567)
#5 USC 79, #8 Washington State 66
#6 California 58, #7 Washington 48

Session 3 - Thursday, March 10 (Att.: 943)
#6 California 48, #3 Arizona State 43
#4 Arizona 72, #5 USC 61

Session 4 - Friday, March 11 (Att.: 1,594)
#1 Stanford 100, #4 Arizona 71
#2 UCLA 63, #6 California 50

Session 5 - Saturday, March 12 (Att.: 2,618)
#1 Stanford 64, #2 UCLA 55

2012

Galen Center/Staples Center, Los Angeles, Calif.
(Total Attendance: 7,720)

Session 1 - Wednesday, March 7 (Att.: 1,503)
#8 Washington 72, #9 Oregon 56
#12 Arizona 61, #5 UCLA 57
#10 Colorado 55, #7 Utah 41
#11 Washington State 65, #6 Oregon State 56

Session 2 - Thursday, March 8 (Att.: 2,901)
#1 Stanford 76, #8 Washington 57
#4 Arizona State 68, #12 Arizona 53
#2 California 68, #10 Colorado 59
#11 Washington State 69, #3 USC 55

Session 3 - Friday, March 9 (Att.: 1,471)
#1 Stanford 52, #4 Arizona State 43
#2 California 64, #11 Washington State 49

Session 5 - Saturday, March 12 (Att.: 1,845)
#1 Stanford 77, #2 California 62

2013

KeyArena, Seattle, Wash.
(Total Attendance: 26,465)

Session 1 - Thursday, March 7 (Att.: 2,884)
#7 USC 64, #10 Oregon State 57
#6 Utah 66, #11 Arizona 48

Session 2 - Thursday, March 7 (Att.: 4,665)
#8 Washington State 48, #9 Arizona State 41
#5 Washington 69, #12 Oregon 62

Session 3 - Friday, March 8 (Att.: 3,385)
#2 California 78, #7 USC 59
#3 UCLA def. #6 Utah 43

Session 4 - Saturday, March 9 (Att.: 5,452)
#1 Stanford 79, #8 Washington State 60
#4 Colorado 70, #5 Washington 59

Session 5 - Saturday, March 9 (Att.: 6,152)
#3 UCLA 70, #2 California 58
#1 Stanford 61, #4 Colorado 47

Session 6 - Sunday, March 10 (Att.: 3,927)
#1 Stanford 51, #3 UCLA 49

2014

KeyArena, Seattle, Wash.
(Total Attendance: 24,739)

Session 1 - Thursday, March 6 (Att.: 2,449)
#9 Colorado 76, #8 UCLA 65
#5 USC 59, #12 Arizona 54

Session 2 - Thursday, March 6 (Att.: 3,754)
#7 Washington State 107, #10 Oregon 100
#11 Utah 65, #6 Washington 53

Session 3 - Friday, March 7 (Att.: 3,282)
#1 Stanford 69, #9 Colorado 54
#5 USC 59, #4 Arizona State 57

Session 4 - Friday, March 7 (Att.: 4,396)
#7 Washington State 91, #2 California 83
#3 Oregon State 50, #11 Utah 35

Session 5 - Saturday, March 8 (Att.: 6,073)
#5 USC 72, #1 Stanford 68
#3 Oregon State 70, #7 Washington State 60

Session 6 - Sunday, March 9 (Att.: 4,785)
#5 USC 71, #3 Oregon State 62

2015

KeyArena, Seattle, Wash.
(Total Attendance: 26,898)

Session 1 - Thursday, March 5 (Att.: 2,907)
#7 Washington State 66, #10 Oregon 64
#6 UCLA 80, #11 Arizona 62

Session 2 - Thursday, March 5 (Att.: 3,654)
#9 Colorado 75, #8 USC 63
#5 Washington 75, #12 Utah 64

Session 3 - Friday, March 6 (Att.: 3,869)
#2 Arizona State 67, #7 Washington State 48
#3 Stanford 67, #6 UCLA 62


Session 4 - Friday, March 6 (Att.: 5,545)
#9 Colorado 68, #1 Oregon State 65
#4 California 69, #5 Washington 53

Session 5 - Saturday, March 7 (Att.: 6,059)
#3 Stanford 59, #2 Arizona State 56
#4 California 68, #9 Colorado 55

Session 6 - Sunday, March 8 (Att.: 4,864)
#3 Stanford 61, #4 California 60



UCLA was the second No. 3 seed to win the Pac-10 Tournament title in the history of the tournament, winning in 2006.



Stanford won the 2015 Pac-12 Tournament crown, the only year the Cardinal had not earned the No. 1 seed.

MOST OUTSTANDING PLAYER

2002 Nicole Powell, Stanford
 2003 Nicole Powell, Stanford
 2004 Nicole Powell, Stanford
 2005 Candice Wiggins, Stanford
 2006 Lisa Willis, UCLA
 2007 Candice Wiggins, Stanford
 2008 Candice Wiggins, Stanford
 2009 Kayla Pedersen, Stanford
 2010 Nnemkadi Ogumike, Stanford
 2011 Nnemkadi Ogumike, Stanford
 2012 Nnemkadi Ogumike, Stanford
 2013 Chiney Ogumike, Stanford
 2014 Ariya Crook, USC
 2015 Taylor Greenfield, Stanford

ALL-TOURNAMENT TEAM

2002 Enjoli Izidor, Stanford
 Melody Johnson, Arizona State
 Amanda Levens, Arizona State
 Nicole Powell, Stanford
 Felicia Ragland, Oregon State
 Shaquala Williams, Oregon

2003 Nikki Blue, UCLA
 Shawntinice Polk, Arizona
 Nicole Powell, Stanford
 Kelley Suminski, Stanford
 Krista Warren, Arizona
 Dee-Dee Wheeler, Arizona

2004 Nikki Blue, UCLA
 Aimee Grzyb, Arizona
 Giuliana Mendiola, Washington
 Shawntinice Polk, Arizona
 Nicole Powell, Stanford
 Kelley Suminski, Stanford

2005 Nikki Blue, UCLA
 Aubree Johnson, Arizona State
 Kristen Kovesdy, Arizona State
 Eshaya Murphy, USC
 Kelley Suminski, Stanford
 Candice Wiggins, Stanford

2006 Nikki Blue, UCLA
 Kristen Kovesdy, Arizona State
 Noelle Quinn, UCLA
 Brooke Smith, Stanford
 Lisa Willis, UCLA
 Candice Wiggins, Stanford

2007 Jayne Appel, Stanford
 Devanei Hampton, California
 Shay Murphy, USC
 Noelle Quinn, UCLA
 Brooke Smith, Stanford
 Emily Westerberg, Arizona State
 Candice Wiggins, Stanford

2008 Jayne Appel, Stanford
 Devanei Hampton, California
 Taylor Lilley, Oregon
 Kayla Pedersen, Stanford
 Dymond Simon, Arizona State
 Candice Wiggins, Stanford

2009 Jillian Harmon, Stanford
 Camille LeNoire, USC
 Atonye Nyingifa, UCLA
 Kayla Pedersen, Stanford
 Nnemkadi Ogumike, Stanford
 Ashley Walker, California

2010 Jayne Appel, Stanford
 Ashley Corral, USC
 Jasmine Dixon, UCLA
 Nnemkadi Ogumike, Stanford
 Kayla Pedersen, Stanford
 Markel Walker, UCLA

2011 Cassie Harberts, USC
 Soana Lucet, Arizona
 Doreena Campbell, UCLA
 Darxia Morris, UCLA
 Chiney Ogumike, Stanford
 Nnemkadi Ogumike, Stanford

2012 Brittany Boyd, California
 Kimberly Brandon, Arizona State
 Layshia Clarendon, California
 Chiney Ogumike, Stanford
 Nnemkadi Ogumike, Stanford
 Jazmine Perkins, Stanford

2013 Alyssia Brewer, UCLA
 Jazmine Davis, Washington
 Chucky Jeffery, Colorado
 Chiney Ogumike, Stanford
 Amber Orrange, Stanford
 Markel Walker, UCLA

2014 Ariya Crook, USC
 Lia Galdiera, Washington State
 Ruth Hamblin, Oregon State
 Cassie Harberts, USC
 Chiney Ogumike, Stanford
 Sydney Wiese, Oregon State

2015 Sophie Brunner, Arizona State
 Brittany Boyd, California
 Reshanda Gray, California
 Taylor Greenfield, Stanford
 Lexy Kresl, Colorado
 Amber Orrange, Stanford

INDIVIDUAL RECORDS

POINTS

Half: 27, Nicole Powell, Stanford vs. Oregon State, Mar. 3, 2002
Game: 37, Nicole Powell, Stanford vs. Oregon State, Mar. 3, 2002
Tournament: 75, Lia Galdiera, Washington State, 2014
Tournament Ave. (min 2 games): 26.5, Giuliana Mendiola, Washington, 2004

FIELD GOALS

Game: 15, Nnemkadi Ogumike, Stanford vs. Arizona, Mar. 11, 2011 (15-of-22)
Tournament: 27 Tia Presley, Washington State (27-of-58), 2014
 27, Nnemkadi Ogumike, Stanford (27-of-48), 2012

FIELD GOAL ATTEMPTS

Game: 29, Nikki Blue, UCLA vs. Arizona State, Mar. 5, 2005 (14-of-29)
Tournament: 58, Tia Presley, Washington State, 2014 (27-58)

FIELD GOAL PERCENTAGE (min 6 made)

Game: 1.000, Jayne Appel (8-8), 2008
Tournament: 1.000, Jayne Appel (8-8), 2008

THREE-POINT FIELD GOALS

Game: 8, Candice Wiggins, Stanford vs. USC, Mar. 4, 2007 (8 of 9)
Tournament: 14, Candice Wiggins, Stanford, 2007 (14-of-25)

THREE-POINT FIELD GOAL ATTEMPTS

Game: 13, Chrishae Rowe, Oregon vs. Washington State, Mar. 6, 2014 (5-of-13)
 13, April Cook, WSU vs. Arizona, Mar. 12, 2009 (4-13)
Tournament: 25, Candice Wiggins, Stanford, 2007 (14-of-25)

THREE-POINT FIELD GOAL PCT. (min 3 made)

Game: 1.000, Lexy Kresl, Colorado vs. Oregon State, Mar. 6, 2015
 1.000, Kiki Williams, California vs. Oregon, Mar. 5, 2004 (5-of-5)
Tournament: 1.000, Kiki Williams, California, 2004 (5-of-5)

FREE THROWS

Game: 11, Cassie Harberts, USC vs. Washington State, Mar. 9, 2011 (11-of-13)
 11, Shannon Howell, Oregon State vs. Washington, Mar. 4, 2005 (11-of-12)
 11, Azella Perryman, Stanford vs. UCLA, Mar. 2, 2002 (11-of-12)
 11, Felicia Ragland, Oregon State vs. USC, Mar. 2, 2002 (11-of-13)
Tournament: 20, Amanda Levens, Arizona State, 2002 (20-of-26)

CONSECUTIVE FREE THROWS

Game: 10, Nnemkadi Ogumike, Stanford vs. Arizona State, Mar. 9, 2012
Tournament: 18, Nicole Powell, Stanford 2002 (6-of-6 vs. UCLA; 8-of-8 vs. Oregon State; 10-of-11 vs. Arizona State)

FREE THROW ATTEMPTS

Game: 18, Cassie Harberts, USC vs. Oregon State, Mar. 7, 2013 (10-of-18)
Tournament: 26, Amanda Levens, Arizona State, 2002 (20-of-26)

FREE THROW PERCENTAGE

Game (min 8 made): 1.000, Afure Jemerigbe, California vs. WSU, Mar. 7, 2014 (8-of-8)
 1.000, Nnemkadi Ogumike, Stanford vs. Arizona State, Mar. 9, 2012 (10-of-10)
Tournament (min 10 made): 1.000, Quinn Dornstauder, Arizona State, 2015, (11-of-11)
 1.000, Lili Thompson, Stanford, 2014 (10-of-10)
 1.000, Kim Butler, Oregon State, 2006 (12-of-12)

REBOUNDS

Half: 14, Ebony Hoffman, USC vs. Washington State, Mar. 7, 2003
Game: 21, Chiney Ogumike, Stanford vs. Washington State, Mar. 8, 2013
 21, Jillian Alleyne, Oregon vs. Washington State, Mar. 6, 2014
 21, Chiney Ogumike, Stanford vs. USC, Mar. 8, 2014
Tournament: 50, Chiney Ogumike, Stanford, 2013

OFFENSIVE REBOUNDS

Game: 9, Christina Marinacci, USC vs. Arizona, Mar. 10, 2011
Tournament: 17, Nnemkadi Ogumike, Stanford, 2012

DEFENSIVE REBOUNDS

Game: 15, Chiney Ogumike, Stanford vs. Washington State, Mar. 8, 2013
 15, Gennifer Brandon, California vs. Washington State, Mar. 9, 2012
Tournament: 34, Chiney Ogumike, Stanford, 2013

REBOUNDING AVERAGE (min 2 games)

Tournament: 16.7, Chiney Ogumike, Stanford, 2013

ASSISTS

Game: 11, Nikki Blue, UCLA vs. California, Mar. 4, 2006
Tournament: 17, Jordin Canada, UCLA, 2015
 17, Nicole Powell, Stanford 2004

ASSIST AVERAGE (min 2 games)

Tournament: 8.5, Jordin Canada, UCLA, 2015

BLOCKED SHOTS

Game: 7, Ruth Hamblin, Oregon State vs. Washington State, Mar. 8, 2014
Tournament: 12, Ruth Hamblin, Oregon State, 2014
 12, Jayne Appel, Stanford, 2008

BLOCKED SHOTS AVERAGE (min 2 games)

Tournament: 6.0, Chiney Ogumike, Stanford, 2014

STEALS

Game: 8, Nikki Blue, UCLA vs. Oregon, Mar. 8, 2003
Tournament: 19, Lisa Willis, UCLA, 2006

STEALS AVERAGE (min 2 games)

Tournament: 6.3, Lisa Willis, UCLA, 2006

TEAM RECORDS

POINTS

Most, Game: 107, Washington State vs. Oregon, Mar. 6, 2014
Most, Both Teams, Game: 207, WSU (107) vs. Oregon (100), Mar. 6, 2014
Most, Tournament (min 2 games): 258, Washington State, 2014
Most, First Half: 59, Washington State vs. Oregon, Mar. 6, 2014
Most, Second Half: 56, Stanford vs. USC, Mar. 15, 2009
Most, Overtime Period: 15, UCLA vs. Stanford, Mar. 6, 2006
Fewest, Game: 31, Arizona vs. Oregon State, Mar. 7, 2008
Fewest, Both Teams, Game: 77, Oregon State (46) vs. Arizona (31), Mar. 7, 2008
Fewest, First Half: 13, Utah vs. Oregon State, Mar. 7, 2014
 13, Washington State vs. Arizona State, Mar. 7, 2013
Fewest, Second Half: 15, Arizona vs. Stanford, Mar. 8, 2004
Fewest Allowed, Game: 31, Oregon State vs. Arizona, Mar. 7, 2008
Fewest Allowed, Tournament (min 3 games): 121, Stanford, 2008
Lowest Average Allowed, Tournament (min 3 games): 40.3, Stanford, 2008
Largest Deficit Overcome to Win: 16, Stanford, vs. Arizona, Mar. 8, 2004
Highest Average, Tournament (min 2 games): 82.0, Stanford, 2011
Largest Winning Margin: 41, Stanford vs. California (81-40), Mar. 5, 2005

FIELD GOALS

Most, Game: 44, Stanford vs. Arizona, Mar. 11, 2011 (44-of-75)
Most, Both Teams, Game: 74, WSU vs. Oregon, Mar. 6, 2014 (74-of-171)
Most, Tournament (min 2 games): 98, Washington State, 2014 (98-of-234)
Fewest, Game: 10, California vs. Stanford, Mar. 8, 2003 (10-of-45)
Fewest, Both Teams, Game: 28, Colorado vs. Utah, Mar. 7, 2012 (28-of-102)
Fewest Allowed, Tournament (min 2 games): 31, Utah, 2014 (31-of-106)

FIELD GOAL ATTEMPTS

Most, Game: 88, Washington State vs. Oregon, Mar. 6, 2014 (41-of-88)
Most, Both Teams, Game: 171, Washington State vs. Oregon, Mar. 6, 2014 (74-of-171)
Most, Tournament (min 2 games): 234, Washington State, 2014 (98-of-234)
Fewest, Game: 42, Oregon State vs. Arizona, Mar. 2, 2007 (16-of-42)
Fewest, Both Teams, Game: 92, Washington vs. California, Mar. 13, 2009 (38-of-92)
Fewest Allowed, Tournament (min 2 games): 94, Arizona State, 2011 (38-of-99)

FIELD GOAL PERCENTAGE

Highest, Game: .587 Stanford vs. Arizona, Mar. 11, 2011 (44-of-75)
Highest, Both Teams, Game: .500, Arizona vs. Stanford, Mar. 11, 2011 (68-of-136)
 .500, California vs. UCLA, Mar. 4, 2006 (56-of-116)
Highest, Tournament (min 2 games): .528, Stanford, 2011 (66-of-125)
Lowest, Game: .203, Washington State vs. Oregon State, Mar. 3, 2006 (12-of-59)
Lowest, Both Teams, Game: .275, Colorado vs. Utah, Mar. 7, 2012 (28-of-102)
Lowest Allowed, Tournament (min 2 games): .275, Oregon State, 2014 (39-of-142)

THREE-POINT FIELD GOALS

Most, Game: 13, Washington State vs. Arizona, Mar. 12, 2009 (13-of-37)
Most, Both Teams, Game: 19, WSU vs. Oregon, Mar. 6, 2014 (19-of-60);
 19, Washington vs. Arizona, Mar. 12, 2009 (19-of-50)
Most, Tournament (min 2 games): 28, Stanford, 2004 (28-of-66)
Fewest, Game: 0, Oregon State vs. Utah, Mar. 7, 2014 (0-for-10)
 0, California vs. UCLA, Mar. 9, 2013 (0-of-3)
 0, Arizona State vs. Washington State, Mar. 7, 2013 (0-of-11)
 0, Stanford vs. Arizona State, Mar. 3, 9, 2012 (0-of-10)
 0, Arizona State vs. California, Mar. 10, 2011
 0, Washington State vs. USC, Mar. 7, 2003 (0-of-6)
 0, Arizona State vs. California, Mar. 7, 2003 (0-of-8)
 0, California vs. Arizona State, Mar. 4, 2007 (0-for-5)
Fewest, Both Teams, Game: 1, USC vs. Washington State, Mar. 7, 2003 (1-of-15)
Fewest Allowed, Tournament (min 2 games): 1, California, 2013 (1-of-12)

THREE-POINT FIELD GOAL ATTEMPTS

Most, Game: 34, Oregon vs. Washington State, Mar. 6, 2014 (9-of-34)
Most, Both Teams, Game: 60, Oregon (34) vs. WSU (26), Mar. 6, 2014
Most, Tournament (min 2 games): 66, Stanford, 2004 (28-of-66)
Fewest, Game: 1, Arizona State vs. California, Mar. 10, 2011 (0-of-1)
Fewest, Both Teams, Game: 11, Arizona State vs. California, Mar. 10, 2011 (2-of-11)
 11, Arizona State vs. California, Mar. 7, 2003 (2-of-11)
Fewest Allowed, Tournament (min 2 games): 12, California, 2013 (1-of-12)

THREE-POINT FIELD GOAL PCT.

Highest, Game: .714, Colorado vs. USC, Mar. 5, 2015 (5-of-7)
 .714, Stanford vs. USC, Mar. 4, 2007 (8-of-9)
Highest, Both Teams, Game: .516, California vs. Stanford, Mar. 6, 2004 (16-of-31)
Highest, Tournament (min 2 games): .538, UCLA, 2009 (7-of-13)
Lowest, Both Teams, Game: .067, Washington State vs. USC, Mar. 7, 2003 (1-of-15)
Lowest Allowed, Tournament (min 2 games): .083, California, 2013 (1-of-12)

FREE THROWS

Most, Game: 35, USC vs. Oregon State, Mar. 7, 2013 (35-of-46)
Most, Both Teams, Game: 51, Stanford vs. UCLA, Mar. 2, 2002
Most, Tournament (min 2 games): 76, Stanford, 2002 (76-of-86)
Fewest, Game: 1, Arizona State vs. Stanford, Mar. 7, 2005 (1-of-2)
 1, Arizona vs. Stanford, Mar. 10, 2003 (1-of-4)
Fewest, Both Teams, Game: 4, Stanford vs. California, Mar. 10, 2008 (4-of-8)
Fewest Allowed, Tournament (min 2 games): 11, California, 2007 (11-of-15)

FREE THROW ATTEMPTS

Most, Game: 46, USC vs. Oregon State, Mar. 7, 2013 (35-of-46)
Most, Both Teams, Game: 61, Washington State vs. California, Mar. 7, 2014
 61, Arizona State vs. Arizona, Mar. 2, 2002
Most, Tournament (min 2 games): 86, Stanford, 2002 (76-of-86)
Fewest, Game: 2, Arizona State vs. Stanford, Mar. 7, 2005 (1-of-2)
Fewest, Both Teams, Game: 8, Stanford vs. California, Mar. 10, 2008 (4-of-8)
Fewest Allowed, Tournament (min 2 games): 15, California, 2007 (11-of-15)

FREE THROW PCT.

Highest, Game: 1.000, Arizona vs. UCLA, Mar. 7, 2012 (13-for-13)
 .943, Stanford vs. UCLA (33-35), Mar. 2, 2002
Highest, Both teams, Game: .952, Arizona vs. UCLA, Mar. 7, 2012 (20-of-21)
Highest, Tournament (min 2 games): .933, Arizona State, 2011 (14-of-15)
Lowest, Game: .333, Oregon vs. Washington, Mar. 7, 2013 (3-of-9)
Lowest, Both Teams, Game: .488, California vs. Washington, Mar. 9, 2011 (20-of-41)
Lowest Allowed, Tournament (min 2 games): .429, Arizona State, 2002

REBOUNDS

Most, Game: 61, Oregon vs. Washington State, Mar. 6, 2014
Most, Both Teams, Game: 103, Oregon vs. Washington State, Mar. 6, 2014
Most, Tournament (min 2 games): 143, California, 2012
Fewest, Game: 20, California vs. Washington, Mar. 13, 2009
Fewest, Both Teams, Game: 58, Stanford (31) vs. UCLA (27), Mar. 12, 2011
Largest Margin, Game: 34, California vs. Washington State, Mar. 9, 2012 (59-25)
Largest Margin, Tournament (min 2 games): 51, Stanford, 2009 (138-87)
Fewest Allowed, Tournament (min 2 games): 56, Stanford, 2011
Most Offensive Rebounds, Game: 26, Oregon State vs. Washington State, Mar. 5, 2004
Most Offensive Rebounds, Tournament (min 2 games): 55, Stanford, 2009
Fewest Offensive Rebounds, Game: 3, Utah vs. UCLA, Mar. 8, 2013
Fewest Offensive Rebounds Allowed, Tournament (min 2 games): 16, Utah, 2014
Most Defensive Rebounds, Game: 42, California vs. Washington State, Mar. 9, 2012
Most Defensive Rebounds, Tournament (min. 2 games): 105, USC, 2014
Fewest Defensive Rebounds, Game: 13, Washington State vs. Arizona State, Mar. 6, 2015
 13, Washington vs. California, Mar. 13, 2009
Fewest Defensive Rebounds Allowed, Tournament (min 2 games): 33, Arizona State, 2015
Highest Rebounding Ave., Tournament (min 2 games): 47.7, California, 2012

ASSISTS

Most, Game: 30, Stanford vs. Arizona, Mar. 11, 2011
Most, Both Teams, Game: 40, Arizona (10) vs. Stanford (30), Mar. 11, 2011
Most, Tournament (min 2 games): 65, Stanford, 2009
Fewest, Game: 2, Oregon State vs. USC, Mar. 7, 2013
Fewest, Both Teams, Game: 8, Arizona State (4) vs. Washington State (4), Mar. 7, 2013
Fewest Allowed, Tournament (min 2 games): 11, Arizona State, 2015
Highest Average, Tournament (min 2 games): 21.7, Stanford, 2009

BLOCKED SHOTS

Most, Game: 10, Stanford vs. USC, Mar. 8, 2014
 10, Oregon State vs. Washington State, Mar. 8, 2014
Most, Both Teams, Game: 14, Washington vs. Colorado, Mar. 8, 2013
 14, Arizona State vs. Washington State, Mar. 7, 2013
Most, Tournament (min 2 games): 21, Stanford, 2005
Fewest, Game: 0, by many, last by California vs. Stanford, Mar. 8, 2015
Fewest, Both Teams, Game: 1, USC vs. Arizona State, Mar. 13, 2009
 1, Washington vs. California, Mar. 13, 2009
 1, Arizona State vs. Oregon, Mar. 6, 2005
 1, California vs. Stanford, Mar. 5, 2005
 1, USC vs. Oregon State, Mar. 2, 2002
 1, Stanford vs. UCLA, Mar. 9, 2003
 1, Oregon vs. Washington State, Mar. 7, 2008
Fewest Allowed, Tournament (min 2 games): 1, California, 2009
 1, Stanford, 2002
Highest Average, Tournament (min 2 games): 8.5, Oregon State, 2014

STEALS

Most, Game: 20, UCLA vs. California, Mar. 5, 2006
Most, Both Teams, Game: 30, Washington vs. Oregon State, Mar. 4, 2005
Most, Tournament (min 2 games): 52, UCLA, 2006
Fewest, Game: 1, Oregon State vs. Stanford, Mar. 8, 2008
 1, Arizona vs. Stanford, Mar. 8, 2004
Fewest, Both Teams, Game: 5, Stanford vs. Oregon State, Mar. 8, 2008
Fewest Allowed, Tournament (min 2 games): 7, UCLA, 2015
Highest Average, Tournament (min 2 games): 17.5, UCLA, 2003

PERSONAL FOULS

Most, Game: 28, Colorado vs. Stanford, Mar. 7, 2014
Most, Both Teams, Game: 49, Washington vs. Oregon State, Mar. 4, 2005
Most, Tournament (min 2 games): 84, USC, 2014
Fewest, Game: 6, Utah vs. Arizona, Mar. 7, 2013
Fewest, Both Teams, Game: 19, Arizona vs. Utah, Mar. 7, 2013
Fewest, Tournament (min 2 games): 20, Washington, 2013
 20, Arizona, 2009

TURNOVERS

Most, Game: 29, USC vs. UCLA, Mar. 8, 2008
 29, Oregon State vs. Arizona, Mar. 2, 2007
Most, Both Teams, Game: 55, Washington vs. Oregon State, Mar. 4, 2005
Most, Tournament (min 2 games): 57, Oregon, 2002
Fewest, Game: 4, Washington vs. Utah, Mar. 5, 2015
Fewest, Both Teams, Game: 15, USC vs. Stanford, Mar. 8, 2014
 15, California vs. Arizona State, Mar. 9, 2008
Fewest, Tournament (min 2 games): 17, Colorado, 2013

RECORD BY SEED

YEAR	#1	#2	#3	#4	#5	#6	#7	#8	#9	#10	#11	#12
2002	2-1	0-1	3-0	0-1	1-1	0-1	2-1	1-1	0-1	0-1	--	--
<i>Upsets:</i> (3) Arizona State 70, (1) Stanford 63; (7) Oregon 78, (2) Washington 64												
2003	3-0	1-1	2-1	1-1	0-1	0-1	1-1	0-1	1-1	0-1	--	--
<i>Upsets:</i> (3) Arizona 74, (2) Washington 51; (9) California 46, (8) Arizona State 38												
2004	3-0	2-1	0-1	1-1	0-1	1-1	1-1	0-1	1-1	0-1	--	--
<i>Upsets:</i> (6) Washington 77, (3) USC 55; (9) California 82, (8) Oregon 57												
2005	3-0	1-1	2-1	1-1	0-1	0-1	1-1	0-1	0-1	0-1	--	--
<i>Upsets:</i> (2) Oregon 47, (3) Arizona State 54												
2006	2-1	1-1	3-0	0-1	1-1	0-1	1-1	0-1	1-1	0-1	--	--
<i>Upsets:</i> (3) UCLA 85, (1) Stanford 76-OT; (3) UCLA 60, Arizona State 59; (5) USC 70, (4) Washington 67; (9) Arizona 64, (8) Oregon 57												
2007	3-0	2-1	1-1	0-1	1-1	0-1	1-1	0-1	1-1	0-1	--	--
<i>Upsets:</i> (9) Arizona 69, (8) Oregon State 54; (5) USC 81, (4) Washington 77												
2008	3-0	2-1	1-1	0-1	1-1	0-1	1-1	1-1	0-1	0-1	--	--
<i>Upsets:</i> (5) UCLA 73, (4) USC 52												
2009	3-0	1-1	0-1	1-1	0-1	2-1	0-1	0-1	1-1	1-1	--	--
<i>Upsets:</i> (6) USC 69, (2) California 67; (6) USC 70, (3) Arizona State 65; (9) Arizona 79, (8) Washington State 72; (10) Washington 69, (7) Oregon 43												
2010	3-0	2-1	1-1	1-1	0-1	0-1	0-1	1-1	0-1	1-1	--	--
<i>Upsets:</i> (10) Oregon State 52, (7) Washington 42												
2011	2-0	1-1	1-1	2-1	1-1	2-1	0-1	0-1	0-1	0-1	--	--
<i>Upsets:</i> (6) California 48, (3) Arizona State 43												
2012	3-0	2-1	0-1	1-1	0-1	0-1	0-1	1-1	0-1	1-0	2-1	1-1
<i>Upsets:</i> (12) Arizona 61, (5) UCLA 57; (10) Colorado 55, (7) Utah 41; (11) Washington State 65, (6) Oregon State 56; (11) Washington State 69, (3) USC 55												
2013	3-0	1-1	2-1	1-1	1-1	1-1	1-1	1-1	0-1	0-1	0-1	0-1
<i>Upsets:</i> (3) UCLA 70, (2) California 58												
2014	1-1	0-1	2-1	0-1	4-0	0-1	2-1	0-1	1-1	0-1	1-1	0-1
<i>Upsets:</i> (9) Colorado 76, (8) UCLA 65; (11) Utah 65, (6) Washington 53; (5) USC 59, (4) Arizona State 57; (7) Washington State 92, (2) California 83; (5) USC 72, (1) Stanford 68; (5) USC 71, (3) Oregon State (62)												
2015	0-1	1-1	3-0	2-1	1-1	1-1	1-1	0-1	2-1	0-1	0-1	0-1
<i>Upsets:</i> (9) Colorado 75, (8) USC 63; (9) Colorado 68, (1) Oregon State 65; (3) Stanford 59, (2) Arizona State (67)												

SEED vs. SEED RESULTS

	vs. #1	vs. #2	vs. #3	vs. #4	vs. #5	vs. #6	vs. #7	vs. #8	vs. #9	vs. #10	vs. #11	vs. #12	TOTAL
#1	-	6-0	3-2	8-0	4-1	1-0	-	6-0	6-1	-	-	-	34-4
#2	0-6	-	3-5	-	-	2-1	7-2	-	-	3-0	1-0	-	17-14
#3	2-3	5-3	-	1-0	0-1	9-3	2-0	-	-	1-0	1-1	-	21-11
#4	0-8	-	0-1	-	8-5	-	-	-	2-0	-	-	1-0	11-14
#5	1-4	-	1-0	5-8	-	-	-	1-0	-	-	-	2-1	10-13
#6	0-1	1-2	3-9	-	-	-	1-0	-	-	-	2-2	-	7-14
#7	-	2-7	0-3	-	-	0-1	-	-	-	10-3	-	-	12-14
#8	0-6	-	-	-	0-1	-	-	-	5-7	-	-	-	6-14
#9	2-5	-	-	0-2	-	-	-	7-5	-	-	-	-	8-14
#10	-	0-3	0-1	-	-	-	3-10	-	-	-	-	-	3-14
#11	-	0-1	1-1	-	-	2-2	-	-	-	-	-	-	3-4
#12	-	-	-	0-1	1-3	-	-	-	-	-	-	-	1-4

YEAR-BY-YEAR RECORDS

YEAR	ARIZ	ASU	CAL	COLO	ORE	OSU	STAN	UCLA	USC	UTAH	WASH	WSU
2002	0-1	3-0	0-1	--	2-1	1-1	2-1	1-1	0-1	--	0-1	0-1
2003	2-1	0-1	1-1	--	0-1	0-1	3-0	1-1	1-1	--	1-1	0-1
2004	2-1	0-1	1-1	--	0-1	1-1	3-0	1-1	0-1	--	1-1	0-1
2005	0-1	2-1	1-1	--	1-1	0-1	3-0	0-1	1-1	--	1-1	0-1
2006	1-1	1-1	0-1	--	0-1	1-1	2-1	3-0	1-1	--	0-1	0-1
2007	1-1	2-1	1-1	--	0-1	0-1	3-0	1-1	1-1	--	0-1	0-1
2008	0-1	1-1	2-1	--	1-1	1-1	3-0	1-1	0-1	--	0-1	0-1
2009	1-1	0-1	1-1	--	0-1	0-1	3-0	1-1	2-1	--	1-1	0-1
2010	1-1	0-1	1-1	--	0-1	1-1	3-0	2-1	1-1	--	0-1	0-1
2011	2-1	1-1	2-1	--	0-1	0-1	2-0	1-1	1-1	--	0-1	0-1
2012	1-1	1-1	2-1	1-1	0-1	0-1	3-0	0-1	0-1	0-1	1-1	2-1
2013	0-1	0-1	1-1	1-1	0-1	0-1	3-0	2-1	1-1	1-1	1-1	1-1
2014	0-1	0-1	0-1	1-1	0-1	2-1	1-1	0-1	4-0	1-1	0-1	2-1
2015	0-1	1-1	2-1	2-1	0-1	0-1	3-0	1-1	0-1	0-1	1-1	1-1
TOTAL	11-14	12-13	15-14	5-4	4-14	7-14	37-3	15-13	13-13	2-4	7-14	6-14

COMPOSITE TOURNAMENT STANDINGS

TEAM	W	L	PCT	TITLES
Stanford	37	3	.925	11
Colorado	5	4	.556	
UCLA	15	13	.536	1
California	15	14	.517	
USC	13	13	.500	1
Arizona State	12	13	.480	1
Arizona	11	14	.440	
Oregon State	7	14	.333	
Utah	2	4	.333	
Washington	7	14	.333	
Washington State	6	14	.300	
Oregon	4	14	.222	

REGULAR-SEASON CHAMPIONS BY SCHOOL (includes shared) thru 2015 campaign

1.	Stanford	23
2.	Washington	3
3.	Oregon	2
	USC	2
5.	Arizona	1
	Arizona State	1
	California	1
	Oregon State	1
	UCLA	1



Nnemkadi Ogwumike, Stanford

YEARLY SEEDINGS

YEAR	ARIZ	ASU	CAL	COLO	ORE	OSU	STAN	UCLA	USC	UTAH	WASH	WSU
2002	6	3	9	--	7	5	1	8	4	--	2	10
2003	3	8	9	--	5	6	1	4	7	--	2	10
2004	2	5	9	--	8	7	1	4	3	--	6	10
2005	5	3	8	--	2	10	1	6	4	--	7	9
2006	9	2	6	--	8	7	1	3	5	--	4	10
2007	9	2	3	--	6	8	1	7	5	--	4	10
2008	9	3	2	--	7	8	1	5	4	--	6	10
2009	9	3	2	--	7	5	1	4	6	--	10	8
2010	8	5	4	--	6	10	1	2	3	--	7	9
2011	4	3	6	--	9	10	1	2	5	--	7	8
2012	12	4	2	10	9	6	1	5	3	7	8	11
2013	11	9	2	4	12	10	1	3	7	6	5	8
2014	12	4	2	9	10	3	1	8	5	11	6	8
2015	11	2	4	9	10	1	3	6	8	12	5	7

TOURNAMENT SERIES RECORDS

	vs. ARIZ	vs. ASU	vs. CAL	vs. COLO	vs. ORE	vs. OSU	vs. STAN	vs. UCLA	vs. USC	vs. UTAH	vs. WASH	vs. WSU	TOTAL
ARIZ	--	0-2	--	--	2-0	3-1	0-7	1-1	1-2	0-1	1-0	2-0	11-14
ASU	2-0	--	1-4	--	2-0	2-0	1-4	2-2	0-3	--	1-0	1-1	12-13
CAL	--	4-1	--	2-0	3-0	--	0-7	0-4	1-1	--	3-0	2-1	15-14
COLO	--	--	0-2	--	--	1-0	0-2	1-0	1-0	1-0	1-0	--	5-4
ORE	0-2	0-2	0-3	--	--	--	--	0-1	0-1	--	2-3	2-2	4-14
OSU	1-3	0-2	--	0-1	--	--	0-2	1-1	0-3	1-0	1-1	3-1	7-14
STAN	7-0	4-1	7-0	2-0	--	2-0	--	9-1	3-1	--	1-0	1-0	37-3
UCLA	1-1	2-2	4-0	0-1	1-0	2-0	1-9	--	2-0	1-0	--	1-0	15-13
USC	2-1	3-0	1-1	0-1	1-0	2-1	1-4	0-2	--	--	2-2	2-1	13-13
UTAH	1-0	--	--	0-1	--	0-1	--	0-1	--	--	1-1	--	2-4
WASH	0-2	0-1	2-1	0-1	3-2	1-1	0-1	--	2-2	1-1	--	--	7-14
WSU	0-2	1-1	1-2	--	2-2	1-3	0-1	0-1	1-2	--	--	--	6-14

CONFERENCE CHAMPIONS

	Tournament	Regular Season
1987	--	USC
1988	--	Washington
1989	--	Stanford
1990	--	Stanford
		Washington
1991	--	Stanford
1992	--	Stanford
1993	--	Stanford
1994	--	USC
1995	--	Stanford
1996	--	Stanford
1997	--	Stanford
1998	--	Stanford
1999	--	Oregon
		UCLA
2000	--	Oregon
2001	--	Arizona State
		Washington
		Stanford
2002	Arizona State	Stanford
2003	Stanford	Stanford
2004	Stanford	Arizona
		Stanford
2005	Stanford	Stanford
2006	UCLA	Stanford
2007	Stanford	Stanford
2008	Stanford	Stanford
2009	Stanford	Stanford
2010	Stanford	Stanford
2011	Stanford	Stanford
2012	Stanford	Stanford
2013	Stanford	California
		Stanford
2014	USC	Stanford
2015	Stanford	Oregon State



Arizona State upset Stanford in 2002 to win the first-ever Pac-10 Tournament championship.



ALL THE LATEST FROM THE
**CONFERENCE OF
CHAMPIONS**

WITH ASHLEY & MIKE

**MONDAY
NIGHTS**



NETWORK

WHERE CHAMPIONS PLAY



Pac-12.com

FIRST TEAM ALL-AMERICANS

ARIZONA

1997-98 Adia Barnes..... USBWA

ARIZONA STATE

1980-81 Kym Hampton
1981-82 Kym Hampton

CALIFORNIA

1992-93 Milica Vukadinovic..... Kodak, BT, S&S
2008-09 Ashley Walker..... USBWA
2014-15 Brittany Boyd..... WBCA

COLORADO

1994-95 Shelly Sheetz..... WBCA, USBWA, AP, BT

OREGON

1980-81 Bev Smith..... Kodak
1981-82 Bev Smith..... Kodak
1999-00 Shaquala Williams Kodak

OREGON STATE

1980-81 Carol Menken Kodak
1984-85 Julie Coleman WBNS
1995-96 Tanja Kostic..... UPI, College Sports Magazine

STANFORD

1988-89 Jennifer Azz..... Kodak
1989-90 Jennifer Azz..... Kodak, USBWA
1990-91 Sonja Henning..... Kodak
1991-92 Val Whiting Kodak, USBWA
1992-93 Val Whiting Kodak, USBWA
1995-96 Kate Starbird Kodak, USBWA
1996-97 Kate Starbird Kodak, AP, USBWA
1997-98 Kristin Folkl Kodak, USBWA, Sporting News
1999-00 Jamie Carey..... WBNS, WBJ
2000-01 Nicole Powell..... WBJ
2001-02 Nicole Powell..... Kodak, USBWA
2002-03 Nicole Powell..... Kodak, USBWA
2003-04 Nicole Powell..... Kodak, AP, Wooden, USBWA
2004-05 Candice Wiggins..... Kodak
2005-06 Candice Wiggins..... Kodak, USBWA, WBNS
2006-07 Candice Wiggins..... Kodak, USBWA
2007-08 Candice Wiggins..... WBCA, AP, USBWA, Wooden, SI, ESPN
2008-09 Jayne Appel..... WBCA, USBWA
2009-10 Jayne Appel..... WBCA, USBWA, Wooden
Nnemkadi Ogwumike.. USBWA, WBCA, Wooden
2010-11 Nnemkadi Ogwumike.. AP, USBWA, Wooden
Jeanette Pohlen..... AP, USBWA, Wooden
2011-12 Chiney Ogwumike..... WBCA
Nnemkadi Ogwumike..... AP, WBCA, USBWA, Wooden
2012-13 Chiney Ogwumike... AP, WBCA, USBWA, Wooden
2013-14 Chiney Ogwumike..... AP, WBCA, USBWA, Wooden, ESPN

UCLA

1974-75 Ann Meyers..... Kodak
1975-76 Ann Meyers..... Kodak
1976-77 Ann Meyers..... Kodak
1977-78 Ann Meyers..... Kodak
1978-79 Denise Curry..... Kodak
1979-80 Denise Curry..... Kodak
1980-81 Denise Curry..... Kodak
1992-93 Natalie Williams..... USBWA, Naismith, BT
1993-94 Natalie Williams. Kodak, USBWA, Naismith, BT, BA
1998-99 Maylana Martin..... Kodak
1999-00 Maylana Martin..... AP, Kodak, Naismith, SI for Women
1999-00 Nicole Kaczmarek..... WBNS

USC

1981-82 Paula McGee..... WBCA
1982-83 Paula McGee..... Kodak, ABA-USA
Cheryl Miller Kodak, ABA-USA, Naismith, Fast Break
1983-84 Pam McGee Kodak, ABA-USA
Cheryl Miller ... Kodak, ABA-USA, SS, Naismith
1984-85 Cheryl Miller Kodak, ABA-USA, Naismith
1985-86 Cheryl Miller Kodak, ABA-USA, Naismith
1992-93 Lisa Leslie..... USBWA, BT
1993-94 Lisa Leslie..... Kodak, USBWA, WBA, BA
1996-97 Tina Thompson..... USBWA, Basketball Weekly

UTAH

1995-96 Amber McEwen..... WBCA
2000-01 Lauren Beckman..... WBCA

WASHINGTON

1987-88 Karen Deden BT
1994-95 Rhonda Smith BA
1999-00 Loree Payne WBNS

Legend: WBCA - Women's Basketball Coaches Association (Kodak through, WBNS - Women's Basketball News Service, USBWA - United States Basketball Writers Association, AP - Associated Press, UPI - United Press International, BT - Basketball Times, BA - Basketball America, SI - Sports Illustrated for Women, SS - Street & Smith's, WBA - Women's Basketball Association, WBJ - Women's Basketball Journal, Wooden - Wooden Award.



Oregon's Shaquala Williams was a 1999-2000 Kodak All-American.



Stanford's Candice Wiggins was the recipient of the 2008 State Farm Wade Trophy and was a four-time All-American.



Washington's Loree Payne was a 1999-2000 WBNS All-American.

NAISMITH MEMORIAL BASKETBALL HALL OF FAME

Ann Meyers, UCLA (inducted 1993)
 Cheryl Miller, USC (inducted 1995)
 Denise Curry, UCLA (inducted 1997)
 Billie Moore, UCLA (inducted 1999) - coach
 Cynthia Cooper, USC (inducted 2010)
 Tara VanDerveer, Stanford (inducted 2011) - coach

WOMEN'S BASKETBALL HALL OF FAME

Denise Curry, UCLA (inducted 1999)
 Ann Meyers, UCLA (inducted 1999)
 Cheryl Miller, USC (inducted 1999)
 Billie Moore, UCLA (inducted 1999)
 Linda Sharp, USC (inducted 2001)
 Marianne Stanley, USC/California (inducted 2002)
 Tara VanDerveer, Stanford (inducted 2002)
 Bev Smith, Oregon (inducted 2004)
 Jennifer Azzi, Stanford (inducted 2009)
 Cynthia Cooper, USC (inducted 2009)
 Pamela McGee, USC (inducted 2012)

WBCA LIFETIME ACHIEVEMENT AWARD

1995 Billie Moore, UCLA

KODAK SILVER ANNIVERSARY TEAM (top 10 Div. I players, 1974-1999)

Ann Meyers, UCLA
 Cheryl Miller, USC

USA OLYMPIC TEAM

1976 (silver) Billie Moore, UCLA (head coach)
 Anne Meyers, UCLA
 1980 Denise Curry, UCLA
 1984 (gold) Denise Curry, UCLA
 Pam McGee, USC
 Cheryl Miller, USC
 1988 (gold) Cynthia Cooper, USC
 1992 (bronze) Cynthia Cooper, USC
 1996 (gold) Tara VanDerveer, Stanford (head coach)
 Jennifer Azzi, Stanford
 Lisa Leslie, USC
 Katy Steding, Stanford
 2000 (gold) Lisa Leslie, USC
 Natalie Williams, Stanford
 2004 (gold) Lisa Leslie, USC
 Tina Thompson, USC
 2008 (gold) Lisa Leslie, USC
 Tina Thompson, USC

USA BASKETBALL COACH OF THE YEAR

1996 Tara VanDerveer, Stanford

BRODERICK CUP

1977-78 Ann Meyers, UCLA
 1983-84 Cheryl Miller, USC

HONDA SPORTS AWARD

(selected by NACWAA)

1977-78 Ann Meyers, UCLA
 1983-84 Cheryl Miller, USC
 1984-85 Cheryl Miller, USC
 1989-90 Jennifer Azzi, Stanford

STATE FARM WADE TROPHY PLAYER OF THE YEAR

(selected by NAGWS)

1984-85 Cheryl Miller, USC
 1989-90 Jennifer Azzi, Stanford
 2007-08 Candice Wiggins, Stanford

NAISMITH TROPHY

(selected by coach/media panel)

1983-84 Cheryl Miller, USC
 1984-85 Cheryl Miller, USC
 1985-86 Cheryl Miller, USC
 1989-90 Jennifer Azzi, Stanford
 1993-94 Lisa Leslie, USC
 1996-97 Kate Starbird, Stanford

JOHN R. WOODEN AWARD

2013-14 Chiney Ogumike, Stanford

ANN MEYERS DRYSDALE USBWA NATIONAL PLAYER OF THE YEAR

1993-94 Lisa Leslie, USC
 1989-90 Jennifer Azzi, Stanford
 1996-97 Kate Starbird, Stanford
 * Award was named after the UCLA Hall of Famer Anne Meyers Drysdale in 2012.

WBCA PLAYER OF THE YEAR

1984-85 Cheryl Miller, USC
 1985-86 Cheryl Miller, USC
 1993-94 Lisa Leslie, USC
 1996-97 Kate Starbird, Stanford
 2007-08 Candice Wiggins, Stanford

WBCA FRANCES POMEROY NAISMITH PLAYER OF THE YEAR

(outstanding female senior collegian under 5-6 in height)

1986-87 Rhonda Windham, USC
 2009-10 Alexis Gray-Lawson, CAL

WBS NEWS SERVICE FRESHMAN OF THE YEAR

1989-90 Val Whiting, Stanford
 1990-91 Lisa Leslie, USC
 1998-99 Lindsey Yamasaki, Stanford

USBWA NATIONAL FRESHMAN OF THE YEAR

2004-05 Candice Wiggins, Stanford (co)

NATIONAL COACH OF THE YEAR

1977-78 Billie Moore, UCLA (AIAW)
 1987-88 Tara VanDerveer, Stanford (WBNS)
 1988-89 Tara VanDerveer, Stanford (Converse, WBCA)
 1989-90 Tara VanDerveer, Stanford (Naismith, USBWA)
 1993-94 Ceal Barry, Colorado (USBWA)
 1995-96 Amy Tucker & Marianne Stanley, Stanford (UPI)
 1998-99 Jody Runge, Oregon (WBNS)
 2010-11 Tara VanDerveer, Stanford (WBCA, co-AP, Naismith)



Stanford head coach Tara VanDerveer was inducted into the Naismith Memorial Basketball Hall of Fame in 2011.



USC's Lisa Leslie was a two-time all-American, national player of the year and four-time member of the USA Olympic team.

COSIDA ACADEMIC ALL-AMERICA OF THE YEAR

- 1986-87 Chelle Flamoe, Oregon State
- 1988-89 Chelle Flamoe, Oregon State
- 1989-90 Stefanie Kasperski, Oregon
- 2013-14 Chiney Ogwumike, Stanford

COSIDA ACADEMIC ALL-AMERICANS *(First Team unless indicated)*

ARIZONA STATE

- 1986-87 Sherry Poole (3rd)
- 1988-89 Fran Ciak (2nd)
- 1989-90 Fran Ciak (2nd)

COLORADO

- 1980-81 Corky O'Rouke (3rd)
- 2005-06 Jackie McFarland (2nd)
- 2006-07 Jackie McFarland (2nd)
- 2007-08 Jackie McFarland

OREGON

- 1979-80 Bev Smith (2nd)
- 1981-82 Bev Smith (3rd)
- 1988-89 Stefanie Kasperski
- 1989-90 Stefanie Kasperski
- 2009-10 Amanda Johnson (2nd)
- 2010-11 Amanda Johnson
- 2011-12 Amanda Johnson

OREGON STATE

- 1982-83 Juli Coleman (HM)
- 1983-84 Juli Coleman (2nd)
- 1984-85 Juli Coleman (2nd)
- 1986-87 Chelle Flamoe (2nd)
- 1987-88 Chelle Flamoe (1st)
- 1988-89 Chelle Flamoe (1st)
- 2014-15 Ruth Hamblin (2nd)

STANFORD

- 1980-81 Louise Smith (3rd)
- 1981-82 Jeanne Ruark Hoff (4th)
- 1989-90 Julie Zeilstra (3rd)
- 1991-92 Chris MacMurdo (3rd)
- 1992-93 Chris MacMurdo (3rd)
- 1995-96 Kate Starbird (2nd)
- 2012-13 Chiney Ogwumike (1st)
- 2013-14 Chiney Ogwumike (1st)

UCLA

- 1979-80 Dianne Frierson (3rd)
- 1980-81 Denise Curry
- 1981-82 Mary Hagarty (4th)
- 1985-86 Anne Dean (2nd)

UTAH

- 1979-80 Jane Quimby (3rd)
- 1980-81 Ellen Perrella (3rd)
- 2014-15 Taryn Wicijowski

WASHINGTON

- 2000-01 Megan Franza (2nd)

WASHINGTON STATE

- 1981-82 Jeanne Eggart (HM)

NCAA PLAYER OF THE DECADE

- 1980's Cheryl Miller, USC

NCAA 25TH ANNIVERSARY TEAM

- Cheryl Miller, USC

NCAA FINAL FOUR MOST OUTSTANDING PLAYER

- 1982-83 Cheryl Miller, USC
- 1983-84 Cheryl Miller, USC
- 1989-90 Jennifer Azzi, Stanford
- 1991-92 Molly Goodenbour, Stanford

NCAA FINAL FOUR ALL-TOURNAMENT TEAM

- 1982-83 Paula McGee, USC; Cheryl Miller, USC
- 1983-84 Pam McGee, USC; Paula McGee, USC; Cheryl Miller, USC
- 1985-86 Cynthia Cooper, USC; Cheryl Miller, USC
- 1989-90 Jennifer Azzi, STAN; Katy Steding, STAN
- 1990-91 Sonja Henning, STAN
- 1991-92 Molly Goodenbour, STAN; Rachel Hemmer, STAN; Val Whiting, STAN
- 2007-08 Candice Wiggins, STAN
- 2008-09 Jayne Appel, STAN
- 2009-10 Nnemkadi Ogwumike, STAN; Kayla Pedersen, STAN
- 2011-12 Nnemkadi Ogwumike, STAN

NCAA REGIONAL MOST OUTSTANDING PLAYER

- 1983-84 Paula McGee, USC (West)
- 1985-86 Cheryl Miller, USC (West)
- 1987-88 Cherie Nelson, USC (West)
- 1989-90 Karen Deden, Washington (Midwest-co)
- 1990-91 Jennifer Azzi, Stanford (West)
- 1991-92 Val Whiting, Stanford (West)
- 1991-92 Molly Goodenbour, Stanford (West)
- 1994-95 Anita Kaplan, Stanford (West)
- 1995-96 Kate Starbird, Stanford (West)
- 1996-97 Jamila Wideman, Stanford (West)
- 2003-04 Nicole Powell, Standord (Midwest)
- 2007-08 Candice Wiggins, Stanford (Spokane)
- 2008-09 Jayne Appel, Stanford (Berkeley)
- 2009-10 Nnemkadi Ogwumike, Stanford (Sacramento)
- 2010-11 Nnemkadi Ogwumike, Stanford (Spokane)
- 2011-12 Nnemkadi Ogwumike, Stanford (Fresno)
- 2012-13 Layshia Clarendon, California (Spokane)
- 2013-14 Mikaela Ruef, Stanford (Stanford)

NCAA REGIONAL ALL-TOURNAMENT TEAM

- 1981-82 Paula McGee, Pam McGee - USC (Mideast)
- 1982-83 Pam McGee, Paula McGee, Cheryl Miller - USC (West); Judy Poelstra - Oregon State (West)
- 1983-84 Paula McGee, Cynthia Cooper, Cheryl Miller - USC (West)
- 1985-86 Cheryl Miller, Cynthia Cooper - USC (West)
- 1986-97 Monica Lamb - USC (West)
- 1987-88 Cherie Nelson - USC (West)
- 1989-90 Karen Deden - Washington (Mideast); Jennifer Azzi, Trisha Stevens - Stanford (West)
- 1990-91 Val Whiting, Sonja Henning, Julie Zeilstra - Stanford (West)
- 1991-92 Molly Goodenbour, Rachel Hemmer - Stanford (West); Joni Easterly, Lisa Leslie - USC (West)
- 1992-93 Val Whiting - Stanford (West)
- 1993-94 Lisa Leslie, Tina Thompson - USC (Mideast)
- 1994-95 Christy Hedgpeth, Anita Kaplan - Stanford (West)
- 1995-96 Kate Starbird, Naomi Multaupoel, Vanessa Nygaard - Stanford (West)
- 1996-97 Jamila Wideman, Kate Starbird, Kristin Folk, Olympia Scott - Standord (West)
- 1997-98 Lisa Griffith - Arizona (East)
- 1998-99 Michelle Greco, Maylana Martin - UCLA (West)
- 2000-01 Andrea Lalum - Washington (West)
- 2001-02 Nicole Powell - Stanford (West)
- 2003-04 Nicole Powell, Susan Borchardt - Stanford (Midwest)
- 2004-05 Susan Borchardt, Candice Wiggins - Stanford (Kansas City); Kylan Loney - Arizona State (Tempe)
- 2005-06 Candice Wiggins, Brooke Smith - Stanford (San Antonio)
- 2006-07 Danielle Orsillo, Arizona State (Greensboro)
- 2007-08 Candice Wiggins, Jayne Appel, Kayla Pedersen - Stanford (Spokane)
- 2008-09 Briann January, Danielle Orsillo - Arizona State (Trenton); Jayne Appel, Jillian Harmon, Jeanette Pohlen - Stanford (Berkeley)
- 2009-10 Jayne Appel, Kayla Pedersen, Nnemkadi Ogwumike - Stanford (Sacramento)
- 2010-11 Chiney Ogwumike, Nnemkadi Ogwumike - Stanford (Spokane)
- 2011-12 Chiney Ogwumike, Nnemkadi Ogwumike - Stanford (Fresno)
- 2012-13 Layshia Clarendon, Afure Jemeribge - California (Spokane); Chiney Ogwumike, Stanford (Spokane)
- 2013-14 Chiney Ogwumike, Amber Orrange, Mikaela Ruef, Stanford (Stanford)



Oregon's Stefanie Kasperski was the 1989-90 Academic All-America of the Year.

1986-87

Jennifer Bennett California
 Yvette Cole Washington
 Dora Dome UCLA
 Monica Lamb USC
 Lauri Landerholm* Oregon
 Cherie Nelson USC
 Gabi Neumann Oregon
 Lisa Oriard Washington
 Dana Patterson Arizona
 Rhonda Windham USC

1987-88

Jennifer Azzi Stanford
 Yvette Cole Washington
 Dora Dome UCLA
 Chelle Flamoe Oregon State
 Jonni Gray Washington State
 Karon Howell USC
 Stefanie Kasperski Oregon
 Shamona Mosley Arizona State
 Cherie Nelson* USC
 Lisa Oriard Washington
 Dana Patterson Arizona
 Katy Steding Stanford

1988-89

Jennifer Azzi* Stanford
 Yvette Cole Washington
 Chelle Flamoe Oregon State
 Amy Gamble Arizona
 Jonni Gray Washington State
 Sonja Henning Stanford
 Stefanie Kasperski Oregon
 Cherie Nelson USC
 Katy Steding Stanford
 Sandra VanEmbricqs UCLA

1989-90

Jennifer Azzi* Stanford
 Karen Deden Washington
 Sonja Henning Stanford
 Stefanie Kasperski Oregon
 Amy Mickelson Washington
 Angie Miller Washington State
 Katy Steding Stanford
 Rehema Stephens UCLA
 Trisha Stevens Stanford
 Sandra VanEmbricqs UCLA

1990-91

Karen Deden Washington
 Sonja Henning* Stanford
 Lisa Leslie USC
 Laurie Merlino Washington
 Judy Shannon Oregon State
 Trisha Stafford California
 Rehema Stephens UCLA
 Trisha Stevens Stanford
 Tammy Story USC
 Julie Zeilstra Stanford

1991-92

Ryneldi Becenti Arizona State
 Margo Clark Arizona
 Lisa Leslie USC
 Judy Shannon Oregon State
 Trisha Stafford California
 Rehema Stephens UCLA
 Tammy Story USC
 Val Whiting* Stanford
 Natalie Williams UCLA
 Milica Vukadinovic California

1992-93

Nicole Anderson UCLA
 Ryneldi Becenti Arizona State
 Joni Easterly USC
 Molly Goodenbour Stanford
 Tanja Kostic Oregon State
 Lisa Leslie USC
 Rhonda Smith Washington
 Milica Vukadinovic California
 Val Whiting* Stanford
 Natalie Williams UCLA

1993-94

Tara Davis Washington
 Christy Hedgpeh Stanford
 Rachel Hemmer Stanford
 Anita Kaplan Stanford
 Tanja Kostic Oregon State
 Lisa Leslie USC
 Nicky McCrimmon USC
 Rhonda Smith Washington
 Debbie Sporcich Oregon
 Natalie Williams* UCLA

1994-95

Sally Crowe Oregon
 Renae Fegent Oregon
 Kisa Hughes UCLA
 Anita Kaplan Stanford
 Tanja Kostic* Oregon State
 Rhonda Smith Washington
 Eliza Sokolowska California
 Kate Starbird Stanford
 Tina Thompson USC
 Boky Vidic Oregon State

1995-96

Adia Barnes Arizona
 Arianne Boyer Oregon
 Renae Fegent Oregon
 Nicky Hilbert UCLA
 Tanja Kostic* Oregon State
 Brenda Pantoja Arizona
 Jenni Ruff Washington State
 Kate Starbird* Stanford
 Tina Thompson USC
 Jamila Wideman Stanford

1996-97

Adia Barnes Arizona
 Arianne Boyer Oregon
 Jade Hyett Washington State
 Tina Lelas Oregon State
 Tanja Kostic Oregon State
 Maylana Martin UCLA
 Jamie Redd Washington
 Olympia Scott Stanford
 Kate Starbird* Stanford
 Tina Thompson USC
 Jamila Wideman Stanford

1997-98

Adia Barnes* Arizona
 Kristin Clark USC
 Kristin Folkl Stanford
 Erica Gomez UCLA
 Amber Hall Washington
 Natalie Hughes Oregon
 Maylana Martin UCLA
 Vanessa Nygaard Stanford
 Jamie Redd Washington
 Olympia Scott Stanford

1998-99

LaCresha Flannigan UCLA
 Milena Flores Stanford
 Erica Gomez UCLA
 Amber Hall Washington
 Angela Lackey Arizona
 Tricia Lamb Washington State
 Maylana Martin* UCLA
 Jamie Redd Washington
 Adrain Williams USC
 Shaquala Williams Oregon
 Felecity Willis Arizona

1999-2000

Tatum Brown Arizona
 Milena Flores Stanford
 Megan Franza Washington
 Rachel Holt Arizona State
 Maylana Martin UCLA
 Sissel Pierce Oregon State
 Felicia Ragland Oregon State
 Shaquala Williams* Oregon
 Felecity Willis Arizona
 Angelina Wolvert Oregon

2000-01

Reshea Bristol Arizona
 Megan Franza Washington
 Michelle Greco UCLA
 Courtney Johnson California
 Melody Johnson Arizona State
 Amanda Levens Arizona State
 Elizabeth Pickney Arizona
 Nicole Powell Stanford
 Felicia Ragland* Oregon State
 Angelina Wolvert Oregon

2001-02

Ebony Hoffman USC
 Aisha Hollans USC
 Amanda Levens Arizona State
 Giuliana Mendiola Washington
 Loree Payne Washington
 Elizabeth Pickney Arizona
 Nicole Powell* Stanford
 Felicia Raglandl Oregon State
 Shaquala Williams Oregon
 Lindsey Yamasaki Stanford

2002-03

Nikki Blue UCLA
 Leilani Estavan Oregon State
 Michelle Greco UCLA
 Ebony Hoffman USC
 Giuliana Mendiola* Washington
 Loree Payne Washington
 Shawntinice Polk Arizona
 Nicole Powell Stanford
 Kelley Suminski Stanford
 Dee-Dee Wheeler Arizona

2003-04

Nihan Anaz California
 Nikki Blue UCLA
 Ebony Hoffman USC
 Andrea Lalum Washington
 Kylan Loney Arizona State
 Giuliana Mendiola Washington
 Shawntinice Polk Arizona
 Nicole Powell* Stanford
 Noelle Quinn UCLA
 Dee-Dee Wheeler Arizona

2004-05

Andrea Bills Oregon
 Nikki Blue UCLA
 Cathrine Kraayeveld Oregon
 Shawntinice Polk Arizona
 Brooke Smith Stanford
 Kelley Suminski Stanford
 Emily Westerberg Arizona State
 Dee-Dee Wheeler Arizona
 Candice Wiggins* Stanford
 Lisa Willis UCLA

2005-06

Nikki Blue UCLA
 Devanei Hampton California
 Cameo Hicks Washington
 Kristen Kovesdy Arizona State
 Eshaya Murphy USC
 Noelle Quinn UCLA
 Brooke Smith Stanford
 Emily Westerberg Arizona State
 Candice Wiggins* Stanford
 Lisa Willis UCLA

2006-07

Devanei Hampton* California
 Cameo Hicks Washington
 Aubree Johnson Arizona State
 Eshaya Murphy USC
 Casey Nash Oregon State
 Noelle Quinn UCLA
 Brooke Smith Stanford
 Ashley Walker California
 Emily Westerberg Arizona State
 Candice Wiggins Stanford

2007-08

FIRST TEAM

Jayne Appel Stanford
 Devanei Hampton California
 Lindsey Pluimer UCLA
 Ashley Walker California
 Candice Wiggins* Stanford

SECOND TEAM

Alexis Gray-Lawson California
 Briann January Arizona State
 Lauren Lacey Arizona State
 Nadia Parker USC
 Ashley Whisonant Arizona

THIRD TEAM

Emily Florence Washington
 Merceded Fox-Griffin Oregon State
 Camille LeNoir USC
 Taylor Lilley Oregon
 Kayla Pedersen Stanford

2008-09

FIRST TEAM

Jayne Appel* Stanford
 Alexis Gray Lawson California
 Ify Ibekwe Arizona
 Briann January Arizona State
 Ashley Walker California

SECOND TEAM

Doreena Campbell UCLA
 Jillian Harmon Stanford
 Camille LeNoir USC
 Jeanette Pohlen Stanford
 Dymond Simon Arizona State

THIRD TEAM

Brittney Davis Oregon State
 Micaela Cocks Oregon
 Briana Gilbreath USC
 Devanei Hampton California
 Kayla Pedersen Stanford

2009-10

Jayne Appel Stanford
 Doreena Campbell UCLA
 Micaela Cocks Oregon
 Ashley Corral USC
 Jasmine Dixon UCLA
 Briana Gilbreath USC
 Alexis Gray-Lawson California
 Ify Ibekwe Arizona
 Taylor Lilley Oregon
 Nnemkadi Ogwumike* Stanford
 Kayla Pedersen Stanford
 Jeanette Pohlen Stanford
 Danielle Orsillo Arizona State
 Sami Whitcomb Washington
 Davellyn Whyte Arizona

2010-11

Doreena Campbell UCLA
 Ashley Corral USC
 Jasmine Dixon UCLA
 Briana Gilbreath USC
 Ify Ibekwe Arizona
 Nia Jackson Oregon
 Kristi Kingma Washington
 Darxia Morris UCLA
 Chiney Ogwumike Stanford
 Nnemkadi Ogwumike Stanford
 Kayla Pedersen Stanford
 Jeanette Pohlen* Stanford
 Dymond Simon Arizona State
 DeNesha Stallworth California
 Davellyn Whyte Arizona

2011-12

Jazmine Davis Washington
 Layshia Clarendon California
 Ashley Corral USC
 Rebekah Gardner UCLA
 Briana Gilbreath USC
 Chucky Jeffery Colorado
 Amanda Johnson Oregon
 Toni Kokenis Stanford
 Earlysia Marchbanks Oregon State
 Chiney Ogwumike Stanford
 Nnemkadi Ogwumike* Stanford
 Regina Rogers Washington
 Markel Walker UCLA
 Davellyn Whyte Arizona
 Taryn Wicijowski Utah

2012-13

Brittany Boyd California
 Gennifer Brandon California
 Alyssia Brewer UCLA
 Layshia Clarendon California
 Jazmine Davis Washington
 Cassie Harberts USC
 Chucky Jeffery Colorado
 Kristi Kingma Washington
 Atonye Nyingifa UCLA
 Chiney Ogwumike* Stanford
 Amber Orrange Stanford
 Michelle Plouffe Utah
 Joslyn Tinkle Stanford
 Markel Walker UCLA
 Davellyn Whyte Arizona

2013-14

Jillian Alleyne Oregon
 Brittany Boyd California
 Jazmine Davis Washington
 Nirra Fields UCLA
 Lia Galdeira Washington State
 Reshanda Gray California
 Cassie Harberts USC
 Deja Mann Arizona State
 Atonye Nyingifa UCLA
 Chiney Ogwumike* Stanford
 Amber Orrange Stanford
 Michelle Plouffe Utah
 Kelsey Plum Washington
 Tia Presley Washington State
 Sydney Wiese Oregon State

2014-15

Jillian Alleyne Oregon
 Promise Amukumara Arizona State
 Brittany Boyd California
 Sophie Brunner Arizona State
 Jazmine Davis Washington
 Nirra Fields UCLA
 Lia Galdeira Washington State
 Reshanda Gray* California
 Ruth Hamblin Oregon State
 Amber Orrange Stanford
 Kelsey Plum Washington
 Lili Thompson Stanford
 Alexyz Vaoletama USC
 Jamie Weisner Oregon State
 Sydney Wiese Oregon State

* *Player of the Year*

ARIZONA.....30
 Dana Patterson 87, 88
 Amy Gamble 89
 Margo Clark 92
 Adia Barnes 96, 97, 98
 Brenda Pantoja 96
 Angela Lackey 99
 Felicity Willis 99, 00
 Tatum Brown 00
 Reshea Bristol 01
 Elizabeth Pickney 01, 02
 Shawntinice Polk 03
 Dee-Dee Wheeler 03, 04, 05
 Shawntinice Polk 03, 04, 05
 Ashley Whisonant 08 (2nd)
 Ify Ibekwe 09, 10, 11
 Davellyn Whyte 10, 11, 12, 13

ARIZONA STATE.....22
 Shamona Mosley 88
 Ryneldi Becenti 92, 93
 Rachel Holt 00
 Melody Johnson 01
 Amanda Levens 01, 02
 Kylan Loney 04
 Emily Westerberg 05, 06, 07
 Kristen Kovesdy 06
 Aubree Johnson 07
 Briann January 08 (2nd), 09
 Lauren Lacey 08 (2nd)
 Dymond Simon 09 (2nd), 11
 Danielle Orsillo 10
 Deja Mann 14
 Promise Amukamara 15
 Sophie Brunner 15

CALIFORNIA.....27
 Jennifer Bennett 87
 Trisha Stafford 91, 92
 Milica Vukadinovic 92, 93
 Eliza Sokolowska 95
 Courtney Johnson 01
 Nihan Anaz 04
 Devanei Hampton 06, 07, 08, 09 (3rd)
 Ashley Walker 07, 08, 09
 Alexis Gray-Lawson 08 (2nd), 09, 10
 DeNesha Stallworth 11
 Layshia Clarendon 12, 13
 Brittany Boyd 13, 14, 15
 Gennifer Brandon 13
 Reshanda Gray 14, 15

COLORADO.....2
 Chucky Jeffery 12, 13

OREGON.....27
 Lauri Landerholm 87
 Gabi Neumann 87
 Stefanie Kasperski 88, 89, 90
 Debbie Sporcich 94
 Sally Crowe 95
 Renae Fegent 95, 96
 Arienne Boyer 96, 97
 Natalie Hughes 98
 Shaquala Williams 99, 00, 02
 Angelina Wolvert 00, 01
 Cathrine Kraayeveld 05
 Andrea Bills 05
 Taylor Lilley 08 (3rd), 10

Micaela Cocks 09 (3rd), 10
 Nia Jackson 11
 Amanda Johnson 12
 Jillian Alleyne 14, 15

OREGON STATE.....23
 Chelle Flamoe 88, 89
 Judy Shannon 91, 92
 Tanja Kostic 93, 94, 95, 96
 Boky Vidic 95
 Tina Lelas 97
 Sissel Pierce 00
 Felicia Ragland 00, 01, 02
 Leilani Estavan 03
 Casey Nash 07
 Mercedes Fox-Griffin 08 (3rd)
 Brittney Davis 09 (3rd)
 Earlysia Marchbanks 12
 Sydney Wiese 14, 15
 Ruth Hamblin 15
 Jamie Weisner 15

STANFORD.....67
 Jennifer Azzi 88, 89, 90
 Katy Steding 88, 89, 90
 Sonja Henning 89, 90, 91
 Trisha Stevens 90, 91
 Julie Zielstra 91
 Val Whiting 92, 93
 Molly Goodenbour 93
 Christy Hedgpeth 94
 Rachel Hemmer 94
 Anita Kaplan 94, 95
 Kate Starbird 95, 96, 97
 Jamila Wideman 96, 97
 Olympia Scott 97, 98
 Vanessa Nygaard 98
 Kristin Folk 98
 Milena Flores 99, 00
 Nicole Powell 01, 02, 03, 04
 Lindsey Yamasaki 02
 Kelley Suminski 03, 05
 Brooke Smith 05, 06, 07
 Candice Wiggins 05, 06, 07, 08
 Jayne Appel 08, 09, 10
 Kayla Pedersen 08 (3rd), 09 (3rd), 10, 11
 Jillian Harmon 09 (2nd)
 Jeanette Pohlen 09 (2nd), 10, 11
 Nnemkadi Ogwumike 10, 11, 12
 Chiney Ogwumike 11, 12, 13, 14
 Toni Kokenis 12
 Amber Orrange 12, 13, 14
 Joslyn Tinkle 13
 Lili Thompson 15

UCLA.....46
 Dora Dome 87, 88
 Sandra VanEmbricqs 89, 90
 Rehema Stephens 90, 91, 92
 Natalie Williams 92, 93, 94
 Nicole Anderson 93
 Kisa Hughes 95
 Nickey Hilbert 96
 Maylana Martin 97, 98, 99, 00
 Erica Gomez 98, 99
 LaCresha Flannigan 99
 Michelle Greco 01, 03
 Nikki Blue 03, 04, 05, 06
 Lisa Willis 05, 06

Noelle Quinn 04, 06, 07
 Lindsey Pluimer 08
 Doreena Campbell 09 (2nd), 10, 11
 Jasmine Dixon 10, 11
 Darxia Morris 11
 Rebekah Gardner 12
 Markel Walker 12, 13
 Alyssia Brewer 13
 Atonye Nyingifa 13, 14
 Nirra Fields 14, 15

USC.....37
 Rhonda Windham 87
 Cherie Nelson 87, 88, 89
 Monica Lamb 87
 Karon Howell 87
 Lisa Leslie 91, 92, 93, 94
 Tammy Story 91, 92
 Joni Easterly 93
 Nicky McCrimmon 94
 Tina Thompson 95, 96, 97
 Kristin Clark 98
 Adrain Williams 99
 Ebony Hoffman 02, 03, 04
 Aisha Hollans 02
 Eshaya Murphy 06, 07
 Nadia Parker 08 (2nd)
 Camille LeNoir 08 (3rd), 09 (2nd)
 Briana Gilbreath 09 (3rd), 10, 11, 12
 Ashley Corral 10, 11, 12
 Cassie Harberts 13, 14
 Alexyz Vazioletama 15

UTAH.....3
 Taryn Wicijowski 12
 Michelle Plouffe 13, 14

WASHINGTON.....38
 Yvette Cole 87, 88, 89
 Lisa Oriard 87, 88
 Karen Deden 89, 90
 Amy Mickelson 90
 Laurie Merlino 91
 Rhonda Smith 93, 94, 95
 Tara Davis 94
 Jamie Redd 97, 98, 99
 Amber Hall 98, 99
 Megan Franza 00, 01
 Giuliana Mendiola 02, 03, 04
 Loree Payne 02, 04
 Andrea Lalum 04
 Cameo Hicks 06, 07
 Emily Florence 08 (3rd)
 Sami Whitcomb 10
 Kristi Kingma 11
 Jazmine Davis 12, 13, 14, 15
 Regina Rogiers 12
 Kelsey Plum 14, 15

WASHINGTON STATE.....9
 Jonni Gray 88, 89
 Angie Miller 89
 Jenni Ruff 96
 Jade Hyatt 97
 Tricia Lamb 99
 Lia Galdeira 14, 15
 Tia Presley 14

FOUR-TIME SELECTIONS
 Lisa Leslie, USC 91, 92, 93, 94
 Tanja Kostic, OSU 93, 94, 95, 96
 Maylana Martin, UCLA 97, 98, 99, 00
 Nicole Powell, STAN 01, 02, 03, 04
 Nikki Blue, UCLA 03, 04, 05, 06
 Candice Wiggins, STAN 05, 06, 07, 08
 Devanei Hampton, CAL 06, 07, 08, 09
 Kayla Pedersen, STAN 08, 09, 10, 11
 Briana Gilbreath, USC 09, 10, 11, 12
 Davellyn Whyte, ARIZ 10, 11, 12, 13
 Chiney Ogwumike, STAN 11, 12, 13, 14
 Jazmine Davis, WASH 12, 13, 14, 15

THREE-TIME SELECTIONS
 Stefanie Kasperski, ORE 88, 89, 90
 Jennifer Azzi, STAN 88, 89, 90
 Katy Steding, STAN 88, 89, 90
 Sonja Henning, STAN 88, 89, 90
 Rehema Stephens, UCLA 90, 91, 92
 Natalie Williams, UCLA 92, 93, 94
 Cherie Nelson, USC 87, 88, 89
 Yvette Cole, WASH 87, 88, 89
 Rhonda Smith, WASH 93, 94, 95
 Kate Starbird, STAN 95, 96, 97
 Tina Thompson, USC 95, 96, 97
 Adia Barnes, ARIZ 96, 97, 98
 Jamie Redd, WASH 97, 98, 99
 Felicia Ragland, OSU 00, 01, 02
 Shaquala Williams, ORE 99, 00, 02
 Giuliana Mendiola, WASH 02, 03, 04
 Ebony Hoffman, USC 02, 03, 04
 Dee-Dee Wheeler, ARIZ 03, 04, 05
 Shawntinice Polk, ARIZ 03, 04, 05
 Emily Westerberg, ASU 05, 06, 07
 Brooke Smith, STAN 05, 06, 07
 Noelle Quinn, UCLA 04, 06, 07
 Ashley Walker, CAL 07, 08, 09
 Jayne Appel, STAN 08, 09, 10
 Alexis Gray-Lawson, CAL 08, 09, 10
 Doreena Campbell, UCLA 09, 10, 11
 Ify Ibekwe, ARIZ 09, 10, 11
 Jeanette Pohlen, STAN 09, 10, 11
 Ashley Corral, USC 10, 11, 12
 Nnemkadi Ogwumike, STAN 10, 11, 12
 Brittany Boyd, CAL 13, 14, 15
 Amber Orange, STAN 13, 14, 15

TWO-TIME SELECTIONS
 Dora Dome, UCLA 87, 88
 Lisa Oriard, WASH 87, 88
 Dana Patterson, ARIZ 87, 88
 Chelle Flamoe, OSU 88, 89
 Jonni Gray, WSU 88, 89
 Karen Deden, WASH 89, 90
 Sandra VanEmbricqs, UCLA 89, 90
 Trisha Stevens, STAN 90, 91
 Judy Shannon, OSU 91, 92
 Trisha Stafford, CAL 91, 92
 Tammy Story, USC 91, 92
 Ryneldi Becenti, ASU 92, 93
 Milica Vukadinovic, CAL 92, 93
 Val Whiting, STAN 92, 93
 Anita Kaplan, STAN 94, 95
 Renae Fegent, ORE 95, 96
 Arienne Boyer, ORE 96, 97
 Jamilla Wideman, STAN 96, 97
 Olympia Scott, STAN 97, 98
 Erica Gomez, UCLA 98, 99
 Amber Hall, WASH 98, 99
 Milena Flores, STAN 99, 00
 Felicity Willis, ARIZ 99, 00
 Angelina Wolvert, ORE 00, 01
 Megan Franza, WASH 00, 01
 Elizabeth Pickney, ARIZ 01, 02
 Amanda Levens, ASU 01, 02
 Michelle Greco, UCLA 01, 03
 Loree Payne, WASH 02, 03
 Kelley Suminski, STAN 03, 05
 Lisa Willis, UCLA 05, 06
 Eshaya Murphy, USC 06, 07
 Cameo Hicks, WASH 06, 07
 Briann January, ASU 06, 07
 Camille LeNoir, USC 08, 09
 Micaela Cocks, ORE 09, 10
 Taylor Lilley, ORE 08, 10
 Jasmine Dixon, UCLA 10, 11
 Dymond Simon, ASU 09, 11
 Layshia Clarendon, CAL 12, 13
 Chucky Jeffery, COLO 12, 13
 Markel Walker, UCLA 12, 13
 Cassie Harberts, USC 13, 14
 Atonye Nyingifa, UCLA 13, 14
 Michelle Plouffe, UTAH 13, 14
 Jillian Alleyne, ORE 14, 15
 Lia Galdeira, WSU 14, 15
 Nirra Fields, UCLA 14, 15
 Reshanda Gray, CAL 13, 14
 Kelsey Plum, WASH 14, 15
 Sydney Wiese, OSU 14, 15

Note: One team of 10 selected from 1987-2007; In 2008 and 2009, three teams of five were selected. Second and third teams indicated; one team of 15 selected beginning 2010.

DID YOU KNOW? Only 15 freshmen have ever earned first team all-conference honors: Lisa Leslie, USC ('91), Tanja Kostic, OSU ('93), Maylana Martin, UCLA ('97), Shaquala Williams, ORE ('99), Nicole Powell, STAN ('01), Shawntinice Polk, ARIZ ('03), Nikki Blue, UCLA ('03), Noelle Quinn, UCLA ('04), Candice Wiggins, STAN ('05), Devanei Hampton, CAL ('06), Davellyn White, ARIZ ('10), Chiney Ogwumike, STAN ('11), Jazmine Davis, WASH ('12), Kelsey Plum, WASH and Sydney Wiese, OSU ('14).

FRESHMAN TEAM SELECTIONS BY SCHOOL

Stanford.....	28
California.....	18
UCLA.....	16
Washington.....	14
Oregon.....	13
USC.....	13
Oregon State.....	12
Arizona.....	12
Arizona State.....	9
Washington State.....	9
Colorado.....	1
Utah.....	1

ALL-FRESHMAN TEAM

1986-87

Jennifer Azzi.....	Stanford
Anja Hellman.....	California
Stefanie Kasperski.....	Oregon
Seija Leino.....	California
Katy Steding.....	Stanford
Monica Lamb*.....	USC

1987-88

Karen Deden *.....	Washington
Sonja Henning.....	Stanford
Teresa Palmisano.....	California
Kari Parriott*.....	Oregon State
Trisha Stevens.....	Stanford
Angie Weir.....	Washington State

1988-89

Kesha Martin.....	California
Kristal Stahl.....	Washington State
Tammy Story.....	USC
Molly Tideback*.....	UCLA
Julie Zeilstra.....	Stanford

1989-90

Nicole Anderson.....	UCLA
Joni Easterly.....	USC
Aili Gronroos.....	California
Vanessa Selden.....	Oregon
Val Whiting*.....	Stanford

1990-91

Tara Davis.....	Washington
Lisa Leslie*.....	USC
Natalia Mattick.....	Oregon State
Debbie Sporcich.....	Oregon
Natalie Williams.....	UCLA

1991-92

Rachel Hemmer*.....	Stanford
Stacey Johnson.....	Arizona State
Anita Kaplan.....	Stanford
Rhonda Smith.....	Washington
Jacinda Sweet.....	Arizona

1992-93

Keisha Anderson.....	Arizona
Tanja Kostic *.....	Oregon State
Anette Mollerstrom.....	Oregon State
Michelle Palmisano.....	UCLA
Melissa Wuschnig.....	Washington

1993-94

Arienne Boyer.....	Oregon
Kristina Lelas.....	Oregon State
Kate Starbird.....	Stanford
Tina Thompson*.....	USC
Jamila Wideman.....	Stanford

1994-95

Adia Barnes*.....	Arizona
Kristin Folk.....	Stanford
Tawana Grimes.....	UCLA
Naomi Mulitauaoepele.....	Stanford
Gena Pelz.....	Washington

1995-96

Erica Gomez*.....	UCLA
Jade Hyett.....	Washington State
Jennie Leander.....	California
Erica Mashia.....	USC
Jamie Redd.....	Washington

1996-97

Milena Flores.....	Stanford
Lisa Griffith.....	Arizona
Maylana Martin*.....	UCLA
Jenny Mowe.....	Oregon
Joanna Smith.....	Washington State

1997-98

Reshea Bristol.....	Arizona
Alke Dietel*.....	Washington State
Brianne Meharry.....	Oregon
Masa Radovic.....	California
Angelina Wolvert.....	Oregon

1998-99

Michelle Greco.....	UCLA
Theresa Jantzen.....	Arizona State
Elizabeth Pickney.....	Arizona
Shaquala Williams*.....	Oregon
Lindsey Yamasaki.....	Stanford

1999-00

Sarah Allen.....	Arizona State
Jamie Carey*.....	Stanford
Nicole Kaczmarek.....	UCLA
Loree Payne.....	Washington
Krista Warren.....	Arizona

2000-01

Betsy Boardman.....	Arizona State
Ebony Hoffman.....	USC
Veranda James.....	Arizona
Giuliana Mendiola.....	Washington
Nicole Powell*.....	Stanford

2001-02

Kristen O'Neill.....	Washington
Kelley Suminski.....	Stanford
T'Nae Thiel.....	Stanford
Dee-Dee Wheeler*.....	Arizona
Rachel Woodward.....	USC

2002-03

Nikki Blue.....	UCLA
Amy Denson.....	Arizona State
Carolyn Ganes.....	Oregon
Jill Noe.....	Arizona State
Shawntinice Polk*.....	Arizona

2003-04

Eleanor Haring.....	Oregon
Cameo Hicks.....	Washington
Kristen Newlin.....	Stanford
Noelle Quinn*.....	UCLA
Emily Westerberg.....	Arizona State

2004-05

Brynn Cameron.....	USC
Kristen Forristall.....	Oregon
Jessica Lawson.....	California
Lindsey Pluimer.....	UCLA
Candice Wiggins*.....	Stanford

2005-06

Alexis Gray-Lawson*.....	California
Devanei Hampton.....	California
Jillian Harmon.....	Stanford
Briann January.....	Arizona State
Ashley Walker.....	California

2006-07

Jayne Appel*.....	Stanford
J.J. Hones.....	Stanford
Judie Lomax.....	Oregon State
Dymond Simon.....	Arizona State
Natasha Vital.....	California

2007-08

Doreena Campbell.....	UCLA
Ify Ibekwe.....	Arizona
Kayla Pedersen*.....	Stanford
Katelan Redmon.....	Washington
Talisa Rhea.....	Oregon State

2008-09

Courtney Clements.....	Arizona
Briana Gilbreath*.....	USC
Atoney Nyingifa.....	UCLA
Nnemkadi Ogumike.....	Stanford
Jazmine Perkins.....	Washington State

2009-10

KiKi Moore.....	Washington State
Haiden Palmer.....	Oregon State
DeNesha Stallworth.....	California
Markel Walker.....	UCLA
Davellyn Whyte*.....	Arizona

2010-11

Cassie Harberts.....	USC
Alyssa Martin.....	Oregon State
Chiney Ogumike*.....	Stanford
Sage Romberg.....	Washington State
Lindsay Sherbert.....	California

2011-12

Brittany Boyd.....	California
Ariya Cook.....	USC
Jazmine Davis*.....	Washington
Ali Gibson.....	Oregon State
Reshanda Gray.....	California

2012-13

Jillian Alleyne.....	Oregon
Lia Galdeira.....	Washington State
Arielle Roberson*.....	Colorado
Talia Walton.....	Washington
Jamie Weisner.....	Oregon State

2013-14

Kelsey Plum*.....	Washington
Sydney Wiese.....	Oregon State
Chrisae Rowe.....	Oregon
Lili Thompson.....	Stanford
Emily Potter.....	Utah

2014-15

McKenzie Calvert.....	USC
Jordin Canada*.....	UCLA
Mikayla Cowling.....	California
Gabby Green.....	California
Kaylee Johnson.....	Stanford

* - Freshman of the Year

ALL-DEFENSIVE TEAM

2007-08

Emily Florence.....	Washington
Tierra Henderson.....	UCLA
Briann January*.....	Arizona State
Simone Jelks.....	USC
Ashley Walker.....	California

2008-09

Mercedes Fox-Griffin.....	Oregon State
Jillian Harmon.....	Stanford
Ify Ibekwe.....	Arizona
Briann January*.....	Arizona State
Ashley Walker.....	California

2009-10

Briana Gilbreath*.....	USC
Rosalyn Gold-Onwude*.....	Stanford
Alexis Gray-Lawson.....	California
Ify Ibekwe.....	Arizona
Eliza Pierre.....	California

2010-11

Briana Gilbreath.....	USC
El Sara Greer.....	Oregon State
Ify Ibekwe*.....	Arizona
Eliza Pierre.....	California
Chiney Ogumike.....	Stanford

2011-12

Kali Bennett.....	Arizona State
Patricia Bright.....	Oregon State
Briana Gilbreath.....	USC
Chucky Jeffery.....	Colorado
Chiney Ogumike*.....	Stanford

2012-13

Chiney Ogumike*.....	Stanford
Eliza Pierre.....	California
Markel Walker.....	UCLA
Aminah Williams.....	Washington
Brittany Wilson.....	Colorado

2013-14

Promise Amukamara.....	Arizona State
Brittany Boyd.....	California
Ruth Hamblin.....	Oregon State
Chiney Ogumike*.....	Stanford
Michelle Plouffe.....	Utah

2014-15

Jillian Alleyne.....	Oregon
Promise Amukamara.....	Arizona State
Brittany Boyd.....	California
Lia Galdeira.....	Washington State
Ruth Hamblin*.....	Oregon State
Amber Orrange.....	Stanford

* - Defensive Player of the Year



Arizona State's Briann January was the first player to be named Pac-10 Defensive Player of the Year, winning the award twice.

	PLAYER OF THE YEAR	JOHN R. WOODEN COACH OF THE YEAR	FRESHMAN OF THE YEAR	DEFENSIVE PLAYER OF THE YEAR
1986-87	Lauri Landerholm, ORE	Chris Gobrecht, WASH	Monica Lamb, USC	
1987-88	Cherie Nelson, USC	Chris Gobrecht, WASH	Karen Deden, WASH	
		Linda Sharp, USC	Kari Parriott, OSU	
1988-89	Jennifer Azzi, STAN	Tara VanDerveer, STAN	Molly Tideback, UCLA	
1989-90	Jennifer Azzi, STAN	Tara VanDerveer, STAN	Val Whiting, STAN	
1990-91	Sonja Henning, STAN	Harold Rhodes, WSU	Lisa Leslie, USC	
1991-92	Val Whiting, STAN	Gooch Foster, CAL	Rachel Hemmer, STAN	
1992-93	Val Whiting, STAN	Marianne Stanley, USC	Tanja Kostic, OSU	
1993-94	Natalie Williams, UCLA	Jody Runge, ORE	Tina Thompson, USC	
1994-95	Tanja Kostic, OSU	Tara VanDerveer, STAN	Adia Barnes, ARIZ	
1995-96	Tanja Kostic, OSU	Amy Tucker, STAN	Erica Gomez, UCLA	
	Kate Starbird, STAN	Marianne Stanley, STAN		
1996-97	Kate Starbird, STAN	Tara VanDerveer, STAN	Maylana Martin, UCLA	
1997-98	Adia Barnes, ARIZ	Joan Bonvicini, ARIZ	Alke Dietel, WSU	
1998-99	Maylana Martin, UCLA	Jody Runge, ORE	Shaquala Williams, ORE	
1999-00	Shaquala Williams, ORE	Judy Spoelstra, OSU	Jamie Carey, STAN	
2000-01	Felicia Ragland, OSU	Charli Turner Thorne, ASU	Nicole Powell, STAN	
2001-02	Nicole Powell, STAN	Tara VanDerveer, STAN	Dee-Dee Wheeler, ARIZ	
2002-03	Giuliana Mendiola, WASH	Tara VanDerveer, STAN	Shawntinice Polk, ARIZ	
2003-04	Nicole Powell, STAN	Caren Horstmeyer, CAL	Noelle Quinn, UCLA	
2004-05	Candice Wiggins, STAN	Tara VanDerveer, STAN	Candice Wiggins, STAN	
2005-06	Candice Wiggins, STAN	Tara VanDerveer, STAN	Alexis Gray-Lawson, CAL	
2006-07	Devanei Hampton, CAL	Joanne Boyle, CAL	Jayne Appel, STAN	
2007-08	Candice Wiggins, STAN	Tara VanDerveer, STAN	Kayla Pedersen, STAN	Briann January, ASU
2008-09	Jayne Appel, STAN	Tara VanDerveer, STAN	Briana Gilbreath, USC	Briann January, ASU
2009-10	Nnemkadi Ogwumike, STAN	Nikki Caldwell, UCLA	Davellyn Whyte, ARIZ	Briana Gilbreath, USC
				Rosalyn Gold-Onwude, STAN
2010-11	Jeanette Pohlen, STAN	Tara VanDerveer, STAN	Chiney Ogwumike, STAN	Ify Ibekwe, ARIZ
2011-12	Nnemkadi Ogwumike, STAN	Tara VanDerveer, STAN	Jazmine Davis, WASH	Chiney Ogwumike, STAN
2012-13	Chiney Ogwumike, STAN	Tara VanDerveer, STAN	Arielle Roberson, COLO	Chiney Ogwumike, STAN
2013-14	Chiney Ogwumike, STAN	Tara VanDerveer, STAN	Kelsey Plum, WASH	Chiney Ogwumike, STAN
2014-15	Reshanda Gray, CAL	Scott Rueck, OSU	Jordin Canada, UCLA	Ruth Hamblin, OSU

SELECTIONS BY SCHOOL

PLAYER OF THE YEAR			FRESHMAN OF THE YEAR		
Stanford	18	2014	Stanford	8	2011
Oregon State	3	1996	UCLA	5	2015
California	2	2015	USC	4	2009
Oregon	2	2000	Arizona	4	2010
UCLA	2	1999	Washington	3	2014
Washington	1	2003	Oregon State	2	1993
Arizona	1	1998	California	1	2006
USC	1	1988	Colorado	1	2013
Arizona State	0	-	Oregon	1	1999
Colorado	0	-	Washington State	1	1998
Utah	0	-	Arizona State	0	-
Washington State	0	-	Utah	0	-

COACH OF THE YEAR			DEFENSIVE PLAYER OF THE YEAR		
Stanford	18	2014	Stanford	4	2014
California	3	2007	Arizona State	2	2009
Oregon State	2	2015	Oregon State	1	2015
Oregon	2	1999	Arizona	1	2011
USC	2	1993	USC	1	2010
Washington	2	1988	California	0	--
Arizona State	1	2001	Colorado	0	-
Arizona	1	1998	Oregon	0	--
UCLA	1	2010	UCLA	0	--
Washington State	1	1991	Utah	0	-
Colorado	0	-	Washington	0	--
Utah	0	-	Washington State	0	--

* includes co-winners



Stanford's Candice Wiggins was named the Player of the Year a Conference-record three times.

FRESHMEN NAMED TO ALL-PAC-12 TEAM

1990-91	Lisa Leslie, USC	2003-04	Noelle Quinn, UCLA	2011-12	Jazmine Davis, Washington
1992-93	Tanja Kostic, Oregon State	2004-05	Candice Wiggins, Stanford	2013-14	Kelsey Plum, Washington
1996-97	Maylana Martin, UCLA	2005-06	Devanei Hampton, California		Sydney Wiese, Oregon State
1998-99	Shaquala Williams, Oregon	2007-08	Kayla Pedersen, Stanford		
2000-01	Nicole Powell, Stanford	2008-09	Briana Gilbreath, USC		
2002-03	Nikki Blue, UCLA	2009-10	Davellyn Whyte, Arizona		
	Shawntinice Polk, Arizona	2010-11	Chiney Ogwumike, Stanford		

SELECTIONS BY SCHOOL

Stanford.....	51
Oregon.....	43
Arizona State.....	42
Washington.....	32
Washington State.....	31
California.....	28
Oregon State.....	17
USC.....	17
UCLA.....	15
Arizona.....	7
Utah.....	6
Colorado.....	2

1986-87

First Team

Chelle Flamoe.....	Oregon State
Erica Mueser.....	Stanford
Gabi Neumann.....	Oregon
Sherry Poole.....	Arizona State
Lisa Raschkow.....	Washington
Lauri Landerholm.....	Oregon

Second Team

Holly Ford.....	USC
Mia Kuusisto.....	California
Yolando Turner.....	Arizona
Rhonda Windham.....	USC
Lisa Oriard.....	Washington

1987-88

First Team

Chelle Flamoe.....	Oregon State
Holly Ford.....	USC
Stefanie Kasperski.....	Oregon
Lisa Oriard.....	Washington
Katy Steding.....	Stanford

Second Team

Kami Anderson.....	Stanford
Jennifer Azzi.....	Stanford
Timi Brown.....	Arizona
Paula Pyers.....	USC
Jacquie Semeniuk.....	Oregon
Jill Yanke.....	Stanford

1988-89

First Team

Fran Ciak.....	Arizona State
Karen Deden.....	Washington
Chelle Flamoe.....	Oregon State
Stefanie Kasperski.....	Oregon
Laurie Merlino.....	Washington

Second Team

Debbie Dalluge.....	Oregon State
Meme Fanner.....	California
Trina McCartney.....	Oregon
Michelle Miles.....	UCLA
Stacy Parson.....	Stanford
Jacquie Semeniuk.....	Oregon
Jill Yanke.....	Stanford

1989-90

First Team

Fran Ciak.....	Arizona State
Karen Deden.....	Washington
Stefanie Kasperski.....	Oregon
Tammy Story.....	USC
Julie Zeilstra.....	Stanford

Second Team

Timi Brown.....	Arizona
Sonja Henning.....	Stanford
Trina McCartney.....	Oregon
Jacquie Semeniuk.....	Oregon
Monica Wiley.....	California

1990-91

First Team

Karen Deden.....	Washington
Sonja Henning.....	Stanford
Laurie Merlino.....	Washington
Tammy Story.....	USC
Darla Williamson.....	Washington State

Second Team

Margo Evashevski.....	Oregon State
Jocelyn McIntire.....	Washington
Kristin Metson.....	Washington State
Lisa Salsman.....	Arizona State
Jennifer Self.....	California

1991-92

First Team

Margo Evashevski.....	Oregon State
Chris MacMurdo.....	Stanford
Jennifer Self.....	California
Tammy Story.....	USC
Darla Williamson.....	Washington State

Second Team

Kelly Blair.....	Oregon
Sonjhia Fleming.....	Oregon State
Christy Hedgpeth.....	Stanford
Lisa Salsman.....	Arizona State
Monica Wiley.....	California

1992-93

First Team

Margo Evashevski.....	Oregon State
Christy Hedgpeth.....	Stanford
Chris MacMurdo.....	Stanford
Milica Vukadinovic.....	California
Sara Wilson.....	Oregon

Second Team

Susie Jarosch.....	Washington State
Lori Lollis.....	Washington State
Lisa Salsman.....	Arizona State
Missy Smith.....	Oregon State
Missy Stowell.....	Oregon

1993-94

First Team

Missy Croshaw.....	Oregon
Christy Hedgpeth.....	Stanford
Anita Kaplan.....	Stanford
Jackie Lear.....	California
Sara Wilson.....	Oregon

Second Team

Kerri Barrett.....	California
Susie Jarosch.....	Washington State
Louise Nelson.....	California
Kate Paye.....	Stanford
Janelle Thompson.....	Arizona

1994-95

First Team

Susie Jarosch.....	Washington State
Anita Kaplan.....	Stanford
Ricarda Kuypers.....	UCLA
Jackie Lear.....	California
Kate Paye.....	Stanford

Second Team

Kerri Barrett.....	California
Betty Ann Boeving.....	Oregon
Cindie Edamura.....	Oregon
Kelli Kronberger.....	Washington State
Kate Starbird.....	Stanford

1995-96

First Team

Betty Ann Boeving.....	Oregon
Cindie Edamura.....	Oregon
Renae Fegent.....	Oregon
Kate Starbird.....	Stanford
Jamila Wideman.....	Stanford

Second Team

Allison Arredondo.....	UCLA
Arianne Boyer.....	Oregon
Heidi Hoffman.....	Washington
Ricarda Kuypers.....	UCLA
Joana Ziuraitis.....	Arizona State

1996-97

First Team

Betty Ann Boeving.....	Oregon
Cindie Edamura.....	Oregon
Renae Fegent.....	Oregon
Elise Niemela.....	Washington
Kate Starbird.....	Stanford
Jamila Wideman.....	Stanford

Second Team

Marte Alexander.....	Arizona
Mendy Benson.....	Oregon
Arianne Boyer.....	Oregon
Patrycja Czepiec.....	California
Liz Rizzo.....	California

1997-98

First Team

Marte Alexander.....	Arizona
Kristin Folkl.....	Stanford
Amber Hall.....	Washington
Jennie Leander.....	California
Natasha O'Brien.....	Oregon

Second Team

Mendy Benson.....	Oregon
Paige Bowie.....	California
Vanessa Nygaard.....	Stanford
Heather Owen.....	Stanford
Spring Steed.....	Arizona State

1998-99

First Team

Paige Bowie.....	California
Milena Flores.....	Stanford
Amber Hall.....	Washington
Jennie Leander.....	California
Natasha O'Brien.....	Oregon

Second Team

Regan Freuen.....	Stanford
Victoria Harrod.....	Washington State
Rachel Holt.....	Arizona State
Malinda Lynch.....	Washington
Katie Nyseth.....	Washington State
Natalie Tucker.....	Arizona State

1999-00

First Team

Paige Bowie.....	California
Milena Flores.....	Stanford
Megan Franza.....	Washington
Victoria Harrod.....	Washington State
Katie Nyseth.....	Washington State

Second Team

Alke Dietel.....	Washington State
Maylana Martin.....	UCLA
Kristine Sand.....	Arizona State
Nicole Strange.....	Oregon
Natalie Tucker.....	Arizona State

2000-01

First Team

Leah Combs.....	Arizona State
Megan Franza.....	Washington
Victoria Harrod.....	Washington State
Katie Nyseth.....	Washington State
Jill Pimley.....	Washington

Second Team

Jessica Collins.....	Washington State
Brianne Meharry.....	Oregon
Loree Payne.....	Washington
Genevieve Swedor.....	California
Natalie Tucker.....	Arizona State

2001-02

First Team

Jen Albert.....	Arizona State
Jessica Collins.....	Washington State
Leah Combs.....	Arizona State
Bethany Donaphin.....	Stanford
Loree Payne.....	Washington

Second Team

Betsy Boardman.....	Arizona State
Lindsey Egeland.....	Washington State
Carmen Krause.....	USC
Andrea Lalum.....	Washington
Lauren St. Clair.....	Stanford

2002-03

First Team

Jen Albert Arizona State
 Carrie Buckner Arizona State
 Hollye Chapman Oregon State
 Lindsey Egeland Washington State
 Loree Payne Washington

Second Team

Brina Chaney Oregon State
 Andrea Lalum Washington
 Sara McGee Stanford
 Kourtney Shreve Oregon
 Krista Warren Arizona

2003-04

First Team

Jen Albert Arizona State
 Brina Chaney Oregon State
 Hollye Chapman Oregon State
 Lindsey Egeland Washington State
 Corrie Mizusawa Oregon

Second Team

Susan Borchart Stanford
 Carrie Buckner Arizona State
 Andrea Lalum Washington
 Krista Rappahahn Stanford
 Chelsea Trotter Stanford

2004-05

First Team

Kate Benz Washington State
 Susan King Borchart Stanford
 Corrie Mizusawa Oregon
 Krista Rappahahn Stanford
 Kiki Williams California

Second Team

Kristin Iwanaga California
 Aubree Johnson Arizona State
 Emma Joneby Washington State
 Cathrine Kraayeveld Oregon
 Azella Perryman Stanford

2005-06

First Team

Kate Benz Washington State
 Mandy Close Oregon State
 Lindsey Plumier UCLA
 Krista Rappahahn Stanford
 Emily Westerberg Arizona State

Second Team

Nicole Castro Washington
 Adriane Ferguson Washington State
 Allison Jaskowiak USC
 Aubree Johnson Arizona State
 Kristen O'Neill Washington

2006-07

First Team

Kate Benz Washington State
 Clare Bodensteiner Stanford
 Aubree Johnson Arizona State
 Lindsey Plumier UCLA
 Emily Westerberg Arizona State

Second Team

Nicole Berberet USC
 Kate Engelbrecht Arizona State
 Jamie Hagiya USC
 Allison Jaskowiak USC
 Erica Schelley Washington

2007-08

First Team

Kate Engelbrecht Arizona State
 Emily Florence Washington
 Allison Jaskowiak Kennedy USC
 Jill Noe Arizona State
 Lindsey Pluimer UCLA

Second Team

Lauren Greif California
 JJ Hones Stanford
 Simone Jelks USC
 Reagan Pariseau Arizona State
 Andrea Plouffe Washington

2008-09

First Team

Sybil Dosty Arizona State
 Kate Engelbrecht Arizona State
 Lauren Greif California
 Allison Taka UCLA

Second Team

Katie Appleton Washington State
 Kezia Kelly Washington State
 Danielle Orsillo Arizona State
 Erica Tukiainen UCLA
 Sami Whitcomb Washington

2009-10

First Team

Lauren Greif California
 Amanda Johnson Oregon
 Danielle Roark USC
 Allison Taka UCLA
 Kirsten Tilleman Oregon State

Second Team

Jayne Appel Stanford
 Julie Futch Oregon State
 JJ Hones Stanford
 Danielle Orsillo Arizona State
 Erica Tukiainen UCLA

2010-11

First Team

Jacki Gemelos USC
 Amanda Johnson Oregon
 Kayla Pedersen Stanford
 Dymond Simon Arizona State
 Laura Stanulis Oregon

Second Team

Kali Bennet Arizona State
 Briana Gilbreath USC
 Kristi Kingma Washington
 Rosie Tarnowski Washington State
 Mariah Williams UCLA

2011-12

First Team

Chelsea Bridgewater Utah
 Amanda Johnson Oregon
 Rachel Messer Utah
 Rosie Tarnowski Washington State
 Taryn Wicijowski Utah

Second Team

Kali Bennett Arizona State
 Layshia Clarendon California
 Danielle Love Oregon
 Chiney Ogumike Stanford
 Laura Stanulis Oregon

2012-13

First Team

Chelsea Bridgewater Utah
 Kristi Kingma Washington
 Rachel Messer Utah
 Taryn Wicijowski Utah
 Mariah Williams UCLA

Second Team

Layshia Clarendon California
 Katie Grad Washington State
 Lexy Kresl Colorado
 Eliza Normen Arizona State
 Carly Noyes Washington State

2013-14

First Team

Joy Burke Arizona State
 Ruth Hamblin Oregon State
 Lexy Kresl Colorado
 Chiney Ogumike Stanford
 Laura Stanulis Oregon

Second Team

Elisha Davis Arizona State
 Deja Mann Arizona State
 Bonnie Samuelson Stanford
 Mercedes Wetmore Washington

SCHOLAR-ATHLETE OF THE YEAR

2007-08 Lindsey Pluimer, UCLA
 2008-09 Sybil Dosty, Arizona State
 2009-10 Jayne Appel, Stanford
 2010-11 Kayla Pedersen, Stanford
 2011-12 Amanda Johnson, Oregon
 2012-13 Layshia Clarendon, California
 2013-14 Chiney Ogumike, Stanford
 2014-15 Taryn Wicijowski



Arizona State's Sybil Dosty was the 2008-09 recipient of the Toyo Tires Scholar-Athlete of the Year award.



UCLA's Lindsey Pluimer was the first player to receive the Toyo Tires Scholar-Athlete of the Year award for women's basketball in 2007-08.

1986-87

Nov. 30 Chelle Flamoe, Oregon State
 Dec. 7 Mia Kuusisto, California
 Dec. 14 Lauri Landerholm, Oregon
 Dec. 21 Jennifer Bennett, California
 Jan. 5 Jennifer Bennett, California
 Jan. 12 Dora Dome, UCLA
 Jan. 19 Robin Connolly, Arizona State
 Jan. 26 Jennifer Azzi, Stanford
 Feb. 2 Lisa Oriard, Washington
 Kris Glidden, Oregon
 Feb. 9 Lauri Landerholm, Oregon
 Feb. 16 Jennifer Bennett, California
 Feb. 23 Gabi Neumann, Oregon
 Mar. 2 Jennifer Bennett, California
 Mar. 9 Monica Lamb, USC

1987-88

Nov. 30 Jill Yanke, Stanford
 Dec. 7 Jennifer Azzi, Stanford
 Dec. 14 Penny Bowden, Washington State
 Dec. 21 Amanda Ray, California
 Jan. 4 Cherie Nelson, USC
 Jan. 11 Sonja Henning, Stanford
 Jan. 18 Chelle Flamoe, Oregon State
 Jan. 25 Cherie Nelson, USC
 Feb. 1 Jonni Gray, Washington State
 Feb. 9 Dora Dome, UCLA
 Feb. 15 Stefanie Kasperski, Oregon
 Feb. 22 Stefanie Nelson, USC
 Feb. 29 Cherie Nelson, USC
 Mar. 7 Cherie Nelson, USC
 Mar. 14 Karen O'Connor, Arizona State

1988-89

Nov. 28 Chelle Flamoe, Oregon State
 Dec. 5 Cherie Nelson, USC
 Dec. 12 Stefanie Kasperski, Oregon
 Dec. 19 Tori Baker, Oregon
 Jan. 3 Karon Howell, USC
 Jan. 9 Karen O'Connor, Arizona State
 Jan. 16 Trina McCartney, Oregon
 Jan. 23 Sandra Van Embricqas, UCLA
 Jan. 30 Amy Gamble, Arizona
 Feb. 6 Stefanie Kasperski, Oregon
 Feb. 13 Sonja Henning, Stanford
 Feb. 20 Stefanie Kasperski, Oregon
 Feb. 27 Chris Holten, California
 Mar. 6 Cherie Nelson, USC
 Mar. 13 Cherie Nelson, USC

1989-90

Nov. 27 Karen Deden, Washington
 Dec. 4 Chris Holten, California
 Dec. 11 Rehema Stephens, UCLA
 Dec. 18 Sonja Henning, Stanford
 Jan. 3 Amy Mickelson, Washington
 Jan. 8 Stefanie Kasperski, Oregon
 Jan. 15 Julie Zeilstra, Stanford
 Jan. 22 Karen O'Connor, Arizona State
 Jan. 29 Trisha Stevens, Stanford
 Feb. 5 Sandra Van Embricqas, UCLA
 Feb. 12 Laurie Merlino, Washington
 Amy Mickelson, Washington
 Feb. 26 Shana Daniels, Oregon State
 Mar. 5 Angie Miller, Washington State
 Mar. 12 Jennifer Azzi, Stanford

1990-91

Nov. 26 Lisa Leslie, USC
 Dec. 3 Trisha Stafford, California
 Dec. 10 Rehema Stephens, UCLA
 Dec. 17 Monique Ambers, Arizona State
 Jan. 2 Sonja Henning, Stanford
 Jan. 7 Julie Zeilstra, Stanford
 Jan. 14 Lisa Leslie, USC
 Jan. 21 Judy Shannon, Oregon State
 Jan. 28 Natalie Williams, UCLA

Feb. 4 Staci Wallenborn, Oregon
 Feb. 11 Karen Deden, Washington
 Feb. 18 Darci Wellsandt, Washington State
 Feb. 25 Laura Baker, California
 Mar. 4 Lisa Leslie, USC
 Mar. 11 Judy Shannon, Oregon State

1991-92

Nov. 25 Chris MacMurdo, Stanford
 Dec. 1 Debbie Sporcich, Oregon
 Dec. 8 Ryneldi Becenti, Arizona State
 Judy Shannon, Oregon State
 Dec. 15 Val Whiting, Stanford
 Dec. 23 Trisha Stafford, California
 Dec. 30 Lisa Leslie, USC
 Jan. 6 Margo Clark, Arizona
 Jan. 13 Trisha Stafford, California
 Jan. 20 Val Whiting, Stanford
 Jan. 27 Lisa Leslie, USC
 Feb. 3 Rehema Stephens, UCLA
 Feb. 10 Judy Shannon, Oregon State
 Natalie Williams, UCLA
 Feb. 17 Christy Hedgpeth, Stanford
 Feb. 24 Ryneldi Becenti, Arizona State
 Mar. 2 Jovonne Smith, Arizona State
 Mar. 9 Tammy Story, USC
 Mar. 16 Natalie Williams, UCLA

1992-93

Dec. 7 Ryneldi Becenti, Arizona State
 Tanja Kostic, Oregon State
 Dec. 14 Anette Mollerstrom, Oregon State
 Dec. 21 Tanja Kostic, Oregon State
 Jan. 4 Milica Vukadinovic, California
 Jan. 11 Natalie Williams, UCLA
 Jan. 18 Joni Easterly, USC
 Jan. 25 Val Whiting, Stanford
 Feb. 1 Rhonda Smith, Washington
 Feb. 8 Lisa Leslie, USC
 Feb. 15 Ryneldi Becenti, Arizona State
 Debbie Sporcich, Oregon
 Feb. 22 Natalie Williams, UCLA
 Mar. 1 Val Whiting, Stanford
 Mar. 8 Val Whiting, Stanford
 Mar. 15 Shawn Coder, Arizona

1993-94

Dec. 6 Amy Jalewalia, UCLA
 Dec. 13 Shawn Coder, Arizona
 Tanja Kostic, Oregon State
 Dec. 20 Rachel Hemmer, Stanford
 Jan. 3 Melani Francis, Arizona State
 Jan. 10 Rhonda Smith, Washington
 Jan. 17 Lisa Leslie, USC
 Jan. 24 Debbie Sporcich, Oregon
 Jan. 31 Lisa Leslie, USC
 Natalie Williams, UCLA
 Feb. 7 Natalie Williams, UCLA
 Feb. 14 Natalie Williams, UCLA
 Feb. 21 Tanja Kostic, Oregon State
 Feb. 28 Anita Kaplan, Stanford
 Mar. 7 Rhonda Smith, Washington
 Mar. 13 Jessica Schutt, Oregon

1994-95

Dec. 5 Eliza Sokolowska, California
 Dec. 12 Adia Barnes, Arizona
 Dec. 19 Kate Starbird, Stanford
 Jan. 3 Tina Thompson, USC
 Jan. 9 Adia Barnes, Arizona
 Jan. 16 Kristin Erickson, Washington State
 Jan. 23 Renae Fegent, Oregon
 Jan. 30 Tanja Kostic, Oregon State
 Feb. 6 Tina Lelas, Oregon State
 Feb. 13 Eliza Sokolowska, California
 Feb. 20 Rhonda Smith, Washington
 Feb. 27 Anita Kaplan, Stanford
 Mar. 6 Jackie Lear, California

Mar. 13 Tanja Kostic, Oregon State

1995-96

Dec. 4 Kate Starbird, Stanford
 Dec. 11 Jenni Ruff, Washington State
 Dec. 18 Tanja Kostic, Oregon State
 Jan. 2 Adia Barnes, Arizona
 Jan. 8 Jenni Ruff, Washington State
 Jan. 15 Kate Starbird, Stanford
 Jan. 22 Nickey Hilbert, UCLA
 Jan. 29 Tina Thompson, USC
 Feb. 5 Tanja Kostic, Oregon State
 Feb. 12 Renae Fegent, Oregon
 Feb. 19 Adia Barnes, Arizona
 Feb. 26 Eliza Sokolowska, California
 Jamila Wideman, Stanford
 Mar. 4 Molly Tuter, Arizona State
 Mar. 11 Jenni Ruff, Washington State

1996-97

Dec. 2 Vanessa Nygaard, Stanford
 Dec. 9 Tina Thompson, USC
 Dec. 16 Kate Starbird, Stanford
 Dec. 23 Tina Thompson, USC
 Jan. 6 Kate Starbird, Stanford
 Jan. 13 Kate Starbird, Stanford
 Jan. 20 Tina Thompson, USC
 Jan. 27 Jade Hyett, Washington State
 Tina Lelas, Oregon State
 Feb. 3 Monika Crank, Arizona
 Feb. 10 Arianne Boyer, Oregon
 Feb. 17 Lisa Griffith, Arizona
 Feb. 24 Natalie Hughes, Oregon
 Kate Starbird, Stanford
 Mar. 3 Arianne Boyer, Oregon
 Mar. 9 Laure Savasta, Washington

1997-98

Dec. 1 Amber Hall, Washington
 Dec. 8 Jamie Redd, Washington
 Dec. 15 Olympia Scott, Stanford
 Dec. 22 Melanie Pearson, UCLA
 Jan. 5 Adia Barnes, Arizona
 Jan. 12 Michelle Tom, Arizona State
 Jan. 19 Adia Barnes, Arizona
 Jan. 26 Kristin Folkl, Stanford
 Feb. 2 Olympia Scott, Stanford
 Feb. 9 Amber Hall, Washington
 Feb. 16 Vanessa Nygaard, Stanford
 Feb. 23 Adia Barnes, Arizona
 Mar. 2 Kristin Folkl, Stanford
 Mar. 9 Natasha O'Brien, Oregon

1998-99

Nov. 30 Maylana Martin, UCLA
 Dec. 6 Kristine Sand, Arizona State
 Dec. 13 Sissel Pierce, Oregon State
 Dec. 20 Angela Lackey, Arizona
 Jan. 5 Lindsey Dion, Oregon
 Jan. 11 LaCresha Flannigan, UCLA
 Jan. 18 Shaquala Williams, Oregon
 Jan. 25 Reshea Bristol, Arizona
 Feb. 1 Marie Philman, UCLA
 Feb. 8 Theresa Jantzen, Arizona State
 Feb. 15 Regan Freuen, Stanford
 Feb. 22 Maylana Martin, UCLA
 Mar. 1 Jamie Redd, Washington
 Mar. 8 Regan Freuen, Stanford

1999-00

Nov. 29 Elizabeth Pickney, Arizona
 Dec. 6 Tatum Brown, Arizona
 Dec. 13 Maylana Martin, UCLA
 Dec. 20 Megan Franza, Washington
 Jan. 3 Carolyn Moos, Stanford
 Jan. 10 Kitch Kitchen, Arizona State
 Jan. 17 Lisa Griffith, Arizona
 Jan. 24 Maylana Martin, UCLA

Jan. 31 Shavaki Jackson, California
 Feb. 7 Felicity Willis, Arizona
 Feb. 14 Rachel Holt, Arizona State
 Feb. 21 Tiffany Elmore, USC
 Feb. 28 Sissel Pierce, Oregon State
 Mar. 6 Shaquala Williams, Oregon
 Mar. 12 Nicole Kaczmarek, UCLA

2000-01

Nov. 27 Melody Johnson, Arizona State
 Dec. 4 Nicole Funn, Oregon State
 Dec. 11 Elizabeth Pickney, Arizona
 Dec. 18 Susan King, Stanford
 Jan. 2 Reshea Bristol, Arizona
 Jan. 8 Reshea Bristol, Arizona
 Jan. 15 Jamie Craighead, Oregon
 Jan. 22 Amanda Levens, Arizona State
 Jan. 29 Ebony Hoffman, USC
 Feb. 5 Elizabeth Pickney, Arizona
 Feb. 12 Megan Franza, Washington
 Feb. 19 Courtney Johnson, California
 Feb. 26 Lindsey Yamasaki, Stanford
 Mar. 5 Felicia Ragland, Oregon State
 Mar. 12 Nicole Powell, Stanford

2001-02

Nov. 26 Elizabeth Pickney, Arizona
 Dec. 3 Nicole Powell, Stanford
 Dec. 10 Amanda Levens, Arizona State
 Dec. 17 Amanda Levens, Arizona State
 Dec. 31 Nicole Powell, Stanford
 Jan. 7 Aisha Hollans, USC
 Jan. 14 Nicole Powell, Stanford
 Jan. 21 Felicia Ragland, Oregon State
 Jan. 28 Lindsey Yamasaki, Stanford
 Feb. 4 Giuliana Mendiola, Washington
 Feb. 11 Nicole Powell, Stanford
 Feb. 18 Cathrine Kraayeveld, Oregon
 Feb. 25 Felicia Ragland, Oregon State

2002-03

Dec. 2 Shawntinice Polk, Arizona
 Dec. 9 Giuliana Mendiola, Washington
 Dec. 16 Jill Noe, Arizona State
 Dec. 22 Shawntinice Polk, Arizona
 Dec. 29 Kelley Suminski, Stanford
 Jan. 6 Jill Noe, Arizona State
 Jan. 13 Michelle Greco, UCLA
 Jan. 20 Dee-Dee Wheeler, Arizona
 Jan. 27 Rometra Craig, USC
 Feb. 3 Giuliana Mendiola, Washington
 Feb. 10 Shawntinice Polk, Arizona
 Feb. 17 Giuliana Mendiola, Washington
 Feb. 24 Nicole Powell, Stanford
 Mar. 3 Shawntinice Polk, Arizona

2003-04

Dec. 1 Giuliana Mendiola, Washington
 Dec. 8 Nihan Anaz, California
 Dec. 15 Nicole Powell, Stanford
 Dec. 22 Leilani Estavan, Oregon State
 Jan. 5 Shannon Howell, Oregon State
 Jan. 12 Nicole Powell, Stanford
 Jan. 19 Shawntinice Polk, Arizona
 Jan. 26 Ebony Hoffman, USC
 Feb. 2 Kylan Loney, Arizona State
 Feb. 9 Shawntinice Polk, Arizona
 Feb. 16 Noelle Quinn, UCLA
 Feb. 23 Noelle Quinn, UCLA
 Mar. 1 Shawntinice Polk, Arizona

2004-05

Nov. 29 Noelle Quinn, UCLA
 Dec. 6 Noelle Quinn, UCLA
 Dec. 13 Kylan Loney, Arizona State
 Dec. 20 Dee-Dee Wheeler, Arizona
 Dec. 30 Andrea Bills, Oregon
 Jan. 5 Noelle Quinn, UCLA

PLAYERS OF THE WEEK BY THE NUMBERS

Chiney Ogwumike, STAN (2011-14).....18	Sonia Henning, STAN (1988-91).....4
Jayne Appel, STAN (2007-10).....9	Maylana Martin, UCLA (1997-2000).....4
Candice Wiggins, STAN (2005-08).....9	Kayla Pedersen, STAN (2008-11).....4
Tanja Kostic, OSU (1993-96).....8	Elizabeth Pickney, ARIZ (1998-2002).....4
Lisa Leslie, USC (1991-94).....8	Judy Shannon, OSU (1991-92).....4
Cherie Nelson, USC (1987-89).....8	Rhonda Smith, WASH (1992-95).....4
Nicole Powell, STAN (2001-04).....8	Jillian Alleyne, ORE (2013-15).....3
Noelle Quinn, UCLA (2004-07).....8	Jennifer Azzi, STAN (1987-90).....3
Ashley Walker, CAL (2005-09).....8	Reshea Bristol, ARIZ (1998-2001).....3
Natalie Williams, UCLA (1991-94).....8	Chelle Flammoe, OSU (1987-89).....3
Adia Barnes, ARIZ (1995-98).....7	Cameo Hicks, WASH (2004-07).....3
Nnemkadi Ogwumike, STAN (2009-12).....7	Ify Ibekwe, ARIZ (2008-11).....3
Shawntinice Polk, ARIZ (2003-05).....7	Amanda Levens, ASU (1998-2002).....3
Kate Starbird, STAN (1994-97).....7	Chucky Jeffery, COLO (2012-13).....3
Stefanie Kasperski, ORE (1987-90).....5	Amanda Johnson, ORE (2009-12).....3
Giuliana Mendiola, WASH (2001-04).....5	Karen O'Connor, ASU (1988-91).....3
Tina Thompson, USC (1994-97).....5	Felicia Ragland, OSU (1998-2002).....3
Val Whiting, STAN (1989-93).....5	Jenni Ruff, WSU (1993-96).....3
Ryneldi Becenti, ASU (1992-93).....4	Dymond Simon, ASU (2007-10, 11).....3
Jennifer Bennett, CAL (1987).....4	Eliza Sokolowska, CAL (1995-96).....3
Devanee Hampton, CAL (2005-09).....4	Debbie Sporcich, ORE (1991-94).....3

Trisha Stafford, CAL (1989-92).....3
Rehema Stephens, UCLA (1990-92).....3
Markel Walker, UCLA (2009-13).....3

SELECTIONS BY SCHOOL

Stanford.....101
UCLA.....50
USC.....44
Arizona.....41
California.....41
Oregon.....41
Arizona State.....37
Oregon State.....36
Washington.....35
Washington State.....15
Colorado.....4
Utah.....3

Jan. 10 Candice Wiggins, Stanford
Jan. 17 Eshaya Murphy, USC
Jan. 24 Candice Wiggins, Stanford
Jan. 31 Brandi Davis, Oregon
Feb. 7 Nikki Blue, UCLA
Feb. 14 Natalie Jones, Arizona
Feb. 21 Brandi Davis, Oregon
Feb. 28 Kayla Burt, Washington

2005-06

Nov. 28 Lisa Willis, UCLA
Dec. 5 Noelle Quinn, UCLA
Dec. 12 Sarah Pool, California
Dec. 19 Carolyn Ganes, Oregon
Dec. 26 Cameo Hicks, Washington
Jan. 2 Devanei Hampton, California
Jan. 9 Candice Wiggins, Stanford
Jan. 16 Eshaya Murphy, USC
Jan. 23 Camille LeNoir, USC
Jan. 30 Noelle Quinn, UCLA
Feb. 6 Emily Westerberg, Arizona State
Feb. 13 Noelle Quinn, UCLA
Feb. 20 Kate Benz, Washington State
Feb. 27 Lisa Willis, UCLA

2006-07

Nov. 20 Ashley Walker, California
Nov. 27 Chloe Kerr, USC
Dec. 4 Cameo Hicks, Washington
Dec. 11 Ashley Walker, California
Dec. 18 Cameo Hicks, Washington
Dec. 26 Danielle Orsillo, Arizona State
Jan. 1 Candice Wiggins, Stanford
Jan. 8 Dymond Simon, Arizona State
Jan. 15 Devanei Hampton, California
Jan. 22 Ashley Walker, California
Jan. 29 Candice Wiggins, Stanford
Feb. 5 Tamika Nurse, Oregon
Feb. 12 Aubree Johnson, Arizona State
Feb. 19 Jayne Appel, Stanford
Feb. 26 Devanei Hampton, California

2007-08

Nov. 19 Jayne Appel, Stanford
Nov. 26 Nadia Parker, USC
Dec. 3 Ashley Walker, California
Dec. 10 Kirsten Thompson, Arizona State
Dec. 17 Candice Wiggins, Stanford
Dec. 24 Candice Wiggins, Stanford
Dec. 31 Sybil Dosty, Arizona State
Jan. 7 Devanei Hampton, California
Jan. 14 Ashley Walker, California
Jan. 21 Talisa Rhea, Oregon State
Jan. 28 Candice Wiggins, Stanford
Feb. 4 Candice Wiggins, Stanford
Feb. 11 Lindsey Pluimer, UCLA
Feb. 18 Jayne Appel, Stanford

Feb. 25 Lauren Lacey, Arizona State
Mar. 3 Sami Whitcomb, Washington

2008-09

Nov. 17 Talisa Rhea, Oregon State
Nov. 24 Jayne Appel, Stanford
Dec. 1 Ashley Walker, California
Dec. 8 Ashley Walker, California
Dec. 15 Ify Ibekwe, Arizona
Dec. 22 Alex Mitchell, Oregon State
Dec. 29 Jayne Appel, Stanford
Jan. 5 Brynn Cameron, USC
Jan. 12 Doreena Campbell, UCLA
Jan. 19 Alexis Gray-Lawson, California
Jan. 26 Jayne Appel, Stanford
Feb. 2 Dymond Simon, Arizona State
Feb. 9 Camille LeNoire, USC
Feb. 16 Jayne Appel, Stanford
Feb. 23 Ashley Walker, California
Mar. 2 Kayla Pedersen, Stanford
Mar. 9 Jeannette Pohlen, Stanford

2009-10

Nov. 16 Nnemkadi Ogwumike, Stanford
Nov. 23 Nicole Canepa, Oregon
Nov. 30 Kayla Pedersen, Stanford
Dec. 7 Amanda Johnson, Oregon
Dec. 14 Nnemkadi Ogwumike, Stanford
Dec. 21 Kayla Pedersen, Stanford
Dec. 28 Sami Whitcomb, Washington
Jan. 4 Taylor Lilley, Oregon
Jan. 11 Nnemkadi Ogwumike, Stanford
Jan. 18 Davellyn Whyte, Arizona
Jan. 25 Alexis Gray-Lawson, California
Feb. 1 Markel Walker, UCLA
Feb. 8 April Cook, Washington State
Feb. 15 Jayne Appel, Stanford
Feb. 22 Jayne Appel, Stanford
Mar. 1 Jasmine Dixon, UCLA
Mar. 7 Ashley Corral, USC

2010-11

Nov. 15 Briana Gilbreath, USC
Nov. 22 Darxia Morris, UCLA
Nov. 29 Amanda Johnson, Oregon
Dec. 6 Briana Gilbreath, USC
Dec. 13 DeNesha Stallworth, California
Dec. 20 Ashley Corral, USC
Dec. 27 Dymond Simon, Arizona State
Jan. 3 Jeanette Pohlen, Stanford
Jan. 10 Nia Jackson, Oregon
Jan. 17 Nnemkadi Ogwumike, Stanford
Jan. 24 Kayla Pedersen, Stanford
Jan. 31 Kristi Kingma, Washington
Feb. 8 Sage Romberg, Washington State
Feb. 14 Ify Ibekwe, Arizona
Feb. 21 El Sara Greer, Oregon State

Feb. 28 Darxia Morris, UCLA
Mar. 7 Ify Ibekwe, Arizona

2011-12

Nov. 15 Candice Warthen, Arizona
Nov. 21 Amanda Johnson, Oregon
Nov. 28 Nnemkadi Ogwumike, Stanford
Dec. 5 Chucky Jeffery, Colorado
Dec. 12 Patricia Bright, Oregon State
Dec. 19 Gennifer Brandon, California
Dec. 26 Nnemkadi Ogwumike, Stanford
Jan. 2 Jazmine Perkins, Washington State
Jan. 9 Nnemkadi Ogwumike, Stanford
Jan. 16 Chiney Ogwumike, Stanford
Jan. 23 Chiney Ogwumike, Stanford
Jan. 30 Chiney Ogwumike, Stanford
Feb. 6 Markel Walker, UCLA
Feb. 13 Michelle Plouffe, Utah
Feb. 20 Layshia Clarendon, California
Feb. 27 Regina Rogers, Washington
Mar. 5 Christina Marinacci, USC

2012-13

Nov. 12 Chiney Ogwumike, Stanford
Nov. 19 Chiney Ogwumike, Stanford
Nov. 26 Markel Walker, UCLA
Dec. 3 Taryn Wicijowski, Utah
Dec. 10 Alyssa Brewer, UCLA
Dec. 17 Chucky Jeffery, Colorado
Dec. 24 Chiney Ogwumike, Stanford
Dec. 31 Nirra Fields, UCLA
Jan. 7 Cassie Harberts, USC
Jan. 14 Atoney Nyingifa, UCLA
Jan. 21 Gennifer Brandon, California
Jan. 28 Chiney Ogwumike, Stanford
Feb. 4 Chiney Ogwumike, Stanford
Feb. 11 Chucky Jeffery, Colorado
Feb. 18 Kristi Kingma, Washington
Feb. 26 Davellyn Whyte, Arizona
Mar. 4 Chiney Ogwumike, Stanford

2013-14

Nov. 12 Chiney Ogwumike, Stanford
Nov. 18 Chiney Ogwumike, Stanford
Nov. 25 Atoney Nyingifa, UCLA
Dec. 2 Chiney Ogwumike, Stanford
Dec. 9 Arielle Roberson, Colorado
Dec. 16 Michelle Plouffe, Utah
Dec. 23 Chiney Ogwumike, Stanford
Dec. 30 Nirra Fields, UCLA
Jan. 6 Chiney Ogwumike, Stanford
Jan. 13 Chiney Ogwumike, Stanford
Jan. 20 Cassie Harberts, USC
Jan. 27 Jillian Alleyne, Oregon
Feb. 3 Chiney Ogwumike, Stanford
Feb. 10 Reshanda Gray, California
Feb. 17 Tia Presley, Washington State

Feb. 24 Chiney Ogwumike, Stanford
Mar. 3 Chiney Ogwumike, Stanford

2014-15

Nov. 17 Kelsey Plum, Washington
Nov. 24 Lili Thompson, Stanford
Dec. 1 Jazmine Davis, Washington
Dec. 8 Brittany Boyd, California
Dec. 15 Tia Presley, Washington State
Dec. 22 Ruth Hamblin, Oregon State
Dec. 29 Bonnie Samuelson, Stanford
Jan. 5 Promise Amukamara, Arizona State
Jan. 12 Sophie Brunner, Arizona State
Jan. 19 Ruth Hamblin, Oregon State
Jan. 26 Jamie Weisner, Oregon State
Feb. 2 Jillian Alleyne, Oregon
Feb. 9 Candice Warthen, Arizona
Feb. 16 Sydney Wiese, Oregon State
Feb. 23 Promise Amukamara, Arizona State
Mar. 2 Jillian Alleyne, Oregon

FRESHMAN OF THE WEEK

2012-13

Nov. 12 Arielle Roberson, Colorado
Nov. 19 Jillian Alleyne, Oregon
Nov. 26 Arielle Roberson, Colorado
Dec. 3 Arielle Roberson, Colorado
Dec. 10 Jillian Alleyne, Oregon
Dec. 17 Lia Galdeira, Washington State
Dec. 24 Lia Galdeira, Washington State
Dec. 31 Nirra Fields, UCLA
Jan. 7 Talia Walton, Washington
Jan. 14 Jamie Weisner, Oregon State
Jan. 21 Jamie Weisner, Oregon State
Jan. 28 Talia Walton, Washington
Feb. 4 Jillian Alleyne, Oregon
Feb. 11 Talia Walton, Washington
Feb. 18 Jillian Alleyne, Oregon
Feb. 26 Arielle Roberson, Colorado
Mar. 4 Arielle Roberson, Colorado

2013-14

Nov. 12 Chrishae Rowe, Oregon
Nov. 18 Chrishae Rowe, Oregon
Nov. 25 Kelsey Plum, Washington
Dec. 2 Sophie Brunner, Arizona State
Dec. 9 Chrishae Rowe, Oregon
Dec. 16 Emily Potter, Utah
Dec. 23 Kelsey Plum, Washington
Dec. 30 Chrishae Rowe, Oregon
Jan. 6 Kelsey Plum, Washington
Jan. 13 Sydney Wiese, Oregon State
Jan. 20 Kelsey Plum, Washington
Jan. 27 Chrishae Rowe, Oregon
Feb. 3 Chrishae Rowe, Oregon
Feb. 10 Kelsey Plum, Washington
Feb. 17 Kelsey Plum, Washington
Feb. 24 Kelsey Plum, Washington
Mar. 3 Sydney Wiese, Oregon State

2014-15

Nov. 17 Joeseta Fatuesi, Utah
Nov. 24 Mikayla Cowling, California
Dec. 1 Kaylee Johnson, Stanford
Dec. 8 Brianna Ruiz, Washington
Dec. 15 Kaylee Johnson, Stanford
Dec. 22 Lexi Bando, Oregon
Dec. 29 Jordin Canada, UCLA
Jan. 5 McKenzie Calvert, Stanford
Jan. 12 Jordin Canada, UCLA
Jan. 19 Jordin Canada, UCLA
Jan. 26 Mikayla Cowling, California
Feb. 2 Tanaeya Boclair, Utah
Feb. 9 Gabby Green, California
Feb. 16 Kaylee Johnson, Stanford
Feb. 23 Brittany McPhee, Stanford
Mar. 2 Jordin Canada, UCLA

Year	Predicted Winner	Actual Finish	Actual Winner	Predicted Finish
2015-16	Oregon State			
2014-15	Stanford	3rd	Oregon State	2nd
2013-14	Stanford	1st	Stanford	1st
2012-13	Stanford	1st	California, Stanford	2nd, 1st
2011-12	Stanford	1st	Stanford	1st
2010-11	Stanford	1st	Stanford	1st
2009-10	Stanford	1st	Stanford	1st
2008-09	Stanford	1st	Stanford	1st
2007-08	Stanford	1st	Stanford	1st
2006-07	Stanford	1st	Stanford	1st
2005-06	Stanford	1st	Stanford	1st
2004-05	Stanford	1st	Stanford	1st
2003-04	Stanford	1st (tied)	Stanford, Arizona	1st/2nd
2002-03	Stanford	1st	Stanford	1st
2001-02	Stanford	1st	Stanford	1st
2000-01	Stanford	1st (tied)	ASU, Stanford, UW	6th/1st/7th
1999-00	UCLA	4th	Oregon	2nd
1998-99	UCLA	1st (tied)	Oregon, UCLA	1st/1st
1997-98	Information not available		Stanford	
1996-97	Information not available		Stanford	
1995-96	Information not available		Stanford	
1994-95	Information not available		Stanford	1st
1993-94	Stanford	2nd	USC	2nd
1992-93	Stanford	1st	Stanford	1st
1991-92	Stanford	1st	Stanford	1st
1990-91	Information not available		Stanford	
1989-90	Information not available		Stanford	
1988-89	Washington	2nd	Stanford	2nd
1987-88	Washington	1st	Washington	1st
1986-87	USC	1st	USC	1st

YEAR-BY-YEAR PRESEASON PAC-12 COACHES' POLL STANDINGS

1986-87	1989-90	1993-94	1998-99
Team Points	Information not available	Team Points	Team Points
1. USC (10) 100		1. Stanford (6) 76	1. UCLA (5) 94
2. Oregon 98		2. USC (2) 71	2. Stanford (2) 84
3. Washington 77		3. Washington (2) 68	3. Oregon (2) 77
4. UCLA 57	1990-91	4. UCLA 50	4. Washington (1) 74
5. Stanford 54	Information not available	5. Oregon State 47	5. Arizona 64
6. Arizona State 51		6. Arizona 43	6. USC 44
7. California 47.5	1991-92	7. California 31	7. Arizona State 38
8. Arizona 45.5	Team Points	8. Oregon 27	8. Washington State 31
9. Washington State 19	1. Stanford (7) 78	9. Arizona State 20	T9. California 22
10. Oregon State 15	2. USC (2) 68	10. Washington State 17	T9. Oregon State 22
	3. Washington (1) 62		
1987-88	4. UCLA 49	1994-95	1999-2000
Team Points	5. Washington State 47	Information not available	Team Points
1. Washington (5) 92	6. Oregon 43		1. UCLA (8) 98
2. USC (3) 87	7. Oregon State 40		2. Oregon (2) 85
3. Stanford 78	8. California 28	1995-96	3. Stanford 80
4. UCLA (2) 76	9. Arizona 18	Information not available	4. Arizona 74
5. Oregon State 55	10. Arizona State 17		5. Arizona State 51
6. Oregon 54			6. Washington 47
7. California 39	1992-93	1996-97	7. USC 37
8. Arizona 30	Team Points	Information not available	8. Oregon State 30
9. Washington State 28	1. Stanford (9) 90		9. California 26
10. Arizona State 11	2. USC (1) 76	1997-98	10. Washington State 22
	3. Arizona State 75	Information not available	
1988-89	4. UCLA 60		2000-01
Team Points	5. Washington 58		Team Points
1. Washington (5) 78	6. Washington State 46		1. Stanford (9) 90
2. Stanford (4) 74	7. Oregon 41		2. Oregon (1) 78
3. USC 63	8. California 36		3. USC 70
4. UCLA 61	9. Arizona 34		4. Arizona 66
5. Oregon 45	10. Oregon State 17		5. Arizona State 57
6. California 38			T6. UCLA 49
7. Oregon State 29			T6. Washington 49
8. Arizona State 26			8. Oregon State 34
9. Washington State 25			9. California 29
10. Arizona 11			10. Washington State 18

ALL-CONFERENCE 2009-10

Jayne Appel	Stanford
Ashley Corral	USC
Jasmine Dixon	UCLA
Briana Gilbreath	USC
Alexis Gray-Lawson	California
Ify Ibekwe	Arizona
Taylor Lilley	Oregon
Nnemkadi Ogwumike	Stanford
Danielle Orsillo	Arizona State
Kayla Pedersen	Stanford
Jeanette Pohlen	Stanford
Talisa Rhea	Oregon State
Markel Walker	UCLA
Sami Whitcomb	Washington
Davellyn Whyte	Arizona

2010-11

Talia Caldwell	California
Jasmine Dixon	UCLA
Briana Gilbreath	USC
El Sara Greer	Oregon State
Ify Ibekwe	Arizona
Nia Jackson	Oregon
Amanda Johnson	Oregon
Kristi Kingma	Washington
Darxia Morris	UCLA
Chiney Ogwumike	Stanford
Nnemkadi Ogwumike	Stanford
Kayla Pedersen	Stanford
Jeanette Pohlen	Stanford
DeNesha Stallworth	California
Dymond Simon	Arizona State

2011-12

Gennifer Brandon	California
Layshia Clarendon	California
Ashley Corral	USC
Rebekah Gardner	UCLA
Briana Gilbreath	USC
Chucky Jeffery	Colorado
Toni Kokenis	Stanford
Earlysia Machbanks	Oregon State
Michelle Plouffe	Utah
Chiney Ogwumike	Stanford
Nnemkadi Ogwumike	Stanford
Regina Rogers	Washington
Markel Walker	UCLA
Davellyn Whyte	Arizona
Taryn Wicijowski	Utah

2012-13

Brittany Boyd	California
Gennifer Brandon	California
Alyssia Brewer	UCLA
Michelle Plouffe	Utah
Layshia Clarendon	California
Jazmine Davis	Washington
Lia Galdeira	Washington State
Cassie Harberts	USC
Chucky Jeffery	Colorado
Kristi Kingma	Washington
Atonye Nyingifa	UCLA
Chiney Ogwumike	Stanford
Joslyn Tinkle	Stanford
Markel Walker	UCLA
Davellyn Whyte	Arizona

2013-14

Jillian Alleyne	Oregon
Brittany Boyd	California
Jazmine Davis	Washington
Reshanda Gray	California
Ruth Hamblin	Oregon State
Cassie Harberts	USC
Deja Mann	Arizona State
Atonye Nyingifa	UCLA
Chiney Ogwumike	Stanford
Amber Orange	Stanford
Michelle Plouffe	Utah
Kelsey Plum	Washington
Tia Presley	Washington State
Chrishae Rowe	Oregon
Sydney Wiese	Oregon State

2014-15

Jillian Alleyne	Oregon
Promise Amukamara	Arizona State
Brittany Boyd	California
Sophie Brunner	Arizona State
Jazmine Davis	Washington
Nirra Fields	UCLA
Lia Galdeira	Washington State
Reshanda Gray	California
Ruth Hamblin	Oregon State
Amber Orange	Stanford
Kelsey Plum	Washington
Lili Thompson	Stanford
Jamie Weisner	Oregon State
Sydney Wiese	Oregon State
Taryn Wicijowski	Utah

ALL-DEFENSIVE TEAM 2009-10

Briana Gilbreath	USC
Rosalyn Gold-Onwude	Stanford
Ify Ibekwe	Arizona
KiKi Moore	Washington State
Carly Noyes	Washington State

2010-11

Jasmine Dixon	UCLA
Briana Gilbreath	USC
Ify Ibekwe	Arizona
Chiney Ogwumike	Stanford
Eliza Pierre	California

2011-12

Kali Bennett	Arizona State
Patricia Bright	Oregon State
Briana Gilbreath	USC
Nnemkadi Ogwumike	Stanford
Jazmine Perkins	Washington State

2012-13

Brittany Boyd	California
Lia Galdeira	Washington State
Eliza Pierre	California
Joslyn Tinkle	Stanford
Markel Walker	UCLA

2013-14

Jillian Alleyne	Oregon
Brittany Boyd	California
Lia Galdeira	Washington State
Ruth Hamblin	Oregon State
Chiney Ogwumike	Stanford

2014-15

Jillian Alleyne	Oregon
Promise Amukamara	Arizona State
Brittany Boyd	California
Lia Galdeira	Washington State
Ruth Hamblin	Oregon State

ALL-FRESHMAN TEAM 2009-10

Gennifer Brandon	California
KiKi Moore	Washington
DeNesha Stallworth	California
Markel Walker	UCLA
Davellyn Whyte	Arizona

2010-11

Alexis Bostick	Oregon State
Cassie Harberts	USC
Alyssa Martin	Oregon State
Chiney Ogwumike	Stanford
Sage Romberg	Washington State

2011-12

Brittany Boyd	California
Jazmine Davis	Washington
Ali Gibson	Oregon State
Reshanda Gray	California
Lexy Kresl	Colorado
Amber Orange	Stanford

2012-13

Jillian Alleyne	Oregon
Lia Galdeira	Washington State
Arielle Roberson	Colorado
Talia Walton	Washington
Jamie Weisner	Oregon State

2013-14

Kelsey Plum	Washington
Emily Potter	Utah
Chrishae Rowe	Oregon
Lili Thompson	Stanford
Sydney Wiese	Oregon State

2014-15

Jordin Canada	UCLA
Mikayla Cowling	California
Gabby Green	California
Lexi Bando	Oregon
Kaylee Johnson	Stanford

PLAYER OF THE YEAR

Nnemkadi Ogwumike, Stanford	2010
Jeanette Pohlen, Stanford	2011
Nnemkadi Ogwumike, Stanford	2012
Chiney Ogwumike, Stanford	2013
Chiney Ogwumike, Stanford	2014
Ruth Hamblin, Oregon State	2015

DEFENSIVE PLAYER OF THE YEAR

Ify Ibekwe, Arizona	2010
Briana Gilbreath, USC	2011
Briana Gilbreath, USC (co)	2012
Nnemkadi Ogwumike, Stanford (co)	2012
Chiney Ogwumike, Stanford	2013
Chiney Ogwumike, Stanford	2014
Ruth Hamblin, Oregon State	2015

FRESHMAN OF THE YEAR

Davellyn Whyte, Arizona	2010
Chiney Ogwumike, Stanford	2011
Jazmine Davis, Washington	2012
Jillian Alleyne, Oregon	2013
Kelsey Plum, Washington	2014
Jordin Canada, UCLA	2015

COACH OF THE YEAR

Nikki Caldwell, UCLA	2010
Tara VanDerveer, Stanford	2011
Scott Rueck, Oregon State	2012
Lindsay Gottlieb, California	2013
Scott Rueck, Oregon State	2014
Scott Rueck, Oregon State	2015

YEARLY PAC-12 REGULAR-SEASON CHAMPIONS

1986-87	USC
1987-88	Washington
1988-89	Stanford
1989-90	Stanford/ Washington
1990-91	Stanford
1991-92	Stanford
1992-93	Stanford
1993-94	USC
1994-95	Stanford
1995-96	Stanford
1996-97	Stanford
1997-98	Stanford
1998-99	Oregon/UCLA
1999-00	Oregon
2000-01	ASU/STAN/ WASH
2001-02	Stanford
2002-03	Stanford
2003-04	Stanford/Arizona
2004-05	Stanford
2005-06	Stanford
2006-07	Stanford
2007-08	Stanford
2008-09	Stanford
2009-10	Stanford
2010-11	Stanford
2011-12	Stanford
2012-13	California/Stanford
2013-14	Stanford
2014-15	Oregon State

YEARLY CONFERENCE FINISHES

	ARIZ	ASU	CAL	COLO	ORE	OSU	STAN	UCLA	USC	UTAH	WASH	WSU
1986-87	T8	T8	5	--	T2	T6	T6	4	1	--	T2	10
1987-88	10	T8	T6	--	5	T8	3	4	2	--	1	T6
1988-89	9	10	T4	--	3	7	1	T4	T4	--	2	T8
1989-90	T8	T8	T4	--	T4	10	T1	3	7	--	T1	T4
1990-91	10	9	7	--	8	5	1	T4	3	--	2	T4
1991-92	T9	5	T3	--	7	T9	1	T3	2	--	6	8
1992-93	8	T4	T4	--	T9	6	1	7	2	--	3	T9
1993-94	7	T9	T9	--	3	6	2	5	1	--	4	8
1994-95	7	10	T8	--	4	3	1	T8	5	--	2	6
1995-96	T3	9	10	--	T3	2	1	T6	T6	--	T3	T6
1996-97	T4	9	10	--	2	7	1	6	3	--	T4	8
1997-98	T2	T7	T9	--	4	T9	1	T2	6	--	5	T7
1998-99	4	T6	T6	--	T1	T9	3	T1	T9	--	5	8
1999-00	T2	7	8	--	1	T5	T2	4	T5	--	9	10
2000-01	5	T1	T6	--	4	T6	T1	10	T6	--	T1	9
2001-02	T6	T2	9	--	T6	T4	1	8	T4	--	T2	10
2002-03	T2	8	9	--	T5	T5	1	4	T5	--	T2	10
2003-04	T1	T3	9	--	8	7	T1	T3	T3	--	6	10
2004-05	5	T2	8	--	T2	10	1	6	T2	--	7	9
2005-06	9	2	6	--	8	7	1	3	T4	--	T4	10
2006-07	T8	2	3	--	6	T8	1	7	5	--	4	10
2007-08	T8	3	2	--	7	T8	1	T4	T4	--	6	10
2008-09	T8	T2	T2	--	7	T4	1	T4	T4	--	10	8
2009-10	8	5	4	--	T6	10	1	2	3	--	T6	9
2010-11	T4	3	6	--	9	10	1	2	T4	--	T7	T7
2011-12	12	4	2	10	9	T5	1	T5	3	T7	T7	11
2012-13	T10	9	T1	4	T10	12	T1	3	7	6	5	8
2013-14	12	4	T2	T9	T9	T2	1	8	5	11	6	7
2014-15	T11	2	T3	T9	T9	1	T3	6	T7	T11	T5	T7

Conference regular-season champion in **BOLD**

REGULAR-SEASON NON-CONFERENCE RECORDS

YEAR	ARIZ	ASU	CAL	COLO	ORE	OSU	STAN	UCLA	USC	UTAH	WASH	WSU	TOTAL*
1986-87	7-4	6-3	9-1	8-6	8-2	9-1	6-4	7-3	6-4	10-5	8-2	8-2	74-26
1987-88	3-7	6-4	9-3	12-4	7-3	5-5	12-0	7-5	6-4	10-8	8-2	5-5	68-38
1988-89	5-5	6-4	5-5	13-3	8-3	6-4	8-2	4-6	4-6	13-3	7-6	7-3	60-44
1989-90	7-4	8-2	8-2	7-7	8-3	4-9	10-0	5-5	2-7	12-4	9-1	8-2	69-35
1990-91	5-8	9-1	7-3	10-5	7-3	8-2	7-3	5-5	6-4	9-6	8-1	8-2	70-32
1991-92	6-4	9-1	8-2	11-5	8-2	5-5	10-0	7-3	7-3	10-3	8-2	7-2	75-24
1992-93	6-3	7-2	8-1	13-1	6-3	6-3	10-2	5-4	7-2	8-4	5-4	4-5	64-29
1993-94	7-2	2-6	6-4	13-2	6-3	8-1	7-2	5-4	7-1	3-8	8-1	5-4	61-28
1994-95	5-7	6-3	5-4	13-2	7-2	8-1	9-1	5-4	8-1	8-4	10-3	7-2	70-28
1995-96	9-0	4-5	4-5	16-3	8-2	8-1	7-2	5-4	5-4	8-4	6-5	9-2	65-30
1996-97	10-1	6-4	4-5	9-4	7-2	6-3	12-1	6-3	6-3	7-3	5-4	6-3	68-29
1997-98	7-2	4-5	4-6	7-5	4-4	5-4	4-4	5-4	5-4	10-1	9-0	6-3	53-36
1998-99	5-4	6-3	6-3	7-4	9-2	8-1	4-7	8-4	4-5	9-3	4-5	6-3	60-37
1999-00	11-1	7-3	5-5	6-7	9-3	4-8	7-3	6-4	5-5	12-3	4-8	3-7	61-47
2000-01	10-2	8-4	4-6	10-3	7-3	8-2	6-4	1-10	5-5	12-2	7-3	5-5	61-44
2001-02	4-5	9-2	5-4	10-4	5-4	4-6	10-1	4-5	4-5	7-5	5-4	2-8	52-44
2002-03	7-2	8-1	4-5	11-2	4-5	6-3	8-1	5-4	5-6	10-3	8-1	1-8	56-36
2003-04	8-3	6-3	7-2	11-2	8-2	6-3	7-2	5-4	4-5	10-4	7-2	4-5	62-31
2004-05	8-3	8-2	6-3	7-5	7-2	5-5	9-1	6-3	6-3	11-4	4-6	4-5	63-33
2005-06	4-6	9-1	8-2	6-8	9-1	7-2	6-3	5-4	6-3	9-2	7-2	6-3	67-27
2006-07	6-6	10-1	10-1	7-7	8-2	5-4	8-3	6-6	6-4	7-6	7-5	4-6	70-38
2007-08	6-5	6-5	9-2	11-3	6-5	7-4	11-1	5-6	7-4	11-3	5-7	3-8	65-47
2008-09	7-4	8-4	8-2	8-5	4-7	10-1	9-3	9-2	6-5	7-6	4-6	7-4	72-38
2009-10	7-4	8-3	6-5	10-4	9-3	8-3	10-1	7-4	6-5	10-4	6-6	5-6	72-40
2010-11	9-2	8-3	8-3	9-5	9-2	7-4	9-2	10-1	8-3	8-7	5-4	2-10	75-34
2011-12	11-1	9-2	9-3	11-0	8-4	9-2	10-1	5-6	6-5	7-4	8-2	6-6	99-36
2012-13	8-3	8-4	10-1	11-0	2-10	6-6	11-1	9-2	5-8	9-2	8-3	4-7	91-47
2013-14	4-7	12-2	9-4	12-2	10-3	9-5	15-2	6-6	7-6	7-4	10-5	6-7	107-53
2014-15	7-5	12-2	10-4	9-5	7-5	10-2	11-4	5-8	8-4	7-4	6-6	10-3	102-52
TOTAL	189-110	211-82	198-90	288-113	203-92	190-98	253-60	167-127	169-120	260-112	195-104	158-136	2470-1245
PCT.	.632	.720	.687	.718	.688	.659	.808	.568	.584	.698	.652	.537	.665

*Colorado and Utah records wins and losses not included until 2011-12 campaign.

NCAA CHAMPIONS FROM THE PAC-12:

1989-90 Stanford
1991-92 Stanford

ALL-TIME RECORDS

(since 1986-87)

	CONFERENCE			OVERALL			
	TITLES [^]	W	L	PCT	W	L	PCT
Stanford	23	457	65	.875	817	154	.841
Washington	3	309	214	.587	539	347	.607
USC	2	299	223	.572	496	372	.574
UCLA	1	293	229	.561	491	380	.563
Oregon	2	251	271	.481	476	391	.549
Arizona State	1	247	275	.473	488	386	.558
Utah	0	23	49	.319	604	289	.676
Arizona	1	201	320	.386	422	452	.483
California	1	239	285	.456	471	406	.538
Oregon State	1	200	322	.383	414	446	.479
Colorado	0	31	41	.430	553	350	.612
Washington State	0	133	389	.255	296	539	.354

[^] regular-season titles; includes shared titles

1986-87

	Pac-10			Overall		
	W	L	PCT.	W	L	PCT.
USC	15	3	.833	22	8	.733
Washington	14	4	.778	23	7	.767
Oregon	14	4	.778	23	7	.767
UCLA	11	7	.611	18	10	.643
California	10	8	.556	21	10	.677
Oregon State	8	10	.444	17	11	.607
Stanford	8	10	.444	14	14	.500
Arizona	4	14	.222	11	18	.379
Arizona State	4	14	.222	10	17	.370
Washington State	2	16	.111	10	18	.357

1987-88

	Pac-10			Overall		
	W	L	PCT.	W	L	PCT.
Washington	16	2	.889	25	5	.833
USC	15	3	.833	22	8	.733
Stanford	14	4	.778	27	5	.844
UCLA	12	6	.667	19	11	.633
Oregon	9	9	.500	16	12	.571
California	6	12	.333	15	15	.500
Washington State	6	12	.333	11	17	.393
Arizona State	5	13	.278	11	17	.393
Oregon State	5	13	.278	10	18	.357
Arizona	2	16	.111	5	23	.179

1988-89

	Pac-10			Overall		
	W	L	PCT.	W	L	PCT.
Stanford	18	0	1.000	28	3	.903
Washington	15	3	.833	23	10	.696
Oregon	11	7	.611	22	10	.688
California	8	10	.444	13	15	.464
UCLA	8	10	.444	12	16	.429
USC	8	10	.444	12	16	.429
Oregon State	7	11	.389	13	15	.464
Washington State	6	12	.333	13	15	.464
Arizona	6	12	.333	11	17	.393
Arizona State	3	15	.167	9	19	.321

1989-90

	Pac-10			Overall		
	W	L	PCT.	W	L	PCT.
Stanford	17	1	.944	32	1	.970
Washington	17	1	.944	28	3	.903
UCLA	12	6	.667	17	12	.586
Oregon	9	9	.500	17	12	.586
California	9	9	.500	17	12	.586
Washington State	9	9	.500	17	11	.607
USC	6	12	.333	8	19	.296
Arizona State	5	13	.278	13	15	.464
Arizona	5	13	.278	12	17	.414
Oregon State	1	17	.056	5	26	.161

1990-91

	Pac-10			Overall		
	W	L	PCT.	W	L	PCT.
Stanford	16	2	.889	26	6	.813
Washington	15	3	.833	24	5	.828
USC	11	7	.611	18	12	.600
Washington State	10	8	.556	18	11	.621
UCLA	10	8	.556	15	13	.536
Oregon State	9	9	.500	17	11	.607
California	7	11	.389	14	14	.500
Oregon	6	12	.333	13	15	.464
Arizona State	5	13	.278	14	14	.500
Arizona	1	17	.056	6	25	.192

1991-92

	Pac-10			Overall		
	W	L	PCT.	W	L	PCT.
Stanford	15	3	.833	30	3	.909
USC	14	4	.778	23	8	.742
California	12	6	.667	20	9	.690
UCLA	12	6	.667	21	10	.667
Arizona State	11	7	.611	20	9	.690
Washington	9	9	.500	17	11	.607
Oregon	6	12	.333	14	14	.500
Washington State	5	13	.278	12	15	.444
Arizona	3	15	.167	9	19	.321
Oregon State	3	15	.167	8	20	.286

1992-93

	Pac-10			Overall		
	W	L	PCT.	W	L	PCT.
Stanford	15	3	.833	26	6	.812
USC	14	4	.778	22	7	.759
Washington	11	7	.611	17	12	.586
California	10	8	.556	19	10	.655
Arizona State	10	8	.556	17	10	.630
Oregon State	9	9	.500	15	12	.556
UCLA	8	10	.444	13	14	.481
Arizona	7	11	.389	13	14	.481
Oregon	3	15	.167	9	18	.333
Washington State	3	15	.167	7	20	.259

1993-94

	Pac-10			Overall		
	W	L	PCT.	W	L	PCT.
USC	16	2	.887	26	4	.867
Stanford	15	3	.833	25	6	.806
Oregon	13	5	.722	20	9	.690
Washington	12	6	.667	21	8	.727
UCLA	10	8	.556	15	12	.556
Oregon State	9	9	.500	17	11	.607
Arizona	8	10	.444	15	12	.556
Washington State	3	15	.167	8	19	.296
California	2	16	.111	8	20	.286
Arizona State	2	16	.111	4	22	.154

1994-95

	Pac-10			Overall		
	W	L	PCT.	W	L	PCT.
Stanford	17	1	.944	30	3	.909
Washington	13	5	.765	25	9	.735
Oregon State	12	6	.667	21	8	.724
Oregon	11	7	.611	18	10	.643
USC	10	8	.556	18	10	.643
Washington State	9	9	.500	16	11	.593
Arizona	6	12	.333	11	19	.367
California	5	13	.278	10	17	.370
UCLA	5	13	.278	10	17	.370
Arizona State	2	16	.111	8	19	.296

1995-96

	Pac-10			Overall		
	W	L	PCT.	W	L	PCT.
Stanford	18	0	1.000	29	3	.906
Oregon State	11	7	.611	19	9	.679
Arizona	10	8	.556	22	8	.733
Oregon	10	8	.556	18	11	.621
Washington	10	8	.556	16	13	.552
Washington State	8	10	.444	17	12	.586
UCLA	8	10	.444	13	14	.481
USC	8	10	.444	13	14	.481
Arizona State	4	14	.222	8	19	.296
California	3	15	.167	7	20	.259

1996-97

	Pac-10			Overall		
	W	L	PCT.	W	L	PCT.
Stanford	18	0	1.000	34	2	.944
Oregon	14	4	.778	22	7	.759
USC	13	5	.722	20	9	.690
Arizona	12	6	.667	23	8	.742
Washington	12	6	.667	17	11	.607
UCLA	7	11	.389	13	14	.481
Oregon State	5	13	.278	11	16	.407
Washington State	4	14	.222	10	17	.370
Arizona State	3	15	.167	9	19	.321
California	2	16	.111	6	21	.222

1997-98

	Pac-10			Overall		
	W	L	PCT.	W	L	PCT.
Stanford	17	1	.944	21	6	.778
Arizona	14	4	.778	23	7	.767
UCLA	14	4	.778	20	9	.690
Oregon	13	5	.722	17	10	.630
Washington	9	9	.500	18	10	.643
USC	7	11	.389	12	15	.444
Washington State	6	12	.333	12	15	.444
Arizona State	6	12	.333	10	17	.370
Oregon State	2	16	.111	7	20	.259
California	2	16	.111	6	22	.214

1998-99	Pac-10			Overall		
	W	L	PCT.	W	L	PCT.
Oregon	15	3	.833	25	6	.806
UCLA	15	3	.833	26	8	.765
Stanford	14	4	.778	18	12	.600
Arizona	12	6	.667	18	11	.621
Washington	11	7	.611	16	13	.552
Arizona State	6	12	.333	12	15	.444
California	6	12	.333	12	15	.444
Washington State	5	13	.278	11	16	.407
Oregon State	3	15	.167	11	16	.407
USC	3	15	.167	7	20	.259

1999-2000	Pac-10			Overall		
	W	L	PCT.	W	L	PCT.
Oregon	14	4	.778	23	8	.742
Arizona	13	5	.722	25	7	.781
Stanford	13	5	.722	21	9	.700
UCLA	12	6	.667	18	11	.621
USC	10	8	.556	16	14	.553
Oregon State	10	8	.556	14	16	.467
Arizona State	7	11	.389	14	15	.483
California	6	12	.333	11	17	.393
Washington	4	14	.222	8	22	.267
Washington State	1	17	.056	4	24	.143

2000-01	Pac-10			Overall		
	W	L	PCT.	W	L	PCT.
Washington	12	6	.667	22	10	.688
Arizona State	12	6	.667	20	11	.645
Stanford	12	6	.667	19	11	.633
Oregon	10	8	.556	17	12	.586
Arizona	9	9	.500	20	12	.625
Oregon State	8	10	.444	16	13	.552
USC	8	10	.444	13	15	.464
California	8	10	.444	12	16	.427
Washington State	6	12	.333	11	17	.393
UCLA	5	13	.278	6	23	.207

2001-02	Pac-10			Overall		
	W	L	PCT.	W	L	PCT.
Stanford	18	0	1.000	32	3	.914
Arizona State	12	6	.667	25	9	.735
Washington	12	6	.667	19	12	.613
USC	11	7	.611	16	14	.533
Oregon State	11	7	.611	17	15	.531
Oregon	10	8	.556	22	13	.629
Arizona	10	8	.556	14	14	.500
UCLA	4	14	.222	9	20	.286
California	2	16	.111	7	21	.250
Washington State	0	18	.000	2	27	.069

2002-03	Pac-10			Overall		
	W	L	PCT.	W	L	PCT.
Stanford	15	3	.833	27	5	.844
Washington	13	5	.722	22	8	.733
Arizona	13	5	.722	22	9	.710
UCLA	12	6	.667	18	11	.621
Oregon State	8	10	.444	15	15	.500
USC	8	10	.444	14	17	.452
Oregon	8	10	.444	12	16	.429
Arizona State	7	11	.389	16	14	.533
California	5	13	.278	10	19	.345
Washington State	1	17	.056	2	26	.071

2003-04	Pac-10			Overall		
	W	L	PCT.	W	L	PCT.
Stanford	14	4	.778	27	7	.813
Arizona	14	4	.778	24	9	.727
Arizona State	11	7	.611	17	12	.586
UCLA	11	7	.611	17	13	.567
USC	11	7	.611	15	13	.536
Washington	9	9	.500	18	13	.581
Oregon State	8	10	.444	17	15	.548
Oregon	6	12	.333	14	15	.483
California	4	14	.222	12	17	.414
Washington State	2	16	.111	6	22	.214

2004-05	Pac-10			Overall		
	W	L	PCT.	W	L	PCT.
Stanford	17	1	.944	32	3	.914
Arizona State	12	6	.667	24	10	.706
Oregon	12	6	.667	21	10	.677
USC	12	6	.667	20	11	.645
Arizona	11	7	.611	20	12	.625
UCLA	10	8	.556	16	12	.571
Washington	9	9	.500	14	16	.467
California	4	14	.222	11	18	.379
Washington State	2	16	.111	6	22	.214
Oregon State	1	17	.056	6	23	.207

2005-06	Pac-10			Overall		
	W	L	PCT.	W	L	PCT.
Stanford	15	3	.833	26	8	.765
Arizona State	14	4	.778	25	7	.781
UCLA	12	6	.667	21	11	.656
Washington	11	7	.611	19	11	.633
USC	11	7	.611	19	12	.613
California	10	8	.556	18	12	.600
Oregon State	7	11	.389	16	15	.516
Oregon	5	13	.278	14	15	.483
Arizona	3	15	.167	8	22	.267
Washington State	2	16	.111	8	20	.286

2006-07	Pac-10			Overall		
	W	L	PCT.	W	L	PCT.
Stanford	17	1	.944	29	5	.853
Arizona State	16	2	.889	31	5	.861
California	12	6	.667	23	9	.719
Washington	11	7	.611	18	13	.581
USC	10	8	.556	17	13	.567
Oregon	8	10	.444	17	14	.548
UCLA	7	11	.389	14	18	.438
Arizona	4	14	.222	11	21	.344
Oregon State	4	14	.222	9	19	.321
Washington State	1	17	.056	5	24	.172

2007-08	Pac-10			Overall		
	W	L	PCT.	W	L	PCT.
Stanford	16	2	.889	35	4	.897
California	15	3	.833	27	7	.794
Arizona State	14	4	.778	22	11	.667
USC	10	8	.556	17	13	.567
UCLA	10	8	.556	16	15	.516
Washington	8	10	.444	13	18	.419
Oregon	7	11	.389	14	17	.452
Oregon State	4	14	.222	12	19	.387
Arizona	4	14	.222	10	20	.333
Washington State	2	16	.111	5	25	.167

2008-09	Pac-10			Overall		
	W	L	PCT.	W	L	PCT.
Stanford	17	1	.941	33	5	.868
California	15	3	.833	26	7	.794
Arizona State	15	3	.833	26	9	.743
UCLA	9	9	.500	19	12	.612
Oregon State	9	9	.500	20	12	.625
USC	9	9	.500	17	15	.531
Oregon	5	13	.277	9	21	.300
Washington State	4	14	.222	11	19	.367
Arizona	4	14	.222	12	19	.387
Washington	3	15	.167	8	22	.267

2009-10	Pac-10			Overall		
	W	L	PCT.	W	L	PCT.
Stanford	18	0	1.000	36	2	.947
UCLA	15	3	.833	25	9	.735
USC	12	6	.667	19	12	.613
California	11	7	.611	24	13	.649
Arizona State	9	9	.500	18	14	.562
Oregon	7	11	.389	18	16	.529
Washington	7	11	.389	13	18	.419
Arizona	6	12	.333	14	17	.452
Washington State	3	15	.167	8	22	.267
Oregon State	2	16	.111	11	20	.355

2010-11	Pac-10			Overall		
	W	L	PCT.	W	L	PCT.
Stanford	18	0	1.000	33	3	.917
UCLA	16	2	.889	28	5	.848
Arizona State	11	7	.611	20	11	.645
USC	10	8	.556	24	13	.649
Arizona	10	8	.556	21	12	.636
California	7	11	.389	18	16	.529
Washington	6	12	.333	11	17	.393
Washington State	6	12	.333	8	23	.258
Oregon	4	14	.222	13	17	.433
Oregon State	2	16	.111	9	21	.300

2011-12	Pac-12			Overall		
	W	L	PCT.	W	L	PCT.
Stanford	18	0	1.000	35	2	.946
California	13	5	.722	25	10	.714
USC	12	6	.667	18	12	.600
Arizona State	10	8	.556	20	12	.625
Oregon State	9	9	.500	20	13	.606
UCLA	9	9	.500	14	16	.467
Washington	8	10	.444	20	14	.588
Utah	8	10	.444	16	16	.500
Oregon	7	11	.389	15	16	.484
Colorado	6	12	.333	21	14	.600
Washington State	5	13	.278	13	20	.394
Arizona	3	15	.167	15	17	.469

2012-13	Pac-12			Overall		
	W	L	PCT.	W	L	PCT.
Stanford	17	1	.944	33	3	.917
California	17	1	.944	32	4	.889
UCLA	14	4	.778	26	8	.765
Colorado	13	5	.722	25	7	.781
Washington	11	7	.611	21	12	.636
Utah	8	10	.444	23	14	.622
USC	7	11	.389	11	20	.355
Washington State	6	12	.333	11	20	.355
Arizona State	5	13	.278	13	18	.419
Arizona	4	14	.222	12	18	.400
Oregon State	4	14	.222	10	21	.323
Oregon	2	16	.111	4	27	.129

2013-14	Pac-12			Overall		
	W	L	PCT.	W	L	PCT.
Stanford	17	1	.944	33	4	.892
California	13	5	.722	22	10	.688
Oregon State	13	5	.722	24	11	.686
Arizona State	11	7	.611	23	10	.697
USC	11	7	.611	22	13	.629
Washington	10	8	.556	20	14	.588
Washington State	9	9	.500	17	17	.500
UCLA	7	11	.389	13	18	.419
Colorado	6	12	.333	19	15	.559
Oregon	6	12	.333	16	16	.500
Utah	4	14	.222	12	19	.387
Arizona	1	17	.056	5	25	.172

2014-15	Pac-12			Overall		
	W	L	PCT.	W	L	PCT.
Oregon State	16	2	.889	27	5	.844
Arizona State	15	3	.833	29	6	.829
Stanford	13	5	.722	26	10	.722
California	13	5	.722	24	10	.706
Washington	11	7	.611	23	10	.697
UCLA	8	10	.444	19	18	.514
Washington State	7	11	.389	17	15	.531
USC	7	11	.389	15	15	.500
Colorado	6	12	.333	15	17	.469
Oregon	6	12	.333	13	17	.433
Arizona	3	15	.167	10	20	.333
Utah	3	15	.167	9	21	.300

ARIZONA vs. ARIZONA STATE

Pac-12: Sun Devils lead series, 33-27

1986-87	Wildcats	72-55	ASU
	Wildcats	77-67	UA
1987-88	Sun Devils	65-64	ASU
	Sun Devils	63-56	UA
1988-89	Wildcats	77-70	UA
	Wildcats	87-74	ASU
1989-90	Sun Devils	84-78	ASU
	Sun Devils	91-85	UA
1990-91	Sun Devils	84-65	UA
	Wildcats	69-66	OT ASU
1991-92	Sun Devils	84-66	ASU
	Sun Devils	84-82	UA
1992-93	Sun Devils	73-72	UA
	Sun Devils	75-58	ASU
1993-94	Wildcats	89-62	ASU
	Wildcats	104-69	UA
1994-95	Wildcats	79-71	UA
	Wildcats	81-72	ASU
1995-96	Wildcats	78-63	ASU
	Wildcats	83-72	UA
1996-97	Wildcats	72-66	UA
	Wildcats	66-42	ASU
1997-98	Wildcats	70-60	ASU
	Wildcats	92-57	UA
1998-99	Wildcats	70-61	UA
	Wildcats	76-67	OT ASU
1999-00	Wildcats	60-58	UA
	Wildcats	72-61	ASU
2000-01	Sun Devils	67-57	ASU
	Sun Devils	70-67	OT UA
2001-02	Sun Devils	87-64	ASU
	Wildcats	72-66	UA
	Sun Devils	66-58	UW (2)
2002-03	Sun Devils	73-58	ASU
	Wildcats	72-52	UA
2003-04	Wildcats	81-60	UA
	Sun Devils	68-60	ASU
2004-05	Sun Devils	47-69	ASU
	Wildcats	56-49	UA
2005-06	Sun Devils	83-59	UA
	Sun Devils	81-45	ASU
2006-07	Sun Devils	89-62	ASU
	Sun Devils	59-54	UA
2007-08	Sun Devils	75-65	UA
	Sun Devils	67-64	ASU
2008-09	Sun Devils	75-38	ASU
	Sun Devils	60-53	UA
2009-10	Sun Devils	73-67	UA
	Sun Devils	57-49	ASU
2010-11	Sun Devils	75-43	ASU
	Wildcats	73-61	UA
2011-12	Sun Devils	60-45	ASU
	Sun Devils	70-63	UA
	Sun Devils	68-53	USC(10)
2012-13	Sun Devils	81-77	OT2 UA
	Sun Devils	59-58	ASU
2013-14	Sun Devils	60-36	ASU
	Wildcats	68-49	UA
2014-15	Sun Devils	88-41	UA
	Sun Devils	71-54	ASU

ARIZONA vs. CALIFORNIA

Pac-12: Series tied, 28-28

1986-87	Golden Bears	97-62	CAL
	Golden Bears	84-77	OT UA
1987-88	Wildcats	79-75	CAL
	Wildcats	68-56	UA
1988-89	Golden Bears	75-59	CAL
	Wildcats	71-70	UA
1989-90	Golden Bears	89-77	CAL
	Wildcats	90-78	OT UA
1990-91	Golden Bears	80-73	UA
	Golden Bears	91-80	CAL
1991-92	Golden Bears	91-67	CAL
	Golden Bears	91-85	UA
1992-93	Wildcats	73-72	OT CAL
	Golden Bears	81-74	UA
1993-94	Wildcats	88-70	CAL
	Wildcats	84-70	UA
1994-95	Wildcats	92-67	UA
	Golden Bears	94-66	CAL

1995-96	Wildcats	102-66	UA
	Wildcats	85-82	CAL
1996-97	Wildcats	79-59	CAL
	Wildcats	87-64	UA
1997-98	Wildcats	81-44	UA
	Wildcats	67-57	CAL
1998-99	Wildcats	77-58	CAL
	Wildcats	74-65	UA
1999-00	Wildcats	71-58	UA
	Wildcats	64-58	CAL
2000-01	Wildcats	79-68	CAL
	Wildcats	75-62	UA
2001-02	Wildcats	66-61	UA
	Wildcats	76-68	CAL
2002-03	Wildcats	83-53	CAL
	Wildcats	68-51	UA
2003-04	Wildcats	70-68	CAL
	Wildcats	77-59	UA
2004-05	Wildcats	80-69	UA
	Golden Bears	61-70	CAL
2005-06	Wildcats	80-76	CAL
	Golden Bears	73-56	UA
2006-07	Golden Bears	65-48	CAL
	Golden Bears	86-64	UA
2007-08	Golden Bears	66-45	UA
	Golden Bears	66-45	CAL
2008-09	Golden Bears	56-46	UA
	Golden Bears	51-48	CAL
2009-10	Golden Bears	73-53	CAL
	Golden Bears	58-52	UA
2010-11	Golden Bears	80-60	CAL
	Golden Bears	73-63	UA
2011-12	Golden Bears	78-74	UA
2012-13	Golden Bears	91-86	CAL
2013-14	Golden Bears	79-64	CAL
	Golden Bears	65-49	UA
2014-15	Golden Bears	68-56	CAL
	Golden Bears	65-46	UA

ARIZONA vs. COLORADO

Pac-12: Buffaloes lead series, 8-0

2011-12	Buffaloes	56-54	UA
	Buffaloes	69-59	COLO
2012-13	Buffaloes	79-36	COLO
	Buffaloes	55-42	UA
2013-14	Buffaloes	68-47	COLO
	Buffaloes	61-56	(OT) UA
2014-15	Buffaloes	81-69	COLO
	Buffaloes	66-51	UA

ARIZONA vs. OREGON

Pac-12: Ducks lead series, 30-28

1986-87	Ducks	83-63	UO
	Ducks	67-66	UA
1987-88	Ducks	74-69	UA
	Ducks	69-61	UO
1988-89	Ducks	87-67	UO
	Wildcats	92-78	UA
1989-90	Ducks	84-73	UA
	Wildcats	79-74	UO
1990-91	Ducks	97-67	UO
	Ducks	107-75	UA
1991-92	Ducks	91-67	UA
	Wildcats	76-74	UO
1992-93	Wildcats	79-70	UA
	Ducks	77-63	UO
1993-94	Ducks	78-66	UO
	Ducks	82-70	UA
1994-95	Wildcats	78-74	UA
	Ducks	73-55	UO
1995-96	Ducks	55-47	UA
	Wildcats	56-51	UO
1996-97	Wildcats	60-57	UO
	Ducks	85-81	UA
1997-98	Ducks	68-66	UO
	Wildcats	68-48	UA
1998-99	Wildcats	78-74	UA
	Ducks	82-76	UO
1999-00	Wildcats	73-66	UO
	Ducks	75-71	UA
2000-01	Wildcats	88-76	UA
	Ducks	83-78	UO

2001-02	Ducks	72-53	UO
	Wildcats	84-68	UA
2002-03	Wildcats	96-65	UA
	Wildcats	71-66	UO
2003-04	Wildcats	70-66	UO
	Wildcats	84-58	UA
2004-05	Wildcats	69-60	UA
	Ducks	51-69	UO
2005-06	Wildcats	81-72	OT UA
	Ducks	78-58	UO
	Wildcats	64-57	SJ(5)
2006-07	Ducks	86-73	UO
	Ducks	59-54	UA
2007-08	Ducks	59-53	UO
	Wildcats	65-60	UA
2008-09	Ducks	68-55	UO
	Wildcats	65-44	UA
2009-10	Wildcats	119-112	UA
	Ducks	92-74	UO
2010-11	Wildcats	109-94	UA
	Wildcats	88-65	UO
	Wildcats	90-89	USC(8)
2011-12	Ducks	87-73	UO
2012-13	Wildcats	100-68	UA
2013-14	Ducks	84-72	UA
	Ducks	90-78	UO
2014-15	Wildcats	81-78	OT UA
	Ducks	75-61	UO

ARIZONA vs. OREGON STATE

Pac-12: Wildcats lead series, 31-29

1986-87	Beavers	68-55	OSU
	Wildcats	69-68	UA
1987-88	Beavers	65-63	UA
	Beavers	78-48	OSU
1988-89	Beavers	73-59	OSU
	Beavers	71-76	UA
1989-90	Wildcats	66-50	UA
	Wildcats	70-65	OT OSU
1990-91	Beavers	95-62	OSU
	Beavers	97-63	OSU
1991-92	Wildcats	79-68	UA
	Beavers	84-68	OSU
1992-93	Wildcats	69-62	UA
	Wildcats	63-49	OSU
1993-94	Beavers	90-84	OSU
	Wildcats	97-84	UA
1994-95	Beavers	79-64	UA
	Beavers	93-69	OSU
1995-96	Wildcats	72-58	UA
	Beavers	76-66	OSU
1996-97	Beavers	85-76	OSU
	Wildcats	72-56	UA
1997-98	Wildcats	84-58	OSU
	Wildcats	75-74	UA
1998-99	Wildcats	91-60	UA
	Wildcats	66-53	OSU
1999-00	Wildcats	65-49	OSU
	Wildcats	79-77	OT UA
2000-01	Wildcats	83-73	UA
	Beavers	67-66	OSU
2001-02	Beavers	71-56	OSU
	Beavers	88-85	OT UA
2002-03	Wildcats	71-66	UA
	Beavers	71-65	OT OSU
2003-04	Wildcats	70-56	SJ(5)
	Wildcats	65-54	OSU
	Wildcats	77-54	UA
	Wildcats	81-58	SJ(5)
2004-05	Wildcats	86-65	UA
	Wildcats	78-59	OSU
2005-06	Beavers	64-48	UA
	Beavers	91-83	OSU
2006-07	Beavers	69-62	OSU
	Wildcats	65-61	UA
	Wildcats	69-54	SJ(5)
2007-08	Beavers	94-88	OT OSU
	Wildcats	71-63	UA
	Beavers	46-31	SJ(5)
2008-09	Beavers	68-43	OSU
	Beavers	68-44	UA
2009-10	Wildcats	62-53	UA
	Wildcats	60-55	OSU

since becoming a member of the Pac-12

2010-11	Wildcats	67-65	UA
	Wildcats	50-46	OSU
2011-12	Wildcats	58-56	OSU
2012-13	Beavers	57-48	UA
2013-14	Beavers	64-50	UA
	Beavers	78-48	OSU
2014-15	Beavers	73-55	UA
	Beavers	73-48	OSU

ARIZONA vs. STANFORD

Pac-12: Cardinal leads series, 55-7

1986-87	Cardinal	87-57	STAN
	Cardinal	62-57	UA
1987-88	Cardinal	101-71	STAN
	Cardinal	64-49	UA
1988-89	Cardinal	94-68	STAN
	Cardinal	95-56	UA
1989-90	Cardinal	92-69	STAN
	Cardinal	113-70	UA
1990-91	Cardinal	94-65	UA
	Cardinal	116-79	STAN
1991-92	Cardinal	92-77	STAN
	Cardinal	97-66	UA
1992-93	Cardinal	69-52	STAN
	Cardinal	70-69	UA
1993-94	Cardinal	87-64	STAN
	Cardinal	88-57	UA
1994-95	Cardinal	86-51	UA
	Cardinal	100-72	STAN
1995-96	Cardinal	77-55	UA
	Cardinal	77-61	STAN
1996-97	Cardinal	91-68	STAN
	Cardinal	90-65	UA
1997-98	Wildcats	91-90	UA
	Cardinal	108-90	STAN
1998-99	Cardinal	79-64	STAN
	Wildcats	81-67	UA
1999-00	Cardinal	98-95	UA
	Wildcats	79-72	STAN
2000-01	Wildcats	68-65	STAN
	Cardinal	74-66	UA
2001-02	Cardinal	81-57	UA
	Cardinal	76-62	STAN
2002-03	Cardinal	82-74	STAN
	Wildcats	79-64	UA
	Cardinal	59-49	SJ(5)
2003-04	Cardinal	62-84	STAN
	Wildcats	88-83	UA
	Cardinal	51-46	SJ(5)
2004-05	Cardinal	66-78	UA
	Cardinal	74-91	STAN
2005-06	Cardinal	82-51	STAN
	Cardinal	87-76	UA
	Cardinal	77-50	SJ(5)
2006-07	Cardinal	86-58	STAN
	Cardinal	86-76	UA
	Cardinal	65-56	SJ(5)
2007-08	Cardinal	89-64	UA
	Cardinal	69-46	STAN
2008-09	Cardinal	70-61	UA
	Cardinal	70-67	STAN
	Cardinal	77-46	USC(6)
2009-10	Cardinal	83-62	STAN
	Cardinal	75-48	UA
	Cardinal	72-52	USC(6)
2010-11	Cardinal	87-54	STAN
	Cardinal	91-61	UA
	Cardinal	100-71	LA(9)
2011-12	Cardinal	91-52	UA
2012-13	Cardinal	73-43	STAN
2013-14	Cardinal	96-52	UA
	Cardinal	74-48	STAN
2014-15	Cardinal	77-47	STAN
	Wildcats	60-57	UA

since becoming a member of the Pac-12

ARIZONA vs. UCLA
Pac-12: Bruins lead series, 39-18

1986-87	Bruins	66-65	UA
	Bruins	65-59	UCLA
1987-88	Bruins	87-62	UCLA
	Bruins	81-63	UA
1988-89	Bruins	93-69	UCLA
	Bruins	75-64	UA
1989-90	Bruins	80-72	UA
	Bruins	73-69	UCLA
1990-91	Bruins	115-102	UCLA
	Bruins	112-98	UA
1991-92	Bruins	97-63	UA
	Bruins	83-67	UCLA
1992-93	Bruins	91-77	UA
	Wildcats	91-83	UCLA
1993-94	Wildcats	83-78	UA
	Bruins	85-69	UCLA
1994-95	Wildcats	64-61	UCLA
	Wildcats	63-61	UA
1995-96	Bruins	89-85	OT UCLA
	Wildcats	95-66	UA
1996-97	Wildcats	69-45	UA
	Wildcats	90-78	UCLA
1997-98	Wildcats	82-71	UCLA
	Wildcats	84-73	UA
1998-99	Bruins	84-77	UA
	Bruins	85-77	UCLA
1999-00	Bruins	79-68	UA
	Bruins	80-66	UCLA
2000-01	Bruins	59-56	OT UCLA
	Wildcats	89-79	UA
2001-02	Wildcats	71-60	UCLA
	Wildcats	77-62	UA
2002-03	Wildcats	80-61	UA
	Bruins	48-47	UCLA
2003-04	Wildcats	70-54	UA
	Bruins	87-68	UCLA
2004-05	Wildcats	84-73	UCLA
	Wildcats	76-73	UA
2005-06	Bruins	84-77	UCLA
	Bruins	90-64	UA
2006-07	Bruins	76-73	UA
	Wildcats	66-63	UCLA
2007-08	Bruins	68-59	UA
	Bruins	80-70	UCLA
2008-09	Bruins	48-38	UA
	Bruins	58-39	UCLA
2009-10	Bruins	67-58	UA
	Bruins	70-61	UCLA
2010-11	Bruins	70-60	UCLA
	Bruins	74-70	UA
2011-12	Wildcats	74-66	UA
	Bruins	72-58	UCLA
2012-13	Bruins	73-53	UCLA
	Bruins	68-57	UA
2013-14	Bruins	67-61	UA
2014-15	Bruins	75-41	UCLA
	Bruins	80-62	SEA

ARIZONA vs. USC
Pac-12: Trojans lead series, 39-20

1986-87	Trojans	96-60	UA
	Trojans	96-57	USC
1987-88	Trojans	94-79	USC
	Trojans	92-69	UA
1988-89	Trojans	85-78	USC
	Wildcats	94-84	UA
1989-90	Wildcats	58-53	UA
	Trojans	65-64	OT USC
1990-91	Trojans	88-74	USC
	Trojans	81-68	UA
1991-92	Trojans	80-60	UA
	Trojans	71-68	USC
1992-93	Trojans	68-54	UA
	Trojans	78-62	USC
1993-94	Trojans	76-65	UA
	Trojans	85-63	USC
1994-95	Trojans	85-54	USC
	Trojans	71-63	UA
1995-96	Wildcats	87-72	USC
	Wildcats	78-73	UA

1996-97	Trojans	87-72	UA
	Wildcats	82-64	USC
1997-98	Wildcats	81-69	USC
	Wildcats	72-53	UA
1998-99	Wildcats	73-63	UA
	Wildcats	68-62	USC
1999-00	Wildcats	67-52	UA
	Trojans	80-68	USC
2000-01	Trojans	81-67	USC
	Wildcats	77-61	UA
2001-02	Wildcats	78-74	USC
	Trojans	71-64	UA
2002-03	Wildcats	79-76	UA
	Wildcats	78-64	USC
2003-04	Wildcats	75-64	UA
	Trojans	68-66	USC
2004-05	Trojans	54-67	USC
	Wildcats	87-74	UA
	Trojans	66-74	SJ(7)
2005-06	Trojans	76-60	USC
	Trojans	73-72	UA
2006-07	Trojans	77-68	USC
	Trojans	66-42	UA
2007-08	Trojans	77-70	UA
	Wildcats	64-62	USC
2008-09	Trojans	71-77	OT UA
	Wildcats	74-61	USC
2009-10	Trojans	81-78	OT USC
	Trojans	55-53	USC
2010-11	Trojans	81-72	USC
	Wildcats	84-74	UA
	Wildcats	72-61	USC(8)
2011-12	Trojans	72-67	UA
	Trojans	78-62	USC
2012-13	Trojans	74-57	USC
	Trojans	74-62	UA
2013-14	Trojans	54-45	UA
	Trojans	59-54	SEA(12)
2014-15	Trojans	77-51	USC

ARIZONA vs. UTAH
Pac-12: Utes lead series, 6-3

2011-12	Utes	65-60	UA
	Utes	73-67	UTAH
2012-13	Wildcats	62-58	UTAH
	Wildcats	61-52	UA
	Utes	66-48	SEA(12)
2013-14	Wildcats	62-58	UTAH
	Wildcats	61-52	UA
2014-15	Wildcats	62-48	UTAH
	Wildcats	64-42	UA

ARIZONA vs. WASHINGTON
Pac-12: Huskies lead series, 38-20

1986-87	Huskies	82-60	UA
	Huskies	75-52	UA
1987-88	Huskies	95-44	UW
	Huskies	73-52	UA
1988-89	Huskies	72-60	UA
	Huskies	94-75	UW
1989-90	Huskies	88-63	UW
	Huskies	67-43	UA
1990-91	Huskies	94-71	UA
	Huskies	91-62	UW
1991-92	Huskies	86-61	UW
	Wildcats	78-70	UA
1992-93	Huskies	82-62	UW
	Huskies	72-69	UA
1993-94	Huskies	66-49	UA
	Huskies	79-76	UW
1994-95	Huskies	79-71	UW
	Huskies	71-68	UA
1995-96	Huskies	77-67	UW
	Wildcats	78-63	UA
1996-97	Wildcats	80-67	UA
	Huskies	76-59	UW
1997-98	Wildcats	93-62	UA
	Huskies	77-73	UW
1998-99	Huskies	73-63	UW
	Wildcats	84-58	UA
1999-00	Wildcats	96-85	UW
	Wildcats	96-81	UA

2000-01	Wildcats	88-72	UA
	Huskies	98-88	UW
2001-02	Wildcats	83-69	UA
	Huskies	77-73	UW
2002-03	Huskies	60-59	UW
	Wildcats	79-66	UA
	Wildcats	74-51	SJ(5)
2003-04	Wildcats	89-74	UA
	Wildcats	71-54	UW
	Wildcats	77-55	SJ(5)
2004-05	Wildcats	67-63	UW
	Huskies	60-64	UA
2005-06	Huskies	66-54	UA
	Huskies	91-73	UW
2006-07	Huskies	83-66	UW
	Huskies	79-64	UA
2007-08	Huskies	74-59	UW
	Huskies	60-58	UA
2008-09	Wildcats	65-61	UW
	Wildcats	72-62	UA
2009-10	Huskies	69-59	UW
	Wildcats	80-50	UA
2010-11	Wildcats	61-58	UA
	Wildcats	74-66	UW
2011-12	Huskies	77-48	UW
	Huskies	68-59	UA
2012-13	Huskies	76-65	UW
	Huskies	74-65	UA
2013-14	Huskies	55-52	UW
2014-15	Huskies	79-69	UW

ARIZONA vs. WASHINGTON STATE
Pac-12: Wildcats lead series, 33-25

1986-87	Wildcats	83-74	UA
	Cougars	70-67	WSU
1987-88	Cougars	90-62	WSU
	Cougars	70-52	UA
1988-89	Cougars	82-72	UA
	Wildcats	74-68	WSU
1989-90	Cougars	88-63	WSU
	Cougars	87-72	OT UA
1990-91	Cougars	70-65	UA
	Cougars	85-75	WSU
1991-92	Cougars	77-62	WSU
	Cougars	81-73	UA
1992-93	Wildcats	64-55	WSU
	Wildcats	72-64	UA
1993-94	Wildcats	82-71	UA
	Wildcats	71-68	WSU
1994-95	Cougars	78-72	WSU
	Cougars	83-65	UA
1995-96	Cougars	71-65	WSU
	Cougars	76-67	UA
1996-97	Wildcats	76-46	UA
	Wildcats	62-53	WSU
1997-98	Cougars	64-61	UA
	Wildcats	71-66	WSU
1998-99	Cougars	87-77	WSU
	Wildcats	85-64	UA
1999-00	Wildcats	83-68	WSU
	Wildcats	81-52	UA
2000-01	Wildcats	97-58	UA
	Cougars	93-86	WSU
2001-02	Wildcats	107-57	UA
	Wildcats	106-60	WSU
2002-03	Wildcats	86-65	WSU
	Wildcats	80-50	UA
2003-04	Wildcats	78-51	UA
	Wildcats	77-72	WSU
2004-05	Wildcats	54-51	WSU
	Wildcats	89-60	UA
2005-06	Wildcats	61-52	UA
	Cougars	84-77	WSU
2006-07	Wildcats	59-57	WSU
	Wildcats	55-51	UA
2007-08	Wildcats	73-63	WSU
	Cougars	67-54	UA
2008-09	Cougars	68-58	WSU
	Cougars	63-56	UA
	Wildcats	79-72	USC(6)
2009-10	Wildcats	67-60	WSU
	Wildcats	73-66	UA
	Wildcats	62-60	USC(6)

2010-11	Wildcats	64-58	UA
	Wildcats	78-61	WSU
2011-12	Cougars	78-68	WSU
	Wildcats	90-51	UA
2012-13	Wildcats	71-65	WSU
	Cougars	60-50	UA
2013-14	Cougars	61-59	WSU
2014-15	Cougars	81-70	WSU

ARIZONA STATE vs. CALIFORNIA
Pac-12: Golden Bears lead series, 31-27

1986-87	Sun Devils	86-78	CAL
	Golden Bears	95-77	ASU
1987-88	Golden Bears	74-68	CAL
	Golden Bears	74-67	ASU
1988-89	Sun Devils	81-78	CAL
	Golden Bears	77-75	ASU
1989-90	Golden Bears	83-74	CAL
	Golden Bears	83-77	ASU
1990-91	Sun Devils	84-77	ASU
	Golden Bears	80-78	CAL
1991-92	Sun Devils	92-88	CAL
	Sun Devils	63-52	ASU
1992-93	Golden Bears	70-66	CAL
	Golden Bears	79-74	ASU
1993-94	Golden Bears	79-69	CAL
	Golden Bears	104-94	ASU
1994-95	Sun Devils	77-62	ASU
	Golden Bears	98-73	CAL
1995-96	Golden Bears	101-79	ASU
	Golden Bears	77-68	CAL
1996-97	Golden Bears	88-58	CAL
	Sun Devils	65-54	ASU
1997-98	Sun Devils	75-54	ASU
	Golden Bears	65-58	CAL
1998-99	Golden Bears	74-60	CAL
	Golden Bears	67-63	ASU
1999-00	Sun Devils	69-59	ASU
	Golden Bears	60-55	OT CAL
2000-01	Sun Devils	58-47	CAL
	Sun Devils	70-58	ASU
2001-02	Sun Devils	63-49	ASU
	Sun Devils	56-40	CAL
2002-03	Golden Bears	72-67	CAL
	Sun Devils	61-47	ASU
	Golden Bears	46-38	SJ(5)
2003-04	Sun Devils	56-52	CAL
	Sun Devils	62-43	ASU
2004-05	Sun Devils	66-57	ASU
	Sun Devils	76-59	CAL
2005-06	Golden Bears	66-64	CAL
	Sun Devils	62-43	ASU
2006-07	Sun Devils	74-58	CAL
	Sun Devils	66-54	ASU
	Sun Devils	60-53	SJ(5)
2007-08	Golden Bears	64-51	ASU
	Golden Bears	70-60	CAL
	Golden Bears	71-65	SJ(5)
2008-09	Golden Bears	54-53	ASU
	Sun Devils	63-41	CAL
2009-10	Sun Devils	63-61	CAL
	Sun Devils	57-50	ASU
	Golden Bears	60-50	USC(6)
2010-11	Golden Bears	67-55	CAL
	Sun Devils	45-44	ASU
	Golden Bears	48-43	USC(8)
2011-12	Golden Bears	67-62	ASU
2012-13	Golden Bears	66-53	CAL
2013-14	Sun Devils	68-59	ASU
	Golden Bears	74-63	CAL
2014-15	Sun Devils	67-52	CAL
	Golden Bears	50-49	ASU

ARIZONA STATE vs. COLORADO
Pac-12: Series tied, 4-4

2011-12	Buffaloes	64-43	ASU
	Buffaloes	60-47	COLO
2012-13	Buffaloes	57-43	COLO
	Buffaloes	71-63	ASU
2013-14	Sun Devils	68-66	COLO
	Sun Devils	55-51	ASU
2014-15	Sun Devils	68-60	COLO
	Sun Devils	59-46	ASU

since becoming a member of the Pac-12

ARIZONA STATE vs. OREGON

Pac-12: Sun Devils lead series, 31-27

1986-87	Ducks	84-70	UO
	Ducks	83-82 OT	ASU
1987-88	Sun Devils	70-60	ASU
	Ducks	73-61	UO
1988-89	Ducks	89-75	UO
	Ducks	75-74	ASU
1989-90	Sun Devils	81-68	ASU
	Ducks	83-72	UO
1990-91	Ducks	81-77	UO
	Ducks	69-67	ASU
1991-92	Ducks	78-72	ASU
	Sun Devils	89-76	UO
1992-93	Sun Devils	79-42	ASU
	Sun Devils	77-63	UO
1993-94	Ducks	73-59	UO
	Ducks	97-84	ASU
1994-95	Sun Devils	79-77	ASU
	Ducks	83-44	UO
1995-96	Ducks	72-52	ASU
	Ducks	64-51	UO
1996-97	Ducks	74-62	UO
	Ducks	65-45	ASU
1997-98	Ducks	100-61	UO
	Ducks	69-67 OT	ASU
1998-99	Ducks	68-52	ASU
	Ducks	58-53	UO
1999-00	Ducks	64-51	UO
	Ducks	67-56	ASU
2000-01	Sun Devils	73-63	ASU
	Ducks	63-56	UO
2001-02	Sun Devils	86-72	UO
	Sun Devils	69-58	ASU
	Sun Devils	64-58	UO(3)
2002-03	Sun Devils	76-63	ASU
	Ducks	68-52	UO
2003-04	Sun Devils	69-67	UO
	Sun Devils	48-47	ASU
2004-05	Sun Devils	74-65	ASU
	Ducks	59-66	UO
	Sun Devils	54-47	SJ(5)
2005-06	Sun Devils	44-43	ASU
	Sun Devils	62-52	UO
2006-07	Sun Devils	80-70	UO
	Sun Devils	61-48	ASU
2007-08	Sun Devils	63-50	UO
	Sun Devils	52-51	ASU
2008-09	Sun Devils	81-53	UO
	Sun Devils	68-56	ASU
2009-10	Sun Devils	73-68	ASU
	Ducks	82-81	UO
2010-11	Sun Devils	86-67	ASU
	Sun Devils	75-66	UO
2011-12	Sun Devils	53-49	UO
2012-13	Sun Devils	60-45	ASU
2013-14	Sun Devils	97-94	ASU
	Ducks	98-90	UO
2014-15	Sun Devils	70-58	ASU
	Sun Devils	72-52	UO

ARIZONA STATE vs. OREGON STATE

Pac-12: Sun Devils lead series, 35-23

1986-87	Beavers	90-72	OSU
	Beavers	75-58	ASU
1987-88	Beavers	66-61	ASU
	Beavers	64-61	OSU
1988-89	Beavers	78-60	OSU
	Beavers	65-62	ASU
1989-90	Sun Devils	66-57	ASU
	Sun Devils	60-58	OSU
1990-91	Beavers	80-69	OSU
	Sun Devils	81-64	ASU
1991-92	Sun Devils	71-69	ASU
	Sun Devils	72-69	OSU
1992-93	Sun Devils	79-66	ASU
	Beavers	81-71	OSU
1993-94	Beavers	78-71	OSU
	Beavers	82-70	ASU
1994-95	Beavers	77-42	ASU
	Beavers	92-49	OSU

1995-96	Beavers	74-54	ASU
	Beavers	73-62	OSU
1996-97	Beavers	70-59	OSU
	Sun Devils	88-74	ASU
1997-98	Sun Devils	85-79	OSU
	Sun Devils	69-49	ASU
1998-99	Sun Devils	57-53	ASU
	Sun Devils	77-65	OSU
1999-00	Beavers	66-55	OSU
	Sun Devils	75-58	ASU
2000-01	Sun Devils	58-51	ASU
	Beavers	72-64	OSU
2001-02	Beavers	77-70	OSU
	Sun Devils	71-65	ASU
2002-03	Sun Devils	70-58	ASU
	Beavers	70-45	OSU
2003-04	Sun Devils	63-56	OSU
	Sun Devils	73-60	ASU
2004-05	Sun Devils	50-38	ASU
	Sun Devils	66-56	OSU
2005-06	Sun Devils	69-51	ASU
	Sun Devils	77-67	OSU
	Sun Devils	74-66	SJ(5)
2006-07	Sun Devils	59-43	OSU
	Sun Devils	78-63	ASU
2007-08	Sun Devils	69-60	OSU
	Sun Devils	66-42	ASU
2008-09	Sun Devils	61-36	OSU
	Sun Devils	65-54	ASU
2009-10	Sun Devils	56-47	ASU
	Sun Devils	62-49	OSU
2010-11	Sun Devils	49-46	ASU
	Sun Devils	59-54	OSU
	Sun Devils	50-44	USC(8)
2011-12	Beavers	56-51	OSU
2012-13	Sun Devils	66-55	ASU
2013-14	Sun Devils	64-62	ASU
	Beavers	66-43	OSU
2014-15	Beavers	68-57	ASU
	Beavers	70-64	OSU

ARIZONA STATE vs. STANFORD

Pac-12: Cardinal leads series, 53-7

1986-87	Cardinal	92-77	STAN
	Sun Devils	81-71	ASU
1987-88	Cardinal	84-66	STAN
	Cardinal	84-79	ASU
1988-89	Cardinal	87-68	STAN
	Cardinal	108-72	ASU
1989-90	Cardinal	90-63	STAN
	Cardinal	106-64	ASU
1990-91	Cardinal	79-65	ASU
	Cardinal	109-61	STAN
1991-92	Cardinal	89-66	STAN
	Sun Devils	77-65	ASU
1992-93	Cardinal	85-80	STAN
	Cardinal	86-76	ASU
1993-94	Cardinal	113-61	STAN
	Cardinal	85-59	ASU
1994-95	Cardinal	83-59	ASU
	Cardinal	102-52	STAN
1995-96	Cardinal	88-71	ASU
	Cardinal	79-63	STAN
1996-97	Cardinal	96-64	STAN
	Cardinal	81-62	ASU
1997-98	Cardinal	81-54	ASU
	Cardinal	90-71	STAN
1998-99	Cardinal	72-58	STAN
	Cardinal	81-61	ASU
1999-00	Sun Devils	74-68	ASU
	Cardinal	91-67	STAN
2000-01	Cardinal	92-64	STAN
	Cardinal	51-49	ASU
2001-02	Cardinal	75-66	STAN
	Cardinal	62-48	ASU
	Sun Devils	70-63	UO(3)
2002-03	Cardinal	80-63	STAN
	Cardinal	63-53	ASU
2003-04	Cardinal	60-46	STAN
	Sun Devils	73-53	ASU
2004-05	Cardinal	57-68	ASU
	Cardinal	53-67	STAN
	Cardinal	42-56	SJ(5)

2005-06	Cardinal	84-78	STAN
	Sun Devils	62-59	ASU
2006-07	Cardinal	77-71	STAN
	Cardinal	73-65 OT	ASU
	Cardinal	62-55	SJ(5)
2007-08	Cardinal	60-56	ASU
	Cardinal	79-57	STAN
2008-09	Cardinal	54-53	ASU
	Cardinal	77-68	STAN
2009-10	Cardinal	71-48	STAN
	Cardinal	62-43	ASU
2010-11	Cardinal	82-35	STAN
	Cardinal	72-54	ASU
2011-12	Cardinal	62-49	ASU
	Cardinal	52-43	LA(11)
2012-13	Cardinal	69-45	STAN
2013-14	Cardinal	70-58	ASU
	Cardinal	61-35	STAN
2014-15	Sun Devils	60-57	STAN
	Sun Devils	53-52	ASU

ARIZONA STATE vs. UCLA

Pac-12: Bruins lead series, 37-23

1986-87	Bruins	85-78	ASU
	Bruins	88-77	UCLA
1987-88	Bruins	71-64	UCLA
	Bruins	83-62	ASU
1988-89	Bruins	85-81	UCLA
	Sun Devils	86-73	ASU
1989-90	Bruins	77-67	ASU
	Bruins	90-75	UCLA
1990-91	Bruins	81-68	UCLA
	Sun Devils	70-65	ASU
1991-92	Bruins	88-72	ASU
	Sun Devils	99-91	UCLA
1992-93	Bruins	81-63	ASU
	Bruins	72-71	UCLA
1993-94	Bruins	84-59	ASU
	Bruins	93-81	UCLA
1994-95	Bruins	85-64	UCLA
	Bruins	68-63	ASU
1995-96	Bruins	84-74	UCLA
	Sun Devils	71-70	ASU
1996-97	Sun Devils	66-65	ASU
	Bruins	91-61	UCLA
1997-98	Bruins	95-73	UCLA
	Bruins	80-62	ASU
1998-99	Bruins	98-85	ASU
	Bruins	64-61	UCLA
1999-00	Bruins	76-55	ASU
	Bruins	56-47	UCLA
2000-01	Sun Devils	78-68	UCLA
	Sun Devils	78-60	ASU
2001-02	Sun Devils	70-57	UCLA
	Sun Devils	64-42	ASU
2002-03	Bruins	60-58	ASU
	Bruins	71-62	UCLA
2003-04	Sun Devils	73-58	ASU
	Bruins	73-64	UCLA
	Bruins	70-50	SJ(5)
2004-05	Sun Devils	44-42	UCLA
	Sun Devils	80-59	ASU
	Sun Devils	73-71	SJ(5)
2005-06	Bruins	77-69	UCLA
	Sun Devils	87-70	ASU
	Bruins	60-59	SJ(5)
2006-07	Sun Devils	92-52	ASU
	Sun Devils	80-69	UCLA
	Sun Devils	74-64	SJ(5)
2007-08	Sun Devils	62-60	ASU
	Sun Devils	73-67	UCLA
2008-09	Sun Devils	68-44	ASU
	Sun Devils	69-66	UCLA
2009-10	Bruins	74-56	ASU
	Bruins	63-59	UCLA
2010-11	Bruins	70-60	UCLA
	Bruins	61-45	ASU
	Bruins	64-48	ASU
2011-12	Bruins	53-38	UCLA
2012-13	Bruins	54-50	UCLA
	Bruins	58-50	ASU
2013-14	Sun Devils	59-57	ASU
2014-15	Sun Devils	68-56	UCLA

ARIZONA STATE vs. USC

Pac-12: Trojans lead series, 39-20

1986-87	Trojans	87-62	ASU
	Trojans	93-66	USC
1987-88	Trojans	93-77	USC
	Trojans	87-82	ASU
1988-89	Trojans	78-58	USC
	Trojans	70-68	ASU
1989-90	Trojans	82-78	ASU
	Trojans	55-54	USC
1990-91	Trojans	84-67	USC
	Sun Devils	63-62	ASU
	Trojans	98-65	USC
1992-93	Trojans	86-72	ASU
	Sun Devils	64-55	USC
1993-94	Trojans	87-81	ASU
	Trojans	105-67	USC
1994-95	Trojans	91-44	USC
	Trojans	77-65	ASU
1995-96	Trojans	73-61	USC
	Trojans	98-56	ASU
1996-97	Trojans	82-55	ASU
	Trojans	77-63	USC
1997-98	Trojans	68-55	USC
	Trojans	75-62	ASU
1998-99	Trojans	67-54	ASU
	Sun Devils	70-58	USC
1999-00	Sun Devils	78-74 OT	ASU
	Trojans	76-70	USC
2000-01	Sun Devils	67-57	USC
	Sun Devils	67-65	ASU
2001-02	Trojans	68-49	USC
	Sun Devils	67-60	ASU
2002-03	Trojans	58-53	ASU
	Trojans	64-56	USC
2003-04	Trojans	68-65	ASU
	Trojans	65-50	USC
2004-05	Trojans	45-66	USC
	Sun Devils	49-46	ASU
2005-06	Trojans	58-50	USC
	Sun Devils	79-72	ASU
2006-07	Sun Devils	62-54	ASU
	Sun Devils	68-57	USC
2007-08	Sun Devils	66-63	ASU
	Sun Devils	65-57	USC
2008-09	Sun Devils	83-71	ASU
	Sun Devils	72-69	USC
	Trojans	75-70	USC(6)
2009-10	Trojans	60-56	USC
	Trojans	62-52	ASU
2010-11	Sun Devils	62-61	USC
	Sun Devils	69-55	ASU
2011-12	Trojans	60-48	USC
	Trojans	59-53	ASU
2012-13	Sun Devils	60-53	USC
	Trojans	67-60	ASU
2013-14	Sun Devils	94-86 (OT)	ASU
	Trojans	59-57	SEA(12)
2014-15	Sun Devils	94-86 (OT)	ASU
	Trojans	59-57	SEA(12)

ARIZONA STATE vs. UTAH

Pac-12: Sun Devils lead series, 5-2

2011-12	Sun Devils	59-51	ASU
	Utes	50-46	UTAH
2012-13	Utes	54-46	ASU
2013-14	Sun Devils	65-62	UTAH
	Sun Devils	60-40	ASU
2014-15	Sun Devils	58-48	ASU
	Sun Devils	46-42	ASU

ARIZONA STATE vs. WASHINGTON

Pac-12: Huskies lead series, 29-26

1986-87	Sun Devils	78-64	ASU
	Huskies	85-63	UW
1987-88	Huskies	103-49	UW
	Huskies	80-65</	

since becoming a member of the Pac-12

1990-91	Huskies	71-54	ASU
	Huskies	82-61	UW
1991-92	Huskies	66-59	UW
	Huskies	68-66	ASU
1992-93	Sun Devils	82-77	UW
	Sun Devils	74-61	ASU
1993-94	Huskies	69-56	ASU
	Huskies	87-78	UW
1994-95	Huskies	82-37	UW
	Huskies	93-54	ASU
1995-96	Sun Devils	81-77	UW
	Sun Devils	87-72	ASU
1996-97	Huskies	81-73	ASU
	Huskies	68-59	UW
1997-98	Sun Devils	77-76	ASU
	Huskies	62-39	UW
1998-99	Huskies	86-54	UW
	Sun Devils	72-69	OT ASU
1999-00	Huskies	78-76	UW
	Sun Devils	74-53	ASU
2000-01	Huskies	66-62	ASU
	Huskies	79-60	UW
2001-02	Sun Devils	66-61	ASU
	Huskies	68-50	UW
2002-03	Huskies	69-56	UW
	Sun Devils	62-56	ASU
2003-04	Sun Devils	84-81	OT ASU
	Huskies	63-55	UW
2004-05	Huskies	55-63	UW
	Sun Devils	69-48	ASU
2005-06	Sun Devils	64-51	ASU
	Sun Devils	67-61	UW
2006-07	Sun Devils	88-83	ASU
	Sun Devils	75-64	UW
2007-08	Sun Devils	68-62	UW
	Sun Devils	69-53	ASU
	Sun Devils	83-64	SJ(6)
2008-09	Sun Devils	80-64	UW
	Sun Devils	55-32	ASU
2009-10	Huskies	62-56	UW
	Sun Devils	67-61	OT ASU
2010-11	Sun Devils	52-49	ASU
	Sun Devils	71-63	UW
2011-12	Sun Devils	57-53	UW
	Sun Devils	47-41	ASU
2012-13	Huskies	77-74	UW
	Huskies	74-61	ASU
2013-14	Huskies	78-60	ASU
2014-15	Sun Devils	62-48	ASU

ARIZONA STATE vs. WASHINGTON STATE

Pac-12: Sun Devils lead series, 40-18

1986-87	Sun Devils	95-83	OT ASU
	Cougars	75-62	WSU
1987-88	Sun Devils	82-79	WSU
	Sun Devils	86-69	ASU
1988-89	Sun Devils	88-79	ASU
	Cougars	71-60	WSU
1989-90	Cougars	92-80	WSU
	Cougars	67-66	ASU
1990-91	Sun Devils	82-73	ASU
	Cougars	69-58	WSU
1991-92	Cougars	80-78	WSU
	Sun Devils	86-61	ASU
1992-93	Sun Devils	70-59	WSU
	Sun Devils	88-68	ASU
1993-94	Sun Devils	*	ASU
	Sun Devils	77-76	WSU
1994-95	Cougars	82-70	WSU
	Cougars	74-66	ASU
1995-96	Cougars	93-77	WSU
	Sun Devils	88-80	ASU
1996-97	Cougars	86-78	ASU
	Cougars	84-70	WSU
1997-98	Sun Devils	80-60	ASU
	Sun Devils	79-70	WSU
1998-99	Sun Devils	63-54	WSU
	Sun Devils	80-66	ASU
1999-00	Sun Devils	64-54	WSU
	Sun Devils	73-53	ASU
2000-01	Sun Devils	83-70	ASU
	Sun Devils	74-72	WSU

2001-02	Sun Devils	68-40	ASU
	Sun Devils	75-56	WSU
2002-03	Sun Devils	66-58	WSU
	Sun Devils	70-52	ASU
2003-04	Sun Devils	68-66	ASU
	Cougars	75-72	WSU
2004-05	Sun Devils	67-39	WSU
	Sun Devils	59-40	ASU
2005-06	Sun Devils	72-42	ASU
	Sun Devils	75-65	WSU
2006-07	Sun Devils	89-44	ASU
	Sun Devils	66-41	WSU
2007-08	Sun Devils	59-40	WSU
	Sun Devils	59-30	ASU
2008-09	Sun Devils	66-47	WSU
	Sun Devils	55-32	ASU
2009-10	Sun Devils	64-59	WSU
	Cougars	66-62	ASU
2010-11	Cougars	70-65	ASU
	Sun Devils	55-47	WSU
2011-12	Sun Devils	63-46	WSU
	Sun Devils	47-42	ASU
2012-13	Cougars	77-65	WSU
	Cougars	54-43	ASU
	Cougars	48-41	SEA(12)
2013-14	Cougars	85-78	WSU
2014-15	Sun Devils	78-64	ASU
	Sun Devils	67-48	WSU

**Game forfeited by Washington State due to illness*

CALIFORNIA vs. COLORADO

Pac-12: Golden Bears lead series, 8-0

2011-12	Golden Bears	68-55	COLO
	Golden Bears	64-43	CAL
	Golden Bears	68-59	USC(10)
2012-13	Golden Bears	53-49	COLO
	Golden Bears	59-56	CAL
2013-14	Golden Bears	57-55	COLO
2014-15	Golden Bears	75-59	CAL
	Golden Bears	59-46	COLO

CALIFORNIA vs. OREGON

Pac-12: Ducks lead series, 31-28

1986-87	Ducks	94-70	UO
	Golden Bears	87-84	CAL
1987-88	Ducks	94-83	CAL
	Ducks	90-71	UO
1988-89	Ducks	94-64	UO
	Golden Bears	83-80	CAL
1989-90	Ducks	73-65	UO
	Golden Bears	79-72	CAL
1990-91	Golden Bears	94-67	CAL
	Ducks	64-57	UO
1991-92	Golden Bears	84-75	UO
	Golden Bears	85-75	CAL
1992-93	Golden Bears	75-63	UO
	Golden Bears	90-74	CAL
1993-94	Ducks	91-69	CAL
	Ducks	75-36	UO
1994-95	Ducks	77-59	UO
	Ducks	89-73	CAL
1995-96	Ducks	73-56	UO
	Ducks	73-54	CAL
1996-97	Ducks	68-64	CAL
	Ducks	71-42	UO
1997-98	Ducks	68-66	UO
	Ducks	82-66	CAL
1998-99	Ducks	64-49	UO
	Ducks	80-57	CAL
1999-00	Ducks	67-51	CAL
	Ducks	75-63	UO
2000-01	Ducks	86-56	UO
	Golden Bears	68-57	CAL
2001-02	Ducks	65-53	CAL
	Ducks	76-43	UO
2002-03	Ducks	70-67	UO
	Ducks	54-52	CAL
2003-04	Golden Bears	61-57	CAL
	Ducks	77-62	UO
	Golden Bears	82-57	SJ (5)
2004-05	Ducks	50-81	UO
	Ducks	51-58	CAL

2005-06	Ducks	70-41	UO
	Golden Bears	49-39	CAL
2006-07	Golden Bears	65-56	CAL
	Ducks	62-42	UO
	Golden Bears	63-51	SJ (5)
2007-08	Golden Bears	61-52	CAL
	Golden Bears	53-34	CAL
	Golden Bears	67-60	SJ (5)
2008-09	Golden Bears	65-50	UO
	Golden Bears	84-42	CAL
2009-10	Golden Bears	72-62	UO
	Golden Bears	79-73	CAL
	Golden Bears	71-57	UO (4)
2010-11	Golden Bears	81-65	UO
	Ducks	60-46	CAL
2011-12	Golden Bears	90-67	CAL
	Golden Bears	83-71	ORE
2012-13	Golden Bears	72-45	ORE
2013-14	Golden Bears	101-98	(OT)CAL
2014-15	Golden Bears	74-59	ORE

CALIFORNIA vs. OREGON STATE

Pac-12: Golden Bears lead series, 33-21

1986-87	Beavers	69-67	OSU
	Golden Bears	94-71	CAL
1987-88	Golden Bears	66-58	CAL
	Golden Bears	79-75	OT OSU
1988-89	Beavers	64-59	OSU
	Golden Bears	70-60	CAL
1989-90	Golden Bears	76-65	OSU
	Golden Bears	83-72	CAL
1990-91	Golden Bears	89-70	CAL
	Beavers	72-59	OSU
1991-92	Golden Bears	78-71	OSU
	Golden Bears	78-67	CAL
1992-93	Beavers	75-73	OSU
	Beavers	73-61	CAL
1993-94	Beavers	90-75	CAL
	Beavers	88-79	OSU
1994-95	Beavers	101-76	OSU
	Golden Bears	77-75	CAL
1995-96	Beavers	93-70	OSU
	Beavers	88-76	CAL
1996-97	Golden Bears	62-57	CAL
	Beavers	81-67	OSU
1997-98	Golden Bears	77-64	CAL
	Beavers	73-69	OSU
1998-99	Beavers	54-52	OSU
	Golden Bears	63-58	CAL
1999-00	Beavers	53-50	CAL
	Beavers	52-33	OSU
2000-01	Golden Bears	79-72	OSU
	Golden Bears	72-60	CAL
2001-02	Beavers	80-52	CAL
	Beavers	74-69	OT OSU
2002-03	Beavers	68-37	OSU
	Golden Bears	70-55	CAL
2003-04	Beavers	70-67	CAL
	Golden Bears	66-57	OSU
2004-05	Beavers	77-71	OSU
	Golden Bears	74-62	CAL
2005-06	Golden Bears	71-50	OSU
	Beavers	63-55	CAL
2006-07	Golden Bears	63-57	CAL
	Golden Bears	67-61	2OT OSU
2007-08	Golden Bears	61-45	CAL
	Golden Bears	56-45	OSU
2008-09	Golden Bears	77-72	OSU
	Golden Bears	62-40	CAL
2009-10	Golden Bears	79-75	2OT OSU
	Golden Bears	66-62	CAL
2010-11	Golden Bears	60-47	OSU
	Golden Bears	58-49	CAL
2011-12	Golden Bears	73-56	CAL
	Golden Bears	75-68	OSU
2012-13	Golden Bears	60-38	OSU
2013-14	Golden Bears	72-63	CAL
2014-15	Beavers	73-55	CAL

CALIFORNIA vs. STANFORD

Pac-12: Cardinal leads series, 55-7

1986-87	Cardinal	77-59	STAN
	Golden Bears	84-68	CAL
1987-88	Cardinal	95-71	CAL
	Cardinal	94-79	STAN
1988-89	Cardinal	77-59	STAN
	Cardinal	87-79	CAL
1989-90	Cardinal	87-60	CAL
	Cardinal	112-84	STAN
1990-91	Cardinal	113-79	STAN
	Cardinal	93-80	CAL
1991-92	Golden Bears	74-65	CAL
	Cardinal	83-81	STAN
1992-93	Cardinal	89-63	STAN
	Golden Bears	64-59	CAL
1993-94	Cardinal	92-75	CAL
	Cardinal	111-64	STAN
1994-95	Cardinal	99-65	STAN
	Cardinal	91-67	CAL
1995-96	Cardinal	80-55	CAL
	Cardinal	87-36	STAN
1996-97	Cardinal	95-44	STAN
	Cardinal	82-50	CAL
1997-98	Cardinal	72-52	CAL
	Cardinal	79-51	STAN
1998-99	Cardinal	80-67	STAN
	Cardinal	77-67	CAL
1999-00	Cardinal	83-57	STAN
	Cardinal	81-56	CAL
2000-01	Cardinal	63-56	CAL
	Golden Bears	82-73	STAN
2001-02	Cardinal	79-52	STAN
	Cardinal	79-51	CAL
2002-03	Cardinal	72-48	STAN
	Cardinal	53-50	CAL
	Cardinal	60-35	SJ(5)
2003-04	Cardinal	63-53	CAL
	Cardinal	61-53	STAN
	Cardinal	80-55	SJ(6)
2004-05	Cardinal	53-88	STAN
	Cardinal	50-91	CAL
	Cardinal	40-81	SJ(7)
2005-06	Cardinal	87-75	STAN
	Cardinal	55-46	CAL
2006-07	Cardinal	69-44	CAL
	Golden Bears	72-57	STAN
2007-08	Cardinal	72-52	STAN
	Cardinal	60-58	CAL
	Cardinal	56-35	SJ(5)
2008-09	Golden Bears	57-54	CAL
	Cardinal	58-41	STAN
2009-10	Cardinal	79-58	STAN
	Cardinal	63-48	CAL
	Cardinal	64-44	USC(6)
2010-11	Cardinal	78-45	CAL
	Cardinal	75-51	STAN
2011-12	Cardinal	74-71	STAN
	Cardinal	86-61	CAL
	Cardinal	77-62	LA(11)
2012-13	Cardinal	62-53	CAL
	Golden Bears	67-55	STAN
2013-14	Cardinal	70-64	STAN
	Cardinal	79-64	CAL
2014-15	Cardinal	59-47	CAL
	Golden Bears	63-63	CAL
	Cardinal	61-60	SEA

CALIFORNIA vs. UCLA

Pac-12: Bruins lead series, 41-19

1986-87	Bruins	77-72	CAL
	Bruins	92-80	UCLA
1987-88	Bruins	75-50	
	Golden Bears	71-68	UCLA
	Bruins	81-63	CAL
1988-89	Bruins	72-57	UCLA
	Golden Bears	92-82	CAL
1989-90	Bruins	70-68	UCLA
	Bruins	80-66	CAL
1990-91	Bruins	102-83	CAL
	Bruins	96-78	UCLA
1991-92	Golden Bears	74-71	CAL
	Bruins	101-87	UCLA
1993-93	Golden Bears	78-70	CAL
	Bruins	85-68	UCLA
1993-94	Bruins	79-56	UCLA
	Bruins	90-85	CAL
1994-95	Golden Bears	97-84	CAL
	Bruins	87-67	UCLA
1995-96	Bruins	74-65	CAL
	Bruins	71-66	UCLA
1996-97	Bruins	74-65	UCLA
	Bruins	82-56	CAL
1997-98	Bruins	74-53	UCLA
	Bruins	86-54	CAL
1998-99	Bruins	87-62	CAL
	Bruins	76-61	UCLA
1999-00	Bruins	74-67	CAL
	Golden Bears	61-53	UCLA
2000-01	Golden Bears	58-57	UCLA
	Golden Bears	83-59	CAL
2001-02	Bruins	64-48	CAL
	Bruins	58-48	UCLA
	Bruins	46-42	UO(3)
2002-03	Golden Bears	69-61	UCLA
	Bruins	72-54	CAL
2003-04	Bruins	67-66	UCLA
	Bruins	97-69	CAL
2004-05	Bruins	70-85	CAL
	Bruins	61-73	UCLA
2005-06	Golden Bears	65-58	CAL
	Bruins	90-87	OT UCLA
	Bruins	80-63	SJ(5)
2006-07	Bruins	77-68	OT UCLA
	Golden Bears	88-69	CAL
2007-08	Golden Bears	73-70	OT UCLA
	Golden Bears	67-53	CAL
2008-09	Golden Bears	64-48	CAL
	Bruins	71-56	UCLA
2009-10	Bruins	57-46	UCLA
	Bruins	44-32	CAL
2010-11	Bruins	65-56	CAL
	Bruins	63-48	UCLA
	Bruins	63-50	LA(9)
2011-12	Bruins	60-55	UCLA
	Golden Bears	67-58	CAL
2012-13	Golden Bears	70-65	CAL
	Golden Bears	79-51	UCLA
2013-14	Golden Bears	69-53	CAL
	Golden Bears	77-72	UCLA
2014-15	Golden Bears	72-57	UCLA
	Golden Bears	70-64	CAL

CALIFORNIA vs. USC

Pac-12: Trojans lead series, 30-29

1986-87	Golden Bears	102-85	CAL
	Trojans	105-63	USC
1987-88	Trojans	98-66	USC
	Trojans	99-97	OT CAL
1988-89	Golden Bears	83-61	USC
	Golden Bears	115-106	CAL
1989-90	Golden Bears	55-50	USC
	Golden Bears	58-52	CAL
1990-91	Golden Bears	92-66	CAL
	Trojans	74-48	USC
1991-92	Golden Bears	77-70	CAL
	Trojans	68-62	USC
1992-93	Golden Bears	68-55	CAL
	Trojans	76-71	OT USC
1993-94	Trojans	97-60	USC
	Trojans	99-81	CAL

1994-95	Trojans	90-71	CAL
	Trojans	87-82	USC
1995-96	Trojans	87-80	OT CAL
	Trojans	89-71	USC
1996-97	Trojans	91-57	USC
	Trojans	66-63	CAL
1997-98	Trojans	59-50	USC
	Trojans	62-50	CAL
1998-99	Golden Bears	61-51	CAL
	Trojans	76-71	USC
1999-00	Golden Bears	81-64	CAL
	Trojans	81-78	USC
2000-01	Golden Bears	61-55	USC
	Trojans	83-59	CAL
2001-02	Trojans	69-53	CAL
	Trojans	68-58	USC
2002-03	Trojans	83-62	USC
	Golden Bears	60-50	CAL
2003-04	Trojans	67-47	USC
	Golden Bears	68-59	CAL
2004-05	Trojans	71-76	USC
	Trojans	69-103	CAL
2005-06	Golden Bears	73-68	CAL
	Golden Bears	72-67	USC
2006-07	Golden Bears	62-53	USC
	Golden Bears	86-79	OT CAL
2007-08	Golden Bears	57-52	USC
	Golden Bears	60-55	OT CAL
2008-09	Golden Bears	73-71	CAL
	Golden Bears	66-64	USC
	Trojans	69-67	USC(6)
2009-10	Trojans	67-64	USC
	Golden Bears	61-55	CAL
2010-11	Golden Bears	82-71	CAL
	Trojans	80-67	USC
2011-12	Trojans	74-54	USC
	Trojans	76-75	OT CAL
2012-13	Golden Bears	71-63	OT CAL
	Golden Bears	72-64	USC
	Golden Bears	78-59	SEA(12)
2013-14	Trojans	70-77	CAL
	Golden Bears	76-67	USC
2014-15	Golden Bears	67-53	USC
	Trojans	65-54	CAL

CALIFORNIA vs. UTAH

Pac-12: Golden Bears lead series, 4-0

2011-12	Golden Bears	63-56	UTAH
	Golden Bears	60-46	CAL
2012-13	Golden Bears	71-54	CAL
2013-14	Golden Bears	68-59	UTAH
2014-15	Golden Bears	67-49	CAL

CALIFORNIA vs. WASHINGTON

Pac-12: Huskies lead series, 40-18

1986-87	Huskies	84-74	UW
	Golden Bears	92-84	CAL
1987-88	Huskies	89-70	UW
	Huskies	97-74	CAL
1988-89	Huskies	58-55	CAL
	Huskies	78-68	UW
1989-90	Huskies	69-64	CAL
	Huskies	81-61	UW
1990-91	Huskies	78-57	UW
	Huskies	81-58	CAL
1991-92	Golden Bears	67-66	UW
	Golden Bears	66-55	CAL
1992-93	Huskies	62-61	UW
	Huskies	73-66	CAL
1993-94	Huskies	95-70	UW
	Huskies	88-70	CAL
1994-95	Huskies	70-61	CAL
	Huskies	89-69	UW
1995-96	Huskies	82-69	CAL
	Huskies	93-58	UW
1996-97	Huskies	67-56	UW
	Huskies	85-62	CAL
1997-98	Huskies	72-51	CAL
	Huskies	83-78	OT UW
1998-99	Huskies	71-49	UW
	Golden Bears	58-56	CAL
1999-00	Golden Bears	72-59	UW
	Golden Bears	51-49	CAL

2000-01	Huskies	69-68	CAL
	Huskies	78-71	UW
2001-02	Huskies	85-46	UW
	Huskies	64-53	CAL
2002-03	Huskies	76-59	CAL
	Huskies	74-54	UW
2003-04	Huskies	65-54	UW
	Huskies	72-67	CAL
2004-05	Huskies	52-65	CAL
	Huskies	76-80	UW
2005-06	Huskies	62-55	UW
	Golden Bears	81-58	CAL
2006-07	Golden Bears	72-49	UW
	Huskies	79-76	OT CAL
2007-08	Golden Bears	66-40	CAL
	Huskies	74-66	UW
2008-09	Golden Bears	62-34	CAL
	Golden Bears	70-40	UW
	Golden Bears	61-41	USC(6)
2009-10	Golden Bears	60-43	CAL
	Golden Bears	75-68	WASH
2010-11	Huskies	57-48	WASH
	Huskies	60-49	CAL
	Golden Bears	58-48	USC(8)
2011-12	Golden Bears	71-47	CAL
2012-13	Golden Bears	78-50	UW
2013-14	Golden Bears	70-65	UW
	Huskies	70-65	CAL
2014-15	Huskies	79-77	UW
	Golden Bears	82-58	CAL
	Golden Bears	69-53	SEA

CALIFORNIA vs. WASHINGTON STATE

Pac-12: Golden Bears lead series, 37-22

1986-87	Golden Bears	67-66	WSU
	Golden Bears	72-68	CAL
1987-88	Cougars	79-56	WSU
	Golden Bears	84-69	CAL
1988-89	Golden Bears	80-71	CAL
	Cougars	92-89	WSU
1989-90	Golden Bears	91-64	CAL
	Cougars	87-67	WSU
1990-91	Cougars	77-60	WSU
	Golden Bears	86-80	CAL
1991-92	Cougars	83-76	WSU
	Golden Bears	69-58	CAL
1992-93	Golden Bears	75-65	WSU
	Golden Bears	79-65	CAL
1993-94	Cougars	88-82	WSU
	Cougars	77-62	CAL
1994-95	Golden Bears	87-83	CAL
	Cougars	78-64	WSU
1995-96	Cougars	90-77	CAL
	Golden Bears	91-83	WSU
1996-97	Cougars	79-53	WSU
	Cougars	83-70	CAL
1997-98	Cougars	72-65	CAL
	Cougars	87-64	WSU
1998-99	Cougars	73-54	WSU
	Golden Bears	83-68	CAL
1999-00	Cougars	72-65	WSU
	Golden Bears	65-59	CAL
2000-01	Golden Bears	69-56	CAL
	Cougars	74-59	WSU
2001-02	Golden Bears	62-50	WSU
	Golden Bears	76-63	CAL
2002-03	Golden Bears	73-61	CAL
	Cougars	67-64	WSU
2003-04	Golden Bears	85-71	WSU
	Cougars	64-59	CAL
2004-05	Golden Bears	64-56	CAL
	Cougars	69-79	WSU
	Golden Bears	70-52	SJ(5)
2005-06	Golden Bears	53-47	WSU
	Golden Bears	61-51	CAL
2006-07	Golden Bears	55-48	WSU
	Golden Bears	72-45	CAL
2007-08	Golden Bears	99-44	CAL
	Golden Bears	61-47	WSU
2008-09	Golden Bears	68-45	CAL
	Golden Bears	77-57	WSU
2009-10	Golden Bears	75-68	CAL
	Golden Bears	75-68	OT WSU

since becoming a member of the Pac-12

2010-11	Cougars	77-63	WSU
	Cougars	68-66	CAL
2011-12	Golden Bears	60-55	CAL
	Golden Bears	64-49	LA(11)
2012-13	Golden Bears	73-60	WSU
2013-14	Golden Bears	87-70	WSU
	Golden Bears	75-68	(OT) CAL
	Cougars	91-83	SEA(12)
2014-15	Golden Bears	70-62	WSU
	Golden Bears	57-54	CAL

COLORADO vs. OREGON

Pac-12: Series tied, 3-3

2011-12	Ducks	67-62	UO
	Ducks	64-62	COLO
2012-13	Buffaloes	84-59	COLO
	Buffaloes	60-48	UO
2013-14	Buffaloes	81-75	UO
2014-15	Ducks	66-44	COLO

COLORADO vs. OREGON STATE

Pac-12: Series tied, 3-3

2011-12	Beavers	65-45	OSU
	Buffaloes	67-57	COLO
2012-13	Buffaloes	61-47	COLO
	Buffaloes	66-63	OT OSU
2013-14	Beavers	75-63	OSU
2014-15	Beavers	66-44	COLO

COLORADO vs. STANFORD

Pac-12: Cardinal lead series, 8-0

2011-12	Cardinal	80-54	STAN
	Cardinal	68-46	COLO
2012-13	Cardinal	57-40	COLO
	Cardinal	69-56	STAN
	Cardinal	61-47	SEA(12)
2013-14	Cardinal	87-77	COLO
	Cardinal	69-54	SEA(12)
2014-15	Cardinal	62-55	STAN

COLORADO vs. UCLA

Pac-12: Bruins lead series, 4-3

2011-12	Bruins	62-54	UCLA
2012-13	Bruins	62-46	COLO
2013-14	Buffaloes	61-59	UCLA
	Buffaloes	62-42	COLO
	Buffaloes	76-65	SEA(12)
2014-15	Bruins	90-84	COLO
	Bruins	72-65	UCLA

COLORADO vs. USC

Pac-12: Trojans lead series, 4-3

2011-12	Buffaloes	69-67	USC
2012-13	Buffaloes	65-49	COLO
2013-14	USC	55-45	USC
	USC	66-59	COLO
2014-15	USC	81-61	COLO
	USC	66-51	USC
	Buffaloes	75-63	SEA

COLORADO vs. UTAH

Pac-12: Buffaloes lead series, 7-2

2011-12	Buffaloes	58-52	UTAH
	Utes	61-56	COLO
	Buffaloes	55-41	USC(10)
2012-13	Buffaloes	67-57	COLO
	Buffaloes	56-43	UTAH
2013-14	Utes	58-55	UTAH
	Buffaloes	61-45	COLO
2014-15	Buffaloes	77-72	OT COLO

since becoming a member of the Pac-12

COLORADO vs. WASHINGTON STATE

Pac-12: Series tied, 3-3

2011-12	Buffaloes	57-56	WSU
2012-13	Buffaloes	59-45	COLO
2013-14	Cougars	70-60	WSU
	Cougars	80-77	COLO
2014-15	Cougars	73-68	WSU
	Buffaloes	72-51	COLO

OREGON vs. OREGON STATE

Pac-12: Ducks lead series, 40-20

1986-87	Ducks	65-63	UO
	Ducks	71-51	OSU
1987-88	Ducks	58-47	UO
	Ducks	53-51	OSU
1988-89	Ducks	67-59	OSU
	Ducks	52-51	OSU
	Ducks	61-55	UO
1989-90	Ducks	76-61	OSU
	Ducks	82-63	UO
1990-91	Beavers	74-58	UO
	Ducks	65-63	OSU
1991-92	Ducks	83-81	OSU
	Ducks	62-59	UO
1992-93	Beavers	67-63	UO
	Beavers	66-56	OSU
1993-94	Beavers	86-68	OSU
	Ducks	54-46	UO
1994-95	Ducks	66-56	UO
	Beavers	96-86	OSU
1995-96	Beavers	58-57	OSU
	Ducks	69-60	UO
1996-97	Ducks	77-59	UO
	Ducks	76-59	OSU
1997-98	Ducks	80-57	OSU
	Ducks	77-67	UO
1998-99	Ducks	59-46	UO
	Ducks	60-52	OSU
1999-00	Ducks	68-51	OSU
	Ducks	60-53	UO
2000-01	Ducks	71-67	OSU
	Ducks	72-60	UO
2001-02	Beavers	61-53	UO
	Ducks	84-83	OSU
	Ducks	50-48	UO(4)
2002-03	Beavers	67-51	OSU
	Ducks	68-58	UO
2003-04	Ducks	56-54	UO
	Beavers	75-61	OSU
2004-05	Ducks	82-58	OSU
	Ducks	64-55	UO
2005-06	Beavers	63-61	OSU
	Ducks	54-45	UO
2006-07	Beavers	65-59	UO
	Ducks	70-63	OSU
2007-08	Ducks	76-72	OSU
	Ducks	60-49	UO
2008-09	Beavers	61-42	UO
	Beavers	70-41	OSU
2009-10	Ducks	86-71	OSU
	Ducks	82-62	UO
2010-11	Ducks	81-72	UO
	Beavers	61-59	OSU
2011-12	Beavers	67-60	OSU
	Beavers	68-53	UO
2012-13	Beavers	63-53	UO
	Beavers	68-49	OSU
2013-14	Beavers	88-80	UO
	Beavers	80-74	OSU
2014-15	Beavers	70-37	OSU
	Beavers	77-48	UO

OREGON vs. STANFORD

Pac-12: Cardinal leads series, 49-7

1986-87	Ducks	65-51	UO
	Ducks	63-54	STAN
1987-88	Cardinal	84-48	STAN
	Cardinal	65-57	UO
1988-89	Cardinal	92-69	UO
	Cardinal	107-73	STAN
1989-90	Cardinal	76-57	UO
	Cardinal	75-45	STAN

1990-91	Cardinal	88-61	STAN
	Cardinal	103-60	UO
1991-92	Cardinal	74-57	UO
	Cardinal	92-70	STAN
1992-93	Cardinal	91-72	UO
	Cardinal	86-52	STAN
1993-94	Cardinal	81-60	STAN
	Cardinal	72-60	UO
1994-95	Cardinal	70-57	UO
	Cardinal	97-55	STAN
1995-96	Cardinal	61-42	UO
	Cardinal	74-65	STAN
1996-97	Cardinal	85-61	STAN
	Cardinal	69-66	UO
1997-98	Cardinal	97-72	STAN
	Cardinal	79-71	UO
1998-99	Ducks	63-59	UO
	Cardinal	82-73	STAN
1999-00	Cardinal	78-62	STAN
	Ducks	61-57	UO
2000-01	Ducks	72-54	UO
	Cardinal	63-54	STAN
2001-02	Cardinal	91-76	UO
	Cardinal	77-72	STAN
2002-03	Cardinal	75-74	UO
	Cardinal	85-54	STAN
2003-04	Cardinal	77-51	STAN
	Ducks	67-66	UO
2004-05	Ducks	62-58	UO
	Cardinal	45-76	STAN
2005-06	Cardinal	76-64	UO
	Cardinal	79-58	STAN
2006-07	Cardinal	70-48	STAN
	Cardinal	74-56	UO
2007-08	Cardinal	83-49	STAN
	Cardinal	72-43	UO
2008-09	Cardinal	85-57	STAN
	Cardinal	68-49	UO
2009-10	Cardinal	100-80	UO
	Cardinal	104-60	STAN
2010-11	Cardinal	91-56	UO
	Cardinal	99-60	STAN
2011-12	Cardinal	93-70	STAN
	Cardinal	81-46	UO
2012-13	Cardinal	86-62	UO
	Cardinal	74-50	STAN
2013-14	Cardinal	96-66	STAN
2014-15	Cardinal	62-55	UO

OREGON vs. UCLA

Pac-12: Bruins lead series, 31-26

1986-87	Bruins	75-71	UCLA
	Ducks	77-57	UO
1987-88	Bruins	77-70	UCLA
	Bruins	74-65	UO
1988-89	Ducks	75-65	UO
	Ducks	76-60	UCLA
1989-90	Ducks	80-66	UO
	Bruins	79-65	UCLA
1990-91	Bruins	93-67	UCLA
	Bruins	82-74	UO
1991-92	Bruins	92-71	UCLA
	Bruins	83-76	UO
1992-93	Bruins	79-75	UCLA
	Ducks	89-78	UO
1993-94	Ducks	82-77	UO
	Ducks	76-68	UCLA
1994-95	Ducks	84-59	UCLA
	Ducks	83-65	UO
1995-96	Ducks	75-48	UO
	Bruins	83-64	UCLA
1996-97	Ducks	76-64	UCLA
	Ducks	64-61	UO
1997-98	Bruins	80-75	UO
	Bruins	82-54	UCLA
1998-99	Bruins	76-72	UCLA
	Ducks	106-79	UO
1999-00	Ducks	67-58	UCLA
	Ducks	89-72	UO
2000-01	Ducks	54-43	UO
	Bruins	70-68	UCLA
2001-02	Ducks	76-67	UCLA
	Ducks	76-54	UO

2002-03	Bruins	93-68	UO
	Bruins	56-54	UCLA
	Bruins	71-58	SU(5)
2003-04	Bruins	63-57	UO
	Ducks	61-55	UCLA
2004-05	Bruins	54-70	UCLA
	Ducks	78-71	UO
2005-06	Bruins	82-63	UCLA
	Bruins	66-65	UO
2006-07	Bruins	77-70	UCLA
	Ducks	76-60	UO
2007-08	Bruins	63-59	UCLA
	Ducks	66-55	UO
2008-09	Ducks	73-56	UCLA
	Bruins	70-69	UO
2009-10	Bruins	104-80	UCLA
	Bruins	91-75	UO
2010-11	Bruins	87-57	UCLA
	Bruins	75-48	UO
2011-12	Ducks	83-62	UCLA
2012-13	Bruins	89-80	UO
2013-14	Bruins	88-83	UCLA
	Bruins	103-83	UO
2014-15	Ducks	62-46	UO
	Ducks	67-65	UO

OREGON vs. USC

Pac-12: Trojans lead series, 39-18

1986-87	Trojans	66-64	USC
	Ducks	79-78	UO
1987-88	Trojans	82-56	USC
	Trojans	68-61	UO
1988-89	Ducks	71-56	UO
	Trojans	71-68	USC
1989-90	Ducks	80-58	UO
	Trojans	66-61	USC
1990-91	Trojans	80-71	USC
	Trojans	67-44	UO
1991-92	Trojans	83-55	USC
	Trojans	81-76	UO
1992-93	Trojans	78-69	USC
	Trojans	80-61	UO
1993-94	Trojans	47-45	UO
	Trojans	84-75	USC
1994-95	Trojans	78-77	USC
	Ducks	76-50	UO
1995-96	Trojans	75-66	OT UO
	Ducks	67-53	USC
1996-97	Trojans	73-65	USC
	Ducks	70-53	UO
1997-98	Ducks	79-65	UO
	Ducks	76-58	USC
1998-99	Ducks	77-53	USC
	Ducks	73-61	UO
1999-00	Trojans	74-73	USC
	Trojans	69-63	UO
2000-01	Trojans	55-53	UO
	Ducks	74-66	USC
2001-02	Trojans	83-73	USC
	Ducks	75-65	UO
2002-03	Ducks	79-73	UO
	Ducks	75-70	USC
2003-04	Trojans	69-55	UO
	Trojans	71-56	USC
2004-05	Trojans	72-77	USC
	Ducks	81-59	UO
2005-06	Trojans	72-48	USC
	Trojans	69-64	UO
2006-07	Trojans	79-71	OT2 USC
	Ducks	73-63	UO
2007-08	Trojans	46-42	USC
	Trojans	67-58	UO
2008-09	Trojans	66-56	USC
	Trojans	94-64	UO
2009-10	Ducks	85-77	USC
	Trojans	87-84	UO
2010-11	Trojans	80-75	USC(6)
	Trojans	79-76	USC
2011-12	Trojans	85-63	UO
	Trojans	92-73	USC
2012-13	Trojans	67-62	UO
2013-14	Trojans	109-85	USC
	Trojans	88-78	UO

2014-15	Trojans	70-54	USC
	Ducks	63-57	UO

OREGON vs. UTAH

Pac-12: Utes lead, 4-2

2011-12	Ducks	72-67	UO
	Utes	65-47	UTAH
2012-13	Utes	67-47	UTAH
	Utes	70-52	UO
2013-14	Utes	93-71	UO
2014-15	Utes	66-64	UO

OREGON vs. WASHINGTON

Pac-12: Huskies lead series, 35-29

1986-87	Huskies	69-57	UW
	Ducks	79-69	UO
1987-88	Huskies	68-67	UO
	Huskies	68-51	UW
1988-89	Huskies	71-59	UW
	Ducks	89-76	UO
1989-90	Huskies	73-57	UW
	Huskies	62-52	UO
1990-91	Huskies	55-50	UO
	Huskies	65-55	UW
1991-92	Huskies	71-66	UO
	Huskies	69-66	UW
1992-93	Huskies	87-74	UW
	Huskies	59-51	UO
1993-94	Ducks	70-67	UW
	Ducks	62-41	UO
1994-95	Ducks	83-61	UO
	Huskies	85-78	UW
1995-96	Huskies	82-66	UW
	Ducks	60-53	UO
1996-97	Ducks	67-60	UO
	Ducks	67-63	UW
1997-98	Ducks	76-59	UW
	Ducks	72-57	UO
1998-99	Ducks	70-56	UO
	Ducks	67-57	UW
1999-00	Ducks	65-71	UO
	Ducks	70-69	UW
2000-01	Ducks	67-53	UW
	Ducks	64-60	OT UO
2001-02	Ducks	69-56	UO
	Huskies	88-80	UW
	Ducks	78-64	UO(3)
	Ducks	77-73	UW(4)
2002-03	Huskies	79-60	UW
	Huskies	75-59	UO
2003-04	Huskies	95-50	UW
	Huskies	67-56	UO
2004-05	Ducks	86-77	UO
	Huskies	57-81	UW
2005-06	Ducks	64-50	SJ(5)
	Ducks	81-73	UO
	Huskies	61-55	UW
2006-07	Huskies	60-56	UO
	Huskies	61-46	UW
2007-08	Ducks	66-64	UO
	Huskies	61-60	UW
2008-09	Ducks	75-55	UW
	Ducks	77-69	UO
	Huskies	69-43	USC(6)
2009-10	Ducks	82-71	UO
	Huskies	62-53	UW
2010-11	Ducks	68-64	UO
	Huskies	90-76	OT UW
2011-12	Ducks	88-86	UO
	Huskies	72-69	UW
	Huskies	72-56	USC(10)
2012-13	Huskies	66-53	UW
	Huskies	97-71	UO
	Huskies	69-62	SEA(12)
2013-14	Ducks	101-85	UO
	Huskies	108-100	UW
2014-15	Huskies	91-69	UO
	Huskies	70-55	UW</

since becoming a member of the Pac-12

OREGON vs. WASHINGTON STATE

Pac-12: Ducks lead series, 47-15

1986-87	Ducks	101-55	WSU
	Ducks	74-70	UO
1987-88	Ducks	78-59	UO
	Ducks	64-62	WSU
1988-89	Cougars	80-77	WSU
	Ducks	87-76	OT UO
1989-90	Ducks	68-65	WSU
	Ducks	62-52	UO
1990-91	Cougars	102-69	UO
	Cougars	76-72	WSU
1991-92	Ducks	69-54	UO
	Ducks	65-60	WSU
1992-93	Cougars	66-54	UO
	Ducks	88-75	WSU
1993-94	Ducks	70-69	WSU
	Ducks	80-62	UO
1994-95	Ducks	84-66	UO
	Ducks	81-75	WSU
1995-96	Cougars	72-59	WSU
	Ducks	58-49	UO
1996-97	Ducks	80-46	UO
	Ducks	62-52	WSU
1997-98	Ducks	94-71	Hawaii(7)
	Ducks	62-57	WSU
	Ducks	61-51	UO
1998-99	Ducks	72-64	UO
	Ducks	65-54	WSU
1999-00	Ducks	77-65	UO
	Ducks	73-68	WSU
2000-01	Cougars	67-64	WSU
	Cougars	77-76	UO
2001-02	Ducks	76-47	UO
	Ducks	88-47	WSU
	Ducks	85-67	UO(3)
2002-03	Ducks	73-69	WSU
	Ducks	85-52	UO
2003-04	Ducks	60-50	WSU
	Ducks	74-52	UO
2004-05	Ducks	69-50	UO
	Ducks	62-47	WSU
2005-06	Ducks	54-50	UO
	Cougars	68-53	WSU
2006-07	Ducks	66-55	UO
	Ducks	51-34	WSU
2007-08	Ducks	64-45	UO
	Ducks	70-67	WSU
	Ducks	66-45	SJ(5)
2008-09	Ducks	57-41	WSU
	Cougars	58-45	UO
2009-10	Ducks	98-92	UO
	Cougars	67-53	WSU
2010-11	Ducks	77-72	UO
	Cougars	90-96	WSU
2011-12	Cougars	75-47	UO
	Ducks	67-62	WSU
2012-13	Ducks	70-68	WSU
	Ducks	65-60	UO
2013-14	Ducks	82-66	UO
	Cougars	108-88	WSU
	Cougars	107-100	SEA(12)
2014-15	Cougars	79-76	UO
	Ducks	70-69	WSU
	Cougars	66-64	SEA

OREGON STATE vs. STANFORD

Pac-12: Cardinal leads series, 51-6

1986-87	Beavers	70-53	OSU
	Cardinal	58-56	STAN
1987-88	Cardinal	71-48	STAN
	Cardinal	65-56	OSU
1988-89	Cardinal	74-65	OSU
	Cardinal	93-56	STAN
1989-90	Cardinal	84-62	OSU
	Cardinal	94-48	STAN
1990-91	Cardinal	99-81	STAN
	Beavers	87-61	OSU
1991-92	Beavers	75-69	OSU
	Cardinal	103-68	STAN
1992-93	Cardinal	70-60	OSU
	Cardinal	84-69	STAN

1993-94	Cardinal	88-67	STAN
	Cardinal	81-60	OSU
1994-95	Beavers	78-73	OSU
	Cardinal	76-66	STAN
1995-96	Cardinal	69-54	OSU
	Cardinal	86-62	STAN
1996-97	Cardinal	72-54	STAN
	Cardinal	79-67	OSU
1997-98	Cardinal	93-66	STAN
	Cardinal	97-74	OSU
1998-99	Cardinal	83-63	OSU
	Cardinal	73-61	STAN
1999-00	Cardinal	78-58	STAN
	Cardinal	58-54	OSU
2000-01	Beavers	81-65	OSU
	Cardinal	87-76	STAN
2001-02	Cardinal	91-54	STAN
	Cardinal	89-67	OSU
	Cardinal	71-55	UO(3)
2002-03	Cardinal	62-51	OSU
	Cardinal	71-46	STAN
2003-04	Cardinal	88-65	STAN
	Cardinal	67-66	OSU
2004-05	Cardinal	45-83	STAN
	Cardinal	41-84	OSU
2005-06	Cardinal	80-60	OSU
	Cardinal	87-54	STAN
2006-07	Cardinal	69-55	STAN
	Cardinal	70-55	OSU
2007-08	Cardinal	81-45	STAN
	Cardinal	69-59	OSU
	Cardinal	64-41	SJ(5)
2008-09	Cardinal	69-54	OSU
	Cardinal	72-43	STAN
2009-10	Cardinal	63-47	STAN
	Cardinal	82-48	OSU
2010-11	Cardinal	74-44	OSU
	Cardinal	73-37	STAN
2011-12	Cardinal	67-60	STAN
	Cardinal	78-45	OSU
2012-13	Cardinal	65-45	OSU
	Cardinal	90-53	STAN
2013-14	Cardinal	89-67	STAN
2014-15	Cardinal	69-58	OSU

OREGON STATE vs. UCLA

Pac-12: Bruins lead series, 39-19

1986-87	Beavers	74-69	UCLA
	Bruins	65-53	OSU
1987-88	Bruins	66-51	UCLA
	Bruins	77-60	OSU
1988-89	Beavers	81-58	OSU
	Bruins	77-61	UCLA
1989-90	Bruins	82-60	OSU
	Bruins	74-55	UCLA
1990-91	Bruins	66-55	UCLA
	Beavers	89-83	OSU
1991-92	Bruins	89-71	UCLA
	Bruins	71-70	OSU
1992-93	Beavers	71-67	UCLA
	Beavers	71-68	OSU
1993-94	Bruins	76-61	OSU
	Beavers	83-62	UCLA
1994-95	Bruins	84-73	UCLA
	Beavers	95-75	OSU
1995-96	Beavers	82-70	OSU
	Bruins	68-56	UCLA
1996-97	Bruins	77-54	UCLA
	Bruins	79-68	OSU
1997-98	Bruins	76-72	OSU
	Bruins	81-70	UCLA
1998-99	Bruins	105-50	UCLA
	Bruins	90-68	OSU
1999-00	Bruins	83-60	UCLA
	Beavers	72-52	OSU
2000-01	Beavers	71-58	OSU
	Beavers	65-57	UCLA
2001-02	Beavers	79-65	UCLA
	Beavers	77-36	OSU
2002-03	Bruins	58-54	OSU
	Bruins	82-71	UCLA
2003-04	Beavers	82-68	OSU
	Bruins	91-58	UCLA

2004-05	Bruins	45-73	UCLA
	Bruins	54-74	OSU
2005-06	Bruins	79-64	UCLA
	Bruins	72-59	OSU
2006-07	Beavers	56-52	UCLA
	Bruins	75-65	OSU
2007-08	Bruins	74-70	UCLA
	Bruins	55-52	OSU
2008-09	Bruins	60-53	UCLA
	Beavers	61-58	OSU
	Bruins	61-58	USC(6)
2009-10	Bruins	70-44	UCLA
	Bruins	74-53	OSU
	Bruins	60-44	USC(6)
2010-11	Bruins	58-46	UCLA
	Bruins	58-48	OSU
2011-12	Bruins	69-60	UCLA
2012-13	Bruins	68-64	OSU
2013-14	Bruins	66-63	UCLA
	Beavers	70-54	OSU
2014-15	Beavers	65-47	UCLA
	Beavers	82-64	OSU

OREGON STATE vs. USC

Pac-12: Trojans lead series, 38-20

1986-87	Trojans	99-82	USC
	Trojans	101-84	OSU
1987-88	Trojans	73-62	USC
	Trojans	67-62	OSU
1988-89	Trojans	65-56	OSU
	Trojans	86-68	USC
1989-90	Trojans	50-46	OSU
	Trojans	64-49	USC
1990-91	Beavers	73-71	USC
	Trojans	65-60	OSU
1991-92	Trojans	84-45	USC
	Trojans	78-66	OSU
1992-93	Trojans	82-57	USC
	Beavers	64-59	OSU
1993-94	Trojans	63-56	OSU
	Trojans	69-64	USC
1994-95	Beavers	69-56	USC
	Beavers	92-59	OSU
1995-96	Beavers	64-62	OSU
	Trojans	67-66	USC
1996-97	Trojans	85-72	USC
	Trojans	86-80	OSU
1997-98	Beavers	57-52	OSU
	Trojans	80-68	USC
1998-99	Trojans	53-49	USC
	Beavers	55-49	OSU
1999-00	Beavers	57-53	USC
	Beavers	73-66	OSU
2000-01	Trojans	69-67	OT OSU
	Beavers	78-68	USC
2001-02	Trojans	69-65	USC
	Trojans	60-58	OSU
	Beavers	69-68	UO(3)
2002-03	Beavers	63-61	OSU
	Trojans	87-44	USC
2003-04	Beavers	72-67	OSU
	Beavers	73-66	USC
2004-05	Beavers	51-62	USC
	Trojans	59-69	OSU
2005-06	Trojans	72-62	USC
	Beavers	67-64	OSU
2006-07	Trojans	59-51	USC
	Trojans	68-65	OSU
2007-08	Trojans	59-47	USC
	Beavers	55-54	OSU
2008-09	Trojans	78-54	USC
	Beavers	61-58	OSU
2009-10	Trojans	61-34	USC
	Trojans	53-50	OSU
2010-11	Trojans	53-45	USC
	Trojans	70-51	OSU
2011-12	Beavers	65-61	OT USC
2012-13	Trojans	56-55	OSU
	Trojans	64-57	SEA(12)
2013-14	Trojans	81-60	USC
	Beavers	58-48	OSU
	Trojans	72-61	SEA(12)

2014-15	Beavers	76-66	USC
	Beavers	68-35	OSU

OREGON STATE vs. UTAH

Pac-12: Beavers lead series, 5-2

2011-12	Beavers	62-49	OSU
	Utah	63-56	OT UTAH
2012-13	Utah	66-40	UTAH
	Beavers	54-46	OSU
2013-14	Beavers	60-47	OSU
	Beavers	50-35	SEA(12)
2014-15	Beavers	52-42	UTAH

OREGON STATE vs. WASHINGTON

Pac-12: Huskies lead series, 41-20

1986-87	Huskies	67-51	UW
	Huskies	69-67	OSU
1987-88	Huskies	68-50	OSU
	Huskies	77-49	UW
1988-89	Huskies	71-60	UW
	Huskies	75-63	OSU
1989-90	Huskies	69-47	UW
	Huskies	73-56	OSU
1990-91	Beavers	84-67	OSU
	Huskies	68-61	UW
1991-92	Huskies	59-48	OSU
	Huskies	73-70	UW
1992-93	Huskies	71-57	OSU
	Huskies	81-71	UW
1993-94	Huskies	94-61	UW
	Beavers	67-59	OSU
1994-95	Huskies	63-58	OSU
	Beavers	74-70	UW
1995-96	Beavers	69-66	UW
	Beavers	78-72	OSU
1996-97	Huskies	69-54	OSU
	Huskies	72-68	UW
1997-98	Huskies	78-64	UW
	Huskies	84-74	OSU
1998-99	Huskies	72-67	OSU
	Huskies	73-64	UW
1999-00	Beavers	78-59	OSU
	Beavers	57-50	UW
2000-01	Huskies	69-67	UW
	Huskies	77-70	OSU
2001-02	Huskies	74-58	OSU
	Beavers	73-71	OT UW
2002-03	Huskies	82-56	UW
	Beavers	100-86	OSU
2003-04	Huskies	87-74	UW
	Beavers	62-59	OSU
2004-05	Huskies	64-75	OSU
	Huskies	53-84	OSU
	Huskies	66-81	SJ(5)
2005-06	Huskies	70-53	OSU
	Huskies	66-51	UW
2006-07	Huskies	71-67	OT OSU
	Huskies	70-59	UW
2007-08	Beavers	68-64	OSU
	Huskies	58-53	UW
2008-09	Beavers	69-55	UW
	Beavers	77-63	OSU
2009-10	Huskies	69-64	UW
	Huskies	67-49	OSU
2010-11	Beavers	52-42	USC(6)
	Huskies	55-52	OSU
	Beavers	51-46	UW
2011-12	Beavers	60-55	OSU
	Beavers	78-73	UW
	Huskies	55-49	OSU
2012-13	Huskies	81-77	OT UW
	Huskies	49-44	OSU
2013-14	Beavers	75-68	OSU
	Beavers	77-57	UW
2014-15	Beavers	75-67	OSU
	Huskies	76-67	U

since becoming a member of the Pac-12

OREGON STATE vs. WASHINGTON STATE
Pac-12: Beavers lead series, 37-23

1986-87	Beavers	74-68	WSU
	Beavers	85-68	OSU
1987-88	Beavers	54-53	OSU
	Cougars	77-64	WSU
1988-89	Beavers	66-63	WSU
	Cougars	68-66	OSU
1989-90	Cougars	100-57	WSU
	Beavers	69-63	OSU
1990-91	Cougars	87-63	OSU
	Cougars	61-59	WSU
1991-92	Beavers	81-69	OSU
	Cougars	77-74	WSU
1992-93	Beavers	75-55	OSU
	Cougars	68-67	WSU
1993-94	Cougars	82-77	WSU
	Beavers	81-76	OSU
1994-95	Beavers	80-71	OSU
	Cougars	84-79	WSU
1995-96	Cougars	64-63	WSU
	Beavers	87-50	OSU
1996-97	Beavers	77-58	OSU
	Beavers	67-60	WSU
1997-98	Cougars	69-57	WSU
	Cougars	75-67	OSU
1998-99	Beavers	57-54	OSU
	Cougars	70-52	WSU
1999-00	Beavers	72-52	OSU
	Beavers	65-62	WSU
2000-01	Beavers	64-46	WSU
	Beavers	94-60	OSU
2001-02	Beavers	57-33	OSU
	Beavers	74-52	WSU
2002-03	Beavers	65-62	WSU
	Beavers	62-46	OSU
2003-04	Beavers	62-51	WSU
	Beavers	65-55	OSU
	Beavers	62-42	SJ
2004-05	Beavers	83-55	OSU
	Cougars	63-68	WSU
2005-06	Beavers	68-67	OT
	Beavers	59-50	WSU
	Beavers	77-38	SJ(5)
2006-07	Cougars	58-41	OSU
	Beavers	66-61	WSU
2007-08	Beavers	60-35	OSU
	Cougars	56-52	WSU
2008-09	Cougars	65-52	WSU
	Beavers	52-42	OSU
2009-10	Beavers	63-49	OSU
	Beavers	50-45	WSU
2010-11	Cougars	58-50	OSU
	Cougars	67-64	WSU
2011-12	Cougars	61-54	OT
	Beavers	51-39	WSU
	Cougars	65-56	USC(10)
2012-13	Cougars	76-73	OT
	Cougars	51-49	OSU
2013-14	Beavers	72-57	OSU
	Beavers	67-53	WSU
	Beavers	70-60	SEA(12)

STANFORD vs. UCLA
Pac-12: Cardinal leads series, 58-9

1986-87	Cardinal	62-60	STAN
	Bruins	64-49	UCLA
1987-88	Bruins	74-64	UCLA
	Bruins	75-74	STAN
1988-89	Cardinal	73-71	UCLA
	Cardinal	104-66	STAN
1989-90	Cardinal	98-80	UCLA
	Cardinal	91-65	STAN
1990-91	Cardinal	77-69	STAN
	Cardinal	91-77	UCLA
1991-92	Cardinal	95-92	STAN
	Cardinal	92-69	UCLA
1992-93	Cardinal	79-70	STAN
	Cardinal	71-54	UCLA
1993-94	Bruins	80-73	UCLA
	Cardinal	94-82	STAN
1994-95	Cardinal	88-49	STAN
	Cardinal	84-49	UCLA

1995-96	Cardinal	81-77	STAN
	Cardinal	61-59	UCLA
1996-97	Cardinal	74-62	UCLA
	Cardinal	98-68	STAN
1997-98	Cardinal	75-70	UCLA
	Cardinal	105-80	STAN
1998-99	Bruins	80-72	STAN
	Cardinal	87-84	UCLA
1999-00	Cardinal	83-68	STAN
	Bruins	64-61	UCLA
2000-01	Cardinal	60-52	UCLA
	Cardinal	83-69	STAN
2001-02	Cardinal	81-50	STAN
	Cardinal	98-80	UCLA
	Cardinal	96-61	UO(3)
2002-03	Cardinal	80-78	UCLA
	Cardinal	79-61	STAN
	Cardinal	69-64	SJ(3)
2003-04	Cardinal	78-71	OT
	Cardinal	63-54	STAN
	Cardinal	70-66	SJ(5)
2004-05	Cardinal	100-75	STAN
	Cardinal	81-68	UCLA
2005-06	Cardinal	91-68	STAN
	Bruins	90-80	UCLA
	Bruins	85-76	OT
2006-07	Cardinal	68-59	UCLA
	Cardinal	65-54	STAN
2007-08	Bruins	69-56	UCLA
	Cardinal	75-62	STAN
	Cardinal	78-45	SJ(5)
2008-09	Cardinal	68-51	STAN
	Cardinal	69-58	UCLA
	Cardinal	73-47	USC(6)
2009-10	Cardinal	65-61	UCLA
	Cardinal	74-53	STAN
	Cardinal	70-46	USC(6)
2010-11	Cardinal	64-38	STAN
	Cardinal	67-53	UCLA
	Cardinal	64-55	USC(9)
2011-12	Cardinal	77-50	UCLA
	Cardinal	82-59	STAN
2012-13	Cardinal	75-49	STAN
	Cardinal	68-57	UCLA
	Cardinal	51-49	SEA(12)
2013-14	Cardinal	72-55	STAN
	Cardinal	65-56	UCLA
2014-15	Cardinal	79-70	UCLA
	Cardinal	68-50	STAN
	Cardinal	67-62	SEA

STANFORD vs. USC
Pac-12: Cardinal leads series, 54-10

1986-87	Trojans	72-59	STAN
	Trojans	79-57	STAN
1987-88	Trojans	87-69	USC
	Cardinal	77-67	STAN
1988-89	Cardinal	89-50	USC
	Cardinal	100-85	STAN
1989-90	Cardinal	98-64	USC
	Cardinal	86-60	STAN
1990-91	Cardinal	77-69	STAN
	Cardinal	76-58	USC
1991-92	Cardinal	87-72	STAN
	Cardinal	73-51	USC
	Cardinal	82-62	UW(2)
1992-93	Trojans	67-57	USC
	Cardinal	76-67	STAN
1993-94	Trojans	83-71	USC
	Cardinal	80-50	STAN
1994-95	Cardinal	109-53	STAN
	Cardinal	71-52	USC
1995-96	Cardinal	87-66	STAN
	Cardinal	77-54	USC
1996-97	Cardinal	77-76	USC
	Cardinal	103-69	STAN
1997-98	Cardinal	89-55	USC
	Cardinal	91-63	STAN
1998-99	Cardinal	69-49	STAN
	Cardinal	60-59	USC
1999-00	Cardinal	69-56	STAN
	Cardinal	66-64	USC

2000-01	Cardinal	89-75	USC
	Trojans	62-59	STAN
2001-02	Cardinal	78-66	STAN
	Cardinal	78-60	USC
2002-03	Trojans	75-72	USC
	Cardinal	63-55	STAN
2003-04	Trojans	59-56	USC
	Cardinal	75-57	STAN
2004-05	Cardinal	94-58	STAN
	Cardinal	88-62	USC
	Cardinal	73-69	SJ(5)
2005-06	Cardinal	77-56	STAN
	Cardinal	78-69	USC
	Cardinal	73-44	SJ(5)
2006-07	Cardinal	62-46	USC
	Cardinal	56-53	STAN
	Cardinal	67-52	SJ(5)
2007-08	Trojans	73-72	USC
	Cardinal	77-51	STAN
2008-09	Cardinal	81-53	STAN
	Cardinal	85-74	USC
	Cardinal	89-64	USC(6)
2009-10	Cardinal	82-62	USC
	Cardinal	77-39	STAN
2010-11	Cardinal	95-51	STAN
	Cardinal	78-64	USC
2011-12	Cardinal	61-53	USC
	Cardinal	69-52	STAN
2012-13	Cardinal	75-66	STAN
	Cardinal	79-55	USC
2013-14	Cardinal	86-59	STAN
	Cardinal	64-59	USC
	Trojans	72-68	SEA(12)
2014-15	Cardinal	71-60	USC
	Cardinal	79-60	STAN

STANFORD vs. UTAH
Pac-12: Cardinal leads series, 6-0

2011-12	Cardinal	62-43	UTAH
	Cardinal	69-42	STAN
2012-13	Cardinal	70-56	UTAH
	Cardinal	65-44	STAN
2013-14	Cardinal	87-61	UTAH
2014-15	Cardinal	55-44	STAN

STANFORD vs. WASHINGTON
Pac-12: Cardinal leads series, 44-13

1986-87	Huskies	86-59	UW
	Huskies	67-57	STAN
1987-88	Huskies	77-60	UW
	Cardinal	70-66	STAN
1988-89	Cardinal	72-60	STAN
	Cardinal	69-65	UW
1989-90	Cardinal	102-62	STAN
	Huskies	81-78	UW
1990-91	Cardinal	75-71	UW
	Huskies	69-68	STAN
	Cardinal	73-47	(1)
1991-92	Cardinal	79-69	UW
	Cardinal	83-61	STAN
1992-93	Huskies	73-70	UW
	Cardinal	86-62	STAN
1993-94	Huskies	78-61	UW
	Cardinal	97-70	STAN
1994-95	Cardinal	68-54	STAN
	Cardinal	55-50	UW
1995-96	Cardinal	67-54	STAN
	Cardinal	59-54	UW
1996-97	Cardinal	90-64	UW
	Cardinal	106-76	STAN
1997-98	Cardinal	90-70	STAN
	Cardinal	71-59	UW
1998-99	Cardinal	70-63	UW
	Huskies	74-62	STAN
1999-00	Huskies	85-83	UW
	Cardinal	76-46	STAN
2000-01	Cardinal	76-68	STAN
	Huskies	95-87	UW
2001-02	Cardinal	75-67	UW
	Cardinal	81-65	STAN
2002-03	Cardinal	77-63	STAN
	Huskies	92-68	UW

2003-04	Cardinal	77-69	UW
	Cardinal	85-59	STAN
2004-05	Cardinal	74-61	STAN
	Cardinal	82-60	UW
2005-06	Huskies	77-72	UW
	Cardinal	100-69	STAN
2006-07	Cardinal	77-56	UW
	Cardinal	80-54	STAN
2007-08	Cardinal	77-42	STAN
	Cardinal	73-53	UW
2008-09	Cardinal	112-35	STAN
	Cardinal	76-54	UW
2009-10	Cardinal	66-51	STAN
	Cardinal	58-36	UW
2010-11	Cardinal	80-51	UW
	Cardinal	62-52	STAN
2011-12	Cardinal	65-47	STAN
	Cardinal	76-57	USC(10)
2012-13	Cardinal	71-36	UW
2013-14	Huskies	87-82	UW
	Cardinal	83-60	STAN
2014-15	Cardinal	60-56	UW
	Cardinal	82-69	STAN

STANFORD vs. WASHINGTON STATE
Pac-12: Cardinal leads series, 57-0

1986-87	Cardinal	71-67	WSU
	Cardinal	73-61	STAN
1987-88	Cardinal	59-54	WSU
	Cardinal	66-53	STAN
1988-89	Cardinal	89-60	STAN
	Cardinal	89-67	WSU
1989-90	Cardinal	92-70	STAN
	Cardinal	90-64	WSU
1990-91	Cardinal	80-74	WSU
	Cardinal	93-63	STAN
1991-92	Cardinal	89-71	WSU
	Cardinal	86-63	STAN
1992-93	Cardinal	78-44	WSU
	Cardinal	100-56	STAN
1993-94	Cardinal	82-67	WSU
	Cardinal	87-58	STAN
1994-95	Cardinal	94-59	STAN
	Cardinal	81-47	WSU
1995-96	Cardinal	66-50	STAN
	Cardinal	87-63	WSU
1996-97	Cardinal	84-75	WSU
	Cardinal	82-45	STAN
1997-98	Cardinal	91-53	STAN
	Cardinal	92-74	WSU
1998-99	Cardinal	77-65	WSU
	Cardinal	77-54	STAN
1999-00	Cardinal	83-67	WSU
	Cardinal	78-73	STAN
2000-01	Cardinal	84-67	STAN
	Cardinal	87-78	WSU
2001-02	Cardinal	104-57	WSU
	Cardinal	76-50	STAN
2002-03	Cardinal	85-56	STAN
	Cardinal	84-41	WSU
2003-04	Cardinal	90-69	WSU
	Cardinal	91-67	STAN
2004-05	Cardinal	72-39	STAN
	Cardinal	69-56	WSU
2005-06	Cardinal	76-56	WSU
	Cardinal	78-47	STAN
2006-07	Cardinal	63-55	WSU
	Cardinal	60-34	STAN
2007-08	Cardinal	105-47	STAN
	Cardinal	74-52	WSU
2008-09	Cardinal	102-53	STAN
	Cardinal	76-46	WSU
2009-10	Cardinal	80-43	STAN
	Cardinal	98-67	WSU
2010-11	Cardinal	94-50	WSU
	Cardinal	100-59	STAN
2011-12	Cardinal	75-41	STAN
2012-13	Cardinal	72-50	WSU
	Cardinal	79-60	SEA(12)
2013-14	Cardinal	77-69	WSU

since becoming a member of the Pac-12

UCLA vs. USC

Pac-12: Trojans lead series, 39-21

1986-87	Trojans	76-72	UCLA
	Trojans	81-75	USC
1987-88	Trojans	67-56	UCLA
	Trojans	86-63	USC
1988-89	Bruins	72-62	USC
	Trojans	90-75	UCLA
1989-90	Bruins	83-68	USC
	Bruins	76-72	UCLA
1990-91	Trojans	73-69	UCLA
	Bruins	83-79	USC
1991-92	Trojans	62-60	USC
	Trojans	73-71	USC
1992-93	Trojans	73-60	USC
	Trojans	66-57	UCLA
1993-94	Trojans	85-70	USC
	Trojans	83-66	UCLA
1994-95	Trojans	56-55	UCLA
	Trojans	70-65	USC
1995-96	Trojans	96-77	USC
	Bruins	80-64	UCLA
1996-97	Trojans	60-56	UCLA
	Trojans	87-74	USC
1997-98	Bruins	74-68	USC
	Bruins	87-73	UCLA
1998-99	Bruins	94-53	UCLA
	Bruins	82-64	USC
1999-00	Bruins	82-62	UCLA
	Trojans	69-73	USC
2000-01	Bruins	65-53	UCLA
	Trojans	61-56	USC
2001-02	Trojans	67-57	UCLA
	Trojans	71-58	USC
2002-03	Bruins	72-64	UCLA
	Trojans	72-68	USC
2003-04	Trojans	64-51	USC
	Bruins	68-64	UCLA
2004-05	Bruins	62-61	UCLA
	Trojans	77-80	USC
2005-06	Trojans	73-70	USC
	Trojans	77-73	UCLA
2006-07	Trojans	75-72	UCLA
	Trojans	62-55	USC
2007-08	Trojans	64-56	USC
	Trojans	49-36	UCLA
	Bruins	73-52	SJ(10)
2008-09	Bruins	87-75	UCLA
	Trojans	87-76	USC
2009-10	Trojans	70-63	USC
	Bruins	74-56	UCLA
	Bruins	59-53	USC(6)
2010-11	Bruins	61-42	UCLA
	Bruins	74-67	USC
2011-12	Trojans	47-43	UCLA
	Trojans	66-54	USC
2012-13	Bruins	68-54	USC
	Bruins	63-58	UCLA
2013-14	Bruins	56-54	UCLA
	Trojans	54-68	USC
2014-15	Bruins	59-52	USC
	Bruins	71-60	UCLA

UCLA vs. UTAH

Pac-12: Bruins lead series, 7-0

2011-12	Bruins	65-60	UTAH
2012-13	Bruins	70-42	UCLA
	Bruins	54-43	SEA(12)
2013-14	Bruins	55-38	UCLA
	Bruins	62-52	UTAH
2014-15	Bruins	49-46	UTAH
	Bruins	58-45	UCLA

UCLA vs. WASHINGTON

Pac-12: Huskies lead series, 32-24

1986-87	Huskies	77-64	UW
	Huskies	82-69	UCLA
1987-88	Huskies	82-76	UW
	Huskies	84-70	UCLA
1988-89	Huskies	79-68	UW
	Huskies	64-62	UCLA
1989-90	Huskies	76-63	UCLA
	Huskies	83-68	UW
1990-91	Huskies	75-71	UW
	Huskies	64-54	UCLA
1991-92	Huskies	91-60	UCLA
	Bruins	65-62	UW
1992-93	Bruins	68-59	UCLA
	Huskies	80-72	UW
1993-94	Huskies	86-81	UCLA
	Bruins	65-62	UW
1994-95	Huskies	81-68	UW
	Huskies	57-54	UCLA
1995-96	Huskies	78-66	UCLA
	Huskies	70-48	UW
1996-97	Huskies	98-75	UW
	Huskies	76-75	UCLA
1997-98	Bruins	80-59	UW
	Bruins	96-72	UCLA
1998-99	Bruins	90-53	UCLA
	Huskies	96-85	UW
1999-00	Bruins	90-54	UCLA
	Bruins	85-66	UW
2000-01	Huskies	73-54	UW
	Bruins	81-56	UCLA
2001-02	Huskies	86-53	UW
	Huskies	68-48	UCLA
2002-03	Bruins	72-46	UCLA
	Huskies	111-77	UW
2003-04	Bruins	65-60	UCLA
	Huskies	64-59	UW
2004-05	Bruins	74-62	UW
	Bruins	86-81	UCLA
2005-06	Huskies	96-75	UW
	Bruins	83-75	UCLA
2006-07	Huskies	72-67	UW
	Bruins	73-67	UCLA
2007-08	Bruins	59-57	UW
	Bruins	75-68	UCLA
2008-09	Bruins	74-66	UCLA
	Huskies	59-49	UW
2009-10	Bruins	69-65	UW
	Bruins	73-55	UCLA
2010-11	Bruins	60-48	UW
	Bruins	60-42	UCLA
2011-12	Bruins	79-73	OT UCLA
	Huskies	67-59	UW
2012-13	Bruins	85-68	UCLA
	Bruins	65-61	UW
2013-14	Huskies	70-58	UCLA
2014-15	Huskies	74-61	UW

UCLA vs. WASHINGTON STATE

Pac-12: Bruins lead series, 50-7

1986-87	Bruins	67-63	WSU
	Bruins	81-56	UCLA
1987-88	Cougars	53-52	WSU
	Bruins	74-60	UCLA
1988-89	Bruins	82-69	WSU
	Bruins	91-72	UCLA
1989-90	Bruins	84-74	UCLA
	Cougars	84-72	WSU
1990-91	Cougars	78-77	WSU
	Bruins	78-70	UCLA
1991-92	Bruins	80-75	UCLA
	Bruins	76-68	WSU
1992-93	Bruins	82-75	UCLA
	Bruins	77-74	WSU
1993-94	Bruins	108-76	UCLA
	Bruins	81-74	WSU
1994-95	Cougars	85-80	WSU
	Bruins	71-57	UCLA
1995-96	Bruins	85-75	UCLA
	Cougars	88-81	OT WSU
1996-97	Bruins	77-73	WSU
	Bruins	85-63	UCLA

1997-98	Bruins	76-70	WSU
	Bruins	80-74	UCLA
1998-99	Bruins	100-70	UCLA
	Bruins	104-70	WSU
1999-00	Bruins	87-60	UCLA
	Bruins	96-86	WSU
2000-01	Cougars	74-52	WSU
	Bruins	93-61	UCLA
2001-02	Bruins	76-64	WSU
	Bruins	79-55	UCLA
2002-03	Bruins	93-51	UCLA
	Bruins	86-70	WSU
2003-04	Bruins	78-58	UCLA
	Bruins	78-57	WSU
2004-05	Bruins	89-69	WSU
	Bruins	68-63	UCLA
2005-06	Bruins	73-63	WSU
	Bruins	77-50	UCLA
2006-07	Bruins	74-71	WSU
	Bruins	73-70	UCLA
	Bruins	72-58	SJ(5)
2007-08	Bruins	76-56	WSU
	Bruins	68-56	UCLA
2008-09	Bruins	83-48	UCLA
	Bruins	65-50	WSU
2009-10	Bruins	59-56	WSU
	Bruins	93-58	UCLA
2010-11	Bruins	80-55	WSU
	Bruins	66-48	UCLA
2011-12	Bruins	73-52	UCLA
	Cougars	76-65	WSU
2012-13	Bruins	78-52	UCLA
	Bruins	80-65	WSU
2013-14	Bruins	79-72	UCLA
2014-15	Bruins	75-41	WSU

USC vs. UTAH

Pac-12: Series tied, 4-2

2011-12	Utes	63-55	UTAH
2012-13	Utes	63-60	USC
2013-14	Trojans	55-47	USC
	Trojans	67-57	UTAH
2014-15	Trojans	46-43	UTAH
	Trojans	73-54	USC

USC vs. WASHINGTON

Pac-12: Huskies lead series, 34-27

1986-87	Huskies	73-61	UW
	Trojans	91-67	USC
1987-88	Huskies	82-80	UW
	Trojans	77-74	USC
1988-89	Huskies	104-73	UW
	Huskies	75-67	USC
1989-90	Huskies	68-47	USC
	Huskies	76-40	UW
1990-91	Huskies	77-63	UW
	Trojans	69-62	USC
1991-92	Trojans	74-67	USC
	Trojans	62-58	UW
1992-93	Trojans	74-61	USC
	Trojans	46-45	UW
1993-94	Trojans	81-70	USC
	Huskies	63-55	UW
1994-95	Huskies	67-53	UW
	Huskies	75-72	USC
1995-96	Huskies	69-67	USC
	Huskies	73-67	UW
1996-97	Trojans	69-68	UW
	Huskies	71-66	USC
1997-98	Huskies	67-60	UW
	Trojans	65-63	USC
1998-99	Huskies	79-71	USC
	Huskies	74-54	UW
1999-00	Trojans	77-66	USC
	Trojans	88-76	OT UW
2000-01	Huskies	91-79	OT UW
	Trojans	88-76	USC
2001-02	Huskies	80-79	OT UW
	Huskies	69-63	USC
	Huskies	97-87	UW (4)
2002-03	Huskies	83-81	OT USC
	Huskies	94-76	UW
	Huskies	64-63	SJ (5)

2003-04	Trojans	70-50	USC
	Huskies	72-70	UW
	Huskies	67-50	SJ(5)
2004-05	Trojans	62-52	UW
	Trojans	73-68	USC
2005-06	Trojans	64-61	UW
	Huskies	87-79	OT2 USC
	Trojans	70-67	SJ(5)
2006-07	Huskies	76-60	UW
	Trojans	78-58	USC
	Trojans	81-77	SJ(5)
2007-08	Huskies	60-45	UW
	Trojans	68-52	USC
2008-09	Trojans	90-82	USC
	Trojans	77-53	UW
2009-10	Trojans	69-65	UW
	Trojans	56-51	USC
2010-11	Trojans	60-51	UW
	Trojans	65-61	OT USC
2011-12	Huskies	67-61	USC
	Trojans	62-55	UW
2012-13	Trojans	81-72	USC
	Huskies	61-58	UW
2013-14	Huskies	63-55	USC
2014-15	Huskies	60-48	UW

USC vs. WASHINGTON STATE

Pac-12: Trojans lead series, 43-16

1986-87	Trojans	95-55	WSU
	Trojans	89-55	USC
1987-88	Cougars	77-60	WSU
	Trojans	86-64	USC
1988-89	Cougars	85-69	WSU
	Trojans	87-67	USC
1989-90	Cougars	70-59	USC
	Cougars	73-64	WSU
1990-91	Cougars	74-47	WSU
	Trojans	69-51	USC
1991-92	Trojans	71-65	USC
	Trojans	67-63	WSU
1992-93	Trojans	69-63	USC
	Trojans	55-52	WSU
1993-94	Trojans	101-70	USC
	Trojans	82-62	WSU
1994-95	Cougars	62-61	WSU
	Trojans	92-64	USC
1995-96	Cougars	90-86	USC
	Trojans	87-81	WSU
1996-97	Trojans	70-63	WSU
	Trojans	101-59	USC
1997-98	Trojans	57-48	WSU
	Cougars	68-65	USC
1998-99	Cougars	65-58	USC
	Cougars	61-53	WSU
1999-00	Trojans	71-61	USC
	Trojans	62-59	WSU
2000-01	Cougars	79-78	WSU
	Trojans	84-51	USC
2001-02	Trojans	87-66	WSU
	Trojans	79-38	USC
2002-03	Trojans	92-44	USC
	Trojans	89-36	WSU
	Trojans	53-46	SJ(5)
2003-04	Trojans	82-52	USC
	Trojans	83-47	WSU
2004-05	Trojans	77-75	WSU
	Trojans	69-62	USC
2005-06	Trojans	81-60	WSU
	Trojans	75-67	USC
2006-07	Trojans	62-56	WSU
	Trojans	65-47	USC
2007-08	Trojans	62-58	WSU
	Trojans	64-46	USC
2008-09	Trojans	75-57	USC
	Trojans	68-57	WSU
2009-10	Trojans	61-51	WSU
	Cougars	64-52	USC
2010-11	Trojans	72-57	WSU
	Trojans	74-67	USC
	Trojans	78-66	USC(8)
2011-12	Trojans	67-62	USC
	Trojans	65-54	WSU

	Trojans	69-55	USC(10)	2012-13	Huskies	60-53	UW
2012-13	Trojans	61-59	USC		Huskies	79-72	WSU
	Cougars	57-54	WSU	2013-14	Cougars	82-80	WSU
2013-14	Cougars	79-75	USC		Cougars	85-76	UW
2014-15	Cougars	68-62	WSU	2014-15	Cougars	83-72	UW
					Huskies	83-43	WSU

UTAH vs. WASHINGTON

Pac-12: Huskies lead series, 5-4

2011-12	Utes	49-36	OT	UW
	Huskies	52-39		UW(4)
2012-13	Utes	60-48		UTAH
2013-14	Huskies	53-52	(OT)	UW
	Huskies	67-66		UTAH
	Utes	65-53		SEA(12)
2014-15	Huskies	63-51		UW
	Utes	69-61		UTAH
	Huskies	75-64		SEA

UTAH vs. WASHINGTON STATE

Pac-12: Cougars lead series, 4-2

2011-12	Cougars	60-43		WSU
2012-13	Utes	59-47		UTAH
2013-14	Utes	59-57		WSU
	Cougars	83-73		UTAH
2014-15	Cougars	63-54		WSU
	Cougars	61-52		UTAH

WASHINGTON vs. WASHINGTON STATE

Pac-12: Huskies lead series, 51-5

1986-87	Huskies	79-71		UW
	Huskies	91-57		WSU
1987-88	Huskies	81-72		WSU
	Huskies	76-58		UW
1988-89	Huskies	84-64		UW
	Huskies	69-63		WSU
1989-90	Huskies	85-54		WSU
	Huskies	76-57		UW
1990-91	Huskies	77-61		UW
	Huskies	69-56		WSU
1991-92	Huskies	73-68		WSU
	Huskies	80-73		UW
1992-93	Cougars	75-72	OT	UW
	Huskies	77-62		WSU
1993-94	Huskies	85-69		WSU
	Huskies	89-64		UW
1994-95	Huskies	82-64		UW
	Cougars	72-67		WSU
1995-96	Huskies	93-76		WSU
	Huskies	78-60		UW
1996-97	Huskies	78-56		UW
	Huskies	65-45		WSU
1997-98	Huskies	73-58		WSU
	Huskies	81-63		UW
1998-99	Huskies	91-69		UW
	Huskies	72-70		WSU
1999-00	Huskies	56-55		UW
	Huskies	64-56		WSU
2000-01	Huskies	91-71		WSU
	Huskies	80-64		UW
2001-02	Huskies	98-64		UW
	Huskies	75-68		WSU
2002-03	Huskies	77-69		WSU
	Huskies	73-49		UW
2003-04	Huskies	72-54		UW
	Huskies	82-64		WSU
2004-05	Huskies	68-61		WSU
	Huskies	76-72		UW
2005-06	Huskies	73-70		WSU
	Huskies	83-57		UW
2006-07	Huskies	86-64		WSU
	Huskies	81-49		UW
2007-08	Huskies	61-46		WSU
	Huskies	84-40		UW
2008-09	Huskies	71-54		UW
	Huskies	62-55		WSU
2009-10	Huskies	76-70	OT	WSU
	Huskies	70-54		UW
2010-11	Huskies	64-52		UW
	Huskies	65-48		WSU
2011-12	Huskies	60-51		WSU
	Huskies	60-56		UW

- (1) NCAA Tournament, Las Vegas, Nev.
- (2) NCAA Tournament, Seattle, Wash.
- (3) State Farm Pac-10 Tournament, McArthur Court, Eugene, Ore.
- (4) Postseason WNIT
- (5) State Farm Pac-10 Tournament, HP Pavilion, San Jose, Calif.
- (6) State Farm Pac-10 Tournament, Galen Center, Los Angeles, Calif.
- (7) Kona Classic, Kona, Hawaii
- (8) Pacific Life Pac-10 Tournament, Galen Center, Los Angeles, Calif.
- (9) Pacific Life Pac-10 Tournament, STAPLES CENTER, Los Angeles, Calif.
- (10) Pacific Life Pac-12 Tournament, Galen Center, Los Angeles, Calif.
- (11) Pacific Life Pac-12 Tournament, STAPLES CENTER, Los Angeles, Calif.
- (12) Pac-12 Tournament, KeyArena, Seattle, Wash.

1976-77

- Delta State
- Immaculata
- St. Joseph's
- Cal State Fullerton
- Tennessee
- Tennessee Tech
- Wayland Baptist
- Montclair State
- Stephen F. Austin
- North Carolina State
- Louisiana State
- Baylor
- UCLA**
- Old Dominion
- SE Louisiana
- Maryland
- Michigan State
- Mississippi College
- Southern Connecticut
- Kansas State

1977-78

- Tennessee
- Wayland Baptist
- North Carolina State
- Montclair State
- UCLA**
- Maryland
- Queens College
- Valdosta State
- Delta State
- Louisiana State
- St. Joseph's
- Old Dominion
- Missouri
- Stephen F. Austin
- Texas
- Ohio State
- Penn State
- Southern Connecticut
- Memphis State
- Mississippi

1978-79

- Old Dominion
- Louisiana Tech
- Tennessee
- Texas
- Stephen F. Austin
- UCLA**
- Rutgers
- Maryland
- Cheyney State
- Wayland Baptist
- North Carolina State
- Valdosta State
- Penn State
- Kansas State
- South Carolina
- Northwestern
- Nevada-Las Vegas
- Long Beach State
- Fordham
- Montclair State

1979-80

- Old Dominion
- Tennessee
- Louisiana Tech
- South Carolina
- Stephen F. Austin
- Maryland
- Texas
- Rutgers
- Long Beach State
- North Carolina State
- Kansas
- Cheyney State
- Kansas State
- Kentucky
- Northwestern
- Mercer
- OREGON**
- Central Missouri State
- San Francisco
- Brigham Young

1980-81

- Louisiana Tech
- Tennessee
- Old Dominion
- USC**
- Cheyney State
- Long Beach State
- UCLA**
- Maryland
- Rutgers
- Kansas
- Kentucky
- OREGON**
- North Carolina State
- Stephen F. Austin
- Illinois State
- Texas
- Jackson State
- Minnesota
- OREGON STATE**
- Clemson

1981-82

- Louisiana Tech
- Cheyney State
- Maryland
- Tennessee
- Texas
- USC**
- Old Dominion
- Rutgers
- Long Beach State
- Penn State
- Villanova
- North Carolina State
- Kentucky
- Kansas State
- South Carolina
- Drake
- Memphis State
- ARIZONA STATE**
- OREGON**
- Missouri

1982-83

- Louisiana Tech
- USC**
- Texas
- Old Dominion
- Cheyney State
- Maryland
- Long Beach State
- Georgia
- Tennessee
- Penn State
- Kentucky
- ARIZONA STATE**
- Mississippi
- Auburn
- Missouri
- North Carolina State
- Kansas State
- North Carolina
- OREGON STATE**
- Louisiana State

1983-84

- Texas
- Louisiana Tech
- Georgia
- Old Dominion
- USC**
- Long Beach State
- Kansas State
- Louisiana State
- Cheyney State
- Mississippi
- Missouri
- Alabama
- Northeast Louisiana
- North Carolina
- Tennessee
- North Carolina State
- Maryland
- Virginia
- Ohio State
- Tenn.-Chattanooga

1984-85

- Texas
- Northeast Louisiana
- Long Beach State
- Louisiana Tech
- Old Dominion
- Mississippi
- Ohio State
- Georgia
- Penn State
- Auburn
- WASHINGTON**
- North Carolina State
- Tennessee
- Western Kentucky
- USC**
- Nevada-Las Vegas
- St. Joseph's
- UCLA**
- Texas Tech
- San Diego State

1985-86

- Texas
- Georgia
- USC**
- Louisiana Tech
- Western Kentucky
- Virginia
- Auburn
- Long Beach State
- Louisiana State
- Rutgers
- Mississippi
- Ohio State
- Penn State
- Iowa
- Tennessee
- North Carolina
- James Madison
- Southern Illinois
- Oklahoma
- Vanderbilt

1986-87

- Texas
- Auburn
- Louisiana Tech
- Long Beach State
- Rutgers
- Georgia
- Tennessee
- Mississippi
- Iowa
- Ohio State
- James Madison
- North Carolina State
- Ohio State
- Louisiana State
- Penn State
- Southern Illinois
- Villanova
- Vanderbilt
- USC**
- WASHINGTON**

1987-88

- Tennessee
- Iowa
- Auburn
- Texas
- Louisiana Tech
- Ohio State
- Long Beach State
- Rutgers
- Maryland
- Virginia
- WASHINGTON**
- Mississippi
- STANFORD**
- James Madison
- USC**
- Montana
- Georgia
- New Mexico State
- Stephen F. Austin
- La Salle

1988-89

- Tennessee
- Auburn
- Louisiana Tech
- STANFORD**
- Maryland
- Texas
- Long Beach State
- Iowa
- Colorado
- Georgia
- Stephen F. Austin
- Mississippi
- North Carolina State
- Ohio State
- Purdue
- Nevada-Las Vegas
- South Carolina
- La Salle
- Western Kentucky
- Old Dominion

1989-90

- Louisiana Tech
- STANFORD**
- WASHINGTON**
- Tennessee
- Nevada-Las Vegas
- Stephen F. Austin
- Georgia
- Texas
- Auburn
- Iowa
- North Carolina State
- Virginia
- Northwestern
- Long Beach State
- Purdue
- Hawaii
- Northern Illinois
- Providence
- South Carolina
- Southern Mississippi
- Tennessee Tech
- Arkansas
- Louisiana State
- Mississippi
- St. Joseph's

1990-91

- Penn State
- Virginia
- Georgia
- Tennessee
- Purdue
- Auburn
- North Carolina State
- Louisiana State
- Arkansas
- Western Kentucky
- STANFORD**
- WASHINGTON**
- Connecticut
- Stephen F. Austin
- Providence
- Texas
- Nevada-Las Vegas
- Long Beach State
- Mississippi
- Rutgers
- Clemson
- Northwestern
- Iowa
- Lamar
- Oklahoma State

1991-92

- Virginia
- Tennessee
- STANFORD**
- Stephen F. Austin
- Mississippi
- Miami (Fla.)
- Iowa
- Maryland
- Penn State
- SW Missouri State
- Purdue
- Texas Tech
- Vanderbilt
- West Virginia
- Western Kentucky
- George Washington
- Kansas
- Alabama
- Texas
- Clemson
- Creighton
- Houston
- USC**
- Colorado
- UC Santa Barbara
- Vermont

1992-93

- Vanderbilt
- Tennessee
- Ohio State
- Iowa
- Texas Tech
- STANFORD**
- Auburn
- Penn State
- Virginia
- Colorado
- Maryland
- Stephen F. Austin
- Western Kentucky
- Louisiana Tech
- USC**
- Texas
- North Carolina
- Vermont
- Bowling Green
- Miami (Fla.)
- Georgia
- Nebraska
- Hawaii
- Kansas
- Northern Illinois
- Oklahoma State

1993-94

- Tennessee
- Penn State
- Connecticut
- North Carolina
- Colorado
- Louisiana Tech
- USC**
- Purdue
- Texas Tech
- Virginia
- STANFORD**
- Vanderbilt
- Iowa
- Seton Hall
- Kansas
- Alabama
- Montana
- WASHINGTON**
- Florida International
- Florida
- Boise State
- Southern Mississippi
- Mississippi
- Bowling Green
- Texas

1994-95

- Connecticut
- Colorado
- Tennessee
- STANFORD**
- Texas Tech
- Vanderbilt
- Penn State
- Louisiana Tech
- Western Kentucky
- Virginia
- North Carolina
- Georgia
- Alabama
- WASHINGTON**
- Arkansas
- Purdue
- Florida
- George Washington
- Mississippi
- Duke
- OREGON STATE**
- San Diego State
- Kansas
- North Carolina State
- Old Dominion

1995-96

- Louisiana Tech
- Connecticut
- STANFORD**
- Tennessee
- Georgia
- Old Dominion
- Iowa
- Penn State
- Texas Tech
- Alabama
- Virginia
- Vanderbilt
- Duke
- Clemson
- Purdue
- Florida
- Colorado
- Wisconsin
- Auburn
- Kansas
- Notre Dame
- OREGON STATE**
- North Carolina State
- Mississippi
- Texas A&M

1996-97

- Connecticut
- Old Dominion
- STANFORD**
- North Carolina
- Louisiana Tech
- Georgia
- Florida
- Alabama
- Louisiana State
- Tennessee
- Kansas
- Virginia
- Auburn
- Texas
- Notre Dame
- Illinois
- Texas Tech
- Colorado
- Stephen F. Austin
- Vanderbilt
- Clemson
- George Washington
- Tulane
- Michigan State
- Western Kentucky

1997-98

1. Tennessee
2. Old Dominion
3. Connecticut
4. Louisiana Tech
5. **STANFORD**
6. Texas Tech
7. North Carolina
8. Duke
9. **ARIZONA**
10. North Carolina State
11. Alabama
12. Fla. International
13. Florida
14. Clemson
15. W. Kentucky
16. Illinois
17. Virginia
18. Vanderbilt
19. Stephen F. Austin
20. Hawaii
21. Purdue
22. Drake
23. Iowa
24. Iowa St.
25. **UCLA**

1998-99

1. Purdue
2. Tennessee
3. Louisiana Tech
4. Connecticut
5. Old Dominion
6. Texas Tech
7. Colorado State
8. Notre Dame
9. Rutgers
10. Clemson
- 10t. Duke
12. Georgia
13. Virginia Tech
14. North Carolina
15. **UCLA**
16. **OREGON**
17. UC Santa Barbara
18. Penn State
19. Iowa State
20. Virginia
21. Louisiana State
22. Alabama
23. Tulane
24. Florida International
25. Toledo

1999-00

1. Connecticut
2. Tennessee
3. Louisiana Tech
4. Georgia
5. Notre Dame
6. Penn State
7. Iowa State
8. Rutgers
9. UC Santa Barbara
10. Duke
11. Texas Tech
12. Mississippi State
13. Purdue
14. Old Dominion
15. LSU
16. Auburn
17. Boston College
18. Oklahoma
19. Virginia
20. **OREGON**
21. **ARIZONA**
22. Tulane
23. North Carolina State
24. Xavier
25. Michigan

2000-01

1. Connecticut
2. Notre Dame
3. Tennessee
4. Georgia
5. Duke
6. Louisiana Tech
7. Oklahoma
8. Iowa State
9. Purdue
10. Vanderbilt
11. Rutgers
12. Xavier
13. Texas Tech
14. Florida
15. SW Missouri State
16. Iowa
17. Utah
18. Louisiana State
19. North Carolina State
20. Colorado
21. Penn State
22. Clemson
23. Baylor
24. Wisconsin
- 25t. **ARIZONA STATE**
- 25t. Virginia Tech

2001-02

1. Connecticut
2. Oklahoma
3. Duke
4. Vanderbilt
5. **STANFORD**
6. Tennessee
7. Baylor
8. Louisiana Tech
9. Purdue
10. Iowa State
11. Kansas State
12. Colorado
13. South Carolina
14. Texas
15. Old Dominion
16. North Carolina
17. Texas Tech
18. Minnesota
19. Cincinnati
20. Colorado State
21. Boston College
22. Louisiana Tech
23. Florida International
- 24t. Florida
- 24t. Penn State

2002-03

1. Connecticut
2. Duke
3. Louisiana State
4. Tennessee
5. Texas
6. Louisiana Tech
7. Texas Tech
8. Kansas State
9. **STANFORD**
10. Purdue
11. Villanova
12. North Carolina
13. Mississippi State
14. Vanderbilt
15. Penn State
16. South Carolina
17. Minnesota
18. UC Santa Barbara
19. Georgia
20. Ohio State
21. Wisconsin-Green Bay
22. **ARIZONA**
23. Rutgers
24. Arkansas
- 25t. Boston College
- 25t. George Washington

2003-04

1. Duke
2. Tennessee
3. Purdue
4. Texas
5. Penn State
6. Connecticut
7. Louisiana Tech
8. Kansas State
9. Houston
10. **STANFORD**
11. Oklahoma
12. North Carolina
13. Vanderbilt
14. Texas Tech
15. Baylor
16. Georgia
17. Colorado
18. Boston College
19. Louisiana State
20. TCU
21. Ohio State
22. Auburn
23. Michigan State
24. Minnesota
25. Villanova

2004-05

1. **STANFORD**
2. LSU
3. Tennessee
4. North Carolina
5. Duke
6. Baylor
7. Michigan State
8. Ohio State
9. Rutgers
10. Notre Dame
11. Texas
12. Minnesota
13. Connecticut
14. Texas Tech
15. Temple
16. DePaul
17. Kansas State
18. Iowa State
19. Vanderbilt
20. North Carolina State
21. Georgia
22. Penn State
23. Boston College
24. Wisconsin-Green Bay
25. TCU

2005-06

1. North Carolina
2. Ohio State
3. Maryland
4. Duke
5. LSU
6. Tennessee
7. Oklahoma
8. Connecticut
9. Rutgers
10. Baylor
11. Purdue
12. Georgia
- t13. **STANFORD**
- t13. DePaul
15. **ARIZONA STATE**
16. Michigan State
17. Louisiana Tech
18. Utah
19. Temple
20. Texas A&M
21. **UCLA**
22. BYU
23. Bowling Green
24. New Mexico
25. Minnesota

2006-07

1. Duke
2. Connecticut
3. North Carolina
4. Tennessee
5. Ohio State
6. **STANFORD**
7. Maryland
8. **ARIZONA STATE**
9. Vanderbilt
10. LSU
11. Oklahoma
12. Purdue
13. Texas A&M
14. Georgia
15. George Washington
16. Middle Tennessee State
17. N.C. State
18. Baylor
19. Rutgers
20. Bowling Green
21. Marquette
22. Wisconsin Green Bay
23. Louisville
24. Michigan State
25. Montana

2007-08

1. Connecticut
2. North Carolina
3. Tennessee
4. **STANFORD**
5. Maryland
6. LSU
7. Rutgers
8. Texas A&M
9. Duke
10. **CALIFORNIA**
11. Old Dominion
12. Baylor
13. Oklahoma State
14. Oklahoma
15. Notre Dame
16. Kansas State
17. West Virginia
18. Utah
19. Louisville
20. George Washington
21. Vanderbilt
22. Marist
23. UTEP
24. Virginia
25. Ohio State

2008-09

1. Connecticut
2. **STANFORD**
3. Maryland
4. Oklahoma
5. Baylor
6. Duke
7. Louisville
8. Auburn
9. Texas A&M
10. Ohio State
11. North Carolina
12. Florida State
13. **CALIFORNIA**
14. Vanderbilt
15. Pittsburgh
16. South Dakota State
17. Iowa State
18. Tennessee
19. **ARIZONA STATE**
20. Xavier
21. Kansas State
22. Florida
23. Notre Dame
24. Virginia
25. Texas

2009-10

1. Connecticut
2. **STANFORD**
3. Tennessee
4. Nebraska
5. Xavier
6. Duke
7. Notre Dame
8. Ohio State
9. Texas A&M
10. West Virginia
11. Florida State
12. Oklahoma
13. Georgetown
14. Baylor
15. St. John's
16. Iowa State
17. Texas
18. Gonzaga
19. Kentucky
20. Oklahoma State
21. LSU
22. **UCLA**
23. Georgia
24. Michigan State
25. Hartford

2010-11

1. Connecticut
2. **STANFORD**
3. Baylor
4. Tennessee
5. Xavier
6. Duke
7. **UCLA**
8. Texas
9. DePaul
10. Notre Dame
11. Miami (Fla.)
12. Michigan State
13. Green Bay
14. North Carolina
15. Florida State
16. Maryland
17. Kentucky
18. Ohio State
19. Marist
20. Gonzaga
21. Oklahoma
22. Houston
23. Georgetown
24. Georgia Tech
25. Marquette

2011-12

1. Baylor
2. **STANFORD**
3. Connecticut
4. Notre Dame
5. Maryland
6. Duke
7. Delaware
8. Miami (Fla.)
9. Tennessee
10. UW-Green Bay
11. Penn State
12. Kentucky
13. Purdue
14. St. John's
15. Georgia Tech
16. Ohio State
17. Nebraska
17. Georgetown
19. Louisville
20. Georgia
21. St. Bonaventure
22. Texas A&M
23. Rutgers
24. Princeton
25. South Carolina

2012-13

1. Baylor
2. Notre Dame
3. Connecticut
4. **STANFORD**
5. Duke
6. **CALIFORNIA**
7. Kentucky
8. Penn State
9. Texas A&M
10. Tennessee
11. **UCLA**
12. Maryland
13. North Carolina
14. Georgia
15. Delaware
16. Louisville
17. South Carolina
18. Dayton
19. **COLORADO**
20. Green Bay
21. Purdue
22. Syracuse
23. Iowa State
24. Nebraska
25. Florida State

2013-14

1. Connecticut
2. Notre Dame
3. Tennessee
4. Louisville
5. Baylor
6. **STANFORD**
7. West Virginia
8. South Carolina
9. Duke
10. Kentucky
11. Maryland
12. North Carolina
13. Nebraska
14. Penn State
15. Texas A&M
16. NC State
17. Purdue
18. Gonzaga
19. Iowa
20. Michigan State
21. Oklahoma State
22. Middle Tennessee
23. DePaul
24. **CALIFORNIA**
25. **USC**

2014-15

1. Connecticut
2. Notre Dame
3. South Carolina
4. Maryland
5. Baylor
6. Tennessee
7. Florida State
8. Louisville
9. **ARIZONA STATE**
10. **OREGON STATE**
11. Kentucky
12. Mississippi State
13. Princeton
14. **STANFORD**
15. North Carolina
16. Duke
17. Chattanooga
18. Iowa
19. G. Washington
20. Florida Gulf Coast
21. Texas A&M
22. Northwestern
23. Ohio State
24. **CALIFORNIA**
25. South Florida

1985-86

1. Texas
2. **USC**
3. Western Kentucky
4. Georgia
5. Tennessee
6. Mississippi
7. Louisiana Tech
8. Louisiana State
9. Auburn
10. Rutgers
11. Northeast Louisiana
12. Long Beach State
13. Penn State
14. Virginia
15. North Carolina
16. James Madison
17. Ohio State
18. Oklahoma
19. Iowa
20. Montana
21. Texas Tech
22. Southern Illinois
23. Drake
24. St. Joseph's
25. Vanderbilt

1986-87

1. Tennessee
2. Louisiana Tech
3. Texas
4. Long Beach State
5. Rutgers
6. Auburn
7. Iowa
8. Ohio State
9. Georgia
10. Virginia
11. Mississippi
12. North Carolina State
13. Southern Illinois
14. **USC**
15. James Madison
16. Penn State
17. Old Dominion
18. **WASHINGTON**
19. Louisiana State
20. **OREGON**
21. Vanderbilt
22. Villanova
23. Western Kentucky
24. St. Joseph's
25. Drake

1987-88

1. Louisiana Tech
2. Auburn
3. Tennessee
4. Long Beach State
5. Texas
6. Iowa
7. Virginia
8. Maryland
9. Ohio State
10. Georgia
11. Rutgers
12. Mississippi
13. **USC**
14. **STANFORD**
15. James Madison
16. **WASHINGTON**
17. Montana
18. Stephen F. Austin
19. Western Kentucky
20. Clemson
21. St. Joseph's
22. DePaul
23. New Mexico State
24. South Carolina
25. Houston

1988-89

1. Tennessee
2. Auburn
3. Maryland
4. Louisiana Tech
5. **STANFORD**
6. Texas
7. Long Beach State
8. Mississippi
9. Ohio State
10. North Carolina State
11. Iowa
12. Nevada-Las Vegas
13. Clemson
14. Louisiana State
15. Virginia
16. Stephen F. Austin
17. Purdue
18. Georgia
19. Colorado
20. Rutgers
21. Old Dominion
22. South Carolina
23. St. Joseph's
24. Tennessee Tech
25. James Madison

1989-90

1. **STANFORD**
2. Auburn
3. Virginia
4. Louisiana Tech
5. Tennessee
6. Texas
7. **WASHINGTON**
8. Arkansas
9. Stephen F. Austin
10. North Carolina State
11. Providence
12. Mississippi
13. Georgia
14. Purdue
15. UNLV
16. South Carolina
17. Vanderbilt
18. Iowa
19. Clemson
20. Long Beach State
21. Northern Illinois
22. Northwestern
23. Southern Mississippi
24. Hawaii
25. Tennessee Tech

1990-91

1. Tennessee
2. Virginia
3. **STANFORD**
4. Connecticut
5. Auburn
6. Georgia
7. Lamar
8. Clemson
9. Penn State
10. North Carolina State
11. Western Kentucky
12. Arkansas
13. **WASHINGTON**
14. Purdue
15. James Madison
16. Oklahoma State
17. Long Beach State
18. Louisiana State
19. Stephen F. Austin
20. Vanderbilt
21. Iowa
22. UNLV
23. Northwestern
24. Providence
25. Texas

1991-92

1. **STANFORD**
2. Virginia
3. Western Kentucky
4. SW Missouri State
5. Tennessee
6. Mississippi
7. Vanderbilt
8. Maryland
9. Miami (Fla.)
10. Iowa
11. West Virginia
12. **USC**
13. Stephen F. Austin
14. Penn State
15. Texas Tech
16. Purdue
17. Alabama
18. **UCLA**
19. Clemson
20. George Washington
21. UC Santa Barbara
22. Vermont
23. Texas
24. Creighton
25. Kansas

1992-93

1. Texas Tech
2. Ohio State
3. Iowa
4. Vanderbilt
5. Tennessee
6. Virginia
7. **STANFORD**
8. Louisiana Tech
9. Colorado
10. Auburn
11. Stephen F. Austin
12. Western Kentucky
13. Penn State
14. **USC**
15. North Carolina
16. Georgetown
17. SW Missouri State
18. Maryland
19. Texas
20. Miami (Fla.)
21. Georgia
22. Nebraska
23. Vermont
24. Hawaii
25. Alabama

1993-94

1. North Carolina
2. Louisiana Tech
3. Purdue
4. Alabama
5. Tennessee
6. Penn State
7. Connecticut
8. **STANFORD**
9. **USC**
10. Colorado
11. Texas Tech
12. Virginia
13. Vanderbilt
14. Seton Hall
15. Iowa
16. Southern Mississippi
17. Kansas
18. Montana
19. Texas A&M
20. Mississippi
21. **WASHINGTON**
22. Clemson
23. Texas
24. Florida International
25. Florida

1994-95

1. Connecticut
2. Tennessee
3. **STANFORD**
4. Georgia
5. Colorado
6. Virginia
7. Texas Tech
8. Vanderbilt
9. Purdue
10. Louisiana Tech
11. North Carolina
12. Western Kentucky
13. **WASHINGTON**
14. Alabama
15. George Washington
16. Penn State
17. Duke
18. Florida
19. NC State
20. Arkansas
21. **OREGON STATE**
22. Mississippi
23. Kansas
24. Drake
25. Montana

1995-96

1. Tennessee
2. Georgia
3. Connecticut
4. **STANFORD**
5. Louisiana Tech
6. Virginia
7. Vanderbilt
8. Auburn
9. Iowa
10. Old Dominion
11. Alabama
12. Texas Tech
13. Penn State
14. Stephen F. Austin
15. Kansas
16. San Francisco
17. Clemson
18. Colorado
19. Duke
20. Wisconsin
21. Notre Dame
22. Florida
23. DePaul
24. Colorado State
25. Texas

1996-97

1. Tennessee
2. Old Dominion
3. **STANFORD**
4. Connecticut
5. Notre Dame
6. Florida
7. Georgia
8. Louisiana Tech
9. North Carolina
10. George Washington
11. Alabama
12. Louisiana State
13. Illinois
14. Virginia
15. Colorado
16. Kansas
17. Vanderbilt
18. Texas
19. Texas Tech
20. Auburn
21. Michigan State
22. Stephen F. Austin
23. Purdue
24. Tulane
25. Clemson

1997-98

1. Tennessee
2. Louisiana Tech
3. North Carolina
4. NC State
5. Connecticut
6. Old Dominion
7. Arkansas
7. Duke
9. **ARIZONA**
10. Texas Tech
11. Purdue
12. Florida
13. Alabama
14. Illinois
15. **STANFORD**
16. Rutgers
17. Notre Dame
18. Florida International
19. Western Kentucky
20. **UCLA**
21. Clemson
22. Kansas
23. Virginia
24. Iowa State
25. Vanderbilt

1998-99

1. Purdue
2. Duke
3. Louisiana Tech
4. Tennessee
5. Georgia
6. Rutgers
7. **UCLA**
8. Connecticut
9. Texas Tech
10. Old Dominion
11. Iowa State
12. Colorado State
13. Clemson
14. Virginia Tech
15. North Carolina
16. Louisiana State
17. Notre Dame
18. Penn State
19. **OREGON**
- 20t. SW Missouri State
- 20t. Virginia
22. Kansas
23. UC Santa Barbara
24. Xavier
25. Alabama

1999-00

1. Connecticut
2. Tennessee
3. Penn State
4. Rutgers
5. Georgia
6. Louisiana Tech
7. Texas Tech
8. LSU
9. Notre Dame
10. Iowa State
11. Duke
12. Old Dominion
13. Oklahoma
14. Virginia
15. Mississippi State
16. Purdue
17. Boston College
18. North Carolina
19. Auburn
20. **ARIZONA**
21. UC Santa Barbara
22. UAB
23. NC State
24. Tulane
25. Vanderbilt

2000-01

1. Notre Dame
2. Purdue
3. Connecticut
4. SW Missouri State
5. Tennessee
6. Louisiana Tech
7. Vanderbilt
8. Duke
9. Xavier
10. Oklahoma
11. Texas Tech
12. Iowa State
13. Georgia
14. **WASHINGTON**
15. Utah
16. NC State
17. Rutgers
18. Florida
19. Missouri
20. Louisiana State
21. Iowa
22. Clemson
23. Colorado
24. Villanova
25. Florida State

2001-02

1. Connecticut
2. Oklahoma
3. Tennessee
4. Duke
5. Vanderbilt
6. South Carolina
7. Old Dominion
8. **STANFORD**
9. Colorado
10. Kansas State
11. North Carolina
12. Texas Tech
13. Texas
14. Purdue
15. Baylor
16. Iowa State
17. Brigham Young
18. Penn State
19. Louisiana Tech
20. Drake
21. Minnesota
22. Louisiana State
23. Cincinnati
24. Colorado State
25. TCU

2002-03

1. Connecticut
2. Tennessee
3. Texas
4. Duke
5. LSU
6. Texas Tech
7. Purdue
8. Villanova
9. Louisiana Tech
10. Kansas State
11. Georgia
12. Penn State
13. Minnesota
14. **STANFORD**
15. North Carolina
16. Mississippi State
17. Boston College
18. South Carolina
19. Colorado
20. Vanderbilt
21. Notre Dame
22. UC Santa Barbara
23. New Mexico
24. Wisconsin-Green Bay
25. Arkansas

2003-04

1. Connecticut
2. Tennessee
3. LSU
4. Minnesota
5. Duke
6. Penn State
7. **STANFORD**
8. Georgia
9. Purdue
10. Texas
11. Baylor
12. Louisiana Tech
13. Vanderbilt
14. Boston College
15. Kansas State
16. Houston
17. Texas Tech
18. Oklahoma
19. UC Santa Barbara
20. Notre Dame
21. North Carolina
22. TCU
23. Auburn
24. Colorado
25. DePaul

2004-05

1. Baylor
2. Michigan State
3. LSU
4. Tennessee
5. **STANFORD**
6. North Carolina
7. Rutgers
8. Duke
9. Ohio State
10. Connecticut
11. Minnesota
12. Texas Tech
13. Georgia
14. Vanderbilt
15. Notre Dame
16. **ARIZONA STATE**
17. Texas
18. Temple
19. Kansas State
20. DePaul
21. Liberty
22. **USC**
23. Boston College
24. Maryland
25. Iowa State

2005-06

1. Maryland
2. Duke
3. North Carolina
4. LSU
5. Tennessee
6. Connecticut
7. **STANFORD**
8. Oklahoma
9. Rutgers
10. Ohio State
11. Purdue
12. Utah
13. Georgia
14. Baylor
15. DePaul
16. Michigan State
17. **ARIZONA STATE**
18. **UCLA**
19. Boston College
20. BYU
21. New Mexico
22. Vanderbilt
23. Temple
24. Louisiana Tech
25. George Washington

2006-07

1. Tennessee
2. Rutgers
3. North Carolina
4. LSU
5. Connecticut
6. Duke
7. Purdue
8. **ARIZONA STATE**
9. Oklahoma
10. Mississippi
11. George Washington
12. NC State
13. Georgia
14. Maryland
15. Bowling Green
16. **STANFORD**
17. Vanderbilt
18. Ohio State
19. Florida State
20. Baylor
21. Texas A&M
22. Marist
23. Middle Tennessee
24. Louisville
25. Michigan State

2007-08

1. Tennessee
2. **STANFORD**
3. Connecticut
4. LSU
5. North Carolina
6. Rutgers
7. Maryland
8. Texas A&M
9. Duke
10. Old Dominion
11. Oklahoma State
12. Louisville
13. Notre Dame
14. George Washington
15. Vanderbilt
16. Pittsburgh
17. Baylor
18. **CALIFORNIA**
19. Oklahoma
20. West Virginia
21. Kansas State
22. Virginia
23. Marist
24. Georgia
25. Texas-El Paso

2008-09

1. Connecticut
2. Louisville
3. **STANFORD**
4. Oklahoma
5. Maryland
6. Baylor
7. Texas A&M
8. Vanderbilt
9. Ohio State
10. **CALIFORNIA**
11. Iowa State
12. **ARIZONA STATE**
13. Auburn
14. Duke
15. Pittsburgh
16. Purdue
17. North Carolina
18. Florida State
19. South Dakota State
20. Kansas State
21. Rutgers
22. Michigan State
23. Florida
24. Virginia
25. Xavier

2009-10

1. Connecticut
2. **STANFORD**
3. Oklahoma
4. Baylor
5. Xavier
6. Duke
7. Nebraska
8. Tennessee
9. Kentucky
- 9t. Florida State
11. Notre Dame
12. Gonzaga
13. Iowa State
14. Texas A&M
15. Ohio State
16. West Virginia
17. Georgetown
18. St. John's
19. Georgia
20. San Diego State
21. Mississippi State
22. Oklahoma State
23. **UCLA**
24. Vanderbilt
- 25t. LSU
- 25t. Texas

2010-11

1. Texas A&M
2. Notre Dame
3. Connecticut
4. **STANFORD**
5. Baylor
6. Tennessee
7. Duke
8. Gonzaga
9. Green Bay
10. DePaul
11. Xavier
12. North Carolina
13. **UCLA**
14. Georgetown
15. Oklahoma
16. Miami (Fla.)
17. Ohio State
18. Michigan State
19. Louisville
20. Florida State
21. Marist
22. Kentucky
23. Maryland
24. Georgia
25. Marquette

2011-12

1. Baylor
2. Notre Dame
3. **STANFORD**
4. Connecticut
5. Maryland
6. Duke
7. Tennessee
8. Kentucky
9. Penn State
10. Georgia Tech
11. Miami (Fla.)
12. Texas A&M
13. UW-Green Bay
14. Delaware
15. St. John's
16. Louisville
17. Georgetown
18. Purdue
19. Gonzaga
20. Georgia
21. South Carolina
22. Ohio State
23. St. Bonaventure
24. DePaul
25. Kansas

2012-13

1. Connecticut
2. Notre Dame
3. Louisville
4. Baylor
5. **CALIFORNIA**
6. Duke
7. **STANFORD**
8. Kentucky
9. Tennessee
10. Georgia
11. Maryland
12. Penn State
13. Delaware
14. Texas A&M
15. **UCLA**
- T16. Dayton
- T16. South Carolina
18. Nebraska
19. North Carolina
20. Purdue
21. LSU
22. Iowa State
23. Oklahoma
24. Green Bay
25. Kansas

2013-14

1. Connecticut
2. Notre Dame
3. **STANFORD**
4. Maryland
5. Louisville
6. Baylor
7. North Carolina
8. Tennessee
9. South Carolina
10. Texas A&M
11. Kentucky
12. West Virginia
13. Duke
14. Penn State
15. Oklahoma State
16. DePaul
17. Nebraska
18. BYU
19. Purdue
20. **CALIFORNIA**
21. NC State
22. Gonzaga
23. Michigan State
24. LSU
25. **OREGON STATE**

2014-15

1. Connecticut
2. Notre Dame
3. South Carolina
4. Maryland
5. Baylor
6. Tennessee
7. Florida State
8. **ARIZONA STATE**
9. North Carolina
10. Louisville
11. Iowa
12. Duke
13. **OREGON STATE**
14. **STANFORD**
15. Princeton
16. Kentucky
17. Dayton
18. Mississippi State
19. Gonzaga
20. Ohio State
21. Florida Gulf Coast
22. Texas
23. Rutgers
24. South Florida
25. George Washington

PAC-12 IN THE FINAL RANKINGS

ASSOCIATED PRESS

- Stanford.....26
- UCLA.....12
- USC.....12
- Colorado.....11
- Washington.....7
- Arizona State.....7
- California.....5
- Oregon.....5
- Oregon State.....5
- Arizona.....4
- Utah.....3
- Washington State.....0

WBCA

- Stanford.....25
- Colorado.....10
- Washington.....7
- USC.....7
- UCLA.....7
- Arizona State.....5
- California.....4
- Oregon State.....3
- Arizona.....2
- Oregon.....2
- Utah.....2
- Washington State.....0

MOST NO. 1 FINAL RANKINGS

AP

- Connecticut.....11
- Louisiana Tech.....5
- Tennessee.....5
- Texas.....4
- Baylor.....2
- Old Dominion.....2
- Duke.....2
- Delta State.....1
- North Carolina.....1
- Penn State.....1
- Purdue.....1
- STANFORD.....1**
- Vanderbilt.....1
- Virginia.....1

WBCA

- Tennessee.....8
- Connecticut.....7
- STANFORD.....2**
- Baylor.....2
- Louisiana Tech.....1
- North Carolina.....1
- Notre Dame.....1
- Purdue.....1
- Texas.....1
- Texas A&M.....1
- Texas Tech.....1

PAC-12 IN THE NCAA TOURNAMENT

School	Years	Won	Lost	Pct.	Last	Place		
						1st	2nd	3rd
Arizona (1997-00, 03-05)	7	6	7	.462	2005	0	0	0
Arizona State (1982-83, 92, 01-02, 05-09, 11, 14, 15)	13	16	13	.551	2015	0	0	0
California (1990, 92-93, 06-09, 12-15)	11	11	11	.500	2015	0	0	1
Colorado (1988-89, 92-97, 01-04, 13)	13	17	13	.567	2013	0	0	0
Oregon (1982, 84, 87, 94-01, 05)	12	5	12	.294	2005	0	0	0
Oregon State (1983-84, 94-96, 14, 15)	7	4	7	.363	2015	0	0	0
Stanford (1982, 88-15)	29	77	27	.740	2015	2	2	8
UCLA (1983, 85, 90, 92, 98-99, 04, 06, 10-11, 13)	12	11	12	.478	2013	0	0	0
USC (1982-88, 91-95, 97, 05, 14)	16	29	14	.674	2014	2	1	0
Utah (1983, 86, 89-91, 95-98, 00-01, 03, 05-06, 09-11)	17	9	17	.346	2011	0	0	0
Washington (1985-91, 93-95, 97-98, 01, 03, 07, 15)	17	15	17	.468	2015	0	0	0
Washington State (1991)	1	0	1	.000	1991	0	0	0
Pac-12 Total		200	148	.574		4	3	9



NCAA First & Second Rounds • March 18-21
16 Campus Sites

NCAA Regionals • March 25-28

Bridgeport, Conn.; Dallas, Texas;
Lexington, Ky.; Sioux Falls, S.D.

NCAA Women's Final Four • April 3 & 5

Indianapolis, Ind.

*specific dates will be announced at a later date.

YEAR-BY-YEAR SUMMARY

YEAR	TEAM	W-L	FINISH	YEAR	TEAM	W-L	FINISH	YEAR	TEAM	W-L	FINISH
1981-82	Arizona State	1-1	–	1993-94	Colorado	2-1	–	2002-03	Arizona	0-1	–
	Oregon	0-1	–		Oregon	1-1	–		Colorado	2-1	–
	Stanford	0-1	–		Oregon State	0-1	–		Stanford	1-1	–
	USC	2-1	–		Stanford	3-1	–		Utah	1-1	–
1982-83	Arizona State	1-1	–		USC	3-1	–		Washington	0-1	–
	Oregon State	1-1	–		Washington	1-1	–	2003-04	Arizona	0-1	–
	UCLA	0-1	–	1994-95	Colorado	3-1	–		Colorado	0-1	–
	USC	5-0	1st		Oregon	0-1	–		Stanford	3-1	–
	Utah	0-1	–		Oregon State	1-1	–		UCLA	0-1	–
1983-84	Oregon	0-1	–		Stanford	4-1	T3rd	2004-05	Arizona	1-1	–
	Oregon State	0-1	–		USC	0-1	–		Arizona State	2-1	–
	USC	5-0	1st		Utah	0-1	–		Oregon	1-1	–
1984-85	UCLA	1-1	–		Washington	2-1	–		Stanford	3-1	–
	USC	1-1	–	1995-96	Colorado	1-1	–		USC	1-1	–
	Washington	0-1	–		Oregon	0-1	–		Utah	1-1	–
1985-86	USC	4-1	2nd		Oregon State	0-1	–	2005-06	Arizona State	1-1	–
	Washington	1-1	–		Stanford	4-1	T3rd		California	0-1	–
	Utah	0-1	–		Utah	0-1	–		Stanford	3-1	–
1986-87	Oregon	1-1	–	1996-97	Arizona	1-1	–		UCLA	1-1	–
	USC	1-1	–		Colorado	2-1	–		USC	1-1	–
	Washington	1-1	–		Oregon	1-1	–		Utah	3-1	–
1987-88	Colorado	1-1	–		Stanford	4-1	T3rd		Washington	1-1	–
	Stanford	1-1	–		USC	1-1	–	2006-07	Arizona State	3-1	–
	USC	1-1	–		Utah	1-1	–		California	0-1	–
	Washington	1-1	–		Washington	0-1	–		Stanford	1-1	–
1988-89	Colorado	0-1	–	1997-98	Arizona	2-1	–		Washington	0-1	–
	Stanford	2-1	–		Oregon	0-1	–	2007-08	Arizona State	1-1	–
	Utah	0-1	–		Stanford	0-1	–		California	1-1	–
	Washington	1-1	–		UCLA	1-1	–		Stanford	5-1	2nd
1989-90	California	0-1	–		Utah	0-1	–		Utah	0-1	–
	Stanford	5-0	1st		Washington	0-1	–	2008-09	Arizona State	3-1	–
	UCLA	0-1	–	1998-99	Arizona	1-1	–		California	2-1	–
	Utah	0-1	–		Oregon	1-1	–		Stanford	4-1	T3rd
	Washington	2-1	–		Stanford	0-1	–		Utah	1-1	–
1990-91	Stanford	3-1	T3rd		UCLA	3-1	–	2009-10	Stanford	5-1	2nd
	USC	1-1	–	1999-00	Arizona	1-1	–		UCLA	1-1	–
	Utah	0-1	–		Oregon	0-1	–	2010-11	Arizona State	0-1	–
	Washington	1-1	–		Stanford	1-1	–		Stanford	4-1	T3rd
	Washington State	0-1	–		UCLA	0-1	–		UCLA	1-1	–
1991-92	Arizona State	0-1	–		Utah	0-1	–		Utah	0-1	–
	California	0-1	–	2000-01	Arizona State	0-1	–	2011-12	California	1-1	–
	Colorado	0-1	–		Colorado	1-1	–		Stanford	4-1	T3rd
	Stanford	5-0	1st		Oregon	0-1	–	2012-13	California	4-1	T3rd
	UCLA	2-1	–		Stanford	1-1	–		Colorado	0-1	–
	USC	2-1	–		Utah	2-1	–		Stanford	2-1	–
1992-93	California	1-1	–		Washington	3-1	–		UCLA	1-1	–
	Colorado	2-1	–	2001-02	Arizona State	1-1	–	2013-14	Arizona State	1-1	–
	Stanford	1-1	–		Colorado	3-1	–		California	1-1	–
	USC	1-1	–		Stanford	2-1	–		Oregon State	1-1	–
	Washington	1-1	–						Stanford	4-1	T3rd
									USC	0-1	–
								2014-15	Arizona State	2-1	–
									California	1-1	–
									Oregon State	1-1	–
									Stanford	2-1	–
									Washington	0-1	–

1982

Pac-12 Participants (4): ASU, ORE, STAN, USC

Arizona State (1-1)

Arizona State 97, Georgia 77
Louisiana Tech 92, Arizona State 54

Oregon (0-1)

Missouri 59, Oregon 53

Stanford (0-1)

Maryland 82, Stanford 48

USC (2-1)

USC 99, Kent 55
USC 73, Penn State 70
Tennessee 91, USC 90 (OT)

1983

Pac-12 Participants (5): ASU, OSU, UCLA, USC, UTAH

Arizona State (1-1)

Arizona State 78, Utah 64
USC 96, Arizona State 59

Oregon State (1-1)

Oregon State 75, UCLA 62
Long Beach State 92, Oregon State 72

UCLA (0-1)

Oregon State 75, UCLA 62

USC (5-0) *National Champions*

USC 99, Northeast Louisiana 85
USC 96, Arizona State 59
USC 81, Long Beach State 74
USC 81, Georgia 57 (Semifinal)
USC 69, Louisiana Tech 67 (Final)

Utah (0-1)

Arizona State 78, Utah 64

1984

Pac-12 Participants (3): ORE, OSU, USC

Oregon (0-1)

San Diego St. 70, Oregon 63

Oregon State (0-1)

Montana 56, Oregon State 47

USC (5-0) *National Champions*

USC 97, Brigham Young 72
USC 76, Montana 51
USC 90, Long Beach State 74
USC 62, Louisiana Tech 57 (Semifinal)
USC 72, Tennessee 61 (Final)

1985

Pac-12 Participants (3): UCLA, USC, WASH

UCLA (1-1)

UCLA 78, Washington 62
Georgia 78, UCLA 42

USC (1-1)

USC 74, Idaho 51
Long Beach State 75, USC 72

Washington (0-1)

UCLA 78, Washington 62

1986

Pac-12 Participants (3): USC, UTAH, WASH

USC (4-1) *National Runner-up*

USC 81, Montana 50
USC 84, North Carolina 70
USC 80, Louisiana Tech 64
USC 83, Tennessee 59 (Semifinal)
Texas 98, USC 82 (Final)

Utah (0-1)

Montana 58, Utah 46

Washington (1-1)

Washington 69, North Texas 54
Louisiana Tech 79, Washington 54

1987

Pac-12 Participants (3): ORE, USC, WASH

Oregon (1-1)

Oregon 75, E. Washington 56
Ohio State 76, Oregon 62

USC (1-1)

USC 81, Western Kentucky 69
Ohio State 74, USC 63

Washington (1-1)

Washington 86, New Mexico State 73
Long Beach State 72, Washington 57

1988

Pac-12 Participants (4): COLO, STAN, USC, WASH

Colorado (1-1)

Colorado 78, Eastern Illinois 72
Long Beach State 103, Colorado 64

Stanford (1-1)

Stanford 74, Montana 72 (OT)
Texas 79, Stanford 58

USC (1-1)

USC 100, Nebraska 82
Iowa 79, USC 67

Washington (1-1)

Washington 99, New Mexico State 74
Long Beach State 104, Washington 78

1989

Pac-12 Participants (4): COLO, STAN, UTAH, WASH

Colorado (0-1)

UNLV 84, Colorado 74

Stanford (2-1)

Stanford 105, Illinois State 77
Stanford 98, Iowa 74
Louisiana Tech 85, Stanford 79

Utah (0-1)

UNLV 67, Utah 53

Washington (1-1)

Washington 87, Hawai'i 79
Stephen F. Austin 73, Washington 63

1990

Pac-12 Participants (5): CAL, STAN, UCLA, UTAH, WASH

California (0-1)

Long Beach State 87, California 84

Stanford (5-0) *National Champion*

Stanford 106, Hawai'i 76
Stanford 78, Mississippi 65
Stanford 114, Arkansas 87
Stanford 75, Virginia 66 (Semifinal)
Stanford 88, Auburn 81 (Final)

UCLA (0-1)

Arkansas 90, UCLA 80 (OT)

Utah (0-1)

Mississippi 74, Utah 51

Washington (1-1)

Washington 73, South Carolina 61
Auburn 76, Washington 50

1991

Pac-12 Participants (5): STAN, USC, UTAH, WASH, WSU

Stanford (3-1)

Stanford 91, Cal State Fullerton 67
Stanford 73, Washington 47
Stanford 75, Georgia 67
Tennessee 68, Stanford 60 (Semifinal)

USC (1-1)

USC 63, Utah 52
Long Beach State 83, USC 58

Utah (0-1)

USC 63, Utah 52

Washington (1-1)

Washington 70, Iowa 53
Stanford 73, Washington 47

Washington State (0-1)

Northwestern 82, Washington State 63

1992

Pac-12 Participants (6): ASU, CAL, COLO, STAN, UCLA, USC

Arizona State (0-1)

DePaul 67, Arizona State 65

California (0-1)

Santa Clara 73, California 71

Colorado (0-1)

Southern Illinois 84, Colorado 80 (OT)

Stanford (5-0) *National Champion*

Stanford 82, UC Santa Barbara 73
Stanford 75, Texas Tech 63
Stanford 82, USC 62
Stanford 66, Virginia 65 (Semifinal)
Stanford 78, W. Kentucky 62 (Final)

UCLA (2-1)

UCLA 93, Notre Dame 72
UCLA 82, Texas 81
Southwest Missouri State 83, UCLA 57

USC (2-1)

USC 71, Montana 59
USC 61, Stephen F. Austin 57
Stanford 82, USC 62

1993

Pac-12 Participants (5): CAL, COLO, STAN, USC, WASH

California (1-1)

California 62, Kansas 47
Vanderbilt 82, California 63

Colorado (2-1)

Colorado 81, UC Santa Barbara 54
Colorado 80, Stanford 67
Texas Tech 79, Colorado 54

Stanford (1-1)

Stanford 93, Georgia 60
Colorado 80, Stanford 63

USC (1-1)

USC 78, Nebraska 60
Texas Tech 87, USC 67

Washington (1-1)

Washington 80, Montana State 51
Texas Tech 70, Washington 64

1994

Pac-12 Participants (6): COLO, ORE, OSU, STAN, USC, WASH

Colorado (2-1)

Colorado 77, Marquette 74
Colorado 92, Oregon 71
Stanford 78, Colorado 62

Oregon (1-1)

Oregon 74, Santa Clara 59
Colorado 92, Oregon 71

Oregon State (0-1)

Alabama 96, Oregon State 86

Stanford (3-1)

Stanford 81, UW-Green Bay 56
Stanford 66, Montana 62
Stanford 78, Colorado 62
Purdue 82, Stanford 65

USC (3-1)

USC 77, Portland 62
USC 76, George Washington 72
USC 85, Virginia 66
Louisiana Tech 75, USC 66

Washington (1-1)

Washington 89, Boise State 61
Purdue 86, Washington 59

1995

Pac-12 Participants (7): COLO, ORE, OSU, STAN, USC, UTAH, WASH

Colorado (3-1)

Colorado 83, Holy Cross 49
Colorado 78, Southwest Missouri State 34
Colorado 77, George Washington 61
Georgia 82, Colorado 79

Oregon (0-1)

Louisville 67, Oregon 65

Oregon State (1-1)

Oregon State 88, Tennessee State 75 (OT)
Western Kentucky 85, Oregon State 78

Stanford (4-1)

Stanford 88, UC Irvine 55
Stanford 95, Southern Methodist 73
Stanford 81, North Carolina 71
Stanford 69, Purdue 58
Connecticut 87, Stanford 60

USC (0-1)

Memphis 74, USC 72

Utah (0-1)

Southwest Missouri State 49, Utah 47

Washington (2-1)

Washington 73, Ohio 56
Washington 54, Arkansas 50
Texas Tech 67, Washington 52

1996

Pac-12 Participants (5): COLO, ORE, OSU, STAN, UTAH

Colorado (1-1)

Colorado 83, Tulane 75
Auburn 68, Colorado 61

Oregon (0-1)

Wisconsin 74, Oregon 60

Oregon State (0-1)

Stephen F. Austin 67, Oregon State 65

Stanford (4-1)

Stanford 82, Grambling 42
Stanford 94, Colorado State 63
Stanford 78, Alabama 76 OT
Stanford 71, Auburn 57
Georgia 86, Stanford 76

Utah (0-1)

Southern Mississippi 74, Utah 66

1997

Pac-12 Participants (7): ARIZ, COLO, ORE, STAN, USC, UTAH, WASH

Arizona (1-1)

Arizona 76, Western Kentucky 54
Georgia 80, Arizona 74

Colorado (2-1)

Colorado 69, Marshall 49
Colorado 66, Stephen F. Austin 57
Tennessee 75, Colorado 67

Oregon (1-1)

Oregon 80, San Diego State 68
Tennessee 76, Oregon 59

Stanford (4-1)

Stanford 111, Howard 59
Stanford 67, Texas Tech 45
Stanford 91, Virginia 69
Stanford 82, Georgia 47
Old Dominion 83, Stanford 82 (OT)

USC (1-1)

USC 68, San Francisco 55
Florida 92, USC 78

Utah (1-1)

Utah 66, Iowa State 57
Virginia 65, Utah 47

Washington (0-1)

Vanderbilt 74, Washington 62

1998

Pac-12 Participants (7): ARIZ, ORE, STAN, UCLA, UTAH, WASH

Arizona (2-1)

Arizona 75, Santa Clara 63
Arizona 94, Virginia 77
Connecticut 74, Arizona 57

Oregon (0-1)

Rutgers 79, Oregon 76

Stanford (0-1)

Harvard 71, Stanford 67

UCLA (1-1)

UCLA 75, Michigan 68
Alabama 75, UCLA 74

Utah (0-1)

Louisville 69, Utah 61

Washington (0-1)

Purdue 88, Washington 71

1999

Pac-12 Participants (4): ARIZ, ORE, STAN, UCLA

Arizona (1-1)

Arizona 87, Florida 84 (OT)
Rutgers 90, Arizona 47

Oregon (1-1)

Oregon 65, Cincinnati 56
Iowa State 85, Oregon 70

Stanford (0-1)

Maine 60, Stanford 58

UCLA (3-1)

UCLA 76, UW-Green Bay 69
UCLA 87, Kentucky 63
UCLA 77, Colorado State 68
Louisiana Tech 88, UCLA 62

2000

Pac-12 Participants (5): ARIZ, ORE, STAN, UCLA, UTAH

Arizona (1-1)

Arizona 73, Kent 61
Tennessee 75, Arizona 60

Oregon (0-1)

UAB 80, Oregon 79 (OT)

Stanford (1-1)

Stanford 81, Michigan 74 (OT)
Georgia 83, Stanford 64

UCLA (0-1)

George Washington 79, UCLA 72

Utah (0-1)

Illinois 73, Utah 58

2001

Pac-12 Participants (6): ASU, COLO, ORE, STAN, UTAH, WASH

Arizona State (0-1)

LSU 83, Arizona State 66

Colorado (1-1)

Colorado 98, Siena 78
Vanderbilt 65, Colorado 59

Oregon (0-1)

Iowa 89, Oregon 82 (OT)

Stanford (1-1)

Stanford 76, George Washington 51
Oklahoma 67, Stanford 50

Utah (2-1)

Utah 79, Fairfield 57
Utah 78, Iowa 69
Notre Dame 69, Utah 54

Washington (3-1)

Washington 67, Old Dominion 65
Washington 88, Florida 75
Washington 84, Oklahoma 67
SW Missouri State 104, Washington 87

2002

Pac-12 Participants (3): ASU, COLO, STAN

Arizona State (1-1)

Arizona State 73, Wisconsin 70
Vanderbilt 61, Arizona State 35

Colorado (3-1)

Colorado 88, Southern 61
Colorado 69, LSU 58
Colorado 62, Stanford 59
Oklahoma 94, Colorado 60

Stanford (2-1)

Stanford 76, Weber State 51
Stanford 77, Tulane 55
Colorado 62, Stanford 59

2003

Pac-12 Participants (5): ARIZ, COLO, STAN, UTAH, WASH

Arizona (0-1)

Notre Dame 59, Arizona 47

Colorado (2-1)

Colorado 84, Brigham Young 45
Colorado 86, North Carolina 67
Villanova 53, Colorado 51

Stanford (1-1)

Stanford 82, Western Michigan 66
Minnesota 68, Stanford 56

Utah (1-1)

Utah 73, DePaul 64
Duke 65, Utah 54

Washington (0-1)

UW-Green Bay 78, Washington 65

2004

Pac-12 Participants (4): ARIZ, COLO, STAN, UCLA

Arizona (0-1)

Michigan State 72, Arizona 60

Colorado (0-1)

UC Santa Barbara 76, Colorado 49

Stanford (3-1)

Stanford 68, Missouri 44
Stanford 68, Oklahoma 43
Stanford 57, Vanderbilt 55
Tennessee 62, Stanford 60

UCLA (0-1)

Minnesota 92, UCLA 82

2005

Pac-12 Participants (6): ARIZ, ASU, ORE, STAN, USC, UTAH

Arizona (1-1)

Arizona 72, Oklahoma 69
LSU 74, Arizona 43

Arizona State (2-1)

Arizona State 81, Eastern Kentucky 65
Arizona State 70, Notre Dame 61
North Carolina 79, Arizona State 72

Oregon (1-1)

Oregon 58, TCU 55
Baylor 69, Oregon 46

Stanford (3-1)

Stanford 94, Santa Clara 57
Stanford 88, Utah 62
Stanford 76, Connecticut 59
Michigan State 76, Stanford 69

USC (1-1)

USC 65, Louisville 49
Michigan State 61, USC 59

Utah (1-1)

Utah 73, Iowa State 61
Stanford 88, Utah 62

2006

Pac-12 Participants (7): ASU, CAL, STAN, UCLA, USC, UTAH, WASH

Arizona State (1-1)

Arizona State 80, Stephen F. Austin 61
Utah 86, Arizona State 65

California (0-1)

St. John's 78, California 68

Stanford (3-1)

Stanford 72, SE Missouri State 45
Stanford 88, Florida State 70
Stanford 88, Oklahoma 74
LSU 62, Stanford 59

UCLA (1-1)

UCLA 74, Bowling Green 61
Purdue 61, UCLA 54

USC (1-1)

USC 67, South Florida 65
Duke 85, USC 51

Utah (3-1)

Utah 76, Middle Tennessee State 71
Utah 86, Arizona State 65
Utah 57, Boston College 54
Maryland 75, Utah 65 (OT)

Washington (1-1)

Washington 73, Minnesota 69
LSU 72, Washington 49

2007

Pac-12 Participants (4): ASU, CAL, STAN, WASH

Arizona State (3-1)

Arizona State 57, UC Riverside 50
Arizona State 67, Louisville 58
Arizona State 67, Bowling Green 49
Rutgers 64, Arizona State 45

California (0-1)

Notre Dame 63, California 59

Stanford (1-1)

Stanford 96, Idaho State 58
Florida State 68, Stanford 61

Washington (0-1)

Iowa State 79, Washington 60

2008

Pac-12 Participants (4): ASU, CAL, STAN, UTAH

Arizona State (1-1)

Arizona State 61, Temple 54
Duke 67, Arizona State 58

California (1-1)

California 77, San Diego 60
George Washington 55, California 53

Stanford (5-1) *National Runner-up*

Stanford 85, Cleveland State 47
Stanford 88, UTEP 54
Stanford 72, Pittsburgh 53
Stanford 98, Maryland 87
Stanford 82, Connecticut 73 (Semifinal)
Tennessee 64, Stanford 48 (Final)

Utah (0-1)

Purdue 66, Utah 59

2009

Pac-12 Participants (4): ASU, CAL, STAN, UTAH

Arizona State (3-1)

Arizona State 58, Georgia 47
Arizona State 63, Florida State 58
Arizona State 84, Texas A&M 69
Connecticut 83, Arizona State 64

California (2-1)

California 70, Fresno State 47
California 99, Virginia 73
Connecticut 77, California 53

Stanford (4-1)

Stanford 74, UC Santa Barbara 39
Stanford 77, San Diego State 49
Stanford 84, Ohio State 66
Stanford 74, Iowa State 53
Connecticut 83, Stanford 64 (Semifinal)

Utah (1-1)

Utah 60, Villanova 30
Maryland 71, Utah 56

2010

Pac-12 Participants (2): STAN, UCLA Stanford (5-1) *National Runner-up*

Stanford 79, UC Riverside 67
Stanford 96, Iowa 67
Stanford 73, Georgia 36
Stanford 55, Xavier 53
Stanford 73, Oklahoma 66 (Semifinal)
Connecticut 53, Stanford 47 (Final)

UCLA (1-1)

UCLA 83, NC State 44
Nebraska 83, UCLA 70

2011

Pac-12 Participants (4): ASU, STAN, UCLA, UTAH Arizona State (0-1)

Temple 63, Arizona State 45

Stanford (4-1)

Stanford 86, UC Davis 59
Stanford 75, St. John's 49
Stanford 72, North Carolina 65
Stanford 83, Gonzaga 60
Texas A&M 63, Stanford 62 (Semifinal)

UCLA (1-1)

UCLA 55, Montana 47
Gonzaga 87, UCLA 75

Utah (0-1)

Notre Dame 67, Utah 54

2012

Pac-12 Participants (2): CAL, STAN California (1-1)

California 84, Iowa 74
Notre Dame 73, California 62

Stanford (4-1)

Stanford 73, Hampton 51
Stanford 72, West Virginia 61
Stanford 76, South Carolina 60
Stanford 81, Duke 69
Baylor 59, Stanford 47 (Semifinal)

2013

Pac-12 Participants (4): CAL, COLO, STAN, UCLA California (4-1)

California 90, Fresno State 76
California 82, South Florida 78 (OT)
California 73, LSU 63
California 65, Georgia 62 (OT)
Louisville 64, California 57 (Semifinal)

Colorado (0-1)

Kansas 67, Colorado 52

Stanford (3-1)

Stanford 72, Tulsa 56
Stanford 73, Michigan 40
Georgia 61, Stanford 59

UCLA (1-1)

UCLA 66, Stetson 49
Oklahoma 85, UCLA 72

2014

Pac-12 Participants (4): ASU, CAL, OSU, STAN, USC

Arizona State (1-1)

Arizona State 68, Vanderbilt 61
Notre Dame 84, Arizona State 67

California (1-1)

California 64, Fordham 63
Baylor 75, California 56

Oregon State (1-1)

Oregon State 55, Middle Tennessee 36
South Carolina 78, Oregon State 69

Stanford (4-1)

Stanford 81, South Dakota 62
Stanford 63, Florida State 44
Stanford 82, Penn State 57
Stanford 74, North Carolina 65
Connecticut 75, Stanford 56

USC (0-1)

St. John's 71, USC 68

2015

Pac-12 Participants (5): ASU, CAL, OSU, STAN, WASH

Arizona State (2-1)

Arizona State 74, Ohio 55
Arizona State 57, ULAR 54
Florida State 66, Arizona State 65

California (1-1)

California 78, Wichita State 66
Texas 73, California 70

Oregon State (1-1)

Oregon State 74, South Dakota State 62

Oregon State 64, Gonzaga 76

Stanford (2-1)

Stanford 73, CSU Northridge 60
Stanford 86, Oklahoma 76
Notre Dame 81, Stanford 69

Washington (0-1)

Washington 80, Miami, 83

PAC-12 IN THE NCAA TOURNAMENT

How far did they go?

A year-by-year listing of Pac-10 teams
advancing to the NCAA Round of 16 and beyond:

1982	1999
ASU.....Sweet Sixteen	UCLA.....Elite Eight
USC.....Elite Eight	
1983	2001
ASU.....Sweet Sixteen	UTAH Sweet Sixteen
OSU.....Sweet Sixteen	WASH Elite Eight
USC.....National Champions	
1984	2002
USC.....National Champions	COLO..... Elite Eight
	STANSweet Sixteen
1985	2003
UCLA.....Sweet 16	COLO.....Sweet Sixteen
USC.....Sweet 16	
1986	2004
USC.....Final Four	STAN Elite Eight
1988	2005
STAN Sweet Sixteen	STAN Elite Eight
USC.....Sweet Sixteen	ASUSweet Sixteen
WASHSweet Sixteen	
1989	2006
STAN Elite Eight	STAN Elite Eight
	UTAH Elite Eight
1990	2007
STAN National Champions	ASU Elite Eight
WASH Elite Eight	
1991	2008
STAN Final Four	STAN ... Championship Game
WASH Sweet Sixteen	
1992	2009
STAN National Champions	ASU Elite Eight
UCLA Sweet Sixteen	CAL Sweet Sixteen
USC Elite Eight	STAN Final Four
1993	2010
COLO Elite Eight	STAN ... Championship Game
STAN Sweet Sixteen	
USC Sweet Sixteen	2011
	STAN Final Four
1994	2012
COLO Sweet Sixteen	STAN Final Four
STAN Elite Eight	
USC Elite Eight	2013
1995	2014
COLO Elite Eight	STAN Final Four
STAN Final Four	
1996	2015
STAN Final Four	ASU Sweet Sixteen
	STAN Sweet Sixteen
1997	
COLO Sweet Sixteen	
STAN Final Four	
1998	
ARIZ Sweet Sixteen	

Pac-12 teams are 167-122 (.578) in NCAA Tournament games that did not pair current Conference members. League teams have faced each other 13 times in NCAA Tournament play.

PAC-12 IN THE WNIT

School	Years	Won	Lost	Pct.	Last	1st	2nd	3rd
Arizona (1996, 01, 10)	3	4	2	.667	2010	1	0	0
Arizona State (1981, 00, 03-04, 10, 12)	6	4	6	.400	2012	0	1	0
California (1979, 81, 84, 87, 10-11)	6	12	8	.600	2011	1	1	0
Colorado (1999, 08, 11-12, 14)	5	12	5	.706	2014	0	0	0
Oregon (1979, 89, 2002, 07, 10, 14)	6	14	4	.777	2014	2	0	1
Oregon State (1980, 82, 01-04, 06, 09, 12)	9	14	7	.667	2012	2	0	0
Stanford	0	0	0	—	—	0	0	0
UCLA (2015)	1	6	0	.1000	2015	1	0	0
USC (2000, 02, 11)	3	7	3	.700	2011	0	1	0
Utah (1979, 84, 99, 07, 10, 12-13)	7	9	10	.474	2013	0	1	0
Washington (1999, 2002, 04, 12-14)	6	11	6	.647	2014	0	0	0
Washington State (2014, 15)	2	0	2	.000	2015	0	0	0
Pac-12 Totals		93	53	.637		7	4	1



YEAR-BY-YEAR SUMMARY

YEAR	TEAM	W-L	FIN	YEAR	TEAM	W-L	FIN	YEAR	TEAM	W-L	FIN
1978-79	California	0-3	—	2001-02	Oregon	5-0	1st		California	1-1	—
	Oregon	2-1	—		Oregon State	1-1	—		Colorado	3-1	—
	Utah	1-2	—		USC	1-1	—		USC	5-1	2nd
1979-80	Oregon State	3-0	1st		Washington	2-1	—	2011-12	Arizona State	0-1	—
1980-81	Arizona State	2-1	2nd	2002-03	Arizona State	1-1	—		Colorado	3-1	—
	California	1-2	—		Oregon State	1-1	—		Oregon State	2-1	—
1981-82	Oregon State	3-0	1st	2003-04	Arizona State	0-1	—		Utah	1-1	—
1983-84	California	2-1	—		Oregon State	2-1	—		Washington	3-1	—
	Utah	0-3	—		Washington	1-1	—	2012-13	Utah	5-1	2nd
1986-87	California	2-1	2nd	2005-06	Oregon State	1-1	—		Washington	1-1	—
1988-89	Oregon	3-0	1st	2006-07	Oregon	1-1	—	2013-14	Colorado	2-1	—
1995-96	Arizona	3-0	1st		Utah	1-1	—		Oregon	1-1	—
1998-99	Colorado	1-1	—	2007-08	Colorado	3-1	—		Washington	3-1	—
	Utah	0-1	—	2008-09	Oregon State	1-1	—		Washington State	0-1	—
	Washington	1-1	—	2009-10	Arizona	1-1	—	2014-15	UCLA	6-0	1st
1999-00	Arizona State	0-1	—		California	6-0	1st		Washington State	0-1	—
	USC	1-1	—		Oregon	2-1	—				
2000-01	Arizona	1-1	—		Utah	1-1	—				
	Oregon State	0-1	—	2010-11	Arizona	0-1	—				

ALL-TIME RESULTS

1979

Pac-12 Participants: CAL, ORE, UTAH
California (0-3)

South Carolina 62, California 51
Minnesota 73, California 64
Utah 83, California 76

Oregon (2-1)

Oregon 85, Minnesota 74
South Carolina 84, Oregon 63 (Semifinal)
Oregon 81, N. Kentucky 72 (Consolation Final)

Utah (1-2)

Drake 88, Utah 67
Mississippi College 86, Utah 65
Utah 83, California 76

1980

Pac-12 Participants: OSU
Oregon State (3-0) *WNIT Champions*

Oregon St. 79, Mississippi College 72
Oregon St. 78, Drake 65 (Semifinal)
Oregon St. 71, North Carolina 62 (Final)

1981

Pac-12 Participants: ASU, CAL
Arizona State (2-1) *WNIT Runner-up*

Arizona State 85, Tennessee Tech 76
Arizona State 90, Drake 86 (Semifinal)
Georgia 75, Arizona State 73 (Final)

California (1-2)

California 82, Baylor 72
Georgia 80, California 68 (Semifinal)
Drake 86, California 74 (Consol. Final)

1982

Pac-12 Participants: OSU
Oregon State (3-0) *WNIT Champions*

Oregon State 71, So. Mississippi 65
Oregon St. 76, Illinois St. 61 (Semifinal)
Oregon State 76, Florida St 60 (Final)

1984

Pac-12 Participants: CAL, UTAH
California (2-1)

Western Kentucky 82, California 76
California 72, Utah 64
California 81, Oklahoma 78

Utah (0-3)

Vanderbilt 84, Utah 58
California 73, Utah 64
Illinois State 82, Utah 61

1987

Pac-12 Participants: CAL
California (2-1) *WNIT Runner-up*

California 109, Appalachian State 99
California 86, Creighton 82 (Semifinal)
Arkansas 112, California 80 (Final)

1989

Pac-12 Participants: ORE
Oregon (3-0) *WNIT Champions*

Oregon 82, DePaul 77
Oregon 93, Toledo 63 (Semifinal)
Oregon 67, San Diego State 62 (Final)

1996

Pac-12 Participants: ARIZ
Arizona (3-0) *WNIT Champions*

Arizona 80, Western Kentucky 72
Arizona 80, Arkansas 77 (Semifinal)
Arizona 79, Northwestern 63 (Final)

1999

Pac-12 Participants: COLO, UTAH, WASH
Colorado (1-1)

Colorado 70, BYU 53
Drake 88, Colorado 62

Utah (0-1)

Drake 70, Utah 62

Washington (1-1)

Washington 67, Portland 63
New Mexico 68, Washington 63

2000

Pac-12 Participants: ASU, USC
Arizona State (0-1)

Colorado State 66, Arizona State 54

USC (1-1)

USC 71, Santa Clara 64
Colorado State 66, USC 56

Pac-12 members have met 12 times in the Postseason NIT:

- Utah 83, California 76
- California 72, Utah 64
- Washington 97, USC 87, 2002
- Oregon 50, Oregon State 48, 2002
- Oregon 77, Washington 73, 2002
- California 64, Utah 54
- California 71, Oregon 57, 2010
- Colorado 81, California 65
- USC 87, Colorado 70
- Washington 52, Utah 39
- Washington 55, Oregon State 49
- Washington 93, Oregon 85, 2014

2001

Pac-12 Participants: ARIZ, OSU

Arizona (1-1)

- Arizona 85, Pepperdine 65
- New Mexico 75, Arizona 62

Oregon State (0-1)

- Brigham Young 78, Oregon State 63

2002

Pac-12 Participants: ORE, OSU, USC, WASH

Oregon (5-0) *WNIT Champion*

- Oregon 72, St. Mary's 61
- Oregon 50, Oregon State 48
- Oregon 77, Washington 73
- Oregon 65, Michigan State 54
- Oregon 54, Houston 52

Oregon State (1-1)

- Oregon State 62, Hawaii 50
- Oregon State 50, Oregon State 48

USC (1-1)

- USC 72, San Francisco 53
- Washington 97, USC 87

Washington (2-1)

- Washington 82, North Texas 61
- Washington 97, USC 87
- Oregon 77, Washington 73

2003

Pac-12 Participants: ASU, OSU

Arizona State (1-1)

- Arizona State 57, Hawaii 44
- Baylor 85, Arizona State 62

Oregon State (1-1)

- Oregon State 77, UNLV 58
- Fresno State 58, Oregon State 57

2004

Pac-12 Participants: ASU, OSU, WASH

Arizona State (0-1)

- UNLV 50, Arizona State 47

Oregon State (2-1)

- Oregon State 69, Gonzaga 64
- Oregon State 75, Nebraska 67
- Creighton 74, Oregon State 64

Washington (1-1)

- Washington 71, Pepperdine 59
- Creighton 74, Washington 69

2006

Pac-12 Participants: OSU

Oregon State (1-1)

- Oregon State 77, Santa Clara 48
- Wyoming 67, Oregon State 49

2007

Pac-12 Participants: ORE, UTAH

Oregon (1-1)

- Oregon 70, UC Santa Barbara 54
- Wyoming 64, Oregon 62

Utah (1-1)

- Utah 78, Montana 70
- Illinois 59, Utah 48

2008

Pac-12 Participants: COLO

Colorado (3-1)

- Colorado 82, Gonzaga 68
- Colorado 64, Villanova 58
- Colorado 96, TCU 90 (OT)
- Marquette 86, Colorado 72

2009

Pac-12 Participants: OSU

Oregon State (1-1)

- Oregon State 59, Portland State 47
- New Mexico 61, Oregon State 56

2010

Pac-12 Participants: ASU, CAL, ORE

Arizona State (1-1)

- Arizona State 84, New Mexico State 61
- BYU 61, Arizona State 53

California (6-0) *WNIT Champion*

- California 74, UC Davis 69 (OT)
- California 64, Utah 54
- California 71, Oregon 57
- California 76, BYU 50
- California 61, Illinois State 45 (Semifinal)
- California 73, Miami (Fla.) 61 (Final)

Oregon (2-1)

- Oregon 95, Eastern Washington 66
- Oregon 93, New Mexico 67
- California 71, Oregon 57

Utah (1-1)

- Utah 66, Saint Mary's (Calif.) 53
- California 64, Utah 54

2011

Pac-12 Participants: ARIZ, CAL, COLO, USC

Arizona (0-1)

- Utah State 103, Arizona 95

California (1-1)

- California 74, Cal Poly 60
- Colorado 81, California 65

Colorado (3-1)

- Colorado 71, UC Riverside 62
- Colorado 81, California 65
- Colorado 70, Wyoming 58
- USC 87, Colorado 70

USC (5-1)

- USC 67, UC Santa Barbara 64
- USC 78, Nevada 59
- USC 62, BYU 50
- USC 87, Colorado 70
- USC 63, Illinois State 36 (Semifinal)
- Toledo 76, USC 68 (Final)

2012

Pac-12 Participants: ASU, COLO, OSU, UTAH, WASH

Arizona State

- Pacific 77, Arizona State 62

Colorado (3-1)

- Colorado 54, Northern Colorado 42
- Colorado 64, South Dakota 55
- Colorado 48, Villanova 47
- Oklahoma State 78, Colorado 70

Oregon State (2-1)

- Oregon State 66, UC Davis 48
- Oregon State 56, Saint Mary's 41
- Washington 55, Oregon State 49

Utah (1-1)

- Utah 69, Utah State 58
- Washington 52, Utah 39

Washington (3-1)

- Washington 90, Cal Poly 71
- Washington 52, Utah 39
- Washington 55, Oregon State 49
- San Diego 58, Washington 47

2013

Pac-12 Participants: UTAH, WASH

Utah (5-1)

- Utah 56, Long Beach State 49
- Utah 61, San Diego 50
- Utah 60, Pacific 55 (OT)
- Utah 58, Saint Mary's 55
- Utah 54, Kansas State 46 (OT)
- Drexel 46, Utah 43

Washington (3-1)

- Washington 65, Eastern Washington 60
- Pacific 85, Washington 78

2014

Pac-12 Participants: COLO, ORE, WASH, WSU

Colorado (2-1)

- Colorado 78, TCU 71
- Colorado 79, Southern Utah 68
- UTEP 68, Colorado 60

Oregon (1-1)

- Oregon 90, Pacific 63
- Washington 93, Oregon 85

Washington (3-1)

- Washington 67, Hawai'i 50
- Washington 93, Oregon 85
- Washington 62, San Diego 55
- UTEP 70, Washington 63

Washington State (0-1)

- Montana 90, Washington State 78

NOTE: *The WNIT was not played during the 1996-97 season.*

2015

Pac-12 Participants: UCLA, WSU

UCLA (6-0)

- UCLA 70, CSU Bakersfield 54
- UCLA 63, San Diego 58
- UCLA 74, Northern Colorado 60
- UCLA 82, Saint Mary's 66
- UCLA 69, Michigan 65
- UCLA 62, West Virginia 60

Washington State (0-1)

- Eastern Washington 67, Washington State 54

Many outstanding Pac-12 women's basketball players have gone on to succeed at the professional level, as 16 former Pac-12 stars were on the opening day rosters as players or coaches in the WNBA. Headlining the list of former Pac-12 athletes who have played in the WNBA is Lisa Leslie, a five-time All-WNBA first team honoree and the 2002 WNBA Finals MVP who retired in 2009. Leslie became the first WNBA player to amass 5,000 career points and recorded the first dunk in league history during the 2002 season. She guided the Los Angeles Sparks to back-to-back league titles in 2001 and 2002. Fellow USC alums and retired WNBA stars Tina Thompson and Cynthia Cooper helped guide the Houston Comets to four-straight WNBA titles from 1997-2000. Most recently, former Stanford Cardinal and current LA Spark Nnemkadi Ogwumike was named the WNBA's Rookie of the Year in 2012. Two years later, her sister Chiney won the award as a member of the Connecticut Sun.



USC's Lisa Leslie was named the MVP of the 2002 WNBA Championship.

#9 LISA LESLIE (USC)

- Starting center for the Los Angeles Sparks, three-time MVP, named to the WNBA All-Decade Team
- First WNBA player to amass 5,000 career points
- Recorded first dunk in WNBA history during 2002 season
- Named MVP of the 2002 WNBA Championship
- Named MVP of the WNBA All Star game in 1999, 2001 and 2002
- Named to the All-WNBA Second Team in 1998, 1999 and 2005, First Team in 1997, 2000, 2001, 2002, 2003, 2004 and 2006
- Helped lead Sparks to two WNBA titles in 2001 and 2002
- Seven-time All-Star participant and All-Star MVP in 2001, 2004 and 2006



UCLA's Natalie Williams was USA Basketball's Female Athlete of the Year in 1999.

#24 NATALIE WILLIAMS (UCLA)

- Named first team All-WNBA in 1999, 2001
- Competed in the now-defunct ABL, was selected as the 1998 ABL MVP and named to the ABL All-Star Game
- Led league in total rebounds (336) and rebounds per game (11.6) and double-doubles
- Five-time All-Star selection- 1999, 2000, 2001, 2003 and 2004
- USA Basketball's Female Athlete of the Year in 1999



USC's Tina Thompson (left) and Cynthia Cooper (right) celebrate four straight WNBA titles with the Houston Comets.

#7 TINA THOMPSON (USC)

- A starter for the four-time WNBA champion Houston Comets ('97, '98, '99, '00)
- Named to the All-WNBA First Team in 1997, 1998 and 2004 and Second Team in 1999, 2000, 2001 and 2002
- Named Most Valuable Player in the WNBA 2000 All Star game
- One of just five women to play in four WNBA All Star games
- Became just the second player in WNBA history to surpass the 4,000 point mark
- Named to the WNBA All-Decade Team

#14 CYNTHIA COOPER (USC)

- A member of the four-time WNBA champion Houston Comets ('97, '98, '99, '00)
- Named MVP of the WNBA Championship in 1997, 1998 and 2000
- Named the winner of the WNBA Most Valuable Award in both 1997 and 1998
- Selected to the All-WNBA First Team all four years (1997-00) and WNBA All-Decade Team
- Led the WNBA in scoring in 1997 (22.2 ppg) and 1998 (22.7 ppg)

PAC-12 PLAYERS IN THE WNBA (2015)

Player	School/Graduated	WNBA Team
Jayne Appel	Stanford '10	San Antonio Silver Stars
Brittany Boyd	California '15	New York Liberty
Layshia Clarendon	California '13	Indiana Fever
Jacki Gemelos	USC '12	Chicago Sky
Reshanda Gray	California '15	Atlanta Dream
Julie Brase Hargrove	Arizona '03	Phoenix Mercury, Asst. Coach
Briann January	Arizona State '09	Indiana Fever
Leilani Mitchell	Utah '08	Phoenix Mercury
Chiney Ogwumike	Stanford '14	Connecticut Sun
Nnemkadi Ogwumike	Stanford '12	Los Angeles Sparks
Shelley Patterson	Washington State '83	Minnesota Lynx, Asst. Coach
Kayla Pedersen	Stanford '11	Connecticut Sun
Jeanette Pohlen	Stanford '11	Indiana Fever
Noelle Quinn	UCLA '07	Phoenix Mercury
Karleen Thompson	USC '97	Atlanta Dream, Asst. Coach
Candice Wiggins	Stanford '08	Los Angeles Sparks



Stanford's Chiney Ogwumike was the second player in three years, and third all-time, to be drafted No. 1 overall. She went on to be named WNBA Rookie of the Year.

ARIZONA

Aida Barnes	Arizona '98
Minnesota	1999
Cleveland	2000
Seattle	2002-04
Julia Brase	Arizona '03
Phoenix, Asst. Coach	2006-11, 13-14
Davellyn Whyte	Arizona '13
San Antonio	2013

ARIZONA STATE

Monique Ambers	Arizona State '93
Sacramento, Asst. Coach	2002-09
New York, Asst. Coach	2012
Michelle Cherry	Arizona State '92
Sacramento, Asst. Coach	2002
Kym Hampton	Arizona State '84
New York	1999
Briann January	Arizona State '09
Indiana	2009-15

CALIFORNIA

Laura Baker	California '91
Phoenix Mercury	1999
Brittany Boyd	California '15
New York Liberty	2015
Gennifer Brandon	California '14
Chicago	2014
Layshia Clarendon	California '13
Indiana	2013-15
Reshanda Gray	California '15
Atlanta Dream	2015
Alex Gray-Lawson	California '10
Phoenix	2011-12
Carolyn Jenkins	California '90
Minnesota, Asst. Coach	2003-08
Teresa Palmisano	California '91
Cleveland Rockers	1999
Trisha Stafford-Odom	California '92
Houston	2001
Miami	2002
Ashley Walker	California '09
Seattle	2009
Milica Vukadinovic	California '93
Charlotte Sting	1997

COLORADO

Tera Bjorklund	Colorado '04
Charlotte	2004
Isabelle Fijalkowski	Colorado '95
Cleveland	1997-98
Chucky Jeffery	Colorado '13
New York	2013
Raegan Scott	Colorado '97
Utah	1997
Cleveland	1998

OREGON

Brandi Davis	Oregon '06
Los Angeles	2006
Edniesha Curry	Oregon '03
Phoenix	2003-04
Los Angeles	2005
Taylor Lilley	Oregon '10
Phoenix	2010
Catherine Kraayeveld	Oregon '05
New York	2005-09
Chicago	2010-11
Atlanta	2012
San Antonio	2013
Jenny Mowe	Oregon '01
Portland	2001-02

OREGON (cont'd)

Shaquala Williams	Oregon '02
Los Angeles	2003-04
Seattle Storm, Asst. Coach	2014
Angelina Wolvert	Oregon '02
Cleveland	2001

OREGON STATE

Felicia Raglund	Oregon State '02
Seattle	2002
Houston	2005

STANFORD

Jayne Appel	Stanford '10
San Antonio	2010-15
Jennifer Azzi	Stanford '90
Detroit	1999
Utah	2000-02
San Antonio	2003
Bethany Donaphin	Stanford '02
New York	2003-04
Milena Flores	Stanford '00
Miami	2000
Kristen Folkl	Stanford '98
Minnesota	1999-00
Portland	2001-02
Sonja Henning	Stanford '91
Houston	1999, 02
Seattle	2000-02
Indiana	2003
Washington	2003
Naomi Multiauaopele	Stanford '98
Utah	2000
Vanessa Nygaard	Stanford '98
Cleveland	1999
Portland	2000-01
Miami	2002
Los Angeles	2003
San Antonio, Asst. Coach	2008
Nnemkadi Ogwumike	Stanford '12
Los Angeles	2012-15
Chiney Ogwumike	Stanford '12
Connecticut	2014-15
Heather Owen	Stanford '98
Washington	1999-00
Kate Paye	Stanford '95
Minnesota	2000-01
Seattle	2002
Kayla Pedersen	Stanford '11
Tulsa	2011-12
Connecticut	2013-15
Jeanette Pohlen	Stanford '11
Indiana	2011-13, 15
Nicole Powell	Stanford '04
Charlotte	2004
Sacramento	2005-09
New York	2010-12
Seattle Storm	2013-14
Olympia Scott	Stanford '98
Utah	1998-99
Detroit	1999-2000
Indiana	2001-02, 06
Charlotte	2004
Sacramento	2005
Phoenix	2007-08
Brooke Smith	Stanford '07
Phoenix	2008-10
Charmin Smith	Stanford '97
Minnesota	1999
Seattle	2000-01
Phoenix	2003

STANFORD (cont'd)

Kate Starbird	Stanford '97
Sacramento	1999
Utah	2000-02
Seattle	2002
Indiana	2004
Kate Steding	Stanford '90
Sacramento	2000
Seattle	2001
Atlanta, Asst. Coach	2008
Joslyn Tinkle	Stanford '13
Seattle	2013
Jamila Wideman	Stanford '97
Los Angeles	1997-98
Cleveland	1999
Portland	2000
Candice Wiggins	Stanford '08
Minnesota	2008-12
Tulsa	2013
Los Angeles	2014
New York	2015
Val Whiting	Stanford '93
Detroit	1999
Minnesota	2000-02
Lindsay Yamasaki	Stanford '02
Miami	2002
New York	2003

UCLA

Nicole Anderson	UCLA '93
Los Angeles	1999
Nikki Blue	UCLA '06
Washington	2006-09
New York	2010
Sandra Van Embricqs	UCLA '90
Los Angeles	1999
Michelle Greco	UCLA '03
Seattle	2004
Maylana Martin	UCLA '00
Minnesota	2000-01
Charlotte	2002
Noelle Quinn	UCLA '07
Minnesota	2007-08
Los Angeles	2009-11
Washington	2012
Seattle	2013-14
Phoenix	2015
Rehema Stephens	UCLA '92
Sacramento	1998
Natalie Williams	UCLA '92
Utah	1999-2002
Indiana	2003-05
Lisa Willis	UCLA '06
Los Angeles	2006
New York	2007-08

USC

Michelle Campbell	USC '97
Utah	1999
Washington	2000
Cynthia Cooper	USC '86
Houston	1997-2000, 03
Phoenix, Head Coach	2001-02
Kim Gessig	
Los Angeles	1997
Jacki Gemelos	USC '12
Chicago Sky	2015
Briana (Gilbreath) Butler	USC '12
Phoenix	2013
Connecticut	2014
Indiana	2015

USC (cont'd)

Ebony Hoffman	USC '04
Indiana	2004-10
Los Angeles	2011-13
Connecticut	2014
Monica Lamb	USC '87
Houston	1998-2000
Lisa Leslie	USC '94
Los Angeles	1997-09
Nicky McCrimmon	USC '94
Los Angeles	2000-04
Pamela McGee	
Sacramento	1997
Los Angeles	1998
Cheryl Miller	
Phoenix, Head Coach	1997-2000
Eshaya Murphy	USC '07
Minnesota	2007
Detroit	2008
Indiana	2009-10
Chicago	2010-13
Phoenix	2014
Karleen Thompson	USC '96
Los Angeles, Asst. Coach	2002-04
Los Angeles, Interim Head Coach	2005-06
Houston, Asst. Coach	2005-06
Houston, Head Coach	2007
Atlanta Dream, Asst. Coach	2014-15
Tina Thompson	USC '97
Houston	1997-08
Los Angeles	2009-11
Seattle	2012-13
Adrain Williams	USC '99
Phoenix	2000-03
San Antonio	2004
Minnesota	2006
Sacramento	2007

UTAH

Leilani Mitchell	Utah '08
New York	2008-13
Phoenix	2015
Kim Smith	Utah 2006
Sacramento	2006-08
Shona Thorburn	Utah '06
Minnesota	2006
Seattle	2007

WASHINGTON

Amber Hall	Washington '99
Portland	2002
Kristen O'Neill	Washington '03
Seattle	2008
Jamie Redd	Washington '99
Seattle	2000, 01, 02

WASHINGTON STATE

Shelley Patterson	Washington State '83
Indiana, Asst. Coach	2002-04
Charlotte, Asst. Coach	2006-09
Minnesota, Asst. Coach	2010-15

PAC-12 IN THE WNBA DRAFT HISTORY

1997 Player Allocation Draft

Player	School	Pos.	Rd	Pick	Team
Cynthia Cooper	USC	Guard		6	Houston Comets
Lisa Leslie	USC	Center		7	Los Angeles Sparks

1997 - Elite Draft

Player	School	Pos.	Rd	Pick	Team
Isabelle Fijalkowski	Colorado	C/F	1	2	Cleveland Rockers
Kym Hampton	ASU	C/F	1	4	New York Liberty

1997 - College Draft

Player	School	Pos.	Rd	Pick	Team
Tina Thompson	USC	Forward	1	1	Houston Comets
Pamela McGee	USC	Center	1	2	Sacramento Monarchs
Jamila Wideman	Stanford	Guard	1	3	Los Angeles Sparks
Raegan Scott	Colorado	F/C	3	21	Utah Starzz
Monique Ambers	ASU	Forward	4	25	Phoenix Mercury

1998 - College Draft

Player	School	Pos.	Rd	Pick	Team
Olympia Scott	Stanford	F/C	2	11	Utah Starzz
Rehema Stephens	UCLA	Guard	3	25	Los Angeles Sparks
Tanja Kostic	Oregon St.	Forward	3	26	Cleveland Rockers
Adia Barnes	Arizona	Forward	4	33	Sacramento Monarchs
Vanessa Nygaard	Stanford	Forward	4	39	New York Liberty
Monica Lamb-Lattin	USC	Center	4	40	Houston Comets

1999 - Expansion Draft

Player	School	Pos.	Rd	Pick	Team
Kristin Folk	Stanford	Forward		1	Minnesota

1999 - College Draft

Player	School	Pos.	Rd	Pick	Team
Natalie Williams	UCLA	Center	1	3	Utah Starzz
Jennifer Azzi	Stanford	Guard	1	5	Detroit Shock
Val Whiting	Stanford	Center	2	17	Detroit Shock
Sonja Henning	Stanford	Guard	2	24	Houston Comets
Kate Starbird	Stanford	Guard	3	26	Sacramento Monarchs

2000 - College Draft

Player	School	Pos.	Rd	Pick	Team
Maylana Martin	UCLA	Forward	1	10	Minnesota Lynx
Naomi Multiauaopele	Stanford	Center	1	12	Utah Starzz
Katy Steding	Stanford	Forward	1	14	Sacramento Monarchs
Adrain Williams	USC	F/C	2	21	Phoenix Mercury
Milena Flores	Stanford	Guard	3	40	Miami Sol
Rhonda Y Smith	Washington	Center	3	46	Sacramento Monarchs
Marte Alexander	Arizona	Center	3	47	Los Angeles Sparks
Sophie Von Saldern	California	F/C	4	49	Cleveland Rockers
Nicky McCrimmon	USC	Guard	4	63	Los Angeles Sparks

2001 - College Draft

Player	School	Pos.	Rd	Pick	Team
Jenny Mowe	Oregon	Center	2	20	Portland Fire
Angeline Wolvert	Oregon	F/C	3	43	Cleveland Rockers
Reshea Bristol	Arizona	Guard	4	50	Charlotte Sting
Carolyn Moos	Stanford	Center	4	53	Phoenix Mercury

2002 - College Draft

Player	School	Pos.	Rd	Pick	Team
Felicia Ragland	Oregon St	Guard	2	28	Seattle Storm
Lindsey Yamasaki	Stanford	G/F	2	29	Miami Sol
Mandy Nightingale	Colorado	Guard	3	37	Portland Fire
Edniesha Curry	Oregon	Guard	3	41	Charlotte Sting
LaKeisha Taylor	Arizona	Center	4	49	Indiana Fever
Melody Jackson	Arizona St	Center	4	50	Portland Fire
Cori Enghusen	Stanford	Center	4	58	Houston Comets
Elizabeth Pickney	Arizona	Forward	4	60	Sacramento Monarchs

2003 - College Draft

Player	School	Pos.	Rd	Pick	Team
Shaquala Williams	Oregon	Guard	3	30	Cleveland Rockers
Nicole Kaczmarek	UCLA	Guard	3	39	New York Liberty

2004 - College Draft

Player	School	Pos.	Rd	Pick	Team
Nicole Powell	Stanford	Guard	1	3	Charlotte Sting
Ebony Hoffman	USC	Center	1	9	Indiana Fever

2005 - College Draft

Player	School	Pos.	Rd	Pick	Team
DeeDee Wheeler	Arizona	Guard	2	26	Los Angeles Sparks
Catherine Kraayeveld	Oregon	Forward	3	27	San Antonio Silver Stars

2006 - College Draft

Player	School	Pos.	Rd	Pick	Team
Lisa Willis	UCLA	Guard	1	5	Los Angeles Sparks
Shona Thorburn	Utah	Guard	1	7	Minnesota Lynx
Kim Smith	Utah	Forward	1	13	Sacramento Monarchs
Nikki Blue	UCLA	Guard	2	19	Washington Mystics

2007 - College Draft

Player	School	Pos.	Rd	Pick	Team
Noelle Quinn	UCLA	Guard	1	4	Minnesota Lynx
Shay Murphy	USC	Guard	2	15	Minnesota Lynx
Brooke Smith	Stanford	Center	2	23	Sacramento Monarchs
Kristen Newlin	Stanford	F/C	3	34	Houston Comets
Emily Westerberg	Arizona St	Forward	3	37	Phoenix Mercury

2008 - College Draft

Player	School	Pos.	Rd	Pick	Team
Candice Wiggins	Stanford	Guard	1	3	Minnesota Lynx
Lindsey Pluimer	UCLA	Guard	2	20	Washington Mystics
Leilani Mitchell	Utah	Guard	2	25	Phoenix Mercury

2009 - College Draft

Player	School	Pos.	Rd	Pick	Team
Briann January	Arizona	Guard	1	6	Indiana Fever
Ashley Walker	California	Forward	1	12	Seattle Storm
Camille LeNoir	USC	Guard	2	23	Washington Mystics
Morgan Warburton	Utah	Guard	3	33	Sacramento Monarchs

2010 - College Draft

Player	School	Pos.	Rd	Pick	Team
Jayne Appel	Stanford	F/C	1	5	San Antonio Silver Stars
Alexis Gray-Lawson	California	Guard	3	30	Washington Mystics

2011 - College Draft

Player	School	Pos.	Rd	Pick	Team
Kayla Pedersen	Stanford	Forward	1	7	Tulsa Shock
Jeanette Pohlen	Stanford	Guard	1	9	Indiana Fever
Brittany Spears	Colorado	Forward	2	19	Phoenix Mercury
Ify Ibekwe	Arizona	Center	2	24	Seattle Storm

2012 - College Draft

Player	School	Pos.	Rd	Pick	Team
Nnemkadi Ogwumike	Stanford	Forward	1	1	Los Angeles Sparks
Jacki Gemelos	USC	Guard	3	31	Minnesota Lynx
Amanda Johnson	Oregon	Forward	3	33	Phoenix Mercury
Briana Gilbreath	USC	Guard	3	35	Washington Mystics

2013 - College Draft

Player	School	Pos.	Rd	Pick	Team
Layshia Clarendon	California	Guard	1	9	Indiana Fever
Davellyn Whyte	Arizona	Guard	2	16	San Antonio Silver Stars
Chucky Jeffery	Colorado	Guard	2	24	Minnesota Lynx

2014 - College Draft

Player	School	Pos.	Rd	Pick	Team
Chiney Ogwumike	Stanford	Forward	1	1	Connecticut Sun
Michelle Plouffe	Utah	Forward	2	19	Seattle Storm
Cassie Harberts	USC	Forward	2	20	Atlanta Dream
Gennifer Brandon	California	Forward	2	22	Chicago Sky
Mikaela Ruff	Stanford	Forward	3	31	Seattle Storm

2015 - College Draft

Player	School	Pos.	Rd	Pick	Team
Brittany Boyd	California	Guard	1	9	New York Liberty
Reshanda Gray	California	Forward	2	16	Minnesota Lynx
Amber Orrange	Stanford	Guard	2	23	New York Liberty
Promise Amukamara	Arizona State	Guard	3	36	Phoenix Mercury



Former Cardinal Nnemkadi Ogwumike was the No. 1 draft pick in the 2012 WNBA Draft. She went on to win the WNBA's Rookie of the Year.



LARRY SCOTT - COMMISSIONER

Throughout his career as a student-athlete, professional athlete, and sports executive, Larry Scott has been a game changer: a bold, innovative leader with a vision for transformative change — from equal prize money at Wimbledon to expansion and revitalization of the Pac-12 Conference. Commissioner Scott's firm belief that sport has the power to be a force for positive change has been the hallmark of his career.

EXPANSION AND INNOVATION AT THE PAC-12

In his six years as Pac-12 Commissioner, with the support of the Pac-12's member universities' presidents and chancellors, Scott has orchestrated a rebranding of the Conference, with messages of innovation, excellence, and the advantages of a West Coast location at its core. Scott also led the Conference through an expansion for the first time since 1978 by successfully adding Colorado and Utah.

During his tenure, the Pac-12 added a Football Championship Game, transformed the Conference basketball tournaments into must-attend events, and secured an agreement for equal revenue sharing for the first time ever.

Scott has also led a transformation of the Conference's media posture by delivering much-needed revenue, dramatically increasing exposure for women's and Olympic sports, establishing digital and mobile platforms for Pac-12 content, and creating training and employment opportunities for thousands of Pac-12 students interested in launching media careers. To achieve these goals, he delivered a landmark media rights agreement with ESPN and Fox Sports and created Pac-12 Networks, the first-ever integrated media company owned by a collegiate conference.

Commissioner Scott and the presidents and chancellors of the Pac-12 have led the way in ensuring that the academic mission and welfare of student-athletes remain the primary focus of intercollegiate athletics. Through a series of reforms, Pac-12 schools have committed to enhanced student-athlete benefits, including increasing scholarship limits to cover the full cost of attending college, and the Pac-12 has formally added student-athletes to its governance structure.

Under Scott's leadership, the Pac-12 also created a Student-Athlete Health Initiative that is a collective effort between the conference and our member universities to find ways to reduce injuries, share current best practices and latest studies, and conduct research to uncover new ways to keep student-athletes as safe as possible. The 7,000 student-athletes in the Pac-12 benefit deeply from college athletics as their sports provide them an avenue to graduate from some of the best universities in the world. Scott is staunchly committed to retaining college sports a vital component of American higher education by continually adapting to the changing needs of today's student-athletes.

His vision for the Conference also reaches beyond geographic borders. In 2011, Scott launched the Pac-12 Globalization Initiative, which aims to expand the Conference's footprint in Asia. Since its advent, the initiative has been the catalyst for several athletic events and student-athlete cultural exchange programs in China. This year, the Pac-12 will host the first-ever regular season basketball game, collegiate or professional, to be played in China as the University of Washington takes on the University of Texas.

PROVEN LEADERSHIP IN ATHLETICS

Scott succeeded Tom Hansen as the sixth Commissioner of what was then the Pac-10 Conference on July 1, 2009. Before that, he served for six years as Chairman and Chief Executive Officer of the Sony Ericsson Women's Tennis Association (WTA) Tour, where he helped generate unprecedented growth and popularity for women's professional tennis on a global scale.

At the WTA Tour, Scott worked with Billie Jean King and others to achieve the long-sought goal of equal prize money for women in tennis' grand slam events. He also became the architect of the largest-ever sponsorship in both women's sports and professional tennis, a six-year \$88-million title sponsorship agreement with Sony Ericsson. His many other WTA achievements include the largest television deal in women's tennis history, a reform package that led to a 40 percent increase in prize money, and \$750 million in facilities investments.

Scott's career in athletics extends back to his captaincy of the Harvard men's tennis team, where he was named an All-American, earned a B.A. in History, and developed a first-hand understanding of the importance of maintaining a balance between academics and athletics.

He went on to play tennis professionally on the ATP circuit, winning one title, and then going on to work for more than a decade with the ATP, where his roles included Chief Operating Officer, President of ATP Properties, and Executive Vice President of the International Group. In those roles, he was credited with significantly increasing the global popularity of men's tennis, establishing the Tennis Masters Cup as one of the sport's most successful events, negotiating a renewal of the ATP's 13-year partnership with Mercedes-Benz that remains one of the preeminent sponsorship agreements in tennis history, and launching tournaments in places like China and the Persian Gulf.

RECOGNITION AND SERVICE

Scott has earned major recognition for his visionary leadership: In 2012, he was a finalist for Sports Executive of the Year by the Sports Business Journal and was awarded the Vision Award by Cynopsis Sports. Also that year, the Pac-12 was nominated by Sports Business Journal as Sports League of the Year. In 2013, Scott was given the Americanism Award by the Anti-Defamation League in tribute to his work to affect positive change through sports. Scott also serves on the Board of the Women's Sports Foundation.

During his tenure as Commissioner, he has increasingly become a leader in intercollegiate athletics, playing a major role in creation of the new College Football Playoff, demonstrating leadership in the drive for reform of the NCAA, and being a strong advocate for maintaining the primacy of academics and the welfare of the student-athlete.

Larry and his wife, Cybille, live in Danville, Calif., and have three children, Alexander, Sebastian and Alannah.

SCOTT QUICK FACTS

CURRENT POSITION:

Commissioner
Pac-12 Conference
July 1, 2009-Present

PREVIOUS POSITION:

Chairman & CEO • WTA Tour
April 15, 2003-June 30, 2009

HONORS:

- Finalist for Sports Business Journal Sports Executive of the Year, 2012
- Vision Award Winner, Cynopsis Sports Awards, 2012
- Americanism Award Recipient, Anti-Defamation League, 2013
- TIME Magazine's List of Best Sports Executives, 2008

EDUCATION:

Harvard University, B.A. European History
1986 graduate with Honors

ATHLETIC ACCOMPLISHMENTS:

All-American tennis player at Harvard
Three-year professional tennis player, winning one ATP title

PREVIOUS PAC-12 COMMISSIONERS

EDWIN N. ATHERTON
1940-1944

VICTOR O. SCHMIDT
1944-1959

THOMAS J. HAMILTON
1959-1971

WILES HALLOCK
1971-1983

THOMAS C. HANSEN
1983-2009

LAWRENCE G. SCOTT
2009-Present

LEARFIELD SPORTS DIRECTORS' CUP

The STANFORD Cardinal captured their 21st-consecutive Directors' Cup in leading the Pac-12 Conference to an unprecedented 1-2-3 finish in the final 2014-15 Division I Learfield Sports Directors' Cup standings, the National Association of Collegiate Directors of Athletics (NACDA) announced.

Led by a pair of spring NCAA titles in women's golf and women's water polo, Stanford won its 21st-consecutive Cup. Six top three finishes, and eight top five finishes propelled the Cardinal in tallying an impressive 1,448.00 points.

UCLA finished second (1,236.00 points) for the seventh time and for the first time since a three-year run as runner-up from 2006-08. The Bruins captured the men's water polo title in the fall, and posted runner-up finishes in men's soccer, women's tennis and women's water polo. USC placed third overall, its best finish ever in the Directors' Cup, with 1,209.00 points. The Trojans collected top-four finishes in six championships during the 2014-15 year. Behind its national title in women's swimming, as well as runner-up finishes in rowing and men's swimming, CALIFORNIA placed 12th with 937.25 points. OREGON benefited with three NCAA titles (men's indoor track and field, men's and women's outdoor track and field) and placed 13th with 933.50 points, while WASHINGTON placed 24th with 756.75 points.

ARIZONA STATE and ARIZONA finished 30th (683.30) and 36th (566.25), respectively. COLORADO, which added a pair of NCAA titles in men's cross country and skiing, finished 43rd with 539.50 points, UTAH was 56th overall (445.00), followed by OREGON STATE (65th, 334.25) and WASHINGTON STATE (tied 170th, 91.00).

The success of the Pac-12 in the Directors' Cup was bolstered by the capturing of nine NCAA titles, most among all conferences. In addition, eight Pac-12 league members finished among the top four in 19 NCAA championships.

The Directors' Cup was developed as a joint effort between the National Association of Collegiate Directors of Athletics (NACDA) and USA Today. Points are awarded based on each institution's finish in up to 20 sports - 10 women's and 10 men's

CONFERENCE COMPARISON

Conference*	Top 25 Schools	Membership Ratio
1. SEC (14)	7	.500
2. Pac-12 (12)	6	.500
3. ACC (15)	5	.333
4. Big Ten (14)	4	.286
5. Big 12 (10)	3	.300

* based on 2014-15 membership

WHERE THEY RANKED

	School	Total Pts
1.	Stanford	1448.00
2.	UCLA	1236.00
3.	USC	1209.00
12.	California	937.25
13.	Oregon	933.50
24.	Washington	756.75
30.	Arizona State	683.30
36.	Arizona	566.25
43.	Colorado	539.50
56.	Utah	445.00
65.	Oregon State	334.25
170.	Washington State	91.00

TOM HANSEN CONFERENCE MEDAL WINNERS



A Conference Medal is awarded annually to each member institution's outstanding senior male and female student-athlete based on the exhibition of the greatest combination of performance and achievement in scholarship, athletics and leadership.

Conference medal winners have been named every year since the 1960-61 academic year. In 2009, the Pac-12 re-named the award the Tom Hansen Conference Medal in honor of Hansen, who retired at the end of June 2009 after serving for 26 years as Commissioner of the Pac-10.

Following are the 2014-15 award winners:

2014-15 PAC-12 TOM HANSEN CONFERENCE MEDAL WINNERS

School	Men	Women
Arizona	Kevin Cordes, Swimming	Samantha Pickens, Diving
Arizona State	Taylor Kelly, Football	Shelby Houlihan, Cross Country/Track & Field
California	Chris Adcock, Football	Reshanda Gray, Basketball
Colorado	Rune Oedegaard, Skiing	Brooke Wales Granstrom, Skiing
Oregon	Marcus Mariota, Football	Janie Takeda, Softball
Oregon State	Sean Mannion, Football	Tayla Woods, Volleyball
Stanford	Chasson Randle, Basketball	Kelsey Harbin, Field Hockey
UCLA	Dennis Mkrтчian, Tennis	Samantha Peszek, Gymnastics
USC	Cristian Quintero, Swimming	Zoe Scandalis, Tennis
Utah	Delon Wright, Basketball	Georgia Dabritz, Gymnastics
Washington	Hau'oli Kikaha, Football	Krista Vansant, Volleyball
Washington State	DaVonté Lacy, Basketball	Nicole Setterlund, Soccer



JAMIE ZANINOVICH • Deputy Commissioner and Chief Operating Officer

Deputy Commissioner Jamie Zaninovich comes to the Pac-12 after six years as the commissioner of the West Coast Conference. At the Pac-12, Zaninovich has responsibility for all aspects of the Pac-12 Conference's administrative operations, including television administration, sport management, championships, football bowl relationships, governance, enforcement, compliance, and officiating.

In his time with the WCC, Zaninovich led the conference through a period of unprecedented membership growth, transformed the conference basketball championships into successful events, and brought forward television and digital media advances that showcased the WCC's brand regionally, nationally and internationally.

Zaninovich was a member of the NCAA Division I Men's Basketball Committee from 2011-2014 and is a past Chair of the Division I Collegiate Commissioners Association Division I Subdivision. He is also a founding member of the Board of Managers and Competition Committee of the Men's Basketball Officiating LLC, a past member of the NCAA Committee on Women's Athletics and was named one of the prestigious "40 Under 40" honorees by the Sports Business Journal in 2010.

A native of Eugene, Oregon, Zaninovich is a graduate of Stanford University and the Stanford University Graduate School of Business. Prior to the WCC, he served as a sports administrator at both Stanford and Princeton University.



WOODIE DIXON • General Counsel, Senior Vice President Business Affairs

Woodie Dixon joined the Pac-12 in April 2010 and manages all business affairs, in-house legal matters and human resources for the Conference and Pac-12 Networks, as well as football administration for the Conference.

Prior to joining the Pac-12, Dixon spent six years (2004-10) as General Counsel for the NFL's Kansas City Chiefs overseeing all legal matters for the franchise, including player, marketing, sponsorship, stadium operations, special event and sales contracts, litigation and licensing. Previously, he has practiced law with the NFL, Sidley, Austin, Brown & Wood LLP in Chicago, and Dorsey & Whitney LLP in Minneapolis, Minn.

Dixon is a graduate of Harvard Law School, the University of Massachusetts graduate program in Sports Management and Amherst College.



DANETTE LEIGHTON • Chief Marketing Officer

Danette Leighton joined the Pac-12 Conference in April 2010 as the Conference's first Chief Marketing Officer. Her responsibilities include leading the Conference and Pac-12 Networks in the development and implementation of strategic marketing and communication programs, as well as integrating and supporting the marketing interests of the member institutions. She oversees the areas of business operations, communications, event operations, marketing, public affairs and ticket sales, as well as the communications and marketing departments at Pac-12 Networks..

An Arizona graduate, Leighton returns to the Pac-12 where she began her career as a public relations intern. Most recently, she acted as Vice President of Marketing and Brand Development for Maloof Sports & Entertainment. She spent the last decade overseeing all marketing and branding efforts for the NBA's Sacramento Kings and ARCO Arena, as well as the business operations for the WNBA's Sacramento Monarchs.

Previously, she led Sony's sports marketing division, focusing on the PGA Tour and the Sony Open in Hawai'i. She also served as the executive director of the 1999 NCAA Women's Basketball Final Four at Stanford and worked in public relations for the Fiesta Bowl.



RON MCQUATE • Chief Financial Officer

Ron McQuate joined the Pac-12 in March 2010 as the Chief Financial Officer and manages the finances for the Conference and Pac-12 Networks. Prior to joining the Pac-12, McQuate spent seven years at the Sony Ericsson WTA Tour (WTA) where he served Sr. Vice President of Finance.

Before the WTA, McQuate acted as Vice President of Finance for the Soccer, Europe, and Events Divisions of AEG in Los Angeles, Calif.

He began his career in sports with the Cleveland Indians as Controller and then Director of Corporate Planning and Development. McQuate earned his B.S.B.A. in accounting from the University of Dayton.



GLORIA NEVAREZ • Senior Associate Commissioner, Senior Woman Administrator

Gloria Nevarez was named the Pac-12's Senior Associate Commissioner and Senior Woman Administrator in April 2010. Nevarez is responsible for the administration of the Conference's Senior Woman Administrators and oversees all sports except football. She is the Pac-12 liaison for men's basketball and women's golf.

Before joining the Pac-12, Nevarez spent the previous three years as Senior Associate Athletic Director at the University of Oklahoma, overseeing marketing, human resources, strength and conditioning and several sports including men's and women's basketball. She also served as the University's liaison for Title IX compliance and Big 12 governance issues. Before Oklahoma, Nevarez was Associate Commissioner/SWA for the West Coast Conference. Nevarez previously held positions in program management, compliance and legal affairs at the University of California. She also worked in the athletic department at San Jose State University and was an adjunct faculty member at the University of San Francisco.

Nevarez is a graduate of the University of Massachusetts where she played basketball and is a University of California, Berkeley Law alumna.



RON BARKER • Associate Commissioner, Governance & Enforcement

Ron Barker joined the Pac-12 as Assistant Commissioner for Governance and Enforcement in October of 2001 and was promoted to Associate Commissioner in February of 2006. His job duties include administering the Conference's enforcement and NCAA governance programs and working with the Faculty Athletic Representative group as well as managing the hardship petitions.

Prior to joining the Pac-12, Barker served as an enforcement representative for the National Collegiate Athletic Association (1999-2001). He has also been an investigator for the Legal Department of Novell, Inc. of Provo, Utah (1992-99) and served as a graduate assistant basketball coach at Brigham Young University (1989-91).

A former professional basketball player for Deportivo Luqueño (Paraguay), Barker is a 1987 graduate of California State University, Long Beach. He earned his master's degree in sports administration from BYU in 1991. He and his wife, Heidi, have four children.



CHRIS DAWSON • Associate Commissioner, Sports Management

Chris Dawson was named Assistant Commissioner of Olympic Sports in August 2001 and was promoted to Associate Commissioner in February of 2006. She is the Conference liaison for women's basketball, men's soccer, swimming and diving, tennis and softball. Dawson is also responsible for administering the officiating policy. She currently serves on the NCAA Division I Women's Basketball Committee as well as the NCAA Division I Awards, Benefits, Expenses and Financial Aid Cabinet.

Prior to joining the Pac-12, Dawson spent 23 years at the University of California as the Associate Athletic Director for Sport Programs and Senior Women's Administrator from 1992 to 2001. She was named Assistant Athletic Director for the Cal Women's Athletic Department in 1989 and was the Sports Information Director for the women's department from 1979-89. Dawson served as the chair of the NCAA Championships & Competition Cabinet, and as a member of the NCAA Strategic Planning Cabinet, the NCAA Soccer Rules Committee, the NCAA Woman of the Year Committee and the NCAA Volleyball Committee.

Dawson is a 1975 honors graduate of the University of Virginia where she was a student-athlete in basketball. She earned a master's degree in education, with emphasis in sport administration from Ohio University in 1979.



ERIK HARDENBERGH • Vice President, Public Affairs

Erik Hardenbergh joined the Pac-12 as the Vice President of Public Affairs in July 2012. Hardenbergh leads the development and execution of public relations plans and strategies promoting the interests and reputation of the Pac-12 and Pac-12 Networks. Hardenbergh plays a pivotal role in enhancing the Conference's visibility at local, national and global levels.

Most recently, Hardenbergh spent four years as the Vice President of the Glover Park Group in Washington, D.C., where he developed strategic messaging platforms and coordinated integrated campaigns for companies including JPMorgan Chase and United Technologies. Hardenbergh has also worked for several sports media outlets including Yahoo! Sports, Fox Sports Northwest and ABC Sports.

Hardenbergh holds a bachelor's degree in political science from Amherst College, where he was an Academic All-American and captained the golf team for three years. Hardenbergh also earned an MBA from the Kenan-Flagler Business School at University of North Carolina-Chapel Hill.



DAVE HIRSCH • Vice President, Communications

Dave Hirsch has been with the Pac-12 since 1995 and was promoted to Vice President, Communications in June 2010. His responsibilities include administering the Conference marketing and communications programs with particular emphasis in football and men's basketball. Hirsch serves as the Media Operations Director for the Pac-12 Football Championship Game and the Pac-12 Men's Basketball Tournament.

Prior to joining the Pac-12, Hirsch was a member of the University of Arizona media relations staff (1988-1995) where he was Coordinator of Information Services. In that role, he was director of media operations for the Wildcats' nationally-ranked basketball team. He has received numerous citations for excellence in publications by the College Sports Information Directors of America (CoSIDA).

From 1998-2007, Hirsch worked with the Tournament of Roses Association, serving as the Assistant Media Coordinator for the Rose Bowl Game.

Hirsch is a 1986 graduate of the University of Arizona and was a member of the Wildcat baseball team for two years.



WILL HUNTER • Vice President, Operations

Will Hunter joined the Pac-12 in July 2012 as the Vice President of Operations and oversees the development, operation and coordination of the Pac-12 Football Championship Game and Men's Basketball Tournament.

Hunter came to the Pac-12 after three years as the Event Operations Manager for Cowboys Stadium in Arlington, TX where he managed major events such as Super Bowl XLV, the 2010 NBA All-Star Game, Big 12 Football Championship and Cotton Bowl Classic. Hunter managed over 100 events at Cowboys Stadium for a combined total attendance of over two million guests. In addition to managing operations and logistics for events, he was heavily involved in sponsorship activation at Cowboys Stadium.

Hunter's previous experience includes stops with the NFL League Office in New York and the Scottish Claymores (NFL Europe) in Glasgow, Scotland.

Hunter earned a bachelor's degree in Psychology from Wofford College, where he captained the football team.



DUANE LINDBERG • Associate Commissioner, Television

Duane Lindberg returned to the Pac-12 staff for his second tour of duty in 1991 as Assistant Commissioner for Electronic Communications, and was promoted to Associate Commissioner, Television in February of 2006. His job duties include overseeing the Conference television agreements.

Lindberg spent 1989-91 at the Southwest Conference in Dallas as Assistant Commissioner overseeing the Conference's compliance program. His first stint at the Pac-12 saw him serve as Assistant Commissioner for Compliance and Enforcement in 1989, Assistant to the Commissioner from 1986-89, and Assistant Public Relations Director from 1983-86. He previously served two-and-one-half years as Assistant SID at USC.

A Tacoma, Wash., native, Lindberg has both undergraduate (1979) and master's (1981) degrees from the University of Washington.



TAMMY NEWMAN • Associate Commissioner, Governance & Enforcement

Tammy Newman joined the Pac-12 Conference in 1989. Promoted to Associate Commissioner, Governance in July 2013, her responsibilities include directing the NCAA and Pac-12 governance processes for the Conference office and institutional members. Additionally, she serves as the staff liaison to the Council, DLIR, Legislative and Nominating Committees. She also oversees the Conference VIP hospitality programs.

Newman has a bachelor of arts degree from Saint Mary's College of California. A Bay Area native, she is married to Dennis Willing.



CHRIS GRANT • Associate Commissioner, Sports Management & Championships

Chris Grant was named Associate Commissioner of Sports Management and Championships of the Pac-12 in June 2015. He serves as the Conference liaison for volleyball, baseball, men's and women's tennis, men's and women's rowing and beach volleyball. Grant is also the Tournament Director for the Pac-12 Women's Basketball Championship.

Before joining the Pac-12, Grant spent three years as the Director of Sports Services at Conference USA. In that role, Grant has also played a vital role in the realignment of C-USA. He has assisted with Football Bowl Game coverage, regular season scheduling for football, men's basketball, men's and women's soccer and also served as a liaison on the C-USA Student-Athlete Health & Safety subcommittee.

A 2004 graduate of Kentucky State with a bachelor's degree in public administration, Grant was a free safety for the Thoroughbreds football team. He earned a master's degree in public administration, with a concentration in finance, from Southern in 2006.



ERIK PRICE • Associate Commissioner, Compliance

Erik Price joined the Pac-12 Conference in October 2002 after spending seven years in the Office of the Faculty Athletics Representative at the University of California, serving as Senior Administrative Analyst (1994-2000). Promoted to Associate Commissioner in July of 2013, he is primarily responsible for the Conference's compliance program, which includes rules education, and monitoring and interpreting NCAA and Conference rules for all Conference members.

Assistant Commissioner in February of 2006, his responsibilities include assisting the Compliance and Enforcement staff in monitoring and applying NCAA and Conference legislation. He coordinates the Pac-12 Student-Athlete Advisory Committee (SAAC).

A native of Berkeley, Calif., he is a 1989 graduate of Columbia University with a degree in economics and received a master's degree in journalism from the University of California in 1991.

He and his wife Paula are the parents of two children, Sasha and Ben.



HEATHER VAUGHAN • Vice President, Marketing

Vaughan joined the Pac-12 in June 2010 as the Conference's first Senior Director, Marketing. In June 2015, she added marketing duties for the Pac-12 Networks, which includes creative services, Network promotions and marketing. Her duties include enhancing the overall marketing and staging of all Pac-12 Championships and events, serving as the creative lead for the Conference and working with the marketing team to develop and execute strategic marketing plans.

Prior to joining the Conference, Vaughan worked for the Maloof Sports & Entertainment team for nine years, overseeing the creative services department. She was responsible for the marketing, branding and creative materials to support the NBA's Sacramento Kings, the WNBA's Sacramento Monarchs and ARCO arena. She also worked for several advertising agencies in the Los Angeles area.

A San Diego, Calif., native, Vaughan graduated from California State University Chico with a bachelor's degree in communication design. She also holds a master's degree in communications from California State University, Fullerton.



CARTER WESTFALL • Vice President, International

Carter Westfall was named Vice President of International for the Pac-12 on August 31 of 2015. In this role, Westfall will provide leadership and drive brand strategy and operations for the Pac-12's global initiatives, with a main emphasis on China.

Westfall most recently worked for the Sacramento Kings as Vice President of Business Development where he played a lead role in sourcing partnerships for the new downtown Golden 1 Center. He also managed the international business development for the team's NBA Global Games in China and Mexico.

Prior to joining the Kings, Westfall worked in the NBA league office as the Associate Vice President of Global Market-ing Partnerships. In this role, he oversaw the NBA's international business development efforts and worked with the NBA's 13 regional offices to create new marketing partnerships in places like China, Africa, and Brazil. Westfall has also spent time at Helios Partners, an Olympics-focused marketing agency, where he founded the company's London office.



ANNA ROBERTS • Senior Director, Human Resources

Anna Roberts joined the Pac-12 in September 2011 as the Director of Human Resources and is responsible for all aspects of the Pac-12 people strategy including talent management, staffing, employee relations, compensation and performance management. Prior to joining the Conference office, Roberts was at Support.com, a mid-sized technology company, where she oversaw the human resources function. In addition, she worked several years in the human resource field in various environments, including several years with Adeco Group.

Roberts graduated from California Polytechnic State University, San Luis Obispo.



TAYLOR LIEN • Director, Business Operations

Taylor Lien joined the Pac-12 in July 2009 as a strategy intern, identifying and analyzing growth opportunities and assisting in the development of a strategic roadmap for the Conference. In December 2009, he was promoted to Manager, Business Development.

Lien was promoted in June 2012 to Director, Business Operations, where he oversees the research and analytics for the Pac-12's new initiatives. He is also responsible for the business strategy, revenue and contractual aspects of the Conference's major championship events, acts as a liaison between the Conference office and Pac-12 Enterprises, and is part of the team developing the Pac-12's international initiative, with a focus on China.

Lien is a 2009 graduate of the University of California, Berkeley with a bachelor's degree in business administration from the Haas School of Business.




MICHAEL ORTIZ • Director, Video Operations

Michael Ortiz was named Video Operations Director in May 2012. Ortiz manages the day-to-day video operations at the Pac-12, including oversight of the Conference's Command Center for its officiating programs and instant replay technologies.

Ortiz came to the Pac-12 from Oregon State, where he served as the Football Video Director since 2007, overseeing management of the OSU football video department. Ortiz responsibilities included managing the coaching analysis information network, maintained hardware and software, overseeing video crews and creating videos for football-related functions and the recruitment process. Prior to Oregon State, Ortiz was the Assistant Video Director at both the University of Washington and the University of Colorado. Ortiz was voted Pac-12 Video Coordinator of the year by his peers for the 2009-10 and 2012-13 seasons and was a finalist for the National Video Coordinator of the year.

Ortiz is a graduate of the University of Colorado with a bachelor's degree in broadcast journalism.



NATALIA CICCONE • Assistant Commissioner, Communications

Natalia Ciccone was named Assistant Commissioner of Communications for the Pac-10 in October 2008. Her responsibilities include assisting in the Conference's communications and marketing programs, with emphasis on women's basketball, volleyball and outdoor track & field; assisting with the Conference's internet and social media operations; and overseeing the production of the Conference's publications. She also serves as the Media Director of the Pac-10 Women's Basketball Tournament.

Ciccone was an Assistant Media Relations Director at the University of Maryland from 2002-2008, serving as the primary contact for the NCAA Champion women's basketball and field hockey teams. She served as assistant media coordinator for the NCAA Women's Basketball Tournament first and second rounds, and as media coordinator for a number of NCAA field hockey events, including the 2007 NCAA National Championship.

From 2000-03, Ciccone was a Sports Information Assistant at Penn State University and was an Assistant Sports Information Director at Mount St. Mary's College (Md.) prior to that.

Ciccone is a 1998 graduate of Goucher College where she was a member of the women's lacrosse team for four years.



CHRIS MERINO • Assistant Commissioner, Compliance

Chris Merino joined the Pac-12 in September 2013 as Assistant Commissioner of Compliance. His responsibilities include assisting the Compliance and Enforcement staff in monitoring and applying NCAA and Conference legislation, as well as aiding with coordination of the Pac-12 Student-Athlete Advisory Committee.

Prior to joining the Pac-12, Merino served as the Assistant Director of Compliance Services at Stanford University, where he administered and monitored student-athlete eligibility, amateurism issues, financial aid and playing and practice seasons. Preceding Stanford, Merino was a post-graduate intern with the NCAA, working with the Academic and Membership Affairs department. He has also previously served as a compliance assistant with the West Coast Conference and a legal compliance intern with Santa Clara University Athletics Department.

Merino graduated from the Santa Clara University of Law with his Juris Doctor degree. He earned his bachelor's degree in history from the University of Notre Dame. He and his wife welcomed their first child, Mateo Jude Merino, on July 5, 2013.



ANNA KAREFA-JOHNSON • Director, Marketing

Anna Karefa-Johnson joined the Pac-12 in July 2012. She is responsible for executing the Pac-12 branding initiative while also managing the Conference's live events, partner activations, graphic design services and merchandising. Karefa-Johnson develops and executes marketing campaigns for all Olympic Sport Championships in addition to, leading ancillary events for the Football Championship Game and Basketball Tournaments.

Prior to joining the Pac-12, Karefa-Johnson worked with UMCA Sports where she managed event production for clients such as Nike Basketball, LRMR, The LeBron James Family Foundation and King's Academy Basketball Camp. She has also held public relations internships with the Los Angeles Lakers, Baltimore Ravens and the NFLPA.

Karefa-Johnson holds a bachelor's degree in communication from the University of Southern California. She also earned a master's in sports industry management from Georgetown University.



SHANNON BURROW • Controller

Shannon Burrow joined the Pac-12 in April 2015 as Controller. Her day-to-day responsibilities include accounting, budgeting and reporting functions and maintaining the general ledger for the Pac-12.

Burrow previously worked at Lautze & Lautze, a regional public accounting firm, for 1 1/2 years. She worked as a manger, preparing tax returns and managing engagements. She was responsible for training new staff as well as experienced staff during audit engagements.

A 2003 graduate of San Francisco State University, Burrow earned a bachelor of science degree in business administration with a concentration in accounting.



SCOTT TESTER • Senior Manager, Ticket Operations

Scott Tester joined the Pac-12 in January 2014 as the Senior Manager of Ticketing. Tester came to the Conference by way of Oregon State after working in Corvallis as the Director of Tickets since February 2012. While at Oregon State, he led a staff responsible for managing all ticket sales and service for 100+ Beaver athletic events each year. Prior to OSU, he was the Assistant Director of Ticket Operations at the University of Washington in Seattle for nearly five years where he managed Husky ticket operations for multiple sports and postseason events. Before coming to the west coast, Tester worked in similar supporting roles at both the University of Maryland in College Park and the University of Toledo in Ohio.

Tester received his bachelor's of science in sport management from Bowling Green State University, where he also served as an assistant in the athletic ticket office. He currently resides in Pleasant Hill, Calif., with his wife Jen and two dogs.



CHERYL WONG • Senior Manager, Sports Management

Cheryl Wong joined the Conference in August 2012. As a senior manager in sport management, she is the sport liaison overseeing women's soccer, men's and women's swimming and diving, and men's golf, responsible for coaches meetings, policy and regulation enforcement, and hosting Pac-12 championships. In addition, other responsibilities include support and administrative oversight of Conference's seven sponsored officiating programs. She will also assist with the Pac-12 Football Championship Game, as well as, the men's basketball tournaments.

Wong came to the Pac-12 from the University of California where she was the athletic department's travel coordinator. Prior to her work at Cal, Cheryl held positions in athletic training, event management, sponsorship, and marketing.

A graduate of UCLA, Cheryl received a bachelor of arts in the study of religion. She also earned a master's in education with a concentration in sport administration from the University of Miami.



CARRIE XU • Senior Manager, International

Carrie Xu joined the Pac-12 in November 2012 as the Conference's first Senior Manager, International. Xu is responsible for all aspects of the Pac-12's globalization initiative aimed to proactively promote the Conference and its member institutions to new audiences through educational collaboration, cultural exchange and sport.

Prior to the Pac-12, Xu worked for Nike on its basketball initiatives, product marketing and merchandising in China. Xu began her career as a management trainee at Unilever China in Shanghai.

A Shanghai native, Xu graduated from Fudan University in China with a bachelor's degree in economics. Xu also holds an MBA from the Marshall Business School at the University of Southern California.



RONNY BUSH • Manager, Operations

Ronny Bush was named the Operations Manager in October 2012. He is responsible for coordinating event logistics for the Pac-12 Football Championship Game and the Pac-12 Men's Basketball Tournament including facilities, transportation, team operations, and event timelines.

Prior to joining the Pac-12, Bush worked as a Marketing Assistant at the University of Washington where he was responsible for the marketing and game-day production of volleyball, gymnastics, baseball, and track and field. He also assisted with the marketing and promotions for Husky Football and Men's Basketball games. Prior to working in marketing, Bush was an intern with the event management department, assisting in the operations and coordination of home athletic, university, and special events.

Bush is a graduate of Washington State University where he earned a bachelor of arts in sport management in 2010.




LINA DIAZ • Assistant Director of Business and Finance

Lina Diaz was promoted to Assistant Director of Business and Finance in February 2006. She assists the Chief Financial Officer and Controller with maintaining the Conference's financial records and disbursement of funds.

Diaz joined the Pac-12 in October of 1991, but had worked in other part-time temporary capacities for the Conference since March of 1989 before joining the staff on a full-time basis.

A native of the Philippines, Diaz is a graduate of Far Eastern University in Manila with a degree in Commerce with an emphasis in banking and finance. She had worked in various secretarial positions around the Bay Area before joining the Pac-12.



JAMIE ALFIERI • Coordinator, Officiating & Sports Management

Jamie Alfieri joined the Pac-12 Conference as Video Operations Coordinator in September 2013 and shifted roles in June 2015 to serve as Coordinator, Officiating & Sports Management where she assists the Vice President, Officiating in managing and supporting the Conference's officiating operations. She also assists the Sports Management team in planning and executing officiating clinics, coaches meetings, and championship events. Prior to her current role, she assisted the Director of Video Operations in overseeing all Video Coordinators in the Conference, as well as provided video and video support for officials and networks.

Alfieri previously worked as a ticker operator and logger with Pac-12 Enterprises, writing on-air headlines for breaking news stories and archiving games for highlight package purposes. Prior to joining the Pac-12, she served as the head student video editor for the Oregon State University Football Video Department, where she edited practices and games and organized editing crews.

Alfieri graduated from Oregon State University in May 2012.



LIZ BEADLE • Public Affairs Coordinator

Liz Beadle joined the Conference in July 2014 as the Public Affairs Coordinator. She will be contributing in strategic communications, proactive public relations and media relations for various sports throughout the upcoming season.

Most recently, Beadle served as a postgraduate intern with the NCAA, dividing her time between executive communications and the NCAA's communications office. Prior to that, she interned for two United States Senators from her home state of Arkansas, wrote sports articles for the Arkansas Traveler and interned at a Little Rock advertising and public affairs agency. Beadle graduated from the University of Arkansas with a degree in journalism focusing on advertising and public relations, as well as a degree in political science.



SEAN HARRIS • Coordinator, Championships and Sports Management

Sean Harris joined the Pac-12 as an Administrative Fellow in July 2013. In January 2014, Harris joined the team in a full-time position as Sports Management and Championships Coordinator. His primary responsibilities include overseeing the awards and merchandise programs, assist in overseeing the cross country and track and field programs, and is heavily involved in the planning of all championships. Harris graduated from Washington State University in 2013 with a bachelor's degree in sport management with a emphasis on business administration.

Harris was a student intern for the WSU Foundation on the annual giving and special gifts team. He helped receive and organize donations as well as hosting foundation sponsored events and fundraisers. He worked in the WSU tutoring services providing fellow student-athletes with professional assistance in sport management courses. Harris was a four-year varsity letter award recipient in track and field.



IN JA HALCOMB • Executive Assistant to the Commissioner

In Ja Halcomb was named Executive Assistant to the Commissioner in July 2012. Halcomb provides administrative assistance to the Commissioner.

Halcomb joined the Pac-12 after nine years as an Executive Assistant for Maloof Sports and Entertainment, where she assisted the company President with daily administration and business operations for the Sacramento Kings and Power Balance Pavilion. Halcomb worked directly with the executive management team, including the finance, sales, marketing and operations departments.



ELIZA PIERRE • Administrative Fellow

Eliza Pierre joined the Pac-12 conference as the Sports Management Fellow in June 2015. Although she is a Pasadena native, she graduated from University of California, Berkeley with a Bachelor of Arts in African American Studies in 2013.

Eliza was captain of Cal's Women's Basketball team when they made history as Cal's first NCAA Final Four appearance. During her time at California, Eliza worked for Athletic Facilities, as a Student Equipment Manager in HAAS, and Student Assistant in the African American Studies Department. She also joined Sigma Gamma Rho sorority. After graduation, Pierre worked as the Executive Assistant at Lake Avenue Community Foundation where she did development planning and community outreach in Northwest Pasadena. She volunteered as a Varsity Assistant Coach at Arcadia High School.



SEAN COLLINS • Communications Fellow

Sean Collins joined the Pac-12 as a Communications Fellow in July of 2015. Collins graduated from the University of Arizona in 2015 with a bachelor's degree in communication and a minor in sports management.

Before joining the Pac-12, Collins worked in the Arizona sports information office. He was the primary contact for cross country and track and field for four years and handled women's soccer for one year. Collins wrote previews, meet notes, recaps and feature stories for ArizonaWildcats.com. He also designed graphics and updated social media accounts.



JOCELYN PERRY • Communications Fellow

Jocelyn Perry joined the Pac-12 as a Communications Fellow in July 2015. Perry is a 2012 graduate of the University of Washington with a bachelor's degree in international studies, as well as a 2015 graduate of Boise State University with a Masters of Athletic Leadership.

Prior to joining the Pac-12, Perry was an intern in the UW Athletic Communications Department, assisting in media relations efforts for several olympic sports including gymnastics, and wrote feature stories for GoHuskies.com. Perry assisted with the Washington women's basketball StatCrew, additionally serving as a member of the StatCrew for the Pac-12 Women's Basketball Tournament in 2013.

At Boise State, she served as the primary contact for women's soccer, women's swimming & diving, women's gymnastics and track and field and cross country as a graduate assistant. As well as completing her assignments, she served as the volleyball statistician and assisted in the coordination of game day operations for the 2014 Fiesta Bowl and Mountain West Football Championship Game. Perry wrote game notes, previews and recaps for BroncoSports.com, as well as designed sport-specific graphics and updated social media content. Perry served as an institutional media relations assistant for NCAA Regionals for gymnastics and cross country.



Meghan Cesnik
Administrative Assistant
General Counsel & CFO



Wendy Heredia
Senior Administrative
Assistant
Marketing & Communications



Kina Tua
Administrative Assistant
Sports Management



DAVID COLEMAN • Vice President, Officiating

David Coleman was appointed Vice President of Officiating in April 2015. He will be responsible for overseeing the football officiating program and developing comprehensive best practice programs, training, consistency, and accountability across all other Pac-12 officiating programs. Coleman served as the Director of Officiating for the National Football League since 2010. At the NFL, he oversaw the Officiating Development Program and managed the Advanced Development Program. As an official, he served as an Instant Replay Official for the NFL, including working Super Bowl XL, and served as a line judge in the Mid-American Conference and as a Referee in the Mid-Eastern Athletic Conference.

Coleman had a distinguished career in human resources after serving 22 years in the United States Army, retiring with the rank of Lieutenant Colonel.



DAVE YEAST • Coordinator of Baseball Officiating

Dave Yeast was named the Interim Coordinator of Baseball Officiating in January 2015. Dave served as the NCAA's National Coordinator of Baseball Umpires for eleven years. Prior to that, he served as a conference umpire coordinator for nine years. His passion for baseball umpiring was honed in youth and high school baseball and he is now one of the most acclaimed amateur umpires of his generation. A two-time NCAA Division I College World Series umpire, Dave also worked 20 Division I conference tournaments, 13 NCAA Division I regional tournaments and one super regional. Dave represented the United States internationally for numerous events, including the 1996 Olympic Games, the 1993 and 1999 Intercontinental Cups, and the 1990 World Championships. He was named the 1999 International Baseball Federation Umpire of the Year. In 2005 the American Baseball Coaches Association recognized Dave with their Meritorious Service Award and in 2008 the NCAA presented him with their Distinguished Service Award. In 2011 Dave was inducted into the St. Louis Amateur Baseball Hall of Fame.



BOBBY DIBLER • Coordinator of Men's Basketball Officiating

Bobby Dibler was named Coordinator of Men's Basketball in June 2013, and continues to work in the same capacity at the Mountain West Conference. He also spent six years (1992-98) in the same role at the Western Athletic Conference from 1992-98. Prior to his duties of coordinating officials for the Conference, he was a WAC basketball official for 19 years. Dibler has also officiated in the Southwest Athletic (1973-93), Big West (1982-93), Pacific-10 (1982-86, 1988-1993), Big Eight (1981-82), and Missouri Valley (1973-82) conferences. During his 20 years as an official, he worked 14 NCAA tournaments, including three Final Fours, and several NIT games. Dibler was also employed with the Proctor and Gamble Distributing Company as an Account Executive/Operations Manager for 31 years before retiring in December 1999.



VIOLET PALMER • Coordinator of Women's Basketball Officiating

A pioneer in refereeing, Violet Palmer was named the Conference's Coordinator of Women's Basketball Officiating in May 2010. The first woman to officiate a major U.S. professional sport at the highest level when she became a referee in the National Basketball Association (NBA) in 1997.

Palmer has officiated NBA playoff games and the WNBA Championships. Prior to joining the professional ranks, she spent nine seasons officiating at the collegiate level, including five NCAA Women's Final Fours and two National Championship games.

Palmer's duties with the Pac-12 will include identifying, recruiting, assigning, and evaluating referees and game observers. She has similar duties with the West Coast Conference and the Western Athletic Conference. Palmer's strength and focus on education and training will further develop the Conference's officials and elevate them to the next level.

Palmer is a native of Los Angeles and a four-year letterwinner at Cal Poly Pomona where she led the Broncos to the 1985 and 1986 NCAA crowns.



SANDRA HUNT • Coordinator of Women's Soccer

Sandra Hunt was named Coordinator of Women's Soccer Officiating in April of 2009. Her duties include implementing the Conference's officiating program in women's soccer, as well as identifying, recruiting, training, assigning and evaluating referees for matches at Pac-12 institutions.

Hunt spent 17 years as an on-field official before retiring in 2004, representing the United States on officiating crews at a number of international events, including the 1999 and 2003 FIFA Women's World Cup, and the 2000 Olympic Games. Her experiences cover all levels of soccer, including the collegiate level where she was assigned the national championship game at the NCAA Women's College Cup twice. In 1998, she became one of the first two women to referee a game in Major League Soccer (MLS) and has also officiated in the Women's United Soccer Association (WUSA) professional league.

She is one of only 23 United States Soccer Federation (U.S.S.F.) national assessors designated a match inspector and is currently serving on the Board of Directorship for the U.S. Soccer Committee, National Association of Sports Officials (NASO) and Whatcom Sports Commission. Hunt a graduate of Seattle Pacific University with a degree in leisure and recreation.



JOANNE VENDITTO • Coordinator of Softball Officiating

Joanne Venditto was appointed the newly created Coordinator of Softball Officiating in June 2003. She brings more than two decades of experience with assigning and coordinating softball programs, including 10 years at the Division I level.

From 2001-03, Venditto served as Softball Umpire Liaison for the Pac-10, helping to facilitate communication between Pac-12 coaches and umpires, disseminating playing rule interpretations and assisting in the standardization of umpiring mechanics. She spent two years as Coordinator of Softball Umpires for the Big West Conference and has also assigned for the California Collegiate Athletic Conference (CCAA), the NAIA and the Western State Community College Conference. In addition to her work with conferences, Venditto coordinated four workshops in 2002-03 as part of the NCAA Umpire Development Program. As an official, she worked full Division I and Division II schedules from 1980-1991.

Venditto holds a degree in recreation administration from California State University Northridge.



CHARLIE BROWN • Coordinator of Women's Volleyball Officiating

Charlie Brown was appointed Coordinator of Women's Volleyball Officiating in December 1994. He's excelled in the sport as an athlete, high school coach and referee.

Brown coached the girl's team at Granada HS in Livermore, Calif., where his program was consistently among the best in the state. As a referee, he's worked nationally with all levels of competition, particularly the U.S. Sports Festival.

NCAA TEAM TITLES WON BY CONFERENCE (ALL-TIME)

TEAM		INDIVIDUAL	
1. Pac-12	478	1. Pac-12	2,211
2. Big Ten	300	2. Big Ten	1,700
3. Southeastern	214	3. SEC	1,376
4. Big 12	165	4. Big 12	1,007
5. Atlantic Coast	141	5. ACC	507
6. Ivy	96	6. Ivy	433
7. American Athletic	48	7. American Athletic	227
8. Conference USA	41	8. Big East	210
9. Summit	34	9. Mountain West	207
10. West Coast	32	10. Conference USA	159

NCAA TEAM TITLES WON BY CONFERENCE (ALL-TIME)

MEN		WOMEN	
1. Pac-12	291	1. Pac-12	158
2. Big Ten	211	2. Southeastern	97
3. Southeastern	116	3. Big Ten	68
4. Big 12	115	4. Atlantic Coast	56
5. Atlantic Coast	78	5. Big 12	31
6. Ivy	57	6. American Athletic	17
7. American Athletic	31	7. Ivy	16
8. Conference USA	29	8. Big East	13
9. West Coast	23	9. Conference USA	12
10. Big Sky	17	10. West Coast	9

COMBINED	
1. Pac-12	29
2. Ivy	23
3. Summit	22
4. Big Ten	21
5. Big 12	19

NCAA INDIVIDUAL TITLES WON BY CONFERENCE (ALL-TIME)

MEN		WOMEN	
1. Big Ten	1,458	1. Pac-12	702
2. Pac-12	1,334	2. Southeastern	660
3. Big 12	759	3. Big 12	225
4. Southeastern	714	4. Big Ten	186
5. Atlantic Coast	309	5. Atlantic Coast	161
6. Ivy	283	6. Big East	69
7. American Athletic	160	7. American Athletic	66
8. Mountain West	135	8. Ivy	42
9. Conference USA	133	9. Mountain West	28
10. Big East	120	10. Conference USA	26

COMBINED	
1. Pac-12	174
2. Ivy	108
3. America East	69
4. Big Ten	56
5. Mountain West	44

NCAA TEAM TITLES WON BY SCHOOL (ALL-TIME)

MEN		WOMEN	
1. USC	84	1. STANFORD	46
2. UCLA	73	2. UCLA	39
3. STANFORD	61	4. North Carolina	29
4. Oklahoma State	51	3. LSU	25
5. Arkansas	42	5. Texas	23
6. Michigan	34	6. Maryland	21
7. CALIFORNIA	27	7. Georgia	19
8. Yale	26	8. Florida	17
9. Indiana	24	9. USC	16
10. Iowa	24	10. Connecticut	14

COMBINED	
1. Denver	22
2. COLORADO	19
3. West Virginia	17

NCAA INDIVIDUAL TITLES WON BY SCHOOL (ALL-TIME)

MEN		WOMEN	
1. USC	318	1. STANFORD	199
2. Michigan	274	2. Texas	150
3. STANFORD	263	3. Georgia	149
4. Ohio State	218	4. Florida	148
5. Texas	188	5. LSU	109
6. Oklahoma State	165	6. UCLA	102
7. UCLA	164	7. ARIZONA	93
8. CALIFORNIA	152	8. CALIFORNIA	82
9. Illinois	144	9. USC	71
10. Oklahoma	139	10. Auburn	51

COMBINED	
1. COLORADO	88
2. Denver	85
3. UTAH	70

NCAA TEAM & INDIVIDUAL TITLES WON BY PAC-12 SCHOOLS (ALL-TIME)

TEAM TITLES

MEN	WOMEN	COMBINED
USC	Stanford	Colorado
UCLA	UCLA	Utah
Stanford	USC	TOTAL
California	Arizona State	29
Oregon	Arizona	
Arizona State	Oregon	
Arizona	Utah	
Colorado	California	
Oregon State	Washington	
Washington State	Colorado	
Utah	TOTAL	
TOTAL	158	
291		

INDIVIDUAL TITLES

MEN	WOMEN	COMBINED
USC	Stanford	Colorado
Stanford	UCLA	Utah
UCLA	Arizona	Stanford
California	California	Washington
Oregon	USC	Washington State
Washington State	Arizona State	TOTAL
Arizona	Oregon	175
Arizona State	Utah	
Washington	Washington	
Oregon State	Colorado	
Colorado	Oregon State	
Utah	Washington State	
TOTAL	TOTAL	
1,334	702	

based on 2014-15 conference memberships

ALL-TIME NCAA CHAMPIONSHIPS BY SPORT » WOMEN'S SPORTS

BASKETBALL (4)

1982-83—USC
1983-84—USC
1989-90—Stanford
1991-92—Stanford

CROSS COUNTRY (11)

1983—Oregon
1987—Oregon
1997—Stanford
2000—Colorado
2003—Stanford
2004—Colorado
2005—Stanford
2006—Stanford
2007—Stanford
2008—Washington
2012—Oregon

GOLF (16)

1990—Arizona State
1991—UCLA
1993—Arizona State
1994—Arizona State
1995—Arizona State
1996—Arizona
1997—Arizona State
1998—Arizona State
2000—Arizona
2003—USC
2004—UCLA
2008—USC
2009—Arizona State
2011—UCLA
2013—USC
2015—Stanford

GYMNASTICS (15)

1982—Utah
1983—Utah
1984—Utah
1985—Utah
1986—Utah
1990—Utah
1992—Utah
1994—Utah
1995—Utah
1997—UCLA
2000—UCLA
2001—UCLA
2003—UCLA
2004—UCLA
2010—UCLA

ROWING (6)

1997—Washington
1998—Washington
2001—Washington
2005—California
2006—California
2009—Stanford

SOCCER (3)

2007—USC
2011—Stanford
2013—UCLA

SOFTBALL (23)

1982—UCLA
1984—UCLA
1985—UCLA
1988—UCLA
1989—UCLA

1990—UCLA
1991—Arizona
1992—UCLA
1993—Arizona
1994—Arizona
1996—Arizona
1997—Arizona
1999—UCLA
2001—Arizona
2002—California
2003—UCLA
2004—UCLA
2006—Arizona
2007—Arizona
2008—Arizona State
2009—Washington
2010—UCLA
2011—Arizona State

SWIMMING (14)

1983—Stanford
1989—Stanford
1992—Stanford
1993—Stanford
1994—Stanford
1995—Stanford
1996—Stanford
1997—USC
1998—Stanford
2008—Arizona
2009—California
2011—California
2012—California
2015—California

TENNIS (21)

1982—Stanford
1983—USC
1984—Stanford
1985—USC
1986—Stanford
1987—Stanford
1988—Stanford
1989—Stanford
1990—Stanford
1991—Stanford
1997—Stanford
1999—Stanford
2001—Stanford
2002—Stanford
2004—Stanford
2005—Stanford
2006—Stanford
2008—UCLA
2010—Stanford
2013—Stanford
2014—UCLA

INDOOR TRACK (9)

2000—UCLA
2001—UCLA
2007—Arizona State
2008—Arizona State
2010—Oregon
2011—Oregon
2012—Oregon
2013—Oregon
2014—Oregon

OUTDOOR TRACK (7)

1982—UCLA
1983—UCLA
1985—Oregon
2001—USC
2004—UCLA
2007—Arizona State
2015—Oregon

VOLLEYBALL (14)

1981—USC
1984—UCLA
1990—UCLA
1991—UCLA
1992—Stanford
1995—Stanford
1996—Stanford
1997—Stanford
2001—Stanford
2002—USC
2003—USC
2004—Stanford
2005—Washington
2011—UCLA

WATER POLO (15)

2001—UCLA
2002—Stanford
2003—UCLA
2004—USC
2005—UCLA
2006—UCLA
2007—UCLA
2008—UCLA
2009—UCLA
2010—USC
2011—Stanford
2012—Stanford
2013—USC
2014—Stanford
2015—Stanford



ALL-TIME NCAA CHAMPIONSHIPS BY SPORT » MEN'S SPORTS

BASEBALL (28)

1947—California
1948—USC
1957—California
1958—USC
1961—USC
1963—USC
1965—Arizona State
1967—Arizona State
1968—USC
1969—Arizona State
1970—USC
1971—USC
1972—USC
1973—USC
1974—USC
1976—Arizona
1977—Arizona State
1978—USC
1980—Arizona
1981—Arizona State
1986—Arizona
1987—Stanford
1988—Stanford
1998—USC
2006—Oregon State
2007—Oregon State
2012—Arizona
2013—UCLA

BASKETBALL (16)

1938-39—Oregon
1941-42—Stanford
1943-44—Utah
1958-59—California
1963-64—UCLA
1964-65—UCLA
1966-67—UCLA
1967-68—UCLA
1968-69—UCLA
1969-70—UCLA
1970-71—UCLA
1971-72—UCLA
1972-73—UCLA
1974-75—UCLA
1994-95—UCLA
1996-97—Arizona

BOXING (1)

1937—Wash. State

CROSS COUNTRY (16)

1961—Oregon State
1971—Oregon
1973—Oregon
1974—Oregon
1977—Oregon
1996—Stanford
1997—Stanford

2001—Colorado
2002—Stanford
2003—Stanford
2004—Colorado
2006—Colorado
2007—Oregon
2008—Oregon
2013—Colorado
2014—Colorado

GOLF (14)

1938—Stanford
1939—Stanford
1941—Stanford
1942—Stanford
1946—Stanford
1953—Stanford
1988—UCLA
1990—Arizona State
1992—Arizona
1994—Stanford
1996—Arizona State
2004—California
2007—Stanford
2008—UCLA

GYMNASTICS (13)

1962—USC
1968—California
1975—California
1984—UCLA
1986—Arizona State
1987—UCLA
1992—Stanford
1993—Stanford
1995—Stanford
1997—California
1998—California
2009—Stanford
2011—Stanford

SKIING (29)

1959—Colorado
1960—Colorado
1972—Colorado
1973—Colorado
1974—Colorado
1975—Colorado
1976—Colorado
1977—Colorado
1978—Colorado
1979—Colorado
1981—Utah
1982—Colorado
1983—Utah
1984—Utah
1986—Utah
1987—Utah
1988—Utah

1991—Colorado
1993—Utah
1995—Colorado
1996—Utah
1997—Utah
1998—Colorado
1999—Colorado
2003—Utah
2006—Colorado
2011—Colorado
2013—Colorado
2015—Colorado

SOCCER (4)

1985—UCLA
1990—UCLA
1998—UCLA
2002—UCLA

SWIMMING (24)

1960—USC
1963—USC
1964—USC
1965—USC
1966—USC
1967—Stanford
1974—USC
1975—USC
1976—USC
1977—USC
1979—California
1980—California
1982—UCLA
1985—Stanford
1986—Stanford
1987—Stanford
1992—Stanford
1993—Stanford
1994—Stanford
1998—Stanford
2008—Arizona
2011—California
2012—California
2014—California

TENNIS (54)

1946—USC
1950—UCLA
1951—USC
1952—UCLA
1953—UCLA
1954—UCLA
1955—USC
1956—UCLA
1958—USC
1960—UCLA
1961—UCLA
1962—USC
1963—USC

1964—USC
1965—UCLA
1966—USC
1967—USC
1968—USC
1969—USC
1970—UCLA
1971—UCLA
1973—Stanford
1974—Stanford
1975—UCLA
1976—UCLA
USC

1977—Stanford
1978—Stanford
1979—UCLA
1980—Stanford
1981—Stanford
1982—UCLA
1983—Stanford
1984—UCLA
1986—Stanford
1988—Stanford
1989—Stanford
1990—Stanford
1991—USC
1992—Stanford
1993—USC
1994—USC
1995—Stanford
1996—Stanford
1997—Stanford
1998—Stanford
2000—Stanford
2002—USC
2005—UCLA
2009—USC
2010—USC
2011—USC
2012—USC
2014—USC

INDOOR TRACK (7)

1967—USC
1972—USC
1977—Wash. State
2008—Arizona State
2009—Oregon
2014—Oregon
2015—Oregon

OUTDOOR TRACK (47)

1922—California
1925—Stanford
1926—USC
1928—Stanford
1930—USC
1931—USC
1934—Stanford

1935—USC
1936—USC
1937—USC
1938—USC
1939—USC
1940—USC
1941—USC
1942—USC
1943—USC
1949—USC
1950—USC
1951—USC
1952—USC
1953—USC
1954—USC
1955—USC
1956—UCLA
1958—USC
1961—USC
1962—Oregon
1963—USC
1964—Oregon
1965—Oregon
USC

1966—UCLA
1967—USC
1968—USC
1970—Oregon
1971—UCLA
1972—UCLA
1973—UCLA
1976—USC
1977—Arizona State
1978—UCLA
1984—Oregon
1987—UCLA
1988—UCLA
2000—Stanford
2014—Oregon
2015—Oregon

VOLLEYBALL (25)

1970—UCLA
1971—UCLA
1972—UCLA
1974—UCLA
1975—UCLA
1976—UCLA
1977—USC
1979—UCLA
1980—USC
1981—UCLA
1982—UCLA
1983—UCLA
1984—UCLA
1987—UCLA
1988—USC
1989—UCLA
1990—USC

1993—UCLA
1995—UCLA
1996—UCLA
1997—Stanford
1998—UCLA
2000—UCLA
2006—UCLA
2010—Stanford

WATER POLO (40)

1969—UCLA
1971—UCLA
1972—UCLA
1973—California
1974—California
1975—California
1976—Stanford
1977—California
1978—Stanford
1980—Stanford
1981—Stanford
1983—California
1984—California
1985—Stanford
1986—Stanford
1987—California
1988—California
1990—California
1991—California
1992—California
1993—Stanford
1994—Stanford
1995—UCLA
1996—UCLA
1998—USC
1999—UCLA
2000—UCLA
2001—Stanford
2002—Stanford
2003—USC
2004—UCLA
2005—USC
2006—California
2007—California
2008—USC
2009—USC
2010—USC
2011—USC
2012—USC
2013—USC
2014—USC
2015—UCLA

WRESTLING (1)

1988—Arizona State

ALL-TIME NON-NCAA CHAMPIONSHIPS BY SPORT » MEN'S SPORTS

FOOTBALL (Polls)

1954—UCLA (UPI)
1962—USC (AP, UPI)
1967—USC (AP, UPI)
1972—USC (AP, UPI)
1974—USC (UPI)
1978—USC (UPI)
1991—Washington (UPI, USA)
2003—USC (AP)
2004—USC (BCS)

ROWING (31)

(IRA: pre-1979;
Cincinnati Regatta; 1982-)
1923—Washington
1924—Washington
1926—Washington
1928—California
1932—California
1934—California
1935—California
1936—Washington

1937—Washington
1939—California
1940—Washington
1941—Washington
1948—Washington
1949—California
1950—California
1960—California
1961—California
1964—California
1970—Washington

1976—California
1984—Washington
1997—Washington
1999—California
2000—California
2002—California
2007—Washington
2009—Washington
2011—Washington
2012—Washington
2013—Washington

2014—Washington

PAC-12 CHAMPIONSHIPS

BY SCHOOL » MEN'S TITLES

SPORT	ARIZ	ASU	CAL	COLO	ORE	OSU	STAN	UCLA	USC	UTAH	WASH	WSU
Baseball	4	10	23	0	12	13	16	9	37	0	14	22
Basketball	14	0	15	0	3	12	11	31	7	0	12	2
Cross Country	6	0	0	4	16	0	12	2	1	0	2	4
Football	1	3	14	0	11	5	14	17	38	0	15	4
Golf	3	12	2	0	3	0	9	5	20	0	6	0
Gymnastics*	0	1	13	0	4	0	2	9	1	0	3	0
Rowing	0	0	16	0	0	0	0	5	0	0	36	0
Soccer	0	0	3	0	0	0	2	8	0	0	2	0
Swimming	0	0	5	0	4	2	51	2	25	0	20	1
Tennis	0	0	6	0	0	0	23	37	34	0	41	0
Track & Field	0	1	3	0	18	1	5	18	41	0	9	5
Water Polo*	0	0	13	0	0	0	11	11	4	0	0	0
Wrestling	0	16	0	0	3	22	0	1	0	0	3	1
TOTALS	28	43	113	4	74	55	156	155	208	0	163	39

* Pac-10 Championship until 1992, when the Mountain Pacific Sports Federation was founded.

Others: Baseball (Portland State 1), Basketball (Idaho 2), Cross Country (Idaho 1), Wrestling (Boise State 6, Cal State Bakersfield 1)

^ Two titles later vacated due to NCAA penalty



The Pac-12 hosts championships in 14 sports throughout the school year, including basketball, cross country, golf, rowing, swimming & diving, and tennis for both men's and women's. The Conference also hosts championships in women's gymnastics and wrestling.

TOTAL PAC-12 CHAMPIONSHIPS MEN'S & WOMEN'S

Stanford	272
USC	225^
UCLA	224
Washington	200
California	138
Oregon	97
Oregon State	63
Arizona State	57
Arizona	53
Washington State	41^
Colorado	5
Utah	2

Note: Championships includes ties. Championships also includes titles won where sports were split into Northern and Southern Division.

^ Two titles later vacated due to NCAA penalty

BY SCHOOL » WOMEN'S TITLES

SPORT	ARIZ	ASU	CAL	COLO	ORE	OSU	STAN	UCLA	USC	UTAH	WASH	WSU
Basketball	1	1	1	0	2	1	23	1	2	0	3	0
Cross Country	1	0	0	1	9	0	15	0	0	0	3	0
Golf	8	8	2	0	0	0	2	5	4	0	0	0
Gymnastics	0	0	0	0	0	6	5	16	0	2	0	0
Rowing	0	0	11	0	0	0	0	2	1	0	14	0
Soccer	0	0	1	0	0	0	10	11	1	0	1	0
Softball	10	2	3	0	3	1	1	9	0	0	3	0
Swimming	4	0	4	0	0	0	19	2	0	0	0	0
Tennis	0	0	2	0	0	0	24	1	4	0	9	2
Track & Field	0	3	0	0	9	0	1	15	1	0	0	0
Volleyball	1	0	1	0	0	0	16	7	4	0	4	0
TOTALS	25	14	25	1	23	8	116	69	17	2	37	2



OREGON STATE won its first-ever Pac-12 Championship in women's basketball.



ALL-TIME PAC-12 CHAMPIONSHIPS BY SPORT » MEN'S SPORTS

BASEBALL	1958 — USC	2005 — Oregon State	1971-72 — UCLA	1992 — Oregon
1916 — California	1959 — USC	2006 — Oregon State	1972-73 — UCLA	1993 — Washington
1917 — California	1960 — California (So.)	2007 — Arizona State	1973-74 — UCLA	1994 — Washington
1918 — Oregon	USC (So.)	2008 — Arizona State	1974-75 — UCLA	1995 — Oregon
1919 — Washington	Washington State (No.)	2009 — Arizona State	1975-76 — UCLA	1996 — Stanford
1920 — California	1961 — USC (So.)	2010 — Arizona State	1976-77 — UCLA	1997 — Stanford
1921 — California	Washington State (No.)	2011 — UCLA	1977-78 — UCLA	1998 — Stanford
1922 — Washington	1962 — USC (So.)	2012 — Arizona	1978-79 — UCLA	1999 — Arizona
1923 — California (So.)	Oregon State (No.)	UCLA	1979-80 — Oregon State	2000 — Stanford
Washington (No.)	1963 — USC (So.)	2013 — Oregon State	1980-81 — Oregon State	2001 — Stanford
1924 — California	Oregon State (No.)	2014 — Oregon State	1981-82 — Oregon State	2002 — Stanford
USC	1964 — USC (So.)	2015 — UCLA	1982-83 — UCLA	2003 — Stanford
Stanford	Oregon (No.)		1983-84 — Oregon State	2004 — Stanford
1925 — Stanford (So.)	1965 — USC (So.)	BASKETBALL	Washington	2005 — Stanford
Washington (No.)	Washington State (No.)	1915-16 — Oregon State	USC	2006 — Oregon
1926 — California (So.)	1966 — Stanford (So.)	California	Washington	2007 — Oregon
Washington (No.)	California (So.)	1916-17 — Washington State	1985-86 — Arizona	2008 — Oregon
1927 — USC (So.)	Washington State (No.)	1918-19 — Oregon	1986-87 — UCLA	2009 — Stanford
Stanford (So.)	1967 — Stanford	1919-20 — Stanford	1987-88 — Arizona	2010 — Stanford
California (So.)	1968 — USC	1920-21 — Stanford	1988-89 — Arizona	2011 — Colorado
Washington State (No.)	1969 — UCLA	California	1989-90 — Arizona	2012 — Colorado
1928 — California (So.)	1970 — USC	1921-22 — Idaho	Oregon State	2013 — Colorado
Oregon (No.)	1971 — USC	1922-23 — Idaho	1990-91 — Arizona	2014 — Colorado
Washington State (No.)	1972 — USC	1923-24 — California	1991-92 — UCLA	
1929 — California (So.)	1973 — USC	1924-25 — California	1992-93 — Arizona	FOOTBALL
Washington (No.)	1974 — USC	1925-26 — California	1993-94 — Arizona	1916 — Washington
1930 — USC (So.)	1975 — USC	1926-27 — California	1994-95 — UCLA	1917 — Washington State
Washington (No.)	1976 — UCLA (So.)	1927-28 — USC	1995-96 — UCLA	1918 — California
1931 — Stanford (So.)	Washington State (No.)	1928-29 — California	1996-97 — UCLA	1919 — Washington
USC (So.)	1977 — USC	1929-30 — USC	1997-98 — Arizona	Oregon
Washington (No.)	1978 — USC	1930-31 — Washington	1998-99 — Stanford	1920 — California
1932 — California (So.)	1979 — UCLA	1931-32 — California	1999-00 — Arizona	1921 — California
Washington (No.)	1980 — Arizona	1932-33 — Oregon State	Stanford	1922 — California
1933 — California (So.)	California	1933-34 — Washington	2000-01 — Stanford	1923 — California
Washington State (No.)	1981 — Arizona State	1934-35 — USC	2001-02 — Arizona	1924 — Stanford
1934 — California (So.)	1982 — Arizona State	1935-36 — Stanford	2002-03 — Arizona	1925 — Washington
Oregon (No.)	1983 — Oregon State (No.)	1936-37 — Stanford	2003-04 — Stanford	1926 — Stanford
1935 — California (So.)	Stanford (So.)	1937-38 — Stanford	2004-05 — Washington	1927 — USC
USC (So.)	1984 — Arizona State (So.)	1938-39 — Oregon	2005-06 — UCLA	Stanford
Oregon (No.)	Washington State (No.)	1939-40 — USC	2006-07 — UCLA	1928 — USC
1936 — USC (So.)	Portland State (No.)	1940-41 — Washington State	2007-08 — UCLA	1929 — USC
Washington State (No.)	1985 — Stanford (So.)	1941-42 — Stanford	2008-09 — Washington	1930 — Washington State
1937 — USC (So.)	Washington State (No.)	1942-43 — Washington	2009-10 — California	1931 — USC
Oregon (No.)	1986 — UCLA (So.)	1943-44 — Washington	2010-11 — Arizona	1932 — USC
1938 — California (So.)	Oregon State (No.)	California	2011-12 — Washington	1933 — Oregon
Oregon State (No.)	1987 — Stanford (So.)	1944-45 — Oregon	2012-13 — UCLA	Stanford
Washington State (No.)	Washington State (No.)	UCLA	2013-14 — Arizona	1934 — Stanford
1939 — USC (So.)	1988 — Arizona State (So.)	1945-46 — California	2014-15 — Arizona	1935 — California
Oregon (No.)	Washington State (No.)	1946-47 — Oregon State		Stanford
1940 — California (So.)	1989 — Arizona (So.)	1947-48 — Washington	CROSS COUNTRY	UCLA
Oregon State (No.)	Washington State (No.)	1948-49 — Oregon State	1957 — Idaho	1936 — Washington
1941 — USC (So.)	1990 — Stanford (So.)	1949-50 — UCLA	1958 — USC	1937 — California
Oregon (No.)	Washington State (No.)	1950-51 — Washington	1969 — Oregon	1938 — California
1942 — USC (So.)	1991 — USC (So.)	1951-52 — UCLA	1970 — Oregon	USC
Oregon (No.)	Washington State (No.)	1952-53 — Washington	1971 — Washington State	1939 — USC
1943 — California (So.)	1992 — Arizona (So.)	1953-54 — USC	1972 — Washington State	1940 — Stanford
Oregon (No.)	Washington (No.)	1954-55 — Oregon State	1973 — Oregon	1941 — Oregon State
Oregon State (No.)	1993 — Arizona State (So.)	1955-56 — UCLA	1974 — Washington State	1942 — UCLA
1944 — UCLA (So.)	Washington (No.)	1956-57 — California	1975 — Washington State	1943 — USC
Washington State (No.)	1994 — Stanford (So.)	1957-58 — Oregon State	1976 — Oregon	1944 — USC
1945 — California (So.)	Oregon State (No.)	California	1977 — Oregon	1945 — USC
Washington State (No.)	1995 — USC (So.)	1958-59 — California	1978 — Oregon	1946 — UCLA
1946 — USC (So.)	Washington State (No.)	1959-60 — California	1979 — Oregon	1947 — USC
Oregon (No.)	1996 — USC (So.)	1960-61 — USC	1980 — UCLA	1948 — Oregon
1947 — California	Washington (No.)	1961-62 — UCLA	1981 — UCLA	California
1948 — USC	1997 — Washington	1962-63 — Stanford	1982 — Oregon	1949 — California
1949 — USC	1998 — Washington	UCLA	1983 — Arizona	1950 — California
1950 — Washington State	1999 — Stanford	1963-64 — UCLA	1984 — Arizona	1951 — Stanford
1951 — USC	2000 — Arizona State	1964-65 — UCLA	1985 — Stanford	1952 — USC
1952 — Oregon State	Stanford	1965-66 — Oregon State	1986 — Arizona	1953 — UCLA
1953 — Stanford	UCLA	1966-67 — UCLA	1987 — Arizona	1954 — UCLA
1954 — Oregon	2001 — USC	1967-68 — UCLA	1988 — Oregon	1955 — UCLA
1955 — USC	2002 — USC	1968-69 — UCLA	1989 — Oregon	1956 — Oregon State
1956 — Washington State	2003 — Stanford	1969-70 — UCLA	1990 — Oregon	1957 — Oregon State
1957 — California	2004 — Stanford	1970-71 — UCLA	1991 — Arizona	Oregon

ALL-TIME PAC-12 CHAMPIONSHIPS BY SPORT » MEN'S SPORTS

1958 — California	GOLF	GYMNASTICS	1951 — Stanford (So.)
1959 — Washington	1958 — USC	1961 — California	Washington (No.)
USC	1959 — Oregon	1962 — California	1952 — Stanford (So.)
UCLA	1960 — Stanford	USC	Washington (No.)
1960 — Washington	1961 — Washington	1963 — Washington	1953 — Stanford (So.)
1961 — UCLA	1962 — USC	1964 — Washington	Washington (No.)
1962 — USC	1963 — Washington	1965 — Washington	1954 — Stanford (So.)
1963 — Washington	1964 — USC	1966 — California	Washington (No.)
1964 — Oregon State	1965 — USC	1967 — UCLA	1955 — Stanford (So.)
USC	1966 — USC	1968 — California	Washington (No.)
1965 — UCLA	1967 — USC	1969 — California	1956 — Stanford (So.)
1966 — USC	1968 — Stanford	1970 — California	Washington (No.)
1967 — USC	1969 — USC	1971 — California	1957 — Stanford (So.)
1968 — USC	1970 — Stanford	1972 — California	Oregon State (No.)
1969 — USC	1971 — USC	1973 — California	1958 — Stanford (So.)
1970 — Stanford	1972 — USC	1974 — California	Washington (No.)
1971 — Stanford	1973 — USC	1975 — California	1959 — Stanford (So.)
1972 — USC	1974 — Stanford	1976 — California	Washington (No.)
1973 — USC	1975 — USC	1977 — Oregon	1961 — USC
1974 — USC	1976 — USC (So.)	1978 — Oregon	1962 — USC
1975 — UCLA	Oregon (No.)	1979 — Oregon	1963 — USC
California	1977 — Stanford (So.)	1980 — Oregon	1964 — USC
1976 — USC	Oregon (No.)	1981 — UCLA	1965 — USC
1977 — Washington	1978 — USC	1982 — UCLA	1966 — USC
1978 — USC	1979 — Arizona State	1983 — UCLA	1967 — USC
1979 — USC	1980 — USC	1984 — UCLA	1968 — USC
1980 — Washington	1981 — Arizona State	1985 — Arizona State	1969 — USC
1981 — Washington	1982 — UCLA	1986 — UCLA	1970 — UCLA
1982 — UCLA	1983 — UCLA	1987 — California	1971 — UCLA
1983 — UCLA	1984 — USC	1988 — UCLA	1972 — USC
1984 — USC	1985 — UCLA	1989 — UCLA	1973 — USC
1985 — UCLA	1986 — USC	1990 — Stanford	1974 — USC
1986 — Arizona State	1987 — Arizona	1991 — UCLA	1975 — USC
1987 — USC	1988 — Washington	1992 — Stanford	1976 — USC (So.)
UCLA	1989 — Arizona State		Washington (No.)
1988 — USC	1990 — Arizona State	ROWING	1977 — USC (So.)
1989 — USC	1991 — Arizona	1960 — California	Washington (No.)
1990 — Washington	1992 — Stanford	1961 — Washington	1978 — USC (So.)
1991 — Washington	1993 — Arizona State	1962 — Washington	Washington (No.)
1992 — Washington	1994 — Stanford	1963 — Washington	
Stanford	1995 — Arizona State	1964 — California	SWIMMING
1993 — UCLA	1996 — Arizona State	1965 — Washington	1928 — USC
Arizona	1997 — Arizona State	1966 — Washington	1929 — Stanford
USC	1998 — Arizona State	1967 — UCLA	1930 — Stanford
1994 — Oregon	1999 — Arizona State	1968 — Washington	1931 — Stanford
1995 — USC	2000 — Arizona State	1969 — Washington	1932 — Stanford
Washington	2001 — USC	1970 — UCLA	1933 — Stanford
1996 — Arizona State	2002 — USC	1971 — Washington	1934 — Washington
1997 — Washington State	2003 — UCLA	1972 — Washington	1935 — USC (So.)
UCLA	2004 — Arizona	1973 — Washington	Oregon (No.)
1998 — UCLA	2005 — Washington	1974 — Washington	1936 — USC (So.)
1999 — Stanford	2006 — UCLA	1975 — Washington	Oregon (No.)
2000 — Oregon	2007 — USC	1976 — Washington	1937 — Stanford (So.)
Oregon State	2008 — Arizona State	1977 — Washington	Oregon (No.)
Washington	2009 — Washington	1978 — Washington	1938 — Stanford (So.)
2001 — Oregon	2010 — Washington	1979 — California	Oregon State (No.)
2002 — USC	2011 — USC	1980 — Washington	1939 — USC (So.)
Washington State	2012 — California	1981 — Washington	Washington (No.)
2003 — USC	2013 — California	1982 — California	1940 — USC (So.)
2004 — USC^	2014 — Stanford	1983 — Washington	Washington (No.)
2005 — USC^	2015 — Stanford	1984 — Washington	1941 — California (So.)
2006 — USC		1985 — Washington	Washington (No.)
California		1986 — California	1942 — USC (So.)
2007 — USC		1987 — UCLA	Oregon (No.)
Arizona State		1988 — UCLA	1943 — Washington
2008 — USC		1989 — UCLA	1946 — Stanford (So.)
2009 — Oregon		1990 — Washington	Washington (No.)
2010 — Oregon		1991 — Washington	1947 — Stanford (So.)
2011 — Oregon		1992 — Washington	Washington (No.)
2012 — Stanford		1993 — Washington	1948 — Stanford (So.)
2013 — Stanford		1994 — California	Washington (No.)
2014 — Oregon		1995 — Washington	1949 — USC (So.)
		1996 — Washington	Washington (No.)
			1950 — Stanford (So.)
			Washington State (No.)
			2012 — Stanford

ALL-TIME PAC-12 CHAMPIONSHIPS BY SPORT » MEN'S SPORTS

2013 — California
 2014 — Stanford
 2015 — USC

TENNIS

1928 — Stanford
 1929 — Stanford
 1930 — California
 1931 — Stanford
 1932 — UCLA
 1933 — California
 Stanford
 1934 — USC
 1935 — Stanford
 1936 — USC
 1937 — California
 1938 — USC (So.)
 Washington (No.)
 1939 — California (So.)
 Washington (No.)
 1940 — USC (So.)
 Washington (No.)
 1941 — USC (So.)
 Washington (No.)
 1942 — Stanford (So.)
 Washington (No.)
 1943 — USC (So.)
 Washington (No.)
 1944 — USC
 1945 — UCLA
 1946 — USC (So.)
 Washington (No.)
 1947 — UCLA (So.)
 USC (So.)
 Washington (No.)
 1948 — UCLA (So.)
 USC (So.)
 Washington (No.)
 1949 — UCLA (So.)
 USC (So.)
 Washington (No.)
 1950 — USC (So.)
 Washington (No.)
 1951 — UCLA (So.)
 Washington (No.)
 1952 — California (So.)
 UCLA (So.)
 Washington (No.)
 1953 — California (So.)
 Washington (No.)
 1954 — UCLA (So.)
 Washington (No.)
 1955 — USC (So.)
 Washington (No.)
 1956 — UCLA (So.)
 Washington (No.)
 1957 — UCLA (So.)
 USC (So.)
 Washington (No.)
 1958 — UCLA
 1959 — UCLA
 1960 — UCLA
 1961 — UCLA
 1962 — USC
 1963 — USC
 1964 — USC
 1965 — UCLA
 1966 — USC
 1967 — USC
 1968 — USC
 1969 — UCLA
 1970 — UCLA
 1971 — UCLA
 1972 — Stanford
 1973 — UCLA

1974 — Stanford
 1975 — UCLA
 1976 — UCLA (So.)
 Washington (No.)
 1977 — UCLA (So.)
 Washington (No.)
 1978 — Stanford (So.)
 Washington (No.)
 1979 — Stanford (So.)
 Washington (No.)
 1980 — Stanford (So.)
 USC (So.)
 Washington (No.)
 1981 — UCLA (So.)
 Washington (No.)
 1982 — UCLA (So.)
 Washington (No.)
 1983 — Stanford (So.)
 Washington (No.)
 1984 — USC (So.)
 Washington (No.)
 1985 — UCLA (So.)
 Washington (No.)
 1986 — UCLA (So.)
 Washington (No.)
 1987 — USC (So.)
 Washington (No.)
 1988 — Stanford (So.)
 Washington (No.)
 1989 — UCLA (So.)
 Washington (No.)
 1990 — UCLA (So.)
 Washington (No.)
 1991 — USC (So.)
 Washington (No.)
 1992 — USC (So.)
 Washington (No.)
 1993 — USC (So.)
 Washington (No.)
 1994 — USC (So.)
 Washington (No.)
 1995 — Stanford (So.)
 Washington (No.)
 1996 — UCLA (So.)
 Washington (No.)
 1997 — Stanford (So.)
 Washington (No.)
 1998 — Stanford
 1999 — Stanford
 UCLA
 2000 — Stanford
 2001 — Stanford
 2002 — UCLA
 2003 — Stanford
 2004 — UCLA
 USC
 2005 — UCLA
 Washington
 2006 — Stanford
 UCLA
 2007 — UCLA
 2008 — USC
 2009 — UCLA
 2010 — Stanford
 USC
 2011 — USC
 2012 — USC
 2013 — UCLA
 2014 — USC
 2015 — Stanford/USC

TRACK & FIELD

1919 — California
 1920 — California
 1921 — Washington
 1922 — Washington
 1923 — California
 1924 — Oregon
 1925 — Stanford
 1926 — Stanford
 1927 — Stanford
 1928 — Washington
 1929 — USC
 1930 — USC (So.)
 Washington (No.)
 1931 — USC (So.)
 Washington (No.)
 1932 — USC (So.)
 Washington (No.)
 1933 — Washington State
 1934 — Oregon
 1935 — USC (So.)
 Washington (No.)
 1936 — USC
 1937 — USC
 1938 — USC
 1939 — USC
 1940 — USC
 1941 — USC
 1942 — USC
 1943 — Washington
 1944 — USC
 1945 — USC
 1946 — Oregon State
 1947 — Washington
 1948 — USC
 1949 — USC
 1950 — USC
 1951 — USC
 1952 — USC
 1953 — USC
 1954 — USC
 1955 — USC
 1956 — UCLA
 1957 — USC
 1958 — USC
 1959 — USC
 1960 — USC
 1961 — USC
 1962 — USC
 1963 — USC
 1964 — USC
 1965 — Oregon
 1966 — UCLA
 1967 — Oregon
 1968 — USC
 1969 — UCLA
 1970 — UCLA
 1971 — UCLA
 1972 — USC
 1973 — UCLA
 1974 — USC
 1975 — USC
 1976 — USC
 1977 — USC
 1978 — USC
 1979 — Oregon
 1980 — UCLA
 1981 — Arizona State
 1982 — UCLA
 1983 — Washington State
 1984 — Washington State
 1985 — Washington State
 1986 — Oregon
 1987 — UCLA
 1988 — UCLA

1989 — UCLA

1990 — Oregon
 1991 — Washington State
 1992 — UCLA
 1993 — UCLA
 1994 — UCLA
 1995 — UCLA
 1996 — UCLA
 1997 — USC
 1998 — UCLA
 1999 — USC
 2000 — USC
 2001 — Stanford
 2002 — Stanford
 2003 — Oregon
 2004 — UCLA
 2005 — Oregon
 2006 — USC
 2007 — Oregon
 2008 — Oregon
 2009 — Oregon
 2010 — Oregon
 2011 — Oregon
 2012 — Oregon
 2013 — Oregon
 2014 — Oregon
 2015 — Oregon

WATER POLO

1960 — California
 1961 — California
 USC
 1962 — USC
 1963 — USC
 1964 — USC
 UCLA
 Stanford
 1965 — UCLA
 1966 — UCLA
 1967 — UCLA
 1968 — UCLA
 1969 — UCLA
 1970 — UCLA
 1971 — UCLA
 1972 — UCLA
 1973 — California
 1974 — UCLA
 1975 — California
 UCLA
 Stanford
 1976 — Stanford
 1977 — Stanford
 1978 — Stanford
 1979 — California
 1980 — Stanford
 California
 1981 — Stanford
 1982 — Stanford
 1983 — California
 1984 — Stanford
 1985 — Stanford
 1986 — Stanford
 1987 — California
 1988 — California
 1989 — California
 1990 — California
 1991 — California
 1992 — California

WRESTLING

1963 — Washington State
 1964 — UCLA
 1965 — Oregon State
 1966 — Oregon State
 1967 — Oregon State
 1968 — Oregon State
 1969 — Oregon State
 1970 — Oregon State
 1971 — Washington
 1972 — Washington
 Oregon State
 1973 — Oregon State
 1974 — Washington
 1975 — Oregon
 1976 — Oregon State
 1977 — Oregon State
 1978 — Oregon State
 1979 — Oregon State
 1980 — Arizona State
 1981 — Oregon
 1982 — Oregon
 1983 — Oregon State
 1984 — Oregon State
 1985 — Arizona State
 1986 — Arizona State
 1987 — Arizona State
 1988 — Arizona State
 1989 — Arizona State
 1990 — Arizona State
 1991 — Arizona State
 1992 — Oregon State
 1993 — Arizona State
 1994 — Oregon State
 1995 — Arizona State
 1996 — Cal State Bakersfield
 1997 — Arizona State
 1998 — Arizona State
 1999 — Boise State
 2000 — Boise State
 2001 — Arizona State
 2002 — Boise State
 2003 — Arizona State
 2004 — Boise State
 2005 — Arizona State
 2006 — Arizona State
 2007 — Oregon State
 2008 — Boise State
 2009 — Boise State
 2010 — Oregon State
 2011 — Boise State
 2012 — Oregon State
 2013 — Oregon State
 2014 — Oregon State
 2015 — Oregon State

ALL-TIME PAC-12 CHAMPIONSHIPS BY SPORT » WOMEN'S SPORTS

BASKETBALL

1986-87 — USC
 1987-88 — Washington
 1988-89 — Stanford
 1989-90 — Stanford
 Washington
 1990-91 — Stanford
 1991-92 — Stanford
 1992-93 — Stanford
 1993-94 — USC
 1994-95 — Stanford
 1995-96 — Stanford
 1996-97 — Stanford
 1997-98 — Stanford
 1998-99 — UCLA
 Oregon
 1999-00 — Oregon
 2000-01 — Arizona State
 Stanford
 Washington
 2001-02 — Stanford
 2002-03 — Stanford
 2003-04 — Arizona
 Stanford
 2004-05 — Stanford
 2005-06 — Stanford
 2006-07 — Stanford
 2007-08 — Stanford
 2008-09 — Stanford
 2009-10 — Stanford
 2010-11 — Stanford
 2011-12 — Stanford
 2012-13 — California
 Stanford
 2013-14 — Stanford
 2014-15 — Oregon State

CROSS COUNTRY

1986 — Oregon
 1987 — Oregon
 1988 — Oregon
 1989 — Washington
 1990 — Oregon
 1991 — Oregon
 1992 — Oregon
 1993 — Stanford
 1994 — Stanford
 1995 — Oregon
 1996 — Stanford
 1997 — Stanford
 1998 — Stanford
 1999 — Stanford
 2000 — Stanford
 2001 — Stanford
 2002 — Stanford
 2003 — Stanford
 2004 — Stanford
 2005 — Stanford
 2006 — Stanford
 2007 — Stanford
 2008 — Washington
 2009 — Washington
 2010 — Stanford
 2011 — Colorado
 2012 — Oregon
 2013 — Arizona
 2014 — Oregon

GOLF

1987 — Arizona State
 1988 — Arizona State
 1989 — USC
 1990 — UCLA
 1991 — UCLA
 1992 — Arizona
 1993 — Arizona State
 1994 — Arizona State
 1995 — Arizona State
 1996 — Arizona State
 1997 — Arizona
 1998 — Arizona
 1999 — Stanford
 2000 — Arizona
 2001 — Arizona
 2002 — Arizona
 2003 — California
 2004 — UCLA
 2005 — UCLA
 2006 — UCLA
 2007 — Arizona State
 2008 — USC
 2009 — Arizona State
 2010 — Arizona
 2011 — USC
 2012 — California
 2013 — USC
 2014 — Stanford
 2015 — Arizona

GYMNASTICS

1987 — UCLA
 1988 — UCLA
 1989 — UCLA
 1990 — UCLA
 1991 — Oregon State
 1992 — Oregon State
 1993 — UCLA
 1994 — Oregon State
 1995 — UCLA
 1996 — Oregon State
 1997 — UCLA
 1998 — Stanford
 1999 — UCLA
 2000 — UCLA
 2001 — Stanford
 2002 — UCLA
 2003 — UCLA
 2004 — Stanford
 2005 — UCLA
 2006 — Stanford
 2007 — UCLA
 2008 — Stanford
 2009 — UCLA
 2010 — UCLA
 2011 — Oregon State
 2012 — UCLA
 2013 — Oregon State
 2014 — Utah
 2015 — Utah

ROWING

1987 — Washington
 1988 — Washington
 1989 — Washington
 1990 — UCLA
 1991 — UCLA
 1992 — Washington
 1993 — Washington
 1994 — California
 1995 — Washington
 1996 — Washington
 1997 — Washington
 1998 — Washington

1999 — Washington
 2000 — Washington
 2001 — Washington
 2002 — Washington
 2003 — Washington
 2004 — California
 2005 — California
 2006 — California
 2007 — USC
 2008 — California
 2009 — California
 2010 — California
 2011 — California
 2012 — California
 2013 — California
 2014 — Stanford
 2015 — California

SOCCER

1993 — Stanford
 1994 — None
 1995 — Stanford
 1996 — Stanford
 1997 — UCLA
 1998 — UCLA
 USC
 California
 1999 — Stanford
 2000 — Washington
 2001 — UCLA
 2002 — Stanford
 2003 — UCLA
 2004 — UCLA
 2005 — UCLA
 2006 — UCLA
 2007 — UCLA
 2008 — UCLA
 2009 — Stanford
 2010 — Stanford
 2011 — Stanford
 2012 — Stanford
 2013 — UCLA
 2014 — UCLA

SOFTBALL

1987 — California
 1988 — UCLA
 1989 — UCLA
 1990 — UCLA
 1991 — UCLA
 1992 — Arizona
 1993 — UCLA
 1994 — Arizona
 1995 — Arizona
 1996 — Washington
 1997 — Arizona
 1998 — Arizona
 1999 — UCLA
 2000 — Washington
 2001 — Arizona
 2002 — UCLA
 2003 — Arizona
 2004 — Arizona
 2005 — Arizona
 California
 Oregon State
 Stanford
 2006 — UCLA
 2007 — Arizona
 2008 — Arizona State
 2009 — UCLA
 2010 — Washington
 2011 — Arizona State
 2012 — California
 2013 — Oregon

2014 — Oregon
 2015 — Oregon

SWIMMING

1987 — Stanford
 1988 — Stanford
 1989 — Stanford
 1990 — Stanford
 1991 — Stanford
 1992 — Stanford
 1993 — Stanford
 1994 — Stanford
 1995 — Stanford
 1996 — Stanford
 1997 — Stanford
 1998 — Stanford
 1999 — Stanford
 2000 — Arizona
 2001 — UCLA
 2002 — Stanford
 2003 — UCLA
 2004 — Stanford
 2005 — Stanford
 2006 — Arizona
 2007 — Arizona
 2008 — Arizona
 2009 — California
 2010 — Stanford
 2011 — Stanford
 2012 — California
 2013 — Stanford
 2014 — Stanford
 2015 — California

TENNIS

1987 — California (So.)
 Washington (No.)
 1988 — Stanford (So.)
 Washington (No.)
 1989 — Stanford (So.)
 Washington (No.)
 1990 — Stanford (So.)
 Washington (No.)
 1991 — Stanford (So.)
 Washington (No.)
 1992 — Stanford (So.)
 Washington (No.)
 1993 — Stanford (So.)
 Washington (No.)
 1994 — Stanford (So.)
 Washington (No.)
 1995 — Stanford (So.)
 Washington State (No.)
 1996 — Stanford (So.)
 Washington State (No.)
 1997 — Stanford (So.)
 Washington (No.)
 1998 — Stanford
 1999 — Stanford
 2000 — Stanford
 2001 — Stanford
 2002 — Stanford
 2003 — Stanford
 2004 — Stanford
 2005 — Stanford
 2006 — Stanford
 2007 — Stanford
 2008 — Stanford
 UCLA
 2009 — USC
 2010 — Stanford
 2011 — Stanford
 2012 — Stanford
 2013 — USC
 2014 — USC

2014 — California
 2015 — USC

TRACK & FIELD

1987 — UCLA
 1988 — UCLA
 1989 — UCLA
 1990 — UCLA
 1991 — Oregon
 1992 — Oregon
 1993 — UCLA
 1994 — UCLA
 1995 — UCLA
 1996 — USC
 1997 — UCLA
 1998 — UCLA
 1999 — UCLA
 2000 — UCLA
 2001 — UCLA
 2002 — UCLA
 2003 — UCLA
 2004 — UCLA
 2005 — Stanford
 2006 — Arizona State
 2007 — Arizona State
 2008 — Arizona State
 2009 — Oregon
 2010 — Oregon
 2011 — Oregon
 2012 — Oregon
 2013 — Oregon
 2014 — Oregon
 2015 — Oregon

VOLLEYBALL

1986 — UCLA
 1987 — Stanford
 1988 — UCLA
 1989 — UCLA
 1990 — UCLA
 1991 — Stanford
 1992 — UCLA
 1993 — UCLA
 1994 — Stanford
 1995 — Stanford
 1996 — Stanford
 1997 — Stanford
 1998 — Stanford
 1999 — Stanford
 UCLA
 2000 — Arizona
 USC
 2001 — Stanford
 2002 — USC
 2003 — USC
 2004 — Washington
 2005 — Washington
 2006 — Stanford
 2007 — Stanford
 2008 — Stanford
 2009 — Stanford
 2010 — California
 Stanford
 2011 — USC
 2012 — Stanford
 2013 — Washington
 2014 — Stanford

PAC-12 PRESS ROW NUMBERS

Arizona	520-621-5291
Arizona State	480-965-7274
California	510-642-3098
Colorado	303-492-1552 or 4380
Oregon	541-346-4496 or 4497
Oregon State	541-737-3020
Stanford	650-723-4418
UCLA	310-825-1899
USC	213-740-3900
Utah	801-581-3510
Washington	206-543-2230 or 2231
Washington State	509-335-2684

PAC-12 SPORTS INFORMATION OFFICES

Arizona	520-621-4163
Arizona State	480-965-6592
California	510-642-5363
Colorado	303-492-5626
Oregon	541-346-5488
Oregon State	541-737-3720
Stanford	650-723-4418
UCLA	310-206-6831
USC	213-740-8480
Utah	801-581-3510
Washington	206-543-2230
Washington State	509-335-2684

» PAC-12 COMMUNICATIONS

Welcome to the 2015-16 women's college basketball season. This media guide was intended to assist in the media's coverage of Pac-12 women's basketball. Those needing additional information should contact Assistant Commissioner for communications Natalia Ciccone (nciccone@pac-12.org) or Communications Fellow Jocelyn Perry (joperry@pac-12.org) the Pac-12 Office at (415) 580-4200.

» INTERNET SERVICES

The official Pac-12 Conference website can be accessed by visiting www.pac-12.com. Statistical information, standings and news releases for all men's and women's sports are updated frequently. News releases for each sport are provided in PDF format and viewable HTML pages. Media guides, archived press releases and record books, as well as selected video can also be found on the Official Pac-12 website.

The Pac-12 can also be found on social networking sites Facebook and Twitter for instant updates. To "like" the Pac-12, visit www.facebook.com/Pac-12Conference. To follow the Pac-12, visit www.twitter.com/Pac12. A personal account is necessary to receive automatic updates on both sites. Both pages are public can be viewed without personal accounts.

» EMAIL LIST-SERVE

Media members may request to receive Pac-12 News, Press Releases and Weekly Releases via email. Media should send an email to nciccone@pac-12.org or joperry@pac-12.org with the subject "Media News" requesting to be added to the media distribution list.

» WEEKLY RELEASES

Pac-12 Weekly Releases will be available at the Conference's official website at www.pac-12.com every Monday afternoon starting Nov. 9 and continuing through to the end of the season. Weekly releases include the Pac-12 Players of the Week, updated Conference statistics, the latest polls and conference and team notes. Updated stats will be available on www.pac-12.com following each night of competition.

» PLAYERS OF THE WEEK

A Pac-12 Player of the Week and Pac-12 Freshman of the Week is selected throughout the regular season from nominations submitted by each school's media relations office. Player of the Week winners are selected by panel of media covering Pac-12 women's basketball. Winners of the weekly honor are announced on Monday mornings via news release and also posted on the Pac-12 website, on the Pac-12 Facebook fan page and via the Pac-12 Twitter feed.

» PAC-12 CHAMPION

All 12 Pac-12 institutions participate in the Pac-12 Tournament at KeyArena in Seattle with the winner receiving the Conference's automatic bid to the 2016 NCAA Division I Women's Basketball Championship. The team that finishes the season atop the Pac-12 standings, based on a 18-game league schedule, is crowned the Conference Champion. The bracket of the Pac-12 women's tournament will be seeded according to the final standings with the regular-season champion earning the top seed.

» PAC-12 AWARDS & HONORS

The Pac-12 names a 15-player All-Pac-12 team, a five-player All-Freshman team, a five-player All-Defensive team, Player of the Year, Freshman of the Year, Defensive Player of the Year and Coach of the Year. The award winners are nominated and voted upon by the Pac-12 head coaches. The honorees will be announced during the week of the Conference Tournament. Academic All-Pac-12 teams and the Scholar-Athlete of the Year are also named for women's basketball.

» TELECONFERENCES

The Pac-12 Conference Communications Staff will conduct a women's basketball coaches' teleconferences prior to the start of the Pac-12 Women's Basketball Tournament on Tuesday, March 1, 2016. Each head coach will be available for five minutes on the call. Contact the Pac-12 Communications Office for the teleconference number and schedule.

» PAC-12 TOURNAMENT MEDIA INFORMATION

The 2016 Pac-12 Women's Basketball Tournament will be played March 3-6, 2016 at KeyArena in Seattle, Wash. Media credential applications for the Pac-12 Tournament will be made available online in January 2016. Credential applications will not be mailed out in advance. For further information concerning media coverage of the 2016 Pac-12 Tournament, please contact the Pac-12 Communications Office. A credential application website will provide complete details on covering the event.

PAC-12 COMMUNICATIONS

360 3rd Street, 3rd Floor
San Francisco, CA 94107
Office: (415) 580-4200 // Fax: (415) 549-2829
www.pac-12.com

Danette Leighton, Chief Marketing Officer
dleighton@pac-12.org

Erik Hardenberg, Vice President, Public Affairs
ehardenberg@pac-12.org

Dave Hirsch, Vice President, Communications
dhirsch@pac-12.org

Natalia Ciccone, Assistant Commissioner, Comm.
(women's basketball contact)
nciccone@pac-12.org

Jocelyn Perry, Communications Fellow
(women's basketball contact)
joperry@pac-12.org

Sean Collins, Communications Fellow
scollins@pac-12.org

Liz Beadle, Public Affairs Coordinator
lbeadle@pac-12.org

Wendy Heredia, Administrative Assistant
wheredia@pac-12.org



**WOMEN'S
BASKETBALL
TOURNAMENT**

presented by



THE PAC-12 IS TAKING THE EMERALD CITY BY STORM



**MARCH 3-6
2016
SEATTLE**



KeyArena
at Seattle Center

**GET TIX AT
PAC-12.COM**



WWW.PAC-12.COM / TICKETS

