

2014-15

@pac12  
#pac12hoops



2014-15 PAC-12 WOMEN'S BASKETBALL MEDIA GUIDE





**GET IN-DEPTH COVERAGE OF  
PAC-12 MEN'S AND WOMEN'S BASKETBALL  
EXCLUSIVELY ON PAC-12 NETWORKS**



**NETWORKS**

WHERE CHAMPIONS PLAY

[GetPac-12Networks.com](http://GetPac-12Networks.com)

Tune in Mondays, all season long, to Pac-12 Sports Report for an all-access look at the week's top stories across the Conference of Champions.



**LARRY SCOTT**  
PAC-12 COMMISSIONER

## WELCOME!

I want to welcome you to the Pac-12, a Conference steeped in tradition and focused on defining the future. Our vision is rooted in the West Coast, where a pioneering spirit and innovation have helped create some of the most significant advancements and leaders the world has ever known.

The Pac-12 is setting the standard in collegiate athletics. We have great pride and respect for our rich history of academic excellence and superior athletic achievement. It has literally defined us as the “Conference of Champions” with 469 NCAA titles at the end of 2014 academic year, by far the most of any conference in the country. We will continue to uphold the traditions and embrace that broad-based commitment to success as we enter a new era in college athletics.

With a firm commitment to creating the best possible environment in which our student-athletes can excel on the field and in the classroom, we have taken a leadership position on matters relating to health and welfare, and we continue to explore ways to address the evolving needs of our student-athletes. We provide our athletic programs unprecedented coverage on Pac-12 Networks, the first-ever integrated media company owned by a college conference. In addition, the Conference is building best-in-class events for student-athletes and fans, and proactively promoting the Conference and member institutions through innovative student-athlete exchanges and sport.

The institutions of the Pac-12 are centers of excellence that are fueled by an imperishable pursuit of research and discovery. The students and leaders who have helped shape the Conference for nearly a century continue to impact the world and inspire the next generation to even greater heights. Together with our universities, we have established a bold vision that will encourage more collaboration and allow athletics to better serve as a bridge to the overall university mission.

We are very excited about what the future holds for the Pac-12 and are very much looking forward to another dynamic season of high-caliber competition.

Sincerely,

A handwritten signature in blue ink, appearing to read 'L. Scott', written over a white background.

Commissioner Larry Scott





TABLE OF CONTENTS

Table of Contents ..... 3  
 Conference of Champions® ..... 4-5  
 Composite Schedule ..... 6-7  
 Pac-12 Television & Pac-12 Tournament Schedule ..... 8  
 Pac-12 Tournament & NCAA Tournament Schedules..... 9-10  
 Pac-12 Women's Basketball History ..... 11

2014-15 TEAM INFORMATION

Arizona ..... 12-13  
 Arizona State ..... 14-15  
 California ..... 16-17  
 Colorado ..... 18-19  
 Oregon ..... 20-21  
 Oregon State ..... 22-23  
 Stanford ..... 24-25  
 UCLA ..... 26-27  
 USC ..... 28-29  
 Utah ..... 30-31  
 Washington ..... 32-33  
 Washington State ..... 34-35

2013-14 SEASON REVIEW

Season Review ..... 36  
 Season Honors ..... 37  
 Season Statistics ..... 38-39  
 Season Superlatives ..... 40  
 Conference Only Statistics ..... 41-42

RECORDS

Individual Records ..... 43  
 Team Records ..... 44  
 Career Leaders ..... 45  
 Single-Season Leaders ..... 46  
 Annual Leaders ..... 47-50  
 Coaching Records ..... 51  
 Pac-12 Tournament History & Honors ..... 52-54  
 Pac-12 Tournament Records ..... 55-58

HONORS

All-Americans ..... 60  
 National Honors ..... 61  
 Academic & NCAA Honors ..... 62  
 All-Conference Teams ..... 63-65  
 All-Freshman Teams ..... 66  
 All-Defensive Teams ..... 66  
 Conference Honors ..... 67  
 All-Academic Teams ..... 68-69  
 Players of the Week ..... 70-71  
 All-Time Preseason Coaches Polls ..... 72-73  
 Media Awards ..... 74

HISTORY

Yearly Conference Champions ..... 75  
 All-Time Standings ..... 76-77  
 Series Records ..... 78-87  
 Final AP Polls ..... 88-89  
 Final WBCA Polls ..... 90-91  
 NCAA Tournament History ..... 92-95  
 WNIT History ..... 96-97  
 Pac-12 in the WNBA ..... 98-101

PAC-12 CONFERENCE

Commissioner Larry Scott ..... 102  
 Director's Cup & 2013-14 Medal Winners ..... 103  
 Pac-12 Staff ..... 104-110  
 Pac-12 NCAA Championships ..... 111-113  
 Conference Championships ..... 114-118  
 Media Services..... 119

PAC-12 CONFERENCE  
 STAFF DIRECTORY

360 3rd Street, 3rd Floor  
 San Francisco, CA 94107  
 Phone: (415) 580-4200 Fax: (415) 549-2829  
[www.pac-12.com](http://www.pac-12.com)

Arizona • Arizona State • California • Colorado  
 Oregon • Oregon State • Stanford • UCLA  
 USC • Utah • Washington • Washington State

**Commissioner:** Larry Scott  
**Deputy Commissioner/Chief Operating Officer:** Jamie Zaninovich  
**General Counsel & Senior Vice President of Business Affairs:** Woodie Dixon  
**Chief Marketing Officer:** Danette Leighton  
**Chief Financial Officer:** Ron McQuate  
**Senior Assoc. Commissioner/Senior Woman Administrator:** Gloria Nevarez  
**Associate Commissioner, Governance & Enforcement:** Ron Barker  
**Associate Commissioner, Sports Management:** Chris Dawson  
**Vice President, Public Affairs:** Erik Hardenbergh  
**Vice President, Communications:** David Hirsch  
**Vice President, Operations:** Will Hunter  
**Associate Commissioner, Television:** Duane Lindberg  
**Associate Commissioner, Governance & Finance:** Tammy Newman  
**Associate Commissioner, Sports Management/Championships:** Heather Perry  
**Associate Commissioner, Compliance:** Erik Price  
**Vice President, Ticket Sales:** Rob Sine  
**Vice President, Marketing:** Heather Vaughan  
**Senior Director, Human Resources:** Anna Roberts  
**Assistant Commissioner, Communications:** Natalia Ciccone  
**Director, Business Operations:** Taylor Lien  
**Assistant Commissioner, Compliance:** Chris Merino  
**Director, Video Operations:** Mike Ortiz  
**Controller:** Stephanie Cranmer  
**Senior Manager, Marketing:** Anna Karefa-Johnson  
**Senior Manager, Ticket Operations:** Scott Tester  
**Senior Manager, International:** Carrie Xu  
**Operations Manager:** Ronny Bush  
**Assistant Director, Business & Finance:** Lina Diaz  
**Graphic Designer:** Peter Smith  
**Manager, Sports Management and Officiating:** Cheryl Wong  
**Coordinator, Video Operations:** Jamie Alfieri  
**Coordinator, Public Affairs:** Liz Beadle  
**Coordinator, Sports Management and Championships:** Sean Harris  
**Executive Assistant to the Commissioner:** In Ja Halcomb  
**Administrative Fellowship:** Hillary Bach  
**Communications Fellowship:** Kyra Geithman, Jon Olivero  
**Administrative Assistants:** Meghan Cesnik, Wendy Heredia

WOMEN'S BASKETBALL ADMINISTRATION

**Senior Associate Commissioner/Senior Woman Administrator/Men's Basketball:** Gloria Nevarez  
**Associate Commissioner, Sports Management/Women's Basketball Coaches Liaison:** Chris Dawson  
**Coordinator of Men's Basketball Officiating:** Violet Palmer

CREDITS

*The 2014-15 Pac-12 Conference Women's Basketball Media Guide has been produced by the Pac-12 Communications Office. Layout by Natalia Ciccone, Assistant Commissioner, Communications. Cover Design by Heather Vaughan, VP, Marketing, and Peter Smith, Graphic Designer. Contributions from SID offices of Pac-12 institutions, Sarah Jennings and Jon Olivero. Contact member institutions for photo credit. Copies of this guide are available on-line only at [www.pac-12.com](http://www.pac-12.com).*



**BUILT ON A FIRM FOUNDATION** of academic excellence and superior athletic performance, the Conference ushered in a new era on July 1, 2011, officially becoming the Pac-12 Conference with the additions of the University of Colorado and University of Utah.

Just 27 days after the Conference officially changed its name, Commissioner Larry Scott announced the creation of the Pac-12 Networks on July 27, 2011, solidifying a landmark television deal and putting the Conference on the forefront of collegiate athletics. The Networks, including one national network, six regional networks, and a robust digital network marked the first-ever integrated media company owned by a college conference. In addition, the "TV Everywhere" rights allow fans to access Pac-12 Networks outside the home on any digital device, including smartphones and tablet computers.

In 2011, the Pac-12 also launched its Globalization Initiative to proactively promote the Conference and member institutions through student-athlete exchanges and sport. In its first three years, Pac-12 student-athletes have enjoyed unique cultural and athletic experiences in China, fielding full university and Pac-12 all-star teams in women's volleyball and men's basketball, with plans to play the first-ever men's basketball regular season game in China in November 2015, and the Conference and its member schools have gained significant brand exposure for the future and set a foundation for growth.

On the field, the Pac-12 rises above the rest, upholding its tradition as the "Conference of Champions®," claiming an incredible 131 NCAA team titles since 1999-2000, including 10 in 2013-14. That is an average of nearly nine championships per academic year. Even more impressive has been the breadth of the Pac-12's success, with championships coming in 28 different men's and women's sports. The Pac-12 has led or tied the nation in NCAA Championships in 48 of the last 54 years, the only exceptions being in 1980-81, 1988-89, 1990-91 and 1995-96 when the Conference finished second, and only twice finished third in 1998-99 and 2004-05.

For the ninth-consecutive year, the Pac-12 had the most NCAA titles or tied for the most of any conference in the country, winning at least six every year since 2000-01. No other conference has won double-digit NCAA crowns in a single year, the Pac-12 doing so seven times, including a record 14 in 1996-97.

Spanning nearly a century of outstanding athletics achievements, the Pac-12 was the first conference to reach 400 championships in 2010-11. With the inclusion of Colorado and Utah, the Conference surpassed another major milestone, with league teams capturing 450 titles, outdistancing the next conference by nearly 200. In all, Conference teams have won 469 NCAA Championships (287 men's, 154 women's, 28 combined).

Pac-12 members have won 287 NCAA team championships on the men's side, 83 more than the next closest conference. Men's NCAA crowns have come at a phenomenal rate for the Pac-12 - 16 basketball titles by six schools (more than any other conference), 54 tennis titles, 46 outdoor track & field crowns, and 28 baseball titles. Pac-12 members have won 25 of 45 NCAA titles in volleyball, 40 of 45 in water polo, 28 in skiing, and 24 in swimming & diving national championships.

Individually, the Conference has produced an impressive number of NCAA individual champions. Over 2,000 (2,167) individual crowns have been won by Pac-12 student-athletes over the years with 1,485 by male student-athletes.

On the women's side, the story is much the same. Since the NCAA began conducting women's championships 33 years ago, Pac-12 members have claimed at least four national titles in a single season on 24 occasions, including 14-consecutive years from 2000-2014. Overall, the Pac-12 has captured 154 NCAA women's titles, easily outdistancing the SEC, which is second with 93. Pac-12 members have dominated a number of sports, winning 23 softball titles, 21 tennis crowns, 14 volleyball titles, 15 of the last 25 trophies in golf, and 13 in swimming & diving.

Pac-12 women student-athletes shine nationally on an individual basis, as well, having captured an unmatched 682 NCAA individual crowns, an average of nearly 21 championships per season.

The Pac-12's excellence is further proven in the annual Learfield Sports Directors' Cup competition, the prestigious award that honors the best overall collegiate athletics programs in the country. STANFORD continued its remarkable run and won its unprecedented 20th-consecutive Directors' Cup in 2013-14. Seven Pac-12 member institutions ranked among the top-27 Division I programs, the most of any conference and five were in the top 20: No. 1 STANFORD, No. 7 UCLA, No. 8 USC, No. 15 OREGON, No. 20 CALIFORNIA, No. 26 ARIZONA and No. 27 ARIZONA STATE. At least five member institutions have been ranked in the top 20 in all but one year of the Director's Cup program, with seven appearing in the top 20 on five different occasions (1998, 2001, 2003, 2005 and 2006).

## 2013-14 REVIEW

The Conference's 10 national titles came in the form of six men's and four women's crowns. Six different league schools claimed NCAA titles and, of the seven NCAA institutions to have won multiples titles, three were from the Pac-12. No other conference in the country had more than one team win multiple NCAA titles.

OREGON was one of three teams in the country to win three NCAA titles this academic season. The Ducks took home the hardware in men's outdoor track & field, the program's first team title in the sport since 1984, and swept the men's and women's indoor national championships. It is the first time ever UO has won three NCAA titles in one academic year. An additional four teams in the country had two NCAA titles, including USC and UCLA. The Trojans continue to dominate the sports of men's water polo and men's tennis, winning a sixth-straight title in the pool and a fifth in six years on the court. The Bruins won the Conference's third-ever women's soccer title and the program's first, while also taking home the women's tennis crown.

COLORADO kicked off the year for the Conference winning its fourth NCAA men's cross country title. CALIFORNIA was first in men's swimming, the program's third national championship in four years, and STANFORD won its third women's water polo crown in four years, extending the school's streak of at least one NCAA team championship to 38-consecutive years.

In addition to the 10 national championships, the Pac-12 also had runners-up in six NCAA Championship events: women's cross country (ARIZONA), women's swimming (STANFORD), women's rowing (CALIFORNIA), men's volleyball (STANFORD) and women's water polo (UCLA). Overall, the Conference had 32 teams finish in the top four at 22 NCAA Championship events, including an all-Pac-12 women's water polo final four.

Participation in the postseason was a common occurrence for the Pac-12 in 2013-14. Of the 22 sports sponsored by the Conference, 19 witnessed at least half its teams participating in NCAA or other postseason action. The men sent 79 of a possible 100 teams into the

postseason (79.4 percent), while the women sent 83 of a possible 115 teams (72.2 percent).

For the second-straight year, a record number of league teams participated in college football bowl games. After earning a then-league record eight bowl bids in 2012, Conference teams bested that with nine teams making bowl trips in 2013, producing a 6-3 record. A Pac-12 record five teams posted 10 or more wins during the season, a feat no other league in the country accomplished. STANFORD represented the Pac-12 in the Rose Bowl for the second-consecutive year by virtue of a 38-14 win over ARIZONA STATE at the Pac-12 Championship Game. ASU went on to participate in the National University Holiday Bowl. Also joining the Cardinal and Sun Devils in postseason play were OREGON (Valero Alamo), UCLA (Hyundai Sun Bowl), USC (Royal Purple Las Vegas Bowl), WASHINGTON (Fight Hunger Bowl), WASHINGTON STATE (Gildan New Mexico Bowl), ARIZONA (AdvoCare V100 Bowl) and OREGON STATE (Sheraton Hawai'i Bowl). Six Pac-12 teams appeared in the final Associated Press poll marking the sixth time in league history that six teams were in the final ranking. The teams in the top 25 were: Oregon (9th), Stanford (11th), UCLA (16th), USC (19th), Arizona State (21) and Washington (25th). Also receiving votes was Arizona.

It was also a record-breaking season for Pac-12 men's basketball with a league-record eight teams posting 20 wins during the 2013-14 campaign. ARIZONA captured its 13th regular-season crown, while UCLA won its fourth Pac-12 Tournament title at the MGM Grand Garden Arena in Las Vegas, its first since 2008. The highly-competitive Pac-12 season was rewarded with a record-tying six teams (Arizona, ARIZONA STATE, COLORADO, OREGON, STANFORD, UCLA) earning NCAA Tournament bids. The Wildcats obtained one of the four No. 1 seeds in the postseason tournament, the Conference's first since 2008. Pac-12 teams went 8-6 in tournament play, with UA, Stanford and UCLA reaching the Sweet Sixteen, while the Wildcats were just one point short of the NCAA Final Four, advancing to the Elite Eight. The eight NCAA Tournament wins were the most by the league since it posted an identical 8-6 mark in 2008. An additional three teams participated in postseason action with CALIFORNIA and UTAH receiving NIT bids and OREGON STATE playing in the CBI.

Pac-12 women's basketball also saw tremendous success with five teams earning NCAA Tournament bids, the most since 2006. USC captured its first-ever Pac-12 Tournament title, securing its first NCAA Tournament bid since 2006. STANFORD claimed its 14th-consecutive regular-season crown, then advanced to the NCAA Final Four for the sixth time in seven years. Its trip to the national semifinals was also the seventh-straight year a Pac-12 team has advanced that far. OREGON STATE also ended a long NCAA Tournament drought, earning its first invitation to the Big Dance since 1996; CALIFORNIA made a third-straight trip to the NCAA Tournament; and ARIZONA STATE returned to the postseason event after a two-year absence. COLORADO, OREGON, WASHINGTON and WASHINGTON STATE also all participated in the WNIT, making it the most-ever teams to participate in the postseason in the history of the league. Three teams ended the season ranked in the final Associated Press poll: Stanford was No. 6, Cal was No. 24 and USC was No. 25, its first appearance in the final poll in 20 years.

Pac-12 volleyball also recorded an unprecedented season with a league-record nine teams earning NCAA Tournament bids, also the most in the country, with three receiving a top-16 seed. After winning the Conference regular-season crown for the first time since 2005, WASHINGTON advanced to its first national semifinal since 2006 marking the 14th time in 16 years a Pac-12 team has advanced that far. With 14-straight years of

at least six Conference teams earning NCAA bids, the Pac-12 has dominated the sport, winning a record 14 NCAA volleyball titles since 1982, including 12 in the last 23 years.

OREGON STATE won its second-straight Pac-12 baseball crown and was the No. 1 overall seed in the NCAA Tournament. Five teams altogether earned post-season bids with ARIZONA STATE, OREGON, STANFORD and WASHINGTON joining the Beavers in the tournament. UW made its return to the NCAA Tournament after a 10-year absence, while the Cardinal used a walk-off home run to advance to the Super Regionals before falling to eventual national champion Vanderbilt. The Pac-12 has, by far, won the most baseball national titles of any conference in the country, claiming 28 titles dating back to 1947, including two of the last three when the league had back-to-back champions in 2012 (Arizona) and 2013 (UCLA).

Another sport in which the Pac-12 Conference has dominated is softball where league teams have claimed 23 NCAA titles in the 33-year history of the championship. Pac-12 teams captured an unprecedented nine in a row from 1988-1997, then most recently claimed six-straight from 2006-11. Five teams participated in the tournament in 2014, with OREGON earning the overall No. 1 seed and advancing to the NCAA Women's College World Series. Joining the Ducks in the tournament were third-seeded UCLA, No. 9-seed ARIZONA STATE, No. 11-seed ARIZONA and No. 12-seed WASHINGTON as the Bruins, Wildcats and Huskies went as far as the Super Regionals. The Conference has had at least three teams in the NCAA Tournament every year since the league began sponsoring the sport in 1987. Before earning the No. 1-overall seed, UO claimed its second-straight Pac-12 crown.

## PAC-12 CONFERENCE HISTORY

The roots of the Pac-12 Conference date back 99 years to December 2, 1915, when the Pacific Coast Conference (PCC) was founded at a meeting at the Oregon Hotel in Portland, Ore. The original membership consisted of four schools - the University of California at Berkeley, the University of Washington, the University of Oregon, and Oregon State College (now Oregon State University). All still are charter members of the Conference.

Pacific Coast Conference play began in 1916 and, one year later, Washington State College (now Washington State University) was accepted into the league, with Stanford University following in 1918.

In 1922, the PCC expanded to eight teams with the admission of the University of Southern California (USC) and the University of Idaho. In 1924, the University of Montana joined the league roster, and in 1928, the PCC grew to 10 members with the addition of UCLA.

The Pacific Coast Conference competed as a 10-member league until 1950, with the exception of 1943-45 when World War II curtailed intercollegiate athletic competition to a minimum. During that time, the league's first commissioner was named. Edwin N. Atherton was Commissioner in 1940 and was succeeded by Victor O. Schmidt in 1944. In 1950, Montana resigned from the Conference and the PCC continued as a nine-team Conference through 1958.

In 1959, the PCC was dissolved and the Athletic Association of Western Universities (AAWU) was formed with Thomas J. Hamilton was appointed Commissioner of the new league. The original AAWU membership included California, Stanford, USC, UCLA and Washington. Washington State joined the membership in 1962, while Oregon and Oregon State joined in 1964. Under Hamilton's watch, the name Pacific-8 Conference was adopted in 1968. In 1971, Wiles Hallock took over as Commissioner of the Pac-8.

Ten years later, on July 1, 1978, the University of Arizona and Arizona State University were admitted to the league and the Pacific-10 Conference became a reality. In 1986-87, the league took on a new look, expanding to include 10 women's sports. Since then, the Conference has been considered the premiere league in women's athletics, securing the most NCAA titles in women's sports of any conference nearly every year.

Thomas C. Hansen was named the Commissioner of the Pac-10 in 1983, a role he would hold for 26 years until 2009, and was succeeded by current Commissioner Larry Scott, who took on the new role in July 2009.

During the 2010-11 academic year, the University of Colorado accepted its invitation to join the Pac-12 on June 11, 2010, and on June 17, 2010, the University of Utah agreed to join the Conference. The Buffaloes and Utes officially became the 11th and 12th members of the Conference on July 1, 2011, the first additions to the league since 1978.

It was during that 2010-11 academic year that Scott helped deliver monumental changes that transformed the Conference into a modern 12-team league. In addition to expanding to 12 teams, member institutions agreed to equal revenue sharing for the first time in the Conference's history, created two divisions - the North and the South, for football only and established a Football Championship Game for the first time ever. He also secured a landmark media rights deal that dramatically increased national exposure and revenue for each school, establishing the Pac-12 Networks and Pac-12 Digital Network that guaranteed enhanced exposure across all sports.

Currently, the Pac-12 sponsors 11 men's sports and 11 women's sports. Additionally, the Conference is a member of the Mountain Pacific Sports Federation (MPSF) in four other men's sports and three women's sports.

The Pac-12 Conference offices are located in the heart of San Francisco in the SOMA district.

## LEARFIELD SPORTS DIRECTORS' CUP

Seven Pac-12 Conference institutions finished the 2012-13 academic year ranked in the final Learfield Sports Directors' Cup top 25, the most of any conference, the National Association of Collegiate Directors of Athletics (NACDA) announced.

STANFORD won its 19th consecutive cup after claiming a national championship in women's tennis and top-four finishes in women's cross country, women's soccer, men's gymnastics and women's water polo, accumulating an impressive 1,261.25 points.

With its baseball national title earned earlier this week, UCLA moved up to finish third (1,227.25 points) for the second straight year. In addition to the baseball crown, the Bruins posted top-four finishes in six other sports - men's and women's water polo, men's and women's tennis, women's gymnastics and women's golf. USC placed 14th overall with 945.00 points after sweeping the men's and women's water polo titles. OREGON placed 15th with 929.75 points after picking up a pair of NCAA titles in women's cross country and women's indoor track and field. Five top-four finishes helped CALIFORNIA to finish 17th (858.83), while ARIZONA STATE and ARIZONA rounded out the top 25, finishing 18th (852.08) and 23rd (786.58), respectively.

WASHINGTON finished 28th with 716.08 points, COLORADO was 56th overall (418.00, followed by OREGON STATE (69th, 319.50), UTAH (77th, 261.25) and WASHINGTON STATE (tied 192nd, 73.00).

The success of the Pac-12 in the Directors' Cup was bolstered by the capturing of eight NCAA titles, most among all conferences. In addition, 10 Pac-12 league members finished among the top four in 22 NCAA championships, while the Big Ten was next with its league members placing among the top four in 18 NCAA championships.

The Directors' Cup was developed as a joint effort between the National Association of Collegiate Directors of Athletics (NACDA) and USA Today. Points are awarded based on each institution's finish in up to 20 sports - 10 women's and 10 men's.

## CONFERENCE BREAKDOWN

	Conference*	Top 25 Schools	Membership Ratio
1.	Pac-12 (12)	7	.583
2.	SEC (12)	6	.500
3.	Big Ten (12)	5	.417
4.	ACC (12)	4	.333
5.	Big 12 (10)	2	.200
6.	Big East (15)	1	.067

\* based on 2012-13 membership

## WHERE THEY RANKED

School	Total Pts
1. Stanford	1261.25
3. UCLA	1227.25
14. USC	945.00
15. Oregon	929.75
17. California	858.83
18. Arizona State	852.08
23. Arizona	786.58
28. Washington	716.08
56. Colorado	418.00
69. Oregon State	319.50
77. Utah	261.25
T192. Washington State	73.00

As of Oct. 14, 2014. All times are local to game site.

## NOVEMBER

### Friday, November 14

UCLA at James Madison ..... 1 p.m. ET  
 Portland at Oregon State ..... 4 p.m. PT  
 Boston College at Stanford ..... 5:30 p.m. PT  
 Dayton at Washington State ..... 7 p.m. PT  
 Washington at Oklahoma ..... 7 p.m. CT  
 Utah State at Oregon ..... 12 p.m. PT  
 San Jose State at Utah ..... 5 p.m. MT  
 Middle Tennessee at Arizona State ..... 5 p.m. MT

### Saturday, November 15

USC at South Carolina ..... 5 p.m. ET  
 North Dakota at Colorado ..... 6 p.m. MT  
*Preseason Women's NIT*

### Sunday, November 16

Idaho State at Washington State ..... 1 p.m. PT  
 Utah State at Oregon State ..... 2 p.m. PT  
 California at Pacific ..... 4 p.m. PT  
 UCLA at North Carolina ..... 2 p.m. ET

### Monday, November 17

Connecticut at Stanford ..... 6 p.m. PT  
 CSU Bakersfield at Arizona ..... 7 p.m. MT  
 USC at Davidson ..... 7 p.m. ET  
 TBD at Colorado ..... TBA  
*Preseason Women's NIT*

### Tuesday, November 18

Nevada at California ..... 7 p.m. PT

### Wednesday, November 19

Nebraska at Washington State ..... 8 p.m. PT  
 TBD at Colorado ..... TBA  
*Preseason Women's NIT*  
 CSU Bakersfield at Arizona State ..... 6:30 p.m. MT

### Thursday, November 20

Texas at Stanford ..... 6 p.m. PT  
 South Dakota at Washington ..... 7 p.m. PT  
 Utah at Creighton ..... 7:05 p.m. CT

### Friday, November 21

USC at Long Beach State ..... 4:30 p.m. PT  
 Arizona at Texas Tech ..... 7 p.m. CT  
 California at Hawai'i ..... 7 p.m. HT  
*Rainbow Wahine Classic, Honolulu, Hawai'i*  
 Seattle at Washington State ..... TBA

### Saturday, November 22

Concordia (Ore.) at Oregon State ..... 2 p.m. PT

### Sunday, November 23

Fresno State at USC ..... 2 p.m. PT  
 Yale at Washington ..... 7:30 p.m. PT  
 California vs. Missouri ..... 4:30 p.m. HT  
*Rainbow Wahine Classic, Honolulu, Hawai'i*  
 North Carolina at Oregon ..... 3 p.m. PT  
 Texas at UCLA ..... 1 p.m. PT  
 TBD at Colorado ..... TBA  
*Preseason Women's NIT*  
 Utah at Nebraska ..... 1 p.m. CT

### Monday, November 24

Stanford at New Mexico ..... 7 p.m. MT

### Tuesday, November 25

UC Santa Barbara at Arizona ..... 11 a.m. MT  
 Colorado at Denver ..... 7 p.m. MT  
 Portland State at Oregon ..... 6 p.m. PT  
 Arizona State at Miami (Fla.) ..... 7 p.m. ET  
 Washington State at Hampton ..... 4 p.m. PT

### Thursday, November 27

Oregon State vs. Butler ..... 3 p.m. HT  
*Tom Westin Invitational, Laie, Hawai'i*  
 Washington vs. Florida State ..... 5:30 p.m. CT  
*Cancun Challenge, Cancun, Mexico*

### Friday, November 28

USC vs. Sam Houston State ..... 5 p.m. PT  
*SMU Tournament, Dallas, Texas*  
 Missouri State at Colorado ..... 7:30 p.m. MT  
*Omni Classic, Boulder Colo.*  
 Arizona at FIU ..... 6 p.m. ET  
*FIU Thanksgiving Classic, Miami, Fla.*  
 San Jose State at California ..... 5:30 p.m. PT  
*Cal Classic, Berkeley, Calif.*  
 Washington vs. Furman ..... 3 p.m. CT  
*Cancun Challenge, Cancun, Mexico*  
 Oregon vs. Central Michigan ..... 6 p.m. PT  
*South Point Thanksgiving Shootout, Las Vegas, Nev.*  
 Nebraska at UCLA ..... 1 p.m. PT  
 Utah vs. Mississippi ..... 6:30 p.m. PT  
*John Ascuaga's Nugget Classic, Reno, Nev.*  
 Arizona State vs. Villanova ..... 2:30 p.m. ET  
*Gulf Coast Showcase, Estero Fla.*  
 Washington State vs. Michigan ..... 12 p.m. AT  
*San Juan Shootout, San Juan, P.R.*  
 Stanford vs. North Carolina ..... 2 p.m. HT  
*Rainbow Wahine Shootout, Honolulu, Hawai'i*

### Saturday, November 29

Arizona State vs. Villanova ..... TBA  
*Gulf Coast Showcase, Estero Fla.*  
 Colorado State/TCU at Colorado ..... 5/7:30 p.m. MT  
*Omni Classic, Boulder Colo.*  
 Oregon State vs. BYU ..... 1 p.m. HT  
*Tom Westin Invitational, Laie, Hawai'i*  
 Cincinnati/Creighton at California ..... 5/7 p.m. PT  
*Cal Classic, Berkeley, Calif.*  
 Hartford at Washington ..... 5:30 p.m. CT  
*Cancun Challenge, Cancun, Mexico*  
 Oregon vs. American ..... 6 p.m. PT  
*South Point Thanksgiving Shootout, Las Vegas, Nev.*  
 Washington State vs. Maryland ..... 7:30 p.m. AT  
*San Juan Shootout, San Juan, P.R.*  
 Stanford at Hawai'i ..... 4:30 p.m. HT  
*Rainbow Wahine Shootout, Honolulu, Hawai'i*  
 USC at SMU/Florida A&M ..... 5/7 p.m. CT  
*SMU Tournament, Dallas, Texas*  
 Utah at Nevada/Portland ..... 4/6:30 p.m. PT  
*John Ascuaga's Nugget Classic, Reno, Nev.*  
 Washington State vs. Maryland ..... 8:30 p.m. AT  
*San Juan Shootout, San Juan, P.R.*

### Sunday, November 30

Arizona vs. Toledo/Virginia ..... TBA  
*FIU Thanksgiving Classic, Miami, Fla.*  
 Arizona State vs. TBD ..... TBA  
*Gulf Coast Showcase, Estero Fla.*  
 Stanford vs. Prairie View A&M ..... 2 p.m. HT  
*Rainbow Wahine Shootout, Honolulu, Hawai'i*

## DECEMBER

### Tuesday, December 2

Cincinnati at UCLA ..... 7 p.m. PT

### Wednesday, December 3

Grambling at Arizona ..... 7 p.m. MT  
 Sacramento State at California ..... 11 a.m. PT  
 Utah State at Utah ..... 6 p.m. MT

### Thursday, December 4

Washington State at UC Santa Barbara ..... 4 p.m. PT  
 Idaho at Oregon State ..... 11 a.m. PT  
 Washington at Seattle (KeyArena) ..... 7 p.m. PT

### Friday, December 5

San Jose State at Colorado ..... 11 a.m. MT  
 Oregon at Portland ..... 7 p.m. PT

### Saturday, December 6

USC at St. Mary's (Calif.) ..... 5 p.m. PT  
 UNLV at Utah ..... 3 p.m. MT  
 Navy at Oregon ..... 7 p.m. PT  
 Sacramento State at Oregon State ..... 2 p.m. PT  
 SMU at Arizona State ..... 3 p.m. MT

### Saturday, December 7

Arizona at Wake Forest ..... 1 p.m. ET  
 California at Kansas ..... 5 p.m. CT  
 Colorado at Iowa ..... 2 p.m. CT  
 Washington at Portland ..... 2 p.m. PT

### Tuesday, December 9

CS Northridge at USC ..... 6 p.m. PT  
 Washington State at Gonzaga ..... 6 p.m. PT

### Wednesday, December 10

Idaho State at Utah ..... 7 p.m. MT  
 UC Riverside at UCLA ..... 5 p.m. PT

### Thursday, December 11

Southern at Arizona ..... 7 p.m. MT

### Friday, December 12

Sacramento State at UCLA ..... 7 p.m. PT  
 Colorado at Missouri ..... TBA

### Saturday, December 13

BYU at Utah ..... 12 p.m. MT  
 California at Long Beach State ..... 4 p.m. PT  
 Northern Arizona at Oregon ..... 2 p.m. PT  
 UC Davis at Arizona State ..... 2:30 p.m. MT

### Sunday, December 14

UAB at Arizona ..... 12 p.m. MT  
 Grambling at Washington ..... 12 p.m. PT  
 Sacramento State at USC ..... 2 p.m. PT  
 Santa Clara at Stanford ..... 7 p.m. PT

### Tuesday, December 16

Oregon State at North Carolina ..... 6 p.m. ET  
 Arizona State at Illinois State ..... 7:05 p.m. CT

### Wednesday, December 17

Stanford at Chattanooga ..... 6 p.m. ET

### Thursday, December 18

UCLA vs. Miami (Fla.) ..... 1 p.m. PT  
*Tulane DoubleTree Classic, New Orleans La.*  
 Loyola Marymount at USC ..... 4 p.m. PT  
 Washington at San Diego State ..... 6 p.m. PT  
 Santa Clara at Oregon ..... 6 p.m. PT

### Friday, December 19

UCLA vs. Samford ..... 5 p.m. CT  
*Tulane DoubleTree Classic, New Orleans La.*  
 Oregon State vs. Southern Illinois ..... 8 p.m. CT  
*New Orleans Shootout, New Orleans, La.*

### Saturday, December 20

Montana State at Washington State ..... 1 p.m. PT  
 Louisiana Tech at Utah ..... 3 p.m. MT  
 Oregon State vs. Nevada ..... 5:30 p.m. CT  
*New Orleans Shootout, New Orleans, La.*  
 Arizona at Stephen F. Austin ..... 4:30 p.m. CT  
 Stanford at Tennessee ..... 1 p.m. ET  
 Washington at UC Riverside ..... 5 p.m. PT  
 Lehigh at Arizona State ..... 1 p.m. MT  
*ASU Classic, Tempe, Ariz.*

### Sunday, December 21

Oklahoma State at USC ..... 12 p.m. PT  
 Wyoming at Colorado ..... 2 p.m. MT  
 Connecticut vs UCLA ..... 2 p.m. PT  
 Louisville at California ..... 2 p.m. PT  
 Fresno State at Oregon ..... 2 p.m. PT  
 E. Illinois/Northwestern at Arizona State ..... 12/2 p.m. MT  
*ASU Classic, Tempe, Ariz.*



**Monday, December 22**

UC Davis at Stanford ..... 2 p.m. PT  
Washington State at Loyola Marymount .. 2 p.m. PT

**Sunday, December 28**

UC Santa Barbara at Stanford ..... 2 p.m. PT  
Oregon State at Tennessee ..... 1 p.m. ET  
Notre Dame at UCLA ..... 1 p.m. PT  
Yale at Arizona State ..... 2:30 p.m. PT

**Monday, December 29**

UT-Martin t Arizona ..... 7 p.m. MT  
Charlotte at Utah ..... 7 p.m. MT  
Old Dominion at California ..... 6 p.m. PT  
Texas A&M at Washington ..... 6 p.m. PT  
Seattle at Oregon ..... 4 p.m. PT

**Tuesday, December 30**

Long Beach State at Colorado ..... 7 p.m. MT  
UCLA at USC ..... 6 p.m. PT

**JANUARY**

**Saturday, January 3**

Washington State at Arizona ..... 12 p.m. MT  
Washington at Arizona State ..... 1 p.m. MT  
Oregon at USC ..... 3 p.m. PT  
Utah at California ..... 3 p.m. PT  
Oregon State at UCLA ..... 5 p.m. PT  
Colorado at Stanford ..... 7 p.m. PT

**Monday, January 5**

Oregon at UCLA ..... 5 p.m. PT  
Utah at Stanford ..... 5 p.m. PT  
Washington at Arizona ..... 6 p.m. MT  
Colorado at California ..... 7 p.m. MT  
Washington State at Arizona State ..... 7 p.m. MT  
Oregon State at USC ..... 7 p.m. PT

**Thursday, January 8**

Arizona State at Arizona ..... 6 p.m. MT

**Friday, January 9**

UCLA at Utah ..... 6 p.m. PT  
California at Washington State ..... 5 p.m. PT  
Oregon at Oregon State ..... 7 p.m. PT  
Stanford at Washington ..... 7 p.m. PT  
USC at Colorado ..... 8 p.m. MT

**Saturday, January 10**

Arizona at Arizona State ..... 6 p.m. MT

**Sunday, January 11**

USC at Utah ..... 12 p.m. MT  
Stanford at Washington State ..... 1 p.m. PT  
UCLA at Colorado ..... 2 p.m. MT  
California at Washington ..... 3 p.m. PT  
Oregon State at Oregon ..... 5 p.m. PT

**Wednesday, January 14**

Utah at Colorado ..... 7 p.m. MT

**Friday, January 16**

Arizona State at California ..... 6 p.m. PT  
Washington State at Oregon State ..... 6 p.m. PT  
Washington at Oregon ..... 8 p.m. PT  
Arizona at Stanford ..... 8 p.m. PT

**Sunday, January 18**

Arizona at California ..... 1 p.m. PT  
Washington State at Oregon ..... 1 p.m. PT  
Colorado at Utah ..... 12 p.m. MT  
USC at UCLA ..... 7:30 p.m. PT

**Monday, January 19**

Arizona State at Stanford ..... 3 p.m. PT  
Washington at Oregon State ..... 4 p.m. PT

**Friday, January 23**

Oregon at Arizona State ..... 5 p.m. PT  
Oregon State at Arizona ..... 7 p.m. PT  
Colorado at Washington ..... 7 p.m. PT  
Stanford at UCLA ..... 7 p.m. PT  
California at USC ..... 7 p.m. PT  
Utah and Washington State ..... 7 p.m. PT

**Sunday, January 25**

Utah at Washington ..... 11 a.m. PT  
Oregon at Arizona ..... 1 p.m. MT  
Oregon State at Arizona State ..... 1 p.m. PT  
Colorado at Washington State ..... 1 p.m. PT  
California at UCLA ..... 3 p.m. PT  
Stanford at USC ..... 5 p.m. PT

**Friday, January 30**

Arizona at Utah ..... 7 p.m. MT  
Arizona State at Colorado ..... 7 p.m. MT

**Saturday, January 31**

UCLA at Oregon ..... 12:30 p.m. PT  
Washington State at Stanford ..... 12:30 p.m. PT  
Washington at California ..... 2:30 p.m. PT  
USC at Oregon State ..... 2:30 p.m. PT

**FEBRUARY**

**Sunday, February 1**

Arizona at Colorado ..... 11 a.m. MT  
Arizona State at Utah ..... 3 p.m. MT

**Monday, February 2**

USC at Oregon ..... 5 p.m. PT  
Washington State at California ..... 5 p.m. PT  
UCLA at Oregon State ..... 7 p.m. PT  
Washington at Stanford ..... 7 p.m. PT

**Friday, February 6**

Oregon at Washington State ..... 5 p.m. PT  
California at Arizona ..... 6 p.m. MT  
Utah at USC ..... 7 p.m. PT  
Oregon State at Washington ..... 7 p.m. PT  
Stanford at Arizona State ..... 7 p.m. PT  
Colorado at UCLA ..... 7 p.m. PT

**Sunday, February 8**

California at Arizona State ..... 1 p.m. MT  
Colorado at USC ..... 12 p.m. PT  
Oregon State at Washington State ..... 2 p.m. PT  
Stanford at Arizona ..... 3 p.m. MT  
Oregon at Washington ..... 6 p.m. PT  
Utah at UCLA ..... 2 p.m. PT

**Thursday, February 12**

UCLA at California ..... 8 p.m. PT

**Friday, February 13**

Arizona State at Oregon State ..... 6 p.m. PT  
USC at Stanford ..... 6 p.m. PT  
Arizona at Oregon ..... 6 p.m. PT  
Washington at Utah ..... 7 p.m. MT  
Washington State at Colorado ..... 7 p.m. MT

**Sunday, February 15**

Washington State at Utah ..... 12 p.m. MT  
Arizona at Oregon State ..... 11 a.m. PT  
UCLA at Stanford ..... 4:30 p.m. PT  
Washington at Colorado ..... 5:30 p.m. MT  
Arizona State at Oregon ..... 4:30 p.m. PT  
USC at California ..... 6:30 p.m. PT

**Wednesday, February 18**

Stanford at California ..... 7 p.m. PT

**Friday, February 20**

Oregon State at Colorado ..... 6:30 p.m. MT  
Oregon at Utah ..... 7 p.m. MT  
Arizona at USC ..... 7 p.m. PT  
Washington State at Washington ..... 7:30 p.m. PT  
Arizona State at UCLA ..... 7 p.m. PT

**Sunday, February 22**

Oregon State at Utah ..... 12 p.m. MT  
Arizona at UCLA ..... 1 p.m. PT  
Oregon at Colorado ..... 2 p.m. MT  
Washington at Washington State ..... 1 p.m. PT  
California at Stanford ..... 1 p.m. PT  
Arizona State at USC ..... 3 p.m. PT

**Thursday, February 26**

Stanford at Oregon State ..... 6 p.m. PT  
USC at Washington ..... 6 p.m. PT  
UCLA at Washington State ..... 7 p.m. PT  
California at Oregon ..... 6 p.m. PT

**Friday, February 27**

Colorado at Arizona ..... 6 p.m. MT  
Utah at Arizona State ..... 6:30 p.m. MT

**Saturday, February 28**

UCLA at Washington ..... 1 p.m. PT  
USC at Washington State ..... 3 p.m. PT  
California at Oregon State ..... 3 p.m. PT

**MARCH**

Sunday, March 1  
Stanford at Oregon ..... 1 p.m. PT  
Utah at Arizona ..... 3 p.m. MT  
Colorado at Arizona State ..... 2 p.m. MT

**2015 PAC-12 WOMEN'S BASKETBALL TOURNAMENT**  
Thursday-Sunday, March 5-8  
KeyArena • Seattle

**Thursday, March 6**

First Round Game #1 (P12N) ..... 11:30 a.m. PT  
First Round Game #2 (P12N) ..... 2 p.m. PT  
First Round Game #3 (P12N) ..... 6 p.m. PT  
First Round Game #4 (P12N) ..... 8:30 p.m. PT

**Friday, March 7**

Quarterfinal Game #1 (P12N) ..... 11:30 a.m. PT  
Quarterfinal Game #2 (P12N) ..... 2 p.m. PT  
Quarterfinal Game #3 (P12N) ..... 6 p.m. PT  
Quarterfinal Game #4 (P12N) ..... 8:30 p.m. PT

**Saturday, March 8**

Semifinal Game #1 (P12N) ..... 6 p.m. PT  
Semifinal Game #2 (P12N) ..... 8:30 p.m. PT

**Sunday, March 9**

Championship Game (ESPN) ..... 6 p.m. PT

**NCAA TOURNAMENT**

**Friday & Sunday, March 20 & 22 or Saturday & Monday, March 21 & 23**

First & Second Rounds  
16 campus sites of top seeds

**March 27-30**

Regionals (Albany, N.Y.; Greensboro, N.C.; Oklahoma City, Okla.; Spokane, Wash.)

**April 5 & 7**

NCAA Final Four, Amalie Arena, Tampa, Fla.

\* indicates Pac-12 Conference game

## PAC-12 WOMEN'S BASKETBALL TELEVISION SCHEDULE

The 2014-15 Pac-12 women's basketball regular season tips off the 245-game schedule on Friday, Nov. 14. Pac-12 teams will make a league-record over 100 appearances during the regular season, including 108 telecasts on the Pac-12 Networks and five on the ESPN networks as part of the Conference's television package. Among those 113 appearances, all 11 games of the Pac-12 Tournament at KeyArena in Seattle will be nationally televised, with 10 appearing on the Pac-12 Networks and the championship game on ESPN on March 8. The Pac-12 Networks launched in the summer of 2012 with one national and six regional networks devoted solely to Pac-12 sports. In addition to the hundreds of live televised Pac-12 sporting events, Pac-12 Networks subscribers can watch live events on the Pac-12 Now app. Subscribers can also watch live and on-demand content on the web at pac-12.com.

Day	Date	Matchup	Network	Time (PT)
Monday	Nov. 17	Connecticut at Stanford	ESPN2	6:00 PM
Wednesday	Nov. 19	Nebraska at Washington State	P12N	8:00 PM
Thursday	Nov. 20	Texas at Stanford	P12N	6:00 PM
Sunday	Nov. 23	Texas at UCLA	P12N	1:00 PM
Sunday	Nov. 23	North Carolina at Oregon	P12N	3:00 PM
Friday	Nov. 28	Nebraska at UCLA	P12N	1:00 PM
Saturday	Dec. 6	SMU at Arizona State	P12N	2:00 PM
Wednesday	Dec. 10	UC Riverside at UCLA	P12N	5:00 PM
Saturday	Dec. 13	Brigham Young at Utah	P12N	11:00 AM
Sunday	Dec. 14	Santa Clara at Stanford	P12N	7:00 PM
Sunday	Dec. 21	Oklahoma State at USC	P12N	12:00 PM
Sunday	Dec. 21	Louisville at California	P12N	2:00 PM
Sunday	Dec. 28	Notre Dame at UCLA	P12N	1:00 PM
Monday	Dec. 29	Old Dominion at California	P12N	6:00 PM
Monday	Dec. 29	Texas A&M at Washington	P12N	6:00 PM
Tuesday	Dec. 30	UCLA at USC	P12N	6:00 PM
Saturday	Jan. 3	Washington State at Arizona	P12N	11:00 AM
Saturday	Jan. 3	Washington at Arizona State	P12N	1:00 PM
Saturday	Jan. 3	Oregon at USC	P12N	3:00 PM
Saturday	Jan. 3	Utah at California	P12N	3:00 PM
Saturday	Jan. 3	Oregon State at UCLA	P12N	5:00 PM
Saturday	Jan. 3	Colorado at Stanford	P12N	7:00 PM
Monday	Jan. 5	Washington at Arizona	P12N	5:00 PM
Monday	Jan. 5	Oregon at UCLA	P12N	5:00 PM
Monday	Jan. 5	Utah at Stanford	P12N	5:00 PM
Monday	Jan. 5	Colorado at California	P12N	7:00 PM
Monday	Jan. 5	Washington State at Arizona State	P12N	7:00 PM
Monday	Jan. 5	Oregon State at USC	P12N	7:00 PM
Thursday	Jan. 8	Arizona State at Arizona	P12N	5:00 PM
Friday	Jan. 9	UCLA at Utah	P12N	5:00 PM
Friday	Jan. 9	California at Washington State	P12N	5:00 PM
Friday	Jan. 9	Oregon at Oregon State	P12N	7:00 PM
Friday	Jan. 9	Stanford at Washington	P12N	7:00 PM
Friday	Jan. 9	USC at Colorado	P12N	7:00 PM
Saturday	Jan. 10	Arizona at Arizona State	P12N	5:00 PM
Sunday	Jan. 11	USC at Utah	P12N	11:00 AM
Sunday	Jan. 11	Stanford at Washington State	P12N	1:00 PM
Sunday	Jan. 11	UCLA at Colorado	P12N	1:00 PM
Sunday	Jan. 11	California at Washington	P12N	3:00 PM
Sunday	Jan. 11	Oregon State at Oregon	P12N	5:00 PM
Wednesday	Jan. 14	Utah at Colorado	P12N	6:00 PM
Friday	Jan. 16	Arizona State at California	P12N	6:00 PM
Friday	Jan. 16	Washington State at Oregon State	P12N	6:00 PM
Friday	Jan. 16	Washington at Oregon	P12N	8:00 PM
Friday	Jan. 16	Arizona at Stanford	P12N	8:00 PM
Sunday	Jan. 18	Colorado at Utah	P12N	11:00 AM
Sunday	Jan. 18	Arizona at California	P12N	1:00 PM
Sunday	Jan. 18	Washington State at Oregon	P12N	1:00 PM
Sunday	Jan. 18	USC at UCLA	P12N	7:30 PM
Monday	Jan. 19	Arizona State at Stanford	P12N	3:00 PM
Monday	Jan. 19	Washington at Oregon State	P12N	5:00 PM
Friday	Jan. 23	Oregon at Arizona State	P12N	10:00 AM
Friday	Jan. 23	Oregon State at Arizona	P12N	7:00 PM
Friday	Jan. 23	Colorado at Washington	P12N	7:00 PM
Friday	Jan. 23	Stanford at UCLA	P12N	7:00 PM
Sunday	Jan. 25	Utah at Washington	P12N	11:00 AM
Sunday	Jan. 25	Oregon State at Arizona State	P12N	1:00 PM
Sunday	Jan. 25	Colorado at Washington State	P12N	1:00 PM

Day	Date	Matchup	Network	Time (PT)
Sunday	Jan. 25	California at UCLA	P12N	3:00 PM
Sunday	Jan. 25	Stanford at USC	P12N	5:00 PM
Saturday	Jan. 31	UCLA at Oregon	P12N	12:30 PM
Saturday	Jan. 31	Washington State at Stanford	P12N	12:30 PM
Saturday	Jan. 31	Washington at California	P12N	2:30 PM
Saturday	Jan. 31	USC at Oregon State	P12N	2:30 PM
Sunday	Feb. 1	Arizona at Colorado	P12N	10:00 AM
Monday	Feb. 2	USC at Oregon	P12N	5:00 PM
Monday	Feb. 2	Washington State at California	P12N	5:00 PM
Monday	Feb. 2	UCLA at Oregon State	P12N	7:00 PM
Monday	Feb. 2	Washington at Stanford	P12N	7:00 PM
Friday	Feb. 6	Oregon at Washington State	P12N	5:00 PM
Friday	Feb. 6	Utah at USC	P12N	7:00 PM
Friday	Feb. 6	Oregon State at Washington	P12N	7:00 PM
Friday	Feb. 6	Stanford at Arizona State	P12N	7:00 PM
Sunday	Feb. 8	Colorado at USC	P12N	12:00 PM
Sunday	Feb. 8	California at Arizona State	ESPNU	1:00 PM
Sunday	Feb. 8	Oregon State at Washington State	P12N	2:00 PM
Sunday	Feb. 8	Stanford at Arizona	P12N	2:00 PM
Sunday	Feb. 8	Oregon at Washington	P12N	6:00 PM
Thursday	Feb. 12	UCLA at California	P12N	8:00 PM
Friday	Feb. 13	Arizona State at Oregon State	P12N	6:00 PM
Friday	Feb. 13	USC at Stanford	P12N	6:00 PM
Sunday	Feb. 15	Washington State at Utah	P12N	11:00 AM
Sunday	Feb. 15	Arizona at Oregon State	P12N	11:00 AM
Sunday	Feb. 15	UCLA at Stanford	P12N	4:30 PM
Sunday	Feb. 15	Arizona State at Oregon	P12N	4:30 PM
Sunday	Feb. 15	USC at California	P12N	6:30 PM
Wednesday	Feb. 18	Stanford at California	P12N	7:00 PM
Friday	Feb. 20	Oregon State at Colorado	P12N	5:30 PM
Friday	Feb. 20	Washington State at Washington	P12N	7:30 PM
Sunday	Feb. 22	Oregon State at Utah	P12N	11:00 AM
Sunday	Feb. 22	California at Stanford	ESPN2	1:00 PM
Sunday	Feb. 22	Arizona at UCLA	P12N	1:00 PM
Sunday	Feb. 22	Washington at Washington State	P12N	1:00 PM
Sunday	Feb. 22	Arizona State at USC	P12N	3:00 PM
Thursday	Feb. 26	Stanford at Oregon State	P12N	6:00 PM
Thursday	Feb. 26	USC at Washington	P12N	6:00 PM
Friday	Feb. 27	Colorado at Arizona	P12N	5:00 PM
Saturday	Feb. 28	UCLA at Washington	P12N	1:00 PM
Saturday	Feb. 28	California at Oregon State	P12N	3:00 PM
Saturday	Feb. 28	USC at Washington State	P12N	3:00 PM
Sunday	Mar. 1	Stanford at Oregon	ESPNU	1:00 PM
Sunday	Mar. 1	Utah at Arizona	P12N	2:00 PM

### PAC-12 TOURNAMENT

Thursday	Mar. 5	Game 1: First Round	P12N	11:30 a.m.
Thursday	Mar. 5	Game 2: First Round	P12N	2 p.m.
Thursday	Mar. 5	Game 3: First Round	P12N	6 p.m.
Thursday	Mar. 5	Game 4: First Round	P12N	8:30 p.m.
Friday	Mar. 6	Game 5: Quarterfinal	P12N	11:30 a.m.
Friday	Mar. 6	Game 6: Quarterfinal	P12N	2 p.m.
Friday	Mar. 6	Game 7: Quarterfinal	P12N	6 p.m.
Friday	Mar. 6	Game 8: Quarterfinal	P12N	8:30 p.m.
Saturday	Mar. 7	Game 9: Semifinal	P12N	6 p.m.
Saturday	Mar. 7	Game 10: Semifinal	P12N	8:30 p.m.
Sunday	Mar. 8	Game 11: Championship Game	ESPN	6 p.m.



**WOMEN'S  
BASKETBALL  
TOURNAMENT**

**PAC-12 WOMEN'S BASKETBALL TOURNAMENT**

**THURSDAY-SUNDAY, MARCH 5-8, 2015  
KEYARENA • SEATTLE, WASH.**

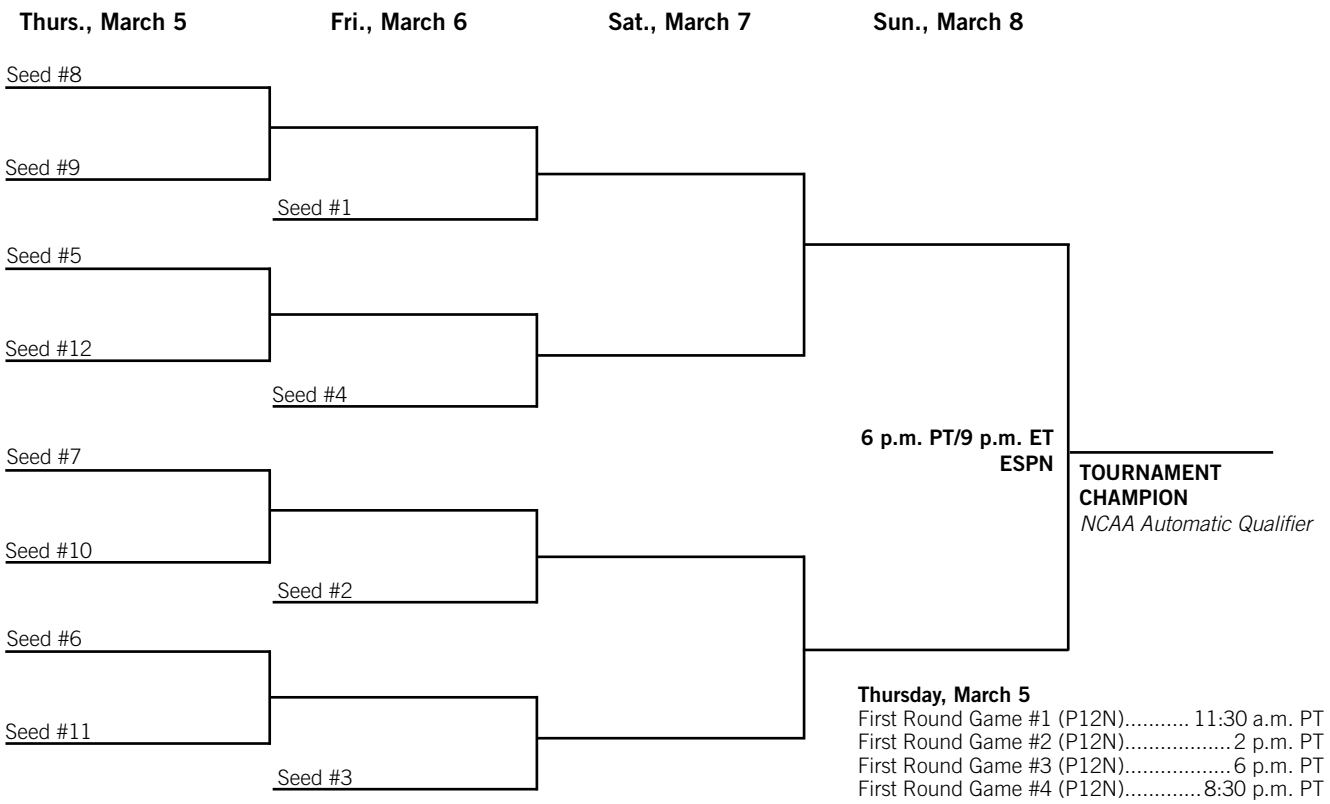
After a successful two years, the 14th-annual Pac-12 Women's Basketball Tournament remains in Seattle, in partnership with Force 10 Sports Marketing, LLC, the Seattle Sports Commission and Seattle Center. The tournament will be played at KeyArena from March 5-8, 2015 and will also receive unprecedented national television coverage of the women's basketball teams and players as every game of the tournament will be televised either on the Pac-12 Networks or ESPN. The new agreement, which began in 2013, runs through the 2015 tournament.

The City of Seattle has embraced women's basketball and women's athletics, which can be seen through the support of the WNBA's Seattle Storm with its attendance increasing the last several years. The majestic city provides convenient travel for teams and fans, with non-stop flights available from every Pac-12 city. In the two years the Pac-12 Tournament has been in the Emerald City, the four-day event has seen its biggest successes, recording two of the top three attendances in the 13-year history.

The Pac-12 Women's Basketball Tournament made its debut in 2002 and was held on the University of Oregon campus in Eugene, Ore. The Conference's premier women's sporting event then moved to HP Pavilion at San Jose for a six-year run (2003-08). It spent four years (2008-2012) in Los Angeles, with Galen Center playing host. The final two-year run of the event saw it combined with the men's tournament and the semifinal and championship games were played at the STAPLES Center.

The winner of the 12-team tournament receives the league's automatic bid to the NCAA Division I Women's Basketball Championship. The tournament seeding and Conference Champion are determined by the 18-game regular-season Pac-12 schedule.

**TOURNAMENT BRACKET**



**Thursday, March 5**  
 First Round Game #1 (P12N)..... 11:30 a.m. PT  
 First Round Game #2 (P12N)..... 2 p.m. PT  
 First Round Game #3 (P12N)..... 6 p.m. PT  
 First Round Game #4 (P12N)..... 8:30 p.m. PT

**Friday, March 6**  
 Quarterfinal Game #1 (P12N)..... 11:30 a.m. PT  
 Quarterfinal Game #2 (P12N)..... 2 p.m. PT  
 Quarterfinal Game #3 (P12N)..... 6 p.m. PT  
 Quarterfinal Game #4 (P12N)..... 8:30 p.m. PT

**Saturday, March 7**  
 Semifinal Game #1 (P12N) ..... 6 p.m. PT  
 Semifinal Game #2 (P12N) ..... 8:30 p.m. PT

**Sunday, March 8**  
 Championship Game (ESPN) ..... 6 p.m. PT

*\*\* PLEASE NOTE: Bracket may be flipped to feature key matchups in the evening session at the discretion of the Commissioner.*

*All games to be televised on national television.  
 First three rounds to be televised on the Pac-12 Networks.  
 Championship game to be televised on ESPN.  
 All times subject to change.  
 As of Oct. 1, 2014.*



# 2015 NCAA Division I Women's BASKETBALL CHAMPIONSHIP



**FIRST ROUND & SECOND ROUNDS**  
 Friday & Sunday, March 20 & 22 or  
 Saturday & Monday, March 21 & 23  
 Top 16 seeds, Campus Sites

**REGIONALS**  
 Saturday & Monday, March 28 & 30 or  
 Sunday & Tuesday, March 29 & 31  
 Albany Regional  
 Times Union Center, Albany, N.Y.  
 (Metro Atlantic Athletic Conference, host)

Greensboro Regional  
 Greensboro Coliseum, Greensboro, N.C.  
 (ACC, hosts)

Oklahoma Regional  
 Chesapeake Energy Center, Oklahoma City, Okla.  
 (University of Oklahoma and OKC All Sports Assoc., host)

Spokane Regional  
 Spokane Veterans Memorial Arena, Spokane, Wash.  
 (Washington State University, host)

**FINAL FOUR**

**Sunday & Tuesday, April 5 & 7**  
 Amalie Arena, Tampa, Fla.  
 (University of South Florida, host)

**Future Final Four Sites**  
 2016 Indianapolis, Ind. (April 3 & 5)



The 2015 NCAA Women's Final Four will mark the 34th year of the championship. The national semi-final games will be played Sunday, April 5. The national championship game will take place Tuesday, April 7. All games will be played at Amalie Arena. Game times will be determined at a later date.



Even in its infancy, the Pac-12 Conference played a significant role in the development of women's basketball. On April 4, 1896, California and Stanford squared off at the Page Street Armory in San Francisco in the first women's intercollegiate game in the nation. And two weeks later, the University of Washington hosted Ellensburg State in Seattle.

While progress slowed through much of the first half of the century, women's basketball pioneer Carol Eckman changed the game's history by engineering the first official women's tournament in 1969. In 1972, the tournament expanded into the Association for Intercollegiate Athletics for Women (IAIW). At that point, women's basketball was off and running.

In 1978, just six seasons after the advent of the IAIW, UCLA was the first league squad to represent the Conference with a national title. The Bruins accomplished the feat at Pauley Pavilion on the UCLA campus in front of an IAIW record crowd of 9,351. However, UCLA was not the last Conference team to win a national crown.

The 1981-82 season marked the first year that women's basketball began competing in the NCAA with the advent of the NCAA Division I Women's Basketball Championship, implementing a 32-game field which, with the increasing popularity of the sport, first expanded to 48 teams and has grown to 64 teams after a second expansion in 1994.

League play began in 1986-87, the first year the



Former USC players Cheryl Miller and Lisa Leslie are two of the most decorated players in the history of women's basketball.

Pac-10 Conference began sponsoring women's sports, combining the NorPac Conference (California, Oregon, Oregon State, Washington and Washington State) with the Western Collegiate Athletic Association (Arizona, Arizona State, Stanford, UCLA and USC).

The Conference quickly established a reputation as one of the strongest women's basketball leagues in the nation, with solid teams across the board. The Pac-10 sent at least four teams to the NCAA Tournament nine times in the decade of the '90s, and every Conference member made a trip to the Big Dance during that decade. In the new millennium, the story has proved much the same with 11 Conference teams advancing to the NCAA Tournament since 2000.

Stanford head coach Tara VanDerveer took the Pac-10 Conference to new heights by winning a pair of NCAA titles in the 1990s. National Player of the Year Jennifer Azzi led the Cardinal to its first title in 1990, while Val Whiting guided the Cardinal to its second national championship in 1992. All told, Stanford made six trips to the NCAA Final Four in a seven-year span of the '90s. The Cardinal repeated that feat with the Ogwumike sisters - Nnemkadi and Chiney - leading the way.

Since the beginnings of the IAIW, the Conference's most significant contribution to the success and development of women's basketball has been its legendary players.

Names like Ann Meyers, Cheryl Miller, Cherrie Nelson, Denise Curry, the McGee Sisters, Azzi, Sonja Henning, Whiting, Natalie Williams, Lisa Leslie, Kate Starbird, Tina Thompson, Nicole Powell, Candice Wiggins and Ogwumike sisters are just a few of the Pac-12 stars who have written a chapter in women's basketball at both the national and Conference level.

The first of this elite group to bring the women's game into the national spotlight was Meyers, the first four-time All-American. Meyers led the UCLA Bruins to the 1978 IAIW Championship under the direction of then-first year head coach Billie Moore. Curry, also a member of the 1978 title team, earned All-America honors three times and still stands as UCLA's all-time leading scorer, male or female. After 16 seasons, Moore ended her stint as the Bruins' mentor with a 423-182 career coaching record, with 296 of her victories coming at UCLA.

Miller led USC to consecutive national titles in 1983 and 1984 and rewrote the school's record books. A four-time All-American, Miller won the Naismith Award three times, an amazing feat considering the honor is the equivalent of college football's Heisman Trophy. Miller was also selected to the "1980s NCAA Team of the Decade" as voted by a panel of media and coaches.

In 1999, Kodak named its Silver Anniversary Team, honoring the top-10 Division I players of all-time, and Meyers and Miller were two of the 10 athletes honored.

Only 18 women have ever been inducted into the Naismith Memorial Hall of Fame in Springfield, Mo., and five of those outstanding individuals hail from the Pac-12: Meyers (1993), Miller (1995), Curry (1997), Moore (1999) and legendary head coach Tara VanDerveer (2011).

The Women's Basketball Hall of Fame in Nashville, Tenn., announced its inaugural class of 25 inductees in 1998, honoring legends from the 107-year history of the women's game. Moore, Meyers, Curry and Miller were inducted in the initial year. VanDerveer and former USC and California Coach Marianne Stanley joined the ranks in 2002, while former Oregon player and former Ducks head coach Bev Smith was inducted with the Class of 2004.



Former UCLA star Ann Meyers was the first-ever four-time All-American and led the Bruins to the 1978 IAIW National title.

On the national level, women's basketball has made tremendous strides in both popularity and attendance. The 2008 Olympic Team won its fourth-straight gold medal as Leslie became just the second basketball player ever to win four gold medals (Teresa Edwards, U.S.). Leslie was joined by former Pac-10-great Thompson on the 2008 national team.

Many outstanding Pac-12 women's basketball players have gone on to success at the professional level, including 17 former Pac-12 stars who are currently playing or coaching in the WNBA. Headlining that prestigious list of athletes who have played in the WNBA is Leslie, a five-time All-WNBA first team honoree and the 2002 WNBA Finals MVP. The first player to be placed on a team when the league began, Leslie became the first WNBA player to amass 5,000 career points and recorded the first dunk in league history during the 2002 campaign. She guided the Los Angeles Sparks to back-to-back league titles in 2001 and 2002. Fellow USC alumnae Thompson and retired WNBA star Cynthia Cooper helped guide the Houston Comets to four straight WNBA titles in 1997-2000. In August 2003, Thompson became just the second WNBA player to amass 4,000 points, following in Leslie's footsteps. Regarded throughout the league as the face of the WNBA and the most dominant player in the sport, Leslie announced her retirement in 2009, concluding a career that spanned 15 years.

The newest chapter in Conference women's basketball history was the addition of a postseason tournament in 2002 and the league expanded to include Colorado and Utah and. An inaugural Pac-10 Women's Basketball Tournament was held Mar. 1-4, 2002, at storied McArthur Court on the University of Oregon campus. The Arizona State Sun Devils defeated the Stanford Cardinal in the championship game, capturing the Conference's first tournament trophy. Beginning in 2003, the tournament moved to the Northern California Bay Area and HP Pavilion at San Jose for a six-year run (2003-08), which saw UCLA and the Cardinal capture titles. In 2009, the event moved to the Galen Center in downtown Los Angeles and proved to be another exciting chapter. The tournament was combined with the men's tournament in 2010 and, for the first time ever, the semifinals and championship games were played at the STAPLES Center. In 2013, the tournament moved again, this time to KeyArena in beautiful Seattle with great success, drawing near-record crowds.



## QUICK FACTS

**Location** ..... Tucson, Ariz.  
**Founded** ..... 1885  
**Enrollment** ..... 40,200  
**Colors** ..... Cardinal & Navy  
**Home Court** ..... McKale Center (14,545)  
**Press Row Phone** ..... (520) 621-5291  
**President** ..... Dr. Anne Weaver Hart  
**Faculty Representative** ..... Jory Hancock  
**Athletics Director** ..... Greg Byrne  
**Deputy Dir./SWA** ..... Erika Barnes  
**Head Coach** ..... Niya Butts  
**Assoc. AD of Comm. Services** ..... Jeremy Sharpe  
**Asst. Dir./WBB SID** ..... Derrick Fazendin  
**Office/Fax** ..... (520) 626-9395/621-2681  
**Cell** ..... (949)981-3695  
**Email** ..... derrickf@email.arizona.edu  
**Website** ..... www.arizonawildcats.com

## YEAR-BY-YEAR RECORD

(since 1981-82)

Year	Conf.	Place	Overall	Postseason
81-82	0-12	7	10-21	
82-83	2-12	T7	10-17	
83-84	1-13	T7	8-20	
84-85	1-13	8	7-21	
85-86	4-4	T2	19-9	
86-87	4-14	T8	11-18	
87-88	2-16	10	5-23	
88-89	6-12	T8	11-7	
89-90	5-13	T8	12-17	
90-91	1-17	10	6-25	
91-92	3-15	10	9-19	
92-93	7-11	8	13-14	
93-94	8-10	7	15-12	
94-95	6-12	7	11-19	
95-96	10-8	T3	22-8	WNIT Champion
96-97	12-6	T4	23-8	NCAA 2nd
97-98	14-4	T2	23-7	NCAA S16
98-99	12-6	4	18-11	NCAA 2nd
99-00	13-5	T2	25-7	NCAA 2nd
00-01	9-9	5	20-12	WNIT 2nd
01-02	10-8	T6	14-14	
02-03	13-5	T2	22-9	NCAA 1st
03-04	14-4	T1	24-9	NCAA 1st
04-05	11-7	5	20-12	NCAA 2nd
05-06	3-15	9	8-22	
06-07	4-14	T8	11-21	
07-08	4-14	T8	10-20	
08-09	4-14	T8	12-19	
09-10	6-12	8	14-17	
10-11	10-8	T4	21-12	WNIT 1st
11-12	3-15	12	15-17	
12-13	4-14	T10	12-18	
13-14	1-17	12	5-25	

WCAA member from 1979-1985  
 Pac-West Conference member in 1985-1986  
 Pac-12 Conference member since 1986



WARTHEN




BUTTS



JONES

## TEAM OUTLOOK

- The Wildcats are coming off of their worst season under head coach Niya Butts. Arizona had trouble closing out games with 14 contests being decided by 10 points or less, including nine Pac-12 decisions. Finding a go-to player was also a struggle as seven different players led the team in scoring in at least one game.
- One of the key reasons UA struggled was the loss of redshirt senior Alli Gloyd, who was one of just two players in 2012-13 to start every game.
- Butts, however, has a lot of the pieces in place to begin a turnaround. She welcomes back the team's leading scorer in redshirt senior guard **Candice Warthen**. Warthen was coming off a redshirt season last year and led the team in scoring and steals. With the return of Gloyd, and sophomore forwards **Breanna Workman** and **LaBrittney Jones**. All three were etched into the starting lineup last season.
- Workman and Jones were called upon to take on the post-play duties in their freshmen campaigns, combining to average nearly 10.0 rebounds per game. With a year of Division I collegiate experience, they should be able to build upon that experience in 2014-15.
- Arizona also has a highly-touted recruit joining the squad for the upcoming season. An ESPN top-100-rated player in Taryn Griffey, also the No. 21 guard in the country last year. She is an explosive player who has the ability to give defenders problems with her athleticism and should make an immediate impact to UA squad looking to make major improvements.



## NIYA BUTTS

Head Coach • 7th Year at Arizona

Alma Mater: Tennessee, 2000

79-108 (.422) at Arizona • Overall: 79-108 (.422, 6 Years)

The eighth head coach in Arizona history, Butts enters her seventh season at Arizona ... One of the most sought-after young coaches in the country ... Prior to landing in Tucson, spent five seasons at Kentucky, the last as an associate head coach ... Also spent time at Michigan State and Tennessee Tech ... A four-year letterwinner at Tennessee and a member of two national championship teams (1997, 98).

## BUTTS' RECORD

Year	School	Overall	Conf.	Place/Conf
08-09	Arizona	12-19	4-14	T8/Pac-10
09-10	Arizona	14-17	6-12	8/Pac-10
10-11	Arizona	21-12	10-8	T4/Pac-10
11-12	Arizona	15-17	3-15	12/Pac-12
12-13	Arizona	12-18	4-14	T10/Pac-12
13-14	Arizona	5-25	1-17	12/Pac-12
<b>ARIZ Total (6 yrs)</b>		<b>79-108</b>	<b>28-80</b>	
<b>Career Total (6 yrs)</b>		<b>79-108</b>	<b>28-80</b>	

## 2014-15 ARIZONA ROSTER

No.	Name	POS	HT	YR	EXP	Hometown/High School (Last School)
0	<b>Breanna Workman</b>	F	6-1	SO	1V	Las Vegas, Nev./Centennial HS
1	<b>Candice Warthen</b>	G	5-5	RS SR	3V	Warrenton, Ga./Warren County HS
3	Taryn Griffey	G	5-7	FR	HS	Seattle, Wash./Dr. Phillips HS
4	Chy Cunningham	G	5-10	JR	TR	Tupelo, Miss./Tupelo HS (Paris JC)
10	Lauren Evans	G	5-11	JR	TR	Phoenix, Ariz./Hamilton HS (Virginia Tech)
11	Cherice Harris	G	5-8	FR	HS	Rancho Cucamonga, Calif./Etiwanda HS
14	Malena Washington	G	5-6	SO	TR	Beaumont, Texas/Central HS (Tyler JC)
15	Keyahndra Cannon	G	5-9	JR	2V	San Diego, Calif./Mission Bay HS (Arkansas-PB)
20	Farrin Bell	G	6-0	RS SO	TR	Richardson, Texas/Richardson HS (SMU)
24	<b>LaBrittney Jones</b>	F	6-1	SO	1V	Cedar Hill, Texas/Cedar Hill HS
30	Alli Gloyd	F	6-1	RS SR	1V	Phoenix, Ariz./South Mountain HS (Mesa CC)
31	Dejza James	F	6-1	RS FR	HS	Elk Grove, Calif./Pleasant Grove HS
33	JaLea Bennett	G	6-0	FR	HS	Grand Prairie, Texas/Mansfield Timberview HS
44	Charise Holloway	G	5-9	FR	HS	Tracy, Calif./St. Mary's HS

**Head Coach:** Niya Butts (Tennessee, 2000), 7th year

**Associate Head Coach:** E.C. Hill (Northern Illinois, 1995), 4th year

**Assistant Coach:** Calamity McEntire (Tennessee, 2003), 3rd year

**Assistant Coach:** Sean LeBeauf (Montevalo, Ala.), 2nd year

**Letterwinners R/L: 4/3**  
**Starters returning in bold**



2014-15 SCHEDULE

Day ..... Date..... Opponent .....TV..... Time
Mon.....N17..... CSU Bakersfield ..... 7 p.m. MT
Fri.....N21..... at Texas Tech..... 6:30 p.m. MT
Tue.....N25..... UC Santa Barbara..... 11 a.m. MT

Fri-Sun .....N28-30.....FIU Thanksgiving Classic, Miami, Fla.
Fri.....N28..... at FIU..... 6 p.m. ET
Sun.....N30..... vs. Toledo/Virginia.....TBA

Wed.....D3..... Grambling ..... 7 p.m. MT
Sun.....D7..... at Wake Forest..... 11 a.m. MT
Thu.....D11..... Southern University ..... 7 p.m. MT
Sun.....D14..... UAB ..... 12 p.m. MT
Sat.....D20..... at Stephen F. Austin..... 5: 30 p.m. CT
Mon.....D29..... Tennessee Martin ..... 7 p.m. MT
Sat.....J3..... Washington State\* ..... P12N ..... 12 p.m. MT
Mon.....J5..... Washington\* ..... P12N ..... 6 p.m. MT
Thu.....J8..... Arizona State\* ..... P12N ..... 6 p.m. MT
Sat.....J10..... at Arizona State\* ..... P12N ..... 6 p.m. MT
Fri.....J16..... at Stanford\* ..... P12N ..... 8 p.m. PT
Sun.....J18..... at California\* ..... P12N ..... 3 p.m. PT
Fri.....J23..... Oregon State\* ..... P12N ..... 8 p.m. MT
Sun.....J25..... Oregon\* ..... 1 p.m. MT
Fri.....J30..... at Utah\* ..... 7 p.m. MT
Sun.....F1..... at Colorado\* ..... P12N ..... 11 a.m. MT
Fri.....F6..... California\* ..... 6 p.m. PT
Sun.....F8..... Stanford\* ..... P12N ..... 3 p.m. PT
Fri.....F13..... at Oregon\* ..... 6 p.m. PT
Sun.....F15..... at Oregon State\* ..... P12N ..... 11 a.m. PT
Fri.....F20..... at USC\* ..... 7 p.m. PT
Sun.....F22..... at UCLA\* ..... P12N ..... 1 p.m. PT
Fri.....F27..... Colorado\* ..... P12N ..... 6 p.m. MT
Thu.-Sun. ....M1..... Utah\* ..... P12N ..... 3 p.m. MT
Thu.-Sun. ....M5-8..... Pac-12 Tournament, Seattle, Wash.

\* Pac-12 Conference game.
P12N indicates game televised on the Pac-12 Networks.
All times local to site & subject to change.

SERIES

CSU Bakersfield..... 1-0
Grambling..... 1st Mtg
Southern ..... 1st Mtg
Stephen F. Austin..... 1-1
Tennessee Martin.. 1st Mtg
Texas Tech..... 0-1
UAB ..... 1st Mtg
UC Santa Barbara..... 8-6
Wake Forest..... 1-0
Arizona State..... 32-55
California ..... 29-29
Colorado ..... 3-12
Oregon..... 26-30
Oregon State..... 31-27
Stanford..... 12-59
UCLA..... 21-50
USC ..... 20-53
Utah ..... 4-15
Washington..... 20-38
Washington State .... 33-24

HISTORY

All-Time Record .. 349-315
First Year ..... 1972-73
Pac-12 Record.... 199-305
Pac-12 Tournament 11-13
NCAA Record ..... 6-7
WNIT Record ..... 4-2

2013-14 RESULTS

Date Opponent Score Hi Points Hi Reb
N8 at Iona LOT, 75-82 (22)Warthen (10)Jones
N9 vs Michigan LOT, 71-73 (21)Warthen (6)James
N16 at UC Santa Barbara W, 51-49 (18)Warthen (11)Griffitts
N20 Stephen F. Austin L, 56-60 (15)Crutchfield (7)Jones
N23 at Pacific L, 66-75 (16)Griffitts (8)Workman
N26 Wake Forest L, 58-70 (16)Griffitts (8)Jones
N30 at BYU L, 56-64 (14)Griffitts (8)Workman
D5 at UAB L, 53-63 (11)Barnes (7)Jones/Barnes
D15 Texas Tech W, 65-56 (23)Warthen (15)Jones
D21 UC Riverside W, 75-59 (14)Crutchfield (8)Barnes
D29 Arkansas Pine-Bluff W, 67-54 (14)Crutchfield (10)Barnes
J3 at Washington L, 52-55 (16)Warthen (11)Jones
J5 at Washington State L, 59-61 (13)Crutchfield (6)Warthen
J10 UCLA L, 61-67 (14)Jones (7)Barnes
J12 USC L, 45-54 (12)Warthen (5)Crutchfield
J17 Stanford L, 52-96 (12)Griffitts (4)Barnes/Griffitts
J20 California L, 64-79 (16)Crutchfield (8)Jones
J24 at Colorado L, 47-68 (14)Warthen (8)Workman
J26 at Utah L, 57-60 (13)Griffitts (6)Jones
J31 Oregon L, 72-84 (20)Barnes (11)Barnes
F2 Oregon State L, 50-64 (11)Griffitts (6)Warthen
F4 at Arizona State L, 36-60 (10)Griffitts (9)Jones
F9 Arizona State W, 68-49 (20)Crutchfield (6)Workman
F10 at California L, 49-65 (10)Workman (4)Workman
F16 at Stanford L, 48-74 (11)Jones (6)Jones
F21 Utah L, 47-52 (14)Workman (8)Jones
F23 Colorado LOT, 56-61 (13)Jones (6)Jones
F28 at Oregon State L, 48-78 (15)Jones (6)Griffitts
M2 at Oregon L, 78-90 (21)Warthen (7)Jones
M6 vs USC P12 L, 54-59 (13)Griffitts (7)Griffitts

P12 indicates Pac-12 Tournament game.

2013-14 ARIZONA STATISTICS

Overall: 5-25, Pac-12: 1-17/12th • Home: 4-10 • Away: 1-13 • Neutral: 0-2

# PLAYER G-GS MIN-AVG FG-FGA FG% 3P-ATT 3P% FT-FTA FT% OFF DEF TOT AVG PF-D AST TO BLK STL PTS-AVG
01 Warthen, Candice 30-30 983-32.8 134-380 .353 18-59 .305 48-70 .686 15 101 116 3.9 46-0 73 73 7 40 334-11.1
10 Griffitts, Kama 30-30 985-32.8 101-281 .359 50-137 .365 36-53 .679 22 96 118 3.9 76-2 72 85 3 28 288-9.6
23 Barnes, Erica 26-1 675-26.0 93-207 .449 0-0 .000 45-60 .750 46 78 124 4.8 56-1 16 61 13 19 231-8.9
04 Crutchfield, Carissa 29-29 947-32.7 88-238 .370 22-52 .423 37-61 .607 14 83 97 3.3 75-2 91 59 0 33 235-8.1
24 Jones, LaBrittney 30-30 748-24.9 84-182 .462 0-1 .000 55-75 .733 47 126 173 5.8 76-1 18 42 32 23 223-7.4
00 Workman, Breanna 30-28 698-23.3 75-169 .444 0-0 .000 50-77 .649 43 78 121 4.0 77-0 25 46 1 22 200-6.7
15 Cannon, Keyahndra 29-1 546-18.8 46-124 .371 9-21 .429 18-34 .529 19 41 60 2.1 41-0 22 45 2 16 119-4.1
34 Merrill, Ashley 17-1 355-20.9 22-70 .314 10-36 .278 15-18 .833 10 39 49 2.9 33-0 25 25 4 10 69-4.1
31 James, Deiza 10-0 129-12.9 18-33 .545 0-0 .000 1-3 .333 8 16 24 2.4 12-0 2 6 2 2 37-3.7
05 Harris, Nyre 1-0 9-9.0 0-2 .000 0-0 .000 0-0 .000 0 1 1 1.0 1-0 0 1 0 0 0-0.0
TEAM 63 74 137 4.6 0 9
Total..... 30 661-1686 .392 109-306 .356 305-451 .676 287 733 1020 34.0 493-6 344 452 64 193 1736-57.9
Opponents..... 30 722-1717 .421 183-546 .335 354-520 .681 353 815 1168 38.9 494-0 433 462 113 217 1981-66.0

## QUICK FACTS

**Location** ..... Tempe, Ariz.  
**Founded** ..... 1885  
**Enrollment** ..... 76,771  
**Colors** ..... Maroon & Gold  
**Home Court** ..... Wells Fargo Arena (10,734)  
**Press Row Phone** ..... (480) 965-7274  
**President** ..... Dr. Michael Crow  
**Faculty Representative** ..... Dr. Gary Grossman  
**Athletics Director** ..... Ray Anderson  
**Associate AD/SWA** ..... Dawn Rogers  
**Head Coach** ..... Charli Turner Thorne  
**Sports Information Dir.** ..... Mark Brand  
**Assoc. Dir./WBB SID** ..... Steve Rodriguez  
**Office/Fax** ..... (480) 965-9780/965-5408  
**Cell** ..... (480) 254-2489  
**Email** ..... [steve.rodriguez@asu.edu](mailto:steve.rodriguez@asu.edu)  
**Website** ..... [www.thesundevils.com](http://www.thesundevils.com)

## YEAR-BY-YEAR RECORD

(since 1981-82)

Year	Conf.	Place	Overall	Postseason
81-82	8-4	3	25-7	NCAA S16
82-83	9-5	3	23-7	NCAA S16
83-84	6-8	5	17-11	
84-85	3-11	6	11-16	
85-86	4-4	2	15-10	
86-87	4-14	T8	10-17	
87-88	5-13	T8	11-17	
88-89	3-15	10	9-19	
89-90	5-13	T8	13-15	
90-91	5-13	9	14-14	
91-92	11-7	5	20-9	NCAA 1st
92-93	10-8	T4	17-10	
93-94	2-16	T9	4-22	
94-95	2-16	10	8-19	
95-96	4-14	9	8-19	
96-97	3-15	9	9-19	
97-98	6-12	T7	10-17	
98-99	6-12	T6	12-15	
99-00	7-11	7	14-15	WNIT 1st
00-01	12-6	T1	20-11	NCAA 1st
01-02	12-6	T2	25-9	NCAA 2nd
02-03	7-11	8	16-14	WNIT 2nd
03-04	11-7	T3	17-12	WNIT 1st
04-05	12-6	T2	24-10	NCAA S16
05-06	14-4	2	25-7	NCAA 2nd
06-07	16-2	2	31-5	NCAA E8
07-08	14-4	3	22-11	NCAA 2nd
08-09	15-3	T2	26-9	NCAA E8
09-10	9-9	5	18-14	WNIT 2nd
10-11	11-7	3	20-11	NCAA 1st
11-12	10-8	4	20-12	WNIT 1st
12-13	5-13	9	13-18	
13-14	11-7	4	23-10	NCAA 2nd


WCAA member from 1979-1985  
 Pac-West Conference member in 1985-1986  
 Pac-12 Conference member since 1986



P. AMUKAMARA



TURNER THORNE



BRUNNER

## TEAM OUTLOOK

- After being picked to finish 10th by the Pac-12 coaches, the Sun Devils found their way back to the NCAA Tournament after a three-year absence, advancing to the second round, finishing fourth in the Conference standings.
- ASU's success was due, in large part, to its improvement in overall scoring. The Sun Devils 11.0 points per game better than the 2012-13 campaign when Arizona State placed ninth in the league and won just 13 games. The team also had balanced scoring, with five players averaging at least 7.0 ppg.
- However, Arizona State will have some voids to fill if it is to replicate last year's successes. Leading scorer and floor leader Deja Mann has graduated. She was the only one on the team to average double-digit scoring and an All-Pac-12 performer, while Adrienne Thomas, also a mainstay in the lineup and the team's second-leading scorer, also graduated.
- ASU has three starters returning, including senior guard **Promise Amukamara**, an All-Defensive team honoree. Additionally, sophomores **Sophie Brunner** and **Kelsey Moos**, honorable mention Pac-12 All-Freshman team honorees, had impactful seasons as freshmen, each starting the majority of games.
- Head coach **Charli Turner Thorne** also landed a highly-touted recruit for 2014-15. A top-100 player, freshman center **Ayanna Edwards** brings with her 6-foot-4 frame which brings a different dimension to a defense that has been an ASU women's basketball staple, giving opponents problems once play officially begins.



## CHARLI TURNER THORNE

Head Coach • 18th Year at Arizona State

Alma Mater: Stanford, 1988

325-207 (.611) at Arizona State • Overall: 365-247 (.596, 20 Years)

The winningest coach in Sun Devil history ... Ranks second overall in wins among all-time Pac-12 coaches with 325 wins ... One of just three coaches in Pac-12 history to have led their teams to five or more consecutive 20-win seasons ... Guided ASU to the postseason 14 of the last 15 years including nine NCAA Tournament appearances, advancing to the NCAA Elite Eight twice during that stretch ... led the USA World University Games team to a gold medal at the 2009 World University Games.

## TURNER THORNE'S RECORD

Year	School	Overall	Conf.	Place/Conf
93-94	N. Arizona	12-15	6-8	4/Big Sky
94-95	N. Arizona	14-12	6-8	5/Big Sky
95-96	N. Arizona	14-13	6-8	4/Big Sky
96-97	Arizona State	9-19	3-15	9/Pac-10
97-98	Arizona State	10-17	6-12	T7/Pac-10
98-99	Arizona State	12-15	6-12	T6/Pac-10
99-00	Arizona State	14-15	7-11	7/Pac-10
00-01	Arizona State	20-11	12-6	T1/Pac-10
01-02	Arizona State	25-9	12-6	T2/Pac-10
02-03	Arizona State	16-14	7-11	8/Pac-10
03-04	Arizona State	17-12	11-7	T3/Pac-10
04-05	Arizona State	24-10	12-6	T2/Pac-10
05-06	Arizona State	25-7	14-4	2/Pac-10
06-07	Arizona State	31-5	16-2	2/Pac-10
07-08	Arizona State	22-11	14-4	3/Pac-10
08-09	Arizona State	26-9	15-3	T2/Pac-10
09-10	Arizona State	18-14	9-9	5/Pac-10
10-11	Arizona State	20-11	11-7	3Pac-10
12-13	Arizona State	13-18	5-13	9/Pac-12
13-14	Arizona State	23-10	11-7	4/Pac-12

**ASU Total (17 yrs)** 325-207 181-143  
**Career Total (20 yrs)** 365-247 199-167

## 2014-15 ARIZONA STATE ROSTER

No.	Name	POS	HT	YR	EXP	Hometown/High School (Last School)
0	Katie Hempen	G	5-9	RS JR	1V	Highland, Ill./Highland HS
1	Arnecia Hawkins	G	5-10	JR	2V	Mesa, Ariz./Mountain View HS
2	Nicole Iademarco	G/F	6-1	FR	HS	The Woodlands, Texas/The Woodlands HS
5	Tia Kanoa	G	5-8	FR	HS	Honolulu, Hawaii/Kamehameha HS
10	<b>Promise Amukamara</b>	G	5-8	SR	2V	Glendale, Ariz./Apollo HS
11	Peace Amukamara	G	5-7	JR	2V	Goodyear, Ariz./Millennium HS (Mesa CC)
15	Nisha Barrett	F	6-1	GR	1V	Barstow, Calif./Barstow HS (Barstow CC)
20	Isidora Purkovic	G	5-11	JR	2V	Calgary, Alberta, Canada/Western Canada HS
21	<b>Sophie Brunner</b>	F	6-1	SO	1V	Freeport, Ill./Aquino HS
22	Quinn Dornstauder	C	6-4	SO	1V	Regina, Saskatchewan, Canada/LeBoldus HS
23	Elisha Davis	G	5-3	JR	2V	Oakland, Calif./Berkeley HS
24	<b>Kelsey Moos</b>	F	6-0	SO	1V	Edwall, Wash./Reardan HS
34	Ayanna Edwards	C	6-4	FR	HS	Sacramento, Calif./Sacramento HS
43	Elizla Normen	G	6-0	RS JR	2V	Louisville, Colo./Monarch HS

**Head Coach:** Charli Turner Thorne (Stanford, 1988), 18th year

**Associate Head Coach:** Amanda Levens (Arizona State, 2002), 3rd year

**Associate Head Coach:** Meg Sanders (CS Fullerton, 1985), 12th year

**Assistant Coach:** Jackie Moore (Armstrong State, 1991), 3rd year

**Letterwinners R/L: 10/3**

**Starters returning in bold**





2014-15 SCHEDULE

Table with columns: Day, Date, Opponent, TV, Time. Lists games from Fri N14 to Sun M1.

\* Pac-12 Conference game. P12N indicates game televised on the Pac-12 Networks. All times local to site & subject to change.

SERIES

Table listing series records for various opponents like CS Bakersfield, Eastern Illinois, Illinois State, etc.

HISTORY

Table listing historical records: All-Time Record, First Year, Pac-12 Record, NCAA Record, WNIT Record.

2013-14 RESULTS

Table with columns: Date, Opponent, Score, Hi Points, Hi Reb. Lists game results from N9 to M24.

P12 indicates Pac-12 Tournament game; NCAA indicates NCAA Tournament game.

2013-14 ARIZONA STATE STATISTICS

Overall: 23-10, Pac-12: 11-7/4th • Home: 14-1 • Away: 5-7 • Neutral: 4-2

Large table with columns: #, PLAYER, G-GS, MIN-AVG, FG-FGA, FG%, 3P-ATT, 3P%, FT-FTA, FT%, OFF, DEF, TOT, AVG, PF-D, AST, TO, BLK, STL, PTS-AVG. Includes individual player stats and team totals.

## QUICK FACTS

**Location** ..... Berkeley, Calif.  
**Founded** ..... 1868  
**Enrollment** ..... 36,204  
**Colors** ..... Blue & Gold  
**Home Court** ..... Haas Pavilion (11,877)  
**Press Row Phone** ..... (510) 642-3098  
**Chancellor** ..... Nicholas Dirks  
**Interim Athletics Director** ..... Michael Williams  
**Associate AD/SWA** ..... Jenny Simon-O'Neill  
**Head Coach** ..... Lindsay Gottlieb  
**Sports Information Dir.** ..... Herb Benenson  
**Asst. Dir./WBB SID** ..... Miquel Jacobs  
**Office/Fax** ..... (510) 642-5363/643-7778  
**Cell** ..... (510)-316-7401  
**Email** ..... jacobsm2@berkeley.edu  
**Website** ..... www.calbears.com

## YEAR-BY-YEAR RECORD


(since 1981-82)

Year	Conf.	Place	Overall	Postseason
81-82	10-2	1	23-10	
82-83	12-2	2	17-10	
83-84	12-2	4	24-8	WNIT 3rd
84-85	7-5	5	15-12	
85-86	7-5	4	16-12	
86-87	10-8	5	21-10	WNIT Final
87-88	6-12	6	15-15	
88-89	8-10	4	13-15	
89-90	9-9	T4	17-12	NCAA 1st
90-91	7-11	7	14-14	
91-92	12-6	T3	20-9	NCAA 1st
92-93	10-8	T4	19-10	NCAA 2nd
93-94	2-16	T9	8-20	
94-95	5-13	T8	10-17	
95-96	3-15	10	7-20	
96-97	2-16	10	6-21	
97-98	2-16	T9	6-22	
98-99	6-12	T6	12-15	
99-00	6-12	8	11-17	
00-01	8-10	T6	12-16	
01-02	2-16	9	7-21	
02-03	5-13	9	10-19	
03-04	4-14	9	12-17	
04-05	4-14	8	11-18	
05-06	10-8	6	18-12	NCAA 1st
06-07	12-6	3	23-9	NCAA 1st
07-08	15-3	2	27-7	NCAA 2nd
08-09	15-3	T2	27-7	NCAA S16
09-10	11-7	4	24-13	WNIT Champion
10-11	7-11	6	18-16	WNIT 2nd
11-12	13-5	2	25-10	NCAA 2nd
12-13	17-1	T1	32-4	NCAA FF
13-14	13-5	T2	22-10	NCAA 2nd

*NorCal Conference member from 1977-1985*  
*Pac-12 Conference member since 1986*



BOYD



GOTTLIEB



GRAY

## TEAM OUTLOOK

- The Golden Bears program is in the midst of its most successful seasons of all time, with nine-consecutive postseason appearances, including seven NCAA Tournament appearances, and six Pac-12 finishes of third place or better. Under head coach Lindsay Gottlieb, California's three seasons have been its best, including tying for the program's first-ever Conference regular-season title, the program's first-ever NCAA Final Four appearance, winning no less than 22 games (32 wins in 2013) and advancing to the NCAA Tournament in each year of her tutelage.
- The Bears look to continue that string of success and they have the weapons to do so with seniors guard Brittany Boyd and forward Reshanda Gray. Boyd is an explosive player than can take over the tempo of the game. She has earned national recognition, finding herself on the watch lists for national player of the year honors last year. Most notably, Boyd recorded a triple double last season, reaching double digits in assists to achieve the feat.
- Gray broke out for a career season after having to step in as the primary starter in the post when Gennifer Brandon was out with injuries in the earlier part of the year. A role she was unaccustomed to having, she posted career-high averages in points and rebounding, also recording 15 double-doubles on the season.
- Gottlieb also welcomes the No. 13 recruiting class in the nation after signing local products Mikayla Cowling, a forward, and Gabby Green, a guard.
- Boyd and Gray, along with sophomore post Courtney Range, and the addition of the freshman class, Cal has the parts to remain in the national conversation, once again.



### LINDSAY GOTTLIEB

Head Coach • 4th Year at California

Alma Mater: Brown, 1999

79-24 (.767) at California • Overall: 113-53 (.681, 6 Years)

The ninth head coach in program history, Gottlieb enters her fourth season in Berkeley ... The Bears have won at least 22 games and earned a NCAA Tournament berth each year ... Led Cal to tie for its first-ever Pac-12 regular-season title and first-ever NCAA Final Four appearance in 2013 ... First Cal coach to win a NCAA Tournament game in their first season at the helm ... Prior to arriving at Cal, spent three seasons at UC Santa Barbara, leading the Gauchos to two postseason berths and a pair of Big West Conference titles ... Named Big West Coach of the Year in 2009.

## GOTTLIEB'S RECORD

Year	School	Overall	Conf.	Place/Conf
08-09	UCSB	22-10	15-1	1/Big West
09-10	UCSB	15-17	9-7	5/Big West
10-11	UCSB	19-12	12-4	1/Big West
11-12	California	25-10	13-5	2/Pac-12
12-13	California	32-4	17-1	T1/Pac-12
13-14	California	22-10	13-5	T2/Pac-12
<b>CAL Total (3 yrs)</b>		<b>79-24</b>	<b>43-11</b>	
<b>Career Total (6 yrs)</b>		<b>135-63</b>	<b>79-23</b>	

## 2014-15 CALIFORNIA ROSTER

No.	Name	POS	HT	YR	EXP	Hometown/High School (Last School)
3	Mikayla Cowling	F	6-2	FR	HS	Benecia, Calif./Saint Mary's College HS
10	Mercedes Jefflo	G	5-10	SO	1V	Compton, Calif./Centennial Senior HS
12	Penina Davidson	F	6-3	FR	HS	Auckland, New Zealand/Rangitoto College
<b>15</b>	<b>Brittany Boyd</b>	G	5-9	SR	3V	Berkeley, Calif./Berkeley HS
<b>21</b>	<b>Reshanda Gray</b>	F	6-3	SR	3V	Los Angeles, Calif./Washington Prep
23	Brittany Shine	G	5-10	RS SR	1V	Sacramento, Calif./Sacramento HS
24	Courtney Range	F	6-3	SO	1V	Manteca, Calif./Manteca HS
33	Gabby Green	G	6-2	FR	HS	Oakland, Calif./Saint Mary's College HS
<b>40</b>	<b>Justine Hartman</b>	F	6-2	SR	3V	Whittier, Calif./Brea Olinda HS
44	KC Waters	F	6-2	SO	1V	San Ramon, Calif./Bishop O'Dowd HS

**Head Coach:** Lindsay Gottlieb (Brown, 1999), 4th year

**Associate Head Coach:** Charmin Smith (Stanford, 1997), 8th year

**Assistant Coach:** Kai Felton (Randolph-Macon, 2000), 4th year

**Assistant Coach:** Jeff Cammon (Alcorn State, 2003), 1st year

**Letterwinners R/L: 7/5**  
**Starters returning in bold**



2014-15 SCHEDULE

Table with columns: Day, Date, Opponent, TV, Time. Lists games from Sat N16 to Thu-Sun M5-8.

\* Pac-12 Conference game. P12N indicates game televised on the Pac-12 Networks. ESPN2/ESPNU indicates national broadcast on ESPN Networks. All times local to site & subject to change.

SERIES

Table listing series games: Hawai'i, Kansas, Long Beach State, Louisville, Old Dominion, Missouri, Nevada, Pacific, Sacramento State, San Jose State.

Table listing series games: Arizona, Arizona State, Colorado, Oregon, Oregon State, Stanford, UCLA, USC, Utah, Washington, Washington State.

HISTORY

Table listing historical records: All-Time Record, First Year, Pac-12 Record, Pac-12 Tourney, NCAA Record, WNIT Record.

2013-14 RESULTS

Table with columns: Date, Opponent, Score, Hi Points, Hi Reb. Lists results from N8 to M24.

P12 indicates Pac-12 Tournament game; NCAA indicates NCAA Tournament game.

2013-14 CALIFORNIA STATISTICS

Overall: 22-10, Pac-12: 13-5/T2nd • Home: 11-4 • Away: 8-3 • Neutral: 3-3

Main statistics table with columns: #, PLAYER, G-GS, MIN-AVG, FG-FGA, FG%, 3P-ATT, 3P%, FT-FTA, FT%, OFF, DEF, TOT, AVG, PF-D, AST, TO, BLK, STL, PTS-AVG. Includes team totals and opponents.



## QUICK FACTS

**Location** ..... Boulder, Colo.  
**Founded** ..... 1876  
**Enrollment** ..... 29,325  
**Colors** ..... Silver, Gold and Black  
**Home Court** ..... Coors Events Center (11,064)  
**Press Row Phone** ..... (303) 492-1552  
**President** ..... Bruce Benson  
**Faculty Representative** ..... David Clough  
**Athletics Director** ..... Rick George  
**Associate AD/SWA** ..... Ceal Barry  
**Head Coach** ..... Linda Lappe  
**Assoc. AD/Sports Info** ..... David Plati  
**Asst. Dir./WBB SID** ..... Troy Andre  
**Office/Fax** ..... (303) 492-4672/492-3811  
**Cell** ..... (303) 903-3654  
**Email** ..... troy.andre@colorado.edu  
**Website** ..... www.cubuffs.com

## YEAR-BY-YEAR RECORD

(since 1981-82)

Year	Conf.	Place	Overall	Postseason
81-82	8-2	T1	28-8	AIAW 16
82-83	7-5		21-8	
83-84	3-11	7	10-18	
84-85	2-12	8	6-22	
85-86	9-5	2	21-9	
86-87	6-8	6	14-14	
87-88	8-6	3	21-11	NCAA 2nd
88-89	14-0	1	27-4	NCAA 2nd
89-90	10-4	3	17-11	
90-91	8-6	T4	18-11	
91-92	11-3	2	22-9	NCAA 1st
92-93	12-2	1	27-4	NCAA E8
93-94	12-2	1	27-5	NCAA S16
94-95	14-0	1	30-3	NCAA E8
95-96	9-5	4	26-9	NCAA 2nd
96-97	12-4	T2	23-9	NCAA S16
97-98	5-11	8	12-16	
98-99	7-9	T8	15-14	WNIT 2nd
99-00	4-12	10	10-19	
00-01	11-5	4	22-9	NCAA 2nd
01-02	11-5	T3	24-10	NCAA E8
02-03	11-5	4	24-8	NCAA S16
03-04	11-5	3	22-8	NCAA 1st
04-05	2-14	T11	9-19	
05-06	3-13	11	9-21	
06-07	6-10	T7	13-17	
07-08	5-11	9	19-15	WNIT Semi
08-09	3-13	12	11-18	
09-10	3-13	11	13-17	
10-11	6-12	T8	18-16	WNIT QF
11-12	6-12	10	21-14	WNIT QF
12-13	13-5	4	25-7	NCAA 1st
13-14	6-12	T9	19-15	WNIT 3rd

IAC member from 1974-1982

Big Eight Conference member from 1982-1996

Big 12 Conference member from 1996-2011


Pac-12 Conference member since 2012



KRESL



LAPPE



REESE

## TEAM OUTLOOK

- Coming off a banner season in 2012-13, the Buffaloes were looking to build on that success. Colorado appeared to be on the right track, winning nine-straight to open the 2013-14 campaign. But the injury bug hit and the Buffs struggled with consistency, especially in Conference play.
- Before the new season has even started, the Buffs have already been dealt with a big blow, announcing that redshirt junior forward **Arielle Roberson** would miss the entire season due to a torn ACL. Head coach **Linda Lappe** will have to find someone to fill the void for the honorable mention All-Pac-12 honoree, who led the team in scoring and rebounding.
- In addition, the Buffs will have to make up for the production and leadership of Brittany Wilson, a four-year starter that was the team's third-leading scorer. But more so, was the spark of the team. Only Roberson started more games than Wilson.
- The team will look to seniors forward **Jen Reese** and guard **Lexy Kresl**, both significant contributors on the squad. Reese was tied for the team lead in scoring, and Kresl is a three-point threat. Another affective threat from long-range is sophomore guard/forward **Lauren Huggins**, who was second on the team in threes made, but led the team in threes made per game and had the best accuracy from that distance at .364 percent.
- With eight underclassmen on the roster, including three freshmen, consistency could be a concern. But with the leadership of a pair of seniors, the Buffs will, hopefully, be able to overcome that.



### LINDA LAPPE

Head Coach • 5th Year at Colorado

Alma Mater: Colorado, 2002

83-52 (.614) at Colorado • Overall: 133-88 (.601, 7 Years)

The seventh head coach in Colorado women's basketball history, Lappe is one of eight head coaches to play for and coach the same program in the NCAA Women's Basketball Tournament ... entering her fifth year, the Buffs have averaged over 20 wins per season, advancing to the postseason each year, including a NCAA Tournament appearance in 2012-13, the team's first since the 2004 ... In her second year, led the team to a 12-0 start in 2011-12, the best start to a season in nearly two decades ... In 2010-11, was the only rookie Division I head coach with wins over ranked teams.

## 2014-15 COLORADO ROSTER

No.	Name	POS	HT	YR	EXP	Hometown/High School (Last School)
1	Lexy Kresl	G	5-11	SR	3V	Paradise Valley, Ariz./Shadow Mountain HS
3	Bri Watts	C	6-2	SO	1V	Fresno, Calif./Clovis West HS
4	Desiree Harris	G	5-8	SO	1V	Oakland, Calif./St. Joseph Notre Dame HS
13	Brecca Thomas	G	5-5	FR	HS	Stafford, Texas/Kincaid School
15	Zoe Correal	C	6-4	FR	HS	San Francisco, Calif./Salesian HS
20	Alina Hartmann	F	6-0	FR	HS	Bamberg, Germany/Kaiser-Heinrich-Gymnasium
21	Jasmine Sborov	G	5-11	SR	3V	Round Rock, Texas Round Rock HS
22	Haley Smith	G/F	6-1	SO	1V	Sammamish, Wash./Skyline HS
24	Lauren Huggins	G/F	6-2	SO	1V	Littleton, Colo./Heritage HS
31	Zoe Beard-Fails	F	6-1	SO	1V	Herndon, Va./Georgetown Day HS
32	Arielle Roberson	F	6-1	RS JR	2V	San Antonio, Texas/Wagner HS
34	Jen Reese	F	6-2	SR	3V	Clackamas, Ore./Clackamas HS
50	Jamee Swan	F	6-2	JR	2V	Marana, Ariz./Marana HS

Head Coach: Linda Lappe (Colorado, 2002), 5th year

Assistant Coach: Kelly Rae Finley (Colorado State, 2008), 3rd year

Assistant Coach: Jenni Benningfield (Vanderbilt, 2004), 1st year

Assistant Coach: Jamie Carey (Texas, 2004), 1st year

Letterwinners R/L: 10/3  
Starters returning in bold

## LAPPE'S RECORD

Year	School	Overall	Conf.	Place/Conf
07-08	Metro State	19-10	14-5	2/RMAC East
08-09	Metro State	14-14	12-7	3/RMAC East
09-10	Metro State	17-12	11-8	3/RMAC East
10-11	Colorado	18-16	6-10	T8/Big 12
11-12	Colorado	21-14	6-12	10/Pac-12
12-13	Colorado	25-7	13-5	4/Pac-12
13-14	Colorado	19-15	6-12	T9/Pac-12
<b>COLO Total (4 yr)</b>		<b>83-52</b>	<b>31-39</b>	
<b>Div. I Only (4 yrs)</b>		<b>83-52</b>	<b>31-39</b>	
<b>Career Total (7 yrs)</b>		<b>133-88</b>	<b>68-59</b>	



2014-15 SCHEDULE

Table with columns: Day, Date, Opponent, TV, Time. Lists game dates and opponents from N15 to M5-8.

\* Pac-12 Conference game. P12N indicates game televised on the Pac-12 Networks. All times local to site & subject to change.

SERIES

Table listing series records for Colorado State and various opponents like Denver, Iowa, Missouri, etc.

HISTORY

Table listing historical records: All-Time Record, First Year, Pac-12 Record, etc.

2013-14 RESULTS

Table with columns: Date, Opponent, Score, Hi Points, Hi Reb. Lists game results from N12 to M28.

P12 indicates Pac-12 Tournament game; WNIT indicates WNIT game.

2013-14 COLORADO STATISTICS

Overall: 19-15, Pac-12: 6-12/T-9th • Home: 12-6 • Away: 6-8 • Neutral: 1-1

Large table with columns: #, PLAYER, G-GS, MIN-AVG, FG-FGA, FG%, 3P-ATT, 3P%, FT-FTA, FT%, OFF, DEF, TOT, AVG, PF-D, AST, TO, BLK, STL, PTS-AVG. Lists player statistics and team totals.



**QUICK FACTS**

**Location** ..... Eugene, Ore.  
**Founded** ..... 1876  
**Enrollment** ..... 24,548  
**Colors** ..... Thunder Green & Lightning Yellow  
**Home Court** ..... Matthew Knight Arena (12,369)  
**Press Row Phone** ..... (541) 346-4496  
**Interim President** ..... Scott Coltrane  
**Faculty Representative** ..... James O'Fallon  
**Athletics Director** ..... Rob Mullens  
**Associate AD/SWA** ..... Lisa Peterson  
**Head Coach** ..... Kelly Graves  
**Assistant AD** ..... Andy McNamara  
**Asst. Dir./WBB SID** ..... Joe Waltasti  
**Office/Fax** ..... (541) 346-7332/346-5449  
**Cell** ..... (916) 889-6643  
**Email** ..... waltasti@uoregon.edu  
**Website** ..... www.goducks.com

**YEAR-BY-YEAR RECORD**

(since 1981-82)

Year	Conf.	Place	Overall	Postseason
81-82	4-0	1	21-5	
82-83	8-4	3	15-14	
83-84	10-1	1	23-7	
84-85	6-5	3	14-14	
85-86	10-2	T1	21-7	
86-87	14-4	T2	23-7	NCAA 2nd
87-88	9-9	5	16-12	
88-89	11-7	3	22-10	WNIT Champion
89-90	9-9	T4	17-12	
90-91	6-12	8	13-15	
91-92	6-12	7	14-14	
92-93	3-15	T9	9-18	
93-94	13-5	3	20-9	NCAA 2nd
94-95	11-7	4	18-10	NCAA 1st
95-96	10-8	T3	18-11	NCAA 1st
96-97	14-4	2	22-7	NCAA 2nd
97-98	13-5	4	17-10	NCAA 1st
98-99	15-3	T1	25-6	NCAA 2nd
99-00	14-4	1	23-8	NCAA 1st
00-01	10-8	4	17-12	NCAA 1st
01-02	10-8	T6	22-13	WNIT Champion
02-03	8-10	T5	12-16	
03-04	6-12	8	14-15	
04-05	12-6	T2	21-10	NCAA 2nd
05-06	5-13	8	14-15	
06-07	8-10	6	17-14	WNIT 3rd
07-08	7-11	7	14-17	
08-09	5-13	7	9-21	
09-10	7-11	T6	18-16	WNIT 3rd
10-11	4-14	9	13-17	
11-12	7-11	9	15-16	
12-13	2-16	12	4-27	
13-14	6-12	T9	16-16	WNIT 2nd

NWBL Conference member from 1977-1982  
 NorPac Conference member from 1982-1986  
 Pac-12 Conference member since 1986

**GRAVES'S RECORD**

Year	School	Overall	Conf.	Place/Conf
97-98	Saint Mary's	19-9	9-8	T4/WCC
98-99	Saint Mary's	27-7	9-5	T2/WCC
99-00	Saint Mary's	20-10	11-3	T1/WCC
00-01	Gonzaga	5-23	0-14	8/WCC
01-02	Gonzaga	11-18	2-12	8/WCC
02-03	Gonzaga	18-12	9-5	T2/WCC
03-04	Gonzaga	18-12	10-4	T2/WCC
04-05	Gonzaga	28-4	14-0	1/WCC
05-06	Gonzaga	16-14	11-3	T1/WCC
06-07	Gonzaga	24-10	13-1	1/WCC
07-08	Gonzaga	25-9	13-1	1/WCC
08-09	Gonzaga	27-7	12-2	1/WCC
09-10	Gonzaga	29-5	14-0	1/WCC
10-11	Gonzaga	31-5	14-0	1/WCC
11-12	Gonzaga	28-6	14-2	1/WCC
12-13	Gonzaga	27-6	15-1	1/WCC
13-14	Gonzaga	29-5	16-2	1/WCC

**ORE Totals (First Season)**  
**Career Total (17 yrs) 382-162**



ALLEYNE



GRAVES



ROWE

**TEAM OUTLOOK**

- The Ducks return two key components from last year's lineup that led the nation in scoring in sophomore guard Chrisae Rowe, the nation's top-scoring freshman in points per game, averaging 21.6 ppg, and junior forward Jillian Alleyne, the nation's rebounding leader. But Oregon will look to a new leader in head coach Kelly Graves, who has had a proven and successful career at Gonzaga.
- UO did see a 12-game improvement in 2013-14, advancing to the second round of the WNIT, and tripled its Pac-12 victories, as well.
- Alleyne penned her name into both the Pac-12 and Oregon record books last season, setting single-season marks for rebounding (519). Ranking in the top 25 in the nation in scoring, as well, Alleyne was the nation's leader in double-doubles, logging 29 on the season. Both Alleyne and Rowe were named to the All-Pac-12 team, while Alleyne was an honorable mention AP All-American.
- While Alleyne and Rowe draw most of the attention, senior guard Katelyn Loper will also be a key factor to the team's success. She knocked down the most total threes on the team, ranking 20th in the nation in threes made per game (2.96).
- The Ducks have a veteran squad with a lot of potential that have played in a very up-tempo style of play. How the players adapt to Graves' system will be the key in the team's success in 2014-15.



**KELLY GRAVES**

**Head Coach • 1st Year at Oregon**  
**Alma Mater: New Mexico, 1988**  
**0-0 (.000) at Oregon • Overall: 382-162 (.702, 17 Years)**

At the Oregon helm after 17 successful years at Saint Mary's (Calif.) and Gonzaga ... After posting five wins in his first season with the Zags, posted double-digit victories in his final 13 campaigns, including eight-straight years with at least 24 ... Built Gonzaga to a national power, winning 10-consecutive West Coast Conference titles, while advancing to six-straight NCAA Tournaments, including three straight Sweet 16 appearances (2010-12) ... Named WCC Coach of the Year eight times.

**2014-15 OREGON ROSTER**

No.	Name	POS	HT	YR	EXP	Hometown/High School (Last School)
1	Drea Toler	G	5-5	SO	1V	Los Angeles, Calif./Serra HS
5	Jordan Loera	G	5-9	RS JR	2V	Moses Lake, Wash./Moses Lake HS
10	Lexi Bando	G	5-9	FR	HS	Eugene, Ore./Willamette HS
12	Amanda Delgado	G	5-7	SR	3V	Las Vegas, Nev./Liberty HS
14	Jillian Alleyne	F	6-3	JR	2V	Fontana, Calif./Summit HS
15	Jacinta Vandenberg	C	6-5	JR	2V	Melbourne, Australia/Sandringham Coll. (Fresno State)
21	Chrisae Rowe	G	5-10	SO	1V	Corona, Calif./Santiago HS
23	Chloe Stiles	G	5-8	JR	2V	Eugene, Ore./Sheldon HS
31	Katelyn Loper	G	5-11	SR	3V	Post Falls, Idaho/Post Falls HS (Hofstra)
32	Janitah lamaleava	C	6-2	JR	2V	Long Beach, Calif./Carson HS
33	Lexi Petersen	G	5-11	JR	2V	Tukwila, Wash./Seattle Christian HS
40	Megan Carpenter	C	6-4	SR	3V	Longmont, Colo./Longmont HS
44	Tatum Neubert	F	6-2	FR	HS	Elizabeth, Colo./Elizabeth HS
51	Katie Gruys	F	6-0	JR	2V	Maple Lake, Minn./Annandale HS

**Head Coach:** Kelly Graves (New Mexico, 1988), 1st year  
**Assistant Coach:** Jodie Berry (Western Washington, 2003), 1st year  
**Assistant Coach:** Mark Campbell (Hawai'i, 2004), 1st year  
**Assistant Coach:** Nicole Powell (Stanford, 2004), 1st year

**Letterwinners R/L: 10/5**  
**Starters returning in bold**



2014-15 SCHEDULE

Table with columns: Day, Date, Opponent, TV, Time. Lists games from Fri N14 to Sun M1.

\* Pac-12 Conference game. P12N indicates game televised on the Pac-12 Networks. All times local to site & subject to change.

SERIES

Table with columns: Team, Games, Wins, Losses. Lists series for American, Central Michigan, Fresno State, Navy, North Carolina, Northern Arizona, Portland, Portland State, Santa Clara, Seattle, Utah State, Arizona, Arizona State, California, Colorado, Oregon State, Stanford, UCLA, USC, Washington, Washington State.

HISTORY

Table with columns: Record, Year. Lists All-Time Record (669-4793), First Year (1973-74), Pac-12 Record (239-247), Pac-12 Tourney (4-12), NCAA Record (5-12), WNIT Record (14-4).

2013-14 RESULTS

Table with columns: Date, Opponent, Score, Hi Points, Hi Reb. Lists game results from N9 to M24.

P12 indicates Pac-12 Tournament game; WNIT indicates WNIT game.

2013-14 OREGON STATISTICS

Overall: 16-16, Pac-12: 6-12/T-9th • Home: 14-6 • Away: 2-9 • Neutral: 0-1

Large table with columns: #, PLAYER, G-GS, MIN-AVG, FG-FGA, FG%, 3P-ATT, 3P%, FT-FTA, FT%, OFF, DEF, TOT, AVG, PF-D, AST, TO, BLK, STL, PTS-AVG. Lists player statistics and team totals.



## QUICK FACTS

**Location** ..... Corvallis, Ore.  
**Founded** ..... 1868  
**Enrollment** ..... 27,925  
**Colors** ..... Orange & Black  
**Home Court** ..... Gill Coliseum (9,604)  
**Press Row Phone** ..... (541) 737-3020  
**President** ..... Dr. Edward Ray  
**Faculty Rep.** ..... Dr. Joseph Spatafora  
**Athletics Director** ..... Bob De Carolis  
**Senior Assoc. AD/SWA** ..... Marianne Vydra  
**Head Coach** ..... Scott Rueck  
**Asst. AD/Communications** ..... Steve Fenk  
**Asst. Dir./WBB SID** ..... Trevor Cramer  
**Office/Fax** ..... (541) 737-3720/737-3072  
**Email** ..... trevor.cramer@oregonstate.edu  
**Website** ..... www.osubeavers.com

## YEAR-BY-YEAR RECORD

(since 1981-82)

Year	Conf.	Place	Overall	Postseason
81-82			20-8	WNIT 3rd
82-83			24-6	NCAA 1st
83-84			21-8	NCAA 1st
84-85			19-10	
85-86			7-21	
86-87	8-10	T6	17-11	
87-88	5-13	T8	10-18	
88-89	7-11	7	13-15	
89-90	1-17	10	5-26	
90-91	9-9	6	17-11	
91-92	3-15	T9	8-20	
92-93	9-9	6	15-12	
93-94	9-9	6	17-11	NCAA 1st
94-95	12-6	3	21-8	NCAA 2nd
95-96	11-7	2	19-9	NCAA 1st
96-97	5-13	7	11-16	
97-98	2-16	T9	7-20	
98-99	3-15	T9	11-16	
99-00	10-8	T5	14-16	
00-01	8-10	T6	16-13	WNIT 1st
01-02	11-7	T4	17-15	WNIT 2nd
02-03	8-10	T5	15-15	WNIT 2nd
03-04	8-10	7	17-15	WNIT QF
04-05	1-17	10	6-23	
05-06	7-11	7	16-15	WNIT 2nd
06-07	4-14	T8	9-19	
07-08	4-14	T8	12-19	
08-09	9-9	T4	20-12	WNIT QF
09-10	2-16	10	11-20	
10-11	2-16	10	9-21	
11-12	9-9	T5	20-13	WNIT QF
12-13	4-14	10	10-21	
13-14	13-5	T2	24-11	NCAA 2nd

*WNBL Conference member from 1979-1982*  
*NorPac Conference member from 1982-1986*  
*Pac-12 Conference member since 1986*



## TEAM OUTLOOK

- The Beavers more than doubled their win total from 2012-13, going from 10th place to finishing in a tie for second in the Pac-12, the team's best showing since 1995-96. OSU's 24 wins also tied for the most in program history, a record set in 1982-83.
- The Beavers' historic season also included a qualification for the NCAA Tournament, the team's first since 1996, advancing to the second round for the program's first win in the Big Dance since 1995.
- The media's pick for Pac-12 Coach of the Year **Scott Rueck** loses just two players from last season getting nine back, including all five starters and the team's scoring, rebounding, assists and blocks leaders. He will depend on a young squad again, with just one senior on the team, and look to build on last year's success.
- Sophomore guard **Sydney Wiese** was named to the All-Pac-12 team after averaging 14.3 points, 3.3 rebounds and 4.0 assists. Wiese set a school record with 112 made three-pointers and also posted five 20-plus point games to become the fifth OSU freshman to lead the team in scoring following in her teammate junior guard **Jamie Weisner's** footsteps (2012-13).
- Weisner enters her junior year after averaging 12.5 points and 5.3 rebounds as a sophomore and earning honorable mention All-Pac-12 honors.
- Defensively, junior center **Ruth Hamblin** enters her junior season after setting a school and Pac-12 single-season record with 141 blocks, which led the nation and was tied for the 19th-highest total in NCAA history. Hamblin also collected 299 rebounds, the fourth most in Beaver single-season history.



### SCOTT RUECK

**Head Coach • 5th Year at Oregon State**

**Alma Mater: Oregon State, 1991**

**63-66 (.488) at Oregon State • Overall: 351-154 (.695, 18 years)**

Rueck enters his fifth season and had orchestrated a dramatic turnaround which saw the Beavers make a return to the NCAA Tournament for the first time since 1996 ... Voted Pac-12 Coach of the Year by the media in 2012 and 2014 ... spent 14 successful seasons at George Fox University where he was named 2009 NCAA Division III National Coach of the Year ... Seven-time Northwest Conference Coach of the Year, posting back-to-back undefeated Conference seasons in 2009 and 2010 ... Coached eight All-Americans and 33 All-Northwest Conference picks.

## RUECK'S RECORD

Year	School	Overall	Conf.	Place/Conf
96-97	George Fox	15-10	9-5	T3/NWC
97-98	George Fox	16-9	13-5	2/NWC
98-99	George Fox	18-6	14-4	T2/NWC
99-00	George Fox	23-5	14-2	T1/NWC
00-01	George Fox	23-3	15-1	1/NWC
01-02	George Fox	20-6	11-5	T3/NWC
02-03	George Fox	15-10	10-6	4/NWC
03-04	George Fox	13-12	7-9	T5/NWC
04-05	George Fox	22-6	14-2	1/NWC
05-06	George Fox	19-6	10-6	T3/NWC
06-07	George Fox	19-7	13-3	T1/NWC
07-08	George Fox	25-5	14-2	T1/NWC
08-09	George Fox	32-0	16-0	1/NWC
09-10	George Fox	28-3	16-0	1/NWC
10-11	Oregon State	9-21	2-16	10/Pac-10
11-12	Oregon State	20-13	9-9	T5/Pac-12
12-13	Oregon State	10-21	4-14	10/Pac-12
13-14	Oregon State	24-11	13-5	T2/Pac-12
<b>OSU Total (4 yrs)</b>		<b>63-66</b>	<b>28-44</b>	
<b>Div. I Only (4 yrs)</b>		<b>63-66</b>	<b>28-44</b>	
<b>Career Total (18 yrs)</b>		<b>351-154</b>	<b>204-94</b>	

## 2014-15 OREGON STATE ROSTER

No.	Name	POS	HT	YR	EXP	Hometown/High School (Last School)
4	Breanna Brown	F/C	6-3	SO	1V	Oakland, Calif./Bishop O'Dowd HS
5	Samantha Siegner	F	6-3	JR	2V	Albany, Ore./West Albany HS
11	Gabriella Hanson	G	5-11	SO	1V	Anaheim, Calif./Troy HS
12	Kolbie Orum	F	6-3	SO	1V	Maple Ridge, B.C./Maple Ridge Secondary
<b>14</b>	<b>Ali Gibson</b>	G	5-11	SR	3V	Woodbridge, Calif./St. Mary's HS
<b>15</b>	<b>Jamie Weisner</b>	G	5-10	JR	2V	Clarkston, Wash./Clarkston HS
21	Marie Gülich	F/C	6-5	FR	HS	Cologne, Germany/Landrat-Lucas Gymnasium
22	Jen'Von'Ta Hill	G	5-8	JR	TR	St. Paul, Minn./Skyline HS (Hutchinson CC)
23	Alex Kalmbach	G	5-9	FR	HS	Oakland, Calif./Bishop O'Dowd HS
<b>24</b>	<b>Sydney Wiese</b>	G	6-0	SO	1V	Phoenix, Ariz./Pinnacle HS
<b>32</b>	<b>Deven Hunter</b>	F	6-3	JR	2V	Keizer, Ore./McNary HS
<b>44</b>	<b>Ruth Hamblin</b>	C	6-6	JR	2V	Houston, B.C./Houston Christian School

**Head Coach:** Scott Rueck (Oregon State, 1991), 5th year  
**Assistant Coach:** Eric Ely (Northwest Nazarene, 1982), 5th year  
**Assistant Coach:** Mandy Close (Oregon State, 2006), 2nd year  
**Assistant Coach:** Jonas Chatterton (Utah, 2000), 1st year

**Letterwinners R/L: 9/2**  
**Starters returning in bold**





2014-15 SCHEDULE

Table with columns: Day, Date, Opponent, TV, Time. Lists games from Fri N14 to Thu Sun M5-8.

\* Pac-12 Conference game. P12N indicates game televised on the Pac-12 Networks. All times local to site & subject to change.

SERIES

Table listing series records for various opponents like Butler, BYU, Idaho, Nevada, etc.

HISTORY

Table listing historical records: All-Time Record, First Year, Pac-12 Record, NCAA Record, WNIT Record.

2013-14 RESULTS

Table with columns: Date, Opponent, Score, Hi Points, Hi Reb. Lists game results from N8 to M25.

P12 indicates Pac-12 Tournament game; NCAA indicates NCAA Tournament.

2013-14 OREGON STATE STATISTICS

Overall: 24-11, Pac-12: 13-5/T-2nd • Home: 14-1 • Away: 6-5 • Neutral: 4-5

Large table with columns: #, PLAYER, G-GS, MIN-AVG, FG-FGA, FG%, 3P-ATT, 3P%, FT-FTA, FT%, OFF, DEF, TOT, AVG, PF-D, AST, TO, BLK, STL, PTS-AVG. Includes individual player stats and team totals.

QUICK FACTS

Location ..... Stanford, Calif.  
 Founded ..... 1891  
 Enrollment ..... 18,217  
 Colors ..... Cardinal & White  
 Home Court ..... Maples Pavilion (7,233)  
 Press Row Phone ..... (650) 723-4418  
 President ..... John L. Hennessy  
 Faculty Representative ..... Al Camarillo  
 Athletics Director ..... Bernard Muir  
 Senior Assoc. AD/SWA ..... Beth Goode  
 Head Coach ..... Tara VanDerveer  
 Sr. Asst. AD/Athletic Comm. .... Kurt Svoboda  
 Assoc. AD/WBB SID ..... John Cantalupi  
 Cell ..... (650) 924-8304  
 Email ..... johnncan@stanford.edu  
 Website ..... www.gostanford.com

YEAR-BY-YEAR RECORD

(since 1981-82)

Year	Conf.	Place	Overall	Postseason
81-82	9-3	2	19-8	NCAA 1st
82-83	5-9	5	19-16	
83-84	1-13	T7	5-23	
84-85	2-12	7	9-19	
85-86	1-7	5	13-15	
86-87	8-10	T6	14-14	
87-88	14-4	3	27-5	NCAA 2nd
88-89	18-0	1	28-3	NCAA S16
89-90	17-1	T1	32-1	NCAA Champion
90-91	16-2	1	26-6	NCAA FF
91-92	15-3	1	30-3	NCAA Champion
92-93	15-3	1	26-6	NCAA 2nd
93-94	15-3	2	25-6	NCAA E8
94-95	17-1	1	30-3	NCAA FF
95-96	18-0	1	29-3	NCAA FF
96-97	18-0	1	34-2	NCAA FF
97-98	17-1	1	21-6	NCAA 1st
98-99	14-4	3	18-12	NCAA 1st
99-00	13-5	T2	21-9	NCAA 2nd
00-01	12-6	T1	19-11	NCAA 2nd
01-02	18-0	1	32-3	NCAA 2nd
02-03	15-3	1	27-5	NCAA E8
03-04	14-4	T1	27-7	NCAA E8
04-05	17-1	1	32-3	NCAA E8
05-06	15-3	1	26-8	NCAA E8
06-07	17-1	1	29-5	NCAA 2nd
07-08	16-2	1	35-4	NCAA Final
08-09	17-1	1	33-5	NCAA FF
09-10	18-0	1	36-2	NCAA Final
10-11	18-0	1	33-3	NCAA FF
11-12	18-0	1	35-2	NCAA FF
12-13	17-1	T1	33-3	NCAA S16
13-14	17-1	1	33-4	NCAA FF

*NorCal Conference member from 1978-1984  
 WCAA member from 1984-1985  
 Pac-West Conference member in 1985-1986  
 Pac-12 Conference member since 1986*

VANDERVEER'S RECORD

Year	School	Overall	Conf.	Place/Conf
78-79	Idaho	17-8		
79-80	Idaho	25-6		
80-81	Ohio State	17-15		Big Ten
81-82	Ohio State	20-7		Big Ten
82-83	Ohio State	23-5	15-3	T1/Big Ten
83-84	Ohio State	22-7	17-1	1/Big Ten
84-85	Ohio State	28-3	18-0	1/Big Ten
85-86	Stanford	13-15		
86-87	Stanford	14-14	8-10	T6/Pac-10
87-88	Stanford	27-5	14-4	3/Pac-10
88-89	Stanford	28-3	18-0	1/Pac-10
89-90	Stanford	32-1	17-1	1/Pac-10
90-91	Stanford	26-6	16-2	1/Pac-10
91-92	Stanford	30-3	15-3	1/Pac-10
92-93	Stanford	26-6	15-3	1/Pac-10
93-94	Stanford	25-6	15-3	2/Pac-10
94-95*	Stanford	30-3	17-1	1/Pac-10
96-97	Stanford	34-2	18-0	1/Pac-10
97-98	Stanford	21-6	17-1	1/Pac-10
98-99	Stanford	18-12	14-4	3/Pac-10
99-00	Stanford	21-9	13-5	T2/Pac-10
00-01	Stanford	19-11	12-6	T1/Pac-10
01-02	Stanford	32-3	18-0	1/Pac-10
02-03	Stanford	27-5	15-3	1/Pac-10
03-04	Stanford	27-7	14-4	T1/Pac-10
04-05	Stanford	32-3	17-1	1/Pac-10
05-06	Stanford	26-8	15-3	1/Pac-10
06-07	Stanford	29-5	17-1	1/Pac-10
07-08	Stanford	35-4	16-2	1/Pac-10
08-09	Stanford	33-5	17-1	1/Pac-10
09-10	Stanford	36-2	18-0	1/Pac-10
10-11	Stanford	33-3	18-0	1/Pac-10
11-12	Stanford	35-2	18-0	1/Pac-12
12-13	Stanford	33-3	17-1	T1/Pac-12
13-14	Stanford	33-4	17-1	1/Pac-12
<b>STAN Total (27 yrs)</b>		<b>775-156</b>	<b>426-60</b>	<i>*on leave during</i>
<b>Career Total (35 yrs)</b>		<b>927-207</b>	<b>459-63</b>	<i>1995-96 season</i>



ORRANGE



VANDERVEER



THOMPSON

TEAM OUTLOOK

- The Cardinal enters the season without an Ogwumike on the roster for the first time in six years. The sisters - Nnemkadi and Chiney - left behind a legacy that will be tough to replace, earning 21 All-America honors between the two of them, as well as four Pac-12 Player of the Year nods, two Pac-12 Defensive Player of the Years and seven All-Pac-12 honors. The younger Ogwumike, Chiney, also became the first Pac-12 player to win the John R. Wooden National Player of the Year award last year. Both went on to have successful opening seasons in the WNBA, each earning WNBA Rookie of the Year honors.
- But Stanford, led by Hall of Fame head coach **Tara VanDerveer**, typically reloads rather than rebuild, having won 14-consecutive Pac-12 regular-season titles, and advancing to the NCAA Final Four for the sixth time in seven years last year.
- It will be a challenge for the Cardinal, however, who will need to replace Chiney Ogwumike's output. She accounted for more than a third of the team's scoring (26.1 ppg) and, along with the loss of Mikaela Ruef, will also need someone to step up on the glass as the duo grabbed more than half of the team's rebounding.
- The team does return 12 players from last season, but only two were starters. Senior guard **Amber Orange** the team's second-leading scorer, will be called upon to lead the way for the Cardinal and take charge of the offense, once again. Also back is sophomore forward **Lili Thompson**, who had a strong freshman campaign averaging 8.3 ppg while dishing out 2.7 apg.



TARA VANDERVEER

Head Coach • 29th Year at Stanford  
 Alma Mater: Indiana, 1975  
 775-156 (.832) at Stanford • Overall: 927-207 (.817, 35 years)

VanDerveer was enshrined into the Naismith Basketball Hall of Fame in August, 2011 ... With 927 wins, is one of just five Division I women's basketball head coaches to reach the 900-win mark ... the winningest coach in Pac-12 Conference history ... 14-time Pac-12 Coach of the Year ... Has guided the Cardinal to 22 Conference regular-season titles and 10 tournament crowns ... Her Stanford teams have made 26 NCAA Tournament appearances, winning the national championship in 1990 and 1992.

*\* On leave coaching the U.S. Olympic team during 1995-96.*

2014-15 STANFORD ROSTER

No.	Name	POS	HT	YR	EXP	Hometown/High School (Last School)
00	Alex Green	G	5-6	RS JR	2V	Dallas, Texas/Bishop Lynch HS
<b>1</b>	<b>Lili Thompson</b>	G	5-7	SO	1V	Mansfield, Texas/Timberview HS
4	Taylor Greenfield	F	6-3	SR	3V	Huxley, Iowa/Ballard Community HS
5	Kaylee Johnson	F	6-3	FR	HS	Casper, Wyo./Natrona County HS
10	Briana Roberson	G	5-7	SO	1V	Fullerton, Calif./Troy HS
12	Brittany McPhee	G	6-0	FR	HS	Normandy Park, Wash./Mount Rainier HS
23	Jasmine Camp	G	5-7	RS JR	2V	Ellenwood, Ga./Chamblee HS
24	Erica McCall	F	6-3	SO	1V	Bakersfield, Calif./Ridgeview HS
25	Erica Payne	F	6-2	SR	3V	Concord, Calif./Carondelet HS
31	Taylor Rooks	G	6-0	FR	HS	Warren, N.J./Gill St. Bernard's School
32	Kailee Johnson	F	6-3	SO	1V	Portland, Ore./Central Catholic HS
<b>33</b>	<b>Amber Orange</b>	G	5-7	SR	3V	Houston, Texas/Westbury Christian HS
34	Tess Picknell	F/C	6-5	JR	2V	Medford, Ore./South Medford HS
41	Bonnie Samuelson	F	6-3	SR	3V	Huntington Beach, Calif./Edison HS
44	Karlie Samuelson	G	6-0	SO	1V	Huntington Beach, Calif./Mater Dei HS

Head Coach: Tara VanDerveer (Indiana, 1975), 29th year

Associate Head Coach: Amy Tucker (Ohio State, 1982), 30th year

Assistant Coach: Kate Paye (Stanford, 1995), 8th year

Assistant Coach: Tempie Brown (Michigan, 1990), 2nd year

Letterwinners R/L: 12/3

Starters returning in bold



2014-15 SCHEDULE

Table with columns: Day, Date, Opponent, TV, Time. Lists games from Fri N14 to Thu M5-8.

\* Pac-12 Conference game. P12N indicates game televised on the Pac-12 Networks. All times local to site & subject to change.

SERIES

Table listing series against various opponents like Boston College, Chattanooga, Connecticut, etc.

HISTORY

Table with historical records: All-Time Record, First Year, Pac-12 Record, etc.

2013-14 RESULTS

Table with columns: Date, Opponent, Score, Hi Points, Hi Reb. Lists results from N9 to A6.

2013-14 STANFORD STATISTICS

Overall: 33-4, Pac-12: 17-1/1st • Home: 16-0 • Away: 11-2 • Neutral: 6-2

Main statistics table with columns: #, PLAYER, G-GS, MIN-AVG, FG-FGA, FG%, 3P-ATT, 3P%, FT-FTA, FT%, OFF, DEF, TOT, AVG, PF-D, AST, TO, BLK, STL, PTS-AVG. Includes team totals and opponents.

## QUICK FACTS

**Location** ..... Los Angeles, Calif.  
**Founded** ..... 1919  
**Enrollment** ..... 42,163  
**Colors** ..... Blue & Gold  
**Home Court** ..... Pauley Pavilion (13,800)  
**Press Row Phone** ..... (310) 825-1899  
**Chancellor** ..... Dr. Gene Block  
**Faculty Representative** ..... Donald G. Morrison  
**Athletics Director** ..... Daniel Guerrero  
**Senior Assoc. AD/SWA** ..... Petrina Long  
**Head Coach** ..... Cori Close  
**Assoc. Dir./WBB SID** ..... Ryan Finney  
**Finney Office** ..... (310) 206-4701  
**Fax** ..... (310) 825-8664  
**Email** ..... rfinney@athletics.ucla.edu  
**Website** ..... www.uclabruins.com

## YEAR-BY-YEAR RECORD

(since 1981-82)

Year	Conf.	Place	Overall	Postseason
81-82	7-5	4	16-14	
82-83	9-5	3	18-11	NCAA 1st
83-84	6-8	5	17-12	
84-85	10-4	2	20-10	NCAA 2nd
85-86	3-5	5	12-16	
86-87	11-7	4	18-10	
87-88	12-6	4	19-11	
88-89	8-10	T4	12-16	
89-90	12-6	3	17-12	NCAA 1st
90-91	10-8	T4	15-13	
91-92	12-6	T3	21-10	NCAA S16
92-93	8-10	7	13-14	
93-94	10-8	5	15-12	
94-95	5-13	T8	10-17	
95-96	8-10	T6	13-14	
96-97	7-11	6	13-14	
97-98	14-4	T2	20-9	NCAA 2nd
98-99	15-3	T1	26-8	NCAA E8
99-00	12-6	4	18-11	NCAA 1st
00-01	5-13	10	6-23	
01-02	4-14	8	9-20	
02-03	12-6	4	18-11	
03-04	11-7	T3	17-13	NCAA 1st
04-05	10-8	6	16-12	
05-06	12-6	3	21-11	NCAA 2nd
06-07	7-11	7	14-18	
07-08	10-8	T4	16-15	
08-09	9-9	T4	19-12	
09-10	15-3	2	25-9	NCAA 2nd
10-11	16-2	2	28-5	NCAA 2nd
11-12	9-9	T5	14-16	
12-13	14-4	3	26-8	NCAA 2nd
13-14	7-11	8	13-18	

*WCAA member from 1976-1985*  
*Pac-West Conference member in 1985-1986*  
*Pac-12 Conference member since 1986*



## TEAM OUTLOOK

- Injuries plagued the Bruins last season with nearly a third of the squad going out with either injury or concussion issues. At several points throughout the season, head coach **Cori Close** had only seven healthy players on the bench. In the win over then-No. 10 Oklahoma, the Bruins had just eight players available, two of which played less than 10 minutes.
- Offensively, the Bruins return their second-leading scorer in junior guard **Nirra Fields**. Fields ranked 10th in the Pac-12 in ppg (17.3), and also took down 6.3 rpg and dished out 2.3 apg. The Bruins will need another year of offensive production out of Fields now that they will be without last year's leading scorer and All-Pac-12 honoree Atonye Nyingifa.
- Defensively, the Bruins return their leading shot-blocker, senior forward **Corine Costa**, whose 2.3 bpg ranked second in the Pac-12.
- Several Bruins gained international experience over the summer with Fields representing Canada in the 2014 FIBA World Championship, while incoming freshman **Reece' Caldwell** represented the USA Basketball at the 2014 FIBA Americas U18 Championship.
- The Bruins lose two of their top three leading scorers from last season, but Close is looking to the five-member No. 1 recruiting class in the nation the features three 2014 McDonald's All-Americans to fill the gap.
- UCLA is taking on another tough schedule which includes matchups at Connecticut and North Carolina.



### CORI CLOSE

**Head Coach • 4th Year at UCLA**

**Alma Mater: UC Santa Barbara, 1993**

**53-42 (.558) at UCLA • Overall: 30-24 (.555, 3 Years)**

In just her second year in Westwood, Close took a below-.500 team to a third place Pac-12 finish, a 26-8 record and a NCAA Tournament second round appearance ... Close returned to UCLA after serving on the Bruins' coaching staff in 1994 and 1995 ... Prior to her return, coached in 15-consecutive NCAA Tournaments as an associate or assistant coach with stops at Florida State, UC Santa Barbara and UCLA ... Spent seven seasons as an associate head coach at FSU, guiding the Seminoles into a nationally-recognized program.

## 2014-15 UCLA ROSTER

### CLOSE'S RECORD

Year	School	Overall	Conf.	Place/Conf
11-12	UCLA	14-16	9-9	T5/Pac-12
12-13	UCLA	26-8	14-4	3/Pac-12
13-14	UCLA	13-18	7-11	8/Pac-12
<b>UCLA Total (3 yrs)</b>		<b>53-42</b>	<b>30-24</b>	
<b>Career Total (3 yrs)</b>		<b>53-42</b>	<b>30-24</b>	

No.	Name	POS	HT	YR	EXP	Hometown/High School (Last School)
2	Kari Korver	G	5-9	RS SO	1V	Paramount, Calif./Valley Christian HS
3	Jordin Canada	G	5-6	FR	HS	Los Angeles, Calif./Windward School
5	Reece' Caldwell	G	5-8	FR	HS	San Antonio, Texas/FEAST Homeschool
10	Kacy Swain	F	6-3	RS JR	2V	Los Angeles, Calif./St. Bernard's HS
11	Lajahna Drummer	F	6-1	FR	HS	Inglewood, Calif./Long Beach Poly HS
<b>13</b>	<b>Luiana Livulo</b>	<b>C</b>	<b>6-3</b>	<b>SR</b>	<b>3V</b>	<b>Lisbon, Portugal/Escola Secundaria (NW Florida State)</b>
<b>20</b>	<b>Dominique Williams</b>	<b>G</b>	<b>5-8</b>	<b>SO</b>	<b>1V</b>	<b>Phoenix, Ariz/St. Mary's Catholic HS</b>
<b>21</b>	<b>Nirra Fields</b>	<b>G</b>	<b>5-9</b>	<b>JR</b>	<b>2V</b>	<b>Montreal, Quebec, Canada/Mater Dei HS</b>
22	Madeline Poteet	G	5-8	SR	3V	Temecula, Calif./Temecula HS
23	Kelli Hayes	G	6-0	FR	HS	San Jose, Calif./Archbishop Mitty HS
24	Paulina Hersler	F	6-2	RS FR	HS	Sodertalje, Sweden/Igelstavikens Gymnasium
25	Monique Billings	F	6-4	FR	HS	Corona, Calif./Santiago HS
32	Chrissy Baird	G	6-1	FR	HS	Wheaton, Ill./Wheaton North HS
34	Corinne Costa	F/C	6-4	SR	2V	Discovery Bay, Calif./Liberty HS
54	Savanna Trapp	C	6-9	RS FR	HS	Esko, Minn./Esko HS

**Head Coach:** Cori Close (UC Santa Barbara, 1993), 4th year

**Assistant Coach:** Shannon Perry (Iowa, 1998), 4th year

**Assistant Coach:** Tony Newnan (UC Santa Barbara, 1992), 4th year

**Assistant Coach:** Jenny Huth (Colorado, 2002), 4th year

**Letterwinners R/L:** 7/4  
**Starters returning in bold**



2014-15 SCHEDULE

Table with columns: Day, Date, Opponent, TV, Time. Includes games like N14 at James Madison, N16 at North Carolina, N23 Texas, N28 Nebraska, D2 Cincinnati, D10 UC Riverside, D12 Sacramento State, D18-19 Tulane DoubleTree Classic, D18 vs. Miami (Fla.), D19 vs. Samford.

Continuation of 2014-15 schedule with dates D21 through M5-8. Includes opponents like Connecticut, Notre Dame, USC, Oregon State, Oregon, Utah, Colorado, Stanford, California, Washington State, Arizona, and Pac-12 Tournament.

\* Pac-12 Conference game. P12N indicates game televised on the Pac-12 Networks. All times local to site & subject to change.

SERIES

Table listing series records for various opponents: Cincinnati (0-1), Connecticut (0-2), James Madison (0-3), Miami (Fla.) (1st Mtg), Nebraska (1st Mtg), North Carolina (4-4), Notre Dame (9-6), Sacramento State (3-0), Samford (1st Mtg), Texas (6-4), UC Riverside (4-0), Arizona (51-21), Arizona State (49-26), California (47-19), Colorado (4-4), Oregon (33-25), Oregon State (44-19), Stanford (22-56), USC (35-47), Utah (7-3), Washington (28-29), Washington State (49-7).

HISTORY

Summary statistics: All-Time Record .. 711-468, First Year ..... 1974-75, Pac-12 Record... 292-214, Pac-12 Tourney ..... 14-11, NCAA Record..... 11-12, WNIT Record..... 0-0.

2013-14 RESULTS

Table with columns: Date, Opponent, Score, Hi Points, Hi Reb. Lists results for games N8 through M6, including opponents like Nebraska, Pepperdine, North Carolina, Oklahoma, James Madison, Grand Canyon, NC State, Notre Dame, San Diego State, Minnesota, Auburn, Cal Poly, USC, Utah, Colorado, Arizona, Arizona State, Oregon, Oregon State, Stanford, California, Washington, Washington State, USC, Oregon State, Oregon, California, Stanford, Colorado, Utah, and Colorado.

P12 indicates Pac-12 Tournament game.

2013-14 UCLA STATISTICS

Overall: 13-18, Pac-12: 7-11/8th • Home: 7-6 • Away: 5-8 • Neutral: 1-4

Comprehensive player statistics table with columns: #, PLAYER, G-GS, MIN-AVG, FG-FGA, FG%, 3P-ATT, 3P%, FT-FTA, FT%, OFF, DEF, TOT, AVG, PF-D, AST, TO, BLK, STL, PTS-AVG. Lists stats for players like Nyingifa, Fields, Lemberger, Costa, Livulo, Holiday, Brooks, Gardner, Williams, and TEAM totals.

## QUICK FACTS

**Location** ..... Los Angeles, Calif.  
**Founded** ..... 1880  
**Enrollment** ..... 33,000  
**Colors** ..... Cardinal & Gold  
**Home Court** ..... Galen Center (10,258)  
**Press Row Phone** ..... (213) 740-3900  
**President** ..... C.L. Max Nikias  
**Faculty Representative** ..... Clare Pastore  
**Athletics Director** ..... Pat Haden  
**Associate AD/SWA** ..... Donna Heinel  
**Head Coach** ..... Cynthia Cooper  
**Sports Information Director** ..... Tim Tesselone  
**Asst. Dir./WBB SID** ..... Darcy Couch  
**Office/Fax** ..... (213) 740-3808/740-7584  
**Cell** ..... (213) 725-3447  
**Email** ..... dcouch@usc.edu  
**Website** ..... www.usctrojans.com

## YEAR-BY-YEAR RECORD

(since 1981-82)

Year	Conf.	Place	Overall	Postseason
81-82	9-3	2	23-4	NCAA S16
82-83	13-1	1	31-2	NCAA Champion
83-84	13-1	1	29-4	NCAA Champion
84-85	10-4	2	21-9	NCAA 2nd
85-86	8-0	1	31-5	NCAA FF
86-87	15-3	1	22-8	NCAA 2nd
87-88	15-3	2	22-8	NCAA 2nd
88-89	8-10	T4	12-16	
89-90	6-12	7	8-19	
90-91	11-7	3	18-12	NCAA 2nd
91-92	14-4	2	23-8	NCAA S16
92-93	14-4	2	22-7	NCAA 2nd
93-94	16-2	1	26-4	NCAA E8
94-95	10-8	5	18-10	NCAA 1st
95-96	8-10	T6	13-14	
96-97	13-5	3	20-9	NCAA 2nd
97-98	7-11	6	12-15	
98-99	3-15	T9	7-20	
99-00	10-8	T5	16-14	WNIT 2nd
00-01	8-10	T6	13-15	
01-02	11-7	T4	16-14	WNIT 2nd
02-03	8-10	T5	14-17	
03-04	11-7	T3	15-13	
04-05	12-6	T2	20-11	NCAA 2nd
05-06	11-7	T4	19-12	NCAA 2nd
06-07	10-8	5	17-13	
07-08	10-8	T4	17-13	
08-09	9-9	T4	17-15	
09-10	12-6	3	19-12	
10-11	10-8	4	24-13	WNIT Final
11-12	12-6	3	18-12	
12-13	7-11	7	11-20	
13-14	11-7	5	22-13	NCAA 1st

WCAA member from 1976-1985

Pac-West Conference member in 1985-1986

Pac-12 Conference member since 1986

## COOPER'S RECORD

Year	School	Overall	Conf.	Place/Conf
05-06	Prairie View A&M	7-21	6-12	T8/SWAC
06-07	Prairie View A&M	19-14	14-4	1/SWAC
07-08	Prairie View A&M	22-12	15-3	1/SWAC
08-09	Prairie View A&M	23-11	17-1	1/SWAC
09-10	Prairie View A&M	15-14	12-6	2/SWAC
10-11	UNC Wilmington	24-9	14-4	2/CAA
11-12	UNC-Wilmington	20-13	11-7	T4/CAA
12-13	Texas Southern	20-12	16-2	1/SWAC
13-14	USC	22-13	11-7	4/Pac-12
<b>USC Total (1 yr)</b>		<b>22-13</b>	<b>11-7</b>	
<b>Career Total (9 yrs)</b>		<b>172-119</b>	<b>116-46</b>	



BARRETT



COOPER



VAIOLETAMA

## TEAM OUTLOOK

- The Trojans became the first team to clinch the Pac-12 Tournament crown winning four games in four days, also the program's first-ever Conference tournament crown, upsetting three eventual NCAA Tournament teams in Arizona State, Stanford and Oregon State for the Trojans' first NCAA Tournament berth since 2006.
- The Women of Troy return nine players and three starters from last year's championship squad, but will need to step up on the glass now that they are without forward Cassie Harberts, who graduated as the program's seventh all-time leading scorer, eighth all-time rebounder and third all-time in free throws made. They will also have to contend with the loss of Pac-12 Tournament Most Outstanding Player Ariya Crook, the team's leading scorer and an All-Pac-12 performer.
- Junior guard **Briana Barrett** returns after earning honorable mention Pac-12 All-Defensive team in each of the last two years. She has appeared in all 35 games and enters this season after setting a career high with 24 points in the Trojans' final game of the season against St. John's in the NCAA Tournament.
- Senior forward **Alexyz Vaoletama** was also an honorable mention All-Defensive team list while doubling her production in scoring and rebounding from the year before. Vaoletama led the team taking down 7.7 rebounds per game and was third in scoring with 8.6 points per game.
- USC adds Virginia Tech transfer Alexis Lloyd, who saw time in 28 games as a freshman and was a four-star, ESPN top-100 recruit out of high school.



## CYNTHIA COOPER

Head Coach • 2nd Year at USC

Alma Mater: USC, 1986

22-13 (.628) at USC • Overall: 172-119 (.586, 9 Years)

In her first year, USC won its first-ever Pac-12 Tournament crown and made a return to the NCAA Tournament since 2006 ... Has resurrected three collegiate programs, including taking a team at Prairie View A&M that had never had a winning season prior to her arrival to three-straight SWAC titles ... Spent 2012-13 at Texas Southern, guiding the team to a conference title, a 20-12 record and a first-ever postseason berth ... As a legendary player, Cooper helped USC to a pair of NCAA Championships as a guard from 1982-86 ... A Hall of Fame player, won an Olympic Gold medal and four WNBA titles in her professional career.

## 2014-15 USC ROSTER

No.	Name	POS	HT	YR	EXP	Hometown/High School (Last School)
1	Jordan Adams	G	6-1	RS SO	1V	Irvine, Calif./Mater Dei HS
3	Chyanne Butler	G	5-6	FR	HS	Costa Mesa, Calif./Junipero Serra HS
5	McKenzie Calvert	G	5-9	FR	HS	Schertz, Texas/Byron P. Steele HS
10	Courtney Jaco	G	5-8	SO	1V	Compton, Calif./Windward School
13	Kaneisha Horn	F	6-1	SR	1V	Birmingham, Ala./Ramsay HS (Alabama)
21	<b>Alexyz Vaoletama</b>	F	6-1	SR	3V	Fountain Valley, Calif./Mater Dei HS
22	Destinie Gibbs	G	5-11	JR	2V	Oxford, Ga./McEachern HS
23	Brianna Barrett	G	5-7	JR	2V	Winnetka, Calif./Oaks Christian HS
24	Drew Edelman	F	6-4	SO	1V	Sunnyvale, Calif./Menlo School
25	Alexis Lloyd	G	5-10	RS SO	RS	Chicago, Ill./Whitney Young HS (Virginia Tech)
32	<b>Kiki Alofaituli</b>	<b>G</b>	<b>6-1</b>	<b>SR</b>	<b>2V</b>	<b>Tustin, Calif./Mater Dei HS</b>
35	Kristen Simon	F	6-1	FR	HS	Gardena, Calif./Windward School
43	Amy Okonkwo	F	6-2	FR	HS	Fontana, Calif./Etiwanda HS

**Head Coach:** Cynthia Cooper (USC, 1986), 2nd year

**Associate Head Coach:** Beth Burns (Ohio Wesleyan, 1979), 1st year

**Assistant Coach:** Jualeah Woods (USC, 1994), 2nd year

**Assistant Coach:** Taja Edwards (Fresno State, 2011), 1st year

**Letterwinners R/L: 9/6**  
**Starters returning in bold**



2014-15 SCHEDULE

Table with columns: Day, Date, Opponent, TV, Time. Lists games from N15 to M5-8.

\* Pac-12 Conference game. P12N indicates game televised on the Pac-12 Networks. All times local to site & subject to change.

SERIES

Table with columns: Opponent, Record. Lists series for CSU Northridge, Davidson, Florida A&M, Fresno State, Long Beach State, Loyola Maymount, Sacramento State, Saint Mary's, Sam Houston St., SMU, South Carolina, Arizona, Arizona State, California, Colorado, Oregon, Oregon State, Stanford, UCLA, Utah, Washington, Washington State.

HISTORY

Table with columns: Record, Year. Lists All-Time Record, First Year, Pac-12 Record, Pac-12 Tourney, NCAA Record, WNIT Record.

2013-14 RESULTS

Table with columns: Date, Opponent, Score, Hi Points, Hi Reb. Lists game results from N8 to M9.

P12 indicates Pac-12 Tournament game; NCAA indicates NCAA Tournament game.

2013-14 USC STATISTICS

Overall: 22-13, Pac-12: 11-7/5th • Home: 8-6 • Away: 8-5 • Neutral: 6-2

Large table with columns: #, PLAYER, G-GS, MIN-AVG, FG-FGA, FG%, 3P-ATT, 3P%, FT-FTA, FT%, OFF, DEF, TOT, AVG, PF-D, AST, TO, BLK, STL, PTS-AVG. Includes individual player stats and team totals.



**QUICK FACTS**

**Location** ..... Salt Lake City, Utah  
**Founded** ..... 1850  
**Enrollment** ..... 32,077  
**Colors** ..... Crimson and White  
**Home Court** ..... Jon M. Huntsman Center (15,000)  
**Press Row Phone** ..... (801) 581-6657  
**President** ..... Dr. David W. Pershing  
**Faculty Representative** ..... Karen Paisley  
**Athletics Director** ..... Dr. Chris Hill  
**Sr. Associate AD/SWA** ..... Mary Bowman  
**Head Coach** ..... Anthony Levrets  
**Sr. Assoc. AD/Communications** ..... Liz Abel  
**Asst. Dir./WBB SID** ..... Mike DeVine  
**Office/Fax** ..... (801) 581-8997/581-4358  
**Cell** ..... (801) 580-4502  
**Email** ..... mdevine@huntsman.utah.edu  
**Website** ..... www.utahutes.com

**YEAR-BY-YEAR RECORD**

(since 1981-82)

Year	Conf.	Place	Overall	Postseason
81-82	7-3		18-11	
82-83	11-1		22-7	NCAA 1st
83-84	9-3		19-12	WNIT
84-85	8-4		16-12	
85-86	11-1		21-8	NCAA 1st
86-87	10-2		20-7	
87-88	9-1		19-9	
88-89	9-1		24-6	NCAA 1st
89-90	6-4		20-10	NCAA 1st
90-91	9-3		20-10	NCAA 1st
91-92	10-4		22-8	
92-93	9-5		19-10	
93-94	9-5		12-14	
94-95	12-2		23-7	NCAA 2nd
95-96	12-2		21-8	NCAA 1st
96-97	15-1		25-6	NCAA 2nd
97-98	11-3		21-6	NCAA 1st
98-99	12-2		21-7	WNIT 1st
99-00	11-3	1	23-8	NCAA 1st
00-01	14-0	1	28-4	NCAA S16
01-02	8-6	5	15-12	
02-03	12-2	1	24-7	NCAA 2nd
03-04	12-2	T1	24-7	
04-05	12-2	T1	26-8	NCAA 2nd
05-06	12-4	2	27-7	NCAA E8
06-07	10-6	5	19-14	WNIT 1st
07-08	16-0	1	27-5	NCAA 1st
08-09	13-3	T1	23-10	NCAA 2nd
09-10	10-6	T3	23-12	WNIT 2nd
10-11	7-9	T4	18-17	NCAA 1st
11-12	8-10	T7	16-16	WNIT 2nd
12-13	8-10	6	23-14	WNIT Final
13-14	4-14	11	12-19	

IAC member from 1974-1982

HCAC member from 1982-1989

Western Athletic Conference member from 1990-1999

Mountain West member from 1999-2011

Pac-12 Conference member since 2012

**LEVRETS' RECORD**

Year	School	Overall	Conf.	Place/Conf
10-11	Utah	18-17	7-9	T4/MWC
11-12	Utah	16-16	8-10	T5/Pac-12
12-13	Utah	23-14	8-10	6/Pac-12
13-14	Utah	12-19	4-14	11/Pac-12
<b>Utah Total (4 yrs)</b>		<b>69-66</b>	<b>27-43</b>	
<b>Career Total (4 yrs)</b>		<b>69-66</b>	<b>27-43</b>	



POTTER



LEVRETS



WICIJOWSKI

**TEAM OUTLOOK**

- Utah returns five starters this season, including two who were starters during the 2012-13 campaign as redshirt senior forward **Taryn Wicijowski** and redshirt sophomore guard **Paige Crozon** both return after being sidelined during 2013-14 with injuries.
- Wicijowski was an Honorable Mention All-Pac-12 Conference pick in 2012-13 after finishing third in the league and 21st in the NCAA with a .523 shooting percentage. She was also eighth among Pac-12 players in scoring and 10th in rebounding.
- The Utes won 23 games in 2012-13 on the strength of the tandem post duo of Wicijowski and honorable mention All-American Michelle Plouffe. But last season, with Wicijowski on the bench and multiple other injuries hampering the team, Utah missed out on the postseason for the first time since 2003-04.
- With Wicijowski back, she will shoulder the responsibility in the post, but the Utes will need someone to step up now that they will be without the program's all-time leading rebounder and second-leading scorer Plouffe.
- Forward **Emily Potter** is a viable option as she shouldered some of the load in Wicijowski's absence, posting double figures in 17 games and averaging 1.4 blocker per game, which ranked third in the Pac-12. She went on to earn Pac-12 All-Freshman team honors.
- Defense will continue to be a big trademark for the team. The Utes were 10-4 last year when holding their opponents below 60 points they were 10-4.



**ANTHONY LEVRETS**

Head Coach • 5th Year at Utah

Alma Mater: Lafayette, 2001

69-66 (.511) at Utah • Overall: 69-66 (.511, 4 Years)

In Levrets' second year in the Pac-12, led the Utes to a 23-14 record and appearance in the WNIT Championship in a game the Utes lost by only three points ... Reached the postseason in three of his four seasons, including a NCAA Tournament appearance in his first year in 2010-11 ... Guided that team to the Mountain West Conference championship game and a No. 15 seed in the NCAA Tournament ... In three years as an assistant prior to his appointment as head coach, the Utes reached the NCAA Tournament in 2008 and 2009 ... Has coached four All-Americans during his tenure with the Utes.

**2014-15 UTAH ROSTER**

No.	Name	POS	HT	YR	EXP	Hometown/High School (Last School)
1	Gabrielle Bowie	G	5-9	FR	HS	San Antonio, Texas/Johnson HS
2	Jada Matthews	F	6-1	FR	HS	Long Beach, Calif./Poly HS
3	Malia Nawahine	F	5-10	SO	1V	Springville, Utah/Springville HS
5	<b>Cheyenne Wilson</b>	G	5-11	SR	3V	Seattle, Wash./Cleveland HS
10	Nakia Arquette	F	6-1	RS SO	1V	Spokane, Wash./Lewis and Clark HS
11	Taryn Wicijowski	F	6-3	RS SR	3V	Regina, Saskatchewan/Nat'l Elite Developmental Acad.
12	<b>Emily Potter</b>	F	6-5	SO	1V	Winnipeg, Manitoba/Glenlawn Collegiate HS
13	Devri Owens	G	5-8	SO	1V	Plano, Texas/Plano West HS
14	Paige Crozon	G	6-1	RS SO	1V	Humboldt, Saskatchewan/Humboldt Collegiate Inst.
20	Katie Kuklok	G	5-10	JR	TR	Poway, Calif./Poway HS (Utah Valley State)
21	Wendy Anae	F	6-3	SO	1V	San Diego, Calif./Cathedral Catholic HS
22	<b>Danielle Rodriguez</b>	G	5-10	JR	2V	Downey, Calif./Warren HS
24	Valerie Nawahine	G	5-9	JR	1V	Springville, Utah/Springville HS (BYU)
32	Tanaeya Boclair	F	6-0	FR	HS	San Antonio, Texas/Brennan HS
33	Joeseta Fatuesi	C	6-4	FR	HS	Santa Clara, Calif./Wilcox HS

**Head Coach:** Anthony Levrets (Lafayette, 2000), 5th year

**Associate Head Coach:** Matt Legerski (Utah, 2001), 12th year

**Assistant Coach:** Velaida Harris (Portland State, 1993), 6th year

**Assistant Coach:** JD Gustin (Western Montana, 1997), 4th year

**Letterwinners R/L:** 10/4

**Starters returning in bold**





2014-15 SCHEDULE

Table with columns: Day, Date, Opponent, TV, Time. Lists games from N14 to M5-8.

\* Pac-12 Conference game. P12N indicates game televised on the Pac-12 Networks. All times local to site & subject to change.

SERIES

Table with columns: Opponent, Games, Record. Lists series against various schools like BYU, Charlotte, etc.

HISTORY

Table with columns: Record, Year. Lists All-Time Record, First Year, Pac-12 Record, etc.

2013-14 RESULTS

Table with columns: Date, Opponent, Score, Hi Points, Hi Reb. Lists game results from N8 to J7.

P12 indicates Pac-12 Tournament game.

2013-14 UTAH STATISTICS

Overall: 12-19, Pac-12: 4-14/11th • Home: 7-8 • Away: 4-8 • Neutral: 1-3

Large table with columns: #, PLAYER, G-GS, MIN-AVG, FG-FGA, FG%, 3P-ATT, 3P%, FT-FTA, FT%, OFF, DEF, TOT, AVG, PF-D, AST, TO, BLK, STL, PTS-AVG. Includes individual player stats and team totals.

**QUICK FACTS**

Location ..... Seattle, Wash.  
 Founded ..... 1861  
 Enrollment ..... 31,474  
 Colors ..... Purple & Gold  
 Home Court ..... Alaska Airlines (10,000)  
 Press Row Phone ..... (206) 543-2230  
 President ..... Michael Young  
 Faculty Representative ..... Roland Dukes  
 Athletics Director ..... Scott Woodward  
 Senior Assoc. AD/SWA ..... Stephanie Rempe  
 Head Coach ..... Mike Neighbors  
 Communications Dir. .... Jeff Bechtold  
 Asst. Dir./WBB SID ..... Ricky Brackett  
 Office/Fax ..... (206) 543-2230/543-5000  
 Cell ..... (206) 790-6368  
 Email ..... rbrack@uw.edu  
 Website ..... www.gohuskies.com

**YEAR-BY-YEAR RECORD**

(since 1981-82)

Year	Conf.	Place	Overall	Postseason
81-82	0-4	3	16-10	
82-83	7-5	4	15-12	
83-84	8-4	4	17-8	
84-85	11-0	1	26-2	
85-86	10-2	1	24-6	
86-87	14-4	2	23-7	NCAA 2nd
87-88	16-2	1	25-5	NCAA 2nd
88-89	15-3	2	23-10	NCAA 2nd
89-90	17-1	T1	28-3	NCAA E8
90-91	15-3	2	24-5	NCAA 2nd
91-92	9-9	6	17-11	
92-93	11-7	3	17-12	NCAA 2nd
93-94	12-6	4	21-8	NCAA 2nd
94-95	13-5	2	25-9	NCAA S16
95-96	10-8	T3	16-13	
96-97	12-6	T4	17-11	NCAA 1st
97-98	9-9	T5	18-10	NCAA 1st
98-99	11-7	5	16-13	WNIT 2nd
99-00	4-14	9	8-22	
00-01	12-6	T1	22-10	NCAA E8
01-02	12-6	T2	19-12	WNIT QF
02-03	13-5	T2	22-8	NCAA 1st
03-04	9-9	6	18-13	WNIT 2nd
04-05	9-9	7	14-16	
05-06	11-7	T4	19-11	NCAA 2nd
06-07	11-7	4	18-13	NCAA 1st
07-08	8-10	6	13-18	
08-09	3-15	10	8-22	
09-10	7-11	T6	13-18	WBI 2nd
10-11	6-12	T7	11-17	
11-12	8-10	T7	20-14	WNIT QF
12-13	11-7	5	21-12	WNIT 2nd
13-14	10-8	6	20-14	WNIT QF

NWBL member from 1977-1982  
 NorPac Conference member from 1982-1986  
 Pac-12 member since 1986



PLUM



NEIGHBORS



DAVIS

**TEAM OUTLOOK**

- In his first year as the Huskies' coach, Mike Neighbors led the Dawgs to their third-consecutive 20-win season and was a finalist for the 2014 Maggie Dixon Rookie Coach of the Year award. UW had not recorded three-consecutive 20-win campaigns since 1991.
- Washington qualified for the WNIT for the third-consecutive year, reaching the quarterfinals after winning 10 Conference games, including a win over then-No. 3 Stanford to end the Cardinal's 58-game road Pac-12 winning streak. The Huskies had three wins over ranked opponents, their most since 2001.
- UW returns senior guard **Jazmine Davis**, a three-time all-conference pick, the team's first since Giuliana Mendiola (2002-04). Davis' career point total of 1,752 points ranks her fourth all-time in program history.
- Washington has depth in scoring ability with sophomore guard **Kelsey Plum** and Davis making up the nation's second-highest scoring backcourt last year at 40.3 ppg. Plum, the second-highest scoring freshman in the country in 2013-14 and Pac-12 Freshman of the Year, gives the team multiple offensive threats. Plum also joined Davis on the all-Conference team.
- Neighbors returns four starters in all, with redshirt junior **Talia Walton** and senior **Aminah Williams** also returning for 2014-15. Both have established themselves as two of the Pac-12's top rebounders, each ranking in the top 10 in the league in rebounding average.
- Because of depth and balance in their roster, UW was picked to finish fourth in 2013-14, but injuries hampered the team from onset of the season. Remaining healthy will be a key factor in UW's success in 2014-15.



**MIKE NEIGHBORS**

Head Coach • 2nd Year at Washington  
 Alma Mater: Arkansas, 1993  
 20-14 (.588) at Washington • Overall: 20-14 (.588, 1 year)

Promoted to head coach of the Huskies on April 21, 2013 after previously serving as the top assistant under former head coach Kevin McGuff for two seasons at Washington ... First head coaching stint for Neighbors who also served under McGuff as an assistant at Xavier for four years, and as an assistant at Colorado and Arkansas ... Known as an excellent recruiter, has helped sign eight All-Americans while nine of his players have been drafted in the WNBA ... The Huskies are coming off three-consecutive 20-win seasons, a feat they have not accomplished since the 1989, 1990 and 1991 seasons.

**NEIGHBOR'S RECORD**

Year	School	Overall	Conf.	Place/Conf
13-14	Washington	20-14	10-8	6/Pac-12
<b>WASH Total (1 yr)</b>		<b>20-14</b>	<b>10-8</b>	
<b>Career Total (1 yr)</b>		<b>20-14</b>	<b>10-8</b>	

**2014-15 WASHINGTON ROSTER**

No.	Name	POS	HT	YR	EXP	Hometown/High School (Last School)
0	Chantel Osahor	F/C	6-2	SO	1V	Phoenix, Ariz./Saint Mary's HS
1	Hannah Johnson	F	6-1	FR	HS	Los Angeles, Calif./Bishop Alemany HS
3	<b>Talia Walton</b>	F	6-2	RS JR	2V	Federal Way, Wash./Federal Way HS
10	<b>Kelsey Plum</b>	G	5-9	SO	1V	Poway, Calif./La Jolla Country Day School
11	Mathilde Gilling	F/C	6-3	JR	2V	Rungsted Kyst, Denmark/Rungsted Gymnasium
13	Katie Collier	F/C	6-3	RS SO	1V	Covington, Wash./Seattle Christian HS
14	Heather Corral	G/F	6-1	JR	2V	Vancouver, Wash./Prairie HS
15	Khalia Lark	G/F	6-0	FR	HS	Irvine, Calif./Mater Dei HS
20	Kelli Kingma	G	5-8	FR	HS	Mill Creek, Wash./Henry M. Jackson HS
21	Brianna Ruiz	G	5-10	RS FR	HS	Sacramento, Calif./Del Oro HS
22	Alexus Atchley	G	5-9	JR	2V	Yorba Linda, Calif./Yorba Linda HS
23	<b>Aminah Williams</b>	F	6-0	SR	3V	Seattle, Wash./Kennedy HS
32	<b>Jazmine Davis</b>	G	5-7	SR	3V	San Jose, Calif./Valley Christian HS
42	Mackenzie Wieburg	G	5-9	FR	HS	Sammamish, Wash./Issaquah HS

**Head Coach:** Mike Neighbors (Arkansas, 1993), 2nd year  
**Associate Head Coach:** Kevin Morrison (Cal Poly, 1994), 4th year  
**Assistant Coach:** Adia Barnes (Arizona, 1998), 4th year  
**Assistant Coach:** Fred Castro (Oklahoma, 2004), 2nd year

**Letterwinners R/L: 7/2**  
**Starters returning in bold**



2014-15 SCHEDULE

Table with columns: Day, Date, Opponent, TV, Time. Rows include games against Oklahoma, South Dakota, Yale, etc.

Thu.-Sat. N27-29... Cancun Challenge, Cancun, Mexico
Thu. N27 vs. Florida State
Fri. N28 vs. Furman
Sat. N29 vs. Hartford

Table with columns: Day, Date, Opponent, TV, Time. Rows include games against Seattle, Portland, San Diego State, UC Riverside, Texas A&M, Arizona State, California, Oregon, Stanford, UCLA, USC, Utah, Washington State, etc.

\* Pac-12 Conference game.
P12N indicates game televised on the Pac-12 Networks.
All times local to site & subject to change.

SERIES

Table listing series records for Florida State, Furman, Grambling, Hartford, Oklahoma, Portland, San Diego State, Seattle, South Dakota, Texas A&M, UC Riverside, Yale.

Table listing series records for Arizona, Arizona State, California, Colorado, Oregon, Oregon State, Stanford, UCLA, USC, Utah, Washington State.

HISTORY

Table listing historical records: All-Time Record, First Year, Pac-12 Record, Pac-12 Tourney, NCAA Record, WNIT Record, WBI Record.

2013-14 RESULTS

Table with columns: Date, Opponent, Score, Hi Points, Hi Reb. Rows include games against St. Marys, Portland, Seattle University, Houston, Texas A&M, Wisconsin, Montana State, Louisiana-Monroe, DePaul, Pittsburgh, UC Irvine, Arizona, Arizona State, Washington State, Utah, Colorado, Oregon State, Oregon, UCLA, USC, California, Stanford, Colorado, Utah, Oregon, Oregon State, Stanford, California, Hawaii, Oregon, San Diego, UTEP.

P12 indicates Pac-12 Tournament game; WNIT indicates WNIT game.

2013-14 WASHINGTON STATISTICS

Overall: 20-14, Pac-12: 10-8/6th • Home: 11-5 • Away: 7-7 • Neutral: 2-2

Large table with columns: #, PLAYER, G-GS, MIN-AVG, FG-FGA, FG%, 3P-ATT, 3P%, FT-FTA, FT%, OFF, DEF, TOT, AVG, PF-D, AST, TO, BLK, STL, PTS-AVG. Rows include Plum, Kelsey; Davis, Jazmine; Walton, Talia; Williams, Aminah; Wetmore, Mercedes; Corral, Heather; Collier, Katie; Osahor, Chantel; Gilling, Mathilde; Atchley, Alexis; TEAM; Total; Opponents.



## QUICK FACTS

**Location** ..... Pullman, Wash.  
**Founded** ..... 1890  
**Enrollment** ..... 19,446  
**Colors** ..... Crimson & Gray  
**Home Court** ..... Beasley Coliseum (11,671)  
**Press Row Phone** ..... (509) 335-2684  
**President** ..... Elson S. Floyd  
**Faculty Representative** ..... Ken Casavant  
**Athletics Director** ..... Bill Moos  
**Associate AD/SWA** ..... Anne McCoy  
**Head Coach** ..... June Daugherty  
**Sports Information Director** ..... Bill Stevens  
**Asst. Dir./WBB SID** ..... Bobby Alworth  
**Office/Fax** ..... (509) 335-5785/335-0267  
**Cell** ..... (951) 452-6129  
**Email** ..... bobby.alworth@wsu.edu  
**Website** ..... www.wsucougars.com

## YEAR-BY-YEAR RECORD

(since 1981-82)

Year	Conf.	Place	Overall	Postseason
81-82	8-7	T2	15-14	
82-83	1-11	9	5-22	
83-84	2-10	T8	7-18	
84-85	3-8	6	9-17	
85-86	4-8	5	11-17	
86-87	2-16	10	10-18	
87-88	6-12	T6	11-17	
88-89	6-12	T8	13-15	
89-90	9-9	T4	17-11	
90-91	10-8	T4	18-11	NCAA 1st
91-92	5-13	8	12-15	
92-93	3-15	T9	7-20	
93-94	3-15	8	8-19	
94-95	9-9	6	16-11	
95-96	8-10	T6	17-12	
96-97	4-14	8	10-17	
97-98	6-12	T7	12-15	
98-99	5-13	8	11-16	
99-00	1-17	10	4-24	
00-01	6-12	9	11-17	
01-02	0-18	10	2-27	
02-03	1-17	10	2-26	
03-04	2-16	10	6-22	
04-05	2-16	9	6-22	
05-06	2-16	10	8-20	
06-07	1-17	10	5-24	
07-08	2-16	10	5-25	
08-09	4-14	T8	11-19	
09-10	2-16	9	8-22	
10-11	6-12	T7	8-23	
11-12	5-13	11	13-20	
12-13	6-12	8	11-20	
13-14	9-9	7	17-17	WNIT 1st

*NWBL member from 1977-1982*  
*NorPac member from 1982-1986*  
*Pac-12 member since 1986*



GALDEIRA



DAUGHERTY



PRESLEY

## TEAM OUTLOOK

- The Cougars earned a trip to the WNIT, their first postseason berth since 1991 after winning 17 games, the most since 1995-1996. WSU notched four wins over ranked teams, including a win over No. 10 Nebraska on the road, and won nine Conference games for the first time since 1994-95. While facing the No. 16-toughest schedule, the Cougs reached the Conference Tournament semifinals for the second time in the last three seasons and received votes in the *USA Today* Coaches' Poll for the first time since 1990-91.
- Washington State welcomes back an experienced group returning four of five starters from last season, and eight overall letterwinners. Head coach **June Daugherty** will also welcome new talent in the form of the seven freshmen.
- Senior **G Tia Presley** and junior **G Lia Galdeira** look to lead the backcourt again this season after becoming the first pair of Cougar teammates to earn all-Conference honors in the same season in program history, and the first to earn all-league nods since 1999. The duo combined to account for 50 percent of the team's scoring offense, which ranked third in the Conference. Presley averaged 19.0 ppg, the fifth highest in the Pac-12 and the third most in WSU single-season history. Galdeira scored 611 points, the third-most in WSU single-season history, and led the team with 61 three-pointers, the eighth-most in the Pac-12, and the third-most in Cougar program history.
- WSU takes on another tough schedule in 2014-15, facing four NCAA Tournament teams in non-conference play, including NCAA Final Four participant Maryland.



### JUNE DAUGHERTY

Head Coach • 8th Year at Washington State

Alma Mater: Ohio State, 1978

73-146 (.333) at Washington State • Overall: 387-360 (.518, 25 Years)

Daugherty enters her eighth season with the Cougars and continues to lead the charge toward a new era in WSU women's basketball ... led the Cougs to its first postseason appearance since 1991 ... WSU won nine league games, the most since 1994-95, and its 17 overall wins were the most in program history since 1995-96 ... Spent 12 seasons at Washington where she posted nearly 200 victories and led the Huskies to six NCAA Tournament appearances ... has coached 19 all-conference performers in her career and one Pac-10 Player of the Year.

## DAUGHERTY'S RECORD

Year	School	Overall	Conf.	Place/Conf
89-90	Boise State	19-12	11-5	T2/Big Sky
90-91	Boise State	11-16	8-8	5/Big Sky
91-92	Boise State	22-7	14-2	1/Big Sky
92-93	Boise State	19-8	9-5	3/Big Sky
93-94	Boise State	23-6	12-2	T1/Big Sky
94-95	Boise State	16-11	10-4	2/Big Sky
95-96	Boise State	12-15	9-5	2/Big Sky
96-97	Washington	17-11	12-6	T4/Pac-10
97-98	Washington	18-10	9-9	5/Pac-10
98-99	Washington	16-13	11-7	5/Pac-10
99-00	Washington	8-22	4-14	9/Pac-10
00-01	Washington	22-10	12-6	T1/Pac-10
01-02	Washington	19-12	12-6	T2/Pac-10
02-03	Washington	22-8	13-5	T2/Pac-10
03-04	Washington	18-13	9-9	6/Pac-10
04-05	Washington	14-16	9-9	7/Pac-10
05-06	Washington	19-11	11-7	T4/Pac-10
06-07	Washington	18-13	11-7	4/Pac-10
07-08	Washington State	5-25	2-16	10/Pac-10
08-09	Washington State	11-19	4-14	T8/Pac-10
09-10	Washington State	8-22	3-15	9/Pac-10
10-11	Washington State	8-23	6-12	T7/Pac-10
11-12	Washington State	13-20	5-13	11/Pac-12
12-13	Washington State	11-20	6-12	8/Pac-12
13-14	Washington State	17-17	9-9	7/Pac-12

**WSU Total (7 yrs)** 73-146 35-91  
**Career Total (25 yrs)** 387-360 221-208  
*(156-184, 18 yrs in Pac-12)*

## 2014-15 WASHINGTON STATE ROSTER

No.	Name	POS	HT	YR	EXP	Hometown/High School (Last School)
0	Ashley Bolston	G	6-2	FR	HS	Medford, Ore./South Medford HS
1	Caila Hailey	G	5-10	FR	HS	Inglewood, Calif./Serra HS
2	Krystle McKenzie	G	5-8	FR	HS	Brisbane, Australia
<b>3</b>	<b>Lia Galdeira</b>	G	5-11	JR	2V	Kamuela, Hawai'i/Konawaena HS
<b>5</b>	<b>Tia Presley</b>	G	5-10	SR	3V	Spokane, Wash./Gonzaga Prep
10	Alexas Williamson	G	5-8	JR	2V	Chino Hills, Calif./Mater Dei HS
<b>11</b>	<b>Dawnyelle Awa</b>	G	5-9	JR	2V	Kealahou, Hawai'i/Konawaena HS
12	Taylor Edmondson	G	5-11	JR	2V	Carlsbad, N.M./Carlsbad HS
15	Ivana Kmetovska	F	6-3	SO	1V	Skopeje, Macedonia/Orce Nikolov
21	Nike McClure	F	6-3	FR	HS	Tenino, Wash./W.F. West HS
22	Pinelopi Pavlopoulou	G	5-8	FR	HS	Athens, Greece/ACS Athens
<b>23</b>	<b>Shalie Dheensaw</b>	F/C	6-4	SR	3V	Victoria, B.C./Claremont Secondary
24	Bianca Banaru	C	6-5	FR	HS	Timisoara, Romania
34	Mariah Cooker	F	6-1	JR	2V	Santa Maria, Calif./Ernest Righetti HS
42	Louise Brown	F	6-2	FR	HS	Melbourne, Australia

**Head Coach:** June Daugherty (Ohio State, 1978), 8th year

**Associate Head Coach:** Mike Daugherty (Ohio State, 1977), 8th year

**Associate Head Coach:** Brian Holsinger (Western Washington, 1997), 8th year

**Assistant Coach:** Ashley Grover (Washington State, 2009), 3rd year

**Letterwinners R/L: 8/3**  
**Starters returning in bold**



## 2014-15 SCHEDULE

Day	Date	Opponent	TV	Time
Sun	N2	Central Methodist		1 p.m. PT
Fri	N12	Dayton		7 p.m. PT
Sun	N16	Idaho State		1 p.m. PT
Wed	N19	Nebraska	P12N	8 p.m. PT
Fri	N21	Seattle		8:30 p.m. PT
Tue	N25	at Hampton		4 p.m. PT
Fri.-Sat.....N28-29...San Juan Shootout, <i>San Juan, P.R.</i>				
Fri	N28	vs. Michigan		9 a.m. PT
Sat	N29	vs. Maryland		5:30 p.m. PT
Thu	D4	at UC Santa Barbara		4 p.m. PT
Tue	D9	at Gonzaga		6 p.m. PT
Sat	D20	Montana State		1 p.m. PT
Mon	D22	at Loyola Marymount		2 p.m. PT
Sat	J3	at Arizona*	P12N	11 a.m. PT
Mon	J5	at Arizona State*	P12N	7 p.m. PT
Fri	J9	California*	P12N	5 p.m. PT
Sun	J11	Stanford*	P12N	1 p.m. PT
Fri	J16	at Oregon State*	P12N	6 p.m. PT
Sun	J18	at Oregon*	P12N	1 p.m. PT
Fri	J23	Utah*		7 p.m. PT
Sun	J25	Colorado*	P12N	1 p.m. PT
Sat	J31	at Stanford*	P12N	12:30 p.m. PT
Mon	F2	at California*	P12N	5 p.m. PT
Fri	F6	Oregon*	P12N	5 p.m. PT
Sun	F8	Oregon State*	P12N	2 p.m. PT
Fri	F13	at Colorado*		6 p.m. PT
Sun	F15	at Utah*	P12N	11 a.m. PT
Fri	F20	at Washington*	P12N	7:30 p.m. PT
Sun	F22	Washington*	P12N	1 p.m. PT
Thu	F26	UCLA*		7 p.m. PT
Sat	F28	USC*	P12N	3 p.m. PT
Thu.-Sun.	M5-8	Pac-12 Tournament, <i>Seattle, Wash.</i>		

\* Pac-12 Conference game.  
P12N indicates game televised on the Pac-12 Networks.  
All times local to site & subject to change.

## SERIES

C. Methodist	1st Mtg
Dayton	0-1
Gonzaga	18-7
Hampton	1st Mtg
Idaho State	3-2
Loy. Marymount	1st Mtg
Maryland	1st Mtg
Michigan	0-1
Montana State	16-13
Nebraska	1-4
Seattle	9-2
UC Santa Barbara	0-1
Arizona	23-33
Arizona State	17-38
California	21-38
Colorado	1-3
Oregon	14-60
Oregon State	30-46
Stanford	0-55
UCLA	7-48
USC	14-43
Utah	2-10
Washington	17-67

## HISTORY

All-Time Record	450-684
First Year	1970-71
Pac-12 Record	122-376
Pac-12 Tourney	3-12
NCAA Record	0-1
WNIT Record	0-0

## 2013-14 RESULTS

Date	Opponent	Score	Hi Points	Hi Reb
N10	Syracuse	L, 65-69	(20)Presley	(13)Dheensaw
N12	at Seattle University	W, 81-72	(19)Galdeira	(8)Dheensaw (8)Cooks/Romberg
N15	at Hawai'i	L, 66-77	(29)Galdeira	(9)Galdeira
N16	vs West Virginia	L, 66-88	(16)Presley	(5)Romberg
N17	vs Ole Miss	W, 79-65	(29)Presley	(8)Galdeira
N22	Fresno State	W, 92-79	(37)Presley	(9)Dheensaw (9)Romberg
N26	at BYU	L, 73-80	(15)Galdeira/Presley	(9)Romberg
N30	at Nebraska	W, 76-72	(17)Presley	(11)Dheensaw
D4	CS Northridge	W, 68-59	(21)Presley	(9)Cooks
D15	at Dayton	L, 76-87	(29)Galdeira	(7)Romberg
D18	UC Riverside	WOT,77-73	(26)Galdeira	(11)Presley
D21	Gonzaga	L, 62-70	(19)Presley	(8)Romberg
J3	Arizona State	W, 85-78	(27)Galdeira	(8)Dheensaw
J5	Arizona	W, 61-59	(16)Galdeira	(9)Romberg
J7	Washington	W, 82-80	(28)Galdeira	(14)Dheensaw
J11	at Washington	W, 85-76	(29)Presley	(13)Dheensaw
J17	Colorado	W, 70-60	(17)Presley	(7)Dheensaw (17)Galdeira
J19	Utah	L, 57-59	(13)Presley	(6)Cooks
J24	at Oregon	L, 66-82	(16)Galdeira	(7)Romberg/Potter
J26	at Oregon State	L, 57-72	(21)Galdeira	(4)Cooks
J31	at USC	W, 79-75	(21)Presley	(11)Dheensaw
F2	at UCLA	L, 72-79	(15)Galdeira	(6)Awa/Romberg (6)Galdeira
F7	Stanford	L, 69-77	(21)Galdeira	(5)Galdeira
F9	California	L, 70-87	(20)Presley	(7)Cooks
F14	at Utah	W, 83-73	(32)Presley	(10)Romberg
F16	at Colorado	W, 80-77	(32)Presley	(12)Romberg
F21	Oregon State	L, 53-67	(18)Galdeira	(7)Potter
F23	Oregon	W, 108-88	(32)Presley	(7)Cooks/Dheensaw
F27	at California	LOT,68-75	(15)Presley	(15)Dheensaw
M1	at Stanford	L, 64-84	(16)Galdeira	(8)Presley
M6	vs Oregon <sup>P12</sup>	W, 107-100	(31)Presley	(11)Dheensaw (31)Galdeira
M7	vs California <sup>P12</sup>	W, 91-83	(28)Galdeira	(7)Galdeira
M8	vs Oregon State <sup>P12</sup>	L, 60-70	(18)Presley	(9)Presley
M19	at Montana <sup>WNIT</sup>	L, 78-90	(22)Galdeira	(7)Romberg/Cooks

P12 indicates Pac-12 Tournament game; WNIT indicates WNIT game.

## 2013-14 WASHINGTON STATE STATISTICS

Overall: 17-17, Pac-12: 9-9/7th • Home: 8-6 • Away: 6-9 • Neutral: 3-2

#	PLAYER	G-GS	MIN-AVG	FG-FGA	FG%	3P-ATT	3P%	FT-FTA	FT%	OFF	DEF	TOT	AVG	PF-D	AST	TO	BLK	STL	PTS-AVG
05	Presley, Tia	34-34	1029-30.3	224-504	.444	37-124	.298	162-227	.714	40	109	149	4.4	113-4	59	58	8	56	647-19.0
	Conference-Only	18-18	562-31.2	110-259	.425	17-59	.288	86-122	.705	14	58	72	4.0	67-3	32	32	1	29	323-17.9
03	Galdeira, Lia	33-33	983-29.8	211-565	.373	62-203	.305	127-187	.679	52	107	159	4.8	86-2	71	70	2	80	611-18.5
	Conference-Only	17-17	499-29.4	103-274	.376	29-95	.305	65-95	.684	22	56	78	4.6	43-0	37	33	0	47	300-17.6
22	Romberg, Sage	34-34	938-27.6	120-280	.429	47-119	.395	22-27	.815	47	153	200	5.9	68-0	45	34	34	31	309-9.1
	Conference-Only	18-18	467-25.9	57-150	.380	25-65	.385	9-13	.692	21	78	99	5.5	39-0	18	21	17	17	148-8.2
23	Dheensaw, Shalie	34-34	874-25.7	97-228	.425	0-0	.000	53-84	.631	93	130	223	6.6	114-5	37	67	38	12	247-7.3
	Conference-Only	18-18	482-26.8	60-123	.488	0-0	.000	25-42	.595	50	68	118	6.6	60-3	22	38	24	7	145-8.1
34	Cooks, Mariah	34-0	547-16.1	71-190	.374	8-34	.235	55-94	.585	43	107	150	4.4	99-3	19	56	6	24	205-6.0
	Conference-Only	18-0	305-16.9	42-111	.378	8-26	.308	31-51	.608	21	59	80	4.4	56-1	13	27	3	15	123-6.8
12	Edmondson, Taylor	30-1	529-17.6	60-167	.359	29-75	.387	13-17	.765	15	34	49	1.6	27-0	27	29	2	10	162-5.4
	Conference-Only	16-1	277-17.3	31-87	.356	13-39	.333	6-8	.750	8	11	19	1.2	11-0	15	14	0	6	81-5.1
11	Awa, Dawnyelle	34-34	978-28.8	61-141	.433	20-55	.364	32-49	.653	31	70	101	3.0	63-1	115	64	8	46	174-5.1
	Conference-Only	18-18	509-28.3	34-81	.420	11-32	.344	14-23	.609	19	39	58	3.2	37-1	59	27	5	26	93-5.2
24	Thomas, Brandi	34-0	292-8.6	27-89	.303	4-20	.200	5-5	1.000	4	26	30	0.9	18-0	13	14	1	7	63-1.9
	Conference-Only	18-0	136-7.6	12-37	.324	2-8	.250	3-3	1.000	4	9	13	0.7	10-0	8	6	1	5	29-1.6
42	Potter, Hana	31-0	338-10.9	25-63	.397	0-0	.000	4-17	.235	38	42	80	2.6	79-2	13	31	7	13	54-1.7
	Conference-Only	15-0	170-11.3	14-35	.400	0-0	.000	0-5	.000	22	21	43	2.9	39-0	4	16	4	4	28-1.9
10	Williamson, Alexas	30-0	306-10.2	15-55	.273	8-27	.296	8-11	.727	13	28	41	1.4	33-0	20	19	0	6	46-1.5
	Conference-Only	18-0	202-11.2	11-33	.333	7-18	.389	6-7	.857	8	19	27	1.5	18-0	12	9	0	6	35-1.9
15	Kmetovska, Iva	12-0	37-3.1	4-7	.571	0-0	.000	0-2	.000	0	3	3	0.3	7-0	0	5	0	0	8-0.7
	Conference-Only	8-0	17-2.1	2-4	.500	0-0	.000	0-0	.000	0	3	3	0.4	2-0	0	3	0	0	4-0.53
TEAM										79	81	160	4.7	0		2			
Total		34		915-2289	.400	215-657	.327	481-720	.668	455	890	1345	39.6	707-17	419	449	106	285	2526-74.3
Conference-Only		18		476-1194	.399	112-342	.327	245-369	.664	228	461	689	38.3	382-8	220	228	59	162	1309-72.7
Opponents		34		897-2129	.421	187-598	.313	601-858	.700	478	1043	1521	44.7	610-	461	557	101	206	2582-75.9
Conference-Only		18		468-1083	.432	90-296	.304	322-478	.674	245	553	798	44.3	324-8	230	297	51	107	1348-74.9

2013-14 FINAL PAC-12 WOMEN'S BASKETBALL STANDINGS

	CONFERENCE					OVERALL						STREAK	LAST 5	TOP 25
	W	L	PCT	H	A	W	L	PCT	H	A	N			
Stanford*%	17	1	.944	9-0	8-1	33	4	.892	16-0	11-2	6-2	L1	4-1	9-2
California#	13	5	.722	6-3	7-2	22	10	.688	11-4	8-3	3-3	L1	4-1	3-6
Oregon State#	13	5	.722	9-0	4-5	24	11	.686	14-1	6-5	4-5	L1	3-2	2-4
Arizona State#	11	7	.611	8-1	3-6	23	10	.697	14-1	5-7	4-2	L1	1-4	3-3
USC^#	11	7	.611	5-4	6-3	22	13	.629	8-6	8-5	6-2	L1	4-1	2-6
Washington\$	10	8	.556	5-4	5-4	20	14	.588	11-5	7-7	2-2	L1	3-2	3-2
Washington State\$	9	9	.500	5-4	5-5	17	17	.500	8-6	6-9	3-2	L1	2-3	4-4
UCLA	7	11	.389	4-5	3-6	13	18	.419	7-6	5-8	1-4	L1	2-3	1-7
Colorado\$	6	12	.333	3-6	3-6	19	15	.559	12-6	6-8	1-1	L1	3-2	0-6
Oregon\$	6	12	.333	5-4	1-8	16	16	.500	14-5	2-10	0-1	L1	3-2	0-4
Utah	4	14	.222	2-7	2-7	12	19	.387	7-8	4-8	1-3	L1	1-4	0-4
Arizona	1	17	.056	1-8	0-9	5	25	.172	4-10	1-13	0-2	L7	1-4	1-4

\* Pac-12 regular-season champion; ^ Pac-12 Tournament champion; % NCAA Final Four participant; # NCAA Tournament participant; \$ WNIT participant



**JOHN R. WOODEN**  
**COACH OF THE YEAR**  
Tara VanDerveer  
Stanford



**FRESHMAN OF THE YEAR**  
Kelsey Plum  
Washington



**PLAYER OF THE YEAR**  
**DEFENSIVE PLAYER OF THE YEAR**  
Chiney Ogwumike  
Stanford

The Pac-12 saw five teams earn NCAA Tournament bids -- the most since 2006 -- while nine total teams participated in postseason play, a Pac-12 record. STANFORD returned to the NCAA Women's Final Four after a one-year absence to make its sixth appearance in the last seven years and marking the Pac-12's seventh-straight national semifinal appearance. The Cardinal earned its 14th-straight Pac-12 regular-season crown, but failed to make the Pac-12 Tournament Championship game for the first time in the event's history after USC pulled off the upset in the semifinals. The Trojans went on to claim the Pac-12 Tournament crown, defeating OREGON STATE, making it the first time a team had won the title after playing four games in four days.

The Trojans made their first appearance in the NCAA Tournament since 2006, while league tournament runner-up OSU also earned its first berth since 1996. Also joining the duo were STANFORD, CALIFORNIA and ARIZONA STATE.

A three-time consensus All-American, STANFORD's Chiney Ogwumike was voted the Pac-12 Player of the Year, as well as the Pac-12 Defensive Player of the Year for the third-straight year. Also named the Pac-12 Scholar-Athlete of the Year, Ogwumike became the first-ever Pac-12 player to be named John R. Wooden National Player of the Year. WASHINGTON's Kelsey Plum was named the Pac-12 Freshman of the Year. STANFORD head coach Tara VanDerveer was named the John R. Wooden Pac-12 Coach of the Year for the 14th time in 27 years at the helm. VanDerveer also became just the fifth women's basketball coach in NCAA history to reach 900 wins.

The Pac-12 also boasted the nation's leading rebounder in Oregon sophomore Jillian Alleyne, who collected a Pac-12 single-season best 476 (16.2 rpg) rebounds, as well as the top-two scoring freshmen in the nation in UO's Chrisae Rowe (21.6 ppg) and Plum (20.9). Alleyne and CALIFORNIA's Brittany Boyd were tabbed *Associated Press* honorable mention selections. OSU head coach Scott Rueck was named WBCA Region 8 Coach of the Year for leading the Beavers to one of their best seasons in program history.

Also of note in 2013-14, Ogwumike broke the all-time scoring record held by former Stanford star Candice Wiggins as she finished her career with 2,737 points in addition to breaking the career rebounding record with 1,567 rebounds and the record for career field goals made, finishing with 1,100 total. She became the third player in Pac-12 history (Sister Nneka Ogwumike was the second, drafted No. 1 in 2012) to be selected as the number one overall pick in the WNBA draft, going to the Connecticut Sun. The Conference's five selections in the draft were the most since 2007.

**PAC-12 PLAYERS OF THE WEEK**

Nov. 12	PLAYER: Chiney Ogwumike, STAN FRESHMAN: Chrisae Rowe, ORE
Nov. 18	PLAYER: Chiney Ogwumike, STAN FRESHMAN: Chrisae Rowe, ORE
Nov. 25	PLAYER: Atonye Nyingifa, UCLA FRESHMAN: Kelsey Plum, WASH
Dec. 2	PLAYER: Chiney Ogwumike, STAN FRESHMAN: Sophie Brunner, ASU
Dec. 9	PLAYER: Arielle Roberson, COLO FRESHMAN: Chrisae Rowe, ORE
Dec. 16	PLAYER: Michelle Plouffe, UTAH FRESHMAN: Emily Potter, UTAH
Dec. 23	PLAYER: Chiney Ogwumike, STAN FRESHMAN: Kelsey Plum, WASH
Dec. 30	PLAYER: Nirra Fields, UCLA FRESHMAN: Chrisae Rowe, ORE
Jan. 6	PLAYER: Chiney Ogwumike, STAN FRESHMAN: Kelsey Plum, WASH
Jan. 13	PLAYER: Chiney Ogwumike, STAN FRESHMAN: Sydney Wiese, OSU
Jan. 20	PLAYER: Cassie Harberts, USC FRESHMAN: Kelsey Plum, WASH
Jan. 27	PLAYER: Jillian Alleyne, ORE FRESHMAN: Chrisae Rowe, ORE
Feb. 3	PLAYER: Chiney Ogwumike, STAN FRESHMAN: Chrisae Rowe, ORE
Feb. 10	PLAYER: Reshanda Gray, CAL FRESHMAN: Kelsey Plum, WASH
Feb. 17	PLAYER: Tia Presley, WSU FRESHMAN: Kelsey Plum, WASH
Feb. 24	PLAYER: Chiney Ogwumike, STAN FRESHMAN: Kelsey Plum, WASH
Mar. 3	PLAYER: Chiney Ogwumike, STAN FRESHMAN: Sydney Wiese OSU

**POSTSEASON RESULTS**

**NCAA TOURNAMENT**  
**FIRST ROUND**

ARIZONA STATE 68, Vanderbilt 61 (Toledo, Ohio)  
CALIFORNIA 64, Fordham 63 (Waco, Texas)  
St. John's 71, USC 68 (Knoxville, Tenn.)  
OREGON STATE 55, Middle Tennessee 36 (Seattle, Wash.)  
STANFORD 81, South Dakota 62 (Ames, Iowa)

**SECOND ROUND**

Notre Dame 84, ARIZONA STATE 67 (Toledo, Ohio)  
Baylor 75, CALIFORNIA 56 (Waco, Texas)  
South Carolina 78, OREGON STATE 69 (Seattle, Wash.)  
STANFORD 63, Florida State 44 (Ames, Iowa)

**SWEET SIXTEEN**

STANFORD 82, Penn State 57 (Stanford, Calif.)

**ELITE EIGHT**

STANFORD 74, North Carolina 65 (Stanford, Calif.)

**FINAL FOUR**

Connecticut 75, STANFORD 56 (Nashville, Tenn.)

**WNIT**  
**FIRST ROUND**

COLORADO 78, TCU 71 (Boulder, Colo.)  
OREGON 90, Pacific 63 (Eugene, Ore.)  
WASHINGTON 67, Hawaii 50 (Seattle, Wash.)  
Montana 90, WASHINGTON STATE 78 (Bozeman, Mont.)

**SECOND ROUND**

COLORADO 79, Southern Utah 68 (Boulder, Colo.)  
WASHINGTON 93, OREGON 85 (Seattle, Wash.)

**THIRD ROUND**

UTEP 68, COLORADO 60 (El Paso, Texas)  
WASHINGTON 62, San Diego 55 (Seattle, Wash.)

**QUARTERFINAL ROUND**

UTEP 70, WASHINGTON 63 (El Paso, Texas)

**FINAL NATIONAL RANKINGS**

	AP	WBCA
Stanford.....	6	3
California.....	24	20
USC.....	25	RV
Oregon State.....	RV	25
Arizona State.....	RV	RV

**ALL-PAC-12 TEAM**

Name	School	Pos.	Yr.	Hometown
Jillian Alleyne	Oregon	F	So.	Fontana, Calif.
Brittany Boyd**	California	G	Jr.	Berkeley, Calif.
Jazmine Davis***	Washington	G	Jr.	San Jose, Calif.
Nirra Fields	UCLA	G	So.	Montreal, Canada
Lia Galdeira	Washington State	G	So.	Kamuela, Hawai'i
Reshanda Gray	California	F	Jr.	Los Angeles, Calif.
Cassie Harberts**	USC	F	Sr.	San Clemente, Calif.
Deja Mann	Arizona State	G	RS-Sr.	Merced, Calif.
Atonye Nyingifa**	UCLA	F	Sr.	Torrance, Calif.
Chiney Ogwumike****	Stanford	F	Sr.	Cypress, Texas
Amber Orrange**	Stanford	G	Jr.	Houston, Texas
Michelle Plouffe**	Utah	F	Sr.	Edmonton, Alberta
Kelsey Plum	Washington	G	Fr.	Poway, Calif.
Tia Presley	Washington State	G	Jr.	Spokane, Wash.
Sydney Wiese	Oregon State	F	Fr.	Phoenix, Ariz.

\*\*two-time All-Pac-12 honoree; \*\*\*three-time All-Pac-12 honoree

**HONORABLE MENTION (receiving at least one point):** Ariya Crook, USC (G, Jr.); Ruth Hamblin, OSU (C, So.); Afure Jemerigbe, CAL (G, Sr.); Courtney Range, CAL (F, Fr.); Jen Reese, COLO (F, Jr.); Arielle Roberson, COLO (F, RS-So.); Chrishae Rowe, ORE (G, Fr.); Mikaela Ruef, STAN (F, Sr.); Ariel Thomas, ORE (G., Sr.); Jamie Weisner OSU (G, So.).

**PAC-12 ALL-FRESHMAN TEAM**

Name	School	Pos.	Ht.	Hometown
Kelsey Plum	Washington	G	5-9	Poway, Calif.
Sydney Wiese	Oregon State	G	6-0	Phoenix, Ariz.
Chrishae Rowe	Oregon	G	5-10	Corona, Calif.
Lili Thompson	Stanford	G	5-7	Mansfield, Texas
Emily Potter	Utah	F	6-5	Winnipeg, Manitoba

**HONORABLE MENTION (receiving at least one point):** Sophie Brunner, ASU; Karlie Samuelson, STAN; Kelsey Moos, ASU; Courtney Range, CAL; Gabriella Hanson, OSU; Courtney Jaco, USC.

**PAC-12 ALL-DEFENSIVE TEAM**

Name	School	Pos.	Yr.	Hometown
Promise Amukamara	Arizona State	G	Jr.	Glendale, Ariz.
Brittany Boyd	California	G	Jr.	Berkeley, Calif.
Ruth Hamblin	Oregon State	C	So.	Houston, B.C.
Chiney Ogwumike	Stanford	F	Sr.	Cypress, Texas
Michelle Plouffe	Utah	F	Sr.	Edmonton, Alberta

**HONORABLE MENTION (receiving at least one vote):** Brianna Barrett, USC (G, So.); Corinne Costa, UCLA (F/C, RSJr.); Lia Galdeira, WSU (G, So.); Afure Jemerigbe, CAL (G, Jr.); Amber Orrange, STAN (G, Jr.); Arielle Roberson, COLO; (F, RS-So.); Alexyz Vaiioletama, USC (F, Jr.); Mercedes Wetmore, WASH (G, Sr.); Aminah Williams, WASH (F, Jr.); Ashley Wilson, COLO (G, Sr.); Brittany Wilson, COLO (G, Sr.).

**ACADEMIC ALL-PAC-12 TEAM**

First Team Name	School	Yr.	GPA	Major
Joy Burke	Arizona State	RS Sr.	3.72	Master's in Communication Studies
Ruth Hamblin	Oregon State	So..	3.98	Pre-Mechanical Engineering
Lexy Kresl	Colorado	Jr.	3.63	Integrative Physiology
Chiney Ogwumike	Stanford	Sr.	3.46	International Relations
Laura Stanulis	Oregon	RS Sr.	3.53	Physiology

**SECOND TEAM**

Name	School	Yr.	GPA	Major
Elisha Davis	Arizona State	So..	3.65	Communication
Deja Mann	Arizona State	RS Sr.	3.50	Master's in Liberal Studies
Bonnie Samuelson	Stanford	Jr..	3.42	Human Biology
Samantha Siegner	Oregon State	So.	3.66	Digital Communication Arts
Mercedes Wetmore	Washington	Sr.	3.46	Communications

**HONORABLE MENTION:** Jordan Adams, So., USC; Jillian Alleyne, So., ORE; Promise Amukamara, Jr., ASU; Nakia Arquette, RS So., UTAH; Mariah Cooks, So., WSU; Amanda Delgado, Jr., ORE; Ciera Dunbar, Jr., UTAH; Destinie Gibbs, So., USC; Mathilde Gilling, So., WASH; Alex Green, RS So., STAN; Taylor Greenfield, Jr., STAN; Cassie Harberts, Sr., USC; Rachel Hargis, Sr., COLO; Katie Hempen, RS So., ASU; Lauren Huggins, RS Fr., COLO; Deven Hunter, So., OSU; Sara James, Sr., STAN; Thea Lemberger, Sr., UCLA; Danielle Love, Sr., ORE; Mikayla Lyles, Sr., CAL; Alyssa Martin, Sr., OSU; Eliza Normen, Rs. So., ASU ; Atonye Nyingifa, RS Sr., UCLA; Kate Oliver, Sr., USC; Amber Orrange, Jr., STAN; Lexi Petersen, RS So., ORE; Michelle Plouffe, Sr., UTAH; Danielle Rodriguez, So., UTAH ; Sage Romberg, Sr., WSU; Mikaela Ruef, RS Sr., STAN; Jamie Weisner, So., OSU; Aminah Williams, Jr., WASH.

**PAC-12 SCHOLAR-ATHLETE OF THE YEAR**

Chiney Ogwumike, Sr., Stanford

**POSTSEASON HONORS**

**WBCA WADE TROPHY**

**Preseason Candidates**

Brittany Boyd, CAL; Gennifer Brandon, CAL; Chiney Ogwumike, STAN

**JOHN R. WOODEN AWARD**

**Preseason Candidates:**

Brittany Boyd, CAL; Gennifer Brandon, CAL; Jazmine Davis, WASH; Cassie Harberts, USC; Chiney Ogwumike, STAN

**Midseason Candidates:**

Brittany Boyd, CAL; Chiney Ogwumike, STAN

**JOHN R. WOODEN AWARD PLAYER OF THE YEAR**

Chiney Ogwumike, Stanford

**NAISMITH AWARD WATCH LIST**

**Preseason Candidates:** Brittany Boyd, CAL; Gennifer Brandon, CAL; Jazmine Davis, WASH; Cassie Harberts, USC; Chiney Ogwumike, STAN; Michelle Plouffe, UTAH

**Finalist:**

Chiney Ogwumike, STAN

**SENIOR CLASS AWARD**

**Preseason Candidates:** Gennifer Brandon, CAL; Cassie Harberts, USC; Chiney Ogwumike, STAN; Michelle Plouffe, UTAH

**SENIOR CLASS ALL-AMERICAN**

Chiney Ogwumike, Stanford ..... 1st team

**PRESEASON ALL-AMERICA**

Chiney Ogwumike, Stanford.....AP

**NANCY LIEBERMAN AWARD WATCH LIST**

**FINALISTS**

Brittany Boyd, California

Amber Orrange, Stanford

**ESPNW NATIONAL PLAYER OF THE WEEK**

Michelle Plouffe, UTAH.....Dec. 16

Chiney Ogwumike, STAN.....Dec. 23

**COSIDA ACADEMIC ALL-DISTRICT 8**

Ruth Hamblin, Oregon State

Chiney Ogwumike, Stanford

**COSIDA ACADEMIC ALL-AMERICA & ACADEMIC ALL-AMERICAN OF THE YEAR**

Chiney Ogwumike, Stanford

**ROBIN ROBERTS/ WBCA BROADCASTING SCHOLARSHIP**

Mikayla Lyles, California

**WBCA ALL-REGION 8**

Brittany Boyd, California

Cassie Harberts, USC

Chiney Ogwumike, Stanford

Michelle Plouffe, Utah

**ESPN ALL-AMERICAN**

Chiney Ogwumike, Stanford

**USBWA ALL-AMERICAN**

Chiney Ogwumike, Stanford

**JOHN R. WOODEN ALL-AMERICAN**

Chiney Ogwumike, Stanford

**WBCA ALL-AMERICAN**

Chiney Ogwumike, Stanford

**ASSOCIATED PRESS ALL-AMERICAN**

Chiney Ogwumike, Stanford .....1st Team

Jillian Alleyne, Oregon ..... HM

Brittany Boyd, California ..... HM

**WBCA REGION 8 COACH OF THE YEAR**

Scott Rueck, Oregon State

**WBCA MAGGIE DIXON**

**ROOKIE COACH OF THE YEAR FINALIST**

Mike Neighbors, Washington

## SCORING

##	Player-Team	Cl	G	FG	3FG	FT	Pts	Avg/G
1.	Ogwumike, Chiney-STAN	SR	37	402	4	159	967	26.1
2.	Rowe, Chrishae-ORE	FR	32	246	81	117	690	21.6
3.	Alleynes, Jillian-ORE	SO	32	247	0	190	684	21.4
4.	Plum, Kelsey-WASH	FR	34	214	81	203	712	20.9
5.	Presley, Tia-WSU	JR	34	224	37	162	647	19.0
6.	Davis, Jazmine-WASH	JR	34	205	82	147	639	18.8
7.	Galdeira, Lia-WSU	SO	33	211	62	127	611	18.5
8.	Plouffe, Michelle-UTAH	SR	29	187	30	130	534	18.4
9.	Nyingifa, Atonye-UCLA	SR	31	206	1	152	565	18.2
10.	Fields, Nirra-UCLA	SO	31	197	50	102	546	17.6
11.	Gray, Reshanda-CAL	JR	32	205	0	129	539	16.8
12.	Crook, Ariya-USC	JR	31	152	69	118	491	15.8
13.	Harberts, Cassie-USC	SR	35	203	0	133	539	15.4
14.	Lemberger, Thea-UCLA	SR	29	136	49	115	436	15.0
15.	Boyd, Brittany-CAL	JR	31	151	18	137	457	14.7
16.	Wiese, Sydney-OSU	FR	35	163	112	62	500	14.3
17.	Loper, Katelyn-ORE	JR	28	130	83	40	383	13.7
18.	Thomas, Ariel-ORE	SR	28	119	42	100	380	13.6
19.	Jemerigbe, Afure-CAL	SR	32	133	34	87	387	12.1
20.	Roberson, Arielle-COLO	SO	32	143	14	85	385	12.0

## REBOUNDING

##	Player-Team	Cl	G	OFF	DEF	TOT	Avg/G
1.	Alleynes, Jillian-ORE	SO	32	216	303	519	16.2
2.	Ogwumike, Chiney-STAN	SR	37	165	281	446	12.1
3.	Plouffe, Michelle-UTAH	SR	29	62	244	306	10.6
4.	Williams, Aminah-WASH	JR	34	127	227	354	10.4
5.	Ruef, Mikaela-STAN	SR	37	78	267	345	9.3
6.	Gray, Reshanda-CAL	JR	32	105	176	281	8.8
7.	Nyingifa, Atonye-UCLA	SR	31	107	159	266	8.6
8.	Hamblin, Ruth-OSU	SO	35	95	204	299	8.5
9.	Roberson, Arielle-COLO	SO	32	109	157	266	8.3
10.	Walton, Talia-WASH	SO	33	37	222	259	7.8

## FIELD GOAL PCT (Min. 3.0 made per game)

##	Player-Team	Cl	G	FG	FGA	Pct
1.	Ogwumike, Chiney-STAN	SR	37	402	669	.601
2.	Gray, Reshanda-CAL	JR	32	205	347	.591
3.	Hamblin, Ruth-OSU	SO	35	141	247	.571
4.	Alleynes, Jillian-ORE	SO	32	247	446	.554
5.	Swan, Jamee-COLO	SO	34	106	210	.505
6.	Reese, Jen-COLO	JR	27	129	267	.483
7.	Orange, Amber-STAN	JR	37	143	301	.475
8.	Potter, Emily-UTAH	FR	31	141	307	.459
9.	Roberson, Arielle-COLO	SO	32	143	312	.458
10.	Harberts, Cassie-USC	SR	35	203	448	.453

## ASSISTS

##	Player-Team	Cl	G	Assists	Avg/G
1.	Boyd, Brittany-CAL	JR	31	185	5.97
2.	Orange, Amber-STAN	JR	37	166	4.49
3.	Rodriguez, Danielle-UTAH	SO	31	133	4.29
4.	Wetmore, Mercedes-WASH	SR	34	144	4.24
5.	Wiese, Sydney-OSU	FR	35	141	4.03
6.	Lemberger, Thea-UCLA	SR	29	115	3.97
7.	Thomas, Ariel-ORE	SR	28	97	3.46
8.	Awa, Dawnielle-WSU	SO	34	115	3.38
9.	Ruef, Mikaela-STAN	SR	37	121	3.27
10.	Davis, Jazmine-WASH	JR	34	109	3.21

## FREE THROW PCT (Min. 2.0 made per game)

##	Player-Team	Cl	G	FTM	FTA	Pct
1.	Mann, Deja-ASU	SR	33	78	90	.867
2.	Plum, Kelsey-WASH	FR	34	203	240	.846
3.	Kresl, Lexy-COLO	JR	31	69	82	.841
4.	Thomas, Ariel-ORE	SR	28	100	119	.840
5.	Crook, Ariya-USC	JR	31	118	148	.797
6.	Jemerigbe, Afure-CAL	SR	32	87	111	.784
7.	Lemberger, Thea-UCLA	SR	29	115	148	.777
8.	Reese, Jen-COLO	JR	27	58	78	.744
9.	Gray, Reshanda-CAL	JR	32	129	174	.741
10.	Thomas, Adrienne-ASU	SR	33	132	179	.737

## STEALS

##	Player-Team	Cl	G	Steals	Avg/G
1.	Boyd, Brittany-CAL	JR	31	89	2.87
2.	Galdeira, Lia-WSU	SO	33	80	2.42
3.	Nyingifa, Atonye-UCLA	SR	31	70	2.26
4.	Rowe, Chrishae-ORE	FR	32	72	2.25
5.	Fields, Nirra-UCLA	SO	31	67	2.16
6.	Plouffe, Michelle-UTAH	SR	29	61	2.10
7.	Violetama, Alexyz-USC	JR	35	63	1.80
8.	Love, Danielle-ORE	SR	30	51	1.70
9.	Lemberger, Thea-UCLA	SR	29	49	1.69
10.	Presley, Tia-WSU	JR	34	56	1.65

## 3-POINT FG PCT (Min. 1.0 made per game)

##	Player-Team	Cl	G	3FG	FGA	Pct
1.	Wiese, Sydney-OSU	FR	35	112	264	.424
2.	Thompson, Lili-STAN	FR	36	46	109	.422
3.	Samuelson, Bonnie-STAN	JR	35	63	155	.406
4.	Bradley, Desiree-USC	SR	33	35	87	.402
5.	Thomas, Ariel-ORE	SR	28	42	106	.396
6.	Romberg, Sage-WSU	SR	34	47	119	.395
7.	Wilson, Cheyenne-UTAH	JR	31	44	115	.383
8.	Mann, Deja-ASU	SR	33	50	135	.370
9.	Plum, Kelsey-WASH	FR	34	81	221	.367
10.	Griffitts, Kama-ARIZ	SR	30	50	137	.365

## 3-POINT FG MADE

##	Player-Team	Cl	G	3FG	Avg/G
1.	Wiese, Sydney-OSU	FR	35	112	3.20
2.	Loper, Katelyn-ORE	JR	28	83	2.96
3.	Rowe, Chrishae-ORE	FR	32	81	2.53
4.	Davis, Jazmine-WASH	JR	34	82	2.41
5.	Plum, Kelsey-WASH	FR	34	81	2.38
6.	Crook, Ariya-USC	JR	31	69	2.23
7.	Galdeira, Lia-WSU	SO	33	62	1.88
8.	Samuelson, Bonnie-STAN	JR	35	63	1.80
9.	Lemberger, Thea-UCLA	SR	29	49	1.69
10.	Griffitts, Kama-ARIZ	SR	30	50	1.67

## BLOCKED SHOTS

##	Player-Team	Cl	G	Blocks	Avg/G
1.	Hamblin, Ruth-OSU	SO	35	141	4.03
2.	Ogwumike, Chiney-STAN	SR	37	66	1.78
3.	Walton, Talia-WASH	SO	33	47	1.42
4.	Potter, Emily-UTAH	FR	31	43	1.39
5.	Alleynes, Jillian-ORE	SO	32	36	1.13
6.	Dheensaw, Shalie-WSU	JR	34	38	1.12
7.	Jones, LaBrittney-ARIZ	FR	30	32	1.07
8.	Swan, Jamee-COLO	SO	34	36	1.06
9.	Roberson, Arielle-COLO	SO	32	33	1.03
10.	Romberg, Sage-WSU	SR	34	34	1.00

## ASSIST/TURNOVER RATIO (Min. 3.0 assists/game)

##	Player-Team	Cl	G	Asst	Avg	Turn	Avg	Ratio
1.	Orrange, Amber-STAN	JR	37	166	4.5	57	1.5	2.91
2.	Wetmore, Mercedes-WASH	SR	34	144	4.2	70	2.1	2.06
3.	Rodriguez, Danielle-UTAH	SO	31	133	4.3	71	2.3	1.87
4.	Thomas, Ariel-ORE	SR	28	97	3.5	52	1.9	1.87
5.	Awa, Dawnielle-WSU	SO	34	115	3.4	64	1.9	1.80
6.	Ruef, Mikaela-STAN	SR	37	121	3.3	69	1.9	1.75
7.	Boyd, Brittany-CAL	JR	31	185	6.0	119	3.8	1.55
8.	Crutchfield, Carissa-ARIZ	SR	29	91	3.1	59	2.0	1.54

## OFFENSIVE REBOUNDS

##	Player-Team	Cl	G	No.	Avg/G
1.	Alleynes, Jillian-ORE	SO	32	216	6.75
2.	Ogwumike, Chiney-STAN	SR	37	165	4.46
3.	Williams, Aminah-WASH	JR	34	127	3.74
4.	Nyingifa, Atonye-UCLA	SR	31	107	3.45
5.	Roberson, Arielle-COLO	SO	32	109	3.41
6.	Gray, Reshanda-CAL	JR	32	105	3.28
7.	Brunner, Sophie-ASU	FR	33	106	3.21
8.	Harberts, Cassie-USC	SR	35	104	2.97
9.	Dheensaw, Shalie-WSU	JR	34	93	2.74
10.	Hamblin, Ruth-OSU	SO	35	95	2.71

## DEFENSIVE REBOUNDS

##	Player-Team	Cl	G	No.	Avg/G
1.	Alleynes, Jillian-ORE	SO	32	303	9.47
2.	Plouffe, Michelle-UTAH	SR	29	244	8.41
3.	Ogwumike, Chiney-STAN	SR	37	281	7.59
4.	Ruef, Mikaela-STAN	SR	37	267	7.22
5.	Walton, Talia-WASH	SO	33	222	6.73
6.	Williams, Aminah-WASH	JR	34	227	6.68
7.	Hamblin, Ruth-OSU	SO	35	204	5.83
8.	Boyd, Brittany-CAL	JR	31	176	5.68
9.	Gray, Reshanda-CAL	JR	32	176	5.50
10.	Violetama, Alexyz-USC	JR	35	182	5.20

## MINUTES PLAYED

##	Player-Team	Cl	G	Min	Avg/G
1.	Lemberger, Thea-UCLA	SR	29	1094	37.72
2.	Wetmore, Mercedes-WASH	SR	34	1279	37.62
3.	Plum, Kelsey-WASH	FR	34	1268	37.29
4.	Nyingifa, Atonye-UCLA	SR	31	1148	37.03
5.	Davis, Jazmine-WASH	JR	34	1233	36.26
6.	Rodriguez, Danielle-UTAH	SO	31	1090	35.16
7.	Plouffe, Michelle-UTAH	SR	29	1012	34.90
8.	Fields, Nirra-UCLA	SO	31	1080	34.84
9.	Wiese, Sydney-OSU	FR	35	1198	34.23
10.	Ogwumike, Chiney-STAN	SR	37	1250	33.78



**SCORING OFFENSE** .....G . . . Pts .....Avg/G

1. Oregon	32	2981	93.2
2. Stanford	37	2839	76.7
3. Washington State	34	2526	74.3
4. Washington	34	2462	72.4
5. Oregon State	35	2466	70.5
6. Arizona State	33	2304	69.8
7. California	32	2232	69.8
8. Colorado	34	2352	69.2
9. USC	35	2350	67.1
10. UCLA	31	1976	63.7
11. Utah	31	1846	59.5
12. Arizona	30	1736	57.9

**SCORING DEFENSE** .....G . . . Pts .....Avg/G

1. Stanford	37	2226	60.2
2. Oregon State	35	2134	61.0
3. Utah	31	1967	63.5
4. Colorado	34	2159	63.5
5. USC	35	2260	64.6
6. Arizona State	33	2167	65.7
7. California	32	2111	66.0
8. Arizona	30	1981	66.0
9. UCLA	31	2125	68.5
10. Washington	34	2443	71.9

**SCORING MARGIN** .....OFF . . . DEF ..... Margin

1. Stanford	76.7	60.2	+16.6
2. Oregon State	70.5	61.0	+9.5
3. Colorado	69.2	63.5	+5.7
4. Arizona State	69.8	65.7	+4.2
5. Oregon	93.2	89.1	+4.1
6. California	69.8	66.0	+3.8
7. USC	67.1	64.6	+2.6
8. Washington	72.4	71.9	+0.6
9. Washington State	74.3	75.9	-1.6
10. Utah	59.5	63.5	-3.9

**FREE THROW PCT** .....FTM . . . FTA ..... Pct

1. Oregon	610	830	735
2. Washington	521	735	709
3. Stanford	465	666	698
4. Colorado	538	785	685
5. Arizona State	551	807	683
6. Arizona	305	451	676
7. UCLA	427	636	671
8. USC	496	739	671
9. Utah	340	508	669
10. Washington State	481	720	668
11. California	496	746	665
12. Oregon State	424	648	654

**FIELD GOAL PCT** .....FG . . . FGA ..... Pct

1. Stanford	1066	2269	470
2. Oregon State	877	2016	435
3. Arizona State	804	1912	421
4. Colorado	835	2009	416
5. USC	842	2038	413
6. Washington State	915	2289	400
7. California	804	2019	398
8. Oregon	1035	2608	397
9. Arizona	661	1686	392
10. Utah	667	1706	391
11. Washington	833	2137	390
12. UCLA	714	1856	385

**FIELD GOAL PCT DEFENSE** ...FG . . . FGA ..... Pct

1. Oregon State	765	2211	346
2. Stanford	814	2282	357
3. Colorado	705	1908	369
4. Washington	890	2304	386
5. Utah	685	1769	387
6. USC	788	2025	389
7. California	784	2008	390
8. UCLA	766	1851	414
9. Arizona	722	1717	421
10. Washington State	897	2129	421
11. Arizona State	820	1867	439
12. Oregon	1054	2371	445

**3-POINT FG PCT** .....FG . . . FGA ..... Pct

1. Oregon State	288	781	369
2. Stanford	242	669	362
3. Arizona	109	306	356
4. USC	170	497	342
5. Washington	275	810	340
6. Utah	172	512	336
7. Arizona State	145	443	327
8. Washington State	215	657	327
9. UCLA	121	397	305
10. Oregon	301	1004	300
11. Colorado	144	482	299
12. California	128	466	275

**3-PT FG PCT DEFENSE** .....FG . . . FGA ..... Pct

1. Oregon State	124	439	282
2. USC	161	558	289
3. Stanford	207	675	307
4. California	164	526	312
5. Arizona State	105	336	313
6. Washington State	187	598	313
7. Utah	140	446	314
8. Colorado	169	527	321
9. Washington	242	748	324
10. UCLA	184	568	324
11. Oregon	245	751	326
12. Arizona	183	546	335

**REBOUNDING** .....G . . . Reb .....Avg/G

1. Oregon	32	1633	51.0
2. California	32	1401	43.8
3. Oregon State	35	1524	43.5
4. Stanford	37	1578	42.6
5. Colorado	34	1408	41.4
6. Washington	34	1401	41.2
7. Washington State	34	1345	39.6
8. Arizona State	33	1268	38.4
9. USC	35	1333	38.1
10. UCLA	31	1150	37.1
11. Utah	31	1146	37.0
12. Arizona	30	1020	34.0

**REBOUNDING MARGIN** .....Team . . . Opp ..... Margin

1. Stanford	1578	1285	+7.9
2. Oregon State	1524	1290	+6.7
3. Oregon	1633	1420	+6.7
4. California	1401	1235	+5.2
5. Colorado	1408	1239	+5.0
6. Arizona State	1268	1141	+3.8
7. USC	1333	1315	+0.5
8. Utah	1146	1169	-0.7
9. Washington	1401	1539	-4.1
10. UCLA	1150	1279	-4.2
11. Arizona	1020	1168	-4.9
12. Washington State	1345	1521	-5.2

**BLOCKED SHOTS** .....G . . . Blocks .....Avg/G

1. Oregon State	35	221	6.31
2. Colorado	34	143	4.21
3. UCLA	31	117	3.77
4. Stanford	37	131	3.54
5. Oregon	32	112	3.50
6. Washington	34	117	3.44
7. Utah	31	106	3.42
8. California	32	101	3.16
9. Washington State	34	106	3.12
10. USC	35	99	2.83
11. Arizona	30	64	2.13
12. Arizona State	33	69	2.09

**ASSISTS** .....G . . . Asssts .....Avg/G

1. Stanford	37	655	17.70
2. Oregon	32	482	15.06
3. Oregon State	35	507	14.49
4. USC	35	506	14.46
5. Arizona State	33	457	13.85
6. Colorado	34	469	13.79
7. Utah	31	417	13.45
8. UCLA	31	402	12.97
9. Washington	34	437	12.85
10. California	32	406	12.69
11. Washington State	34	419	12.32
12. Arizona	30	344	11.47

**STEALS** .....G . . . Steals .....Avg/G

1. Oregon	32	327	10.22
2. USC	35	307	8.77
3. Washington State	34	285	8.38
4. Colorado	34	277	8.15
5. Arizona State	33	267	8.09
6. UCLA	31	248	8.00
7. California	32	236	7.38
8. Washington	34	224	6.59
9. Arizona	30	193	6.43
10. Stanford	37	214	5.78
11. Oregon State	35	195	5.57
12. Utah	31	158	5.10

**TURNOVER MARGIN** .....Team . . . Opp ..... Margin

1. Washington State	449	557	+3.18
2. UCLA	430	506	+2.45
3. Oregon	500	548	+1.50
4. USC	543	576	+0.94
5. Arizona State	562	591	+0.88
6. Stanford	457	471	+0.38
7. Arizona	452	462	+0.33
8. Washington	443	440	-0.09
9. Colorado	559	555	-0.12
10. California	476	462	-0.44
11. Utah	422	339	-2.68
12. Oregon State	567	386	-5.17

**ASSIST/TURNOVER RATIO** .....A . . . T ..... Ratio

1. Stanford	655	457	1.43
2. Utah	417	422	0.99
3. Washington	437	443	0.99
4. Oregon	482	500	0.96
5. UCLA	402	430	0.93
6. Washington State	419	449	0.93
7. USC	506	543	0.93
8. Oregon State	507	567	0.89
9. California	406	476	0.85
10. Colorado	469	559	0.84
11. Arizona State	457	562	0.81
12. Arizona	344	452	0.76

**TEAM**

**MOST POINTS**

- 131 ..... Oregon vs CSU Bakersfield 11/9
- 130 ..... Oregon vs Southern 12/18

**MARGIN OF VICTORY**

- 50 (83-33)..... Colorado vs Alcorn State 11/15
- 45 (94-49)..... Oregon State vs Corban 11/8

**MOST REBOUNDS**

- 68 ..... Oregon vs CSU Bakersfield 11/09
- 67 ..... Oregon vs Sacramento State 11/17

**MOST FIELD GOALS MADE**

- 45 ..... USC vs Oregon 1/19
- 43 ..... Oregon vs CSU Bakersfield 11/09
- 43 ..... Oregon vs Cal Poly 12/20

**MOST FIELD GOAL ATTEMPTS**

- 102 ..... Oregon vs Southern 12/18
- 101 ..... Oregon vs CSU Bakersfield 11/09
- 101 ..... Oregon at California 1/5

**HIGHEST FIELD GOAL PERCENTAGE**

- .643 (45-70)..... USC vs Oregon 1/19
- .635 (40-63)..... Stanford at Arizona 1/17

**MOST 3-POINT FG MADE**

- 20 ..... Oregon vs CSU Bakersfield 11/09
- 17 ..... Oregon State vs Loyola Marymount 11/21

**MOST 3-POINT FG ATTEMPTS**

- 52 ..... Oregon vs Southern 12/18
- 42 ..... Oregon vs CSU Bakersfield 11/09
- 42 ..... Oregon at UCLA 01/17

**HIGHEST 3-PT PERCENTAGE**

- .700 (7-10)..... Stanford vs Oregon State 01/05

**MOST FREE THROWS MADE**

- 38 ..... Washington vs Colorado 01/19
- 36 ..... Oregon vs Southern 12/18

**MOST FREE THROW ATTEMPTS**

- 49 ..... Arizona State vs North Carolina 11/29
- 46 ..... Washington vs Colorado 01/19

**HIGHEST FREE THROW PERCENTAGE**

- 1.000 (11-11).... USC at Arizona 1/12
- 1.000 (10-10).... Oregon State vs Notre Dame 12/29
- 1.000 (7-7)..... Oregon State vs Arizona State 3/2
- 1.000 (4-4)..... Utah at UCLA 01/03
- 1.000 (4-4)..... UCLA at Stanford 01/24

**MOST ASSISTS**

- 33 ..... USC vs Oregon 1/19
- 29 ..... UCLA at Oregon 02/17

**MOST STEALS**

- 24 ..... Oregon vs Southern 12/18
- 20 ..... Oregon vs Portland State 12/14

**MOST BLOCKED SHOTS**

- 14 ..... Colorado vs Southern Utah 3/22
- 12 ..... Stanford vs New Mexico 12/16
- 12 ..... UCLA at USC 2/8

**INDIVIDUAL**

**MOST POINTS**

- 43 ..... Reshanda Gray, CAL vs WSU 2/27
- 41 ..... Chrishae Rowe, ORE at Seattle U. 12/4
- 39 ..... Chrishae Rowe, ORE at ASU 2/2
- 38 ..... Chrishae Rowe, ORE vs Utah 2/8
- 38 ..... Kelsey Plum, WASH vs Oregon 2/21

**MOST REBOUNDS**

- 25 ..... Jillian Alleyne, ORE vs Washington 1/26
- 25 ..... Jillian Alleyne, ORE vs Washington 3/24
- 24 ..... Jillian Alleyne, ORE vs USC 2/14
- 22 ..... Mikaela Ruef, STAN at Washington 2/9
- 22 ..... Jillian Alleyne, ORE at Washington 2/21

**MOST FIELD GOALS MADE**

- 17 ..... Reshanda Gray, CAL vs WSU 2/27
- 16 ..... Atonye Nyingifa, UCLA at Oregon 2/17

**MOST FIELD GOAL ATTEMPTS**

- 32 ..... Chrishae Rowe, ORE at California 1/5
- 32 ..... Chrishae Rowe, ORE vs USC 2/14

**HIGHEST FIELD GOAL PERCENTAGE**

- 1.000 (11-11).... Jillian Alleyne, ORE at Arizona 1/31
- .923 (12-13)..... Chiney Ogwumike, STAN at Arizona 1/17

**MOST 3 PT FG MADE**

- 9 ..... Katelyn Loper, ORE vs CSU Bakersfield 11/9
- 7 ..... Sydney Wiese, OSU at Oregon 1/11
- 7 ..... Chrishae Rowe, ORE vs Utah 2/08
- 7 ..... Katelyn Loper, ORE at Washington 2/21

**MOST 3 PT FG ATTEMPTS**

- 19 ..... Katelyn Loper, ORE vs Southern 12/18
- 17 ..... Chrishae Rowe, ORE vs USC 2/14

**HIGHEST 3 PT PERCENTAGE**

- 1.000 (6-6)..... Kelsey Plum, WASH at OSU 1/24
- 1.000 (5-5)..... Sydney Wiese, OSU vs Hawai'i 12/13

**MOST FREE THROWS MADE**

- 18 ..... Kelsey Plum, WASH vs Colorado 1/19
- 16 ..... Tia Presley, WSU at Utah (02/14/14)

**MOST FREE THROW ATTEMPTS**

- 21 ..... Tia Presley, WSU at Utah 2/14
- 20 ..... Adrienne Thomas, ASU vs North Carolina 11/29

**HIGHEST FREE THROW PERCENTAGE**

- 1.000 (14-14).... Adrienne Thomas, ASU at Texas Tech 11/17
- 1.000 (12-12).... Thea Lemberger, UCLA vs Pepperdine 11/11
- 1.000 (11-11).... Jillian Alleyne, ORE vs Southern 12/18
- 1.000 (9-9)..... Kelsey Plum, WASH vs Louisiana-Monroe 12/19
- 1.000 (9-9)..... Chiney Ogwumike, STAN at Colorado 1/12
- 1.000 (9-9)..... Ciera Dunbar, UTAH vs USC 2/27
- 1.000 (8-8)..... LaBrittney Jones, ARIZ vs California 1/20
- 1.000 (8-8)..... Brittany Wilson, COLO at Utah 1/29
- 1.000 (8-8)..... Bonnie Samuelson, STAN at USC 2/21
- 1.000 (8-8)..... Afure Jemerigbe, CAL vs WSU 3/7
- 1.000 (8-8)..... Adrienne Thomas, ASU vs Notre Dame 3/24

**MOST ASSISTS**

- 12 ..... Brittany Boyd, CAL vs CSU Bakersfield 12/15
- 11 ..... Brittany Boyd, CAL vs WSU 2/27

**MOST STEALS**

- 9 ..... Brittany Boyd, CAL at Georgetown 11/17
- 8 ..... Nirra Fields, UCLA vs Auburn 12/21

**MOST BLOCKED SHOTS**

- 10 ..... Ruth Hamblin, OSU vs Oregon 1/13
- 9 ..... Ruth Hamblin, OSU vs Notre Dame 12/29

SCORING

Table with columns: #, Player-Team, CI, G, FG, 3FG, FT, Pts, Avg/G. Lists 20 players and their statistics.

REBOUNDING

Table with columns: #, Player-Team, CI, G, OFF, DEF, TOT, Avg/G. Lists 19 players and their rebounding statistics.

FIELD GOAL PCT (Min. 3.0 made per game)

Table with columns: #, Player-Team, CI, G, FG, FGA, Pct. Lists 10 players and their field goal percentages.

ASSISTS

Table with columns: #, Player-Team, CI, G, Assists, Avg/G. Lists 10 players and their assist statistics.

FREE THROW PCT (Min. 2.0 made per game)

Table with columns: #, Player-Team, CI, G, FTM, FTA, Pct. Lists 10 players and their free throw percentages.

STEALS

Table with columns: #, Player-Team, CI, G, Steals, Avg/G. Lists 10 players and their steal statistics.

3-POINT FG PCT (Min. 1.0 made per game)

Table with columns: #, Player-Team, CI, G, 3FG, FGA, Pct. Lists 10 players and their 3-point field goal percentages.

3-POINT FG MADE

Table with columns: #, Player-Team, CI, G, 3FG, Avg/G. Lists 10 players and their 3-point field goals made.

BLOCKED SHOTS

Table with columns: #, Player-Team, CI, G, Blocks, Avg/G. Lists 10 players and their blocked shot statistics.

ASSIST/TURNOVER RATIO (Min. 3.0 assists/game)

Table with columns: #, Player-Team, CI, G, Asst, Turn, Avg, Ratio. Lists 10 players and their assist/turnover ratios.

OFFENSIVE REBOUNDS

Table with columns: #, Player-Team, CI, G, No., Avg/G. Lists 10 players and their offensive rebound statistics.

DEFENSIVE REBOUNDS

Table with columns: #, Player-Team, CI, G, No., Avg/G. Lists 10 players and their defensive rebound statistics.

MINUTES PLAYED

Table with columns: #, Player-Team, CI, G, Min, Avg/G. Lists 10 players and their minutes played statistics.

# TEAM STATISTICS (CONFERENCE ONLY)



SCORING OFFENSE	G	Pts	Avg/G
1. Oregon	18	1548	86.0
2. Stanford	18	1432	79.6
3. Washington State	18	1309	72.7
4. California	18	1292	71.8
Washington	18	1292	71.8
6. Oregon State	18	1249	69.4
7. USC	18	1225	68.1
8. Arizona State	18	1182	65.7
9. Colorado	18	1153	64.1
10. UCLA	18	1134	63.0
11. Utah	18	999	55.5
12. Arizona	18	989	54.9

SCORING DEFENSE	G	Pts	Avg/G
1. Stanford	18	1099	61.1
2. Oregon State	18	1110	61.7
3. Utah	18	1152	64.0
4. Colorado	18	1163	64.6
5. USC	18	1174	65.2
6. UCLA	18	1181	65.6
7. Arizona State	18	1205	66.9
8. California	18	1210	67.2
9. Arizona	18	1217	67.6
10. Washington	18	1332	74.0
11. Washington State	18	1348	74.9
12. Oregon	18	1613	89.6

SCORING MARGIN	OFF	DEF	Margin
1. Stanford	79.6	61.1	+18.5
2. Oregon State	69.4	61.7	+7.7
3. California	71.8	65.2	+4.6
4. USC	68.1	67.2	+0.9
5. Colorado	64.1	64.6	-0.5
6. Arizona State	65.7	66.9	-1.2
7. Washington State	72.7	74.9	-2.2
8. Washington	71.8	74.0	-2.2
9. UCLA	63.0	65.6	-2.6
10. Oregon	86.0	89.6	-3.6
11. Utah	55.5	64.0	-8.5
12. Arizona	54.9	67.6	-12.7

FREE THROW PCT.	FTM	FTA	Pct
1. Stanford	227	314	723
2. Oregon	322	449	717
3. Washington	295	417	707
4. USC	260	378	688
5. Oregon State	213	319	668
6. Arizona	162	243	667
7. Washington State	245	369	664
8. Arizona State	277	420	660
9. Colorado	262	400	655
10. UCLA	225	345	652
11. California	288	444	649
12. Utah	185	288	642

FIELD GOAL PCT.	FG	FGA	Pct
1. Stanford	542	1107	490
2. Oregon State	448	996	450
3. California	465	1123	414
4. USC	438	1074	408
5. Washington State	476	1194	399
6. Colorado	420	1064	395
Arizona State	420	1064	395
8. Oregon	540	1382	391
9. UCLA	422	1081	390
10. Arizona	388	1000	388
11. Washington	426	1114	382
12. Utah	362	972	372

FIELD GOAL PCT DEFENSE	FG	FGA	Pct
1. Stanford	405	1119	362
2. Oregon State	408	1127	362
3. USC	412	1081	381
4. Colorado	376	984	382
5. California	451	1138	396
6. UCLA	428	1079	397
7. Washington	483	1216	397
8. Utah	407	1021	399
9. Washington State	468	1083	432
10. Arizona	441	1015	434
11. Arizona State	460	999	460
12. Oregon	608	1309	464

3-PT FIELD GOAL PCT.	FG	FGA	Pct
1. Stanford	121	315	384
2. Oregon State	140	383	366
3. Washington	145	415	349
4. USC	89	260	342
5. Utah	90	271	332
6. Washington State	112	342	327
7. California	74	226	327
8. Arizona	51	156	327
9. UCLA	65	212	307
10. Arizona State	65	225	289
11. Oregon	146	512	285
12. Colorado	51	212	241

3-PT FG PCT DEFENSE	FG	FGA	Pct
1. USC	78	298	262
2. UCLA	102	342	298
3. Oregon State	67	224	299
4. Washington State	90	296	304
5. Utah	70	221	317
6. California	92	289	318
7. Stanford	96	293	328
8. Washington	141	417	338
9. Arizona State	55	158	348
10. Arizona	120	341	352
11. Colorado	93	263	354
12. Oregon	145	387	375

REBOUNDING	G	Reb	Avg/G
1. Oregon	18	836	46.4
2. California	18	795	44.2
3. Stanford	18	778	43.2
4. Oregon State	18	748	41.6
5. Colorado	18	723	40.2
6. Washington	18	722	40.1
7. Washington State	18	689	38.3
8. USC	18	684	38.0
9. UCLA	18	675	37.5
10. Arizona State	18	674	37.4
11. Utah	18	646	35.9
12. Arizona	18	564	31.3

REBOUNDING MARGIN	Team	Opp	Margin
1. Stanford	778	594	+10.2
2. California	795	674	+6.7
3. Oregon State	748	628	+6.7
4. Colorado	723	680	+2.4
5. Oregon	836	806	+1.7
6. Arizona State	674	648	+1.4
7. USC	684	735	-2.8
8. Utah	646	701	-3.1
9. UCLA	675	750	-4.2
10. Washington	722	816	-5.2
11. Washington State	689	798	-6.1
12. Arizona	564	704	-7.8

BLOCKED SHOTS	G	Blocks	Avg/G
1. Oregon State	18	104	5.78
2. UCLA	18	79	4.39
3. Colorado	18	71	3.94
4. Oregon	18	64	3.56
5. Utah	18	63	3.50
6. USC	18	61	3.39
7. Washington State	18	59	3.28
8. Washington	18	55	3.06
9. Stanford	18	52	2.89
10. California	18	43	2.39
11. Arizona State	18	36	2.00
12. Arizona	18	31	1.72

ASSISTS	G	Assts	Avg/G
1. Stanford	18	326	18.11
2. USC	18	263	14.61
3. Oregon State	18	250	13.89
4. UCLA	18	247	13.72
5. Arizona State	18	241	13.39
6. Oregon	18	235	13.06
7. Colorado	18	224	12.44
8. California	18	220	12.22
Utah	18	220	12.22
Washington State	18	220	12.22
11. Washington	18	214	11.89
12. Arizona	18	176	9.78

STEALS	G	Steals	Avg/G
1. Oregon	18	174	9.67
2. USC	18	172	9.56
3. Washington State	18	162	9.00
4. UCLA	18	140	7.78
5. Colorado	18	136	7.56
6. Arizona State	18	131	7.28
7. California	18	120	6.67
8. Arizona	18	112	6.22
9. Stanford	18	98	5.44
Washington	18	98	5.44
11. Utah	18	88	4.89
12. Oregon State	18	84	4.67

TURNOVER MARGIN	Team	Opp	Margin
1. Washington State	228	297	+3.83
2. UCLA	243	289	+2.56
3. Arizona State	263	301	+2.11
4. USC	283	309	+1.44
5. Arizona	258	279	+1.17
6. Oregon	282	293	+0.61
7. Washington	200	207	+0.39
8. Colorado	288	286	-0.11
9. Stanford	227	210	-0.94
10. California	267	240	-1.50
11. Utah	258	198	-3.33
12. Oregon State	292	180	-6.22

ASSIST/TURNOVER RATIO	A	T	Ratio
1. Stanford	326	227	1.44
2. Washington	214	200	1.07
3. UCLA	247	243	1.02
4. Washington State	220	228	0.96
5. USC	263	283	0.93
6. Arizona State	241	263	0.92
7. Oregon State	250	292	0.86
8. Utah	220	258	0.85
9. Oregon	235	282	0.83
10. California	220	267	0.82
11. Colorado	224	288	0.78
12. Arizona	176	258	0.68

## 2013-14 PAC-12 HOME ATTENDANCES

School (Arena, Capacity)	Gms.	Att.	Avg.	High	High Versus
Arizona (McKale Center, 14,545)	14	19,240	1,374	1,321	OREGON (1/31)
Arizona State (Wells Fargo Arena, 14,198)	15	30,612	2,041	4,077	CALIFORNIA (1/17)
California (Haas Pavilion, 11,877)	15	41,677	2,778	10,771	DUKE (11/10)
Colorado (Coors Events Center, 11,064)	18	45,124	2,507	5,631	USC (3/2)
Oregon (Matthew Knight Arena, 12,541)	20	20,751	1,038	1,591	OREGON STATE (1/11)
Oregon State (Gill Coliseum, 10,400)	15	30,737	2,049	5,208	ARIZONA STATE (3/2)
Stanford (Maples Pavillion, 7,233)	16	54,385	3,399	6,145	NORTH CAROLINA (4/1)
UCLA (Pauley Pavilion, 12,819)	13	27,550	2,119	7,074	STANFORD (2/23)
USC (Galen Center, 10,258)	14	14,137	1,010	4,254	UCLA (2/8)
Utah (Jon M. Huntsman Center, 15,000)	15	13,289	886	1,652	STANFORD (1/10)
Washington (Bank of America, 10,000)	16	28,727	1,795	2,797	STANFORD (2/9)
Washington State (Friel Court, 12,058)	14	14,646	1,046	2,911	UC RIVERSIDE (12/18)
<b>TOTALS</b>	<b>185</b>	<b>340,875</b>	<b>1,842</b>	<b>10,771</b>	<b>DUKE AT CALIFORNIA (11/10)</b>

**MOST POINTS**

Career: 2,737 Chiney Ogumike, STAN, 2011-14  
 Season: 967 Chiney Ogumike, STAN, 2014  
 Game: 50 Cherie Nelson, USC vs. California, 3/10/89  
 Conf.: 50 Cherie Nelson, USC vs. California, 3/10/89

**HIGHEST SCORING AVERAGE**

Career: 23.1 Cherie Nelson, USC, 1987-89  
 Season: 26.1 Chiney Ogumike, STAN, 2014  
 26.1 Cherie Nelson, USC, 1989

**MOST FIELD GOALS**

Career: 1,100 Chiney Ogumike, STAN, 2011-14  
 Season: 402 Chiney Ogumike, STAN, 2014  
 Game: 19 Nnemkadi Ogumike, STAN vs. Tennessee, 12/20/11  
 19 Jayne Appel, STAN vs. Iowa State, 3/30/09  
 19 Melani Francis, ASU vs. New Mexico, 1/1/94  
 19 Jennifer Bennett, CAL vs. Creighton, 3/20/87  
 Conf.: 19 Natalie Williams, UCLA vs. California, 2/24/94

**MOST FIELD GOALS ATTEMPTED**

Career: 1,934 Candice Wiggins, STAN, 2005-08  
 Season: 669 Chiney Ogumike, STAN, 2014  
 Game: 36 Monica Rasberry, OSU vs. Oregon, 12/10/88  
 Conf.: 36 Monica Rasberry, OSU vs. Oregon, 12/10/88

**HIGHEST FIELD GOAL PERCENTAGE (min. 4 made per game)**

Career: .644 Kristin Folk, STAN, 1995, 1997-98 (250-388)  
 Season: .645 Judie Lomax, OSU, 2007 (120-186)  
 Game: 1.000 Jillian Alleyne, ORE vs. ARIZ, 1/31/14 (11-11)  
 1.000 Lauri Landerholm, ORE vs. Washington State, 1/22/87(11-11)  
 Conf.: 1.000 Jillian Alleyne, ORE vs. ARIZ, 1/31/14 (11-11)  
 1.000 Lauri Landerholm, ORE vs. Washington State, 1/22/87 (11-11)

**MOST THREE-POINT FIELD GOALS**

Career: 295 Candice Wiggins, STAN, 2005-08  
 Season: 124 Taylor Lilley, ORE, 2010  
 Game: 11 Kristi Kingma, WASH at Oregon, 2/15/13  
 Conf.: 11 Kristi Kingma, WASH at Oregon, 2/15/13

**MOST THREE-POINT FIELD GOAL ATTEMPTS**

Career: 815 Ashley Corral, USC, 2009-12  
 Season: 306 Taylor Lilley, ORE, 2010  
 Game: 21 Jamie Craighead, ORE vs. Iowa, 3/17/11  
 Conf.: 17 Chrishae Rowe, ORE vs. USC, 2/14/14  
 17 Kristi Kingma, WASH at Oregon, 2/15/13

**HIGHEST THREE-POINT FIELD GOAL PCT (min. 1 made per game)**

Career: (44-89) .494 Rosalind Moore-Senior, ASU, 1987-89  
 Season: (43-82) .524 Kristin Iwanaga, CAL, 2005  
 Game: (7-7) 1.000 Jennifer Azzi, STAN vs. Eastern Michigan, 12/29/89  
 (6-6) 1.000 Kelsey Plum, WASH vs. Oregon State, 1/24/14  
 (5-5) 1.000 Joslyn Tinkle, STAN vs. Michigan, 3/26/13  
 (5-5) 1.000 Lexy Kresl, COLO vs. New Mexico, 12/29/12  
 (5-5) 1.000 Micaela Cocks, ORE vs. Long Beach State, 12/5/09  
 (5-5) 1.000 Sarah Pool, CAL at San Jose State, 12/8/05  
 (5-5) 1.000 Melanie Pearson, UCLA vs. North Carolina, 12/18/97  
 (4-4) 1.000 Vanessa Nygaard, STAN vs. Sacramento State, 12/19/95  
 Conf.: (6-6) 1.000 Kaela Chappelaine, ORE vs. UCLA, 2/23/08  
 (5-5) 1.000 Lauren St. Clair, STAN vs. UCLA, 2/3/00  
 (5-5) 1.000 Brook Coulter, CAL vs. UCLA, 2/4/01  
 (5-5) 1.000 Kiki Williams, CAL vs. Oregon, 3/5/04

**MOST FREE THROWS**

Career: 608 Tanja Kostic, OSU, 1993-96  
 Season: 207 Cassie Harberts, USC, 2013  
 Game: 23 Shaunda Greene, WASH vs. Northern Illinois, 11/30/91  
 Conf.: 20 Judy Shannon, OSU vs. Washington, 1/20/91

**MOST CONSECUTIVE FREE THROWS MADE**

33 Erica Mashia, USC, 11/12/95-1/11/96

**MOST FREE THROW ATTEMPTS**

Career: 903 Tanja Kostic, OSU, 1993-96  
 Season: 295 Cassie Harberts, USC, 2013  
 Game: 27 Shaunda Greene, WASH vs. N. Illinois, 11/30/91  
 Conf.: 24 Judy Shannon, OSU vs. Washington, 1/20/90

**HIGHEST FREE THROW PERCENTAGE (min. 2 made per game)**

Career: (235-264) .890 Kristin Iwanaga, CAL, 2002-2005  
 Season: (85-91) .934 Kristin Iwanaga, CAL, 2005  
 Game: (15-15) 1.000 Kristi Kingma, WASH vs. Oregon State, 1/25/13  
 (15-15) 1.000 Maylana Martin, UCLA vs. Kentucky, 3/15/99  
 (15-15) 1.000 Brina Chaney, OSU vs. Oregon, 2/7/04  
 (14-14) 1.000 Teresa Palmisano, CAL vs. St Mary's, 12/5/90  
 (14-14) 1.000 Jessica Schutt, ORE vs. Washington, 2/19/95  
 Conf.: (15-15) 1.000 Kristi Kingma, WASH vs. Oregon State, 1/25/13  
 (15-15) 1.000 Brina Chaney, OSU vs. Oregon, 2/7/04  
 (14-14) 1.000 Jessica Schutt, ORE vs. Washington, 2/19/95

**MOST REBOUNDS**

Career: 1,567 Chiney Ogumike, STAN, 2011-14  
 Season: 519 Jillian Alleyne, ORE, 2014  
 Game: 27 Jillian Alleyne, ORE vs. Portland State, 11/15/12  
 Conf.: 26 Gennifer Brandon, CAL vs. USC, 1/17/13

**HIGHEST REBOUNDING AVERAGE**

Career: 12.8 Natalie Williams, UCLA, 1991-94  
 Season: 16.2 Jillian Alleyne, ORE, 2014

**MOST ASSISTS**

Career: 757 Sonja Henning, STAN, 1988-91  
 Season: 278 Brenda Pantoja, ARIZ, 1996  
 Game: 20 Jade Hyett, WSU vs. California, 1/23/97  
 Conf.: 20 Jade Hyett, WSU vs. California, 1/23/97

**HIGHEST ASSIST AVERAGE**

Career: 7.1 Ryneldi Becenti, ASU, 1991-93  
 Season: 9.5 Brenda Pantoja, ARIZ, 1995-96

**MOST BLOCKED SHOTS**

Career: 402 Stefanie Kasperski, ORE, 1987-90  
 Season: 141 Ruth Hamblin, OSU, 2014  
 Game: 13 Stefanie Kasperski, ORE vs. W. Kentucky, 12/29/87  
 Conf.: 12 Stefanie Kasperski, ORE vs. California, 2/26/88

**HIGHEST BLOCKED SHOTS AVERAGE**

Career: 3.4 Stefanie Kasperski, ORE, 1987-90  
 Season: 4.3 Stefanie Kasperski, ORE, 1988

**MOST STEALS**

Career: 372 Lisa Willis, UCLA, 2002-06  
 Season: 123 Jade Hyett, WSU, 1997  
 Game: 13 Sandra Van Embricqs, UCLA vs. Arizona, 2/12/87  
 Conf.: 13 Sandra Van Embricqs, UCLA vs. Arizona, 2/12/87

**HIGHEST STEALS AVERAGE**

Career: 3.1 Lisa Willis, UCLA, 2002-06  
 Season: 4.6 Jade Hyett, WSU, 1997



**USC's Cherie Nelson holds the Conference record for most points in a game, scoring 50 in 1989.**

**TRIPLE-DOUBLES**

(Points-Rebounds-Assists, unless otherwise noted)

**BRITTANY BOYD, CALIFORNIA**

vs. Washington State, Feb. 27, 2014  
 (13 points, 14 rebounds, 11 assists)

**RUTH HAMBLIN, OREGON STATE**

vs. Oregon, Jan. 13, 2014  
 (23 points, 12 rebounds, 10 blocks)

**DAVELLYN WHYTE, ARIZONA**

vs. Arizona State, Feb. 19, 2013  
 (31 points, 16 rebounds, 10 assists)

**CHUCKY JEFFERY, COLORADO**

at Oklahoma State, Mar. 25, 2012  
 (12 points, 12 rebounds, 10 assists)

**MARKEL WALKER, UCLA**

vs. Washington State, Feb. 4, 2012  
 (14 points, 15 rebounds, 10 assists)

**NOELLE QUINN, UCLA**

vs. California, Feb. 19, 2004  
 (21 points, 10 rebounds, 10 assists)

**NICOLE POWELL, STANFORD**

vs. Tulane, Mar. 18, 2002  
 (16 points, 10 rebounds, 10 assists)

vs. Weber State, Mar. 16, 2002  
 (20 points, 11 rebounds, 10 assists)

vs. Washington, Feb. 14, 2002  
 (21 points, 10 rebounds, 12 assists)

vs. Santa Clara, Dec. 2, 2001  
 (29 points, 15 rebounds, 10 assists)

vs. Indiana, Nov. 16, 2001  
 (11 points, 12 rebounds, 11 assists)

at Washington State, Feb. 22, 2001  
 (10 points, 10 rebounds, 10 assists)

**ERICA GOMEZ, UCLA**

vs. USC, Feb. 24, 1996  
 (18 points, 11 rebounds, 10 assists)

**ELIZA SOKOLOWSKA, CALIFORNIA**

vs. Arizona State, Feb. 9, 1995  
 (13 points, 15 assists, 10 steals)

**RYNELDI BECENTI, ARIZONA STATE**

vs. Oregon, Jan. 25, 1992  
 (15 points, 10 rebounds, 12 assists)

**SONJA HENNING, STANFORD**

vs. Cal State Fullerton, March 16, 1991  
 (19 points, 10 rebounds, 10 assists)

**ROBIN CONLEY, ARIZONA STATE**

vs. Washington, Jan. 17, 1987  
 (16 points, 10 rebounds, 15 assists)

**JENNIFER AZZI, STANFORD**

vs. Brigham Young, Jan. 15, 1987  
 (14 points, 10 rebounds, 16 assists)

## MOST POINTS

Season:	3,063	Stanford, 1990
Game:	122	Stanford vs. Long Beach State (49), Dec. 8, 1993
	122	Stanford vs. Cal State Fullerton (80), Dec. 10, 1994
Conf. Game:	119	Arizona vs. Oregon (112), Jan. 16, 2010
Both Teams, Gm:	231	Arizona (119) vs. Oregon (112), Jan. 16, 2010
Both Teams, Conf:	231	Arizona (119) vs. Oregon (112), Jan. 16, 2010
Losing Tm, Gm:	112	Oregon vs. Arizona (119), Jan. 16, 2010
Losing Tm, Conf:	112	Oregon vs. Arizona (119), Jan. 16, 2010

## HIGHEST SCORING AVERAGE

Season:	93.2	Oregon, 2014
---------	------	--------------

## LARGEST SCORING MARGIN

Season:	26.6	Stanford, 1990 (92.8 offense, 66.2 defense)
Game:	77	Stanford (112) vs. Washington (35), Jan. 8, 2009
Conf.:	77	Stanford (112) vs. Washington (35), Jan. 8, 2009

## MOST FIELD GOALS

Season:	1160	Stanford, 1990 (33 games)
Game:	51	Stanford vs. Cal State Fullerton, Dec. 10, 1994
Conf.:	47	Stanford vs. Arizona, Feb. 24, 1990

## MOST FIELD GOAL ATTEMPTS

Season:	2,608	Oregon, 2014 (32 games)
Game:	113	Oregon vs. Sacramento State, Nov. 28, 2010
Conf.:	101	Oregon vs. California, Jan. 5, 2013

## HIGHEST FIELD GOAL PERCENTAGE

Season:	.521	Stanford, 1998 (800-1,536)
Game:	.696	Oregon at DePaul, Dec. 22, 1999 (32-46)
Conf.:	.695	UCLA at Washington State, Feb. 25, 1999 (41-59)

## MOST THREE-POINT FIELD GOALS

Season:	301	Oregon, 2014
Game:	18	Washington at Oregon, Feb. 15, 2013
Conf.:	18	Washington at Oregon, Feb. 15, 2013

## MOST THREE-POINT FIELD GOAL ATTEMPTS

Season:	1,004	Oregon, 2014
Game:	52	Oregon vs. Southern, Dec. 18, 2013
Conf.:	42	Oregon at UCLA, Jan. 17, 2014
	42	Stanford vs. Oregon, Jan. 5, 2012

## HIGHEST 3-POINT FIELD GOAL PERCENTAGE

Season:	.443	Oregon, 1989 (51-115)
Game (Min. 7 att.):	.857	Stanford vs. UCLA, Jan. 18, 2013 (6-7)
Conf. (Min. 7 att.):	.857	Stanford vs. UCLA, Jan. 18, 2013 (6-7)

## MOST FREE THROWS

Season:	642	Stanford, 1997
	642	UCLA, 1999
Game:	51	Washington vs. Northern Illinois, Nov. 30, 1991
Conf.:	41	California vs. Arizona State, Feb. 20, 1990

## MOST FREE THROW ATTEMPTS

Season:	905	UCLA, 1999
Game:	69	Washington vs. Northern Illinois, Nov. 30, 1991
Conf.:	54	California vs. Arizona State, Feb. 20, 1990

## HIGHEST FREE THROW PERCENTAGE

Season:	.808	Stanford, 2004 (476-589)
Game (Min.10 att):	1.000	Arizona vs. Bowling Green, Dec. 28, 2000 (17-17)
	1.000	Washington State vs. Oregon, Jan. 20, 2001 (17-17)
	1.000	Arizona vs. Stanford, Jan. 15, 1994 (17-17)
	1.000	Oregon St. vs. Washington State, Feb. 14, 2004 (17-17)
Conf. (Min.10 att):	1.000	Washington State vs. Oregon, Jan. 20, 2001 (17-17)
	1.000	Arizona vs. Stanford, Jan. 15, 1994 (17-17)
	1.000	Oregon State vs. Washington State, Feb. 14, 2004 (17-17)

## MOST REBOUNDS

Season:	1,663	Stanford, 2009
Game:	75	Oregon vs. Sacramento State, Nov. 28, 2010
Conf.:	68	Stanford at Oregon, Jan. 27, 2011

## HIGHEST REBOUNDING AVERAGE

Season:	47.8	Arizona State, 1990-91
---------	------	------------------------

## LARGEST REBOUNDING MARGIN

Season:	13.2	Stanford, 2009 (43.8 offense, 30.5 defense)
Game:	41	Oregon State (74) vs. Hawaii (33), Dec. 20, 1993
Conf.:	36	Stanford (68) vs. Oregon (32), Jan. 27, 2011

## MOST ASSISTS

Season:	758	Stanford, 1990
Game:	37	Arizona State vs. Marquette, Dec. 5, 1992
	37	Stanford vs. Arkansas, March 24, 1990
Conf.:	35	Stanford vs. California, Feb. 18, 1994

## MOST BLOCKED SHOTS

Season:	221	Oregon State, 2014
Game:	16	Arizona State vs. Washington, Feb. 16, 2012
	16	Oregon vs. Western Kentucky, Dec. 29, 1987
Conf.:	16	Arizona State vs. Washington, Feb. 16, 2012

## MOST STEALS

Season:	435	UCLA, 1999
Game:	28	California vs. South Carolina State, Nov. 23, 2003
Conf.:	25	California vs. Arizona, Feb. 3, 1990
	25	UCLA vs. Washington St., Jan. 5, 2003

## MOST PERSONAL FOULS

Season:	733	Colorado, 2014
Game:	39	Stanford vs. Arizona, Feb. 28, 1998
Conf.:	39	Stanford vs. Arizona, Feb. 28, 1998

## FEWEST PERSONAL FOULS

Season:	403	Oregon State, 2011
Game:	5	Oregon State at Utah, Mar. 1, 2012
	5	Stanford vs CS Bakersfield, Dec. 22, 2011
	5	Stanford vs. Rutgers, Nov. 14, 2010
Conf.:	6	Washington vs. Stanford, Feb. 28, 2013
	6	Utah vs. Washington State, Feb. 24, 2013

## FEWEST POINTS ALLOWED

Season:	1632	Washington, 2011
Game:	23	Arizona State (75) vs. UC Irvine, Dec. 6, 2008
Conf.:	30	Arizona State (59) vs. Washington State, Feb. 21, 2008

## LOWEST POINTS ALLOWED AVERAGE

Season:	51.9	Stanford, 2013
---------	------	----------------

## LOWEST FIELD GOAL PERCENTAGE ALLOWED

Season:	.316	Stanford, 2013 (693-2192)
Game:	.154	Stanford vs. Pacific, Dec. 12, 2003

## MOST CONSECUTIVE VICTORIES

All Games:	27	Stanford, Dec. 30, 2009-April 2, 2010
Conf.:	67	Stanford, Jan. 22, 2009-Present
Vs. Conf. teams	78	Stanford, Jan. 22, 2009-Present (includes postseason games)

## MOST CHAMPIONSHIPS

NCAA:	2	Stanford (1990, 92)
	2	USC (1983, 84)
WNIT:	2	Oregon State (1980, 82)
	2	Oregon (1989, 2002)
	1	Arizona (1996)
	1	California (2010)
Conf:	22	Stanford (1989, 90*, 91, 92, 93, 95, 96, 97, 98, 01*, 02, 03, 04*, 05, 06, 07, 08, 09, 10, 11, 12, 13)
	3	Washington (1988, 90*, 01*)
	2	USC (1987, 94)
	2	Oregon (1999*, 2000)
		* - co-champions

## WINS AND LOSSES

Highest Winning Pct:	.970	Stanford, 1990 (32-1)
Most Wins, Season:	36	Stanford, 2010
Most Wins, Conf. Season:	18	Stanford, 1989, '96, '97, 2002, '10, '11, '12
Most 20-Win Seasons:	24	Stanford (1988, 89, 90, 91, 92, 93, 94, 95, 96, 97, 98, 00, 02, 03, 04, 05, 06, 07, 08, 09, 10, 11, 12, 13)
	9	Washington (1987, 88, 89, 90, 91, 94, 95, 01, 03)
Most Losses, Season:	27	Washington State, 2002
Most Losses, Conf. Season:	18	Washington State, 2002







SCORING	G	PTS	AVG	
1986-87	Jennifer Bennett, CAL	31	736	23.7
1987-88	Cherie Nelson, USC	30	714	23.8
1988-89	Cherie Nelson, USC	26	678	26.1
1989-90	Rehema Stephens, UCLA	29	583	20.1
1990-91	Rehema Stephens, UCLA	28	709	25.3
1991-92	Trisha Stafford, CAL	29	647	22.3
1992-93	Natalie Williams, UCLA	23	488	21.2
1993-94	Natalie Williams, UCLA	24	561	23.4
1994-95	Tanja Kostic, OSU	29	648	22.3
1995-96	Jenni Ruff, WSU	29	685	23.6
1996-97	Tina Thompson, USC	29	653	22.5
1997-98	Adia Barnes, ARIZ	30	653	21.8
1998-99	Maylana Martin, UCLA	31	565	18.2
1999-00	Shaquala Williams, ORE	31	549	17.7
2000-01	Michelle Greco, UCLA	27	537	19.9
2001-02	Felicia Ragland, OSU	32	638	19.9
2002-03	Michelle Greco, UCLA	29	537	18.9
2003-04	Giuliana Mendiola, WASH	31	661	21.3
2004-05	Dee-Dee Wheeler, ARIZ	32	564	17.6
2005-06	Candice Wiggins, STAN	34	740	21.8
2006-07	Casey Nash, OSU	28	560	20.0
2007-08	Candice Wiggins, STAN	39	787	20.2
2008-09	Ashley Walker, CAL	34	672	19.8
2009-10	Nnemkadi Ogwumike, STAN	38	704	18.5
2010-11	Nnemkadi Ogwumike, STAN	33	576	17.5
2011-12	Nnemkadi Ogwumike, STAN	36	809	22.5
2012-13	Chiney Ogwumike, STAN	36	805	22.4
2013-14	Chiney Ogwumike, STAN	37	967	26.1

REBOUNDING	G	REB	AVG	
1986-87	Cherie Nelson, USC	30	348	11.6
1987-88	Cherie Nelson, USC	30	324	10.8
1988-89	Fran Ciak, ASU	28	285	10.2
1989-90	S. VanEmbricqs, UCLA	29	278	9.6
1990-91	Teresa Palmisano, CAL	28	284	10.1
1991-92	Natalie Williams, UCLA	23	318	13.8
1992-93	Natalie Williams, UCLA	23	310	13.5
1993-94	Natalie Williams, UCLA	24	314	13.1
1994-95	Tina Thompson, USC	28	294	10.5
1995-96	Tanja Kostic, OSU	28	303	10.8
1996-97	Amber Hall, WASH	22	244	11.1
1997-98	Amber Hall, WASH	28	313	11.2
1998-99	Amber Hall, WASH	27	282	10.4
1999-00	Maylana Martin, UCLA	29	252	8.7
2000-01	Nicole Powell, STAN	30	255	8.5
2001-02	Nicole Powell, STAN	35	327	9.3
2002-03	Shawntinice Polk, ARIZ	31	335	10.8
2003-04	Nicole Powell, STAN	31	346	11.2
2004-05	Kate Benz, WSU	28	254	9.1
2005-06	Kate Benz, WSU	28	255	9.1
2006-07	Ashley Walker, CAL	32	277	8.7
2007-08	Ashley Walker, CAL	34	317	9.3
2008-09	Ify Ibekwe, ARIZ	29	336	11.6
2009-10	Ify Ibekwe, ARIZ	31	352	11.4
2010-11	Ify Ibekwe, ARIZ	32	314	9.8
2011-12	Markel Walker, UCLA	23	252	11.0
2012-13	Chiney Ogwumike, STAN	36	466	12.9
2013-14	Jillian Alleyne, ORE	32	519	16.2

FIELD GOAL PCT.	FGM	FGA	PCT.	
1986-87	Monica Lamb, USC	224	381	58.8
1987-88	Tammy Leikem, ARIZ	120	211	56.9
1988-89	Stefanie Kasperski, ORE	264	436	60.6
1989-90	Trisha Stevens, STAN	20	437	54.9
1990-91	Kim Conway, ARIZ	125	214	58.4
1991-92	Camille Thompson, WSU	153	260	58.8
1992-93	Debbie Sporicich, ORE	124	206	60.2
1993-94	Sara Wilson, ORE	144	243	59.3
1994-95	Tina Lelas, OSU	143	232	61.6
1995-96	Kisa Hughes, UCLA	158	274	57.7
1996-97	Maylana Martin, UCLA	171	306	55.9
1997-98	Marte Alexander, ARIZ	142	239	59.4
1998-99	Jenny Mowe, ORE	95	159	59.7
1999-00	Tatum Brown, ARIZ	154	251	59.0
2000-01	Jenny Mowe, ORE	100	168	59.5
2001-02	Bethany Donaphin, STAN	137	232	59.1
2002-03	Shawntinice Polk, ARIZ	230	401	57.4
2003-04	Shawntinice Polk, ARIZ	230	401	57.4
2004-05	Kristen Kovesdy, ASU	168	274	61.3
2005-06	Kristen Kovesdy, ASU	165	275	60.0
2006-07	Judie Lomax, OSU	120	186	64.5
2007-08	Jayne Appel, STAN	251	427	58.8
2008-09	Nnemkadi Ogwumike, STAN	161	256	62.9
2009-10	Nnemkadi Ogwumike, STAN	266	445	59.8
2010-11	Nnemkadi Ogwumike, STAN	231	394	58.6
2011-12	Regina Rogers, WASH	219	375	58.4
2012-13	Chiney Ogwumike, STAN	317	541	58.6
2013-14	Chiney Ogwumike, STAN	402	669	60.1

3-PT FIELD GOAL PCT.	3F	ATT	PCT.	
1986-87				
1987-88	Jennifer Azzi, STAN	70	162	43.2
1988-89	Jennifer Azzi, STAN	53	107	49.5
1989-90	Katy Steding, STAN	71	153	46.4
1990-91	Jennifer Bourn, ORE	49	111	44.1
1991-92	Jennifer Self, CAL	64	149	43.0
1992-93	Laura Moore, WASH	64	159	40.3
1993-94	Anette Mollerstrom, OSU	43	93	46.2
1994-95	Lisa Kotilainen, ASU	27	58	46.6
1995-96	Erica Mashia, USC	38	87	43.7
1996-97	Kate Starbird, STAN	74	174	42.5
1997-98	Joanna Smith, WSU	39	84	46.4
1998-99	Michelle Tom, ASU	29	69	42.0
1999-00	Lauren St. Clair, STAN	30	131	46.6
2000-01	Felicia Ragland, OSU	63	136	46.3
2001-02	Kelley Suminski, STAN	38	82	46.3
2002-03	Giuliana Mendiola, WASH	38	82	46.3
2003-04	Susan Borchardt, STAN	55	126	43.7
2004-05	Kristin Iwanaga, CAL	43	82	52.4
2005-06	Krista Rappahahn, STAN	91	208	43.8
2006-07	Taylor Lilley, ORE	39	77	50.6
2007-08	Alexis Gray-Lawson, CAL	56	140	40.0
2008-09	Briann January, ASU	65	145	44.8
2009-10	Victoria Kenyon, ORE	37	85	43.5
2010-11	Jackie Gemelos, USC	52	123	42.3
2011-12	Ashley Corral, USC	69	184	37.5
2012-13	Rachel Messer, UTAH	37	84	44.0
2013-14	Sydney Wiese, OSU	112	264	42.4

FREE THROW PCT.	FTM	FTA	PCT.	
1986-87	Sherry Poole, ASU	84	100	84.0
1987-88	Jonni Gray, WSU	61	76	80.3
1988-89	Angie Miller, WSU	106	126	84.1
1989-90	Karen O'Connor, ASU	114	137	83.2
1990-91	Julie Zeilstra, STAN	149	175	85.1
1991-92	Lisa Salsman, ASU	65	75	86.7
1992-93	Laura Moore, WASH	75	92	81.5
1993-94	Jessica Schutt, ORE	56	67	83.6
1994-95	Sally Crowe, ORE	102	118	86.4
1995-96	Andrea Constand, ARIZ	64	71	90.1
1996-97	Kate Starbird, STAN	129	157	82.2
1997-98	Sonja Curtis, ORE	101	121	83.5
1998-99	Milena Flores, STAN	83	104	79.8
1999-00	Milena Flores, STAN	71	81	87.7
2000-01	Michelle Greco, UCLA	77	89	86.5
2001-02	Shaquala Williams, ORE	108	119	90.8
2002-03	Nicole Powell, STAN	98	121	87.5
2003-04	Nicole Powell, STAN	161	188	85.6
2004-05	Kristin Iwanaga, CAL	85	91	93.4
2005-06	Gabrielle Richards, ORE	60	66	90.9
2006-07	Emily Westerberg, ASU	133	153	86.9
2007-08	Briann January, ASU	114	132	86.4
2008-09	Mercedes Fox-Griffin, OSU	81	90	90.0
2009-10	Reiko Thomas, ARIZ	75	83	90.4
2010-11	Jeanette Pohlen, STAN	75	84	89.3
2011-12	Nnemkadi Ogwumike, STAN	191	230	83.0
2012-13	Devyn Galland, ORE	84	96	87.5
2013-14	Deja Mann, ASU	78	90	86.7

STEALS	G	ST	AVG	
1986-87	Penny Bowden, WSU	28	88	3.1
1987-88	Penny Bowden, WSU	28	96	3.4
1988-89	Karen O'Connor, ASU	28	86	3.1
1989-90	Tammy Story, USC	27	91	3.4
1990-91	Tammy Story, USC	30	96	3.2
1991-92	Vanessa Selden, ORE	27	84	3.1
1992-93	Nicole Anderson, UCLA	27	100	3.7
1993-94	Nikki Thompson, ASU	25	104	4.2
1994-95	Eliza Sokolowska, CAL	27	100	3.7
1995-96	Jade Hyett, WSU	29	85	2.9
1996-97	Jade Hyett, WSU	27	123	4.6
1997-98	Stephanie Freeman, ASU	26	77	3.0
1998-99	Julia Gray, WASH	29	86	3.0
1999-00	Courtney Johnson, CAL	24	76	3.2
2000-01	Courtney Johnson, CAL	28	89	3.2
2001-02	Felicia Ragland, OSU	32	79	2.5
2002-03	Michelle Greco, UCLA	29	81	2.79
2003-04	Lisa Willis, UCLA	30	100	3.3
2004-05	Lisa Willis, UCLA	28	102	3.64
2005-06	Lisa Willis, UCLA	32	115	3.59
2006-07	Emily Florence, WASH	31	68	2.19
2007-08	Briann January, ASU	33	72	2.18
2008-09	Sami Whitcomb, WASH	30	68	2.27
2009-10	KIKI Moore, WSU	30	95	3.2
2010-11	Eliza Pierre, CAL	34	90	2.6
2011-12	Jazmine Perkins, WSU	33	87	2.64
2012-13	Lia Galdeira, WSU	31	86	2.77
2013-14	Brittany Boyd, CAL	31	89	2.9

## BLOCKED SHOTS..... G..... BS..... AVG

1986-87	Monica Lamb, USC.....	30	82	2.7
1987-88	Stefanie Kasperski, ORE.....	28	119	4.3
1988-89	Stefanie Kasperski, ORE.....	32	111	3.5
1989-90	Stefanie Kasperski, ORE.....	29	92	3.2
1990-91	Lisa Leslie, USC.....	30	78	2.6
1991-92	Lisa Leslie, USC.....	31	54	1.7
1992-93	Lisa Leslie, USC.....	29	95	3.3
1993-94	Lisa Leslie, USC.....	30	94	3.1
1994-95	Renae Fegent, ORE.....	28	65	2.3
1995-96	Renae Fegent, ORE.....	29	74	2.6
1996-97	Michelle Campbell, USC.....	28	59	2.1
1997-98	Marte Alexander, ARIZ.....	29	53	1.8
1998-99	Jenny Mowe, ORE.....	31	63	2.0
1999-00	Sissel Pierce, OSU.....	29	85	2.9
2000-01	Denise Woods, USC.....	27	51	1.9
2001-02	Cori Enghusen, STAN.....	35	58	1.7
2002-03	Shawntinice Polk, ARIZ.....	31	80	2.58
2003-04	Shawntinice Polk, ARIZ.....	33	80	2.42
2004-05	Shawntinice Polk, ARIZ.....	30	62	2.07
2005-06	Ashley Walker, CAL.....	30	51	1.70
2006-07	Jayne Appel, STAN.....	33	61	1.85
2007-08	Jayne Appel, STAN.....	39	84	2.15
2008-09	Jayne Appel, STAN.....	38	70	1.84
2009-10	Carly Noyes, WSU.....	30	57	1.9
2010-11	El Sara Greer, OSU.....	30	92	3.1
2011-12	Patricia Bright, OSU.....	33	115	3.5
2012-13	Joslyn Tinkle, STAN.....	36	66	1.83
2013-14	Ruth Hamblin, OSU.....	35	141	4.0

## ASSISTS ..... G..... AST ... AVG

1986-87	Anja Hellman, CAL.....	31	215	6.9
1987-88	Paula Pyers, USC.....	30	181	6.0
1988-89	Jennifer Azzi, STAN.....	31	203	6.5
1989-90	Sonja Henning, STAN.....	33	221	6.7
1990-91	Sonja Henning, STAN.....	32	237	7.4
1991-92	Ryneldi Becenti, ASU.....	29	201	6.9
1992-93	Ryneldi Becenti, ASU.....	27	195	7.2
1993-94	Boky Vidic, OSU.....	21	176	8.4
1994-95	Boky Vidic, OSU.....	29	203	7.0
1995-96	Brenda Pantoja, ARIZ.....	30	278	9.3
1996-97	Jade Hyett, WSU.....	27	205	7.6
1997-98	Milena Flores, STAN.....	27	165	6.1
1998-99	Milena Flores, STAN.....	30	219	7.3
1999-00	Milena Flores, STAN.....	30	178	5.9
2000-01	Reshea Bristol, ARIZ.....	32	242	7.6
2001-02	Nicole Powell, STAN.....	35	220	6.3
2002-03	Giuliana Mendiola, WASH.....	30	162	5.4
2003-04	Corrie Mizusawa, ORE.....	29	180	6.2
2004-05	Corrie Mizusawa, ORE.....	30	209	6.97
2005-06	Nikki Blue, UCLA.....	32	189	5.91
2006-07	Mercedes Fox-Griffin, OSU.....	28	180	6.43
2007-08	Ashley Whisonant, ARIZ.....	29	141	4.86
2008-09	Briann January, ASU.....	35	167	4.77
2009-10	Ashley Corral, USC.....	31	154	5.0
2010-11	Sarah Morton, WASH.....	24	118	4.9
2011-12	Janita Badon, UTAH.....	26	143	5.5
2012-13	Markel Walker, UCLA.....	33	187	5.67
2013-14	Brittany Boyd, CAL.....	31	185	6.0

## MOST POINTS (40-POINT CLUB)

50	Cherie Nelson, USC vs. California, Mar. 10, 1989
49	Tina Thompson, USC vs. UCLA, Jan. 27, 1996
47	Alexis Gray-Lawson, CAL at OSU, Jan. 23, 2010
46	Jayne Appel, STAN vs. Iowa State, Mar. 30, 2009
46	Karon Howell, USC vs. Arizona, Feb. 18, 1989
45	Jennifer Bennett, CAL vs. Arizona, Jan. 26, 1987
44	Jennifer Bennett, CAL vs. Washington, Feb. 12, 1987
44	Cherie Nelson, USC vs. Oregon State, Mar. 3, 1989
44	Kate Starbird, STAN vs. USC, Jan. 13, 1996
44	Candice Wiggins, STAN vs. Texas-El Paso, Mar. 24, 2008
43	Natalie Williams, UCLA vs. California, Feb. 24, 1994
43	Tanja Kostic, OSU vs. Boise State, Dec. 16, 1995
43	Giuliana Mendiola, WASH vs. UCLA, Feb. 1, 2003
43	Reshanda Gray, CAL vs. WSU, Feb. 27, 2014
42	Nemkadi Ogwumike, STAN vs. Tennessee, Dec. 20, 2012
42	Talisa Rhea, OSU vs. Sacramento State, Nov. 16, 2008
42	Dora Dome, UCLA vs. California, Feb. 5, 1987
42	Judy Shannon, OSU vs. Washington, Jan. 4, 1991
41	Melanie Francis, ASU vs. New Mexico, Jan. 1, 1994
41	Jenni Ruff, WSU vs. California, Feb. 24, 1996
41	Candice Wiggins, STAN vs. Maryland, Mar. 31, 2008
41	Chrisshae Rowe, ORE vs. Seattle U., Dec. 4, 2013
40	Shannon Howell, OSU vs. Washington, Jan. 17, 2004
40	Kate Starbird, STAN vs. USC, Jan. 12, 1997

## MOST REBOUNDS (20-REBOUND CLUB)

27	Jillian Alleyne, ORE vs. Portland State, Nov. 15, 2012
26	Gennifer Brandon, CAL vs. USC, Jan. 17, 2013
25	Natalie Williams, UCLA vs. Arizona State, Feb. 20, 1994
25	Jillian Alleyne, ORE vs. Washington, Jan. 26, 2014
25	Jillian Alleyne, ORE vs. Washington, Mar. 24, 2014
24	Jillian Alleyne, ORE vs. USC, Feb. 14, 2014
24	Gennifer Brandon, CAL vs. Ohio State, Dec. 17, 2011
24	Chiney Ogwumike, STAN vs. Oregon, Feb. 24, 2013
23	Jillian Alleyne, ORE vs. Oklahoma, Nov. 24, 2012
23	Nemkadi Ogwumike, STAN at Oregon, Jan. 23, 2010
23	Cherie Nelson, USC vs. Oregon State, Feb. 22, 1987
23	Lisa Leslie, USC vs. San Diego State, Dec. 4, 1990
23	Ingrid Dixon, CAL vs. Arizona State, Jan. 15, 1994
23	Natalie Williams, UCLA vs. USC, Feb. 4, 1994
23	Shavaki Jackson, CAL vs. Washington, Jan. 29, 2000
23	Ashley Walker, CAL vs. Fresno State, Nov. 10, 2007
22	Jillian Alleyne, ORE vs. Washington, Feb. 21, 2014
22	Mikaela Ruef, STAN vs. Washington, Feb. 9, 2014
22	Ify Ibekwe, ARIZ vs. Arizona State, Feb. 13, 2011
22	Ify Ibekwe, ARIZ at Iona, Nov. 14, 2009
22	Fran Ciak, ASU vs. Morgan State, Dec. 30, 1988
22	Natalie Williams, UCLA vs. Oregon, Mar. 14, 1992
22	Cathrine Kraayeveld, Oregon vs. Montana, Dec. 29, 2002
22	Amy Saneholtz, WSU vs. Arizona State, Mar. 2, 1995
22	Janae Hubbard, UCLA vs. Arizona, Mar. 6, 1999
21	Chiney Ogwumike, STAN vs. USC, Mar. 8, 2014
21	Chiney Ogwumike, STAN vs. Washington St., Mar. 8, 2013
21	Kate Benz, WSU vs. Idaho State, Nov. 26, 2005
21	Andrea Bills, ORE vs. Montana, Dec. 12, 2003
21	Nicole Powell, STAN vs. Oregon, Jan. 13, 2002
21	Amber Hall, WASH vs. Arizona State, Jan. 8, 1998
21	Natalie Williams, UCLA vs. Oregon, Jan. 13, 1993
21	Natalie Williams, UCLA vs. Michigan State, Dec. 29, 1992
20	Chiney Ogwumike, STAN vs. Tennessee, Dec. 21, 2013
20	Talia Caldwell, CAL vs. Oregon, Feb. 24, 2011
20	Kayla Pedersen, STAN at San Francisco, Dec. 22, 2010
20	Jasmine Dixon, UCLA at Oregon, Feb. 27, 2010
20	Ify Ibekwe, ARIZ vs. Arizona State, Feb. 21, 2009
20	Ify Ibekwe, ARIZ at Boise State, Dec. 29, 2008
20	Jayne Appel, STAN vs. Utah, Nov. 18, 2007
20	Andrea Bills, ORE at Santa Clara, Dec. 16, 2003
20	Ebony Hoffman, USC vs. UCLA, Feb. 8, 2003
20	Ebony Hoffman, USC vs. Washington State, Mar. 7, 2003
20	Shavaki Jackson, CAL vs. Arizona State, Mar. 9, 2000
20	Kisa Hughes, UCLA vs. Boise State, Dec. 3, 1994
20	Natalie Williams, UCLA vs. Oregon State, Jan. 16, 1993
20	Natalia Mattick, OSU vs. Portland, Dec. 1, 1990

## MOST POINTS - TEAM

131	Oregon vs. CSU Bakersfield, Nov. 9, 2013
130	Oregon vs. Southern, Dec. 18, 2013
122	Stanford vs. Cal State Fullerton, Dec. 10, 1994
122	Stanford vs. Long Beach State, Dec. 8, 1993
119	Arizona vs. Oregon, Jan. 16, 2010
119	Stanford vs. Wisconsin, Nov. 25, 1988
119	Arizona State vs. Marquette, Dec. 5, 1992
118	Arizona State vs. Long Island University, Dec. 20, 1997
117	Oregon at Cal State Fullerton, Nov. 27, 2009
116	Stanford vs. Arizona, Feb. 23, 1991
115	UCLA vs. Arizona, Jan. 13, 1991
115	California vs. USC, Mar. 10, 1989
114	Stanford vs. Arkansas, Mar. 24, 1990
114	Oregon vs. New Mexico State, Dec. 7, 1990
113	Stanford vs. Arizona State, Jan. 13, 1994
113	Stanford vs. California, Feb. 1, 1991
113	Stanford vs. Ohio, Nov. 25, 1989
113	Stanford vs. Arizona, Feb. 24, 1990
112	Oregon at Arizona, Jan. 16, 2010
112	Stanford vs. Washington, Jan. 8, 2009
112	Stanford vs. California, March 2, 1990
112	UCLA vs. Arizona, Feb. 7, 1991
112	Arizona vs. CS Northridge, Dec. 13, 1991
112	Stanford vs. Oral Roberts, Dec. 19, 1991

## MOST REBOUNDS - TEAM

75	Oregon vs. Sacramento State, Nov. 28, 2010
74	Oregon State vs. Hawai'i, Dec. 20, 1993
73	Arizona State vs. Cleveland State, Dec. 7, 1990
70	Washington vs. Northern Illinois, Nov. 30, 1991
68	Oregon vs. CSU Bakersfield, Nov. 9, 2013
68	Oregon vs. Portland State, Nov. 15, 2012
68	Stanford vs. Oregon, Jan. 27, 2011
68	Arizona vs. Cal State-Fullerton, Dec. 8, 1995
67	Oregon vs. Sacramento State, No. 17, 2013
67	Stanford at Fresno State, Dec. 4, 2011
66	California at Old Dominion, Nov. 30, 2012
66	UCLA vs. Loyola Marymount, Jan. 20, 1987
65	UCLA vs. UC Irvine, Nov. 30, 2005
64	Washington vs. USC, Feb. 9, 2006
64	UCLA vs. UC Santa Barbara, Nov. 27, 1993
64	USC vs. UCLA, Feb. 4, 1994
64	Washington vs. Idaho State, Dec. 4, 1987
64	Arizona State vs. Morgan State, Dec. 30, 1988
64	California vs. Washington, Jan. 29, 2000
63	California vs. Oregon, Jan. 7, 2012
63	Arizona vs. Washington State, Feb. 11, 1993
63	Washington vs. Vanderbilt, Mar. 15, 1997
62	Stanford at UC Davis, Nov. 30, 2012
62	Arizona at CS Bakersfield, Nov. 9, 2012
62	Stanford vs. USC, Jan. 29, 2009
62	USC vs. Marquette, Nov. 26, 1994
62	UCLA vs. Arizona, Jan. 13, 1990
62	California vs. St. Mary's, Nov. 28, 1989
62	Washington State vs. Arizona, Jan. 16, 1993
62	USC vs. Marquette, Nov. 26, 1994
62	Stanford vs. Princeton, Nov. 29, 2003
62	California vs. Saint Mary's, Nov. 30, 2007

<b>SCORING</b>	<b>G</b>	<b>PTS</b>	<b>AVG</b>
1986-87 USC	30	2484	82.8
1987-88 USC	30	2432	81.1
1988-89 Stanford	31	2724	87.9
1989-90 Stanford	33	3036	92.8
1990-91 Stanford	32	2732	85.4
1991-92 Stanford	33	2825	85.6
1992-93 Stanford	32	2527	79.0
1993-94 Stanford	31	2592	83.6
1994-95 Stanford	33	2788	84.5
1995-96 Stanford	32	2485	77.7
1996-97 Stanford	36	3033	84.3
1997-98 Stanford	27	2314	85.7
1998-99 UCLA	34	2896	85.2
1999-00 Arizona	32	2484	77.6
2000-01 Arizona	32	2521	78.8
2001-02 Stanford	35	2809	80.3
2002-03 Washington	30	2267	75.6
2003-04 Arizona	33	2386	72.3
2004-05 Stanford	35	2724	77.8
2005-06 Stanford	34	2671	78.6
2006-07 Arizona State	36	2606	72.4
2007-08 Stanford	39	2928	75.1
2008-09 Stanford	38	2839	76.1
2009-10 Oregon	34	2767	81.4
2010-11 Stanford	36	2856	79.3
2011-12 Stanford	32	2811	76.0
2012-13 California	36	2586	71.8
2013-14 Oregon	32	2981	93.2

<b>SCORING MARGIN</b>	<b>OWN</b>	<b>OPP</b>	<b>DIFF</b>
1986-87 Washington	76.7	64.1	12.6
1987-88 Washington	77.5	62.6	14.9
1988-89 Stanford	87.9	68.3	19.5
1989-90 Stanford	92.8	66.2	23.0
1990-91 Stanford	85.4	70.7	14.7
1991-92 Stanford	85.6	70.1	15.5
1992-93 Stanford	79.0	63.3	15.6
1993-94 Stanford	83.6	65.7	17.9
1994-95 Stanford	84.5	60.8	23.7
1995-96 Stanford	77.7	60.0	17.7
1996-97 Stanford	84.3	61.1	23.1
1997-98 Stanford	85.7	70.9	14.9
1998-99 UCLA	85.2	72.9	12.3
1999-00 Arizona	77.6	67.7	9.9
2000-01 Arizona	78.8	69.7	9.1
2001-02 Stanford	80.3	61.4	18.9
2002-03 Stanford	70.7	58.9	11.8
2003-04 Stanford	70.4	58.4	11.9
2004-05 Stanford	77.8	56.0	21.9
2005-06 Stanford	78.6	62.9	15.7
2006-07 Stanford	71.3	57.1	14.2
2007-08 Stanford	75.1	56.4	18.7
2008-09 Stanford	76.1	55.8	20.3
2009-10 Stanford	76.1	53.9	22.2
2010-11 Stanford	79.3	55.5	23.9
2011-12 Stanford	76.0	55.3	20.7
2012-13 Stanford	70.5	51.9	18.6
2013-14 Stanford	76.7	60.2	16.6

<b>REBOUNDING</b>	<b>G</b>	<b>REB</b>	<b>AVG</b>
1986-87 Oregon	30	1387	46.2
1987-88 UCLA	30	1306	43.5
1988-89 Arizona State	28	1234	44.1
1989-90 USC	27	1183	43.8
1990-91 Arizona State	28	1337	47.8
1991-92 UCLA	31	1432	46.2
1992-93 Stanford	32	1410	44.1
1993-94 USC	30	1377	45.9
1994-95 Stanford	33	1412	42.8
1995-96 Oregon State	28	1167	41.7
1996-97 Washington	28	1259	45.0
1997-98 Washington	28	1244	44.4
1998-99 Washington	29	1290	44.5
1999-00 UCLA	29	1209	41.7
2000-01 Washington	32	1351	42.2
2001-02 Stanford	35	1517	43.3
2002-03 Arizona	31	1412	39.8
2003-04 Arizona	33	1265	38.3
2004-05 USC	31	1251	40.4
2005-06 Stanford	34	1395	41.0
2006-07 Stanford	34	1454	42.8
2007-08 UCLA	31	1309	42.2
2008-09 Stanford	38	1663	43.8
2009-10 Stanford	38	1719	45.2
2010-11 Stanford	36	1565	43.5
2011-12 California	35	1592	45.5
2012-13 California	36	1606	44.6
2013-14 Oregon	32	1633	51.0

<b>REBOUNDING MARGIN</b>	<b>OWN</b>	<b>OPP</b>	<b>DIFF</b>
1986-87 Washington	42.4	34.5	7.9
1987-88 UCLA	43.5	36.0	7.5
1988-89 Oregon	42.7	37.3	5.4
1989-90 Stanford	43.2	35.5	7.6
1990-91 Oregon State	44.5	38.9	5.6
1991-92 Stanford	43.0	38.6	4.4
1992-93 USC	40.5	35.2	5.3
1993-94 USC	45.9	40.6	5.3
1994-95 Stanford	42.8	33.6	9.2
1995-96 Stanford	41.1	35.3	5.8
1996-97 Stanford	43.7	35.6	8.1
1997-98 Stanford	39.3	30.8	8.6
1998-99 UCLA	43.3	38.3	5.0
1999-00 Oregon State	39.7	34.0	5.7
2000-01 Oregon State	38.0	34.4	3.6
2001-02 Stanford	43.3	35.0	8.3
2002-03 Stanford	39.2	31.2	8.0
2003-04 Arizona	38.3	33.5	4.8
2004-05 Stanford	39.5	33.2	6.2
2005-06 Arizona State	37.8	31.3	6.4
2006-07 Stanford	42.8	35.4	7.4
2007-08 California	40.9	33.1	7.7
2008-09 Stanford	43.8	30.5	13.2
2009-10 Stanford	45.2	33.5	11.8
2010-11 Stanford	43.5	31.9	11.6
2011-12 California	45.5	32.9	+12.6
2012-13 California	44.6	33.2	+11.4
2013-14 Stanford	42.6	34.7	+7.9

<b>FIELD GOAL PCT</b>	<b>FGM</b>	<b>FGA</b>	<b>PCT</b>
1986-87 USC	1006	2035	49.4
1987-88 Oregon	765	1651	46.3
1988-89 Stanford	1027	2092	49.1
1989-90 Stanford	1160	2317	50.1
1990-91 Washington	835	1764	47.3
1991-92 Stanford	1021	2114	48.3
1992-93 California	837	1815	46.1
1993-94 Oregon State	837	1752	47.8
1994-95 Oregon State	867	1779	48.7
1995-96 Arizona	862	1762	48.9
1996-97 Stanford	1093	2317	47.2
1997-98 Stanford	800	1536	52.1
1998-99 UCLA	1081	2272	47.6
1999-00 Stanford	798	1221	46.4
2000-01 Arizona	914	1946	47.0
2001-02 Stanford	1027	2151	47.7
2002-03 Arizona	883	1888	46.8
2003-04 Arizona	919	2002	45.9
2004-05 Stanford	994	2063	48.2
2005-06 Stanford	999	2137	46.7
2006-07 Arizona State	454	2052	46.5
2007-08 Stanford	1096	2395	45.8
2008-09 Stanford	1098	2323	47.3
2009-10 Stanford	1066	2302	46.3
2010-11 Stanford	1062	2160	49.2
2011-12 Stanford	1049	2298	45.6
2012-13 Stanford	970	2133	45.5
2013-14 Stanford	1066	2269	47.0

<b>3-PT FIELD GOAL PCT</b>	<b>FGM</b>	<b>FGA</b>	<b>PCT</b>
1986-87	-	-	-
1987-88 Arizona State	24	58	41.4
1988-89 Oregon	51	115	44.3
1989-90 Stanford	177	420	42.1
1990-91 Washington	80	192	41.7
1991-92 California	134	346	38.7
1992-93 Oregon	155	429	36.1
1993-94 Oregon State	72	185	38.9
1994-95 Washington State	144	423	34.0
1995-96 Arizona	155	406	38.2
1996-97 Stanford	205	544	37.7
1997-98 Stanford	151	381	39.6
1998-99 Washington State	200	568	35.2
1999-00 Stanford	213	522	40.8
2000-01 Stanford	188	504	37.3
2001-02 Stanford	258	657	39.3
2002-03 Washington	246	676	36.4
2003-04 Stanford	256	679	37.7
2004-05 Stanford	221	581	38.0
2005-06 Stanford	241	609	39.6
2006-07 Arizona State	176	466	37.8
2007-08 California	155	447	34.7
2008-09 Arizona State	180	458	39.3
2009-10 Oregon	284	799	33.5
2010-11 Stanford	225	623	36.1
2011-12 Arizona	203	577	39.4
2012-13 Utah	208	589	35.3
2013-14 Oregon State	288	781	36.9

FREE THROW PCT.	FTM	FTA	PCT	
1986-87	California	592	799	74.1
1987-88	Stanford	451	608	74.2
1988-89	Washington State	485	671	72.3
1989-90	Stanford	566	741	76.4
1990-91	Stanford	593	810	73.2
1991-92	Stanford	633	861	73.5
1992-93	Stanford	462	654	70.6
1993-94	Stanford	499	677	73.7
1994-95	Oregon	479	665	72.0
1995-96	Stanford	521	726	71.8
1996-97	Stanford	642	887	72.4
1997-98	Stanford	563	783	71.9
1998-99	Arizona	520	721	72.1
1999-00	Washington State	337	453	74.4
2000-01	Stanford	413	573	72.1
2001-02	Arizona	445	601	74.0
2002-03	Stanford	472	611	77.3
2003-04	Stanford	476	589	80.8
2004-05	Stanford	515	685	75.2
2005-06	Oregon	344	459	74.9
2006-07	Arizona State	571	768	75.1
2007-08	Stanford	509	704	72.3
2008-09	Oregon State	462	621	74.4
2009-10	Stanford	522	710	73.5
2010-11	Stanford	507	683	74.2
2011-12	Stanford	521	684	76.2
2012-13	Stanford	410	571	71.8
2013-14	Oregon	610	830	73.5

ASSISTS	G	AST	AVG	
1986-87	California	31	619	20.0
1987-88	Stanford	32	577	18.0
1988-89	Stanford	31	656	21.2
1989-90	Stanford	33	758	23.0
1990-91	Stanford	32	646	20.2
1991-92	Stanford	33	613	18.6
1992-93	Stanford	32	599	18.7
1993-94	Stanford	31	614	19.8
1994-95	Stanford	33	682	20.7
1995-96	Arizona	30	581	19.4
1996-97	Stanford	36	666	18.5
1997-98	Stanford	27	496	18.4
1998-99	UCLA	34	565	16.6
1999-00	Arizona	32	574	17.9
2000-01	Arizona	32	531	16.6
2001-02	Stanford	35	672	19.2
2002-03	Washington	30	549	18.3
2003-04	Arizona State	29	475	16.4
2004-05	Arizona State	34	579	17.0
2005-06	Arizona State	32	588	18.4
2006-07	Arizona State	36	652	18.1
2007-08	Stanford	39	674	17.2
2008-09	Stanford	38	716	18.8
2009-10	Stanford	38	666	17.5
2010-11	Stanford	36	635	17.64
2011-12	Stanford	37	613	16.57
2012-13	UCLA	34	556	16.35
2013-14	Stanford	37	655	17.7

STEALS	G	ST	AVG	
1986-87	Oregon State	28	339	12.1
1987-88	Washington	30	366	12.2
1988-89	Stanford	31	333	10.7
1989-90	UCLA	29	311	10.7
1990-91	Oregon State	28	350	12.5
1991-92	Arizona State	29	420	14.5
1992-93	Arizona State	27	372	13.8
1993-94	Arizona State	25	338	13.5
1994-95	California	27	336	12.4
1995-96	UCLA	27	343	12.7
1996-97	Arizona	31	399	12.9
1997-98	UCLA	29	341	11.8
1998-99	UCLA	34	435	12.8
1999-00	UCLA	29	321	11.1
2000-01	UCLA	29	324	11.2
2001-02	USC	30	303	10.1
2002-03	UCLA	29	383	13.2
2003-04	UCLA	30	369	12.3
2004-05	UCLA	28	333	11.9
2005-06	UCLA	32	334	10.4
2006-07	Washington	31	303	9.7
2007-08	UCLA	31	317	10.2
2008-09	UCLA	31	333	10.7
2009-10	UCLA	34	362	10.6
2010-11	UCLA	33	420	12.7
2011-12	Arizona State	32	336	10.5
2012-13	UCLA	34	338	9.94
2013-14	Oregon	32	327	10.2

BLOCKED SHOTS	G	BS	AVG	
1986-87	Oregon	30	164	5.5
1987-88	Oregon	28	161	5.8
1988-89	Oregon	32	148	4.6
1989-90	Oregon	29	130	4.5
1990-91	Oregon State	28	120	4.3
1991-92	Stanford	33	112	3.4
1992-93	USC	29	141	4.9
1993-94	USC	30	172	5.7
1994-95	USC	28	116	4.1
1995-96	Oregon	29	105	3.6
1996-97	USC	29	132	4.6
1997-98	Oregon State	27	87	3.2
1998-99	Stanford	30	137	4.6
1999-00	Oregon State	30	147	4.9
2000-01	Stanford	30	176	5.9
2001-02	Stanford	35	196	5.6
2002-03	Oregon State	30	117	3.9
2003-04	Oregon State	32	127	3.9
2004-05	Arizona	32	131	4.1
2005-06	Stanford	34	146	4.3
2006-07	Stanford	34	189	5.5
2007-08	Stanford	39	187	4.8
2008-09	Stanford	38	177	4.7
2009-10	Oregon	34	149	4.4
2010-11	Oregon State	30	143	4.77
2011-12	Arizona State	32	187	5.84
2013-14	Oregon State	35	221	6.3

SCORING DEFENSE	G	PTS	AVG	
1986-87	Washington	30	1924	64.1
1987-88	Washington	30	1879	62.6
1988-89	Washington	33	2181	66.1
1989-90	Washington	31	1865	60.2
1990-91	Washington	29	1808	62.3
1991-92	USC	31	1963	63.3
1992-93	USC	29	1731	59.7
1993-94	Washington	29	1848	63.7
1994-95	Stanford	33	2007	60.8
1995-96	Oregon	29	1732	59.7
1996-97	Oregon	29	1726	59.5
1997-98	Arizona	30	1995	66.5
1998-99	Oregon	31	1836	59.2
1999-00	Oregon State	30	1831	61.0
2000-01	Arizona State	31	1908	61.5
2001-02	Arizona State	34	2008	59.1
2002-03	Stanford	32	1886	58.9
2003-04	Stanford	34	1986	58.4
2004-05	Arizona State	34	1860	54.7
2005-06	Oregon	29	1705	58.8
2006-07	Stanford	34	1943	57.1
2007-08	California	34	1845	54.3
2008-09	California	34	1864	54.8
2009-10	Stanford	38	2049	53.9
2010-11	UCLA	33	1826	55.3
2011-12	Arizona State	32	1704	53.2
2012-13	Stanford	36	1870	51.9
2013-14	Stanford	37	2226	60.2

FG PCT. DEFENSE	FGM	FGA	PCT	
1986-87	Oregon	851	2115	40.2
1987-88	Oregon	731	1974	37.0
1988-89	Oregon	902	2262	39.9
1989-90	Stanford	832	2029	41.0
1990-91	USC	742	1929	38.5
1991-92	Stanford	901	2221	40.6
1992-93	USC	635	1696	37.4
1993-94	USC	750	2015	37.2
1994-95	Stanford	706	1814	38.9
1995-96	Arizona	718	1870	38.4
1996-97	Stanford	806	2168	37.2
1997-98	Arizona	729	1767	41.3
1998-99	Oregon	654	1797	36.4
1999-00	Oregon State	625	1606	38.9
2000-01	Oregon	648	1645	39.4
2001-02	Stanford	756	2183	34.6
2002-03	Arizona	698	1848	37.8
2003-04	Stanford	476	589	80.8
2004-05	Stanford	715	2035	35.1
2005-06	Oregon	613	1696	36.1
2006-07	Stanford	702	2027	34.6
2007-08	California	692	1970	35.1
2008-09	Stanford	761	2163	35.2
2009-10	Stanford	798	2351	33.9
2010-11	Stanford	732	2180	33.6
2011-12	Stanford	756	2228	33.9
2012-13	Stanford	693	2192	31.6
2013-14	Oregon State	765	2211	34.6

**ALL-TIME PAC-12 HEAD COACHES**

Since 1981-82	NO. OF YEARS	ALL GAMES			PAC-12 GAMES		
		W	L	PCT	W	L	PCT
<b>ARIZONA</b>							
Judy LeWinter	4 (1982-85)	35	79	.307			
Wendy Larry	2 (1986-87)	30	27	.526	4	14	.222
June Olkowski	4 (1988-91)	34	82	.293	14	58	.194
Joan Bonvicini	17 (1992-08)	287	223	.563	152	153	.498
Niya Butts	6 (2009-pres.)	79	108	.422	28	80	.259
<b>ARIZONA STATE</b>							
Juliene Simpson	6 (1982-87)	101	68	.598	4	14	.222
Maura McHugh	6 (1988-93)	84	84	.500	39	69	.361
Jacqueline Hullah	3 (1994-96)	20	60	.250	8	46	.148
Joseph Anders	1 (2012)	20	12	.625	10	8	.556
Charli Turner Thorne	17 (1997-pres.)	325	207	.611	181	143	.559
<b>CALIFORNIA</b>							
Gooch Foster	15 (1982-96)	239	196	.549	77	108	.400
Marianne Stanley	4 (1997-00)	35	75	.318	16	56	.222
Caren Horstmeyer	5 (2001-05)	52	91	.364	23	67	.256
Joanne Boyle	6 (2006-11)	137	64	.682	70	38	.648
Lindsay Gottlieb	3 (2012-pres.)	80	23	.777	44	10	.800
<b>COLORADO</b>							
Sox Walseth	2 (1982-83)	49	16	.754			
Ceal Barry	22 (1984-05)	427	242	.638			
Kathy McConnell-Miller	5 (2006-10)	65	88	.425			
Linda Lappe	4 (2010-pres.)	83	52	.615	31	39	.486
<b>OREGON</b>							
Elwin Heiny	12 (1982-93)	208	135	.606	58	68	.460
Jody Runge	8 (1994-01)	160	73	.687	100	44	.694
Bev Smith	8 (2002-2009)	123	121	.504	61	83	.424
Paul Westhead	5 (2010-2014)	66	92	.418	20	52	.289
Kelly Graves	0 (2014-pres.)						
<b>OREGON STATE</b>							
Aki Hill	14 (1982-95)	214	185	.536	63	99	.389
Judy Spoelstra	10 (1996-05)	133	158	.457	67	113	.372
LaVonda Wagner	5 (2006-10)	68	85	.444	26	64	.289
Scott Rueck	4 (2011-pres.)	62	66	.484	28	44	.389
<b>STANFORD</b>							
Dotty McCrea	4 (1982-85)	52	66	.441			
Marianne Stanley^	1 (1996)	29	3	.906	18	0	1.000
Amy Tucker^	1 (1996)	29	3	.906	18	0	1.000
Tara VanDerveer	28 (1987-95, 97-pres.)	775	156	.832	426	60	.877
^ - Stanley and Tucker were acting co-head coaches during the 1995-96 campaign while VanDerveer was on sabbatical coaching the U.S. National Team/Olympic Team.							
<b>UCLA</b>							
Billie Moore	12 (1982-93)	198	149	.571	73	53	.579
Kathy Olivier	15 (1994-08)	232	208	.527	142	128	.526
Nikki Caldwell	3 (2009-11)	72	26	.735	40	14	.741
Cori Close	3 (2012-pres.)	53	42	.558	30	24	.556
<b>USC</b>							
Linda Sharp	8 (1982-89)	191	56	.773	38	15	.717
Marianne Stanley	4 (1990-93)	71	46	.607	45	27	.625
Cheryl Miller	2 (1994-95)	44	14	.759	26	10	.722
Fred Williams	2 (1996-97)	33	23	.589	21	15	.583
Chris Gobrecht	7 (1998-04)	93	108	.463	58	68	.460
Mark Trakh	5 (2005-09)	90	64	.584	52	38	.578
Michael Cooper	4 (2010-13)	72	57	.558	41	31	.569
Cynthia Cooper	1 (2013-pres.)	22	13	.629	11	7	.611
<b>UTAH</b>							
Fern Gardner	2 (1982-83)	40	18	.690			
Elaine Elliott	27 (1983-10)	582	234	.713			
Anthony Levrets	4 (2011-pres.)	69	66	.511	23	29	.386
<b>WASHINGTON</b>							
Sue Kruszewski	2 (1982-83)	31	22	.585			
Joyce Sake	2 (1984-85)	43	10	.811			
Chris Gobrecht	11 (1986-96)	243	89	.732	132	48	.733
June Daugherty	11 (1997-07)	191	139	.579	113	85	.571
Tia Jackson	4 (2008-11)	45	75	.375	24	48	.333
Kevin McGuff	2 (2011-13)	41	26	.612	19	17	.528
Mike Neighbors	1 (2013-pres.)	20	14	.588	10	8	.556
<b>WASHINGTON STATE</b>							
Sue Durrant	1 (1982)	15	14	.517			
Harold Rhodes	17 (1983-99)	194	271	.417	76	158	.325
Jenny Przekwas	3 (2000-02)	17	68	.200	7	47	.130
Sherri Murrell	5 (2003-07)	27	114	.191	8	82	.089
June Daugherty	7 (2008-pres.)	73	142	.340	35	89	.289

**VICTORIES, ALL GAMES**

(as a Pac-12 head coach)

	WINS
Tara VanDerveer, STAN	775
Chris Gobrecht, USC/WASH	312
Charli Turner Thorne, ASU	325
Joan Bonvicini, ARIZ	287
June Daugherty, WASH/WSU	269
Kathy Olivier, UCLA	232
Harold Rhodes, WSU	162
Jody Runge, ORE	160
Gooch Foster, CAL	144
Joanne Boyle, CAL	137
Marianne Stanley, CAL/USC/STAN	135
Judy Spoelstra, OSU	133
Aki Hill, OSU	123
Bev Smith, ORE	123
Billie Moore, UCLA	115

**WIN PCT., ALL-GAMES**

(as a Pac-12 head coach)

	PCT.	W-L
Amy Tucker, STAN ^	.906	29-3
Tara VanDerveer, STAN	.832	775-156
Joanne Boyle, CAL	.782	137-64
Lindsay Gottlieb, CAL	.777	80-23
Cheryl Miller, USC	.759	44-14
Nikki Caldwell, UCLA	.735	72-26
Jody Runge, ORE	.687	160-73
Linda Sharp, USC	.636	56-32
Cynthia Cooper, USC	.629	22-13
Joseph Anders, ASU	.625	20-12
Chris Gobrecht, WASH/USC	.620	312-191
Linda Lappe, COLO	.615	83-52
Charli Turner Thorne, ASU	.615	325-207
Kevin McGuff, WASH	.612	41-26
Fred Williams, USC	.589	33-23

**VICTORIES, PAC-12 GAMES**

WINS

Tara VanDerveer, STAN	426
Chris Gobrecht, USC/WASH	190
Charli Turner Thorne, ASU	181
Joan Bonvicini, ARIZ	152
Kathy Olivier, UCLA	142
June Daugherty, WASH/WSU	148
Jody Runge, ORE	100
Marianne Stanley, CAL/USC/STAN	79
Gooch Foster, CAL	77
Harold Rhodes, WSU	76
Billie Moore, UCLA	73
Joanne Boyle, CAL	70
Judy Spoelstra, OSU	67
Aki Hill, OSU	63
Bev Smith, ORE	61

**WIN PCT., PAC-12 GAMES**

	PCT.	W-L
Amy Tucker, STAN	100.0	18-0
Tara VanDerveer, STAN	.877	426-60
Lindsay Gottlieb, CAL	.800	44-10
Nikki Caldwell, UCLA	.741	40-14
Cheryl Miller, USC	.722	26-10
Linda Sharp, USC	.717	38-15
Jody Runge, ORE	.694	100-44
Joanne Boyle, CAL	.648	70-38
Cori Close, UCLA	.639	23-13
Chris Gobrecht, USC/WASH	.621	190-116
Michael Cooper, USC	.569	41-31
Fred Williams, USC	.583	21-15
Billie Moore, UCLA	.579	73-53
Mark Trakh, USC	.578	52-38
Charli Turner Thorne, ASU	.559	181-143

**2002**

**McArthur Court, Eugene, Ore.**  
(Total Attendance: 27,415)

**Session 1 - Friday, March 1 (Att.: 5,842)**  
Game 1: #7 Oregon 85, #10 Washington State 67  
Game 2: #8 UCLA 46, #9 California 42

**Session 2 - Saturday, March 2 (Att.: 5,407)**  
Game 3: #7 Oregon 78, #2 Washington 64  
Game 4: #3 Arizona State 66, #6 Arizona 58

**Session 3 - Saturday, March 2 (Att.: 5,232)**  
Game 5: #1 Stanford 96, #8 UCLA 61  
Game 6: #5 Oregon State 69, #4 USC 68

**Session 4 - Sunday, March 3 (Att.: 5,585)**  
#3 Arizona State 64, #7 Oregon 58  
#1 Stanford 71, #5 Oregon State 55

**Session 5 - Monday, March 4 (Att.: 5,349)**  
#3 Arizona State 70, #1 Stanford 63

**2003**

**HP Pavilion, San Jose, Calif.**  
(Total Attendance: 16,483)

**Session 1 - Friday, March 7 (Att.: 2,983)**  
#7 USC 53, #10 Washington State 46  
#9 California 46, #8 Arizona State 38

**Session 2 - Saturday, March 8 (Att.: 2,167)**  
#2 Washington 64, #7 USC 63  
#3 Arizona 70, #6 Oregon State 56

**Session 3 - Saturday, March 8 (Att.: 4,188)**  
#1 Stanford 60, #9 California 35  
#4 UCLA 71, #5 Oregon 58

**Session 4 - Sunday, March 9 (Att.: 3,730)**  
#3 Arizona 74, #2 Washington 51  
#1 Stanford 69, #4 UCLA 64

**Session 5 - Monday, March 10 (Att.: 3,415)**  
#1 Stanford 59, #3 Arizona 49



**Head coach Charli Turner Thorne led Arizona State to capture the first-ever Pac-10 Tournament title in 2002.**

**2004**

**HP Pavilion, San Jose, Calif.**  
(Total Attendance: 17,840)

**Session 1 - Friday, March 5 (Att.: 3,547)**  
#7 Oregon State 67, #10 Washington State 43  
#9 California 82, #8 Oregon 57

**Session 2 - Saturday, March 6 (Att.: 2,549)**  
#6 Washington 67, #3 USC 50  
#2 Arizona 81, #7 Oregon State 58

**Session 3 - Saturday, March 6 (Att.: 4,412)**  
#1 Stanford 80, #9 California 55  
#4 UCLA 70, #5 Arizona State 50

**Session 4 - Sunday, March 7 (Att.: 3,831)**  
#2 Arizona 77, #6 Washington 55  
#1 Stanford 70, #4 UCLA 66

**Session 5 - Monday, March 8 (Att.: 3,501)**  
#1 Stanford 51, #2 Arizona 46

**2005**

**HP Pavilion, San Jose, Calif.**  
(Total Attendance: 17,097)

**Session 1 - Friday, March 4 (Att.: 3,067)**  
#8 California 70, #9 Washington State 52  
#7 Washington 81, #10 Oregon State 68

**Session 2 - Saturday, March 5 (Att.: 2,483)**  
#3 Arizona State 73, #6 UCLA 71  
#2 Oregon 64, #7 Washington 50

**Session 3 - Saturday, March 5 (Att.: 4,011)**  
#1 Stanford 81, #8 California 40  
#4 USC 74, #5 Arizona 66

**Session 4 - Sunday, March 6 (Att.: 3,521)**  
#3 Arizona State 54, #2 Oregon 47  
#1 Stanford 73, #4 USC 69

**Session 5 - Monday, March 7 (Att.: 4,015)**  
#1 Stanford 56, #3 Arizona State 42

**2006**

**HP Pavilion, San Jose, Calif.**  
(Total Attendance: 17,979)

**Session 1 - Friday, March 3 (Att.: 3,173)**  
#7 Oregon State 77, #10 Washington State 38  
#9 Arizona 64, #8 Oregon 57

**Session 2 - Saturday, March 4 (Att.: 2,637)**  
#3 UCLA 80, #6 California 63  
#2 Arizona State 74, #7 Oregon State 66

**Session 3 - Saturday, March 4 (Att.: 4,371)**  
#1 Stanford 77, #9 Arizona 50  
#5 USC 70, #4 Washington 67

**Session 4 - Sunday, March 5 (Att.: 3,725)**  
#3 UCLA 60, #2 Arizona State 59  
#1 Stanford 73, #5 USC 44

**Session 5 - Monday, March 6 (Att.: 4,073)**  
#3 UCLA 85, #1 Stanford 76 (OT)

**2007**

**HP Pavilion, San Jose, Calif.**  
(Total Attendance: 18,458)

**Session 1 - Friday, March 2 (Att.: 3,503)**  
#7 UCLA 72, #10 Washington State 58  
#9 Arizona 69, #8 Oregon State 54

**Session 2 - Saturday, March 3 (Att.: 2,867)**  
#3 California 63, #6 Oregon 51  
#2 Arizona State 74, #7 UCLA 64

**Session 3 - Saturday, March 3 (Att.: 4,392)**  
#1 Stanford 65, #9 Arizona 55  
#5 USC 81, #4 Washington 77

**Session 4 - Sunday, March 4 (Att.: 4,117)**  
#2 Arizona State 60, #3 California 53  
#1 Stanford 67, #5 USC 52

**Session 5 - Monday, March 6 (Att.: 3,579)**  
#1 Stanford 62, #2 Arizona State 55

**2008**

**HP Pavilion, San Jose, Calif.**  
(Total Attendance: 19,004)

**Session 1 - Friday, March 7 (Att.: 2,905)**  
#7 Oregon 66, #10 Washington State 45  
#8 Oregon State 46, #9 Arizona 31

**Session 2 - Saturday, March 8 (Att.: 2,858)**  
#3 Arizona State 83, #6 Washington 64  
#2 California 67, #7 Oregon 60

**Session 3 - Saturday, March 8 (Att.: 4,402)**  
#1 Stanford 67, #8 Oregon State 41  
#5 UCLA 73, #4 USC 52

**Session 4 - Sunday, March 9 (Att.: 4,318)**  
#2 California 65, #3 Arizona State 61  
#1 Stanford 78, #5 UCLA 45

**Session 5 - Monday, March 10 (Att.: 4,521)**  
#1 Stanford 56, #2 California 35

**2009**

**Galen Center, Los Angeles, Calif.**  
(Total Attendance: 8,109)

**Session 1 - Thursday, March 12 (Att.: 1,412)**  
#10 Washington 69, #7 Oregon 43  
#9 Arizona 79, #8 Washington State 72

**Session 2 - Friday, March 13 (Att.: 1,366)**  
#6 USC 70, #3 Arizona State 65  
#2 California 61, #10 Washington 41

**Session 3 - Friday, March 13 (Att.: 1,750)**  
#1 Stanford 77, #9 Arizona 46  
#4 UCLA 62, #5 Oregon State 56

**Session 4 - Saturday, March 14 (Att.: 2,072)**  
#6 USC 69, #2 California 67  
#1 Stanford 73, #4 UCLA 47

**Session 5 - Sunday, March 15 (Att.: 1,509)**  
#1 Stanford 89, #6 USC 64

**2010**

**Galen Center, Los Angeles, Calif.**  
(Total Attendance: 8,538)

**Session 1 - Thursday, March 11 (Att.: 1,203)**  
#8 Arizona 62, #9 Washington State 60  
#10 Oregon State 52, #7 Washington 42

**Session 2 - Friday, March 12 (Att.: 1,177)**  
#4 California 60, #5 Arizona State 50  
#1 Stanford 72, #8 Arizona 52

**Session 3 - Friday, March 12 (Att.: 1,696)**  
#3 USC 80, #6 Oregon 76  
#2 UCLA 60, #10 Oregon State 44

**Session 4 - Saturday, March 13 (Att.: 2,030)**  
#1 Stanford 64, #4 California 44  
#2 UCLA 59, #3 USC 53

**Session 5 - Sunday, March 14 (Att.: 2,432)**  
#1 Stanford 70, #2 UCLA 46

**2011**

**Galen Center/Staples Center, Los Angeles, Calif.**  
(Total Attendance: 8,289)

**Session 1 - Wednesday, March 9 (Att.: 1,567)**  
#3 Arizona State 50, #10 Oregon State 44  
#4 Arizona 90, #9 Oregon 89

**Session 2 - Wednesday, March 9 (Att.: 1,567)**  
#5 USC 79, #8 Washington State 66  
#6 California 58, #7 Washington 48

**Session 3 - Thursday, March 10 (Att.: 943)**  
#6 California 48, #3 Arizona State 43  
#4 Arizona 72, #5 USC 61

**Session 4 - Friday, March 11 (Att.: 1,594)**  
#1 Stanford 100, #4 Arizona 71  
#2 UCLA 63, #6 California 50

**Session 5 - Saturday, March 12 (Att.: 2,618)**  
#1 Stanford 64, #2 UCLA 55

**2012**

**Galen Center/Staples Center, Los Angeles, Calif.**  
(Total Attendance: 7,720)

**Session 1 - Wednesday, March 7 (Att.: 1,503)**  
#8 Washington 72, #9 Oregon 56  
#12 Arizona 61, #5 UCLA 57  
#10 Colorado 55, #7 Utah 41  
#11 Washington State 65, #6 Oregon State 56

**Session 2 - Thursday, March 8 (Att.: 2,901)**  
#1 Stanford 76, #8 Washington 57  
#4 Arizona State 68, #12 Arizona 53  
#2 California 68, #10 Colorado 59  
#11 Washington State 69, #3 USC 55

**Session 3 - Friday, March 9 (Att.: 1,471)**  
#1 Stanford 52, #4 Arizona State 43  
#2 California 64, #11 Washington State 49

**Session 5 - Saturday, March 12 (Att.: 1,845)**  
#1 Stanford 77, #2 California 62

**2013**

**KeyArena, Seattle, Wash.**  
(Total Attendance: 26,465)

**Session 1 - Thursday, March 7 (Att.: 2,884)**  
#7 USC 64, #10 Oregon State 57  
#6 Utah 66, #11 Arizona 48

**Session 2 - Thursday, March 7 (Att.: 4,665)**  
#8 Washington State 48, #9 Arizona State 41  
#5 Washington 69, #12 Oregon 62

**Session 3 - Friday, March 8 (Att.: 3,385)**  
#2 California 78, #7 USC 59  
#3 UCLA def. #6 Utah 43

**Session 4 - Saturday, March 9 (Att.: 5,452)**  
#1 Stanford 79, #8 Washington State 60  
#4 Colorado 70, #5 Washington 59

**Session 5 - Saturday, March 9 (Att.: 6,152)**  
#3 UCLA 70, #2 California 58  
#1 Stanford 61, #4 Colorado 47

**Session 6 - Sunday, March 10 (Att.: 3,927)**  
#1 Stanford 51, #3 UCLA 49

**2014**

**KeyArena, Seattle, Wash.**  
(Total Attendance: 24,739)

**Session 1 - Thursday, March 6 (Att.: 2,449)**  
#9 Colorado 76, #8 UCLA 65  
#5 USC 59, #12 Arizona 54

**Session 2 - Thursday, March 6 (Att.: 3,754)**  
#7 Washington State 107, #10 Oregon 100  
#11 Utah 65, #6 Washington 53

**Session 3 - Friday, March 7 (Att.: 3,282)**  
#1 Stanford 69, #9 Colorado 54  
#5 USC 59, #4 Arizona State 57


**Session 4 - Friday, March 7 (Att.: 4,396)**  
#7 Washington State 91, #2 California 83  
#3 Oregon State 50, #11 Utah 35

**Session 5 - Saturday, March 8 (Att.: 6,073)**  
#5 USC 72, #1 Stanford 68  
#3 Oregon State 70, #7 Washington State 60

**Session 6 - Sunday, March 9 (Att.: 4,785)**  
#5 USC 71, #3 Oregon State 62



**UCLA was the second No. 3 seed to win the Pac-10 Tournament title in the history of the tournament, winning in 2006.**



**Stanford has been the No. 1 seed every year of the Pac-12/10 Tournament and has won the tournament title 10 times.**

## MOST OUTSTANDING PLAYER

- 2002 Nicole Powell, Stanford
- 2003 Nicole Powell, Stanford
- 2004 Nicole Powell, Stanford
- 2005 Candice Wiggins, Stanford
- 2006 Lisa Willis, UCLA
- 2007 Candice Wiggins, Stanford
- 2008 Candice Wiggins, Stanford
- 2009 Kayla Pedersen, Stanford
- 2010 Nnemkadi Ogwumike, Stanford
- 2011 Nnemkadi Ogwumike, Stanford
- 2012 Nnemkadi Ogwumike, Stanford
- 2013 Chiney Ogwumike, Stanford
- 2014 Ariya Crook, USC

## ALL-TOURNAMENT TEAM

- 2002** Enjoli Izidor, Stanford  
Melody Johnson, Arizona State  
Amanda Levens, Arizona State  
Nicole Powell, Stanford  
Felicia Ragland, Oregon State  
Shaquala Williams, Oregon
- 2003** Nikki Blue, UCLA  
Shawntinice Polk, Arizona  
Nicole Powell, Stanford  
Kelley Suminski, Stanford  
Krista Warren, Arizona  
Dee-Dee Wheeler, Arizona
- 2004** Nikki Blue, UCLA  
Aimee Grzyb, Arizona  
Giuliana Mendiola, Washington  
Shawntinice Polk, Arizona  
Nicole Powell, Stanford  
Kelley Suminski, Stanford
- 2005** Nikki Blue, UCLA  
Aubree Johnson, Arizona State  
Kristen Kovesdy, Arizona State  
Eshaya Murphy, USC  
Kelley Suminski, Stanford  
Candice Wiggins, Stanford
- 2006** Nikki Blue, UCLA  
Kristen Kovesdy, Arizona State  
Noelle Quinn, UCLA  
Brooke Smith, Stanford  
Lisa Willis, UCLA  
Candice Wiggins, Stanford
- 2007** Jayne Appel, Stanford  
Devanei Hampton, California  
Shay Murphy, USC  
Noelle Quinn, UCLA  
Brooke Smith, Stanford  
Emily Westerberg, Arizona State  
Candice Wiggins, Stanford
- 2008** Jayne Appel, Stanford  
Devanei Hampton, California  
Taylor Lilley, Oregon  
Kayla Pedersen, Stanford  
Dymond Simon, Arizona State  
Candice Wiggins, Stanford

- 2009** Jillian Harmon, Stanford  
Camille LeNoire, USC  
Atonye Nyingifa, UCLA  
Kayla Pedersen, Stanford  
Nnemkadi Ogwumike, Stanford  
Ashley Walker, California
- 2010** Jayne Appel, Stanford  
Ashley Corral, USC  
Jasmine Dixon, UCLA  
Nnemkadi Ogwumike, Stanford  
Kayla Pedersen, Stanford  
Markel Walker, UCLA
- 2011** Cassie Harberts, USC  
Soana Lucet, Arizona  
Doreena Campbell, UCLA  
Darxia Morris, UCLA  
Chiney Ogwumike, Stanford  
Nnemkadi Ogwumike, Stanford
- 2012** Brittany Boyd, California  
Kimberly Brandon, Arizona State  
Layshia Clarendon, California  
Chiney Ogwumike, Stanford  
Nnemkadi Ogwumike, Stanford  
Jazmine Perkins, Stanford
- 2013** Alyssia Brewer, UCLA  
Jazmine Davis, Washington  
Chucky Jeffery, Colorado  
Chiney Ogwumike, Stanford  
Amber Orrange, Stanford  
Markel Walker, UCLA
- 2014** Ariya Crook, USC  
Lia Galdiera, Washington State  
Ruth Hamblin, Oregon State  
Cassie Harberts, USC  
Chiney Ogwumike, Stanford  
Sydney Wiese, Oregon State



## INDIVIDUAL RECORDS

### POINTS

**Half:** 27, Nicole Powell, Stanford vs. Oregon State, Mar. 3, 2002  
**Game:** 37, Nicole Powell, Stanford vs. Oregon State, Mar. 3, 2002  
**Tournament:** 75, Lia Galdiera, Washington State, 2014  
**Tournament Ave. (min 2 games):** 26.5, Giuliana Mendiola, Washington, 2004

### FIELD GOALS

**Game:** 15, Nnemkadi Ogumike, Stanford vs. Arizona, Mar. 11, 2011 (15-of-22)  
**Tournament:** 27 Tia Presley, Washington State (27-of-58), 2014  
 27, Nnemkadi Ogumike, Stanford (27-of-48), 2012

### FIELD GOAL ATTEMPTS

**Game:** 29, Nikki Blue, UCLA vs. Arizona State, Mar. 5, 2005 (14-of-29)  
**Tournament:** 58, Tia Presley, Washington State, 2014 (27-58)

### FIELD GOAL PERCENTAGE (min 6 made)

**Game:** 1.000, Jayne Appel (8-8), 2008  
**Tournament:** 1.000, Jayne Appel (8-8), 2008

### THREE-POINT FIELD GOALS

**Game:** 8, Candice Wiggins, Stanford vs. USC, Mar. 4, 2007 (8 of 9)  
**Tournament:** 14, Candice Wiggins, Stanford, 2007 (14-of-25)

### THREE-POINT FIELD GOAL ATTEMPTS

**Game:** 13, Chrishae Rowe, Oregon vs. Washington State, Mar. 6, 2014 (5-of-13)  
 13, April Cook, WSU vs. Arizona, Mar. 12, 2009 (4-13)  
**Tournament:** 25, Candice Wiggins, Stanford, 2007 (14-of-25)

### THREE-POINT FIELD GOAL PCT. (min 3 made)

**Game:** 1.000, Kiki Williams, California vs. Oregon, Mar. 5, 2004 (5-of-5)  
**Tournament:** 1.000, Kiki Williams, California, 2004 (5-of-5)

### FREE THROWS

**Game:** 11, Cassie Harberts, USC vs. Washington State, Mar. 9, 2011 (11-of-13);  
 11, Shannon Howell, Oregon State vs. Washington, Mar. 4, 2005 (11-of-12); 11,  
 Azella Perryman, Stanford vs. UCLA, Mar. 2, 2002 (11-of-12)  
 11, Felicia Ragland, Oregon State vs. USC, Mar. 2, 2002 (11-of-13)  
**Tournament:** 20, Amanda Levens, Arizona State, 2002 (20-of-26)

### CONSECUTIVE FREE THROWS

**Game:** 10, Nnemkadi Ogumike, Stanford vs. Arizona State, Mar. 9, 2012  
**Tournament:** 18, Nicole Powell, Stanford 2002 (6-of-6 vs. UCLA; 8-of-8 vs.  
 Oregon State; 10-of-11 vs. Arizona State)

### FREE THROW ATTEMPTS

**Game:** 18, Cassie Harberts, USC vs. Oregon State, Mar. 7, 2013 (10-of-18)  
**Tournament:** 26, Amanda Levens, Arizona State, 2002 (20-of-26)

### FREE THROW PERCENTAGE

**Game (min 8 made):** 1.000, Afure Jemerigbe, California vs. WSU, Mar. 7, 2014  
 (8-for-8)  
 1.000, Nnemkadi Ogumike, Stanford vs. Arizona State, Mar. 9, 2012 (10-for-10)  
**Tournament (min 10 made):** 1.000, Lili Thompson, Stanford, 2014 (10-of-10)  
 1.000, Kim Butler, Oregon State, 2006 (12-of-12)

### REBOUNDS

**Half:** 14, Ebony Hoffman, USC vs. Washington State, Mar. 7, 2003  
**Game:** 21, Chiney Ogumike, Stanford vs. Washington State, Mar. 8, 2013  
 21, Jillian Alleyne, Oregon vs. Washington State, Mar. 6, 2014  
 21, Chiney Ogumike, Stanford vs. USC, Mar. 8, 2014  
**Tournament:** 50, Chiney Ogumike, Stanford, 2013

### OFFENSIVE REBOUNDS

**Game:** 9, Christina Marinacci, USC vs. Arizona, Mar. 10, 2011  
**Tournament:** 17, Nnemkadi Ogumike, Stanford, 2012

### DEFENSIVE REBOUNDS

**Game:** 15, Chiney Ogumike, Stanford vs. Washington State, Mar. 8, 2013; 15,  
 Gennifer Brandon, California vs. Washington State, Mar. 9, 2012  
**Tournament:** 34, Chiney Ogumike, Stanford, 2013

### REBOUNDING AVERAGE (min 2 games)

**Tournament:** 16.7, Chiney Ogumike, Stanford, 2013

### ASSISTS

**Game:** 11, Nikki Blue, UCLA vs. California, Mar. 4, 2006  
**Tournament:** 17, Nicole Powell, Stanford 2004

### ASSIST AVERAGE (min 2 games)

**Tournament:** 8.3, Nikki Blue, UCLA, 2006

### BLOCKED SHOTS

**Game:** 7, Ruth Hamblin, Oregon State vs. Washington State, Mar. 8, 2014;  
**Tournament:** 12, Ruth Hamblin, Oregon State, 2014  
 12, Jayne Appel, Stanford, 2008

### BLOCKED SHOTS AVERAGE (min 2 games)

**Tournament:** 6.0, Chiney Ogumike, Stanford, 2014

### STEALS

**Game:** 8, Nikki Blue, UCLA vs. Oregon, Mar. 8, 2003  
**Tournament:** 19, Lisa Willis, UCLA, 2006

### STEALS AVERAGE (min 2 games)

**Tournament:** 6.3, Lisa Willis, UCLA, 2006

## TEAM RECORDS

### POINTS

**Most, Game:** 107, Washington State vs. Oregon, Mar. 6, 2014  
**Most, Both Teams, Game:** 207, WSU (107) vs. Oregon (100), Mar. 6, 2014  
**Most, Tournament (min 2 games):** 258, Washington State, 2014  
**Most, First Half:** 59, Washington State vs. Oregon, Mar. 6, 2014  
**Most, Second Half:** 56, Stanford vs. USC, Mar. 15, 2009  
**Most, Overtime Period:** 15, UCLA vs. Stanford, Mar. 6, 2006  
**Fewest, Game:** 31, Arizona vs. Oregon State, Mar. 7, 2008  
**Fewest, Both Teams, Game:** 77, Oregon State (46) vs. Arizona (31), Mar. 7, 2008  
**Fewest, First Half:** 13, Utah vs. Oregon State, Mar. 7, 2014  
 13, Washington State vs. Arizona State, Mar. 7, 2013  
**Fewest, Second Half:** 15, Arizona vs. Stanford, Mar. 8, 2004  
**Fewest Allowed, Game:** 31, Oregon State vs. Arizona, Mar. 7, 2008  
**Fewest Allowed, Tournament (min 3 games):** 121, Stanford, 2008  
**Lowest Average Allowed, Tournament (min 3 games):** 40.3, Stanford, 2008  
**Largest Deficit Overcome to Win:** 16, Stanford, vs. Arizona, Mar. 8, 2004  
**Highest Average, Tournament (min 2 games):** 82.0, Stanford, 2011  
**Largest Winning Margin:** 41, Stanford vs. California (81-40), Mar. 5, 2005

### FIELD GOALS

**Most, Game:** 44, Stanford vs. Arizona, Mar. 11, 2011 (44-of-75)  
**Most, Both Teams, Game:** 74, WSU vs. Oregon, Mar. 6, 2014 (74-of-171)  
**Most, Tournament (min 2 games):** 98, Washington State, 2014 (98-of-234)  
**Fewest, Game:** 10, California vs. Stanford, Mar. 8, 2003 (10-of-45)  
**Fewest, Both Teams, Game:** 28, Colorado vs. Utah, Mar. 7, 2012 (28-of-102)  
**Fewest Allowed, Tournament (min 2 games):** 31, Utah, 2014 (31-of-106)

### FIELD GOAL ATTEMPTS

**Most, Game:** 88, Washington State vs. Oregon, Mar. 6, 2014 (41-of-88)  
**Most, Both Teams, Game:** 171, WSU vs. Oregon, Mar. 6, 2014 (74-of-171)  
**Most, Tournament (min 2 games):** 234, Washington State, 2014 (98-of-234)  
**Fewest, Game:** 42, Oregon State vs. Arizona, Mar. 2, 2007 (16-of-42)  
**Fewest, Both Teams, Game:** 92, Washington vs. California, Mar. 13, 2009 (38-of-92)  
**Fewest Allowed, Tournament (min 2 games):** 94, Arizona State, 2011 (38-of-99)

### FIELD GOAL PERCENTAGE

**Highest, Game:** .587 Stanford vs. Arizona, Mar. 11, 2011 (44-of-75)  
**Highest, Both Teams, Game:** .500, Arizona vs. Stanford, Mar. 11, 2011 (68-of-136);  
 .500, California vs. UCLA, Mar. 4, 2006 (56-of-116)  
**Highest, Tournament (min 2 games):** .528, Stanford, 2011 (66-125)  
**Lowest, Game:** .203, Washington State vs. Oregon State, Mar. 3, 2006 (12-of-59)  
**Lowest, Both Teams, Game:** .275, Colorado vs. Utah, Mar. 7, 2012 (28-of-102)  
**Lowest Allowed, Tournament (min 2 games):** .275, Oregon State, 2014 (39-of-142)

## THREE-POINT FIELD GOALS

**Most, Game:** 13, Washington State vs. Arizona, Mar. 12, 2009 (13-of-37)  
**Most, Both Teams, Game:** 19, WSU vs. Oregon, Mar. 6, 2014 (19-of-60); 19, Washington vs. Arizona, Mar. 12, 2009 (19-of-50)  
**Most, Tournament (min 2 games):** 28, Stanford, 2004 (28-of-66)  
**Fewest, Game:** 0, Oregon State vs. Utah, Mar. 7, 2014 (0-for-10); 0, California vs. UCLA, Mar. 9, 2013 (0-of-3); 0, Arizona State vs. Washington State, Mar. 7, 2013 (0-of-11); 0, Stanford vs. Arizona State, Mar. 3, 9, 2012 (0-of-10); 0, Arizona State vs. California, Mar. 10, 2011; 0, Washington State vs. USC, Mar. 7, 2003 (0-of-6); Arizona State vs. California, Mar. 7, 2003 (0-of-8); California vs. Arizona State, Mar. 4, 2007 (0-for-5)  
**Fewest, Both Teams, Game:** 1, USC vs. Washington State, Mar. 7, 2003 (1-of-15)  
**Fewest Allowed, Tournament (min 2 games):** 1, California, 2013 (1-of-12)

## THREE-POINT FIELD GOAL ATTEMPTS

**Most, Game:** 34, Oregon vs. Washington State, Mar. 6, 2014 (9-of-34)  
**Most, Both Teams, Game:** 60, Oregon (34) vs. WSU (26), Mar. 6, 2014  
**Most, Tournament (min 2 games):** 66, Stanford, 2004 (28-of-66)  
**Fewest, Game:** 1, Arizona State vs. California, Mar. 10, 2011 (0-of-1)  
**Fewest, Both Teams, Game:** 11, Arizona State vs. California, Mar. 10, 2011 (2-of-11); 11, Arizona State vs. California, Mar. 7, 2003 (2-of-11)  
**Fewest Allowed, Tournament (min 2 games):** 12, California, 2013 (1-of-12)

## THREE-POINT FIELD GOAL PCT.

**Highest, Game:** .714, Stanford vs. USC, Mar. 4, 2007 (8-of-9)  
**Highest, Both Teams, Game:** .516, California vs. Stanford, Mar. 6, 2004 (16-of-31)  
**Highest, Tournament (min 2 games):** .538, UCLA, 2009 (7-of-13)  
**Lowest, Both Teams, Game:** .067, Washington State vs. USC, Mar. 7, 2003 (1-of-15)  
**Lowest Allowed, Tournament (min 2 games):** .083, California, 2013 (1-of-12)

## FREE THROWS

**Most, Game:** 35, USC vs. Oregon State, Mar. 7, 2013 (35-of-46)  
**Most, Both Teams, Game:** 51, Stanford vs. UCLA, Mar. 2, 2002  
**Most, Tournament (min 2 games):** 76, Stanford, 2002 (76-of-86)  
**Fewest, Game:** 1, Arizona State vs. Stanford, Mar. 7, 2005 (1-of-2); 1, Arizona vs. Stanford, Mar. 10, 2003 (1-of-4)  
**Fewest, Both Teams, Game:** 4, Stanford vs. California, Mar. 10, 2008 (4-of-8)  
**Fewest Allowed, Tournament (min 2 games):** 11, California, 2007 (11-of-15)

## FREE THROW ATTEMPTS

**Most, Game:** 46, USC vs. Oregon State, Mar. 7, 2013 (35-of-46)  
**Most, Both Teams, Game:** 61, Washington State vs. California, Mar. 7, 2014; 61, Arizona State vs. Arizona, Mar. 2, 2002  
**Most, Tournament (min 2 games):** 76, Stanford, 2002 (76-of-86)  
**Fewest, Game:** 2, Arizona State vs. Stanford, Mar. 7, 2005 (1-of-2)  
**Fewest, Both Teams, Game:** 8, Stanford vs. California, Mar. 10, 2008 (4-of-8)  
**Fewest Allowed, Tournament (min 2 games):** 15, California, 2007 (11-of-15)

## FREE THROW PCT.

**Highest, Game:** 1.000, Arizona vs. UCLA, Mar. 7, 2012 (13-for-13); .943, Stanford vs. UCLA (33-35), Mar. 2, 2002  
**Highest, Both teams, Game:** .952, Arizona vs. UCLA, Mar. 7, 2012 (20-of-21)  
**Highest, Tournament (min 2 games):** .933, Arizona State, 2011 (14-of-15)  
**Lowest, Game:** .333, Oregon vs. Washington, Mar. 7, 2013 (3-of-9)  
**Lowest, Both Teams, Game:** .488, California vs. Washington, Mar. 9, 2011 (20-of-41)  
**Lowest Allowed, Tournament (min 2 games):** .429, Arizona State, 2002

## REBOUNDS

**Most, Game:** 61, Oregon vs. Washington State, Mar. 6, 2014  
**Most, Both Teams, Game:** 103, Oregon vs. Washington State, Mar. 6, 2014  
**Most, Tournament (min 2 games):** 143, California, 2012  
**Fewest, Game:** 20, California vs. Washington, Mar. 13, 2009  
**Fewest, Both Teams, Game:** 58, Stanford (31) vs. UCLA (27), Mar. 12, 2011  
**Largest Margin, Game:** 34, California vs. Washington State, Mar. 9, 2012 (59-25)  
**Largest Margin, Tournament (min 2 games):** 51, Stanford, 2009 (138-87)  
**Fewest Allowed, Tournament (min 2 games):** 56, Stanford, 2011  
**Most Offensive Rebounds, Game:** 26, Oregon State vs. Washington State, Mar. 5, 2004  
**Most Offensive Rebounds, Tournament (min 2 games):** 55, Stanford, 2009  
**Fewest Offensive Rebounds, Game:** 3, Utah vs. UCLA, Mar. 8, 2013  
**Fewest Offensive Rebounds Allowed, Tournament (min 2 games):** 16, Utah, 2014  
**Most Defensive Rebounds, Game:** 42, California vs. Washington State, Mar. 9, 2012  
**Most Defensive Rebounds, Tournament (min. 2 games):** 91, California, 2012  
**Fewest Defensive Rebounds, Game:** 13, Washington vs. California, Mar. 13, 2009  
**Fewest Defensive Rebounds Allowed, Tournament (min 2 games):** 38, Arizona State, 2006  
**Highest Rebounding Ave., Tournament (min 2 games):** 47.7, California, 2012

## ASSISTS

**Most, Game:** 30, Stanford vs. Arizona, Mar. 11, 2011  
**Most, Both Teams, Game:** 40, Arizona (10) vs. Stanford (30), Mar. 11, 2011  
**Most, Tournament (min 2 games):** 65, Stanford, 2009  
**Fewest, Game:** 2, Oregon State vs. USC, Mar. 7, 2013  
**Fewest, Both Teams, Game:** 8, Arizona State (4) vs. Washington State (4), Mar. 7, 2013  
**Fewest Allowed, Tournament (min 2 games):** 12, Utah, 2014  
**Highest Average, Tournament (min 2 games):** 21.7, Stanford, 2009

## BLOCKED SHOTS

**Most, Game:** 10, Stanford vs. USC, Mar. 8, 2014; 10, Oregon State vs. Washington State, Mar. 8, 2014  
**Most, Both Teams, Game:** 14, Washington vs. Colorado, Mar. 8, 2013; 14, Arizona State vs. Washington State, Mar. 7, 2013  
**Most, Tournament (min 2 games):** 21, Stanford, 2005  
**Fewest, Game:** 0, by many, last by USC vs. Stanford, Mar. 8, 2014  
**Fewest, Both Teams, Game:** 1, USC vs. Arizona State, Mar. 13, 2009; 1, Washington vs. California, Mar. 13, 2009; 1, Arizona State vs. Oregon, Mar. 6, 2005; 1, California vs. Stanford, Mar. 5, 2005; 1, USC vs. Oregon State, Mar. 2, 2002; 1, Stanford vs. UCLA, Mar. 9, 2003; 1, Oregon vs. Washington State, Mar. 7, 2008  
**Fewest Allowed, Tournament (min 2 games):** 1, California, 2009; 1, Stanford, 2002  
**Highest Average, Tournament (min 2 games):** 8.5, Oregon State, 2014

## STEALS

**Most, Game:** 20, UCLA vs. California, Mar. 5, 2006  
**Most, Both Teams, Game:** 30, Washington vs. Oregon State, Mar. 4, 2005  
**Most, Tournament (min 2 games):** 52, UCLA, 2006  
**Fewest, Game:** 1, Oregon State vs. Stanford, Mar. 8, 2008; 1, Arizona vs. Stanford, Mar. 8, 2004  
**Fewest, Both Teams, Game:** 5, Stanford vs. Oregon State, Mar. 8, 2008  
**Fewest Allowed, Tournament (min 2 games):** 9, Stanford, 2008; 9, UCLA, 2003  
**Highest Average, Tournament (min 2 games):** 17.5, UCLA, 2003

## PERSONAL FOULS

**Most, Game:** 28, Colorado vs. Stanford, Mar. 7, 2014  
**Most, Both Teams, Game:** 49, Washington vs. Oregon State, Mar. 4, 2005  
**Most, Tournament (min 2 games):** 84, USC, 2014  
**Fewest, Game:** 6, Utah vs. Arizona, Mar. 7, 2013  
**Fewest, Both Teams, Game:** 19, Arizona vs. Utah, Mar. 7, 2013  
**Fewest, Tournament (min 2 games):** 20, Washington, 2013; 20, Arizona, 2009

## TURNOVERS

**Most, Game:** 29, USC vs. UCLA, Mar. 8, 2008; 29, Oregon State vs. Arizona, Mar. 2, 2007  
**Most, Both Teams, Game:** 55, Washington vs. Oregon State, Mar. 4, 2005  
**Most Tournament (min 2 games):** 57, Oregon, 2002  
**Fewest, Game:** 5, Arizona vs. Utah, Mar. 7, 2013  
**Fewest, Both Teams, Game:** 15, USC vs. Stanford, Mar. 8, 2014; 15, California vs. Arizona State, Mar. 9, 2008  
**Fewest, Tournament (min 2 games):** 17, Colorado, 2013

**RECORD BY SEED**

YEAR	#1	#2	#3	#4	#5	#6	#7	#8	#9	#10	#11	#12
2002	2-1	0-1	3-0	0-1	1-1	0-1	2-1	1-1	0-1	0-1	--	--
<i>Upsets:</i> (3) Arizona State 70, (1) Stanford 63; (7) Oregon 78, (2) Washington 64												
2003	3-0	1-1	2-1	1-1	0-1	0-1	1-1	0-1	1-1	0-1	--	--
<i>Upsets:</i> (3) Arizona 74, (2) Washington 51; (9) California 46, (8) Arizona State 38												
2004	3-0	2-1	0-1	1-1	0-1	1-1	1-1	0-1	1-1	0-1	--	--
<i>Upsets:</i> (6) Washington 77, (3) USC 55; (9) California 82, (8) Oregon 57												
2005	3-0	1-1	2-1	1-1	0-1	0-1	1-1	0-1	0-1	0-1	--	--
<i>Upsets:</i> (2) Oregon 47, (3) Arizona State 54												
2006	2-1	1-1	3-0	0-1	1-1	0-1	1-1	0-1	1-1	0-1	--	--
<i>Upsets:</i> (3) UCLA 85, (1) Stanford 76-OT; (3) UCLA 60, Arizona State 59; (5) USC 70, (4) Washington 67; (9) Arizona 64, (8) Oregon 57												
2007	3-0	2-1	1-1	0-1	1-1	0-1	1-1	0-1	1-1	0-1	--	--
<i>Upsets:</i> (9) Arizona 69, (8) Oregon State 54; (5) USC 81, (4) Washington 77												
2008	3-0	2-1	1-1	0-1	1-1	0-1	1-1	1-1	0-1	0-1	--	--
<i>Upsets:</i> (5) UCLA 73, (4) USC 52												
2009	3-0	1-1	0-1	1-1	0-1	2-1	0-1	0-1	1-1	1-1	--	--
<i>Upsets:</i> (6) USC 69, (2) California 67; (6) USC 70, (3) Arizona State 65; (9) Arizona 79, (8) Washington State 72; (10) Washington 69, (7) Oregon 43												
2010	3-0	2-1	1-1	1-1	0-1	0-1	0-1	1-1	0-1	1-1	--	--
<i>Upsets:</i> (10) Oregon State 52, (7) Washington 42												
2011	2-0	1-1	1-1	2-1	1-1	2-1	0-1	0-1	0-1	0-1	--	--
<i>Upsets:</i> (6) California 48, (3) Arizona State 43												
2012	3-0	2-1	0-1	1-1	0-1	0-1	0-1	1-1	0-1	1-0	2-1	1-1
<i>Upsets:</i> (12) Arizona 61, (5) UCLA 57; (10) Colorado 55, (7) Utah 41; (11) Washington State 65, (6) Oregon State 56; (11) Washington State 69, (3) USC 55												
2013	3-0	1-1	2-1	1-1	1-1	1-1	1-1	1-1	0-1	0-1	0-1	0-1
<i>Upsets:</i> (3) UCLA 70, (2) California 58												
2014	1-1	0-1	2-1	0-1	4-0	0-1	2-1	0-1	1-1	0-1	1-1	0-1
<i>Upsets:</i> (9) Colorado 76, (8) UCLA 65; (11) Utah 65, (6) Washington 53; (5) USC 59, (4) Arizona State 57; (7) Washington State 92, (2) California 83; (5) USC 72, (1) Stanford 68; (5) USC 71, (3) Oregon State (62)												

**SEED vs. SEED RESULTS**

	vs. #1	vs. #2	vs. #3	vs. #4	vs. #5	vs. #6	vs. #7	vs. #8	vs. #9	vs. #10	vs. #11	vs. #12	TOTAL
#1	-	6-0	3-2	8-0	4-1	1-0	-	6-0	6-0	-	-	-	34-3
#2	0-6	-	3-4	-	-	2-1	6-2	-	-	3-0	1-0	-	16-13
#3	2-3	4-3	-	-	0-1	8-3	2-0	-	-	1-0	1-1	-	18-11
#4	0-8	-	-	-	7-5	-	-	-	1-0	-	-	1-0	9-13
#5	1-4	-	1-0	5-7	-	-	-	1-0	-	-	-	2-1	10-12
#6	0-1	1-2	3-8	-	-	-	1-0	-	-	-	1-2	-	6-13
#7	-	2-6	0-3	-	-	0-1	-	-	-	9-3	-	-	11-13
#8	0-6	-	-	-	0-1	-	-	-	5-6	-	-	-	6-13
#9	1-5	-	-	0-1	-	-	-	6-5	-	-	-	-	6-13
#10	-	0-3	0-1	-	-	-	3-9	-	-	-	-	-	3-13
#11	-	0-1	1-1	-	-	2-1	-	-	-	-	-	-	3-3
#12	-	-	-	0-1	1-2	-	-	-	-	-	-	-	1-3

**YEAR-BY-YEAR RECORDS**

YEAR	ARIZ	ASU	CAL	COLO	ORE	OSU	STAN	UCLA	USC	UTAH	WASH	WSU
2002	0-1	3-0	0-1	--	2-1	1-1	2-1	1-1	0-1	--	0-1	0-1
2003	2-1	0-1	1-1	--	0-1	0-1	3-0	1-1	1-1	--	1-1	0-1
2004	2-1	0-1	1-1	--	0-1	1-1	3-0	1-1	0-1	--	1-1	0-1
2005	0-1	2-1	1-1	--	1-1	0-1	3-0	0-1	1-1	--	1-1	0-1
2006	1-1	1-1	0-1	--	0-1	1-1	2-1	3-0	1-1	--	0-1	0-1
2007	1-1	2-1	1-1	--	0-1	0-1	3-0	1-1	1-1	--	0-1	0-1
2008	0-1	1-1	2-1	--	1-1	1-1	3-0	1-1	0-1	--	0-1	0-1
2009	1-1	0-1	1-1	--	0-1	0-1	3-0	1-1	2-1	--	1-1	0-1
2010	1-1	0-1	1-1	--	0-1	1-1	3-0	2-1	1-1	--	0-1	0-1
2011	2-1	1-1	2-1	--	0-1	0-1	2-0	1-1	1-1	--	0-1	0-1
2012	1-1	1-1	2-1	1-1	0-1	0-1	3-0	0-1	0-1	0-1	1-1	2-1
2013	0-1	0-1	1-1	1-1	0-1	0-1	3-0	2-1	1-1	1-1	1-1	1-1
2014	0-1	0-1	0-1	1-1	0-1	2-1	1-1	0-1	4-0	1-1	0-1	2-1
<b>TOTAL</b>	<b>11-13</b>	<b>11-12</b>	<b>13-13</b>	<b>3-3</b>	<b>4-13</b>	<b>7-13</b>	<b>34-3</b>	<b>14-12</b>	<b>13-12</b>	<b>2-3</b>	<b>6-13</b>	<b>5-13</b>

**COMPOSITE TOURNAMENT STANDINGS**

TEAM	W	L	PCT	TITLES
Stanford	34	3	.919	10
USC	13	12	.542	1
UCLA	14	12	.538	1
California	13	13	.500	
Colorado	3	3	.500	
Arizona State	11	12	.478	1
Arizona	11	13	.458	
Utah	2	3	.400	
Oregon State	7	13	.350	
Washington	6	13	.326	
Washington State	5	13	.278	
Oregon	4	13	.235	

**REGULAR SEASON CHAMPIONS BY SCHOOL**  
*(includes shared)*  
**thru 2014 campaign**

- Stanford 23
- Washington 3
- Oregon 2
- USC 2
- Arizona 1
- Arizona State 1
- California 1
- UCLA 1



**Nnemkadi Ogwumike, Stanford**

## YEARLY SEEDINGS

YEAR	ARIZ	ASU	CAL	COLO	ORE	OSU	STAN	UCLA	USC	UTAH	WASH	WSU
2002	6	3	9	--	7	5	1	8	4	--	2	10
2003	3	8	9	--	5	6	1	4	7	--	2	10
2004	2	5	9	--	8	7	1	4	3	--	6	10
2005	5	3	8	--	2	10	1	6	4	--	7	9
2006	9	2	6	--	8	7	1	3	5	--	4	10
2007	9	2	3	--	6	8	1	7	5	--	4	10
2008	9	3	2	--	7	8	1	5	4	--	6	10
2009	9	3	2	--	7	5	1	4	6	--	10	8
2010	8	5	4	--	6	10	1	2	3	--	7	9
2011	4	3	6	--	9	10	1	2	5	--	7	8
2012	12	4	2	10	9	6	1	5	3	7	8	11
2013	11	9	2	4	12	10	1	3	7	6	5	8
2014	12	4	2	9	10	3	1	8	5	11	6	8

## TOURNAMENT SERIES RECORDS

	vs. ARIZ	vs. ASU	vs. CAL	vs. COLO	vs. ORE	vs. OSU	vs. STAN	vs. UCLA	vs. USC	vs. UTAH	vs. WASH	vs. WSU	TOTAL
ARIZ	--	0-2	--	--	2-0	3-1	0-7	1-0	1-2	0-1	1-0	2-0	11-13
ASU	2-0	--	1-4	--	2-0	2-0	1-3	2-2	0-3	--	1-0	0-1	11-12
CAL	--	4-1	--	1-0	3-0	--	0-6	0-4	1-1	--	2-0	2-1	13-13
COLO	--	--	0-1	--	--	--	0-2	1-0	--	1-0	1-0	--	3-3
ORE	0-2	0-2	0-3	--	--	--	--	0-1	0-1	--	2-3	2-1	4-13
OSU	1-3	0-2	--	--	--	--	0-2	1-1	0-3	1-0	1-1	3-1	7-13
STAN	7-0	3-1	6-0	2-0	--	2-0	--	8-1	3-1	--	1-0	1-0	34-3
UCLA	0-1	2-2	4-0	0-1	1-0	2-0	1-8	--	2-0	1-0	--	1-0	14-12
USC	2-1	3-0	1-1	--	1-0	2-1	1-4	0-2	--	--	2-2	2-1	13-12
UTAH	1-0	--	--	0-1	--	0-1	--	0-1	--	--	1-0	--	2-3
WASH	0-2	0-1	2-0	0-1	3-2	1-1	0-1	--	2-2	0-1	--	--	6-13
WSU	0-2	1-0	1-2	--	1-2	1-3	0-1	0-1	1-2	--	--	--	5-13

## CONFERENCE CHAMPIONS

	Tournament	Regular Season
1987	--	USC
1988	--	Washington
1989	--	Stanford
1990	--	Stanford
		Washington
1991	--	Stanford
1992	--	Stanford
1993	--	Stanford
1994	--	USC
1995	--	Stanford
1996	--	Stanford
1997	--	Stanford
1998	--	Stanford
1999	--	Oregon
		UCLA
2000	--	Oregon
2001	--	Arizona State
		Washington
		Stanford
2002	Arizona State	Stanford
2003	Stanford	Stanford
2004	Stanford	Arizona
		Stanford
2005	Stanford	Stanford
2006	UCLA	Stanford
2007	Stanford	Stanford
2008	Stanford	Stanford
2009	Stanford	Stanford
2010	Stanford	Stanford
2011	Stanford	Stanford
2012	Stanford	Stanford
2013	Stanford	California
		Stanford
2014	USC	Stanford



Arizona State upset Stanford in 2002 to win the first-ever Pac-10 Tournament championship.



# PAC-12 CONFERENCE CHAMPIONSHIPS

## 2014-2015

### CROSS COUNTRY

**METROPOLITAN GOLF LINKS**

Oakland, CA

October 31, 2014

Host: California

### SOCCER (M)

**CHAMPION DETERMINED BY  
DOUBLE ROUND-ROBIN PLAY**

### SOCCER (W)

**CHAMPION DETERMINED BY  
SINGLE ROUND-ROBIN PLAY**

### VOLLEYBALL (W)

**CHAMPION DETERMINED BY BEST  
RECORD IN AN 18 GAME SCHEDULE**

### FOOTBALL

**LEVI'S STADIUM**

Santa Clara, CA

December 5, 2014

Host: Pac-12 Conference

### SWIMMING (W)

**WEYERHAEUSER KING COUNTY  
AQUATIC CENTER**

Federal Way, WA

February 25-28, 2015

Host: Pac-12 Conference

### DIVING (M+W)

**WEYERHAEUSER KING COUNTY  
AQUATIC CENTER**

Federal Way, WA

February 25-28, 2015

Host: Pac-12 Conference

### WRESTLING

**GILL COLISEUM**

Corvallis, OR

March 1, 2015

Host: Oregon State

### SWIMMING (M)

**WEYERHAEUSER KING COUNTY  
AQUATIC CENTER**

Federal Way, WA

March 4-7, 2015

Host: Pac-12 Conference

### BASKETBALL (W)

**KEYARENA**

Seattle, WA

March 5-8, 2015

Host: Pac-12 Conference

### BASKETBALL (M)

**MGM GRAND GARDEN ARENA**

Las Vegas, NV

March 11-14, 2015

Host: Pac-12 Conference

### GYMNASTICS (W)

**WELLS FARGO ARENA**

Tempe, AZ

March 21, 2015

Host: Arizona State

### TENNIS (M+W)

**OJAI VALLEY ATHLETIC PARK/  
LIBBEY PARK**

Ojai, CA

April 22-26, 2015

Host: Pac-12 Conference

### GOLF (W)

**BOULDER COUNTRY CLUB**

Boulder, CO

April 20-22, 2015

Host: Colorado

### GOLF (M)

**PALOUSE RIDGE GOLF CLUB**

Pullman, WA

April 27-29, 2015

Host: Washington State

### TRACK & FIELD

**DRAKE STADIUM**

Los Angeles, CA

May 9-10 (Multis) & May 16-17, 2015

Host: UCLA

### ROWING

**SACRAMENTO STATE AQUATICS CENTER**

Lake Natoma, CA

May 17, 2015

Host: Pac-12 Conference

### BASEBALL

**CHAMPION DETERMINED BY  
THREE-GAME ROUND-ROBIN PLAY**

### SOFTBALL

**CHAMPION DETERMINED BY  
THREE-GAME ROUND-ROBIN PLAY**



## FIRST TEAM ALL-AMERICANS

### ARIZONA

1997-98 Adia Barnes..... USBWA

### ARIZONA STATE

1980-81 Kym Hampton  
1981-82 Kym Hampton

### CALIFORNIA

1992-93 Milica Vukadinovic..... Kodak, BT, S&S  
2008-09 Ashley Walker..... USBWA

### COLORADO

1994-95 Shelly Sheetz..... WBCA, USBWA, AP, BT

### OREGON

1980-81 Bev Smith..... Kodak  
1981-82 Bev Smith..... Kodak  
1999-00 Shaquala Williams ..... Kodak

### OREGON STATE

1980-81 Carol Menken..... Kodak  
1984-85 Julie Coleman..... WBNS  
1995-96 Tanja Kostic..... UPI, College Sports Magazine

### STANFORD

1988-89 Jennifer Azz..... Kodak  
1989-90 Jennifer Azzi..... Kodak, USBWA  
1990-91 Sonja Henning..... Kodak  
1991-92 Val Whiting ..... Kodak, USBWA  
1992-93 Val Whiting ..... Kodak, USBWA  
1995-96 Kate Starbird ..... Kodak, USBWA  
1996-97 Kate Starbird ..... Kodak, AP, USBWA  
1997-98 Kristin Folk ..... Kodak, USBWA, Sporting News  
1999-00 Jamie Carey..... WBNS, WBJ  
2000-01 Nicole Powell..... WBJ  
2001-02 Nicole Powell..... Kodak, USBWA  
2002-03 Nicole Powell..... Kodak, USBWA  
2003-04 Nicole Powell..... Kodak, AP, Wooden, USBWA  
2004-05 Candice Wiggins..... Kodak  
2005-06 Candice Wiggins..... Kodak, USBWA, WBNS  
2006-07 Candice Wiggins..... Kodak, USBWA  
2007-08 Candice Wiggins..... WBCA, AP, USBWA, Wooden, SI, ESPN  
2008-09 Jayne Appel..... WBCA, USBWA  
2009-10 Jayne Appel..... WBCA, USBWA, Wooden  
Nnemkadi Ogwumike.. USBWA, WBCA, Wooden  
2010-11 Nnemkadi Ogwumike.. USBWA, WBCA, Wooden  
Jeanette Pohlen..... AP, USBWA, Wooden  
2011-12 Chiney Ogwumike..... WBCA  
Nnemkadi Ogwumike..... AP, WBCA, USBWA, Wooden  
2012-13 Chiney Ogwumike... AP, WBCA, USBWA, Wooden  
2013-14 Chiney Ogwumike..... AP, WBCA, USBWA, Wooden, ESPN

### UCLA

1974-75 Ann Meyers..... Kodak  
1975-76 Ann Meyers..... Kodak  
1976-77 Ann Meyers..... Kodak  
1977-78 Ann Meyers..... Kodak  
1978-79 Denise Curry..... Kodak  
1979-80 Denise Curry..... Kodak  
1980-81 Denise Curry..... Kodak  
1992-93 Natalie Williams..... USBWA, Naismith, BT  
1993-94 Natalie Williams. Kodak, USBWA, Naismith, BT, BA  
1998-99 Maylana Martin..... Kodak  
1999-00 Maylana Martin..... AP, Kodak, Naismith, SI for Women  
1999-00 Nicole Kaczmarek..... WBNS

### USC

1981-82 Paula McGee..... WBCA  
1982-83 Paula McGee..... Kodak, ABA-USA  
Cheryl Miller ..... Kodak, ABA-USA, Naismith, Fast Break  
1983-84 Pam McGee ..... Kodak, ABA-USA  
Cheryl Miller ... Kodak, ABA-USA, SS, Naismith  
1984-85 Cheryl Miller ..... Kodak, ABA-USA, Naismith  
1985-86 Cheryl Miller ..... Kodak, ABA-USA, Naismith  
1992-93 Lisa Leslie..... USBWA, BT  
1993-94 Lisa Leslie..... Kodak, USBWA, WBA, BA  
1996-97 Tina Thompson..... USBWA, Basketball Weekly

### UTAH

1995-96 Amber McEwen..... WBCA  
2000-01 Lauren Beckman..... WBCA

### WASHINGTON

1987-88 Karen Deden ..... BT  
1994-95 Rhonda Smith ..... BA  
1999-00 Loree Payne ..... WBNS

**Legend:** WBCA - Women's Basketball Coaches Association (Kodak through), WBNS - Women's Basketball News Service, USBWA - United States Basketball Writers Association, AP - Associated Press, UPI - United Press International, BT - Basketball Times, BA - Basketball America, SI - Sports Illustrated for Women, SS - Street & Smith's, WBA - Women's Basketball Association, WBJ - Women's Basketball Journal, Wooden - Wooden Award.



Stanford's Candice Wiggins was the recipient of the 2008 State Farm Wade Trophy and was a four-time All-American.



Washington's Loree Payne was a 1999-2000 WBNS All-American.



Oregon's Shaquala Williams was a 1999-2000 Kodak All-American.

**NAISMITH MEMORIAL BASKETBALL HALL OF FAME**

Ann Meyers, UCLA (inducted 1993)  
Cheryl Miller, USC (inducted 1995)  
Denise Curry, UCLA (inducted 1997)  
Billie Moore, UCLA (inducted 1999) - coach  
Cynthia Cooper, USC (inducted 2010)  
Tara VanDerveer, Stanford (inducted 2011) - coach

**WOMEN'S BASKETBALL HALL OF FAME**

Denise Curry, UCLA (inducted 1999)  
Ann Meyers, UCLA (inducted 1999)  
Cheryl Miller, USC (inducted 1999)  
Billie Moore, UCLA (inducted 1999)  
Linda Sharp, USC (inducted 2001)  
Marianne Stanley, USC/California (inducted 2002)  
Tara VanDerveer, Stanford (inducted 2002)  
Bev Smith, Oregon (inducted 2004)  
Jennifer Azzi, Stanford (inducted 2009)  
Cynthia Cooper, USC (inducted 2009)  
Pamela McGee, USC (inducted 2012)

**WBCA LIFETIME ACHIEVEMENT AWARD**

1995 Billie Moore, UCLA

**KODAK SILVER ANNIVERSARY TEAM**  
*(top 10 Div. I players, 1974-1999)*

Ann Meyers, UCLA  
Cheryl Miller, USC

**USA OLYMPIC TEAM**

1976 (silver) Billie Moore, UCLA (head coach)  
Anne Meyers, UCLA  
1980 Denise Curry, UCLA  
1984 (gold) Denise Curry, UCLA  
Pam McGee, USC  
Cheryl Miller, USC  
1988 (gold) Cynthia Cooper, USC  
1992 (bronze) Cynthia Cooper, USC  
1996 (gold) Tara VanDerveer, Stanford (head coach)  
Jennifer Azzi, Stanford  
Lisa Leslie, USC  
Katy Steding, Stanford  
2000 (gold) Lisa Leslie, USC  
Natalie Williams, Stanford  
2004 (gold) Lisa Leslie, USC  
Tina Thompson, USC  
2008 (gold) Lisa Leslie, USC  
Tina Thompson, USC

**USA BASKETBALL COACH OF THE YEAR**

1996 Tara VanDerveer, Stanford

**BRODERICK CUP**

1977-78 Ann Meyers, UCLA  
1983-84 Cheryl Miller, USC

**HONDA SPORTS AWARD**  
*(selected by NACWAA)*

1977-78 Ann Meyers, UCLA  
1983-84 Cheryl Miller, USC  
1984-85 Cheryl Miller, USC  
1989-90 Jennifer Azzi, Stanford

**STATE FARM WADE TROPHY PLAYER OF THE YEAR**

*(selected by NAGWS)*

1984-85 Cheryl Miller, USC  
1989-90 Jennifer Azzi, Stanford  
2007-08 Candice Wiggins, Stanford

**NAISMITH TROPHY**

*(selected by coach/media panel)*

1983-84 Cheryl Miller, USC  
1984-85 Cheryl Miller, USC  
1985-86 Cheryl Miller, USC  
1989-90 Jennifer Azzi, Stanford  
1993-94 Lisa Leslie, USC  
1996-97 Kate Starbird, Stanford

**JOHN R. WOODEN AWARD**

2013-14 Chiney Ogwumike, Stanford

**ANN MEYERS DRYSDALE USBWA NATIONAL PLAYER OF THE YEAR**

1993-94 Lisa Leslie, USC  
1989-90 Jennifer Azzi, Stanford  
1996-97 Kate Starbird, Stanford  
*\* Award was named after the UCLA Hall of Famer Anne Meyers Drysdale in 2012.*

**WBCA PLAYER OF THE YEAR**

1984-85 Cheryl Miller, USC  
1985-86 Cheryl Miller, USC  
1993-94 Lisa Leslie, USC  
1996-97 Kate Starbird, Stanford  
2007-08 Candice Wiggins, Stanford

**WBCA FRANCES POMEROY NAISMITH PLAYER OF THE YEAR**

*(outstanding female senior collegian under 5-6 in height)*

1986-87 Rhonda Windham, USC  
2009-10 Alexis Gray-Lawson, CAL

**WBS NEWS SERVICE FRESHMAN OF THE YEAR**

1989-90 Val Whiting, Stanford  
1990-91 Lisa Leslie, USC  
1998-99 Lindsey Yamasaki, Stanford

**USBWA NATIONAL FRESHMAN OF THE YEAR**

2004-05 Candice Wiggins, Stanford (co)

**NATIONAL COACH OF THE YEAR**

1977-78 Billie Moore, UCLA (AIAW)  
1987-88 Tara VanDerveer, Stanford (WBNS)  
1988-89 Tara VanDerveer, Stanford (Converse, WBCA)  
1989-90 Tara VanDerveer, Stanford (Naismith, USBWA)  
1993-94 Ceal Barry, Colorado (USBWA)  
1995-96 Amy Tucker & Marianne Stanley, Stanford (UPI)  
1998-99 Jody Runge, Oregon (WBNS)  
2010-11 Tara VanDerveer, Stanford (WBCA, co-AP, Naismith)



Stanford head coach Tara VanDerveer was inducted into the Naismith Memorial Basketball Hall of Fame in 2011.



USC's Lisa Leslie was a two-time all-American, national player of the year and four-time member of the USA Olympic team.

## COSIDA ACADEMIC ALL-AMERICA OF THE YEAR

- 1986-87 Chelle Flamoe, Oregon State
- 1988-89 Chelle Flamoe, Oregon State
- 1989-90 Stefanie Kasperski, Oregon
- 2013-14 Chiney Ogumike, Stanford

## COSIDA ACADEMIC ALL-AMERICANS

*(First Team unless indicated)*

### ARIZONA STATE

- 1986-87 Sherry Poole (3rd)
- 1988-89 Fran Ciak (2nd)
- 1989-90 Fran Ciak (2nd)

### COLORADO

- 1980-81 Corky O'Rouke (3rd)
- 2005-06 Jackie McFarland (2nd)
- 2006-07 Jackie McFarland (2nd)
- 2007-08 Jackie McFarland

### OREGON

- 1979-80 Bev Smith (2nd)
- 1981-82 Bev Smith (3rd)
- 1988-89 Stefanie Kasperski
- 1989-90 Stefanie Kasperski
- 2009-10 Amanda Johnson (2nd)
- 2010-11 Amanda Johnson
- 2011-12 Amanda Johnson

### OREGON STATE

- 1982-83 Juli Coleman (HM)
- 1983-84 Juli Coleman (2nd)
- 1984-85 Juli Coleman (2nd)
- 1986-87 Chelle Flamoe (2nd)
- 1987-88 Chelle Flamoe (1st)
- 1988-89 Chelle Flamoe (1st)

### STANFORD

- 1980-81 Louise Smith (3rd)
- 1981-82 Jeanne Ruark Hoff (4th)
- 1989-90 Julie Zeilstra (3rd)
- 1991-92 Chris MacMurdo (3rd)
- 1992-93 Chris MacMurdo (3rd)
- 1995-96 Kate Starbird (2nd)
- 2012-13 Chiney Ogumike (1st)
- 2013-14 Chiney Ogumike (1st)

### UCLA

- 1979-80 Dianne Frierson (3rd)
- 1980-81 Denise Curry
- 1981-82 Mary Hagarty (4th)
- 1985-86 Anne Dean (2nd)

### UTAH

- 1979-80 Jane Quimby (3rd)
- 1980-81 Ellen Perrella (3rd)

### WASHINGTON

- 2000-01 Megan Franza (2nd)

### WASHINGTON STATE

- 1981-82 Jeanne Eggart (HM)

## NCAA PLAYER OF THE DECADE

- 1980's Cheryl Miller, USC

## NCAA 25TH ANNIVERSARY TEAM

- Cheryl Miller, USC

## NCAA FINAL FOUR MOST OUTSTANDING PLAYER

- 1982-83 Cheryl Miller, USC
- 1983-84 Cheryl Miller, USC
- 1989-90 Jennifer Azzi, Stanford
- 1991-92 Molly Goodenbour, Stanford

## NCAA FINAL FOUR ALL-TOURNAMENT TEAM

- 1982-83 Paula McGee, USC; Cheryl Miller, USC
- 1983-84 Pam McGee, USC; Paula McGee, USC; Cheryl Miller, USC
- 1985-86 Cynthia Cooper, USC; Cheryl Miller, USC
- 1989-90 Jennifer Azzi, STAN; Katy Steding, STAN
- 1990-91 Sonja Henning, STAN
- 1991-92 Molly Goodenbour, STAN; Rachel Hemmer, STAN; Val Whiting, STAN
- 2007-08 Candice Wiggins, STAN
- 2008-09 Jayne Appel, STAN
- 2009-10 Nnemkadi Ogumike, STAN; Kayla Pedersen, STAN
- 2011-12 Nnemkadi Ogumike, STAN

## NCAA REGIONAL MOST OUTSTANDING PLAYER

- 1983-84 Paula McGee, USC (West)
- 1985-86 Cheryl Miller, USC (West)
- 1987-88 Cherie Nelson, USC (West)
- 1989-90 Karen Deden, Washington (Midwest-co)
- 1990-91 Jennifer Azzi, Stanford (West)
- 1991-92 Val Whiting, Stanford (West)
- 1991-92 Molly Goodenbour, Stanford (West)
- 1994-95 Anita Kaplan, Stanford (West)
- 1995-96 Kate Starbird, Stanford (West)
- 1996-97 Jamila Wideman, Stanford (West)
- 2003-04 Nicole Powell, Standord (Midwest)
- 2007-08 Candice Wiggins, Stanford (Spokane)
- 2008-09 Jayne Appel, Stanford (Berkeley)
- 2009-10 Nnemkadi Ogumike, Stanford (Sacramento)
- 2010-11 Nnemkadi Ogumike, Stanford (Spokane)
- 2011-12 Nnemkadi Ogumike, Stanford (Fresno)
- 2012-13 Layshia Clarendon, California (Spokane)
- 2013-14 Mikaela Ruef, Stanford (Stanford)

## NCAA REGIONAL ALL-TOURNAMENT TEAM

- 1981-82 Paula McGee, Pam McGee - USC (Mideast)
- 1982-83 Pam McGee, Paula McGee, Cheryl Miller - USC (West); Judy Poelstra - Oregon State (West)
- 1983-84 Paula McGee, Cynthia Cooper, Cheryl Miller - USC (West)
- 1985-86 Cheryl Miller, Cynthia Cooper - USC (West)
- 1986-97 Monica Lamb - USC (West)
- 1987-88 Cherie Nelson - USC (West)
- 1989-90 Karen Deden - Washington (Mideast); Jennifer Azzi, Trisha Stevens - Stanford (West)
- 1990-91 Val Whiting, Sonja Henning, Julie Zeilstra - Stanford (West)
- 1991-92 Molly Goodenbour, Rachel Hemmer - Stanford (West); Joni Easterly, Lisa Leslie - USC (West)
- 1992-93 Val Whiting - Stanford (West)
- 1993-94 Lisa Leslie, Tina Thompson - USC (Mideast)
- 1994-95 Christy Hedgpeth, Anita Kaplan - Stanford (West)
- 1995-96 Kate Starbird, Naomi Multaouapele, Vanessa Nygaard - Stanford (West)
- 1996-97 Jamila Wideman, Kate Starbird, Kristin Folk, Olympia Scott - Standord (West)
- 1997-98 Lisa Griffith - Arizona (East)
- 1998-99 Michelle Greco, Maylana Martin - UCLA (West)
- 2000-01 Andrea Lalum - Washington (West)
- 2001-02 Nicole Powell - Stanford (West)
- 2003-04 Nicole Powell, Susan Borchardt - Stanford (Midwest)
- 2004-05 Susan Borchardt, Candice Wiggins - Stanford (Kansas City); Kylan Loney - Arizona State (Tempe)
- 2005-06 Candice Wiggins, Brooke Smith - Stanford (San Antonio)
- 2006-07 Danielle Orsillo, Arizona State (Greensboro)
- 2007-08 Candice Wiggins, Jayne Appel, Kayla Pedersen - Stanford (Spokane)
- 2008-09 Briann January, Danielle Orsillo - Arizona State (Trenton); Jayne Appel, Jillian Harmon, Jeanette Pohlen - Stanford (Berkeley)
- 2009-10 Jayne Appel, Kayla Pedersen, Nnemkadi Ogumike - Stanford (Sacramento)
- 2010-11 Chiney Ogumike, Nnemkadi Ogumike - Stanford (Spokane)
- 2011-12 Chiney Ogumike, Nnemkadi Ogumike - Stanford (Fresno)
- 2012-13 Layshia Clarendon, Afure Jemeribge - California (Spokane); Chiney Ogumike, Stanford (Spokane)
- 2013-14 Chiney Ogumike, Amber Orrange, Mikaela Ruef, Stanford (Stanford)



Oregon's Stefanie Kasperski was the 1989-90 Academic All-America of the Year.



**1986-87**

Jennifer Bennett ..... California  
Yvette Cole ..... Washington  
Dora Dome ..... UCLA  
Monica Lamb ..... USC  
Lauri Landerholm\* ..... Oregon  
Cherie Nelson ..... USC  
Gabi Neumann ..... Oregon  
Lisa Oriard ..... Washington  
Dana Patterson ..... Arizona  
Rhonda Windham ..... USC

**1987-88**

Jennifer Azzi ..... Stanford  
Yvette Cole ..... Washington  
Dora Dome ..... UCLA  
Chelle Flamoe ..... Oregon State  
Jonni Gray ..... Washington State  
Karon Howell ..... USC  
Stefanie Kasperski ..... Oregon  
Shamona Mosley ..... Arizona State  
Cherie Nelson\* ..... USC  
Lisa Oriard ..... Washington  
Dana Patterson ..... Arizona  
Katy Steding ..... Stanford

**1988-89**

Jennifer Azzi\* ..... Stanford  
Yvette Cole ..... Washington  
Chelle Flamoe ..... Oregon State  
Amy Gamble ..... Arizona  
Jonni Gray ..... Washington State  
Sonja Henning ..... Stanford  
Stefanie Kasperski ..... Oregon  
Cherie Nelson ..... USC  
Katy Steding ..... Stanford  
Sandra VanEmbricqs ..... UCLA

**1989-90**

Jennifer Azzi\* ..... Stanford  
Karen Deden ..... Washington  
Sonja Henning ..... Stanford  
Stefanie Kasperski ..... Oregon  
Amy Mickelson ..... Washington  
Angie Miller ..... Washington State  
Katy Steding ..... Stanford  
Rehema Stephens ..... UCLA  
Trisha Stevens ..... Stanford  
Sandra VanEmbricqs ..... UCLA

**1990-91**

Karen Deden ..... Washington  
Sonja Henning\* ..... Stanford  
Lisa Leslie ..... USC  
Laurie Merlino ..... Washington  
Judy Shannon ..... Oregon State  
Trisha Stafford ..... California  
Rehema Stephens ..... UCLA  
Trisha Stevens ..... Stanford  
Tammy Story ..... USC  
Julie Zeilstra ..... Stanford

**1991-92**

Ryneldi Becenti ..... Arizona State  
Margo Clark ..... Arizona  
Lisa Leslie ..... USC  
Judy Shannon ..... Oregon State  
Trisha Stafford ..... California  
Rehema Stephens ..... UCLA  
Tammy Story ..... USC  
Val Whiting\* ..... Stanford  
Natalie Williams ..... UCLA  
Milica Vukadinovic ..... California

**1992-93**

Nicole Anderson ..... UCLA  
Ryneldi Becenti ..... Arizona State  
Joni Easterly ..... USC  
Molly Goodenbour ..... Stanford  
Tanja Kostic ..... Oregon State  
Lisa Leslie ..... USC  
Rhonda Smith ..... Washington  
Milica Vukadinovic ..... California  
Val Whiting\* ..... Stanford  
Natalie Williams ..... UCLA

**1993-94**

Tara Davis ..... Washington  
Christy Hedgpeh ..... Stanford  
Rachel Hemmer ..... Stanford  
Anita Kaplan ..... Stanford  
Tanja Kostic ..... Oregon State  
Lisa Leslie ..... USC  
Nicky McCrimmon ..... USC  
Rhonda Smith ..... Washington  
Debbie Sporcich ..... Oregon  
Natalie Williams\* ..... UCLA

**1994-95**

Sally Crowe ..... Oregon  
Renaef Fegent ..... Oregon  
Kisa Hughes ..... UCLA  
Anita Kaplan ..... Stanford  
Tanja Kostic\* ..... Oregon State  
Rhonda Smith ..... Washington  
Eliza Sokolowska ..... California  
Kate Starbird ..... Stanford  
Tina Thompson ..... USC  
Boky Vidic ..... Oregon State

**1995-96**

Adia Barnes ..... Arizona  
Arianne Boyer ..... Oregon  
Renaef Fegent ..... Oregon  
Nickey Hilbert ..... UCLA  
Tanja Kostic\* ..... Oregon State  
Brenda Pantoja ..... Arizona  
Jenni Ruff ..... Washington State  
Kate Starbird\* ..... Stanford  
Tina Thompson ..... USC  
Jamila Wideman ..... Stanford

**1996-97**

Adia Barnes ..... Arizona  
Arianne Boyer ..... Oregon  
Jade Hyett ..... Washington State  
Tina Lelas ..... Oregon State  
Tanja Kostic ..... Oregon State  
Maylana Martin ..... UCLA  
Jamie Redd ..... Washington  
Olympia Scott ..... Stanford  
Kate Starbird\* ..... Stanford  
Tina Thompson ..... USC  
Jamila Wideman ..... Stanford

**1997-98**

Adia Barnes\* ..... Arizona  
Kristin Clark ..... USC  
Kristin Folkl ..... Stanford  
Erica Gomez ..... UCLA  
Amber Hall ..... Washington  
Natalie Hughes ..... Oregon  
Maylana Martin ..... UCLA  
Vanessa Nygaard ..... Stanford  
Jamie Redd ..... Washington  
Olympia Scott ..... Stanford

**1998-99**

LaCresha Flannigan ..... UCLA  
Milena Flores ..... Stanford  
Erica Gomez ..... UCLA  
Amber Hall ..... Washington  
Angela Lackey ..... Arizona  
Tricia Lamb ..... Washington State  
Maylana Martin\* ..... UCLA  
Jamie Redd ..... Washington  
Adrain Williams ..... USC  
Shaquala Williams ..... Oregon  
Felecity Willis ..... Arizona

**1999-2000**

Tatum Brown ..... Arizona  
Milena Flores ..... Stanford  
Megan Franza ..... Washington  
Rachel Holt ..... Arizona State  
Maylana Martin ..... UCLA  
Sissel Pierce ..... Oregon State  
Felicia Ragland ..... Oregon State  
Shaquala Williams\* ..... Oregon  
Felecity Willis ..... Arizona  
Angelina Wolvert ..... Oregon

**2000-01**

Reshea Bristol ..... Arizona  
Megan Franza ..... Washington  
Michelle Greco ..... UCLA  
Courtney Johnson ..... California  
Melody Johnson ..... Arizona State  
Amanda Levens ..... Arizona State  
Elizabeth Pickney ..... Arizona  
Nicole Powell ..... Stanford  
Felicia Ragland\* ..... Oregon State  
Angelina Wolvert ..... Oregon

**2001-02**

Ebony Hoffman ..... USC  
 Aisha Hollans ..... USC  
 Amanda Levens ..... Arizona State  
 Giuliana Mendiola ..... Washington  
 Loree Payne ..... Washington  
 Elizabeth Pickney ..... Arizona  
 Nicole Powell\* ..... Stanford  
 Felicia Raglandl ..... Oregon State  
 Shaquala Williams ..... Oregon  
 Lindsey Yamasaki ..... Stanford

**2002-03**

Nikki Blue ..... UCLA  
 Leilani Estavan ..... Oregon State  
 Michelle Greco ..... UCLA  
 Ebony Hoffman ..... USC  
 Giuliana Mendiola\* ..... Washington  
 Loree Payne ..... Washington  
 Shawntinice Polk ..... Arizona  
 Nicole Powell ..... Stanford  
 Kelley Suminski ..... Stanford  
 Dee-Dee Wheeler ..... Arizona

**2003-04**

Nihan Anaz ..... California  
 Nikki Blue ..... UCLA  
 Ebony Hoffman ..... USC  
 Andrea Lalum ..... Washington  
 Kylan Loney ..... Arizona State  
 Giuliana Mendiola ..... Washington  
 Shawntinice Polk ..... Arizona  
 Nicole Powell\* ..... Stanford  
 Noelle Quinn ..... UCLA  
 Dee-Dee Wheeler ..... Arizona

**2004-05**

Andrea Bills ..... Oregon  
 Nikki Blue ..... UCLA  
 Cathrine Kraayeveld ..... Oregon  
 Shawntinice Polk ..... Arizona  
 Brooke Smith ..... Stanford  
 Kelley Suminski ..... Stanford  
 Emily Westerberg ..... Arizona State  
 Dee-Dee Wheeler ..... Arizona  
 Candice Wiggins\* ..... Stanford  
 Lisa Willis ..... UCLA

**2005-06**

Nikki Blue ..... UCLA  
 Devanei Hampton ..... California  
 Cameo Hicks ..... Washington  
 Kristen Kovesdy ..... Arizona State  
 Eshaya Murphy ..... USC  
 Noelle Quinn ..... UCLA  
 Brooke Smith ..... Stanford  
 Emily Westerberg ..... Arizona State  
 Candice Wiggins\* ..... Stanford  
 Lisa Willis ..... UCLA

**2006-07**

Devanei Hampton\* ..... California  
 Cameo Hicks ..... Washington  
 Aubree Johnson ..... Arizona State  
 Eshaya Murphy ..... USC  
 Casey Nash ..... Oregon State  
 Noelle Quinn ..... UCLA  
 Brooke Smith ..... Stanford  
 Ashley Walker ..... California  
 Emily Westerberg ..... Arizona State  
 Candice Wiggins ..... Stanford

**2007-08**

**FIRST TEAM**  
 Jayne Appel ..... Stanford  
 Devanei Hampton ..... California  
 Lindsey Pluimer ..... UCLA  
 Ashley Walker ..... California  
 Candice Wiggins\* ..... Stanford

**SECOND TEAM**

Alexis Gray-Lawson ..... California  
 Briann January ..... Arizona State  
 Lauren Lacey ..... Arizona State  
 Nadia Parker ..... USC  
 Ashley Whisonant ..... Arizona

**THIRD TEAM**

Emily Florence ..... Washington  
 Merceded Fox-Griffin ..... Oregon State  
 Camille LeNoir ..... USC  
 Taylor Lilley ..... Oregon  
 Kayla Pedersen ..... Stanford

**2008-09**

**FIRST TEAM**  
 Jayne Appel\* ..... Stanford  
 Alexis Gray Lawson ..... California  
 Ify Ibekwe ..... Arizona  
 Briann January ..... Arizona State  
 Ashley Walker ..... California

**SECOND TEAM**

Doreena Campbell ..... UCLA  
 Jillian Harmon ..... Stanford  
 Camille LeNoir ..... USC  
 Jeanette Pohlen ..... Stanford  
 Dymond Simon ..... Arizona State

**THIRD TEAM**

Brittney Davis ..... Oregon State  
 Micaela Cocks ..... Oregon  
 Briana Gilbreath ..... USC  
 Devanei Hampton ..... California  
 Kayla Pedersen ..... Stanford

**2009-10**

Jayne Appel ..... Stanford  
 Doreena Campbell ..... UCLA  
 Micaela Cocks ..... Oregon  
 Ashley Corral ..... USC  
 Jasmine Dixon ..... UCLA  
 Briana Gilbreath ..... USC  
 Alexis Gray-Lawson ..... California  
 Ify Ibekwe ..... Arizona  
 Taylor Lilley ..... Oregon  
 Nnemkadi Ogwumike\* ..... Stanford  
 Kayla Pedersen ..... Stanford  
 Jeanette Pohlen ..... Stanford  
 Danielle Orsillo ..... Arizona State  
 Sami Whitcomb ..... Washington  
 Davellyn Whyte ..... Arizona

**2010-11**

Doreena Campbell ..... UCLA  
 Ashley Corral ..... USC  
 Jasmine Dixon ..... UCLA  
 Briana Gilbreath ..... USC  
 Ify Ibekwe ..... Arizona  
 Nia Jackson ..... Oregon  
 Kristi Kingma ..... Washington  
 Darxia Morris ..... UCLA  
 Chiney Ogwumike ..... Stanford  
 Nnemkadi Ogwumike ..... Stanford  
 Kayla Pedersen ..... Stanford  
 Jeanette Pohlen\* ..... Stanford  
 Dymond Simon ..... Arizona State  
 DeNesha Stallworth ..... California  
 Davellyn Whyte ..... Arizona

**2011-12**

Jazmine Davis ..... Washington  
 Layshia Clarendon ..... California  
 Ashley Corral ..... USC  
 Rebekah Gardner ..... UCLA  
 Briana Gilbreath ..... USC  
 Chucky Jeffery ..... Colorado  
 Amanda Johnson ..... Oregon  
 Toni Kokenis ..... Stanford  
 Earlysia Marchbanks ..... Oregon State  
 Chiney Ogwumike ..... Stanford  
 Nnemkadi Ogwumike\* ..... Stanford  
 Regina Rogers ..... Washington  
 Markel Walker ..... UCLA  
 Davellyn Whyte ..... Arizona  
 Taryn Wicijowski ..... Utah

**2012-13**

Brittany Boyd ..... California  
 Gennifer Brandon ..... California  
 Alyssia Brewer ..... UCLA  
 Layshia Clarendon ..... California  
 Jazmine Davis ..... Washington  
 Cassie Harberts ..... USC  
 Chucky Jeffery ..... Colorado  
 Kristi Kingma ..... Washington  
 Atonye Nyingifa ..... UCLA  
 Chiney Ogwumike\* ..... Stanford  
 Amber Orrange ..... Stanford  
 Michelle Plouffe ..... Utah  
 Joslyn Tinkle ..... Stanford  
 Markel Walker ..... UCLA  
 Davellyn Whyte ..... Arizona

**2013-14**

Jillian Alleyne ..... Oregon  
 Brittany Boyd ..... California  
 Jazmine Davis ..... Washington  
 Nirra Fields ..... UCLA  
 Lia Galdeira ..... Washington State  
 Reshanda Gray ..... California  
 Cassie Harberts ..... USC  
 Deja Mann ..... Arizona State  
 Atonye Nyingifa ..... UCLA  
 Chiney Ogwumike\* ..... Stanford  
 Amber Orrange ..... Stanford  
 Michelle Plouffe ..... Utah  
 Kelsey Plum ..... Washington  
 Tia Presley ..... Washington State  
 Sydney Wiese ..... Oregon State

\* *Player of the Year*

<b>ARIZONA.....30</b>	Nia Jackson..... 11
Dana Patterson..... 87, 88	Amanda Johnson..... 12
Amy Gamble..... 89	Jillian Alleyne..... 14
Margo Clark..... 92	
Adia Barnes..... 96, 97, 98	<b>OREGON STATE.....20</b>
Brenda Pantoja..... 96	Chelle Flamoe..... 88, 89
Angela Lackey..... 99	Judy Shannon..... 91, 92
Felicity Willis..... 99, 00	Tanja Kostic..... 93, 94, 95, 96
Tatum Brown..... 00	Boky Vidic..... 95
Reshea Bristol..... 01	Tina Lelas..... 97
Elizabeth Pickney..... 01, 02	Sissel Pierce..... 00
Shawntinice Polk..... 03	Felicia Ragland..... 00, 01, 02
Dee-Dee Wheeler..... 03, 04, 05	Leilani Estavan..... 03
Shawntinice Polk..... 03, 04, 05	Casey Nash..... 07
Ashley Whisonant..... 08 (2nd)	Mercedes Fox-Griffin..... 08 (3rd)
Ify Ibekwe..... 09, 10, 11	Brittney Davis..... 09 (3rd)
Davellyn Whyte..... 10, 11, 12, 13	Earlysia Marchbanks..... 12
	Sydney Wiese..... 14
<b>ARIZONA STATE.....20</b>	
Shamona Mosley..... 88	<b>STANFORD.....66</b>
Ryneldi Becenti..... 92, 93	Jennifer Azzi..... 88, 89, 90
Rachel Holt..... 00	Katy Steding..... 88, 89, 90
Melody Johnson..... 01	Sonja Henning..... 89, 90, 91
Amanda Levens..... 01, 02	Trisha Stevens..... 90, 91
Kylan Loney..... 04	Julie Zielstra..... 91
Emily Westerberg..... 05, 06, 07	Val Whiting..... 92, 93
Kristen Kovesdy..... 06	Molly Goodenbour..... 93
Aubree Johnson..... 07	Christy Hedgpath..... 94
Briann January..... 08 (2nd), 09	Rachel Hemmer..... 94
Lauren Lacey..... 08 (2nd)	Anita Kaplan..... 94, 95
Dymond Simon..... 09 (2nd), 11	Kate Starbird..... 95, 96, 97
Danielle Orsillo..... 10	Jamila Wideman..... 96, 97
Deja Mann..... 14	Olympia Scott..... 97, 98
	Vanessa Nygaard..... 98
<b>CALIFORNIA.....25</b>	Kristin Folkl..... 98
Jennifer Bennett..... 87	Milena Flores..... 99, 00
Trisha Stafford..... 91, 92	Nicole Powell..... 01, 02, 03, 04
Milica Vukadinovic..... 92, 93	Lindsey Yamasaki..... 02
Eliza Sokolowska..... 95	Kelley Suminski..... 03, 05
Courtney Johnson..... 01	Brooke Smith..... 05, 06, 07
Nihan Anaz..... 04	Candice Wiggins..... 05, 06, 07, 08
Devanei Hampton..... 06, 07, 08, 09 (3rd)	Jayne Appel..... 08, 09, 10
Ashley Walker..... 07, 08, 09	Kayla Pedersen..... 08 (3rd), 09 (3rd), 10, 11
Alexis Gray-Lawson..... 08 (2nd), 09, 10	Jillian Harmon..... 09 (2nd)
DeNesha Stallworth..... 11	Jeanette Pohlen..... 09 (2nd), 10, 11
Layshia Clarendon..... 12, 13	Nnemkadi Ogwumike..... 10, 11, 12
Brittany Boyd..... 13, 14	Chiney Ogwumike..... 11, 12, 13, 14
Gennifer Brandon..... 13	Toni Kokenis..... 12
Reshanda Gray..... 14	Amber Orrange..... 13
	Joslyn Tinkle..... 13
<b>COLORADO.....2</b>	Amber Orrange..... 14
Chucky Jeffery..... 12, 13	
<b>OREGON.....26</b>	<b>UCLA.....45</b>
Lauri Landerholm..... 87	Dora Dome..... 87, 88
Gabi Neumann..... 87	Sandra VanEmbricqs..... 89, 90
Stefanie Kasperski..... 88, 89, 90	Rehema Stephens..... 90, 91, 92
Debbie Sporcich..... 94	Natalie Williams..... 92, 93, 94
Sally Crowe..... 95	Nicole Anderson..... 93
Renae Fegent..... 95, 96	Kisa Hughes..... 95
Arienne Boyer..... 96, 97	Nickey Hilbert..... 96
Natalie Hughes..... 98	Maylana Martin..... 97, 98, 99, 00
Shaquala Williams..... 99, 00, 02	Erica Gomez..... 98, 99
Angelina Wolvert..... 00, 01	LaCresha Flannigan..... 99
Cathrine Kraayeveld..... 05	Michelle Greco..... 01, 03
Andrea Bills..... 05	Nikki Blue..... 03, 04, 05, 06
Taylor Lilley..... 08 (3rd), 10	Lisa Willis..... 05, 06
Micaela Cocks..... 09 (3rd), 10	Noelle Quinn..... 04, 06, 07
	Lindsey Pluimer..... 08

Doreena Campbell..... 09 (2nd), 10, 11	Jasmine Dixon..... 10, 11
Darxia Morris..... 11	Rebekah Gardner..... 12
Markel Walker..... 12, 13	Alyssia Brewer..... 13
Atonye Nyingifa..... 13, 14	Nirra Fields..... 14
	<b>USC.....36</b>
Rhonda Windham..... 87	Cherie Nelson..... 87, 88, 89
Monica Lamb..... 87	Karon Howell..... 87
Lisa Leslie..... 91, 92, 93, 94	Tammy Story..... 91, 92
Joni Easterly..... 93	Nicky McCrimmon..... 94
Tina Thompson..... 95, 96, 97	Kristin Clark..... 98
Adrain Williams..... 99	Ebony Hoffman..... 02, 03, 04
Aisha Hollans..... 02	Eshaya Murphy..... 06, 07
Nadia Parker..... 08 (2nd)	Camille LeNoir..... 08 (3rd), 09 (2nd)
Briana Gilbreath..... 09 (3rd), 10, 11, 12	Ashley Corral..... 10, 11, 12
Cassie Harberts..... 13, 14	
	<b>UTAH.....3</b>
Taryn Wicijowski..... 12	Michelle Plouffe..... 13, 14
	<b>WASHINGTON.....36</b>
Yvette Cole..... 87, 88, 89	Lisa Oriard..... 87, 88
Karen Deden..... 89, 90	Amy Mickelson..... 90
Laurie Merlino..... 91	Rhonda Smith..... 93, 94, 95
Tara Davis..... 94	Jamie Redd..... 97, 98, 99
Amber Hall..... 98, 99	Megan Franza..... 00, 01
Giuliana Mendiola..... 02, 03, 04	Loree Payne..... 02, 04
Andrea Lalum..... 04	Cameo Hicks..... 06, 07
Emily Florence..... 08 (3rd)	Sami Whitcomb..... 10
Kristi Kingma..... 11	Jazmine Davis..... 12, 13, 14
Regina Rogiers..... 12	Kelsey Plum..... 14
	<b>WASHINGTON STATE.....8</b>
Jonni Gray..... 88, 89	Angie Miller..... 89
Jenni Ruff..... 96	Jade Hyatt..... 97
Tricia Lamb..... 99	Lia Galdeira..... 14
Tia Presley..... 14	

<b>FOUR-TIME SELECTIONS</b>
Lisa Leslie, USC..... 91, 92, 93, 94
Tanja Kostic, OSU..... 93, 94, 95, 96
Maylana Martin, UCLA..... 97, 98, 99, 00
Nicole Powell, STAN..... 01, 02, 03, 04
Nikki Blue, UCLA..... 03, 04, 05, 06
Candice Wiggins, STAN..... 05, 06, 07, 08
Devanei Hampton, CAL..... 06, 07, 08, 09
Kayla Pedersen, STAN..... 08, 09, 10, 11
Briana Gilbreath, USC..... 09, 10, 11, 12
Davellyn Whyte, ARIZ..... 10, 11, 12, 13
Chiney Ogwumike, STAN..... 11, 12, 13, 14
<b>THREE-TIME SELECTIONS</b>
Stefanie Kasperski, ORE..... 88, 89, 90
Jennifer Azzi, STAN..... 88, 89, 90
Katy Steding, STAN..... 88, 89, 90
Sonja Henning, STAN..... 88, 89, 90
Rehema Stephens, UCLA..... 90, 91, 92
Natalie Williams, UCLA..... 92, 93, 94
Cherie Nelson, USC..... 87, 88, 89
Yvette Cole, WASH..... 87, 88, 89
Rhonda Smith, WASH..... 93, 94, 95
Kate Starbird, STAN..... 95, 96, 97
Tina Thompson, USC..... 95, 96, 97
Adia Barnes, ARIZ..... 96, 97, 98
Jamie Redd, WASH..... 97, 98, 99
Felicia Ragland, OSU..... 00, 01, 02
Shaquala Williams, ORE..... 99, 00, 02
Giuliana Mendiola, WASH..... 02, 03, 04
Ebony Hoffman, USC..... 02, 03, 04
Dee-Dee Wheeler, ARIZ..... 03, 04, 05
Shawntinice Polk, ARIZ..... 03, 04, 05
Emily Westerberg, ASU..... 05, 06, 07
Brooke Smith, STAN..... 05, 06, 07
Noelle Quinn, UCLA..... 04, 06, 07
Ashley Walker, CAL..... 07, 08, 09
Jayne Appel, STAN..... 08, 09, 10
Alexis Gray-Lawson, CAL..... 08, 09, 10
Doreena Campbell, UCLA..... 09, 10, 11
Ify Ibekwe, ARIZ..... 09, 10, 11
Jeanette Pohlen, STAN..... 09, 10, 11
Ashley Corral, USC..... 10, 11, 12
Nnemkadi Ogwumike, STAN..... 10, 11, 12
Jazmine Davis, WASH..... 12, 13, 14
<b>TWO-TIME SELECTIONS</b>
Dora Dome, UCLA..... 87, 88
Lisa Oriard, WASH..... 87, 88
Dana Patterson, ARIZ..... 87, 88
Chelle Flamoe, OSU..... 88, 89
Jonni Gray, WSU..... 88, 89
Karen Deden, WASH..... 89, 90
Sandra VanEmbricqs, UCLA..... 89, 90
Trisha Stevens, STAN..... 90, 91
Judy Shannon, OSU..... 91, 92
Trisha Stafford, CAL..... 91, 92
Tammy Story, USC..... 91, 92
Ryneldi Becenti, ASU..... 92, 93
Milica Vukadinovic, CAL..... 92, 93
Val Whiting, STAN..... 92, 93
Anita Kaplan, STAN..... 94, 95
Renae Fegent, ORE..... 95, 96
Arienne Boyer, ORE..... 96, 97
Jamilla Wideman, STAN..... 96, 97
Olympia Scott, STAN..... 97, 98
Erica Gomez, UCLA..... 98, 99
Amber Hall, WASH..... 98, 99
Milena Flores, STAN..... 99, 00
Felicity Willis, ARIZ..... 99, 00
Angelina Wolvert, ORE..... 00, 01
Megan Franza, WASH..... 00, 01
Elizabeth Pickney, ARIZ..... 01, 02
Amanda Levens, ASU..... 01, 02
Michelle Greco, UCLA..... 01, 03
Loree Payne, WASH..... 02, 03
Kelley Suminski, STAN..... 03, 05
Lisa Willis, UCLA..... 05, 06
Eshaya Murphy, USC..... 06, 07
Cameo Hicks, WASH..... 06, 07
Briann January, ASU..... 08, 09
Camille LeNoire, USC..... 08, 09
Micaela Cocks, ORE..... 09, 10
Taylor Lilley, ORE..... 08, 10
Jasmine Dixon, UCLA..... 10, 11
Dymond Simon, ASU..... 09, 11
Layshia Clarendon, CAL..... 12, 13
Chucky Jeffery, COLO..... 12, 13
Markel Walker, UCLA..... 12, 13
Cassie Harberts, USC..... 13, 14
Atonye Nyingifa, UCLA..... 13, 14
Michelle Plouffe, UTAH..... 13, 14

Note: One team of 10 selected from 1987-2007; In 2008 and 2009, three teams of five were selected. Second and third teams indicated; one team of 15 selected beginning 2010.

**DID YOU KNOW?** Only 15 freshmen have ever earned first team all-conference honors: Lisa Leslie, USC ('91), Tanja Kostic, OSU ('93), Maylana Martin, UCLA ('97), Shaquala Williams, ORE ('99), Nicole Powell, STAN ('01), Shawntinice Polk, ARIZ ('03), Nikki Blue, UCLA ('03), Noelle Quinn, UCLA ('04), Candice Wiggins, STAN ('05), Devanei Hampton, CAL ('06), Davellyn White, ARIZ ('10), Chiney Ogwumike, STAN ('11), Jazmine Davis, WASH ('12), Kelsey Plum, WASH and Sydney Wiese, OSU ('14).

## SELECTIONS BY SCHOOL

Stanford	27
California	16
UCLA	15
Arizona	13
Oregon	12
USC	12
Washington	13
Oregon State	11
Arizona State	9
Washington State	8
Utah	1

## ALL-FRESHMAN TEAM

### 1986-87

Jennifer Azzi	Stanford
Anja Hellman	California
Stefanie Kasperski	Oregon
Seija Leino	California
Katy Steding	Stanford
Monica Lamb*	USC

### 1987-88

Karen Deden *	Washington
Sonja Henning	Stanford
Teresa Palmisano	California
Kari Parriott*	Oregon State
Trisha Stevens	Stanford
Angie Weir	Washington State

### 1988-89

Kesha Martin	California
Kristal Stahl	Washington State
Tammy Story	USC
Molly Tideback*	UCLA
Julie Zeilstra	Stanford

### 1989-90

Nicole Anderson	UCLA
Joni Easterly	USC
Aili Gronroos	California
Vanessa Selden	Oregon
Val Whiting*	Stanford

### 1990-91

Tara Davis	Washington
Lisa Leslie*	USC
Natalia Mattick	Oregon State
Debbie Sporcich	Oregon
Natalie Williams	UCLA

### 1991-92

Rachel Hemmer*	Stanford
Stacey Johnson	Arizona State
Anita Kaplan	Stanford
Rhonda Smith	Washington
Jacinda Sweet	Arizona

### 1992-93

Keisha Anderson	Arizona
Tanja Kostic*	Oregon State
Anette Mollerstrom	Oregon State
Michelle Palmisano	UCLA
Melissa Wuschnig	Washington

### 1993-94

Arianne Boyer	Oregon
Kristina Lelas	Oregon State
Kate Starbird	Stanford
Tina Thompson*	USC
Jamila Wideman	Stanford

### 1994-95

Adia Barnes*	Arizona
Kristin Folk	Stanford
Tawana Grimes	UCLA
Naomi Mulitauaoepele	Stanford
Gena Pelz	Washington

### 1995-96

Erica Gomez*	UCLA
Jade Hyett	Washington State
Jennie Leander	California
Erica Mashia	USC
Jamie Redd	Washington

### 1996-97

Milena Flores	Stanford
Lisa Griffith	Arizona
Maylana Martin*	UCLA
Jenny Mowe	Oregon
Joanna Smith	Washington State

### 1997-98

Reshea Bristol	Arizona
Alke Dietel*	Washington State
Brianne Meharry	Oregon
Masa Radovic	California
Angelina Wolvert	Oregon

### 1998-99

Michelle Greco	UCLA
Theresa Jantzen	Arizona State
Elizabeth Pickney	Arizona
Shaquala Williams*	Oregon
Lindsey Yamasaki	Stanford

### 1999-00

Sarah Allen	Arizona State
Jamie Carey*	Stanford
Nicole Kaczmarek	UCLA
Loree Payne	Washington
Krista Warren	Arizona

### 2000-01

Betsy Boardman	Arizona State
Ebony Hoffman	USC
Veranda James	Arizona
Giuliana Mendiola	Washington
Nicole Powell*	Stanford

### 2001-02

Kristen O'Neill	Washington
Kelley Suminski	Stanford
T'Nae Thiel	Stanford
Dee-Dee Wheeler*	Arizona
Rachel Woodward	USC

### 2002-03

Nikki Blue	UCLA
Amy Denson	Arizona State
Carolyn Ganes	Oregon
Jill Noe	Arizona State
Shawntinice Polk*	Arizona

### 2003-04

Eleanor Haring	Oregon
Cameo Hicks	Washington
Kristen Newlin	Stanford
Noelle Quinn*	UCLA
Emily Westerberg	Arizona State

### 2004-05

Brynn Cameron	USC
Kristen Forristall	Oregon
Jessica Lawson	California
Lindsey Pluimer	UCLA
Candice Wiggins*	Stanford

### 2005-06

Alexis Gray-Lawson*	California
Devanei Hampton	California
Jillian Harmon	Stanford
Briann January	Arizona State
Ashley Walker	California

### 2006-07

Jayne Appel*	Stanford
J.J. Hones	Stanford
Judie Lomax	Oregon State
Dymond Simon	Arizona State
Natasha Vital	California

### 2007-08

Doreena Campbell	UCLA
Ify Ibekwe	Arizona
Kayla Pedersen*	Stanford
Katelan Redmon	Washington
Talisa Rhea	Oregon State

### 2008-09

Courtney Clements	Arizona
Briana Gilbreath*	USC
Atonye Nyingifa	UCLA
Nnemkadi Ogumike	Stanford
Jazmine Perkins	Washington State

### 2009-10

KiKi Moore	Washington State
Haiden Palmer	Oregon State
DeNesha Stallworth	California
Markel Walker	UCLA
Davellyn Whyte*	Arizona

### 2010-11

Cassie Harberts	USC
Alyssa Martin	Oregon State
Chiney Ogumike*	Stanford
Sage Romberg	Washington State
Lindsay Sherbert	California

### 2011-12

Brittany Boyd	California
Ariya Cook	USC
Jazmine Davis*	Washington
Ali Gibson	Oregon State
Reshanda Gray	California

### 2012-13

Jillian Alleyne	Oregon
Lia Galdeira	Washington State
Arielle Roberson*	Colorado
Talia Walton	Washington
Jamie Weisner	Oregon State

### 2013-14

Kelsey Plum*	Washington
Sydney Wiese	Oregon State
Chrisae Rowe	Oregon
Lili Thompson	Stanford
Emily Potter	Utah

\* - Freshman of the Year

## ALL-DEFENSIVE TEAM

### 2007-08

Emily Florence	Washington
Tierra Henderson	UCLA
Briann January*	Arizona State
Simone Jelks	USC
Ashley Walker	California

### 2008-09

Mercedes Fox-Griffin	Oregon State
Jillian Harmon	Stanford
Ify Ibekwe	Arizona
Briann January*	Arizona State
Ashley Walker	California

### 2009-10

Briana Gilbreath*	USC
Rosalyn Gold-Onwude*	Stanford
Alexis Gray-Lawson	California
Ify Ibekwe	Arizona
Eliza Pierre	California

### 2010-11

Briana Gilbreath	USC
El Sara Greer	Oregon State
Ify Ibekwe*	Arizona
Eliza Pierre	California
Chiney Ogumike	Stanford

### 2011-12

Kali Bennett	Arizona State
Patricia Bright	Oregon State
Briana Gilbreath	USC
Chucky Jeffery	Colorado
Chiney Ogumike*	Stanford

### 2012-13

Chiney Ogumike*	Stanford
Eliza Pierre	California
Markel Walker	UCLA
Aminah Williams	Washington
Brittany Wilson	Colorado

### 2013-14

Promise Amukamara	Arizona State
Brittany Boyd	California
Ruth Hamblin	Oregon State
Chiney Ogumike*	Stanford
Michelle Plouffe	Utah

\* - Defensive Player of the Year



Arizona State's Briann January was the first player to be named Pac-10 Defensive Player of the Year, winning the award twice.

	<b>PLAYER OF THE YEAR</b>	<b>JOHN R. WOODEN COACH OF THE YEAR</b>	<b>FRESHMAN OF THE YEAR</b>	<b>DEFENSIVE PLAYER OF THE YEAR</b>
<b>1986-87</b> .....	Lauri Landerholm, ORE .....	Chris Gobrecht, WASH .....	Monica Lamb, USC	
<b>1987-88</b> .....	Cherie Nelson, USC .....	Chris Gobrecht, WASH .....	Karen Deden, WASH	
		Linda Sharp, USC .....	Kari Parriott, OSU	
<b>1988-89</b> .....	Jennifer Azzi, STAN .....	Tara VanDerveer, STAN .....	Molly Tideback, UCLA	
<b>1989-90</b> .....	Jennifer Azzi, STAN .....	Tara VanDerveer, STAN .....	Val Whiting, STAN	
<b>1990-91</b> .....	Sonja Henning, STAN .....	Harold Rhodes, WSU .....	Lisa Leslie, USC	
<b>1991-92</b> .....	Val Whiting, STAN .....	Gooch Foster, CAL .....	Rachel Hemmer, STAN	
<b>1992-93</b> .....	Val Whiting, STAN .....	Marianne Stanley, USC .....	Tanja Kostic, OSU	
<b>1993-94</b> .....	Natalie Williams, UCLA .....	Jody Runge, ORE .....	Tina Thompson, USC	
<b>1994-95</b> .....	Tanja Kostic, OSU .....	Tara VanDerveer, STAN .....	Adia Barnes, ARIZ	
<b>1995-96</b> .....	Tanja Kostic, OSU .....	Amy Tucker, STAN .....	Erica Gomez, UCLA	
	Kate Starbird, STAN .....	Marianne Stanley, STAN		
<b>1996-97</b> .....	Kate Starbird, STAN .....	Tara VanDerveer, STAN .....	Maylana Martin, UCLA	
<b>1997-98</b> .....	Adia Barnes, ARIZ .....	Joan Bonvicini, ARIZ .....	Alke Dietel, WSU	
<b>1998-99</b> .....	Maylana Martin, UCLA .....	Jody Runge, ORE .....	Shaquala Williams, ORE	
<b>1999-00</b> .....	Shaquala Williams, ORE .....	Judy Spoelstra, OSU .....	Jamie Carey, STAN	
<b>2000-01</b> .....	Felicia Ragland, OSU .....	Charli Turner Thorne, ASU .....	Nicole Powell, STAN	
<b>2001-02</b> .....	Nicole Powell, STAN .....	Tara VanDerveer, STAN .....	Dee-Dee Wheeler, ARIZ	
<b>2002-03</b> .....	Giuliana Mendiola, WASH .....	Tara VanDerveer, STAN .....	Shawntinice Polk, ARIZ	
<b>2003-04</b> .....	Nicole Powell, STAN .....	Caren Horstmeyer, CAL .....	Noelle Quinn, UCLA	
<b>2004-05</b> .....	Candice Wiggins, STAN .....	Tara VanDerveer, STAN .....	Candice Wiggins, STAN	
<b>2005-06</b> .....	Candice Wiggins, STAN .....	Tara VanDerveer, STAN .....	Alexis Gray-Lawson, CAL	
<b>2006-07</b> .....	Devanei Hampton, CAL .....	Joanne Boyle, CAL .....	Jayne Appel, STAN	
<b>2007-08</b> .....	Candice Wiggins, STAN .....	Tara VanDerveer, STAN .....	Kayla Pedersen, STAN .....	Briann January, ASU
<b>2008-09</b> .....	Jayne Appel, STAN .....	Tara VanDerveer, STAN .....	Briana Gilbreath, USC .....	Briann January, ASU
<b>2009-10</b> .....	Nnemkadi Ogwumike, STAN .....	Nikki Caldwell, UCLA .....	Davellyn Whyte, ARIZ .....	Briana Gilbreath, USC
				Rosalyn Gold-Onwude, STAN
<b>2010-11</b> .....	Jeanette Pohlen, STAN .....	Tara VanDerveer, STAN .....	Chiney Ogwumike, STAN .....	Ify Ibekwe, ARIZ
<b>2011-12</b> .....	Nnemkadi Ogwumike, STAN .....	Tara VanDerveer, STAN .....	Jazmine Davis, WASH .....	Chiney Ogwumike, STAN
<b>2012-13</b> .....	Chiney Ogwumike, STAN .....	Tara VanDerveer, STAN .....	Arielle Roberson, COLO .....	Chiney Ogwumike, STAN
<b>2013-14</b> .....	Chiney Ogwumike, STAN .....	Tara VanDerveer, STAN .....	Kelsey Plum, WASH .....	Chiney Ogwumike, STAN

**SELECTIONS BY SCHOOL**

<b>PLAYER OF THE YEAR</b>		<b>FRESHMAN OF THE YEAR</b>			
Stanford .....	14 .....	2014	Stanford .....	8 .....	2011
Oregon State .....	3 .....	1996	USC .....	4 .....	2009
UCLA .....	2 .....	1999	UCLA .....	4 .....	2004
California .....	1 .....	2007	Arizona .....	4 .....	2010
Washington .....	1 .....	2003	Washington .....	3 .....	2014
Arizona .....	1 .....	1998	Oregon State .....	2 .....	1993
USC .....	1 .....	1988	California .....	1 .....	2006
Oregon .....	1 .....	1987	Colorado .....	1 .....	2013
Arizona State .....	0 .....	-	Oregon .....	1 .....	1999
Colorado .....	0 .....	-	Washington State .....	1 .....	1998
Utah .....	0 .....	-	Arizona State .....	0 .....	-
Washington State .....	0 .....	-	Utah .....	0 .....	-

<b>COACH OF THE YEAR</b>		<b>DEFENSIVE PLAYER OF THE YEAR</b>			
Stanford .....	16 .....	2014	Stanford .....	4 .....	2014
California .....	3 .....	2007	Arizona State .....	2 .....	2009
Oregon .....	2 .....	1999	Arizona .....	1 .....	2011
USC .....	2 .....	1993	USC .....	1 .....	2010
Washington .....	2 .....	1988	California .....	0 .....	--
Arizona State .....	1 .....	2001	Colorado .....	0 .....	-
Oregon State .....	1 .....	2000	Oregon .....	0 .....	--
Arizona .....	1 .....	1998	Oregon State .....	0 .....	--
UCLA .....	1 .....	2010	UCLA .....	0 .....	--
Washington State .....	1 .....	1991	Utah .....	0 .....	-
Colorado .....	0 .....	-	Washington .....	0 .....	-
Utah .....	0 .....	-	Washington State .....	0 .....	--

\* includes co-winners



Stanford's Candice Wiggins was named the Player of the Year a Conference-record three times.

**FRESHMEN NAMED TO ALL-PAC-12 TEAM**

<b>1990-91</b>	Lisa Leslie, USC	<b>2003-04</b>	Noelle Quinn, UCLA	<b>2011-12</b>	Jazmine Davis, Washington
<b>1992-93</b>	Tanja Kostic, Oregon State	<b>2004-05</b>	Candice Wiggins, Stanford	<b>2013-14</b>	Kelsey Plum, Washington
<b>1996-97</b>	Maylana Martin, UCLA	<b>2005-06</b>	Devanei Hampton, California		Sydney Wiese, Oregon State
<b>1998-99</b>	Shaquala Williams, Oregon	<b>2007-08</b>	Kayla Pedersen, Stanford		
<b>2000-01</b>	Nicole Powell, Stanford	<b>2008-09</b>	Briana Gilbreath, USC		
<b>2002-03</b>	Nikki Blue, UCLA	<b>2009-10</b>	Davellyn Whyte, Arizona		
	Shawntinice Polk, Arizona	<b>2010-11</b>	Chiney Ogwumike, Stanford		

**SELECTIONS BY SCHOOL**

Stanford.....	51
Oregon.....	43
Arizona State.....	42
Washington.....	32
Washington State.....	31
California.....	28
Oregon State.....	17
USC.....	17
UCLA.....	15
Arizona.....	7
Utah.....	6
Colorado.....	2

**1986-87**

**First Team**

Chelle Flamoe.....	Oregon State
Erica Mueser.....	Stanford
Gabi Neumann.....	Oregon
Sherry Poole.....	Arizona State
Lisa Raschkow.....	Washington
Lauri Landerholm.....	Oregon

**Second Team**

Holly Ford.....	USC
Mia Kuusisto.....	California
Yolando Turner.....	Arizona
Rhonda Windham.....	USC
Lisa Oriard.....	Washington

**1987-88**

**First Team**

Chelle Flamoe.....	Oregon State
Holly Ford.....	USC
Stefanie Kasperski.....	Oregon
Lisa Oriard.....	Washington
Katy Steding.....	Stanford

**Second Team**

Kami Anderson.....	Stanford
Jennifer Azzi.....	Stanford
Timi Brown.....	Arizona
Paula Pyers.....	USC
Jacquie Semeniuk.....	Oregon
Jill Yanke.....	Stanford

**1988-89**

**First Team**

Fran Ciak.....	Arizona State
Karen Deden.....	Washington
Chelle Flamoe.....	Oregon State
Stefanie Kasperski.....	Oregon
Laurie Merlino.....	Washington

**Second Team**

Debbie Dalluge.....	Oregon State
Meme Fanner.....	California
Trina McCartney.....	Oregon
Michelle Miles.....	UCLA
Stacy Parson.....	Stanford
Jacquie Semeniuk.....	Oregon
Jill Yanke.....	Stanford

**1989-90**

**First Team**

Fran Ciak.....	Arizona State
Karen Deden.....	Washington
Stefanie Kasperski.....	Oregon
Tammy Story.....	USC
Julie Zeilstra.....	Stanford

**Second Team**

Timi Brown.....	Arizona
Sonja Henning.....	Stanford
Trina McCartney.....	Oregon
Jacquie Semeniuk.....	Oregon
Monica Wiley.....	California

**1990-91**

**First Team**

Karen Deden.....	Washington
Sonja Henning.....	Stanford
Laurie Merlino.....	Washington
Tammy Story.....	USC
Darla Williamson.....	Washington State

**Second Team**

Margo Evashevski.....	Oregon State
Jocelyn McIntire.....	Washington
Kristin Metson.....	Washington State
Lisa Salsman.....	Arizona State
Jennifer Self.....	California

**1991-92**

**First Team**

Margo Evashevski.....	Oregon State
Chris MacMurdo.....	Stanford
Jennifer Self.....	California
Tammy Story.....	USC
Darla Williamson.....	Washington State

**Second Team**

Kelly Blair.....	Oregon
Sonjhia Fleming.....	Oregon State
Christy Hedgpeth.....	Stanford
Lisa Salsman.....	Arizona State
Monica Wiley.....	California

**1992-93**

**First Team**

Margo Evashevski.....	Oregon State
Christy Hedgpeth.....	Stanford
Chris MacMurdo.....	Stanford
Milica Vukadinovic.....	California
Sara Wilson.....	Oregon

**Second Team**

Susie Jarosch.....	Washington State
Lori Lollis.....	Washington State
Lisa Salsman.....	Arizona State
Missy Smith.....	Oregon State
Missy Stowell.....	Oregon

**1993-94**

**First Team**

Missy Croshaw.....	Oregon
Christy Hedgpeth.....	Stanford
Anita Kaplan.....	Stanford
Jackie Lear.....	California
Sara Wilson.....	Oregon

**Second Team**

Kerri Barrett.....	California
Susie Jarosch.....	Washington State
Louise Nelson.....	California
Kate Paye.....	Stanford
Janelle Thompson.....	Arizona

**1994-95**

**First Team**

Susie Jarosch.....	Washington State
Anita Kaplan.....	Stanford
Ricarda Kuypers.....	UCLA
Jackie Lear.....	California
Kate Paye.....	Stanford

**Second Team**

Kerri Barrett.....	California
Betty Ann Boeving.....	Oregon
Cindie Edamura.....	Oregon
Kelli Kronberger.....	Washington State
Kate Starbird.....	Stanford

**1995-96**

**First Team**

Betty Ann Boeving.....	Oregon
Cindie Edamura.....	Oregon
Renae Fegent.....	Oregon
Kate Starbird.....	Stanford
Jamila Wideman.....	Stanford

**Second Team**

Allison Arredondo.....	UCLA
Arianne Boyer.....	Oregon
Heidi Hoffman.....	Washington
Ricarda Kuypers.....	UCLA
Joana Ziuraitis.....	Arizona State

**1996-97**

**First Team**

Betty Ann Boeving.....	Oregon
Cindie Edamura.....	Oregon
Renae Fegent.....	Oregon
Elise Niemela.....	Washington
Kate Starbird.....	Stanford
Jamila Wideman.....	Stanford

**Second Team**

Marte Alexander.....	Arizona
Mendy Benson.....	Oregon
Arianne Boyer.....	Oregon
Patrycja Czepiec.....	California
Liz Rizzo.....	California

**1997-98**

**First Team**

Marte Alexander.....	Arizona
Kristin Folkl.....	Stanford
Amber Hall.....	Washington
Jennie Leander.....	California
Natasha O'Brien.....	Oregon

**Second Team**

Mendy Benson.....	Oregon
Paige Bowie.....	California
Vanessa Nygaard.....	Stanford
Heather Owen.....	Stanford
Spring Steed.....	Arizona State

**1998-99**

**First Team**

Paige Bowie.....	California
Milena Flores.....	Stanford
Amber Hall.....	Washington
Jennie Leander.....	California
Natasha O'Brien.....	Oregon

**Second Team**

Regan Freuen.....	Stanford
Victoria Harrod.....	Washington State
Rachel Holt.....	Arizona State
Malinda Lynch.....	Washington
Katie Nyseth.....	Washington State
Natalie Tucker.....	Arizona State

**1999-00**

**First Team**

Paige Bowie.....	California
Milena Flores.....	Stanford
Megan Franza.....	Washington
Victoria Harrod.....	Washington State
Katie Nyseth.....	Washington State

**Second Team**

Alke Dietel.....	Washington State
Maylana Martin.....	UCLA
Kristine Sand.....	Arizona State
Nicole Strange.....	Oregon
Natalie Tucker.....	Arizona State

**2000-01**

**First Team**

Leah Combs.....	Arizona State
Megan Franza.....	Washington
Victoria Harrod.....	Washington State
Katie Nyseth.....	Washington State
Jill Pimley.....	Washington

**Second Team**

Jessica Collins.....	Washington State
Brianne Meharry.....	Oregon
Loree Payne.....	Washington
Genevieve Swedor.....	California
Natalie Tucker.....	Arizona State

**2001-02**

**First Team**

Jen Albert.....	Arizona State
Jessica Collins.....	Washington State
Leah Combs.....	Arizona State
Bethany Donaphin.....	Stanford
Loree Payne.....	Washington

**Second Team**

Betsy Boardman.....	Arizona State
Lindsey Egeland.....	Washington State
Carmen Krause.....	USC
Andrea Lalum.....	Washington
Lauren St. Clair.....	Stanford

**2002-03**

**First Team**

Jen Albert ..... Arizona State  
Carrie Buckner ..... Arizona State  
Hollye Chapman ..... Oregon State  
Lindsey Egeland ..... Washington State  
Loree Payne ..... Washington

**Second Team**

Brina Chaney ..... Oregon State  
Andrea Lalum ..... Washington  
Sara McGee ..... Stanford  
Kourtney Shreve ..... Oregon  
Krista Warren ..... Arizona

**2003-04**

**First Team**

Jen Albert ..... Arizona State  
Brina Chaney ..... Oregon State  
Hollye Chapman ..... Oregon State  
Lindsey Egeland ..... Washington State  
Corrie Mizusawa ..... Oregon

**Second Team**

Susan Borchart ..... Stanford  
Carrie Buckner ..... Arizona State  
Andrea Lalum ..... Washington  
Krista Rappahahn ..... Stanford  
Chelsea Trotter ..... Stanford

**2004-05**

**First Team**

Kate Benz ..... Washington State  
Susan King Borchart ..... Stanford  
Corrie Mizusawa ..... Oregon  
Krista Rappahahn ..... Stanford  
Kiki Williams ..... California

**Second Team**

Kristin Iwanaga ..... California  
Aubree Johnson ..... Arizona State  
Emma Joneby ..... Washington State  
Cathrine Kraayeveld ..... Oregon  
Azella Perryman ..... Stanford

**2005-06**

**First Team**

Kate Benz ..... Washington State  
Mandy Close ..... Oregon State  
Lindsey Plumier ..... UCLA  
Krista Rappahahn ..... Stanford  
Emily Westerberg ..... Arizona State

**Second Team**

Nicole Castro ..... Washington  
Adriane Ferguson ..... Washington State  
Allison Jaskowiak ..... USC  
Aubree Johnson ..... Arizona State  
Kristen O'Neill ..... Washington

**2006-07**

**First Team**

Kate Benz ..... Washington State  
Clare Bodensteiner ..... Stanford  
Aubree Johnson ..... Arizona State  
Lindsey Plumier ..... UCLA  
Emily Westerberg ..... Arizona State

**Second Team**

Nicole Berberet ..... USC  
Kate Engelbrecht ..... Arizona State  
Jamie Hagya ..... USC  
Allison Jaskowiak ..... USC  
Erica Schelley ..... Washington

**2007-08**

**First Team**

Kate Engelbrecht ..... Arizona State  
Emily Florence ..... Washington  
Allison Jaskowiak Kennedy ..... USC  
Jill Noe ..... Arizona State  
Lindsey Pluimer ..... UCLA

**Second Team**

Lauren Greif ..... California  
JJ Honess ..... Stanford  
Simone Jelks ..... USC  
Reagan Pariseau ..... Arizona State  
Andrea Plouffe ..... Washington

**2008-09**

**First Team**

Sybil Dosty ..... Arizona State  
Kate Engelbrecht ..... Arizona State  
Lauren Greif ..... California  
Allison Taka ..... UCLA

**Second Team**

Katie Appleton ..... Washington State  
Kezia Kelly ..... Washington State  
Danielle Orsillo ..... Arizona State  
Erica Tukiainen ..... UCLA  
Sami Whitcomb ..... Washington

**2009-10**

**First Team**

Lauren Greif ..... California  
Amanda Johnson ..... Oregon  
Danielle Roark ..... USC  
Allison Taka ..... UCLA  
Kirsten Tilleman ..... Oregon State

**Second Team**

Jayne Appel ..... Stanford  
Julie Futch ..... Oregon State  
JJ Honess ..... Stanford  
Danielle Orsillo ..... Arizona State  
Erica Tukiainen ..... UCLA

**2010-11**

**First Team**

Jacki Gemelos ..... USC  
Amanda Johnson ..... Oregon  
Kayla Pedersen ..... Stanford  
Dymond Simon ..... Arizona State  
Laura Stanulis ..... Oregon

**Second Team**

Kali Bennet ..... Arizona State  
Briana Gilbreath ..... USC  
Kristi Kingma ..... Washington  
Rosie Tarnowski ..... Washington State  
Mariah Williams ..... UCLA

**2011-12**

**First Team**

Chelsea Bridgewater ..... Utah  
Amanda Johnson ..... Oregon  
Rachel Messer ..... Utah  
Rosie Tarnowski ..... Washington State  
Taryn Wicijowski ..... Utah

**Second Team**

Kali Bennett ..... Arizona State  
Layshia Clarendon ..... California  
Danielle Love ..... Oregon  
Chiney Ogumike ..... Stanford  
Laura Stanulis ..... Oregon

**2012-13**

**First Team**

Chelsea Bridgewater ..... Utah  
Kristi Kingma ..... Washington  
Rachel Messer ..... Utah  
Taryn Wicijowski ..... Utah  
Mariah Williams ..... UCLA

**Second Team**

Layshia Clarendon ..... California  
Katie Grad ..... Washington State  
Lexy Kresl ..... Colorado  
Eliza Normen ..... Arizona State  
Carly Noyes ..... Washington State

**2013-14**

**First Team**

Joy Burke ..... Arizona State  
Ruth Hamblin ..... Oregon State  
Lexy Kresl ..... Colorado  
Chiney Ogumike ..... Stanford  
Laura Stanulis ..... Oregon

**Second Team**

Elisha Davis ..... Arizona State  
Deja Mann ..... Arizona State  
Bonnie Samuelson ..... Stanford  
Mercedes Wetmore ..... Washington

**SCHOLAR-ATHLETE  
OF THE YEAR**

2007-08 ..... Lindsey Pluimer, UCLA  
2008-09 ..... Sybil Dosty, Arizona State  
2009-10 ..... Jayne Appel, Stanford  
2010-11 ..... Kayla Pedersen, Stanford  
2011-12 ..... Amanda Johnson, Oregon  
2012-13 ..... Layshia Clarendon, California  
2013-14 ..... Chiney Ogumike, Stanford



Arizona State's Sybil Dosty was the 2008-09 recipient of the Toyo Tires Scholar-Athlete of the Year award.



UCLA's Lindsey Pluimer was the first player to receive the Toyo Tires Scholar-Athlete of the Year award for women's basketball in 2007-08.

**1986-87**

Nov. 30 Chelle Flamoe, Oregon State  
 Dec. 7 Mia Kuusisto, California  
 Dec. 14 Lauri Landerholm, Oregon  
 Dec. 21 Jennifer Bennett, California  
 Jan. 5 Lisa Oriard, Washington  
 Jan. 12 Dora Dome, UCLA  
 Jan. 19 Robin Connolly, Arizona State  
 Jan. 26 Jennifer Azzi, Stanford  
 Feb. 2 Lisa Oriard, Washington  
 Kris Glidden, Oregon  
 Feb. 9 Lauri Landerholm, Oregon  
 Feb. 16 Jennifer Bennett, California  
 Feb. 23 Gabi Neumann, Oregon  
 Mar. 2 Jennifer Bennett, California  
 Mar. 9 Monica Lamb, USC

**1987-88**

Nov. 30 Jill Yanke, Stanford  
 Dec. 7 Jennifer Azzi, Stanford  
 Dec. 14 Penny Bowden, Washington State  
 Dec. 21 Amanda Ray, California  
 Jan. 4 Cherie Nelson, USC  
 Jan. 11 Sonja Henning, Stanford  
 Jan. 18 Chelle Flamoe, Oregon State  
 Jan. 25 Cherie Nelson, USC  
 Feb. 1 Jonni Gray, Washington State  
 Feb. 9 Dora Dome, UCLA  
 Feb. 15 Stefanie Kasperski, Oregon  
 Feb. 22 Cherie Nelson, USC  
 Feb. 29 Cherie Nelson, USC  
 Mar. 7 Cherie Nelson, USC  
 Mar. 14 Karen O'Connor, Arizona State

**1988-89**

Nov. 28 Chelle Flamoe, Oregon State  
 Dec. 5 Cherie Nelson, USC  
 Dec. 12 Stefanie Kasperski, Oregon  
 Dec. 19 Tori Baker, Oregon  
 Jan. 3 Karon Howell, USC  
 Jan. 9 Karen O'Connor, Arizona State  
 Jan. 16 Trina McCartney, Oregon  
 Jan. 23 Sandra Van Embricq, UCLA  
 Jan. 30 Amy Gamble, Arizona  
 Feb. 6 Stefanie Kasperski, Oregon  
 Feb. 13 Sonja Henning, Stanford  
 Feb. 20 Stefanie Kasperski, Oregon  
 Feb. 27 Chris Holten, California  
 Mar. 6 Cherie Nelson, USC  
 Mar. 13 Cherie Nelson, USC

**1989-90**

Nov. 27 Karen Deden, Washington  
 Dec. 4 Karen Holten, California  
 Dec. 11 Rehema Stephens, UCLA  
 Dec. 18 Sonja Henning, Stanford  
 Jan. 3 Amy Mickelson, Washington  
 Jan. 8 Stefanie Kasperski, Oregon  
 Jan. 15 Julie Zeilstra, Stanford  
 Jan. 22 Karen O'Connor, Arizona State  
 Jan. 29 Trisha Stevens, Stanford  
 Feb. 5 Sandra Van Embricq, UCLA  
 Feb. 12 Laurie Merlino, Washington  
 Amy Mickelson, Washington  
 Feb. 26 Shana Daniels, Oregon State  
 Mar. 5 Angie Miller, Washington State  
 Mar. 12 Jennifer Azzi, Stanford

**1990-91**

Nov. 26 Lisa Leslie, USC  
 Dec. 3 Trisha Stafford, California  
 Dec. 10 Rehema Stephens, UCLA  
 Dec. 17 Monique Ambers, Arizona State  
 Jan. 2 Sonja Henning, Stanford  
 Jan. 7 Julie Zeilstra, Stanford  
 Jan. 14 Lisa Leslie, USC  
 Jan. 21 Judy Shannon, Oregon State

Jan. 28 Natalie Williams, UCLA  
 Feb. 4 Staci Wallenborn, Oregon  
 Feb. 11 Karen Deden, Washington  
 Feb. 18 Darci Wellsandt, Washington State  
 Feb. 25 Laura Baker, California  
 Mar. 4 Lisa Leslie, USC  
 Mar. 11 Judy Shannon, Oregon State

**1991-92**

Nov. 25 Chris MacMurdo, Stanford  
 Dec. 1 Debbie Sporcich, Oregon  
 Dec. 8 Ryneldi Becenti, Arizona State  
 Judy Shannon, Oregon State  
 Dec. 15 Val Whiting, Stanford  
 Dec. 23 Trisha Stafford, California  
 Dec. 30 Lisa Leslie, USC  
 Jan. 6 Margo Clark, Arizona  
 Jan. 13 Trisha Stafford, California  
 Jan. 20 Val Whiting, Stanford  
 Jan. 27 Lisa Leslie, USC  
 Feb. 3 Rehema Stephens, UCLA  
 Feb. 10 Judy Shannon, Oregon State  
 Natalie Williams, UCLA  
 Feb. 17 Christy Hedgpath, Stanford  
 Feb. 24 Ryneldi Becenti, Arizona State  
 Mar. 2 Jovonne Smith, Arizona State  
 Mar. 9 Tammy Story, USC  
 Mar. 16 Natalie Williams, UCLA

**1992-93**

Dec. 7 Ryneldi Becenti, Arizona State  
 Tanja Kostic, Oregon State  
 Dec. 14 Anette Mollerstrom, Oregon State  
 Dec. 21 Tanja Kostic, Oregon State  
 Jan. 4 Milica Vukadinovic, California  
 Jan. 11 Natalie Williams, UCLA  
 Jan. 18 Joni Easterly, USC  
 Jan. 25 Val Whiting, Stanford  
 Feb. 1 Rhonda Smith, Washington  
 Feb. 8 Lisa Leslie, USC  
 Feb. 15 Ryneldi Becenti, Arizona State  
 Debbie Sporcich, Oregon  
 Feb. 22 Natalie Williams, UCLA  
 Mar. 1 Val Whiting, Stanford  
 Mar. 8 Val Whiting, Stanford  
 Mar. 15 Shawn Coder, Arizona

**1993-94**

Dec. 6 Amy Jalewalia, UCLA  
 Dec. 13 Shawn Coder, Arizona  
 Tanja Kostic, Oregon State  
 Dec. 20 Rachel Hemmer, Stanford  
 Jan. 3 Melani Francis, Arizona State  
 Jan. 10 Rhonda Smith, Washington  
 Jan. 17 Lisa Leslie, USC  
 Jan. 24 Debbie Sporcich, Oregon  
 Jan. 31 Lisa Leslie, USC  
 Natalie Williams, UCLA  
 Feb. 7 Natalie Williams, UCLA  
 Feb. 14 Natalie Williams, UCLA  
 Feb. 21 Tanja Kostic, Oregon State  
 Feb. 28 Anita Kaplan, Stanford  
 Mar. 7 Rhonda Smith, Washington  
 Mar. 13 Jessica Schutt, Oregon

**1994-95**

Dec. 5 Eliza Sokolowska, California  
 Dec. 12 Adia Barnes, Arizona  
 Dec. 19 Kate Starbird, Stanford  
 Jan. 3 Tina Thompson, USC  
 Jan. 9 Adia Barnes, Arizona  
 Jan. 16 Kristin Erickson, Washington State  
 Jan. 23 Renae Fegent, Oregon  
 Jan. 30 Tanja Kostic, Oregon State  
 Feb. 6 Tina Lelas, Oregon State  
 Feb. 13 Eliza Sokolowska, California  
 Feb. 20 Rhonda Smith, Washington

Feb. 27 Anita Kaplan, Stanford  
 Mar. 6 Jackie Lear, California  
 Mar. 13 Tanja Kostic, Oregon State

**1995-96**

Dec. 4 Kate Starbird, Stanford  
 Dec. 11 Jenni Ruff, Washington State  
 Dec. 18 Tanja Kostic, Oregon State  
 Jan. 2 Adia Barnes, Arizona  
 Jan. 8 Jenni Ruff, Washington State  
 Jan. 15 Kate Starbird, Stanford  
 Jan. 22 Nickey Hilbert, UCLA  
 Jan. 29 Tina Thompson, USC  
 Feb. 5 Tanja Kostic, Oregon State  
 Feb. 12 Renae Fegent, Oregon  
 Feb. 19 Adia Barnes, Arizona  
 Feb. 26 Eliza Sokolowska, California  
 Jamila Wideman, Stanford  
 Mar. 4 Molly Tuter, Arizona State  
 Mar. 11 Jenni Ruff, Washington State

**1996-97**

Dec. 2 Vanessa Nygaard, Stanford  
 Dec. 9 Tina Thompson, USC  
 Dec. 16 Kate Starbird, Stanford  
 Dec. 23 Tina Thompson, USC  
 Jan. 6 Kate Starbird, Stanford  
 Jan. 13 Kate Starbird, Stanford  
 Jan. 20 Tina Thompson, USC  
 Jan. 27 Jade Hyett, Washington State  
 Tina Lelas, Oregon State  
 Feb. 3 Monika Crank, Arizona  
 Feb. 10 Arianne Boyer, Oregon  
 Feb. 17 Lisa Griffith, Arizona  
 Feb. 24 Natalie Hughes, Oregon  
 Kate Starbird, Stanford  
 Mar. 3 Arianne Boyer, Oregon  
 Mar. 9 Laure Savasta, Washington

**1997-98**

Dec. 1 Amber Hall, Washington  
 Dec. 8 Amber Redd, Washington  
 Dec. 15 Olympia Scott, Stanford  
 Dec. 22 Melanie Pearson, UCLA  
 Jan. 5 Adia Barnes, Arizona  
 Jan. 12 Michelle Tom, Arizona State  
 Jan. 19 Adia Barnes, Arizona  
 Jan. 26 Kristin Folk, Stanford  
 Feb. 2 Olympia Scott, Stanford  
 Feb. 9 Amber Hall, Washington  
 Feb. 16 Vanessa Nygaard, Stanford  
 Feb. 23 Adia Barnes, Arizona  
 Mar. 2 Kristin Folk, Stanford  
 Mar. 9 Natasha O'Brien, Oregon

**1998-99**

Nov. 30 Maylana Martin, UCLA  
 Dec. 6 Kristine Sand, Arizona State  
 Dec. 13 Sissel Pierce, Oregon State  
 Dec. 20 Angela Lackey, Arizona  
 Jan. 5 Lindsey Dion, Oregon  
 Jan. 11 LaCresha Flannigan, UCLA  
 Jan. 18 Shaquala Williams, Oregon  
 Jan. 25 Reshea Bristol, Arizona  
 Feb. 1 Marie Philman, UCLA  
 Feb. 8 Theresa Jantzen, Arizona State  
 Feb. 15 Regan Freuen, Stanford  
 Feb. 22 Maylana Martin, UCLA  
 Mar. 1 Jamie Redd, Washington  
 Mar. 8 Regan Freuen, Stanford

**1999-00**

Nov. 29 Elizabeth Pickney, Arizona  
 Dec. 6 Tatum Brown, Arizona  
 Dec. 13 Maylana Martin, UCLA  
 Dec. 20 Megan Franza, Washington  
 Jan. 3 Carolyn Moos, Stanford

Jan. 10 Kitch Kitchen, Arizona State  
 Jan. 17 Lisa Griffith, Arizona  
 Jan. 24 Maylana Martin, UCLA  
 Jan. 31 Shavaki Jackson, California  
 Feb. 7 Felecity Willis, Arizona  
 Feb. 14 Rachel Holt, Arizona State  
 Feb. 21 Tiffany Elmore, USC  
 Feb. 28 Sissel Pierce, Oregon State  
 Mar. 6 Shaquala Williams, Oregon  
 Mar. 12 Nicole Kaczmarek, UCLA

**2000-01**

Nov. 27 Melody Johnson, Arizona State  
 Dec. 4 Lisa Funn, Oregon State  
 Dec. 11 Elizabeth Pickney, Arizona  
 Dec. 18 Susan King, Stanford  
 Jan. 2 Reshea Bristol, Arizona  
 Jan. 8 Reshea Bristol, Arizona  
 Jan. 15 Jamie Craighead, Oregon  
 Jan. 22 Amanda Levens, Arizona State  
 Jan. 29 Ebony Hoffman, USC  
 Feb. 5 Elizabeth Pickney, Arizona  
 Feb. 12 Megan Franza, Washington  
 Feb. 19 Courtney Johnson, California  
 Feb. 26 Lindsey Yamasaki, Stanford  
 Mar. 5 Felicia Ragland, Oregon State  
 Mar. 12 Nicole Powell, Stanford

**2001-02**

Nov. 26 Elizabeth Pickney, Arizona  
 Dec. 3 Nicole Powell, Stanford  
 Dec. 10 Amanda Levens, Arizona State  
 Dec. 17 Amanda Levens, Arizona State  
 Dec. 31 Nicole Powell, Stanford  
 Jan. 7 Aisha Hollans, USC  
 Jan. 14 Nicole Powell, Stanford  
 Jan. 21 Felicia Ragland, Oregon State  
 Jan. 28 Lindsey Yamasaki, Stanford  
 Feb. 4 Giuliana Mendiola, Washington  
 Feb. 11 Nicole Powell, Stanford  
 Feb. 18 Cathrine Kraayeveld, Oregon  
 Feb. 25 Felicia Ragland, Oregon State

**2002-03**

Dec. 2 Shawntinice Polk, Arizona  
 Dec. 9 Giuliana Mendiola, Washington  
 Dec. 16 Jill Noe, Arizona State  
 Dec. 22 Shawntinice Polk, Arizona  
 Dec. 29 Kelley Suminski, Stanford  
 Jan. 6 Jill Noe, Arizona State  
 Jan. 13 Michelle Greco, UCLA  
 Jan. 20 Dee-Dee Wheeler, Arizona  
 Jan. 27 Rometra Craig, USC  
 Feb. 3 Giuliana Mendiola, Washington  
 Feb. 10 Shawntinice Polk, Arizona  
 Feb. 17 Giuliana Mendiola, Washington  
 Feb. 24 Nicole Powell, Stanford  
 Mar. 3 Shawntinice Polk, Arizona

**2003-04**

Dec. 1 Giuliana Mendiola, Washington  
 Dec. 8 Nihan Anaz, California  
 Dec. 15 Nicole Powell, Stanford  
 Dec. 22 Leilani Estavan, Oregon State  
 Jan. 5 Shannon Howell, Oregon State  
 Jan. 12 Nicole Powell, Stanford  
 Jan. 19 Shawntinice Polk, Arizona  
 Jan. 26 Ebony Hoffman, USC  
 Feb. 2 Kylan Loney, Arizona State  
 Feb. 9 Shawntinice Polk, Arizona  
 Feb. 16 Noelle Quinn, UCLA  
 Feb. 23 Noelle Quinn, UCLA  
 Mar. 1 Shawntinice Polk, Arizona



**PLAYERS OF THE WEEK BY THE NUMBERS**

Chiney Ogwumike, STAN (2011-14) ..18  
 Jayne Appel, STAN (2007-10).....9  
 Candice Wiggins, STAN (2005-08) .....9  
 Tanja Kostic, OSU (1993-96).....8  
 Lisa Leslie, USC (1991-94).....8  
 Cherie Nelson, USC (1987-89).....8  
 Nicole Powell, STAN (2001-04) .....8  
 Noelle Quinn, UCLA (2004-07) .....8  
 Ashley Walker, CAL (2005-09).....8  
 Natalie Williams, UCLA (1991-94).....8  
 Adia Barnes, ARIZ (1995-98).....7  
 Nnemkadi Ogwumike, STAN (2009-12)...7  
 Shawntinice Polk, ARIZ (2003-05) .....7  
 Kate Starbird, STAN (1994-97).....7  
 Stefanie Kasperski, ORE (1987-90) ....5  
 Giuliana Mendiola, WASH (2001-04) ...5  
 Tina Thompson, USC (1994-97).....5  
 Val Whiting, STAN (1989-93).....5  
 Ryneldi Becenti, ASU (1992-93) .....4  
 Jennifer Bennett, CAL (1987).....4  
 Devanei Hampton, CAL (2005-09) .....4

Sonja Henning, STAN (1988-91).....4  
 Maylana Martin, UCLA (1997-2000)....4  
 Kayla Pedersen, STAN (2008-11).....4  
 Elizabeth Pickney, ARIZ (1998-2002)..4  
 Judy Shannon, OSU (1991-92).....4  
 Rhonda Smith, WASH (1992-95).....4  
 Jennifer Azzi, STAN (1987-90).....3  
 Reshea Bristol, ARIZ (1998-2001) .....3  
 Chelle Flammoe, OSU (1987-89) .....3  
 Cameo Hicks, WASH (2004-07) .....3  
 Ify Ibekwe, ARIZ (2008-11) .....3  
 Amanda Levens, ASU (1998-2002).....3  
 Chucky Jeffery, COLO (2012-13).....3  
 Amanda Johnson, ORE (2009-12).....3  
 Karen O'Connor, ASU (1988-91) .....3  
 Felicia Ragland, OSU (1998-2002).....3  
 Jenni Ruff, WSU (1993-96).....3  
 Dymond Simon, ASU (2007-10, 11)....3  
 Eliza Sokolowska, CAL (1995-96) .....3  
 Debbie Sporcich, ORE (1991-94).....3  
 Trisha Stafford, CAL (1989-92).....3

Rehema Stephens, UCLA (1990-92) ...3  
 Markel Walker, UCLA (2009-13).....3

**SELECTIONS BY SCHOOL**

Stanford..... 99  
 UCLA..... 50  
 USC..... 44  
 Arizona ..... 40  
 Oregon..... 39  
 California ..... 39  
 Arizona State..... 34  
 Oregon State..... 32  
 Washington ..... 31  
 Washington State ..... 14  
 Colorado ..... 4  
 Utah ..... 3

**2013-14**

Nov. 12 Chiney Ogwumike, Stanford  
 Nov. 18 Chiney Ogwumike, Stanford  
 Nov. 25 Atonye Nyingifa, UCLA  
 Dec. 2 Chiney Ogwumike, Stanford  
 Dec. 9 Arielle Roberson, Colorado  
 Dec. 16 Michelle Plouffe, Utah  
 Dec. 23 Chiney Ogwumike, Stanford  
 Dec. 30 Nirra Fields, UCLA  
 Jan. 6 Chiney Ogwumike, Stanford  
 Jan. 13 Chiney Ogwumike, Stanford  
 Jan. 20 Cassie Harberts, USC  
 Jan. 27 Jillian Alleyne, Oregon  
 Feb. 3 Chiney Ogwumike, Stanford  
 Feb. 10 Reshanda Gray, California  
 Feb. 17 Tia Presley, Washington State  
 Feb. 24 Chiney Ogwumike, Stanford  
 Mar. 3 Chiney Ogwumike, Stanford

**2004-05**

Nov. 29 Noelle Quinn, UCLA  
 Dec. 6 Noelle Quinn, UCLA  
 Dec. 13 Kylan Loney, Arizona State  
 Dec. 20 Dee-Dee Wheeler, Arizona  
 Dec. 30 Andrea Bills, Oregon  
 Jan. 5 Noelle Quinn, UCLA  
 Jan. 10 Candice Wiggins, Stanford  
 Jan. 17 Eshaya Murphy, USC  
 Jan. 24 Candice Wiggins, Stanford  
 Jan. 31 Brandi Davis, Oregon  
 Feb. 7 Nikki Blue, UCLA  
 Feb. 14 Natalie Jones, Arizona  
 Feb. 21 Brandi Davis, Oregon  
 Feb. 28 Kayla Burt, Washington

**2005-06**

Nov. 28 Lisa Willis, UCLA  
 Dec. 5 Noelle Quinn, UCLA  
 Dec. 12 Sarah Pool, California  
 Dec. 19 Carolyn Ganes, Oregon  
 Dec. 26 Cameo Hicks, Washington  
 Jan. 2 Devanei Hampton, California  
 Jan. 9 Candice Wiggins, Stanford  
 Jan. 16 Eshaya Murphy, USC  
 Jan. 23 Camille LeNoir, USC  
 Jan. 30 Noelle Quinn, UCLA  
 Feb. 6 Emily Westerberg, Arizona State  
 Feb. 13 Noelle Quinn, UCLA  
 Feb. 20 Kate Benz, Washington State  
 Feb. 27 Lisa Willis, UCLA

**2006-07**

Nov. 20 Ashley Walker, California  
 Nov. 27 Chloe Kerr, USC  
 Dec. 4 Cameo Hicks, Washington  
 Dec. 11 Ashley Walker, California  
 Dec. 18 Cameo Hicks, Washington  
 Dec. 26 Danielle Orsillo, Arizona State  
 Jan. 1 Candice Wiggins, Stanford  
 Jan. 8 Dymond Simon, Arizona State  
 Jan. 15 Devanei Hampton, California  
 Jan. 22 Ashley Walker, California  
 Jan. 29 Candice Wiggins, Stanford  
 Feb. 5 Tamika Nurse, Oregon  
 Feb. 12 Aubree Johnson, Arizona State  
 Feb. 19 Jayne Appel, Stanford  
 Feb. 26 Devanei Hampton, California

**2007-08**

Nov. 19 Jayne Appel, Stanford  
 Nov. 26 Nadia Parker, USC  
 Dec. 3 Ashley Walker, California  
 Dec. 10 Kirsten Thompson, Arizona State  
 Dec. 17 Candice Wiggins, Stanford  
 Dec. 24 Candice Wiggins, Stanford  
 Dec. 31 Sybil Dosty, Arizona State  
 Jan. 7 Devanei Hampton, California  
 Jan. 14 Ashley Walker, California  
 Jan. 21 Talisa Rhea, Oregon State  
 Jan. 28 Candice Wiggins, Stanford  
 Feb. 4 Candice Wiggins, Stanford  
 Feb. 11 Lindsey Pluimer, UCLA  
 Feb. 18 Jayne Appel, Stanford  
 Feb. 25 Lauren Lacey, Arizona State  
 Mar. 3 Sami Whitcomb, Washington

**2008-09**

Nov. 17 Talisa Rhea, Oregon State  
 Nov. 24 Jayne Appel, Stanford  
 Dec. 1 Ashley Walker, California  
 Dec. 8 Ashley Walker, California  
 Dec. 15 Ify Ibekwe, Arizona  
 Dec. 22 Alex Mitchell, Oregon State  
 Dec. 29 Jayne Appel, Stanford  
 Jan. 5 Brynn Cameron, USC  
 Jan. 12 Doreena Campbell, UCLA  
 Jan. 19 Alexis Gray-Lawson, California  
 Jan. 26 Jayne Appel, Stanford  
 Feb. 2 Dymond Simon, Arizona State  
 Feb. 9 Camille LeNoire, USC  
 Feb. 16 Jayne Appel, Stanford  
 Feb. 23 Ashley Walker, California  
 Mar. 2 Kayla Pedersen, Stanford  
 Mar. 9 Jeannette Pohlen, Stanford

**2009-10**

Nov. 16 Nnemkadi Ogwumike, Stanford  
 Nov. 23 Nicole Canepa, Oregon  
 Nov. 30 Kayla Pedersen, Stanford  
 Dec. 7 Amanda Johnson, Oregon  
 Dec. 14 Nnemkadi Ogwumike, Stanford  
 Dec. 21 Kayla Pedersen, Stanford  
 Dec. 28 Sami Whitcomb, Washington  
 Jan. 4 Taylor Lilley, Oregon  
 Jan. 11 Nnemkadi Ogwumike, Stanford  
 Jan. 18 Davellyn Whyte, Arizona  
 Jan. 25 Alexis Gray-Lawson, California  
 Feb. 1 Markel Walker, UCLA  
 Feb. 8 April Cook, Washington State  
 Feb. 15 Jayne Appel, Stanford  
 Feb. 22 Jayne Appel, Stanford

Mar. 1 Jasmine Dixon, UCLA  
 Mar. 7 Ashley Corral, USC

**2010-11**

Nov. 15 Briana Gilbreath, USC  
 Nov. 22 Darxia Morris, UCLA  
 Nov. 29 Amanda Johnson, Oregon  
 Dec. 6 Briana Gilbreath, USC  
 Dec. 13 DeNesha Stallworth, California  
 Dec. 20 Ashley Corral, USC  
 Dec. 27 Dymond Simon, Arizona State  
 Jan. 3 Jeanette Pohlen, Stanford  
 Jan. 10 Nia Jackson, Oregon  
 Jan. 17 Nnemkadi Ogwumike, Stanford  
 Jan. 24 Kayla Pedersen, Stanford  
 Jan. 31 Kristi Kingma, Washington  
 Feb. 8 Sage Romberg, Washington State  
 Feb. 14 Ify Ibekwe, Arizona  
 Feb. 21 El Sara Greer, Oregon State  
 Feb. 28 Darxia Morris, UCLA  
 Mar. 7 Ify Ibekwe, Arizona

**2011-12**

Nov. 15 Candice Warthen, Arizona  
 Nov. 21 Amanda Johnson, Oregon  
 Nov. 28 Nnemkadi Ogwumike, Stanford  
 Dec. 5 Chucky Jeffery, Colorado  
 Dec. 12 Patricia Bright, Oregon State  
 Dec. 19 Gennifer Brandon, California  
 Dec. 26 Nnemkadi Ogwumike, Stanford  
 Jan. 2 Jazmine Perkins, Washington State  
 Jan. 9 Nnemkadi Ogwumike, Stanford  
 Jan. 16 Chiney Ogwumike, Stanford  
 Jan. 23 Chiney Ogwumike, Stanford  
 Jan. 30 Chiney Ogwumike, Stanford  
 Feb. 6 Markel Walker, UCLA  
 Feb. 13 Michelle Plouffe, Utah  
 Feb. 20 Layshia Clarendon, California  
 Feb. 27 Regina Rogers, Washington  
 Mar. 5 Christina Marinacci, USC

**2012-13**

Nov. 12 Chiney Ogwumike, Stanford  
 Nov. 19 Chiney Ogwumike, Stanford  
 Nov. 26 Markel Walker, UCLA  
 Dec. 3 Taryn Wicijowski, Utah  
 Dec. 10 Alyssa Brewer, UCLA  
 Dec. 17 Chucky Jeffery, Colorado  
 Dec. 24 Chiney Ogwumike, Stanford  
 Dec. 31 Nirra Fields, UCLA  
 Jan. 7 Cassie Harberts, USC  
 Jan. 14 Atonye Nyingifa, UCLA  
 Jan. 21 Gennifer Brandon, California

**FRESHMAN OF THE WEEK**

**2012-13**

Nov. 12 Arielle Roberson, Colorado  
 Nov. 19 Jillian Alleyne, Oregon  
 Nov. 26 Arielle Roberson, Colorado  
 Dec. 3 Arielle Roberson, Colorado  
 Dec. 10 Jillian Alleyne, Oregon  
 Dec. 17 Lia Galdeira, Washington State  
 Dec. 24 Lia Galdeira, Washington State  
 Dec. 31 Nirra Fields, UCLA  
 Jan. 7 Talia Walton, Washington  
 Jan. 14 Jamie Weisner, Oregon State  
 Jan. 21 Jamie Weisner, Oregon State  
 Jan. 28 Talia Walton, Washington  
 Feb. 4 Jillian Alleyne, Oregon  
 Feb. 11 Talia Walton, Washington  
 Feb. 18 Jillian Alleyne, Oregon  
 Feb. 26 Arielle Roberson, Colorado  
 Mar. 4 Arielle Roberson, Colorado

**2013-14**

Nov. 12 Chrishae Rowe, Oregon  
 Nov. 18 Chrishae Rowe, Oregon  
 Nov. 25 Kelsey Plum, Washington  
 Dec. 2 Sophie Brunner, Arizona State  
 Dec. 9 Chrishae Rowe, Oregon  
 Dec. 16 Emily Potter, Utah  
 Dec. 23 Kelsey Plum, Washington  
 Dec. 30 Chrishae Rowe, Oregon  
 Jan. 6 Kelsey Plum, Washington  
 Jan. 13 Sydney Wiese, Oregon State  
 Jan. 20 Kelsey Plum, Washington  
 Jan. 27 Chrishae Rowe, Oregon  
 Feb. 3 Chrishae Rowe, Oregon  
 Feb. 10 Kelsey Plum, Washington  
 Feb. 17 Kelsey Plum, Washington  
 Feb. 24 Kelsey Plum, Washington  
 Mar. 3 Sydney Wiese, Oregon State

Year	Predicted Winner	Actual Finish	Actual Winner	Predicted Finish
2013-14	Stanford	1st	Stanford	1st
2012-13	Stanford	1st	California, Stanford	2nd, 1st
2011-12	Stanford	1st	Stanford	1st
2010-11	Stanford	1st	Stanford	1st
2009-10	Stanford	1st	Stanford	1st
2008-09	Stanford	1st	Stanford	1st
2007-08	Stanford	1st	Stanford	1st
2006-07	Stanford	1st	Stanford	1st
2005-06	Stanford	1st	Stanford	1st
2004-05	Stanford	1st	Stanford	1st
2003-04	Stanford	1st (tied)	Stanford, Arizona	1st/2nd
2002-03	Stanford	1st	Stanford	1st
2001-02	Stanford	1st	Stanford	1st
2000-01	Stanford	1st (tied)	ASU, Stanford, UW	6th/1st/7th
1999-00	UCLA	4th	Oregon	2nd
1998-99	UCLA	1st (tied)	Oregon, UCLA	1st/1st
1997-98	Information not available		Stanford	
1996-97	Information not available		Stanford	
1995-96	Information not available		Stanford	
1994-95	Stanford	1st	Stanford	1st
1993-94	Stanford	2nd	USC	2nd
1992-93	Stanford	1st	Stanford	1st
1991-92	Stanford	1st	Stanford	1st
1990-91	Information not available		Stanford	
1989-90	Information not available		Stanford	
1988-89	Washington	2nd	Stanford	2nd
1987-88	Washington	1st	Washington	1st
1986-87	USC	1st	USC	1st

## YEAR-BY-YEAR PRESEASON PAC-12 COACHES' POLL STANDINGS

1986-87	1989-90	1993-94	1998-99
<b>Team Points</b>	Information not available	<b>Team Points</b>	<b>Team Points</b>
1. USC (10) 100		1. Stanford (6) 76	1. UCLA (5) 94
2. Oregon 98		2. USC (2) 71	2. Stanford (2) 84
3. Washington 77	<b>1990-91</b>	3. Washington (2) 68	3. Oregon (2) 77
4. UCLA 57	Information not available	4. UCLA 50	4. Washington (1) 74
5. Stanford 54		5. Oregon State 47	5. Arizona 64
6. Arizona State 51	<b>1991-92</b>	6. Arizona 43	6. USC 44
7. California 47.5	<b>Team Points</b>	7. California 31	7. Arizona State 38
8. Arizona 45.5	1. Stanford (7) 78	8. Oregon 27	8. Washington State 31
9. Washington State 19	2. USC (2) 68	9. Arizona State 20	T9. California 22
10. Oregon State 15	3. Washington (1) 62	10. Washington State 17	T9. Oregon State 22
	4. UCLA 49		
<b>1987-88</b>	5. Washington State 47	<b>1994-95</b>	<b>1999-2000</b>
<b>Team Points</b>	6. Oregon 43	<b>Team Points</b>	<b>Team Points</b>
1. Washington (5) 92	7. Oregon State 40	1. Stanford (6) 76	1. UCLA (8) 98
2. USC (3) 87	8. California 28	2. USC (2) 71	2. Oregon (2) 85
3. Stanford 78	9. Arizona 18	3. Washington (2) 68	3. Stanford 80
4. UCLA (2) 76	10. Arizona State 17	4. UCLA 50	4. Arizona 74
5. Oregon State 55		5. Oregon State 47	5. Arizona State 51
6. Oregon 54	<b>1992-93</b>	6. Arizona 43	6. Washington 47
7. California 39	<b>Team Points</b>	7. California 31	7. USC 37
8. Arizona 30	1. Stanford (9) 90	8. Oregon 27	8. Oregon State 30
9. Washington State 28	2. USC (1) 76	9. Arizona State 20	9. California 26
10. Arizona State 11	3. Arizona State 75	10. Washington State 17	10. Washington State 22
	4. UCLA 60		
<b>1988-89</b>	5. Washington 58	<b>1995-96</b>	<b>2000-01</b>
<b>Team Points</b>	6. Washington State 46	Information not available	<b>Team Points</b>
1. Washington (5) 78	7. Oregon 41		1. Stanford (9) 90
2. Stanford (4) 74	8. California 36	<b>1996-97</b>	2. Oregon (1) 78
3. USC 63	9. Arizona 34	Information not available	3. USC 70
4. UCLA 61	10. Oregon State 17		4. Arizona 66
5. Oregon 45		<b>1997-98</b>	5. Arizona State 57
6. California 38		Information not available	T6. UCLA 49
7. Oregon State 29			T6. Washington 49
8. Arizona State 26			8. Oregon State 34
9. Washington State 25			9. California 29
10. Arizona 11			10. Washington State 18

**2001-02**

**Team Points**

1. Stanford (9)	81
2. Washington	65
3. USC (1)	63
4. Arizona State	58
T5. Arizona	50
T5. Oregon	50
7. Oregon State	39
T8. California	19
T8. UCLA	19
10. Washington State	11

**2002-03**

**Team Points**

1. Stanford (9)	90
2. Washington	77
3. Oregon (1)	71
4. USC	67
5. Arizona	61
6. Arizona State	51
7. Oregon State	40
8. UCLA	36
9. California	26
10. Washington State	21

**2003-04**

**Team Points**

1. Stanford (8)	80
2. Arizona (2)	72
3. Washington	61
4. Oregon	48
5. Arizona State	47
6. UCLA	45
7. USC	41
8. Oregon State	30
9. California	17
10. Washington State	9

**2004-05**

**Team Points**

1. Stanford (8)	79
2. Arizona (1)	72
3. UCLA (1)	68
4. Arizona State	50
5. Oregon	46
6. Washington	42
7. USC	38
8. California	24
9. Oregon State	22
10. Washington State	9

**2005-06**

**Team Points**

1. Stanford (9)	81
2. USC (1)	70
3. Arizona State	62
4. UCLA	60
5. Oregon	43
6. Arizona	42
7. Washington	36
8. California	30
9. Washington State	16
10. Oregon State	10

**2006-07**

**Team Points**

1. Stanford (9)	81
2. Arizona State (1)	70
3. USC	63
T4. California	53
T4. Washington	53
6. UCLA	46
7. Arizona	32
8. Oregon	22
9. Washington State	16
10. Oregon State	14

**2007-08**

**Team Points**

1. Stanford (8)	79
2. Arizona State (1)	71
3. California (1)	68
4. USC	56
5. UCLA	44
6. Washington	41
7. Oregon	34
8. Arizona	31
9. Oregon State	16
10. Washington State	10

**2008-09**

**Team Points**

1. Stanford (6)	78
2. California (4)	76
3. Arizona State	65
4. USC	55
5. UCLA	48
6. Oregon	40
7. Washington	27
8. Oregon State	25
9. Washington State	20
10. Arizona	16

**2009-10**

**Team Points**

1. Stanford (9)	81
2. California	67
3. Arizona State (1)	64
4. UCLA	63
5. USC	48
6. Washington State	33
7. Oregon State	29
8. Oregon	23
9. Arizona	22
10. Washington	20

**2010-11**

**Team Points**

1. Stanford (9)	81
2. UCLA (1)	73
3. USC	61
4. California	60
5. Arizona State	49
6. Oregon	37
7. Arizona	36
T8. Washington	22
T8. Washington State	22
10. Oregon State	9

**2011-12**

**Team Points**

1. Stanford (11)	121
2. USC (1)	111
3. California	98
4. UCLA	83
5. Arizona State	68
6. Utah	61
7. Washington State	59
8. Oregon	51
9. Arizona	48
10. Washington	38
11. Colorado	36
12. Oregon State	18

**2012-13**

**Team Points**

1. Stanford (11)	121
2. California (1)	109
3. UCLA	100
4. USC	91
5. Arizona State	67
5. Oregon State	67
7. Utah	56
8. Washington	54
9. Colorado	49
10. Washington State	40
11. Oregon	20
12. Arizona	18

**2013-14**

**Team Points**

1. Stanford (11)	121
2. California (1)	111
3. Colorado	91
4. Washington	85
5. UCLA	80
6. USC	77
7. Utah	59
8. Oregon State	51
9. Washington State	50
10. Arizona State	29
11. Arizona	21
12. Oregon	17

**ALL-CONFERENCE  
2009-10**

Jayne Appel ..... Stanford  
 Ashley Corral ..... USC  
 Jasmine Dixon ..... UCLA  
 Briana Gilbreath ..... USC  
 Alexis Gray-Lawson ..... California  
 Ify Ibekwe ..... Arizona  
 Taylor Lilley ..... Oregon  
 Nnemkadi Ogwumike ..... Stanford  
 Danielle Orsillo ..... Arizona State  
 Kayla Pedersen ..... Stanford  
 Jeanette Pohlen ..... Stanford  
 Talisa Rhea ..... Oregon State  
 Markel Walker ..... UCLA  
 Sami Whitcomb ..... Washington  
 Davellyn Whyte ..... Arizona

**2010-11**

Talia Caldwell ..... California  
 Jasmine Dixon ..... UCLA  
 Briana Gilbreath ..... USC  
 El Sara Greer ..... Oregon State  
 Ify Ibekwe ..... Arizona  
 Nia Jackson ..... Oregon  
 Amanda Johnson ..... Oregon  
 Kristi Kingma ..... Washington  
 Darxia Morris ..... UCLA  
 Chiney Ogwumike ..... Stanford  
 Nnemkadi Ogwumike ..... Stanford  
 Kayla Pedersen ..... Stanford  
 Jeanette Pohlen ..... Stanford  
 DeNesha Stallworth ..... California  
 Dymond Simon ..... Arizona State

**2011-12**

Gennifer Brandon ..... California  
 Layshia Clarendon ..... California  
 Ashley Corral ..... USC  
 Rebekah Gardner ..... UCLA  
 Briana Gilbreath ..... USC  
 Chucky Jeffery ..... Colorado  
 Toni Kokenis ..... Stanford  
 Earlysia Machbanks ..... Oregon State  
 Michelle Plouffe ..... Utah  
 Chiney Ogwumike ..... Stanford  
 Nnemkadi Ogwumike ..... Stanford  
 Regina Rogers ..... Washington  
 Markel Walker ..... UCLA  
 Davellyn Whyte ..... Arizona  
 Taryn Wicijowski ..... Utah

**2012-13**

Brittany Boyd ..... California  
 Gennifer Brandon ..... California  
 Alyssia Brewer ..... UCLA  
 Michelle Plouffe ..... Utah  
 Layshia Clarendon ..... California  
 Jazmine Davis ..... Washington  
 Lia Galdeira ..... Washington State  
 Cassie Harberts ..... USC  
 Chucky Jeffery ..... Colorado  
 Kristi Kingma ..... Washington  
 Atonye Nyingifa ..... UCLA  
 Chiney Ogwumike ..... Stanford  
 Joslyn Tinkle ..... Stanford  
 Markel Walker ..... UCLA  
 Davellyn Whyte ..... Arizona

**2013-14**

Jillian Alleyne ..... Oregon  
 Brittany Boyd ..... California  
 Jazmine Davis ..... Washington  
 Reshanda Gray ..... California  
 Ruth Hamblin ..... Oregon State  
 Cassie Harberts ..... USC  
 Deja Mann ..... Arizona State  
 Atonye Nyingifa ..... UCLA  
 Chiney Ogwumike ..... Stanford  
 Amber Orrange ..... Stanford  
 Michelle Plouffe ..... Utah  
 Kelsey Plum ..... Washington  
 Tia Presley ..... Washington State  
 Chrishae Rowe ..... Oregon  
 Sydney Wiese ..... Oregon State

**ALL-DEFENSIVE TEAM  
2009-10**

Briana Gilbreath ..... USC  
 Rosalyn Gold-Onwude ..... Stanford  
 Ify Ibekwe ..... Arizona  
 KiKi Moore ..... Washington State  
 Carly Noyes ..... Washington State

**2010-11**

Jasmine Dixon ..... UCLA  
 Briana Gilbreath ..... USC  
 Ify Ibekwe ..... Arizona  
 Chiney Ogwumike ..... Stanford  
 Eliza Pierre ..... California

**2011-12**

Kali Bennett ..... Arizona State  
 Patricia Bright ..... Oregon State  
 Briana Gilbreath ..... USC  
 Nnemkadi Ogwumike ..... Stanford  
 Jazmine Perkins ..... Washington State

**2012-13**

Brittany Boyd ..... California  
 Lia Galdeira ..... Washington State  
 Eliza Pierre ..... California  
 Joslyn Tinkle ..... Stanford  
 Markel Walker ..... UCLA

**2013-14**

Jillian Alleyne ..... Oregon  
 Brittany Boyd ..... California  
 Lia Galdeira ..... Washington State  
 Ruth Hamblin ..... Oregon State  
 Chiney Ogwumike ..... Stanford

**ALL-FRESHMAN TEAM  
2009-10**

Gennifer Brandon ..... California  
 KiKi Moore ..... Washington  
 DeNesha Stallworth ..... California  
 Markel Walker ..... UCLA  
 Davellyn Whyte ..... Arizona

**2010-11**

Alexis Bostick ..... Oregon State  
 Cassie Harberts ..... USC  
 Alyssa Martin ..... Oregon State  
 Chiney Ogwumike ..... Stanford  
 Sage Romberg ..... Washington State

**2011-12**

Brittany Boyd ..... California  
 Jazmine Davis ..... Washington  
 Ali Gibson ..... Oregon State  
 Reshanda Gray ..... California  
 Lexy Kresl ..... Colorado  
 Amber Orrange ..... Stanford

**2012-13**

Jillian Alleyne ..... Oregon  
 Lia Galdeira ..... Washington State  
 Arielle Roberson ..... Colorado  
 Talia Walton ..... Washington  
 Jamie Weisner ..... Oregon State

**2013-14**

Kelsey Plum ..... Washington  
 Emily Potter ..... Utah  
 Chrishae Rowe ..... Oregon  
 Lili Thompson ..... Stanford  
 Sydney Wiese ..... Oregon State

**PLAYER OF THE YEAR**

Nnemkadi Ogwumike, Stanford ..... 2010  
 Jeanette Pohlen, Stanford ..... 2011  
 Nnemkadi Ogwumike, Stanford ..... 2012  
 Chiney Ogwumike, Stanford ..... 2013  
 Chiney Ogwumike, Stanford ..... 2014

**DEFENSIVE PLAYER OF THE YEAR**

Ify Ibekwe, Arizona ..... 2010  
 Briana Gilbreath, USC ..... 2011  
 Briana Gilbreath, USC (co) ..... 2012  
 Nnemkadi Ogwumike, Stanford (co) ..... 2012  
 XXX ..... 2013  
 Chiney Ogwumike, Stanford ..... 2014

**FRESHMAN OF THE YEAR**

Davellyn Whyte, Arizona ..... 2010  
 Chiney Ogwumike, Stanford ..... 2011  
 Jazmine Davis, Washington ..... 2012  
 Jillian Alleyne, Oregon ..... 2013  
 Kelsey Plum, Washington ..... 2014

**COACH OF THE YEAR**

Nikki Caldwell, UCLA ..... 2010  
 Tara VanDerveer, Stanford ..... 2011  
 Scott Rueck, Oregon State ..... 2012  
 Lindsay Gottlieb, California ..... 2013  
 Scott Rueck, Oregon State ..... 2014

**YEARLY PAC-12  
REGULAR-SEASON  
CHAMPIONS**

1986-87	USC
1987-88	Washington
1988-89	Stanford
1989-90	Stanford/ Washington
1990-91	Stanford
1991-92	Stanford
1992-93	Stanford
1993-94	USC
1994-95	Stanford
1995-96	Stanford
1996-97	Stanford
1997-98	Stanford
1998-99	Oregon/UCLA
1999-00	Oregon
2000-01	ASU/STAN/ WASH
2001-02	Stanford
2002-03	Stanford
2003-04	Stanford/Arizona
2004-05	Stanford
2005-06	Stanford
2006-07	Stanford
2007-08	Stanford
2008-09	Stanford
2009-10	Stanford
2010-11	Stanford
2011-12	Stanford
2012-13	California/Stanford
2013-14	Stanford

**YEARLY CONFERENCE FINISHES**

	ARIZ	ASU	CAL	COLO	ORE	OSU	STAN	UCLA	USC	UTAH	WASH	WSU
1986-87	T8	T8	5	--	T2	T6	T6	4	<b>1</b>	--	T2	10
1987-88	10	T8	T6	--	5	T8	3	4	2	--	<b>1</b>	T6
1988-89	9	10	T4	--	3	7	<b>1</b>	T4	T4	--	2	T8
1989-90	T8	T8	T4	--	T4	10	<b>T1</b>	3	7	--	<b>T1</b>	T4
1990-91	10	9	7	--	8	5	<b>1</b>	T4	3	--	2	T4
1991-92	T9	5	T3	--	7	T9	<b>1</b>	T3	2	--	6	8
1992-93	8	T4	T4	--	T9	6	<b>1</b>	7	2	--	3	T9
1993-94	7	T9	T9	--	3	6	2	5	<b>1</b>	--	4	8
1994-95	7	10	T8	--	4	3	<b>1</b>	T8	5	--	2	6
1995-96	T3	9	10	--	T3	2	<b>1</b>	T6	T6	--	T3	T6
1996-97	T4	9	10	--	2	7	<b>1</b>	6	3	--	T4	8
1997-98	T2	T7	T9	--	4	T9	<b>1</b>	T2	6	--	5	T7
1998-99	4	T6	T6	--	<b>T1</b>	T9	3	<b>T1</b>	T9	--	5	8
1999-00	T2	7	8	--	<b>1</b>	T5	T2	4	T5	--	9	10
2000-01	5	<b>T1</b>	T6	--	4	T6	<b>T1</b>	10	T6	--	<b>T1</b>	9
2001-02	T6	T2	9	--	T6	T4	<b>1</b>	8	T4	--	T2	10
2002-03	T2	8	9	--	T5	T5	<b>1</b>	4	T5	--	T2	10
2003-04	<b>T1</b>	T3	9	--	8	7	<b>T1</b>	T3	T3	--	6	10
2004-05	5	T2	8	--	T2	10	<b>1</b>	6	T2	--	7	9
2005-06	9	2	6	--	8	7	<b>1</b>	3	T4	--	T4	10
2006-07	T8	2	3	--	6	T8	<b>1</b>	7	5	--	4	10
2007-08	T8	3	2	--	7	T8	<b>1</b>	T4	T4	--	6	10
2008-09	T8	T2	T2	--	7	T4	<b>1</b>	T4	T4	--	10	8
2009-10	8	5	4	--	T6	10	<b>1</b>	2	3	--	T6	9
2010-11	T4	3	6	--	9	10	<b>1</b>	2	T4	--	T7	T7
2011-12	12	4	2	10	9	T5	<b>1</b>	T5	3	T7	T7	11
2012-13	T10	9	<b>T1</b>	4	T10	12	<b>T1</b>	3	7	6	5	8
2013-14	12	4	T2	T9	T9	T2	<b>1</b>	8	5	11	6	7

*Conference regular-season champion in BOLD*

**REGULAR-SEASON NON-CONFERENCE RECORDS**

YEAR	ARIZ	ASU	CAL	COLO	ORE	OSU	STAN	UCLA	USC	UTAH	WASH	WSU	TOTAL*
1986-87	7-4	6-3	9-1	8-6	8-2	9-1	6-4	7-3	6-4	10-5	8-2	8-2	74-26
1987-88	3-7	6-4	9-3	12-4	7-3	5-5	12-0	7-5	6-4	10-8	8-2	5-5	68-38
1988-89	5-5	6-4	5-5	13-3	8-3	6-4	8-2	4-6	4-6	13-3	7-6	7-3	60-44
1989-90	7-4	8-2	8-2	7-7	8-3	4-9	10-0	5-5	2-7	12-4	9-1	8-2	69-35
1990-91	5-8	9-1	7-3	10-5	7-3	8-2	7-3	5-5	6-4	9-6	8-1	8-2	70-32
1991-92	6-4	9-1	8-2	11-5	8-2	5-5	10-0	7-3	7-3	10-3	8-2	7-2	75-24
1992-93	6-3	7-2	8-1	13-1	6-3	6-3	10-2	5-4	7-2	8-4	5-4	4-5	64-29
1993-94	7-2	2-6	6-4	13-2	6-3	8-1	7-2	5-4	7-1	3-8	8-1	5-4	61-28
1994-95	5-7	6-3	5-4	13-2	7-2	8-1	9-1	5-4	8-1	8-4	10-3	7-2	70-28
1995-96	9-0	4-5	4-5	16-3	8-2	8-1	7-2	5-4	5-4	8-4	6-5	9-2	65-30
1996-97	10-1	6-4	4-5	9-4	7-2	6-3	12-1	6-3	6-3	7-3	5-4	6-3	68-29
1997-98	7-2	4-5	4-6	7-5	4-4	5-4	4-4	5-4	5-4	10-1	9-0	6-3	53-36
1998-99	5-4	6-3	6-3	7-4	9-2	8-1	4-7	8-4	4-5	9-3	4-5	6-3	60-37
1999-00	11-1	7-3	5-5	6-7	9-3	4-8	7-3	6-4	5-5	12-3	4-8	3-7	61-47
2000-01	10-2	8-4	4-6	10-3	7-3	8-2	6-4	1-10	5-5	12-2	7-3	5-5	61-44
2001-02	4-5	9-2	5-4	10-4	5-4	4-6	10-1	4-5	4-5	7-5	5-4	2-8	52-44
2002-03	7-2	8-1	4-5	11-2	4-5	6-3	8-1	5-4	5-6	10-3	8-1	1-8	56-36
2003-04	8-3	6-3	7-2	11-2	8-2	6-3	7-2	5-4	4-5	10-4	7-2	4-5	62-31
2004-05	8-3	8-2	6-3	7-5	7-2	5-5	9-1	6-3	6-3	11-4	4-6	4-5	63-33
2005-06	4-6	9-1	8-2	6-8	9-1	7-2	6-3	5-4	6-3	9-2	7-2	6-3	67-27
2006-07	6-6	10-1	10-1	7-7	8-2	5-4	8-3	6-6	6-4	7-6	7-5	4-6	70-38
2007-08	6-5	6-5	9-2	11-3	6-5	7-4	11-1	5-6	7-4	11-3	5-7	3-8	65-47
2008-09	7-4	8-4	8-2	8-5	4-7	10-1	9-3	9-2	6-5	7-6	4-6	7-4	72-38
2009-10	7-4	8-3	6-5	10-4	9-3	8-3	10-1	7-4	6-5	10-4	6-6	5-6	72-40
2010-11	9-2	8-3	8-3	9-5	9-2	7-4	9-2	10-1	8-3	8-7	5-4	2-10	75-34
2011-12	11-1	9-2	9-3	11-0	8-4	9-2	10-1	5-6	6-5	7-4	8-2	6-6	99-36
2012-13	8-3	8-4	10-1	11-0	2-10	6-6	11-1	9-2	5-8	9-2	8-3	4-7	91-47
2013-14	4-7	12-2	9-4	12-2	10-3	9-5	15-2	6-6	7-6	7-4	10-5	6-7	107-53
<b>TOTAL</b>	<b>182-105</b>	<b>199-80</b>	<b>188-86</b>	<b>279-108</b>	<b>196-87</b>	<b>180-96</b>	<b>242-56</b>	<b>162-119</b>	<b>161-116</b>	<b>253-108</b>	<b>189-98</b>	<b>148-133</b>	<b>2368-1193</b>
<b>PCT.</b>	<b>.646</b>	<b>.713</b>	<b>.686</b>	<b>.721</b>	<b>.693</b>	<b>.652</b>	<b>.812</b>	<b>.576</b>	<b>.581</b>	<b>.701</b>	<b>.659</b>	<b>.527</b>	<b>.665</b>

\* Colorado and Utah records wins and losses not included until 2011-12 campaign.

**NCAA CHAMPIONS  
FROM THE PAC-12:**

1989-90 ..... Stanford  
1991-92 ..... Stanford

**ALL-TIME RECORDS**

(since 1986-87)

	CONFERENCE			OVERALL			
	TITLES <sup>^</sup>	W	L	PCT	W	L	PCT
Stanford	23	444	60	.881	797	144	.846
Washington	3	298	206	.591	516	337	.605
USC	2	292	212	.580	481	357	.574
UCLA	1	285	219	.565	472	362	.566
Oregon	2	245	259	.486	463	374	.553
Arizona State	1	232	272	.460	459	380	.547
Utah	0	20	34	.373	595	268	.689
Arizona	1	199	305	.399	412	432	.488
California	1	224	280	.444	446	396	.530
Oregon State	0	184	320	.365	387	441	.467
Colorado	0	25	29	.463	538	333	.618
Washington State	0	126	378	.250	279	525	.347

<sup>^</sup> regular-season titles; includes shared titles

**1986-87**

	Pac-10			Overall		
	W	L	PCT.	W	L	PCT.
USC	15	3	.833	22	8	.733
Washington	14	4	.778	23	7	.767
Oregon	14	4	.778	23	7	.767
UCLA	11	7	.611	18	10	.643
California	10	8	.556	21	10	.677
Oregon State	8	10	.444	17	11	.607
Stanford	8	10	.444	14	14	.500
Arizona	4	14	.222	11	18	.379
Arizona State	4	14	.222	10	17	.370
Washington State	2	16	.111	10	18	.357

**1987-88**

	Pac-10			Overall		
	W	L	PCT.	W	L	PCT.
Washington	16	2	.889	25	5	.833
USC	15	3	.833	22	8	.733
Stanford	14	4	.778	27	5	.844
UCLA	12	6	.667	19	11	.633
Oregon	9	9	.500	16	12	.571
California	6	12	.333	15	15	.500
Washington State	6	12	.333	11	17	.393
Arizona State	5	13	.278	11	17	.393
Arizona	5	13	.278	10	18	.357
Arizona	2	16	.111	5	23	.179

**1988-89**

	Pac-10			Overall		
	W	L	PCT.	W	L	PCT.
Stanford	18	0	1.000	28	3	.903
Washington	15	3	.833	23	10	.696
Oregon	11	7	.611	22	10	.688
California	8	10	.444	13	15	.464
UCLA	8	10	.444	12	16	.429
USC	8	10	.444	12	16	.429
Oregon State	7	11	.389	13	15	.464
Washington State	6	12	.333	13	15	.464
Arizona	6	12	.333	11	17	.393
Arizona State	3	15	.167	9	19	.321

**1989-90**

	Pac-10			Overall		
	W	L	PCT.	W	L	PCT.
Stanford	17	1	.944	32	1	.970
Washington	17	1	.944	28	3	.903
UCLA	12	6	.667	17	12	.586
Oregon	9	9	.500	17	12	.586
California	9	9	.500	17	12	.586
Washington State	9	9	.500	17	11	.607
USC	6	12	.333	8	19	.296
Arizona State	5	13	.278	13	15	.464
Arizona	5	13	.278	12	17	.414
Oregon State	1	17	.056	5	26	.161

**1990-91**

	Pac-10			Overall		
	W	L	PCT.	W	L	PCT.
Stanford	16	2	.889	26	6	.813
Washington	15	3	.833	24	5	.828
USC	11	7	.611	18	12	.600
Washington State	10	8	.556	18	11	.621
UCLA	10	8	.556	15	13	.536
Oregon State	9	9	.500	17	11	.607
California	7	11	.389	14	14	.500
Oregon	6	12	.333	13	15	.464
Arizona State	5	13	.278	14	14	.500
Arizona	1	17	.056	6	25	.192

**1991-92**

	Pac-10			Overall		
	W	L	PCT.	W	L	PCT.
Stanford	15	3	.833	30	3	.909
USC	14	4	.778	23	8	.742
California	12	6	.667	20	9	.690
UCLA	12	6	.667	21	10	.667
Arizona State	11	7	.611	20	9	.690
Washington	9	9	.500	17	11	.607
Oregon	6	12	.333	14	14	.500
Washington State	5	13	.278	12	15	.444
Arizona	3	15	.167	9	19	.321
Oregon State	3	15	.167	8	20	.286

**1992-93**

	Pac-10			Overall		
	W	L	PCT.	W	L	PCT.
Stanford	15	3	.833	26	6	.812
USC	14	4	.778	22	7	.759
Washington	11	7	.611	17	12	.586
California	10	8	.556	19	10	.655
Arizona State	10	8	.556	17	10	.630
Oregon State	9	9	.500	15	12	.556
UCLA	8	10	.444	13	14	.481
Arizona	7	11	.389	13	14	.481
Oregon	3	15	.167	9	18	.333
Washington State	3	15	.167	7	20	.259

**1993-94**

	Pac-10			Overall		
	W	L	PCT.	W	L	PCT.
USC	16	2	.887	26	4	.867
Stanford	15	3	.833	25	6	.806
Oregon	13	5	.722	20	9	.690
Washington	12	6	.667	21	8	.727
UCLA	10	8	.556	15	12	.556
Oregon State	9	9	.500	17	11	.607
Arizona	8	10	.444	15	12	.556
Washington State	3	15	.167	8	19	.296
California	2	16	.111	8	20	.286
Arizona State	2	16	.111	4	22	.154

**1994-95**

	Pac-10			Overall		
	W	L	PCT.	W	L	PCT.
Stanford	17	1	.944	30	3	.909
Washington	13	5	.765	25	9	.735
Oregon State	12	6	.667	21	8	.724
Oregon	11	7	.611	18	10	.643
USC	10	8	.556	18	10	.643
Washington State	9	9	.500	16	11	.593
Arizona	6	12	.333	11	19	.367
California	5	13	.278	10	17	.370
UCLA	5	13	.278	10	17	.370
Arizona State	2	16	.111	8	19	.296

**1995-96**

	Pac-10			Overall		
	W	L	PCT.	W	L	PCT.
Stanford	18	0	1.000	29	3	.906
Oregon State	11	7	.611	19	9	.679
Arizona	10	8	.556	22	8	.733
Oregon	10	8	.556	18	11	.621
Washington	10	8	.556	16	13	.552
Washington State	8	10	.444	17	12	.586
UCLA	8	10	.444	13	14	.481
USC	8	10	.444	13	14	.481
Arizona State	4	14	.222	8	19	.296
California	3	15	.167	7	20	.259

**1996-97**

	Pac-10			Overall		
	W	L	PCT.	W	L	PCT.
Stanford	18	0	1.000	34	2	.944
Oregon	14	4	.778	22	7	.759
USC	13	5	.722	20	9	.690
Arizona	12	6	.667	23	8	.742
Washington	12	6	.667	17	11	.607
UCLA	7	11	.389	13	14	.481
Oregon State	5	13	.278	11	16	.407
Washington State	4	14	.222	10	17	.370
Arizona State	3	15	.167	9	19	.321
California	2	16	.111	6	21	.222

**1997-98**

	Pac-10			Overall		
	W	L	PCT.	W	L	PCT.
Stanford	17	1	.944	21	6	.778
Arizona	14	4	.778	23	7	.767
UCLA	14	4	.778	20	9	.690
Oregon	13	5	.722	17	10	.630
Washington	9	9	.500	18	10	.643
USC	7	11	.389	12	15	.444
Washington State	6	12	.333	12	15	.444
Arizona State	6	12	.333	10	17	.370
Oregon State	2	16	.111	7	20	.259
California	2	16	.111	6	22	.214

	Pac-10			Overall		
	W	L	PCT.	W	L	PCT.
Oregon	15	3	.833	25	6	.806
UCLA	15	3	.833	26	8	.765
Stanford	14	4	.778	18	12	.600
Arizona	12	6	.667	18	11	.621
Washington	11	7	.611	16	13	.552
Arizona State	6	12	.333	12	15	.444
California	6	12	.333	12	15	.444
Washington State	5	13	.278	11	16	.407
Oregon State	3	15	.167	11	16	.407
USC	3	15	.167	7	20	.259

	Pac-10			Overall		
	W	L	PCT.	W	L	PCT.
Oregon	14	4	.778	23	8	.742
Arizona	13	5	.722	25	7	.781
Stanford	13	5	.722	21	9	.700
UCLA	12	6	.667	18	11	.621
USC	10	8	.556	16	14	.533
Oregon State	10	8	.556	14	16	.467
Arizona State	7	11	.389	14	15	.483
California	6	12	.333	11	17	.393
Washington	4	14	.222	8	22	.267
Washington State	1	17	.056	4	24	.143

	Pac-10			Overall		
	W	L	PCT.	W	L	PCT.
Washington	12	6	.667	22	10	.688
Arizona State	12	6	.667	20	11	.645
Stanford	12	6	.667	19	11	.633
Oregon	10	8	.556	17	12	.586
Arizona	9	9	.500	20	12	.625
Oregon State	8	10	.444	16	13	.552
USC	8	10	.444	13	15	.464
California	8	10	.444	12	16	.427
Washington State	6	12	.333	11	17	.393
UCLA	5	13	.278	6	23	.207

	Pac-10			Overall		
	W	L	PCT.	W	L	PCT.
Stanford	18	0	1.000	32	3	.914
Arizona State	12	6	.667	25	9	.735
Washington	12	6	.667	19	12	.613
USC	11	7	.611	16	14	.533
Oregon State	11	7	.611	17	15	.531
Oregon	10	8	.556	22	13	.629
Arizona	10	8	.556	14	14	.500
UCLA	4	14	.222	9	20	.286
California	2	16	.111	7	21	.250
Washington State	0	18	.000	2	27	.069

	Pac-10			Overall		
	W	L	PCT.	W	L	PCT.
Stanford	15	3	.833	27	5	.844
Washington	13	5	.722	22	8	.733
Arizona	13	5	.722	22	9	.710
UCLA	12	6	.667	18	11	.621
Oregon State	8	10	.444	15	15	.500
USC	8	10	.444	14	17	.452
Oregon	8	10	.444	12	16	.429
Arizona State	7	11	.389	16	14	.533
California	5	13	.278	10	19	.345
Washington State	1	17	.056	2	26	.071

	Pac-10			Overall		
	W	L	PCT.	W	L	PCT.
Stanford	14	4	.778	27	7	.813
Arizona	14	4	.778	24	9	.727
Arizona State	11	7	.611	17	12	.586
UCLA	11	7	.611	17	13	.567
USC	11	7	.611	15	13	.536
Washington	9	9	.500	18	13	.581
Oregon State	8	10	.444	17	15	.548
Oregon	6	12	.333	14	15	.483
California	4	14	.222	12	17	.414
Washington State	2	16	.111	6	22	.214

	Pac-10			Overall		
	W	L	PCT.	W	L	PCT.
Stanford	17	1	.944	32	3	.914
Arizona State	12	6	.667	24	10	.706
Oregon	12	6	.667	21	10	.677
USC	12	6	.667	20	11	.645
Arizona	11	7	.611	20	12	.625
UCLA	10	8	.556	16	12	.571
Washington	9	9	.500	14	16	.467
California	4	14	.222	11	18	.379
Washington State	2	16	.111	6	22	.214
Oregon State	1	17	.056	6	23	.207

	Pac-10			Overall		
	W	L	PCT.	W	L	PCT.
Stanford	15	3	.833	26	8	.765
Arizona State	14	4	.778	25	7	.781
UCLA	12	6	.667	21	11	.656
Washington	11	7	.611	19	11	.633
USC	11	7	.611	19	12	.613
California	10	8	.556	18	12	.600
Oregon State	7	11	.389	16	15	.516
Oregon	5	13	.278	14	15	.483
Arizona	3	15	.167	8	22	.267
Washington State	2	16	.111	8	20	.286

	Pac-10			Overall		
	W	L	PCT.	W	L	PCT.
Stanford	17	1	.944	29	5	.853
Arizona State	16	2	.889	31	5	.861
California	12	6	.667	23	9	.719
Washington	11	7	.611	18	13	.581
USC	10	8	.556	17	13	.567
Oregon	8	10	.444	17	14	.548
UCLA	7	11	.389	14	18	.438
Arizona	4	14	.222	11	21	.344
Oregon State	4	14	.222	9	19	.321
Washington State	1	17	.056	5	24	.172

	Pac-10			Overall		
	W	L	PCT.	W	L	PCT.
Stanford	16	2	.889	35	4	.897
California	15	3	.833	27	7	.794
Arizona State	14	4	.778	22	11	.667
USC	10	8	.556	17	13	.567
UCLA	10	8	.556	16	15	.516
Washington	8	10	.444	13	18	.419
Oregon	7	11	.389	14	17	.452
Oregon State	4	14	.222	12	19	.387
Arizona	4	14	.222	10	20	.333
Washington State	2	16	.111	5	25	.167

	Pac-10			Overall		
	W	L	PCT.	W	L	PCT.
Stanford	17	1	.941	33	5	.868
California	15	3	.833	26	7	.794
Arizona State	15	3	.833	26	9	.743
UCLA	9	9	.500	19	12	.612
Oregon State	9	9	.500	20	12	.625
USC	9	9	.500	17	15	.531
Oregon	5	13	.277	9	21	.300
Washington State	4	14	.222	11	19	.367
Arizona	4	14	.222	12	19	.387
Washington	3	15	.167	8	22	.267

	Pac-10			Overall		
	W	L	PCT.	W	L	PCT.
Stanford	18	0	1.000	36	2	.947
UCLA	15	3	.833	25	9	.735
USC	12	6	.667	19	12	.613
California	11	7	.611	24	13	.649
Arizona State	9	9	.500	18	14	.562
Oregon	7	11	.389	18	16	.529
Washington	7	11	.389	13	18	.419
Arizona	6	12	.333	14	17	.452
Washington State	3	15	.167	8	22	.267
Oregon State	2	16	.111	11	20	.355

	Pac-10			Overall		
	W	L	PCT.	W	L	PCT.
Stanford	18	0	1.000	33	3	.917
UCLA	16	2	.889	28	5	.848
Arizona State	11	7	.611	20	11	.645
USC	10	8	.556	24	13	.649
Arizona	10	8	.556	21	12	.636
California	7	11	.389	18	16	.529
Washington	6	12	.333	11	17	.393
Washington State	6	12	.333	8	23	.258
Oregon	4	14	.222	13	17	.433
Oregon State	2	16	.111	9	21	.300

	Pac-12			Overall		
	W	L	PCT.	W	L	PCT.
Stanford	18	0	1.000	35	2	.946
California	13	5	.722	25	10	.714
USC	12	6	.667	18	12	.600
Arizona State	10	8	.556	20	12	.625
Oregon State	9	9	.500	20	13	.606
UCLA	9	9	.500	14	16	.467
Washington	8	10	.444	20	14	.588
Utah	8	10	.444	16	16	.500
Oregon	7	11	.389	15	16	.484
Colorado	6	12	.333	21	14	.600
Washington State	5	13	.278	13	20	.394
Arizona	3	15	.167	15	17	.469

	Pac-12			Overall		
	W	L	PCT.	W	L	PCT.
Stanford	17	1	.944	33	3	.917
California	17	1	.944	32	4	.889
UCLA	14	4	.778	26	8	.765
Colorado	13	5	.722	25	7	.781
Washington	11	7	.611	21	12	.636
Utah	8	10	.444	23	14	.622
USC	7	11	.389	11	20	.355
Washington State	6	12	.333	11	20	.355
Arizona State	5	13	.278	13	18	.419
Arizona	4	14	.222	12	18	.400
Oregon State	4	14	.222	10	21	.323
Oregon	2	16	.111	4	27	.129

	Pac-12			Overall		
	W	L	PCT.	W	L	PCT.
Stanford	17	1	.944	33	4	.892
California	13	5	.722	22	10	.688
Oregon State	13	5	.722	24	11	.686
Arizona State	11	7	.611	23	10	.697
USC	11	7	.611	22	13	.629

*since becoming a member of the Pac-12*

## ARIZONA vs. ARIZONA STATE

**Pac-12: Sun Devils lead series, 31-27**

1986-87	Wildcats	72-55	ASU
	Wildcats	77-67	UA
1987-88	Sun Devils	65-64	ASU
	Sun Devils	63-56	UA
1988-89	Wildcats	77-70	UA
	Wildcats	87-74	ASU
1989-90	Sun Devils	84-78	ASU
	Sun Devils	91-85	UA
1990-91	Sun Devils	84-65	UA
	Wildcats	69-66 OT	ASU
1991-92	Sun Devils	84-66	ASU
	Sun Devils	84-82	UA
1992-93	Sun Devils	73-72	UA
	Sun Devils	75-58	ASU
1993-94	Wildcats	89-62	ASU
	Wildcats	104-69	UA
1994-95	Wildcats	79-71	UA
	Wildcats	81-72	ASU
1995-96	Wildcats	78-63	ASU
	Wildcats	83-72	UA
1996-97	Wildcats	72-66	UA
	Wildcats	66-42	ASU
1997-98	Wildcats	70-60	ASU
	Wildcats	92-57	UA
1998-99	Wildcats	70-61	UA
	Wildcats	76-67 OT	ASU
1999-00	Wildcats	60-58	UA
	Wildcats	72-61	ASU
2000-01	Sun Devils	67-57	ASU
	Sun Devils	70-67 OT	UA
2001-02	Sun Devils	87-64	ASU
	Wildcats	72-66	UA
	Sun Devils	66-58	UW (2)
2002-03	Sun Devils	73-58	ASU
	Wildcats	72-52	UA
2003-04	Wildcats	81-60	UA
	Sun Devils	68-60	ASU
2004-05	Sun Devils	47-69	ASU
	Wildcats	56-49	UA
2005-06	Sun Devils	83-59	UA
	Sun Devils	81-45	ASU
2006-07	Sun Devils	89-62	ASU
	Sun Devils	59-54	UA
2007-08	Sun Devils	75-65	UA
	Sun Devils	67-64	ASU
2008-09	Sun Devils	75-38	ASU
	Sun Devils	60-53	UA
2009-10	Sun Devils	73-67	UA
	Sun Devils	57-49	ASU
2010-11	Sun Devils	75-43	ASU
	Wildcats	73-61	UA
2011-12	Sun Devils	60-45	ASU
	Sun Devils	70-63	UA
	Sun Devils	68-53	USC(10)
2012-13	Sun Devils	81-77 OT2	UA
	Sun Devils	59-58	ASU
2013-14	Sun Devils	60-36	ASU
	Wildcats	68-49	UA
<b>ARIZONA vs. CALIFORNIA</b>			
<b>Pac-12: Wildcats lead series, 28-26</b>			
1986-87	Golden Bears	97-62	CAL
	Golden Bears	84-77 OT	UA
1987-88	Wildcats	79-75	CAL
	Wildcats	68-56	UA
1988-89	Golden Bears	75-59	CAL
	Wildcats	71-70	UA
1989-90	Golden Bears	89-77	CAL
	Wildcats	90-78 OT	UA
1990-91	Golden Bears	80-73	UA
	Golden Bears	91-80	CAL
1991-92	Golden Bears	91-67	CAL
	Golden Bears	91-85	UA

1992-93	Wildcats	73-72 OT	CAL
	Golden Bears	81-74	UA
1993-94	Wildcats	88-70	CAL
	Wildcats	84-70	UA
1994-95	Wildcats	92-67	UA
	Golden Bears	94-66	CAL
1995-96	Wildcats	102-66	UA
	Wildcats	85-82	CAL
1996-97	Wildcats	79-59	CAL
	Wildcats	87-64	UA
1997-98	Wildcats	81-44	UA
	Wildcats	67-57	CAL
1998-99	Wildcats	77-58	CAL
	Wildcats	74-65	UA
1999-00	Wildcats	71-58	UA
	Wildcats	64-58	CAL
2000-01	Wildcats	79-68	CAL
	Wildcats	75-62	UA
2001-02	Wildcats	66-61	UA
	Wildcats	76-68	CAL
2002-03	Wildcats	83-53	CAL
	Wildcats	68-51	UA
2003-04	Wildcats	70-68	CAL
	Wildcats	77-59	UA
2004-05	Wildcats	80-69	UA
	Golden Bears	61-70	CAL
2005-06	Wildcats	80-76	CAL
	Golden Bears	73-56	UA
2006-07	Golden Bears	65-48	CAL
	Golden Bears	86-64	UA
2007-08	Golden Bears	66-45	UA
	Golden Bears	66-45	CAL
2008-09	Golden Bears	56-46	UA
	Golden Bears	51-48	CAL
2009-10	Golden Bears	73-53	CAL
	Golden Bears	58-52	UA
2010-11	Golden Bears	80-60	CAL
	Golden Bears	73-63	UA
2011-12	Golden Bears	78-74	UA
2012-13	Golden Bears	91-86	CAL
2013-14	Golden Bears	79-64	UA
	Golden Bears	65-49	CAL

## ARIZONA vs. COLORADO

**Pac-12: Buffaloes lead series, 6-0**

2011-12	Buffaloes	56-54	UA
	Buffaloes	69-59	COLO
2012-13	Buffaloes	79-36	COLO
	Buffaloes	55-42	UA
2013-14	Buffaloes	68-47	COLO
	Buffaloes	61-56 (OT)	UA

## ARIZONA vs. OREGON

**Pac-12: Ducks lead series, 29-27**

1986-87	Ducks	83-63	UO
	Ducks	67-66	UA
1987-88	Ducks	74-69	UA
	Ducks	69-61	UO
1988-89	Ducks	87-67	UO
	Wildcats	92-78	UA
1989-90	Ducks	84-73	UA
	Wildcats	79-74	UO
1990-91	Ducks	97-67	UO
	Ducks	107-75	UA
1991-92	Ducks	91-67	UA
	Wildcats	76-74	UO
1992-93	Wildcats	79-70	UA
	Ducks	77-63	UO
1993-94	Ducks	78-66	UO
	Ducks	82-70	UA
1994-95	Wildcats	78-74	UA
	Ducks	73-55	UO
1995-96	Ducks	55-47	UA
	Wildcats	56-51	UO

1996-97	Wildcats	60-57	UO
	Ducks	85-81	UA
1997-98	Ducks	68-66	UO
	Wildcats	68-48	UA
1998-99	Wildcats	78-74	UA
	Ducks	82-76	UO
1999-00	Wildcats	73-66	UO
	Ducks	75-71	UA
2000-01	Wildcats	88-76	UA
	Ducks	83-78	UO
2001-02	Ducks	72-53	UO
	Wildcats	84-68	UA
2002-03	Wildcats	96-65	UA
	Wildcats	71-66	UO
2003-04	Wildcats	70-66	UO
	Wildcats	84-58	UA
2004-05	Wildcats	69-60	UA
	Ducks	51-69	UO
2005-06	Wildcats	81-72 OT	UA
	Ducks	78-58	UO
	Wildcats	64-57	SJ(5)
2006-07	Ducks	86-73	UO
	Ducks	59-54	UA
2007-08	Ducks	59-53	UO
	Wildcats	65-60	UA
2008-09	Ducks	68-55	UO
	Wildcats	65-44	UA
2009-10	Wildcats	119-112	UA
	Ducks	92-74	UO
2010-11	Wildcats	109-94	UA
	Wildcats	88-65	UO
	Wildcats	90-89	USC(8)
2011-12	Ducks	87-73	UO
2012-13	Wildcats	100-68	UA
2013-14	Ducks	84-72	UA
	Ducks	90-78	UO

## ARIZONA vs. OREGON STATE

**Pac-12: Wildcats lead series, 31-27**

1986-87	Beavers	68-55	OSU
	Wildcats	69-68	UA
1987-88	Beavers	65-63	UA
	Beavers	78-48	OSU
1988-89	Beavers	73-59	OSU
	Beavers	71-76	UA
1989-90	Wildcats	66-50	UA
	Wildcats	70-65 OT	OSU
1990-91	Beavers	95-62	OSU
	Beavers	97-63	OSU
1991-92	Wildcats	79-68	UA
	Beavers	84-68	OSU
1992-93	Wildcats	69-62	UA
	Wildcats	63-49	OSU
1993-94	Beavers	90-84	OSU
	Wildcats	97-84	UA
1994-95	Beavers	79-64	UA
	Beavers	93-69	OSU
1995-96	Wildcats	72-58	UA
	Beavers	76-66	OSU
1996-97	Beavers	85-76	OSU
	Wildcats	72-56	UA
1997-98	Wildcats	84-58	OSU
	Wildcats	75-74	UA
1998-99	Wildcats	91-60	UA
	Wildcats	66-53	OSU
1999-00	Wildcats	65-49	OSU
	Wildcats	79-77 OT	UA
2000-01	Wildcats	83-73	UA
	Beavers	67-66	OSU
2001-02	Beavers	71-56	OSU
	Beavers	88-85 OT	UA
2002-03	Wildcats	71-66	UA
	Beavers	71-65 OT	OSU
	Wildcats	70-56	SJ(5)

2003-04	Wildcats	65-54	OSU
	Wildcats	77-54	UA
	Wildcats	81-58	SJ(5)
2004-05	Wildcats	86-65	UA
	Wildcats	78-59	OSU
2005-06	Beavers	64-48	UA
	Beavers	91-83	OSU
2006-07	Beavers	69-62	OSU
	Wildcats	65-61	UA
	Wildcats	69-54	SJ(5)
2007-08	Beavers	94-88 OT	OSU
	Wildcats	71-63	UA
	Beavers	46-31	SJ(5)
2008-09	Beavers	68-43	OSU
	Beavers	68-44	UA
2009-10	Wildcats	62-53	UA
	Wildcats	60-55	OSU
2010-11	Wildcats	67-65	UA
	Wildcats	50-46	OSU
2011-12	Wildcats	58-56	OSU
2012-13	Beavers	57-48	UA
2013-14	Beavers	64-50	UA
	Beavers	78-48	OSU

## ARIZONA vs. STANFORD

**Pac-12: Cardinal leads series, 54-6**

1986-87	Cardinal	87-57	STAN
	Cardinal	62-57	UA
1987-88	Cardinal	101-71	STAN
	Cardinal	64-49	UA
1988-89	Cardinal	94-68	STAN
	Cardinal	95-56	UA
1989-90	Cardinal	92-69	STAN
	Cardinal	113-70	UA
1990-91	Cardinal	94-65	UA
	Cardinal	116-79	STAN
1991-92	Cardinal	92-77	STAN
	Cardinal	97-66	UA
1992-93	Cardinal	69-52	STAN
	Cardinal	70-69	UA
1993-94	Cardinal	87-64	STAN
	Cardinal	88-57	UA
1994-95	Cardinal	86-51	UA
	Cardinal	100-72	STAN
1995-96	Cardinal	77-55	UA
	Cardinal	77-61	STAN
1996-97	Cardinal	91-68	STAN
	Cardinal	90-65	UA
1997-98	Wildcats	91-90	UA
	Cardinal	108-90	STAN
1998-99	Cardinal	79-64	STAN
	Wildcats	81-67	UA
1999-00	Cardinal	98-95	UA
	Wildcats	79-72	STAN
2000-01	Wildcats	68-65	STAN
	Cardinal	74-66	UA
2001-02	Cardinal	81-57	UA
	Cardinal	76-62	STAN
2002-03	Cardinal	82-74	STAN
	Wildcats	79-64	UA
	Cardinal	59-49	SJ(5)
2003-04	Cardinal	62-84	STAN
	Wildcats	88-83	UA
	Cardinal	51-46	SJ(5)
2004-05	Cardinal	66-78	UA
	Cardinal	74-91	STAN
2005-06	Cardinal	82-51	STAN
	Cardinal	87-76	UA
	Cardinal	77-50	SJ(5)
2006-07	Cardinal	86-58	STAN
	Cardinal	86-76	UA
	Cardinal	65-56	SJ(5)
2007-08	Cardinal	89-64	UA
	Cardinal	69-46	STAN



since becoming a member of the Pac-12

2008-09	Cardinal	70-61	UA
	Cardinal	70-67	STAN
	Cardinal	77-46	USC(6)
2009-10	Cardinal	83-62	STAN
	Cardinal	75-48	UA
	Cardinal	72-52	USC(6)
2010-11	Cardinal	87-54	STAN
	Cardinal	91-61	UA
	Cardinal	100-71	LA(9)
2011-12	Cardinal	91-52	UA
2012-13	Cardinal	73-43	STAN
2013-14	Cardinal	96-52	UA
	Cardinal	74-48	STAN
<b>ARIZONA vs. UCLA</b>			
<b>Pac-12: Bruins lead series, 37-18</b>			
1986-87	Bruins	66-65	UA
	Bruins	65-59	UCLA
1987-88	Bruins	87-62	UCLA
	Bruins	81-63	UA
1988-89	Bruins	93-69	UCLA
	Bruins	75-64	UA
1989-90	Bruins	80-72	UA
	Bruins	73-69	UCLA
1990-91	Bruins	115-102	UCLA
	Bruins	112-98	UA
1991-92	Bruins	97-63	UA
	Bruins	83-67	UCLA
1992-93	Bruins	91-77	UA
	Wildcats	91-83	UCLA
1993-94	Wildcats	83-78	UA
	Bruins	85-69	UCLA
1994-95	Wildcats	64-61	UCLA
	Wildcats	63-61	UA
1995-96	Bruins	89-85	OT UCLA
	Wildcats	95-66	UA
1996-97	Wildcats	69-45	UA
	Wildcats	90-78	UCLA
1997-98	Wildcats	82-71	UCLA
	Wildcats	84-73	UA
1998-99	Bruins	84-77	UA
	Bruins	85-77	UCLA
1999-00	Bruins	79-68	UA
	Bruins	80-66	UCLA
2000-01	Bruins	59-56	OT UCLA
	Wildcats	89-79	UA
2001-02	Wildcats	71-60	UCLA
	Wildcats	77-62	UA
2002-03	Wildcats	80-61	UA
	Bruins	48-47	UCLA
2003-04	Wildcats	70-54	UA
	Bruins	87-68	UCLA
2004-05	Wildcats	84-73	UCLA
	Wildcats	76-73	UA
2005-06	Bruins	84-77	UCLA
	Bruins	90-64	UA
2006-07	Bruins	76-73	UA
	Wildcats	66-63	UCLA
2007-08	Bruins	68-59	UA
	Bruins	80-70	UCLA
2008-09	Bruins	48-38	UA
	Bruins	58-39	UCLA
2009-10	Bruins	67-58	UA
	Bruins	70-61	UCLA
2010-11	Bruins	70-60	UCLA
	Bruins	74-70	UA
2011-12	Wildcats	74-66	UA
	Bruins	72-58	UCLA
2012-13	Bruins	73-53	UCLA
	Bruins	68-57	UA
2013-14	Bruins	67-61	UA

<b>ARIZONA vs. USC</b>			
<b>Pac-12: Trojans lead series, 38-20</b>			
1986-87	Trojans	96-60	UA
	Trojans	96-57	USC
1987-88	Trojans	94-79	USC
	Trojans	92-69	UA
1988-89	Trojans	85-78	USC
	Wildcats	94-84	UA
1989-90	Wildcats	58-53	UA
	Trojans	65-64	OT USC
1990-91	Trojans	88-74	USC
	Trojans	81-68	UA
1991-92	Trojans	80-60	UA
	Trojans	71-68	USC
1992-93	Trojans	68-54	UA
	Trojans	78-62	USC
1993-94	Trojans	76-65	UA
	Trojans	85-63	USC
1994-95	Trojans	85-54	USC
	Trojans	71-63	UA
1995-96	Wildcats	87-72	USC
	Wildcats	78-73	UA
1996-97	Trojans	87-72	UA
	Wildcats	82-64	USC
1997-98	Wildcats	81-69	USC
	Wildcats	72-53	UA
1998-99	Wildcats	73-63	UA
	Wildcats	68-62	USC
1999-00	Wildcats	67-52	UA
	Trojans	80-68	USC
2000-01	Trojans	81-67	USC
	Wildcats	77-61	UA
2001-02	Wildcats	78-74	USC
	Trojans	71-64	UA
2002-03	Wildcats	79-76	UA
	Wildcats	78-64	USC
2003-04	Wildcats	75-64	UA
	Trojans	68-66	USC
2004-05	Trojans	54-67	USC
	Wildcats	87-74	UA
2005-06	Trojans	66-74	SJ(7)
	Trojans	76-60	USC
2006-07	Trojans	73-72	UA
	Trojans	77-68	USC
2007-08	Trojans	66-42	UA
	Trojans	77-70	UA
2008-09	Wildcats	64-62	USC
	Trojans	71-77	OT UA
2009-10	Trojans	74-61	USC
	Trojans	81-78	OT USC
2010-11	Trojans	55-53	USC
	Trojans	81-72	USC
	Wildcats	84-74	UA
	Wildcats	72-61	USC(8)
2011-12	Trojans	72-67	UA
	Trojans	78-62	USC
2012-13	Trojans	74-57	USC
	Trojans	74-62	UA
2013-14	Trojans	54-45	UA
	Trojans	59-54	SEA(12)
<b>ARIZONA vs. UTAH</b>			
<b>Pac-12: Utes lead series, 3-2</b>			
2011-12	Utes	65-60	UA
	Utes	73-67	UTAH
2012-13	Wildcats	62-58	UTAH
	Wildcats	61-52	UA
	Utes	66-48	SEA(12)

<b>ARIZONA vs. WASHINGTON</b>			
<b>Pac-12: Huskies lead series, 37-20</b>			
1986-87	Huskies	82-60	UA
	Huskies	75-52	UA
1987-88	Huskies	95-44	UW
	Huskies	73-52	UA
1988-89	Huskies	72-60	UA
	Huskies	94-75	UW
1989-90	Huskies	88-63	UW
	Huskies	67-43	UA
1990-91	Huskies	94-71	UA
	Huskies	91-62	UW
1991-92	Huskies	86-61	UW
	Wildcats	78-70	UA
1992-93	Huskies	82-62	UW
	Huskies	72-69	UA
1993-94	Huskies	66-49	UA
	Huskies	79-76	UW
1994-95	Huskies	79-71	UW
	Huskies	71-68	UA
1995-96	Huskies	77-67	UW
	Wildcats	78-63	UA
1996-97	Wildcats	80-67	UA
	Huskies	76-59	UW
1997-98	Wildcats	93-62	UA
	Huskies	77-73	UW
1998-99	Huskies	73-63	UW
	Wildcats	84-58	UA
1999-00	Wildcats	96-85	UW
	Wildcats	96-81	UA
2000-01	Wildcats	88-72	UA
	Huskies	98-88	UW
2001-02	Wildcats	83-69	UA
	Huskies	77-73	UW
2002-03	Huskies	60-59	UW
	Wildcats	79-66	UA
	Wildcats	74-51	SJ(5)
2003-04	Wildcats	89-74	UA
	Wildcats	71-54	UW
	Wildcats	77-55	SJ(5)
2004-05	Wildcats	67-63	UW
	Huskies	60-64	UA
2005-06	Huskies	66-54	UA
	Huskies	91-73	UW
2006-07	Huskies	83-66	UW
	Huskies	79-64	UA
2007-08	Huskies	74-59	UW
	Huskies	60-58	UA
2008-09	Wildcats	65-61	UW
	Wildcats	72-62	UA
2009-10	Huskies	69-59	UW
	Wildcats	80-50	UA
2010-11	Wildcats	61-58	UA
	Wildcats	74-66	UW
2011-12	Huskies	77-48	UW
	Huskies	68-59	UA
2012-13	Huskies	76-65	UW
	Huskies	74-65	UA
2013-14	Huskies	55-52	UW
<b>ARIZONA vs. WASHINGTON STATE</b>			
<b>Pac-12: Wildcats lead series, 33-24</b>			
1986-87	Wildcats	83-74	UA
	Cougars	70-67	WSU
1987-88	Cougars	90-62	WSU
	Cougars	70-52	UA
1988-89	Cougars	82-72	UA
	Wildcats	74-68	WSU
1989-90	Cougars	88-63	WSU
	Cougars	87-72	OT UA
1990-91	Cougars	70-65	UA
	Cougars	85-75	WSU
1991-92	Cougars	77-62	WSU
	Cougars	81-73	UA
1992-93	Wildcats	64-55	WSU
	Wildcats	72-64	UA

1993-94	Wildcats	82-71	UA
	Wildcats	71-68	WSU
1994-95	Cougars	78-72	WSU
	Cougars	83-65	UA
1995-96	Cougars	71-65	WSU
	Cougars	76-67	UA
1996-97	Wildcats	76-46	UA
	Wildcats	62-53	WSU
1997-98	Cougars	64-61	UA
	Wildcats	71-66	WSU
1998-99	Cougars	87-77	WSU
	Wildcats	85-64	UA
1999-00	Wildcats	83-68	WSU
	Wildcats	81-52	UA
2000-01	Wildcats	97-58	UA
	Cougars	93-86	WSU
2001-02	Wildcats	107-57	UA
	Wildcats	106-60	WSU
2002-03	Wildcats	86-65	WSU
	Wildcats	80-50	UA
2003-04	Wildcats	78-51	UA
	Wildcats	77-72	WSU
2004-05	Wildcats	54-51	WSU
	Wildcats	89-60	UA
2005-06	Wildcats	61-52	UA
	Cougars	84-77	WSU
2006-07	Wildcats	59-57	WSU
	Wildcats	55-51	UA
2007-08	Wildcats	73-63	WSU
	Cougars	67-54	UA
2008-09	Cougars	68-58	WSU
	Cougars	63-56	UA
	Wildcats	79-72	USC(6)
2009-10	Wildcats	67-60	WSU
	Wildcats	73-66	UA
	Wildcats	62-60	USC(6)
2010-11	Wildcats	64-58	UA
	Wildcats	78-61	WSU
2011-12	Cougars	78-68	WSU
	Wildcats	90-51	UA
2012-13	Wildcats	71-65	WSU
	Cougars	60-50	UA
2013-14	Cougars	61-59	WSU

<b>ARIZONA STATE vs. CALIFORNIA</b>			
<b>Pac-12: Golden Bears lead series, 30-26</b>			
1986-87	Sun Devils	86-78	CAL
	Golden Bears	95-77	ASU
1987-88	Golden Bears	74-68	CAL
	Golden Bears	74-67	ASU
1988-89	Sun Devils	81-78	CAL
	Golden Bears	77-75	ASU
1989-90	Golden Bears	83-74	CAL
	Golden Bears	83-77	ASU
1990-91	Sun Devils	84-77	ASU
	Golden Bears	80-78	CAL
1991-92	Sun Devils	92-88	CAL
	Sun Devils	63-52	ASU
1992-93	Golden Bears	70-66	CAL
	Golden Bears	79-74	ASU
1993-94	Golden Bears	79-69	CAL
	Golden Bears	104-94	ASU
1994-95	Sun Devils	77-62	ASU
	Golden Bears	98-73	CAL
1995-96	Golden Bears	101-79	ASU
	Golden Bears	77-68	CAL
1996-97	Golden Bears	88-58	CAL
	Sun Devils	65-54	ASU
1997-98	Sun Devils	75-54	ASU
	Golden Bears	65-58	CAL
1998-99	Golden Bears	74-60	CAL
	Golden Bears	67-63	ASU
1999-00	Sun Devils	69-59	ASU
	Golden Bears	60-55	OT CAL
2000-01	Sun Devils	58-47	CAL
	Sun Devils	70-58	ASU

*since becoming a member of the Pac-12*

2001-02	Sun Devils	63-49	ASU
	Sun Devils	56-40	CAL
2002-03	Golden Bears	72-67	CAL
	Sun Devils	61-47	ASU
	Golden Bears	46-38	SJ(5)
2003-04	Sun Devils	56-52	CAL
	Sun Devils	62-43	ASU
2004-05	Sun Devils	66-57	ASU
	Sun Devils	76-59	CAL
2005-06	Golden Bears	66-64	CAL
	Sun Devils	62-43	ASU
2006-07	Sun Devils	74-58	CAL
	Sun Devils	66-54	ASU
	Sun Devils	60-53	SJ(5)
2007-08	Golden Bears	64-51	ASU
	Golden Bears	70-60	CAL
	Golden Bears	71-65	SJ (5)
2008-09	Golden Bears	54-53	ASU
	Sun Devils	63-41	CAL
2009-10	Sun Devils	63-61	CAL
	Sun Devils	57-50	ASU
	Golden Bears	60-50	USC(6)
2010-11	Golden Bears	67-55	CAL
	Sun Devils	45-44	ASU
	Golden Bears	48-43	USC(8)
2011-12	Golden Bears	67-62	ASU
2012-13	Golden Bears	66-53	CAL
2013-14	Sun Devils	68-59	ASU
	Golden Bears	74-63	CAL

**ARIZONA STATE vs. COLORADO**  
**Pac-12: Buffaloes lead series, 4-2**

2011-12	Buffaloes	64-43	ASU
	Buffaloes	60-47	COLO
2012-13	Buffaloes	57-43	COLO
	Buffaloes	71-63	ASU
2013-14	Sun Devils	68-66	COLO
	Sun Devils	55-51	ASU

**ARIZONA STATE vs. OREGON**  
**Pac-12: Sun Devils lead series, 29-27**

1986-87	Ducks	84-70	UO
	Ducks	83-82	OT ASU
1987-88	Sun Devils	70-60	ASU
	Ducks	73-61	UO
1988-89	Ducks	89-75	UO
	Ducks	75-74	ASU
1989-90	Sun Devils	81-68	ASU
	Ducks	83-72	UO
1990-91	Ducks	81-77	UO
	Ducks	69-67	ASU
1991-92	Ducks	78-72	ASU
	Sun Devils	89-76	UO
1992-93	Sun Devils	79-42	ASU
	Sun Devils	77-63	UO
1993-94	Ducks	73-59	UO
	Ducks	97-84	ASU
1994-95	Sun Devils	79-77	ASU
	Ducks	83-44	UO
1995-96	Ducks	72-52	ASU
	Ducks	64-51	UO
1996-97	Ducks	74-62	UO
	Ducks	65-45	ASU
1997-98	Ducks	100-61	UO
	Ducks	69-67	OT ASU
1998-99	Ducks	68-52	ASU
	Ducks	58-53	UO
1999-00	Ducks	64-51	UO
	Ducks	67-56	ASU
2000-01	Sun Devils	73-63	ASU
	Ducks	63-56	UO
2001-02	Sun Devils	86-72	UO
	Sun Devils	69-58	ASU
	Sun Devils	64-58	UO(3)
2002-03	Sun Devils	76-63	ASU
	Ducks	68-52	UO

2003-04	Sun Devils	69-67	UO
	Sun Devils	48-47	ASU
2004-05	Sun Devils	74-65	ASU
	Ducks	59-66	UO
	Sun Devils	54-47	SJ(5)
2005-06	Sun Devils	44-43	ASU
	Sun Devils	62-52	UO
2006-07	Sun Devils	80-70	UO
	Sun Devils	61-48	ASU
2007-08	Sun Devils	63-50	UO
	Sun Devils	52-51	ASU
2008-09	Sun Devils	81-53	UO
	Sun Devils	68-56	ASU
2009-10	Sun Devils	73-68	ASU
	Ducks	82-81	UO
2010-11	Sun Devils	86-67	ASU
	Sun Devils	75-66	UO
2011-12	Sun Devils	53-49	UO
2012-13	Sun Devils	60-45	ASU
2013-14	Sun Devils	97-94	ASU
	Ducks	98-90	UO

**ARIZONA STATE vs. OREGON STATE**  
**Pac-12: Sun Devils lead series, 35-21**

1986-87	Beavers	90-72	OSU
	Beavers	75-58	ASU
1987-88	Beavers	66-61	ASU
	Beavers	64-61	OSU
1988-89	Beavers	78-60	OSU
	Beavers	65-62	ASU
1989-90	Sun Devils	66-57	ASU
	Sun Devils	60-58	OSU
1990-91	Beavers	80-69	OSU
	Sun Devils	81-64	ASU
1991-92	Sun Devils	71-69	ASU
	Sun Devils	72-69	OSU
1992-93	Sun Devils	79-66	ASU
	Beavers	81-71	OSU
1993-94	Beavers	78-71	OSU
	Beavers	82-70	ASU
1994-95	Beavers	77-42	ASU
	Beavers	92-49	OSU
1995-96	Beavers	74-54	ASU
	Beavers	73-62	OSU
1996-97	Beavers	70-59	OSU
	Sun Devils	88-74	ASU
1997-98	Sun Devils	85-79	OSU
	Sun Devils	69-49	ASU
1998-99	Sun Devils	57-53	ASU
	Sun Devils	77-65	OSU
1999-00	Beavers	66-55	OSU
	Sun Devils	75-58	ASU
2000-01	Sun Devils	58-51	ASU
	Beavers	72-64	OSU
2001-02	Beavers	77-70	OSU
	Sun Devils	71-65	ASU
2002-03	Sun Devils	70-58	ASU
	Beavers	70-45	OSU
2003-04	Sun Devils	63-56	OSU
	Sun Devils	73-60	ASU
2004-05	Sun Devils	50-38	ASU
	Sun Devils	66-56	OSU
2005-06	Sun Devils	69-51	ASU
	Sun Devils	77-67	OSU
	Sun Devils	74-66	SJ(5)
2006-07	Sun Devils	59-43	OSU
	Sun Devils	78-63	ASU
2007-08	Sun Devils	69-60	OSU
	Sun Devils	66-42	ASU
2008-09	Sun Devils	61-36	OSU
	Sun Devils	65-54	ASU
2009-10	Sun Devils	56-47	ASU
	Sun Devils	62-49	OSU
2010-11	Sun Devils	49-46	ASU
	Sun Devils	59-54	OSU
	Sun Devils	50-44	USC(8)

2011-12	Beavers	56-51	OSU
2012-13	Sun Devils	66-55	ASU
2013-14	Sun Devils	64-62	ASU
	Beavers	66-43	OSU

**ARIZONA STATE vs. STANFORD**  
**Pac-12: Cardinal leads series, 52-6**

1986-87	Cardinal	92-77	STAN
	Sun Devils	81-71	ASU
1987-88	Cardinal	84-66	STAN
	Cardinal	84-79	ASU
1988-89	Cardinal	87-68	STAN
	Cardinal	108-72	ASU
1989-90	Cardinal	90-63	STAN
	Cardinal	106-64	ASU
1990-91	Cardinal	79-65	ASU
	Cardinal	109-61	STAN
1991-92	Cardinal	89-66	STAN
	Sun Devils	77-65	ASU
1992-93	Cardinal	85-80	STAN
	Cardinal	86-76	ASU
1993-94	Cardinal	113-61	STAN
	Cardinal	85-59	ASU
1994-95	Cardinal	83-59	ASU
	Cardinal	102-52	STAN
1995-96	Cardinal	88-71	ASU
	Cardinal	79-63	STAN
1996-97	Cardinal	96-64	STAN
	Cardinal	81-62	ASU
1997-98	Cardinal	81-54	ASU
	Cardinal	90-71	STAN
1998-99	Cardinal	72-58	STAN
	Cardinal	81-61	ASU
1999-00	Sun Devils	74-68	ASU
	Cardinal	91-67	STAN
2000-01	Cardinal	92-64	STAN
	Cardinal	51-49	ASU
2001-02	Cardinal	75-66	STAN
	Cardinal	62-48	ASU
	Sun Devils	70-63	UO(3)
2002-03	Cardinal	80-63	STAN
	Cardinal	63-53	ASU
2003-04	Cardinal	60-46	STAN
	Sun Devils	73-53	ASU
2004-05	Cardinal	57-68	ASU
	Cardinal	53-67	STAN
2005-06	Cardinal	42-56	SJ (5)
	Cardinal	84-78	STAN
	Sun Devils	62-59	ASU
2006-07	Cardinal	77-71	STAN
	Cardinal	73-65	OT ASU
	Cardinal	62-55	SJ(5)
2007-08	Cardinal	60-56	ASU
	Cardinal	79-57	STAN
2008-09	Cardinal	54-53	ASU
	Cardinal	77-68	STAN
2009-10	Cardinal	71-48	STAN
	Cardinal	62-43	ASU
2010-11	Cardinal	82-35	STAN
	Cardinal	72-54	ASU
2011-12	Cardinal	62-49	ASU
	Cardinal	52-43	LA(11)
2012-13	Cardinal	69-45	STAN
2013-14	Cardinal	70-58	ASU
	Cardinal	61-35	STAN

**ARIZONA STATE vs. UCLA**  
**Pac-12: Bruins lead series, 37-22**

1986-87	Bruins	85-78	ASU
	Bruins	88-77	UCLA
1987-88	Bruins	71-64	UCLA
	Bruins	83-62	ASU
1988-89	Bruins	85-81	UCLA
	Sun Devils	86-73	ASU
1989-90	Bruins	77-67	ASU
	Bruins	90-75	UCLA
1990-91	Bruins	81-68	UCLA
	Sun Devils	70-65	ASU
1991-92	Bruins	88-72	ASU
	Sun Devils	99-91	UCLA
1992-93	Bruins	81-63	ASU
	Bruins	72-71	UCLA
1993-94	Bruins	84-59	ASU
	Bruins	93-81	UCLA
1994-95	Bruins	85-64	UCLA
	Bruins	68-63	ASU
1995-96	Bruins	84-74	UCLA
	Sun Devils	71-70	ASU
1996-97	Sun Devils	66-65	ASU
	Bruins	91-61	UCLA
1997-98	Bruins	95-73	UCLA
	Bruins	80-62	ASU
1998-99	Bruins	98-85	ASU
	Bruins	64-61	UCLA
1999-00	Bruins	76-55	ASU
	Bruins	56-47	UCLA
2000-01	Sun Devils	78-68	UCLA
	Sun Devils	78-60	ASU
2001-02	Sun Devils	70-57	UCLA
	Sun Devils	64-42	ASU
2002-03	Bruins	60-58	ASU
	Bruins	71-62	UCLA
2003-04	Sun Devils	73-58	ASU
	Bruins	73-64	UCLA
	Bruins	70-50	SJ(5)
2004-05	Sun Devils	44-42	UCLA
	Sun Devils	80-59	ASU
	Sun Devils	73-71	SJ(5)
2005-06	Bruins	77-69	UCLA
	Sun Devils	87-70	ASU
	Bruins	60-59	SJ(5)
2006-07	Sun Devils	92-52	ASU
	Sun Devils	80-69	UCLA
	Sun Devils	74-64	SJ(5)
2007-08	Sun Devils	62-60	ASU
	Sun Devils	73-67	UCLA
2008-09	Sun Devils	68-44	ASU
	Sun Devils	69-66	UCLA
2009-10	Bruins	74-56	ASU
	Bruins	63-59	UCLA
2010-11	Bruins	70-60	UCLA
	Bruins	61-45	ASU
2011-12	Bruins	64-48	ASU
	Bruins	53-38	UCLA
2012-13	Bruins	54-50	UCLA
	Bruins	58-50	ASU
2013-14	Sun Devils	59-57	ASU

**ARIZONA STATE vs. USC**  
**Pac-12: Trojans lead series, 38-19**

1986-87	Trojans	87-62	ASU
	Trojans	93-66	USC
1987-88	Trojans	93-77	USC
	Trojans	87-82	ASU
1988-89	Trojans	78-58	USC
	Trojans	70-68	ASU
1989-90	Trojans	82-78	ASU
	Trojans	55-54	USC
1990-91	Trojans	84-67	USC
	Trojans	84-68	ASU
1991-92	Sun Devils	63-62	ASU
	Trojans	98-65	USC

**since becoming a member of the Pac-12**

1992-93	Trojans	86-72	ASU
	Sun Devils	64-55	USC
1993-94	Trojans	87-81	ASU
	Trojans	105-67	USC
1994-95	Trojans	91-44	USC
	Trojans	77-65	ASU
1995-96	Trojans	73-61	USC
	Trojans	98-56	ASU
1996-97	Trojans	82-55	ASU
	Trojans	77-63	USC
1997-98	Trojans	68-55	USC
	Trojans	75-62	ASU
1998-99	Trojans	67-54	ASU
	Sun Devils	70-58	USC
1999-00	Sun Devils	78-74	OT ASU
	Trojans	76-70	USC
2000-01	Sun Devils	67-57	USC
	Sun Devils	67-65	ASU
2001-02	Trojans	68-49	USC
	Sun Devils	67-60	ASU
2002-03	Trojans	58-53	ASU
	Trojans	64-56	USC
2003-04	Trojans	68-65	ASU
	Trojans	65-50	USC
2004-05	Trojans	45-66	USC
	Sun Devils	49-46	ASU
2005-06	Trojans	58-50	USC
	Sun Devils	79-72	ASU
2006-07	Sun Devils	62-54	ASU
	Sun Devils	68-57	USC
2007-08	Sun Devils	66-63	ASU
	Sun Devils	65-57	USC
2008-09	Sun Devils	83-71	ASU
	Sun Devils	72-69	USC
	Trojans	75-70	USC(6)
2009-10	Trojans	60-56	USC
	Trojans	62-52	ASU
2010-11	Sun Devils	62-61	USC
	Sun Devils	69-55	ASU
2011-12	Trojans	60-48	USC
	Trojans	59-53	ASU
2012-13	Sun Devils	60-53	USC
	Trojans	67-60	ASU
2013-14	Sun Devils	94-86	(OT) ASU
	Trojans	59-57	SEA(12)

**ARIZONA STATE vs. UTAH**

**Pac-12: Utes lead series, 4-1**

2011-12	Sun Devils	59-51	ASU
	Utes	50-46	UTAH
2012-13	Utes	54-46	ASU
2013-14	Sun Devils	65-62	UTAH
	Sun Devils	60-40	ASU

**ARIZONA STATE vs. WASHINGTON**

**Pac-12: Huskies lead series, 29-25**

1986-87	Sun Devils	78-64	ASU
	Huskies	85-63	UW
1987-88	Huskies	103-49	UW
	Huskies	80-65	ASU
1988-89	Huskies	77-67	ASU
	Huskies	92-77	UW
1989-90	Huskies	81-59	UW
	Huskies	73-60	ASU
1990-91	Huskies	71-54	ASU
	Huskies	82-61	UW
1991-92	Huskies	66-59	UW
	Huskies	68-66	ASU
1992-93	Sun Devils	82-77	UW
	Sun Devils	74-61	ASU
1993-94	Huskies	69-56	ASU
	Huskies	87-78	UW
1994-95	Huskies	82-37	UW
	Huskies	93-54	ASU
1995-96	Sun Devils	81-77	UW
	Sun Devils	87-72	ASU

1996-97	Huskies	81-73	ASU
	Huskies	68-59	UW
1997-98	Sun Devils	77-76	ASU
	Huskies	62-39	UW
1998-99	Huskies	86-54	UW
	Sun Devils	72-69	OT ASU
1999-00	Huskies	78-76	UW
	Sun Devils	74-53	ASU
2000-01	Huskies	66-62	ASU
	Huskies	79-60	UW
2001-02	Sun Devils	66-61	ASU
	Huskies	68-50	UW
2002-03	Huskies	69-56	UW
	Sun Devils	62-56	ASU
2003-04	Sun Devils	84-81	OT ASU
	Huskies	63-55	UW
2004-05	Huskies	55-63	UW
	Sun Devils	69-48	ASU
2005-06	Sun Devils	64-51	ASU
	Sun Devils	67-61	UW
2006-07	Sun Devils	88-83	ASU
	Sun Devils	75-64	UW
2007-08	Sun Devils	68-62	UW
	Sun Devils	69-53	ASU
	Sun Devils	83-64	SJ(6)
2008-09	Sun Devils	80-64	UW
	Sun Devils	55-32	ASU
2009-10	Huskies	62-56	UW
	Sun Devils	67-61	OT ASU
2010-11	Sun Devils	52-49	ASU
	Sun Devils	71-63	UW
2011-12	Sun Devils	57-53	UW
	Sun Devils	47-41	ASU
2012-13	Huskies	77-74	UW
	Huskies	74-61	ASU
2013-14	Huskies	78-60	UW

**ARIZONA STATE vs. WASHINGTON STATE**

**Pac-12: Sun Devils lead series, 38-18**

1986-87	Sun Devils	95-83	OT ASU
	Cougars	75-62	WSU
1987-88	Sun Devils	82-79	WSU
	Sun Devils	86-69	ASU
1988-89	Sun Devils	88-79	ASU
	Cougars	71-60	WSU
1989-90	Cougars	92-80	WSU
	Cougars	67-66	ASU
1990-91	Sun Devils	82-73	ASU
	Cougars	69-58	WSU
1991-92	Cougars	80-78	WSU
	Sun Devils	86-61	ASU
1992-93	Sun Devils	70-59	WSU
	Sun Devils	88-68	ASU
1993-94	Sun Devils	*	ASU
	Sun Devils	77-76	WSU
1994-95	Cougars	82-70	WSU
	Cougars	74-66	ASU
1995-96	Cougars	93-77	WSU
	Sun Devils	88-80	ASU
1996-97	Cougars	86-78	ASU
	Cougars	84-70	WSU
1997-98	Sun Devils	80-60	ASU
	Sun Devils	79-70	WSU
1998-99	Sun Devils	63-54	WSU
	Sun Devils	80-66	ASU
1999-00	Sun Devils	64-54	WSU
	Sun Devils	73-53	ASU
2000-01	Sun Devils	83-70	ASU
	Sun Devils	74-72	WSU
2001-02	Sun Devils	68-40	ASU
	Sun Devils	75-56	WSU
2002-03	Sun Devils	66-58	WSU
	Sun Devils	70-52	ASU
2003-04	Sun Devils	68-66	ASU
	Cougars	75-72	WSU

2004-05	Sun Devils	67-39	WSU
	Sun Devils	59-40	ASU
2005-06	Sun Devils	72-42	ASU
	Sun Devils	75-65	WSU
2006-07	Sun Devils	89-44	ASU
	Sun Devils	66-41	WSU
2007-08	Sun Devils	59-40	WSU
	Sun Devils	59-30	ASU
2008-09	Sun Devils	66-47	WSU
	Sun Devils	55-32	ASU
2009-10	Sun Devils	64-59	WSU
	Cougars	66-62	ASU
2010-11	Cougars	70-65	ASU
	Sun Devils	55-47	WSU
2011-12	Sun Devils	63-46	WSU
	Sun Devils	47-42	ASU
2012-13	Cougars	77-65	WSU
	Cougars	54-43	ASU
	Cougars	48-41	SEA(12)
2013-14	Cougars	85-78	WSU

*\*Game forfeited by Washington State due to illness*

**CALIFORNIA vs. COLORADO**

**Pac-12: Golden Bears lead series, 6-0**

2011-12	Golden Bears	68-55	COLO
	Golden Bears	64-43	CAL
	Golden Bears	68-59	USC(10)
2012-13	Golden Bears	53-49	COLO
	Golden Bears	59-56	CAL
2013-14	Golden Bears	57-55	COLO

**CALIFORNIA vs. OREGON**

**Pac-12: Ducks lead series, 33-25**

1986-87	Ducks	94-70	UO
	Golden Bears	87-84	CAL
1987-88	Ducks	94-83	CAL
	Ducks	90-71	UO
1988-89	Ducks	94-64	UO
	Golden Bears	83-80	CAL
1989-90	Ducks	73-65	UO
	Golden Bears	79-72	CAL
1990-91	Golden Bears	94-67	CAL
	Ducks	64-57	UO
1991-92	Golden Bears	84-75	UO
	Golden Bears	85-75	CAL
1992-93	Golden Bears	75-63	UO
	Golden Bears	90-74	CAL
1993-94	Ducks	91-69	CAL
	Ducks	75-36	UO
1994-95	Ducks	77-59	UO
	Ducks	89-73	CAL
1995-96	Ducks	73-56	UO
	Ducks	73-54	CAL
1996-97	Ducks	68-64	CAL
	Ducks	71-42	UO
1997-98	Ducks	68-66	UO
	Ducks	82-66	CAL
1998-99	Ducks	64-49	UO
	Ducks	80-57	CAL
1999-00	Ducks	67-51	CAL
	Ducks	75-63	UO
2000-01	Ducks	86-56	UO
	Golden Bears	68-57	CAL
2001-02	Ducks	65-53	CAL
	Ducks	76-43	UO
2002-03	Ducks	70-67	UO
	Ducks	54-52	CAL
2003-04	Golden Bears	61-57	CAL
	Ducks	77-62	UO
	Golden Bears	82-57	SJ (5)
2004-05	Ducks	50-81	UO
	Ducks	51-58	CAL
2005-06	Ducks	70-41	UO
	Golden Bears	49-39	CAL

2006-07	Golden Bears	65-56	CAL
	Ducks	62-42	UO
	Golden Bears	63-51	SJ (5)
2007-08	Golden Bears	61-52	CAL
	Golden Bears	53-34	CAL
	Golden Bears	67-60	SJ (5)
2008-09	Golden Bears	65-50	UO
	Golden Bears	84-42	CAL
2009-10	Golden Bears	72-62	UO
	Golden Bears	79-73	CAL
	Golden Bears	71-57	UO (4)
2010-11	Golden Bears	81-65	UO
	Ducks	60-46	CAL
2011-12	Golden Bears	90-67	CAL
	Golden Bears	83-71	ORE
2012-13	Golden Bears	72-45	ORE
2013-14	Golden Bears	101-98	(OT)CAL

**CALIFORNIA vs. OREGON STATE**

**Pac-12: Golden Bears lead series, 33-21**

1986-87	Beavers	69-67	OSU
	Golden Bears	94-71	CAL
1987-88	Golden Bears	66-58	CAL
	Golden Bears	79-75	OT OSU
1988-89	Beavers	64-59	OSU
	Golden Bears	70-60	CAL
1989-90	Golden Bears	76-65	OSU
	Golden Bears	83-72	CAL
1990-91	Golden Bears	89-70	CAL
	Beavers	72-59	OSU
1991-92	Golden Bears	78-71	OSU
	Golden Bears	78-67	CAL
1992-93	Beavers	75-73	OSU
	Beavers	73-61	CAL
1993-94	Beavers	90-75	CAL
	Beavers	88-79	OSU
1994-95	Beavers	101-76	OSU
	Golden Bears	77-75	CAL
1995-96	Beavers	93-70	OSU
	Beavers	88-76	CAL
1996-97	Golden Bears	62-57	CAL
	Beavers	81-67	OSU
1997-98	Golden Bears	77-64	CAL
	Beavers	73-69	OSU
1998-99	Beavers	54-52	OSU
	Golden Bears	63-58	CAL
1999-00	Beavers	53-50	CAL
	Beavers	52-33	OSU
2000-01	Golden Bears	79-72	OSU
	Golden Bears	72-60	CAL
2001-02	Beavers	80-52	CAL
	Beavers	74-69	OT OSU
2002-03	Beavers	68-37	OSU
	Golden Bears	70-55	CAL
2003-04	Beavers	70-67	CAL
	Golden Bears	66-57	OSU
2004-05	Beavers	77-71	OSU
	Golden Bears	74-62	CAL
2005-06	Golden Bears	71-50	OSU
	Beavers	63-55	CAL
2006-07	Golden Bears	63-57	CAL
	Golden Bears	67-61	20T OSU
2007-08	Golden Bears	61-45	CAL
	Golden Bears	56-45	OSU
2008-09	Golden Bears	77-72	OSU
	Golden Bears	62-40	CAL
2009-10	Golden Bears	79-75	20T OSU
	Golden Bears	66-62	CAL
2010-11	Golden Bears	60-47	OSU
	Golden Bears	58-49	CAL
2011-12	Golden Bears	73-56	CAL
	Golden Bears	75-68	OSU
2012-13	Golden Bears	60-38	OSU
2013-14	Golden Bears	72-63	CAL

*since becoming a member of the Pac-12*

**CALIFORNIA vs. STANFORD****Pac-12: Cardinal leads series, 55-7**

1986-87	Cardinal	77-59	STAN
	Golden Bears	84-68	CAL
1987-88	Cardinal	95-71	CAL
	Cardinal	94-79	STAN
1988-89	Cardinal	77-59	STAN
	Cardinal	87-79	CAL
1989-90	Cardinal	87-60	CAL
	Cardinal	112-84	STAN
1990-91	Cardinal	113-79	STAN
	Cardinal	93-80	CAL
1991-92	Golden Bears	74-65	CAL
	Cardinal	83-81	STAN
1992-93	Cardinal	89-63	STAN
	Golden Bears	64-59	CAL
1993-94	Cardinal	92-75	CAL
	Cardinal	111-64	STAN
1994-95	Cardinal	99-65	STAN
	Cardinal	91-67	CAL
1995-96	Cardinal	80-55	CAL
	Cardinal	87-36	STAN
1996-97	Cardinal	95-44	STAN
	Cardinal	82-50	CAL
1997-98	Cardinal	72-52	CAL
	Cardinal	79-51	STAN
1998-99	Cardinal	80-67	STAN
	Cardinal	77-67	CAL
1999-00	Cardinal	83-57	STAN
	Cardinal	81-56	CAL
2000-01	Cardinal	63-56	CAL
	Golden Bears	82-73	STAN
2001-02	Cardinal	79-52	STAN
	Cardinal	79-51	CAL
2002-03	Cardinal	72-48	STAN
	Cardinal	53-50	CAL
	Cardinal	60-35	SJ(5)
2003-04	Cardinal	63-53	CAL
	Cardinal	61-53	STAN
	Cardinal	80-55	SJ(6)
2004-05	Cardinal	53-88	STAN
	Cardinal	50-91	CAL
	Cardinal	40-81	SJ(7)
2005-06	Cardinal	87-75	STAN
	Cardinal	55-46	CAL
2006-07	Cardinal	69-44	CAL
	Golden Bears	72-57	STAN
2007-08	Cardinal	72-52	STAN
	Cardinal	60-58	CAL
	Cardinal	56-35	SJ(5)
2008-09	Golden Bears	57-54	CAL
	Cardinal	58-41	STAN
2009-10	Cardinal	79-58	STAN
	Cardinal	63-48	CAL
	Cardinal	64-44	USC(6)
2010-11	Cardinal	78-45	CAL
	Cardinal	75-51	STAN
2011-12	Cardinal	74-71	STAN
	Cardinal	86-61	CAL
	Cardinal	77-62	LA(11)
2012-13	Cardinal	62-53	CAL
	Golden Bears	67-55	STAN
2013-14	Cardinal	70-64	STAN
	Cardinal	79-64	CAL

**CALIFORNIA vs. UCLA****Pac-12: Bruins lead series, 41-19**

1986-87	Bruins	77-72	CAL
	Bruins	92-80	UCLA
1987-88	Bruins	75-50	CAL
	Golden Bears	71-68	UCLA
	Bruins	81-63	CAL
1988-89	Bruins	72-57	UCLA
	Golden Bears	92-82	CAL
1989-90	Bruins	70-68	UCLA
	Bruins	80-66	CAL

1990-91	Bruins	102-83	CAL
	Bruins	96-78	UCLA
1991-92	Golden Bears	74-71	CAL
	Bruins	101-87	UCLA
1993-93	Golden Bears	78-70	CAL
	Bruins	85-68	UCLA
1993-94	Bruins	79-56	UCLA
	Bruins	90-85	CAL
1994-95	Golden Bears	97-84	CAL
	Bruins	87-67	UCLA
1995-96	Bruins	74-65	CAL
	Bruins	71-66	UCLA
1996-97	Bruins	74-65	UCLA
	Bruins	82-56	CAL
1997-98	Bruins	74-53	UCLA
	Bruins	86-54	CAL
1998-99	Bruins	87-62	CAL
	Bruins	76-61	UCLA
1999-00	Bruins	74-67	CAL
	Golden Bears	61-53	UCLA
2000-01	Golden Bears	58-57	UCLA
	Golden Bears	83-59	CAL
2001-02	Bruins	64-48	CAL
	Bruins	58-48	UCLA
	Bruins	46-42	UO(3)
2002-03	Golden Bears	69-61	UCLA
	Bruins	72-54	CAL
2003-04	Bruins	67-66	UCLA
	Bruins	97-69	CAL
2004-05	Bruins	70-85	CAL
	Bruins	61-73	UCLA
2005-06	Golden Bears	65-58	CAL
	Bruins	90-87	OT UCLA
	Bruins	80-63	SJ(5)
2006-07	Bruins	77-68	OT UCLA
	Golden Bears	88-69	CAL
2007-08	Golden Bears	73-70	OT UCLA
	Golden Bears	67-53	CAL
2008-09	Golden Bears	64-48	CAL
	Bruins	71-56	UCLA
2009-10	Bruins	57-46	UCLA
	Bruins	44-32	CAL
2010-11	Bruins	65-56	CAL
	Bruins	63-48	UCLA
	Bruins	63-50	LA(9)
2011-12	Bruins	60-55	UCLA
	Golden Bears	67-58	CAL
2012-13	Golden Bears	70-65	CAL
	Golden Bears	79-51	UCLA
2013-14	Golden Bears	69-53	CAL
	Golden Bears	77-72	UCLA

**CALIFORNIA vs. USC****Pac-12: Trojans lead series, 31-27**

1986-87	Golden Bears	102-85	CAL
	Trojans	105-63	USC
1987-88	Trojans	98-66	USC
	Trojans	99-97	OT CAL
1988-89	Golden Bears	83-61	USC
	Golden Bears	115-106	CAL
1989-90	Golden Bears	55-50	USC
	Golden Bears	58-52	CAL
1990-91	Golden Bears	92-66	CAL
	Trojans	74-48	USC
1991-92	Golden Bears	77-70	CAL
	Trojans	68-62	USC
1992-93	Golden Bears	68-55	CAL
	Trojans	76-71	OT USC
1993-94	Trojans	97-60	USC
	Trojans	99-81	CAL
1994-95	Trojans	90-71	CAL
	Trojans	87-82	USC
1995-96	Trojans	87-80	OT CAL
	Trojans	89-71	USC
1996-97	Trojans	91-57	USC
	Trojans	66-63	CAL

1997-98	Trojans	59-50	USC
	Trojans	62-50	CAL
1998-99	Golden Bears	61-51	CAL
	Trojans	76-71	USC
1999-00	Golden Bears	81-64	CAL
	Trojans	81-78	USC
2000-01	Golden Bears	61-55	USC
	Trojans	83-59	CAL
2001-02	Trojans	69-53	CAL
	Trojans	68-58	USC
2002-03	Trojans	83-62	USC
	Golden Bears	60-50	CAL
2003-04	Trojans	67-47	USC
	Golden Bears	68-59	CAL
2004-05	Trojans	71-76	USC
	Trojans	69-103	CAL
2005-06	Golden Bears	73-68	CAL
	Golden Bears	72-67	USC
2006-07	Golden Bears	62-53	USC
	Golden Bears	86-79	OT CAL
2007-08	Golden Bears	57-52	USC
	Golden Bears	60-55	OT CAL
2008-09	Golden Bears	73-71	CAL
	Golden Bears	66-64	USC
	Trojans	69-67	USC(6)
2009-10	Trojans	67-64	USC
	Golden Bears	61-55	CAL
2010-11	Golden Bears	82-71	CAL
	Trojans	80-67	USC
2011-12	Trojans	74-54	USC
	Trojans	76-75	OT CAL
2012-13	Golden Bears	71-63	OT CAL
	Golden Bears	72-64	USC
	Golden Bears	78-59	SEA(12)
2013-14	Trojans	70-77	CAL
	Golden Bears	76-67	USC

**CALIFORNIA vs. UTAH****Pac-12: Golden Bears lead series, 4-0**

2011-12	Golden Bears	63-56	UTAH
	Golden Bears	60-46	CAL
2012-13	Golden Bears	71-54	CAL
2013-14	Golden Bears	68-59	UTAH

**CALIFORNIA vs. WASHINGTON****Pac-12: Huskies lead series, 39-16**

1986-87	Huskies	84-74	UW
	Golden Bears	92-84	CAL
1987-88	Huskies	89-70	UW
	Huskies	97-74	CAL
1988-89	Huskies	58-55	CAL
	Huskies	78-68	UW
1989-90	Huskies	69-64	CAL
	Huskies	81-61	UW
1990-91	Huskies	78-57	UW
	Huskies	81-58	CAL
1991-92	Golden Bears	67-66	UW
	Golden Bears	66-55	CAL
1992-93	Huskies	62-61	UW
	Huskies	73-66	CAL
1993-94	Huskies	95-70	UW
	Huskies	88-70	CAL
1994-95	Huskies	70-61	CAL
	Huskies	89-69	UW
1995-96	Huskies	82-69	CAL
	Huskies	93-58	UW
1996-97	Huskies	67-56	UW
	Huskies	85-62	CAL
1997-98	Huskies	72-51	CAL
	Huskies	83-78	OT UW
1998-99	Huskies	71-49	UW
	Golden Bears	58-56	CAL
1999-00	Golden Bears	72-59	UW
	Golden Bears	51-49	CAL
2000-01	Huskies	69-68	CAL
	Huskies	78-71	UW

2001-02	Huskies	85-46	UW
	Huskies	64-53	CAL
2002-03	Huskies	76-59	CAL
	Huskies	74-54	UW
2003-04	Huskies	65-54	UW
	Huskies	72-67	CAL
2004-05	Huskies	52-65	CAL
	Huskies	76-80	UW
2005-06	Huskies	62-55	UW
	Golden Bears	81-58	CAL
2006-07	Golden Bears	72-49	UW
	Huskies	79-76	OT CAL
2007-08	Golden Bears	66-40	CAL
	Huskies	74-66	UW
2008-09	Golden Bears	62-34	CAL
	Golden Bears	70-40	UW
	Golden Bears	61-41	USC(6)
2009-10	Golden Bears	60-43	CAL
	Golden Bears	75-68	WASH
2010-11	Huskies	57-48	WASH
	Huskies	60-49	CAL
	Golden Bears	58-48	USC(8)
2011-12	Golden Bears	71-47	CAL
2012-13	Golden Bears	78-50	UW
2013-14	Golden Bears	70-65	UW
	Huskies	70-65	CAL

**CALIFORNIA vs. WASHINGTON STATE****Pac-12: Golden Bears lead series, 35-22**

1986-87	Golden Bears	67-66	WSU
	Golden Bears	72-68	CAL
1987-88	Cougars	79-56	WSU
	Golden Bears	84-69	CAL
1988-89	Golden Bears	80-71	CAL
	Cougars	92-89	WSU
1989-90	Golden Bears	91-64	CAL
	Cougars	87-67	WSU
1990-91	Cougars	77-60	WSU
	Golden Bears	86-80	CAL
1991-92	Cougars	83-76	WSU
	Golden Bears	69-58	CAL
1992-93	Golden Bears	75-65	WSU
	Golden Bears	79-65	CAL
1993-94	Cougars	88-82	WSU
	Cougars	77-62	CAL
1994-95	Golden Bears	87-83	CAL
	Cougars	78-64	WSU
1995-96	Cougars	90-77	CAL
	Golden Bears	91-83	WSU
1996-97	Cougars	79-53	WSU
	Cougars	83-70	CAL
1997-98	Cougars	72-65	CAL
	Cougars	87-64	WSU
1998-99	Cougars	73-54	WSU
	Golden Bears	83-68	CAL
1999-00	Cougars	72-65	WSU
	Golden Bears	65-59	CAL
2000-01	Golden Bears	69-56	CAL
	Cougars	74-59	WSU
2001-02	Golden Bears	62-50	WSU
	Golden Bears	76-63	CAL
2002-03	Golden Bears	73-61	CAL
	Cougars	67-64	WSU
2003-04	Golden Bears	85-71	WSU
	Cougars	64-59	CAL
2004-05	Golden Bears	64-56	CAL
	Cougars	69-79	WSU
	Golden Bears	70-52	SJ(5)
2005-06	Golden Bears	53-47	WSU
2006-07	Golden Bears	55-48	WSU
	Golden Bears	72-45	CAL
2007-08	Golden Bears	99-44	CAL
	Golden Bears	61-47	WSU
2008-09	Golden Bears	68-45	CAL
	Golden Bears	77-57	WSU

*since becoming a member of the Pac-12*

2009-10	Golden Bears	75-68	CAL
	Golden Bears	75-68 OT	WSU
2010-11	Cougars	77-63	WSU
	Cougars	68-66	CAL
2011-12	Golden Bears	60-55	CAL
	Golden Bears	64-49	LA(11)
2012-13	Golden Bears	73-60	WSU
2013-14	Golden Bears	87-70	WSU
	Golden Bears	75-68 (OT)	CAL
	Cougars	91-83	SEA(12)

**COLORADO vs. OREGON**

**Pac-12: Buffaloes lead series, 3-2**

2011-12	Ducks	67-62	UO
	Ducks	64-62	COLO
2012-13	Buffaloes	84-59	COLO
	Buffaloes	60-48	UO
2013-14	Buffaloes	81-75	UO

**COLORADO vs. OREGON STATE**

**Pac-12: Buffaloes lead, 3-2**

2011-12	Beavers	65-45	OSU
	Buffaloes	67-57	COLO
2012-13	Buffaloes	61-47	COLO
	Buffaloes	66-63 OT	OSU
2013-14	Beavers	75-63	OSU

**COLORADO vs. STANFORD**

**Pac-12: Cardinal lead series, 7-0**

2011-12	Cardinal	80-54	STAN
	Cardinal	68-46	COLO
2012-13	Cardinal	57-40	COLO
	Cardinal	69-56	STAN
	Cardinal	61-47	SEA(12)
2013-14	Cardinal	87-77	COLO
	Cardinal	69-54	SEA(12)

**COLORADO vs. UCLA**

**Pac-12: Buffaloes lead series, 3-2**

2011-12	Bruins	62-54	UCLA
2012-13	Bruins	62-46	COLO
2013-14	Buffaloes	61-59	UCLA
	Buffaloes	62-42	COLO
	Buffaloes	76-65	SEA(12)

**COLORADO vs. USC**

**Pac-12: Series tied, 2-2**

2011-12	Buffaloes	69-67	USC
2012-13	Buffaloes	65-49	COLO
2012-13	USC	55-45	USC
	USC	66-59	COLO

**COLORADO vs. UTAH**

**Pac-12: Buffaloes lead series, 5-2**

2011-12	Buffaloes	58-52	UTAH
	Utes	61-56	COLO
	Buffaloes	55-41	USC(10)
2012-13	Buffaloes	67-57	COLO
	Buffaloes	56-43	UTAH
2013-14	Utes	58-55	UTAH
	Buffaloes	61-45	COLO

**COLORADO vs. WASHINGTON**

**Pac-12: Huskies lead series, 3-2**

2011-12	Huskies	75-67	UW
2012-13	Buffaloes	68-61	COLO
	Buffaloes	70-59	SEA(12)
2013-14	Huskies	81-71	UW
	Huskies	87-70	COLO

**COLORADO vs. WASHINGTON STATE**

**Pac-12: Series tied, 2-2**

2011-12	Buffaloes	57-56	WSU
2012-13	Buffaloes	59-45	COLO
2013-14	Cougars	70-60	WSU
	Cougars	80-77	COLO

**OREGON vs. OREGON STATE**

**Pac-12: Ducks lead series, 40-18**

1986-87	Ducks	65-63	UO
	Ducks	71-51	OSU
1987-88	Ducks	58-47	UO
	Ducks	53-51	OSU
1988-89	Ducks	67-59	OSU
	Ducks	52-51	OSU
	Ducks	61-55	UO
1989-90	Ducks	76-61	OSU
	Ducks	82-63	UO
1990-91	Beavers	74-58	UO
	Ducks	65-63	OSU
1991-92	Ducks	83-81	OSU
	Ducks	62-59	UO
1992-93	Beavers	67-63	UO
	Beavers	66-56	OSU
1993-94	Beavers	86-68	OSU
	Ducks	54-46	UO
1994-95	Ducks	66-56	UO
	Beavers	96-86	OSU
1995-96	Beavers	58-57	OSU
	Ducks	69-60	UO
1996-97	Ducks	77-59	UO
	Ducks	76-59	OSU
1997-98	Ducks	80-57	OSU
	Ducks	77-67	UO
1998-99	Ducks	59-46	UO
	Ducks	60-52	OSU
1999-00	Ducks	68-51	OSU
	Ducks	60-53	UO
2000-01	Ducks	71-67	OSU
	Ducks	72-60	UO
2001-02	Beavers	61-53	UO
	Ducks	84-83 OT	OSU
	Ducks	50-48	UO(4)
2002-03	Beavers	67-51	OSU
	Ducks	68-58	UO
2003-04	Ducks	56-54	UO
	Beavers	75-61	OSU
2004-05	Ducks	82-58	OSU
	Ducks	64-55	UO
2005-06	Beavers	63-61	OSU
	Ducks	54-45	UO
2006-07	Beavers	65-59	UO
	Ducks	70-63	OSU
2007-08	Ducks	76-72	OSU
	Ducks	60-49	UO
2008-09	Beavers	61-42	UO
	Beavers	70-41	OSU
2009-10	Ducks	86-71	OSU
	Ducks	82-62	UO
2010-11	Ducks	81-72	UO
	Beavers	61-59	OSU
2011-12	Beavers	67-60	OSU
	Beavers	68-53	UO
2012-13	Beavers	63-53	UO
	Beavers	68-49	OSU
2013-14	Beavers	88-80	UO
	Beavers	80-74	OSU

**OREGON vs. STANFORD**

**Pac-12: Cardinal leads series, 48-7**

1986-87	Ducks	65-51	UO
	Ducks	63-54	STAN
1987-88	Cardinal	84-48	STAN
	Cardinal	65-57	UO
1988-89	Cardinal	92-69	UO
	Cardinal	107-73	STAN
1989-90	Cardinal	76-57	UO
	Cardinal	75-45	STAN
1990-91	Cardinal	88-61	STAN
	Cardinal	103-60	UO
1991-92	Cardinal	74-57	UO
	Cardinal	92-70	STAN

1992-93	Cardinal	91-72	UO
	Cardinal	86-52	STAN
1993-94	Cardinal	81-60	STAN
	Cardinal	72-60	UO
1994-95	Cardinal	70-57	UO
	Cardinal	97-55	STAN
1995-96	Cardinal	61-42	UO
	Cardinal	74-65	STAN
1996-97	Cardinal	85-61	STAN
	Cardinal	69-66	UO
1997-98	Cardinal	97-72	STAN
	Cardinal	79-71	UO
1998-99	Ducks	63-59	UO
	Cardinal	82-73	STAN
1999-00	Cardinal	78-62	STAN
	Ducks	61-57	UO
2000-01	Ducks	72-54	UO
	Cardinal	63-54	STAN
2001-02	Cardinal	91-76	UO
	Cardinal	77-72	STAN
2002-03	Cardinal	75-74	UO
	Cardinal	85-54	STAN
2003-04	Cardinal	77-51	STAN
	Ducks	67-66	UO
2004-05	Ducks	62-58	UO
	Cardinal	45-76	STAN
2005-06	Cardinal	76-64	UO
	Cardinal	79-58	STAN
2006-07	Cardinal	70-48	STAN
	Cardinal	74-56	UO
2007-08	Cardinal	83-49	STAN
	Cardinal	72-43	UO
2008-09	Cardinal	85-57	STAN
	Cardinal	68-49	UO
2009-10	Cardinal	100-80	UO
	Cardinal	104-60	STAN
2010-11	Cardinal	91-56	UO
	Cardinal	99-60	STAN
2011-12	Cardinal	93-70	STAN
	Cardinal	81-46	UO
2012-13	Cardinal	86-62	UO
	Cardinal	74-50	STAN
2013-14	Cardinal	96-66	STAN

**OREGON vs. UCLA**

**Pac-12: Bruins lead series, 31-24**

1986-87	Bruins	75-71	UCLA
	Ducks	77-57	UO
1987-88	Bruins	77-70	UCLA
	Bruins	74-65	UO
1988-89	Ducks	75-65	UO
	Ducks	76-60	UCLA
1989-90	Ducks	80-66	UO
	Bruins	79-65	UCLA
1990-91	Bruins	93-67	UCLA
	Bruins	82-74	UO
1991-92	Bruins	92-71	UCLA
	Bruins	83-76	UO
1992-93	Bruins	79-75	UCLA
	Ducks	89-78	UO
1993-94	Ducks	82-77	UO
	Ducks	76-68	UCLA
1994-95	Ducks	84-59	UCLA
	Ducks	83-65	UO
1995-96	Ducks	75-48	UO
	Bruins	83-64	UCLA
1996-97	Ducks	76-64	UCLA
	Ducks	64-61	UO
1997-98	Bruins	80-75	UO
	Bruins	82-54	UCLA
1998-99	Bruins	76-72	UCLA
	Ducks	106-79	UO
1999-00	Ducks	67-58	UCLA
	Ducks	89-72	UO

2000-01	Ducks	54-43	UO
	Bruins	70-68	UCLA
2001-02	Ducks	76-67	UCLA
	Ducks	76-54	UO
2002-03	Bruins	93-68	UO
	Bruins	56-54	UCLA
	Bruins	71-58	SJ(5)
2003-04	Bruins	63-57	UO
	Ducks	61-55	UCLA
2004-05	Bruins	54-70	UCLA
	Ducks	78-71	UO
2005-06	Bruins	82-63	UCLA
	Bruins	66-65	UO
2006-07	Bruins	77-70	UCLA
	Ducks	76-60	UO
2007-08	Bruins	63-59	UCLA
	Ducks	66-55	UO
2008-09	Ducks	73-56	UCLA
	Bruins	70-69	UO
2009-10	Bruins	104-80	UCLA
	Bruins	91-75	UO
2010-11	Bruins	87-57	UCLA
	Bruins	75-48	UO
2011-12	Ducks	83-62	UCLA
2012-13	Bruins	89-80	UO
2013-14	Bruins	88-83	UCLA
	Bruins	103-83	UO

**OREGON vs. USC**

**Pac-12: Trojans lead series, 38-17**

1986-87	Trojans	66-64	USC
	Ducks	79-78	UO
1987-88	Trojans	82-56	USC
	Trojans	68-61	UO
1988-89	Ducks	71-56	UO
	Trojans	71-68	USC
1989-90	Ducks	80-58	UO
	Trojans	66-61	USC
1990-91	Trojans	80-71	USC
	Trojans	67-44	UO
1991-92	Trojans	83-55	USC
	Trojans	81-76	UO
1992-93	Trojans	78-69	USC
	Trojans	80-61	UO
1993-94	Trojans	47-45	UO
	Trojans	84-75	USC
1994-95	Trojans	78-77	USC
	Ducks	76-50	UO
1995-96	Trojans	75-66 OT	UO
	Ducks	67-53	USC
1996-97	Trojans	73-65	USC
	Ducks	70-53	UO

2008-09	Trojans	66-56	USC
	Trojans	94-64	UO
2009-10	Ducks	85-77	USC
	Trojans	87-84	UO
	Trojans	80-75	USC(6)
2010-11	Trojans	79-76	USC
	Trojans	85-63	UO
2011-12	Trojans	92-73	USC
2012-13	Trojans	67-62	UO
2013-14	Trojans	109-85	USC
	Trojans	88-78	UO

## OREGON vs. UTAH

### Pac-12: Utes lead, 3-2

2011-12	Ducks	72-67	UO
	Utes	65-47	UTAH
2012-13	Utes	67-47	UTAH
	Utes	70-52	UO
2013-14	Utes	93-71	UO

## OREGON vs. WASHINGTON

### Pac-12: Huskies lead series, 33-29

1986-87	Huskies	69-57	UW
	Ducks	79-69	UO
1987-88	Huskies	68-67	UO
	Huskies	68-51	UW
1988-89	Huskies	71-59	UW
	Ducks	89-76	UO
1989-90	Huskies	73-57	UW
	Huskies	62-52	UO
1990-91	Huskies	55-50	UO
	Huskies	65-55	UW
1991-92	Huskies	71-66	UO
	Huskies	69-66	UW
1992-93	Huskies	87-74	UW
	Huskies	59-51	UO
1993-94	Ducks	70-67	UW
	Ducks	62-41	UO
1994-95	Ducks	83-61	UO
	Huskies	85-78	UW
1995-96	Huskies	82-66	UW
	Ducks	60-53	UO
1996-97	Ducks	67-60	UO
	Ducks	67-63	UW
1997-98	Ducks	76-59	UW
	Ducks	72-57	UO
1998-99	Ducks	70-56	UO
	Ducks	67-57	UW
1999-00	Ducks	65-71	UO
	Ducks	70-69	UW
2000-01	Ducks	67-53	UW
	Ducks	64-60	UO
2001-02	Ducks	69-56	UO
	Huskies	88-80	UW
	Ducks	78-64	UO(3)
	Ducks	77-73	UW(4)
2002-03	Huskies	79-60	UW
	Huskies	75-59	UO
2003-04	Huskies	95-50	UW
	Huskies	67-56	UO
2004-05	Ducks	86-77	UO
	Huskies	57-81	UW
	Ducks	64-50	SJ(5)
2005-06	Ducks	81-73	UO
	Huskies	61-55	UW
2006-07	Huskies	60-56	UO
	Huskies	61-46	UW
2007-08	Ducks	66-64	UO
	Huskies	61-60	UW
2008-09	Ducks	75-55	UW
	Ducks	77-69	UO
	Huskies	69-43	USC(6)
2009-10	Ducks	82-71	UO
	Huskies	62-53	UW
2010-11	Ducks	68-64	UO
	Huskies	90-76	UO

2011-12	Ducks	88-86	UO
	Huskies	72-69	UW
	Huskies	72-56	USC(10)
2012-13	Huskies	66-53	UW
	Huskies	97-71	UO
	Huskies	69-62	SEA(12)
2013-14	Ducks	101-85	UO
	Huskies	108-100	UW

## OREGON vs. WASHINGTON STATE

### Pac-12: Ducks lead series, 46-14

1986-87	Ducks	101-55	WSU
	Ducks	74-70	UO
1987-88	Ducks	78-59	UO
	Ducks	64-62	WSU
1988-89	Cougars	80-77	WSU
	Ducks	87-76	UO
1989-90	Ducks	68-65	WSU
	Ducks	62-52	UO
1990-91	Cougars	102-69	UO
	Cougars	76-72	WSU
1991-92	Ducks	69-54	UO
	Ducks	65-60	WSU
1992-93	Cougars	66-54	UO
	Ducks	88-75	WSU
1993-94	Ducks	70-69	WSU
	Ducks	80-62	UO
1994-95	Ducks	84-66	UO
	Ducks	81-75	WSU
1995-96	Cougars	72-59	WSU
	Ducks	58-49	UO
1996-97	Ducks	80-46	UO
	Ducks	62-52	WSU
1997-98	Ducks	94-71	Hawaii(7)
	Ducks	62-57	WSU
	Ducks	61-51	UO
1998-99	Ducks	72-64	UO
	Ducks	65-54	WSU
1999-00	Ducks	77-65	UO
	Ducks	73-68	WSU
2000-01	Cougars	67-64	WSU
	Cougars	77-76	UO
2001-02	Ducks	76-47	UO
	Ducks	88-47	WSU
	Ducks	85-67	UO(3)
2002-03	Ducks	73-69	WSU
	Ducks	85-52	UO
2003-04	Ducks	60-50	WSU
	Ducks	74-52	UO
2004-05	Ducks	69-50	UO
	Ducks	62-47	WSU
2005-06	Ducks	54-50	UO
	Cougars	68-53	WSU
2006-07	Ducks	66-55	UO
	Ducks	51-34	WSU
2007-08	Ducks	64-45	UO
	Ducks	70-67	WSU
	Ducks	66-45	SJ(5)
2008-09	Ducks	57-41	WSU
	Cougars	58-45	UO
2009-10	Ducks	98-92	UO
	Cougars	67-53	WSU
2010-11	Ducks	77-72	UO
	Cougars	90-96	WSU
2011-12	Cougars	75-47	UO
	Ducks	67-62	WSU
2012-13	Ducks	70-68	WSU
	Ducks	65-60	UO
2013-14	Ducks	82-66	UO
	Cougars	108-88	WSU
	Cougars	107-100	SEA(12)

## OREGON STATE vs. STANFORD

### Pac-12: Cardinal leads series, 50-6

1986-87	Beavers	70-53	OSU
	Cardinal	58-56	STAN
1987-88	Cardinal	71-48	STAN
	Cardinal	65-56	OSU
1988-89	Cardinal	74-65	OSU
	Cardinal	93-56	STAN
1989-90	Cardinal	84-62	OSU
	Cardinal	94-48	STAN
1990-91	Cardinal	99-81	STAN
	Beavers	87-61	OSU
1991-92	Beavers	75-69	OSU
	Cardinal	103-68	STAN
1992-93	Cardinal	70-60	OSU
	Cardinal	84-69	STAN
1993-94	Cardinal	88-67	STAN
	Cardinal	81-60	OSU
1994-95	Beavers	78-73	OSU
	Cardinal	76-66	STAN
1995-96	Cardinal	69-54	OSU
	Cardinal	86-62	STAN
1996-97	Cardinal	72-54	STAN
	Cardinal	79-67	OSU
1997-98	Cardinal	93-66	STAN
	Cardinal	97-74	OSU
1998-99	Cardinal	83-63	OSU
	Cardinal	73-61	STAN
1999-00	Cardinal	78-58	STAN
	Cardinal	58-54	OSU
2000-01	Beavers	81-65	OSU
	Cardinal	87-76	STAN
2001-02	Cardinal	91-54	STAN
	Cardinal	89-67	OSU
	Cardinal	71-55	UO(3)
2002-03	Cardinal	62-51	OSU
	Cardinal	71-46	STAN
2003-04	Cardinal	88-65	STAN
	Cardinal	67-66	OSU
2004-05	Cardinal	45-83	STAN
	Cardinal	41-84	OSU
2005-06	Cardinal	80-60	OSU
	Cardinal	87-54	STAN
2006-07	Cardinal	69-55	STAN
	Cardinal	70-55	OSU
2007-08	Cardinal	81-45	STAN
	Cardinal	69-59	OSU
	Cardinal	64-41	SJ(5)
2008-09	Cardinal	69-54	OSU
	Cardinal	72-43	STAN
2009-10	Cardinal	63-47	STAN
	Cardinal	82-48	OSU
2010-11	Cardinal	74-44	OSU
	Cardinal	73-37	STAN
2011-12	Cardinal	67-60	STAN
	Cardinal	78-45	OSU
2012-13	Cardinal	65-45	OSU
	Cardinal	90-53	STAN
2013-14	Cardinal	89-67	STAN

## since becoming a member of the Pac-12

1993-94	Bruins	76-61	OSU
	Beavers	83-62	UCLA
1994-95	Bruins	84-73	UCLA
	Beavers	95-75	OSU
1995-96	Beavers	82-70	OSU
	Bruins	68-56	UCLA
1996-97	Bruins	77-54	UCLA
	Bruins	79-68	OSU
1997-98	Bruins	76-72	OSU
	Bruins	81-70	UCLA
1998-99	Bruins	105-50	UCLA
	Bruins	90-68	OSU
1999-00	Bruins	83-60	UCLA
	Beavers	72-52	OSU
2000-01	Beavers	71-58	OSU
	Beavers	65-57	UCLA
2001-02	Beavers	79-65	UCLA
	Beavers	77-36	OSU
2002-03	Bruins	58-54	OSU
	Bruins	82-71	UCLA
2003-04	Beavers	82-68	OSU
	Bruins	91-58	UCLA
2004-05	Bruins	45-73	UCLA
	Bruins	54-74	OSU
2005-06	Bruins	79-64	UCLA
	Bruins	72-59	OSU
2006-07	Beavers	56-52	UCLA
	Bruins	75-65	OSU
2007-08	Bruins	74-70	UCLA
	Bruins	55-52	OSU
2008-09	Bruins	60-53	UCLA
	Beavers	61-58	OSU
	Bruins	61-58	USC(6)
2009-10	Bruins	70-44	UCLA
	Bruins	74-53	OSU
	Bruins	60-44	USC(6)
2010-11	Bruins	58-46	UCLA
	Bruins	58-48	OSU
2011-12	Bruins	69-60	UCLA
2012-13	Bruins	68-64	OSU
2013-14	Bruins	66-63	UCLA
	Beavers	70-54	OSU

## OREGON STATE vs. USC

### Pac-12: Trojans lead series, 38-19

1986-87	Trojans	99-82	USC
	Trojans	101-84	OSU
1987-88	Trojans	73-62	USC
	Trojans	67-62	OSU
1988-89	Trojans	65-56	OSU
	Trojans	86-68	USC
1989-90	Trojans	50-46	OSU
	Trojans	64-49	USC
1990-91	Beavers	73-71	USC
	Beavers	65-60	OSU
1991-92	Trojans	84-45	USC
	Trojans	78-66	OSU
1992-93	Trojans	82-57	USC
	Beavers	64-59	OSU
1993-94	Trojans	63-56	OSU
	Trojans	69-64	USC
1994-95	Beavers	69-56	USC
	Beavers	92-59	OSU
1995-96	Beavers	64-62	OSU
	Trojans	67-66	USC
1996-97	Trojans	85-72	USC
	Trojans	86-80	OSU
1997-98	Beavers	57-52	OSU
	Trojans	80-68	USC
1998-99	Trojans	53-49	USC
	Beavers	55-49	OSU
1999-00	Beavers	57-53	USC
	Beavers	73-66	OSU
2000-01	Trojans	69-67	OT
	Beavers	78-68	USC

## OREGON STATE vs. UCLA

### Pac-12: Bruins lead series, 39-17

1986-87	Beavers	74-69	UCLA
	Bruins	65-53	OSU
1987-88	Bruins	66-51	UCLA
	Bruins	77-60	OSU
1988-89	Beavers	81-58	OSU
	Bruins	77-61	UCLA
1989-90	Bruins	82-60	OSU
	Bruins	74-55	UCLA
1990-91	Bruins	66-55	UCLA
	Beavers	89-83	OSU
1991-92	Bruins	89-71	UCLA
	Bruins	71-70	OSU
1992-93	Beavers	71-67	UCLA
	Beavers	71-68	OSU

**since becoming a member of the Pac-12**

2001-02	Trojans	69-65	USC
	Trojans	60-58	OSU
	Beavers	69-68	UO(3)
2002-03	Beavers	63-61	OSU
	Trojans	87-44	USC
2003-04	Beavers	72-67	OSU
	Beavers	73-66	USC
2004-05	Trojans	51-62	USC
	Trojans	59-69	OSU
2005-06	Trojans	72-62	USC
	Beavers	67-64	OSU
2006-07	Trojans	59-51	USC
	Trojans	68-65	OSU
2007-08	Trojans	59-47	USC
	Beavers	55-54	OSU
2008-09	Trojans	78-54	USC
	Beavers	61-58	OSU
2009-10	Trojans	61-34	USC
	Trojans	53-50	OSU
2010-11	Trojans	53-45	USC
	Trojans	70-51	OSU
2011-12	Beavers	65-61	OT USC
2012-13	Trojans	56-55	OSU
	Trojans	64-57	SEA(12)
2013-14	Trojans	81-60	USC
	Beavers	58-48	OSU
	Trojans	72-61	SEA(12)

**OREGON STATE vs. UTAH**
**Pac-12: Beavers lead series, 4-2**

2011-12	Beavers	62-49	OSU
	Utah	63-56	OT UTAH
2012-13	Utah	66-40	UTAH
	Beavers	54-46	OSU
2013-14	Beavers	60-47	OSU
	Beavers	50-35	SEA(12)

**OREGON STATE vs. WASHINGTON**
**Pac-12: Huskies lead series, 40-19**

1986-87	Huskies	67-51	UW
	Huskies	69-67	OSU
1987-88	Huskies	68-50	OSU
	Huskies	77-49	UW
1988-89	Huskies	71-60	UW
	Huskies	75-63	OSU
1989-90	Huskies	69-47	UW
	Huskies	73-56	OSU
1990-91	Beavers	84-67	OSU
	Huskies	68-61	UW
1991-92	Huskies	59-48	OSU
	Huskies	73-70	UW
1992-93	Huskies	71-57	OSU
	Huskies	81-71	UW
1993-94	Huskies	94-61	UW
	Beavers	67-59	OSU
1994-95	Huskies	63-58	OSU
	Beavers	74-70	UW
1995-96	Beavers	69-66	UW
	Beavers	78-72	OSU
1996-97	Huskies	69-54	OSU
	Huskies	72-68	UW
1997-98	Huskies	78-64	UW
	Huskies	84-74	OSU
1998-99	Huskies	72-67	OSU
	Huskies	73-64	UW
1999-00	Beavers	78-59	OSU
	Beavers	57-50	UW
2000-01	Huskies	69-67	UW
	Huskies	77-70	OSU
2001-02	Huskies	74-58	OSU
	Beavers	73-71	OT UW
2002-03	Huskies	82-56	UW
	Beavers	100-86	OSU
2003-04	Huskies	87-74	UW
	Beavers	62-59	OSU

2004-05	Huskies	64-75	OSU
	Huskies	53-84	OSU
	Huskies	66-81	SJ(5)
2005-06	Huskies	70-53	OSU
	Huskies	66-51	UW
2006-07	Huskies	71-67	OT OSU
	Huskies	70-59	UW
2007-08	Beavers	68-64	OSU
	Huskies	58-53	UW
2008-09	Beavers	69-55	UW
	Beavers	77-63	OSU
2009-10	Huskies	69-64	UW
	Huskies	67-49	OSU
	Beavers	52-42	USC(6)
2010-11	Huskies	55-52	OSU
	Beavers	51-46	UW
2011-12	Beavers	60-55	OSU
	Beavers	78-73	UW
	Huskies	55-49	OSU
2012-13	Huskies	81-77	OT UW
	Huskies	49-44	OSU
2013-14	Beavers	75-68	OSU
	Beavers	77-57	UW

**OREGON STATE vs. WASHINGTON STATE**
**Pac-12: Beavers lead series, 37-23**

1986-87	Beavers	74-68	WSU
	Beavers	85-68	OSU
1987-88	Beavers	54-53	OSU
	Cougars	77-64	WSU
1988-89	Beavers	66-63	WSU
	Cougars	68-66	OSU
1989-90	Cougars	100-57	WSU
	Beavers	69-63	OSU
1990-91	Cougars	87-63	OSU
	Cougars	61-59	WSU
1991-92	Beavers	81-69	OSU
	Cougars	77-74	WSU
1992-93	Beavers	75-55	OSU
	Cougars	68-67	WSU
1993-94	Cougars	82-77	WSU
	Beavers	81-76	OSU
1994-95	Beavers	80-71	OSU
	Cougars	84-79	WSU
1995-96	Cougars	64-63	WSU
	Beavers	87-50	OSU
1996-97	Beavers	77-58	OSU
	Beavers	67-60	WSU
1997-98	Cougars	69-57	WSU
	Cougars	75-67	OSU
1998-99	Beavers	57-54	OSU
	Cougars	70-52	WSU
1999-00	Beavers	72-52	OSU
	Beavers	65-62	WSU
2000-01	Beavers	64-46	WSU
	Beavers	94-60	OSU
2001-02	Beavers	57-33	OSU
	Beavers	74-52	WSU
2002-03	Beavers	65-62	WSU
	Beavers	62-46	OSU
2003-04	Beavers	62-51	WSU
	Beavers	65-55	OSU
	Beavers	62-42	SJ
2004-05	Beavers	83-55	OSU
	Cougars	63-68	WSU
2005-06	Beavers	68-67	OT OSU
	Beavers	59-50	WSU
	Beavers	77-38	SJ(5)
2006-07	Cougars	58-41	OSU
	Beavers	66-61	WSU
2007-08	Beavers	60-35	OSU
	Cougars	56-52	WSU
2008-09	Cougars	65-52	WSU
	Beavers	52-42	OSU

2009-10	Beavers	63-49	OSU
	Beavers	50-45	WSU
2010-11	Cougars	58-50	OSU
	Cougars	67-64	WSU
2011-12	Cougars	61-54	OT OSU
	Beavers	51-39	WSU
	Cougars	65-56	USC(10)
2012-13	Cougars	76-73	OT WSU
	Cougars	51-49	OSU
2013-14	Beavers	72-57	OSU
	Beavers	67-53	WSU
	Beavers	70-60	SEA(12)

**STANFORD vs. UCLA**
**Pac-12: Cardinal leads series, 55-9**

1986-87	Cardinal	62-60	STAN
	Bruins	64-49	UCLA
1987-88	Bruins	74-64	UCLA
	Bruins	75-74	STAN
1988-89	Cardinal	73-71	UCLA
	Cardinal	104-66	STAN
1989-90	Cardinal	98-80	UCLA
	Cardinal	91-65	STAN
1990-91	Cardinal	77-69	STAN
	Cardinal	91-77	UCLA
1991-92	Cardinal	95-92	STAN
	Cardinal	92-69	UCLA
1992-93	Cardinal	79-70	STAN
	Cardinal	71-54	UCLA
1993-94	Bruins	80-73	UCLA
	Cardinal	94-82	STAN
1994-95	Cardinal	88-49	STAN
	Cardinal	84-49	UCLA
1995-96	Cardinal	81-77	STAN
	Cardinal	61-59	UCLA
1996-97	Cardinal	74-62	UCLA
	Cardinal	98-68	STAN
1997-98	Cardinal	75-70	UCLA
	Cardinal	105-80	STAN
1998-99	Bruins	80-72	STAN
	Cardinal	87-84	UCLA
1999-00	Cardinal	83-68	STAN
	Bruins	64-61	UCLA
2000-01	Cardinal	60-52	UCLA
	Cardinal	83-69	STAN
2001-02	Cardinal	81-50	STAN
	Cardinal	98-80	UCLA
	Cardinal	96-61	UO(3)
2002-03	Cardinal	80-78	UCLA
	Cardinal	79-61	STAN
	Cardinal	69-64	SJ(3)
2003-04	Cardinal	78-71	OT UCLA
	Cardinal	63-54	STAN
	Cardinal	70-66	SJ(5)
2004-05	Cardinal	100-75	STAN
	Cardinal	81-68	UCLA
2005-06	Cardinal	91-68	STAN
	Bruins	90-80	UCLA
	Bruins	85-76	OT SJ(5)
2006-07	Cardinal	68-59	UCLA
	Cardinal	65-54	STAN
2007-08	Bruins	69-56	UCLA
	Cardinal	75-62	STAN
	Cardinal	78-45	SJ(5)
2008-09	Cardinal	68-51	STAN
	Cardinal	69-58	UCLA
	Cardinal	73-47	USC(6)
2009-10	Cardinal	65-61	UCLA
	Cardinal	74-53	STAN
	Cardinal	70-46	USC(6)
2010-11	Cardinal	64-38	STAN
	Cardinal	67-53	UCLA
	Cardinal	64-55	USC(9)
2011-12	Cardinal	77-50	UCLA
	Cardinal	82-59	STAN

2012-13	Cardinal	75-49	STAN
	Cardinal	68-57	UCLA
	Cardinal	51-49	SEA(12)
2013-14	Cardinal	72-55	STAN
	Cardinal	65-56	UCLA

**STANFORD vs. USC**
**Pac-12: Cardinal leads series, 52-10**

1986-87	Trojans	72-59	STAN
	Trojans	79-57	STAN
1987-88	Trojans	87-69	USC
	Cardinal	77-67	STAN
1988-89	Cardinal	89-50	USC
	Cardinal	100-85	STAN
1989-90	Cardinal	98-64	USC
	Cardinal	86-60	STAN
1990-91	Cardinal	77-69	STAN
	Cardinal	76-58	USC
1991-92	Cardinal	87-72	STAN
	Cardinal	73-51	USC
	Cardinal	82-62	UW(2)
1992-93	Trojans	67-57	USC
	Cardinal	76-67	STAN
1993-94	Trojans	83-71	USC
	Cardinal	80-50	STAN
1994-95	Cardinal	109-53	STAN
	Cardinal	71-52	USC
1995-96	Cardinal	87-66	STAN
	Cardinal	77-54	USC
1996-97	Cardinal	77-76	USC
	Cardinal	103-69	STAN
1997-98	Cardinal	89-55	USC
	Cardinal	91-63	STAN
1998-99	Cardinal	69-49	STAN
	Cardinal	60-59	USC
1999-00	Cardinal	69-56	STAN
	Cardinal	66-64	USC
2000-01	Cardinal	89-75	USC
	Trojans	62-59	STAN
2001-02	Cardinal	78-66	STAN
	Cardinal	78-60	USC
2002-03	Trojans	75-72	USC
	Cardinal	63-55	STAN
2003-04	Trojans	59-56	USC
	Cardinal	75-57	STAN
2004-05	Cardinal	94-58	STAN
	Cardinal	88-62	USC
	Cardinal	73-69	SJ(5)
2005-06	Cardinal	77-56	STAN
	Cardinal	78-69	USC
	Cardinal	73-44	SJ(5)
2006-07	Cardinal	62-46	USC
	Cardinal	56-53	STAN
	Cardinal	67-52	SJ(5)
2007-08	Trojans	73-72	USC
	Cardinal	77-51	STAN
2008-09	Cardinal	81-53	STAN
	Cardinal	85-74	USC
	Cardinal	89-64	USC(6)
2009-10	Cardinal	82-62	USC
	Cardinal	77-39	STAN
2010-11	Cardinal	95-51	STAN
	Cardinal	78-64	USC
2011-12	Cardinal	61-53	USC
	Cardinal	69-52	STAN
2012-13	Cardinal	75-66	STAN
	Cardinal	79-55	USC
2013-14	Cardinal	86-59	STAN
	Cardinal	64-59	USC
	Trojans	72-68	SEA(12)

STANFORD vs. UTAH

**Pac-12: Cardinal leads series, 5-0**

2011-12	Cardinal	62-43	UTAH
	Cardinal	69-42	STAN
2012-13	Cardinal	70-56	UTAH
	Cardinal	65-44	STAN
2013-14	Cardinal	87-61	UTAH

STANFORD vs. WASHINGTON

**Pac-12: Cardinal leads series, 42-13**

1986-87	Huskies	86-59	UW
	Huskies	67-57	STAN
1987-88	Huskies	77-60	UW
	Cardinal	70-66	STAN
1988-89	Cardinal	72-60	STAN
	Cardinal	69-65	UW
1989-90	Cardinal	102-62	STAN
	Huskies	81-78	UW
1990-91	Cardinal	75-71	UW
	Huskies	69-68	STAN
	Cardinal	73-47	(1)
1991-92	Cardinal	79-69	UW
	Cardinal	83-61	STAN
1992-93	Huskies	73-70	UW
	Cardinal	86-62	STAN
1993-94	Huskies	78-61	UW
	Cardinal	97-70	STAN
1994-95	Cardinal	68-54	STAN
	Cardinal	55-50	UW
1995-96	Cardinal	67-54	STAN
	Cardinal	59-54	UW
1996-97	Cardinal	90-64	UW
	Cardinal	106-76	STAN
1997-98	Cardinal	90-70	STAN
	Cardinal	71-59	UW
1998-99	Cardinal	70-63	UW
	Huskies	74-62	STAN
1999-00	Huskies	85-83	UW
	Cardinal	76-46	STAN
2000-01	Cardinal	76-68	STAN
	Huskies	95-87	UW
2001-02	Cardinal	75-67	UW
	Cardinal	81-65	STAN
2002-03	Cardinal	77-63	STAN
	Huskies	92-68	UW
2003-04	Cardinal	77-69	UW
	Cardinal	85-59	STAN
2004-05	Cardinal	74-61	STAN
	Cardinal	82-60	UW
2005-06	Huskies	77-72	UW
	Cardinal	100-69	STAN
2006-07	Cardinal	77-56	UW
	Cardinal	80-54	STAN
2007-08	Cardinal	77-42	STAN
	Cardinal	73-53	UW
2008-09	Cardinal	112-35	STAN
	Cardinal	76-54	UW
2009-10	Cardinal	66-51	STAN
	Cardinal	58-36	UW
2010-11	Cardinal	80-51	UW
	Cardinal	62-52	STAN
2011-12	Cardinal	65-47	STAN
	Cardinal	76-57	USC(10)
2012-13	Cardinal	71-36	UW
2013-14	Huskies	87-82	UW
	Cardinal	83-60	STAN

STANFORD vs. WASHINGTON STATE

**Pac-12: Cardinal leads series, 55-0**

1986-87	Cardinal	71-67	WSU
	Cardinal	73-61	STAN
1987-88	Cardinal	59-54	WSU
	Cardinal	66-53	STAN
1988-89	Cardinal	89-60	STAN
	Cardinal	89-67	WSU

1989-90	Cardinal	92-70	STAN
	Cardinal	90-64	WSU
1990-91	Cardinal	80-74	WSU
	Cardinal	93-63	STAN
1991-92	Cardinal	89-71	WSU
	Cardinal	86-63	STAN
1992-93	Cardinal	78-44	WSU
	Cardinal	100-56	STAN
1993-94	Cardinal	82-67	WSU
	Cardinal	87-58	STAN
1994-95	Cardinal	94-59	STAN
	Cardinal	81-47	WSU
1995-96	Cardinal	66-50	STAN
	Cardinal	87-63	WSU
1996-97	Cardinal	84-75	WSU
	Cardinal	82-45	STAN
1997-98	Cardinal	91-53	STAN
	Cardinal	92-74	WSU
1998-99	Cardinal	77-65	WSU
	Cardinal	77-54	STAN
1999-00	Cardinal	83-67	WSU
	Cardinal	78-73	STAN
2000-01	Cardinal	84-67	STAN
	Cardinal	87-78	WSU
2001-02	Cardinal	104-57	WSU
	Cardinal	76-50	STAN
2002-03	Cardinal	85-56	STAN
	Cardinal	84-41	WSU
2003-04	Cardinal	90-69	WSU
	Cardinal	91-67	STAN
2004-05	Cardinal	72-39	STAN
	Cardinal	69-56	WSU
2005-06	Cardinal	76-56	WSU
	Cardinal	78-47	STAN
2006-07	Cardinal	63-55	WSU
	Cardinal	60-34	STAN
2007-08	Cardinal	105-47	STAN
	Cardinal	74-52	WSU
2008-09	Cardinal	102-53	STAN
	Cardinal	76-46	WSU
2009-10	Cardinal	80-43	STAN
	Cardinal	98-67	WSU
2010-11	Cardinal	94-50	WSU
	Cardinal	100-59	STAN
2011-12	Cardinal	75-41	STAN
2012-13	Cardinal	72-50	WSU
	Cardinal	79-60	SEA(12)
2013-14	Cardinal	77-69	WSU
	Cardinal	84-64	STAN

UCLA vs. USC

**Pac-12: Trojans lead series, 37-21**

1986-87	Trojans	76-72	UCLA
	Trojans	81-75	USC
1987-88	Trojans	67-56	UCLA
	Trojans	86-63	USC
1988-89	Bruins	72-62	USC
	Trojans	90-75	UCLA
1989-90	Bruins	83-68	USC
	Bruins	76-72	UCLA
1990-91	Trojans	73-69	UCLA
	Bruins	83-79	USC
1991-92	Trojans	62-60	USC
	Trojans	73-71	USC
1992-93	Trojans	73-60	USC
	Trojans	66-57	UCLA
1993-94	Trojans	85-70	USC
	Trojans	83-66	UCLA
1994-95	Trojans	56-55	UCLA
	Trojans	70-65	USC
1995-96	Trojans	96-77	USC
	Bruins	80-64	UCLA
1996-97	Trojans	60-56	UCLA
	Trojans	87-74	USC
1997-98	Bruins	74-68	USC
	Bruins	87-73	UCLA

1998-99	Bruins	94-53	UCLA
	Bruins	82-64	USC
1999-00	Bruins	82-62	UCLA
	Trojans	69-73	USC
2000-01	Bruins	65-53	UCLA
	Trojans	61-56	USC
2001-02	Trojans	67-57	UCLA
	Trojans	71-58	USC
2002-03	Bruins	72-64	UCLA
	Trojans	72-68	USC
2003-04	Trojans	64-51	USC
	Bruins	68-64	UCLA
2004-05	Bruins	62-61	UCLA
	Trojans	77-80	USC
2005-06	Trojans	73-70	USC
	Trojans	77-73	UCLA
2006-07	Trojans	75-72	UCLA
	Trojans	62-55	USC
2007-08	Trojans	64-56	USC
	Trojans	49-36	UCLA
	Bruins	73-52	SJ(10)
2008-09	Bruins	87-75	UCLA
	Trojans	87-76	USC
2009-10	Trojans	70-63	USC
	Bruins	74-56	UCLA
	Bruins	59-53	USC(6)
2010-11	Bruins	61-42	UCLA
	Bruins	74-67	USC
2011-12	Trojans	47-43	UCLA
	Trojans	66-54	USC
2012-13	Bruins	68-54	USC
	Bruins	63-58	UCLA
2013-14	Bruins	56-54	UCLA
	Trojans	54-68	USC

UCLA vs. UTAH

**Pac-12: Bruins lead series, 5-0**

2011-12	Bruins	65-60	UTAH
2012-13	Bruins	70-42	UCLA
	Bruins	54-43	SEA(12)
2013-14	Bruins	55-38	UCLA
	Bruins	62-52	UTAH

UCLA vs. WASHINGTON

**Pac-12: Huskies lead series, 31-24**

1986-87	Huskies	77-64	UW
	Huskies	82-69	UCLA
1987-88	Huskies	82-76	UW
	Huskies	84-70	UCLA
1988-89	Huskies	79-68	UW
	Huskies	64-62	UCLA
1989-90	Huskies	76-63	UCLA
	Huskies	83-68	UW
1990-91	Huskies	75-71	UW
	Huskies	64-54	UCLA
1991-92	Bruins	91-60	UCLA
	Bruins	65-62	UW
1992-93	Bruins	68-59	UCLA
	Huskies	80-72	UW
1993-94	Huskies	86-81	UCLA
	Bruins	65-62	UW
1994-95	Huskies	81-68	UW
	Huskies	57-54	UCLA
1995-96	Huskies	78-66	UCLA
	Huskies	70-48	UW
1996-97	Huskies	98-75	UW
	Huskies	76-75	UCLA
1997-98	Bruins	80-59	UW
	Bruins	96-72	UCLA
1998-99	Bruins	90-53	UCLA
	Huskies	96-85	UW
1999-00	Bruins	90-54	UCLA
	Bruins	85-66	UW
2000-01	Huskies	73-54	UW
	Bruins	81-56	UCLA

*since becoming a member of the Pac-12*

2001-02	Huskies	86-53	UW
	Huskies	68-48	UCLA
2002-03	Bruins	72-46	UCLA
	Huskies	111-77	UW
2003-04	Bruins	65-60	UCLA
	Huskies	64-59	UW
2004-05	Bruins	74-62	UW
	Bruins	86-81	UCLA
2005-06	Huskies	96-75	UW
	Bruins	83-75	UCLA
2006-07	Huskies	72-67	UW
	Bruins	73-67	UCLA
2007-08	Bruins	59-57	UW
	Bruins	75-68	UCLA
2008-09	Bruins	74-66	UCLA
	Huskies	59-49	UW
2009-10	Bruins	69-65	UW
	Bruins	73-55	UCLA
2010-11	Bruins	60-48	UW
	Bruins	60-42	UCLA
2011-12	Bruins	79-73	OT UCLA
	Huskies	67-59	UW
2012-13	Bruins	85-68	UCLA
	Bruins	65-61	UW
2013-14	Huskies	70-58	UCLA

UCLA vs. WASHINGTON STATE

**Pac-12: Bruins lead series, 49-7**

1986-87	Bruins	67-63	WSU
	Bruins	81-56	UCLA
1987-88	Cougars	53-52	WSU
	Bruins	74-60	UCLA
1988-89	Bruins	82-69	WSU
	Bruins	91-72	UCLA
1989-90	Bruins	84-74	UCLA
	Cougars	84-72	WSU
1990-91	Cougars	78-77	WSU
	Bruins	78-70	UCLA
1991-92	Bruins	80-75	UCLA
	Bruins	76-68	WSU
1992-93	Bruins	82-75	UCLA
	Bruins	77-74	WSU
1993-94	Bruins	108-76	UCLA
	Bruins	81-74	WSU
1994-95	Cougars	85-80	WSU
	Bruins	71-57	UCLA
1995-96	Bruins	85-75	UCLA
	Cougars	88-81	OT WSU
1996-97	Bruins	77-73	WSU
	Bruins	85-63	UCLA
1997-98	Bruins	76-70	UCLA
	Bruins	80-74	UCLA
1998			



2009-10	Bruins	59-56	WSU
	Bruins	93-58	UCLA
2010-11	Bruins	80-55	WSU
	Bruins	66-48	UCLA
2011-12	Bruins	73-52	UCLA
	Cougars	76-65	WSU
2012-13	Bruins	78-52	UCLA
	Bruins	80-65	WSU
2013-14	Bruins	79-72	UCLA

**USC vs. UTAH**  
**Pac-12: Series tied, 2-2**

2011-12	Utes	63-55	UTAH
2012-13	Utes	63-60	USC
2013-14	Trojans	55-47	USC
	Trojans	67-57	UTAH

**USC vs. WASHINGTON**  
**Pac-12: Huskies lead series, 33-27**

1986-87	Huskies	73-61	UW
	Trojans	91-67	USC
1987-88	Huskies	82-80	UW
	Trojans	77-74	USC
1988-89	Huskies	104-73	UW
	Huskies	75-67	USC
1989-90	Huskies	68-47	USC
	Huskies	76-40	UW
1990-91	Huskies	77-63	UW
	Trojans	69-62	USC
1991-92	Trojans	74-67	USC
	Trojans	62-58	UW
1992-93	Trojans	74-61	USC
	Trojans	46-45	UW
1993-94	Trojans	81-70	USC
	Huskies	63-55	UW
1994-95	Huskies	67-53	UW
	Huskies	75-72	USC
1995-96	Huskies	69-67	USC
	Huskies	73-67	UW
1996-97	Trojans	69-68	UW
	Huskies	71-66	USC
1997-98	Huskies	67-60	UW
	Trojans	65-63	USC
1998-99	Huskies	79-71	USC
	Huskies	74-54	UW
1999-00	Trojans	77-66	USC
	Trojans	88-76 OT	UW
2000-01	Huskies	91-79 OT	UW
	Trojans	88-76	USC
2001-02	Huskies	80-79 OT	UW
	Huskies	69-63	USC
	Huskies	97-87	UW (4)
2002-03	Huskies	83-81 OT	USC
	Huskies	94-76	UW
	Huskies	64-63	SJ (5)
2003-04	Trojans	70-50	USC
	Huskies	72-70	UW
	Huskies	67-50	SJ(5)
2004-05	Trojans	62-52	UW
	Trojans	73-68	USC
2005-06	Trojans	64-61	UW
	Huskies	87-79 OT2	USC
	Trojans	70-67	SJ(5)
2006-07	Huskies	76-60	UW
	Trojans	78-58	USC
	Trojans	81-77	SJ(5)
2007-08	Huskies	60-45	UW
	Trojans	68-52	USC
2008-09	Trojans	90-82	USC
	Trojans	77-53	UW
2009-10	Trojans	69-65	UW
	Trojans	56-51	USC
2010-11	Trojans	60-51	UW
	Trojans	65-61 OT	USC

2011-12	Huskies	67-61	USC
	Trojans	62-55	UW
2012-13	Trojans	81-72	USC
	Huskies	61-58	UW
2013-14	Huskies	63-55	USC

**USC vs. WASHINGTON STATE**  
**Pac-12: Trojans lead series, 43-15**

1986-87	Trojans	95-55	WSU
	Trojans	89-55	USC
1987-88	Cougars	77-60	WSU
	Trojans	86-64	USC
1988-89	Cougars	85-69	WSU
	Trojans	87-67	USC
1989-90	Cougars	70-59	USC
	Cougars	73-64	WSU
1990-91	Cougars	74-47	WSU
	Trojans	69-51	USC
1991-92	Trojans	71-65	USC
	Trojans	67-63	WSU
1992-93	Trojans	69-63	USC
	Trojans	55-52	WSU
1993-94	Trojans	101-70	USC
	Trojans	82-62	WSU
1994-95	Cougars	62-61	WSU
	Trojans	92-64	USC
1995-96	Cougars	90-86	USC
	Trojans	87-81	WSU
1996-97	Trojans	70-63	WSU
	Trojans	101-59	USC
1997-98	Trojans	57-48	WSU
	Cougars	68-65	USC
1998-99	Cougars	65-58	USC
	Cougars	61-53	WSU
1999-00	Trojans	71-61	USC
	Trojans	62-59	WSU
2000-01	Cougars	79-78	WSU
	Trojans	84-51	USC
2001-02	Trojans	87-66	WSU
	Trojans	79-38	USC
2002-03	Trojans	92-44	USC
	Trojans	89-36	WSU
	Trojans	53-46	SJ(5)
2003-04	Trojans	82-52	USC
	Trojans	83-47	WSU
2004-05	Trojans	77-75	WSU
	Trojans	69-62	USC
2005-06	Trojans	81-60	WSU
	Trojans	75-67	USC
2006-07	Trojans	62-56	WSU
	Trojans	65-47	USC
2007-08	Trojans	62-58	WSU
	Trojans	64-46	USC
2008-09	Trojans	75-57	USC
	Trojans	68-57	WSU
2009-10	Trojans	61-51	WSU
	Cougars	64-52	USC
2010-11	Trojans	72-57	WSU
	Trojans	74-67	USC
	Trojans	78-66	USC(8)
2011-12	Trojans	67-62	USC
	Trojans	65-54	WSU
	Trojans	69-55	USC(10)
2012-13	Trojans	61-59	USC
	Cougars	57-54	WSU
2013-14	Cougars	79-75	USC

**UTAH vs. WASHINGTON**

**Pac-12: Series tied, 3-3**

2011-12	Utes	49-36 OT	UW
	Huskies	52-39	UW(4)
2012-13	Utes	60-48	UTAH
2013-14	Huskies	53-52(OT)	UW
	Huskies	67-66	UTAH
	Utes	65-53	SEA(12)

**UTAH vs. WASHINGTON STATE**

**Pac-12: Series tied, 2-2**

2011-12	Cougars	60-43	WSU
2012-13	Utes	59-47	UTAH
2013-14	Utes	59-57	WSU
	Cougars	83-73	UTAH

**WASHINGTON vs. WASHINGTON STATE**

**Pac-12: Huskies lead series, 50-4**

1986-87	Huskies	79-71	UW
	Huskies	91-57	WSU
1987-88	Huskies	81-72	WSU
	Huskies	76-58	UW
1988-89	Huskies	84-64	UW
	Huskies	69-63	WSU
1989-90	Huskies	85-54	WSU
	Huskies	76-57	UW
1990-91	Huskies	77-61	UW
	Huskies	69-56	WSU
1991-92	Huskies	73-68	WSU
	Huskies	80-73	UW
1992-93	Cougars	75-72 OT	UW
	Huskies	77-62	WSU
1993-94	Huskies	85-69	WSU
	Huskies	89-64	UW
1994-95	Huskies	82-64	UW
	Cougars	72-67	WSU
1995-96	Huskies	93-76	WSU
	Huskies	78-60	UW
1996-97	Huskies	78-56	UW
	Huskies	65-45	WSU
1997-98	Huskies	73-58	WSU
	Huskies	81-63	UW
1998-99	Huskies	91-69	UW
	Huskies	72-70	WSU
1999-00	Huskies	56-55	UW
	Huskies	64-56	WSU
2000-01	Huskies	91-71	WSU
	Huskies	80-64	UW
2001-02	Huskies	98-64	UW
	Huskies	75-68	WSU
2002-03	Huskies	77-69	WSU
	Huskies	73-49	UW
2003-04	Huskies	72-54	UW
	Huskies	82-64	WSU
2004-05	Huskies	68-61	WSU
	Huskies	76-72	UW
2005-06	Huskies	73-70	WSU
	Huskies	83-57	UW
2006-07	Huskies	86-64	WSU
	Huskies	81-49	UW
2007-08	Huskies	61-46	WSU
	Huskies	84-40	UW
2008-09	Huskies	71-54	UW
	Huskies	62-55	WSU
2009-10	Huskies	76-70 OT	WSU
	Huskies	70-54	UW
2010-11	Huskies	64-52	UW
	Huskies	65-48	WSU
2011-12	Huskies	60-51	WSU
	Huskies	60-56	UW
2012-13	Huskies	60-53	UW
	Huskies	79-72	WSU
2013-14	Cougars	82-80	WSU
	Cougars	85-76	UW

- (1) NCAA Tournament, Las Vegas, Nev.
- (2) NCAA Tournament, Seattle, Wash.
- (3) State Farm Pac-10 Tournament, McArthur Court, Eugene, Ore.
- (4) Postseason WNIT
- (5) State Farm Pac-10 Tournament, HP Pavilion, San Jose, Calif.
- (6) State Farm Pac-10 Tournament, Galen Center, Los Angeles, Calif.
- (7) Kona Classic, Kona, Hawai'i
- (8) Pacific Life Pac-10 Tournament, Galen Center, Los Angeles, Calif.
- (9) Pacific Life Pac-10 Tournament, STAPLES CENTER, Los Angeles, Calif.
- (10) Pacific Life Pac-12 Tournament, Galen Center, Los Angeles, Calif.
- (11) Pacific Life Pac-12 Tournament, STAPLES CENTER, Los Angeles, Calif.
- (12) Pac-12 Tournament, KeyArena, Seattle, Wash.

## 1976-77

- Delta State
- Immaculata
- St. Joseph's
- Cal State Fullerton
- Tennessee
- Tennessee Tech
- Wayland Baptist
- Montclair State
- Stephen F. Austin
- North Carolina State
- Louisiana State
- Baylor
- UCLA**
- Old Dominion
- SE Louisiana
- Maryland
- Michigan State
- Mississippi College
- Southern Connecticut
- Kansas State

## 1977-78

- Tennessee
- Wayland Baptist
- North Carolina State
- Montclair State
- UCLA**
- Maryland
- Queens College
- Valdosta State
- Delta State
- Louisiana State
- St. Joseph's
- Old Dominion
- Missouri
- Stephen F. Austin
- Texas
- Ohio State
- Penn State
- Southern Connecticut
- Memphis State
- Mississippi

## 1978-79

- Old Dominion
- Louisiana Tech
- Tennessee
- Texas
- Stephen F. Austin
- UCLA**
- Rutgers
- Maryland
- Cheyney State
- Wayland Baptist
- North Carolina State
- Valdosta State
- Penn State
- Kansas State
- South Carolina
- Northwestern
- Nevada-Las Vegas
- Long Beach State
- Fordham
- Montclair State

## 1979-80

- Old Dominion
- Tennessee
- Louisiana Tech
- South Carolina
- Stephen F. Austin
- Maryland
- Texas
- Rutgers
- Long Beach State
- North Carolina State
- Kansas
- Cheyney State
- Kansas State
- Kentucky
- Northwestern
- Mercer
- OREGON**
- Central Missouri State
- San Francisco
- Brigham Young

## 1980-81

- Louisiana Tech
- Tennessee
- Old Dominion
- USC**
- Cheyney State
- Long Beach State
- UCLA**
- Maryland
- Rutgers
- Kansas
- Kentucky
- OREGON**
- North Carolina State
- Stephen F. Austin
- Illinois State
- Texas
- Jackson State
- Minnesota
- OREGON STATE**
- Clemson

## 1981-82

- Louisiana Tech
- Cheyney State
- Maryland
- Tennessee
- Texas
- USC**
- Old Dominion
- Rutgers
- Long Beach State
- Penn State
- Villanova
- North Carolina State
- Kentucky
- Kansas State
- South Carolina
- Drake
- Memphis State
- ARIZONA STATE**
- OREGON**
- Missouri

## 1982-83

- Louisiana Tech
- USC**
- Texas
- Old Dominion
- Cheyney State
- Maryland
- Long Beach State
- Georgia
- Tennessee
- Penn State
- Kentucky
- ARIZONA STATE**
- Mississippi
- Auburn
- Missouri
- North Carolina State
- Kansas State
- North Carolina
- OREGON STATE**
- Louisiana State

## 1983-84

- Texas
- Louisiana Tech
- Georgia
- Old Dominion
- USC**
- Long Beach State
- Kansas State
- Louisiana State
- Cheyney State
- Mississippi
- Missouri
- Alabama
- Northeast Louisiana
- North Carolina
- Tennessee
- North Carolina State
- Maryland
- Virginia
- Ohio State
- Tenn.-Chattanooga

## 1984-85

- Texas
- Northeast Louisiana
- Long Beach State
- Louisiana Tech
- Old Dominion
- Mississippi
- Ohio State
- Georgia
- Penn State
- Auburn
- WASHINGTON**
- North Carolina State
- Tennessee
- Western Kentucky
- USC**
- Nevada-Las Vegas
- St. Joseph's
- UCLA**
- Texas Tech
- San Diego State

## 1985-86

- Texas
- Georgia
- USC**
- Louisiana Tech
- Western Kentucky
- Virginia
- Auburn
- Long Beach State
- Louisiana State
- Rutgers
- Mississippi
- Ohio State
- Penn State
- Iowa
- Tennessee
- North Carolina
- James Madison
- Southern Illinois
- Oklahoma
- Vanderbilt

## 1986-87

- Texas
- Auburn
- Louisiana Tech
- Long Beach State
- Rutgers
- Georgia
- Tennessee
- Mississippi
- Iowa
- Ohio State
- James Madison
- North Carolina State
- Ohio State
- Louisiana State
- Penn State
- Southern Illinois
- Villanova
- Vanderbilt
- USC**
- WASHINGTON**

## 1987-88

- Tennessee
- Iowa
- Auburn
- Texas
- Louisiana Tech
- Ohio State
- Long Beach State
- Rutgers
- Maryland
- Virginia
- WASHINGTON**
- Mississippi
- STANFORD**
- James Madison
- USC**
- Montana
- Georgia
- New Mexico State
- Stephen F. Austin
- La Salle

## 1988-89

- Tennessee
- Auburn
- Louisiana Tech
- STANFORD**
- Maryland
- Texas
- Long Beach State
- Iowa
- Colorado
- Georgia
- Stephen F. Austin
- Mississippi
- North Carolina State
- Ohio State
- Purdue
- Nevada-Las Vegas
- South Carolina
- La Salle
- Western Kentucky
- Old Dominion

## 1989-90

- Louisiana Tech
- STANFORD**
- WASHINGTON**
- Tennessee
- Nevada-Las Vegas
- Stephen F. Austin
- Georgia
- Texas
- Auburn
- Iowa
- North Carolina State
- Virginia
- Northwestern
- Long Beach State
- Purdue
- Hawaii
- Northern Illinois
- Providence
- South Carolina
- Southern Mississippi
- Tennessee Tech
- Arkansas
- Louisiana State
- Mississippi
- St. Joseph's

## 1990-91

- Penn State
- Virginia
- Georgia
- Tennessee
- Purdue
- Auburn
- North Carolina State
- Louisiana State
- Arkansas
- Western Kentucky
- STANFORD**
- WASHINGTON**
- Connecticut
- Stephen F. Austin
- Providence
- Texas
- Nevada-Las Vegas
- Long Beach State
- Mississippi
- Rutgers
- Clemson
- Northwestern
- Iowa
- Lamar
- Oklahoma State

## 1991-92

- Virginia
- Tennessee
- STANFORD**
- Stephen F. Austin
- Mississippi
- Miami (Fla.)
- Iowa
- Maryland
- Penn State
- SW Missouri State
- Purdue
- Texas Tech
- Vanderbilt
- West Virginia
- Western Kentucky
- George Washington
- Kansas
- Alabama
- Texas
- Clemson
- Creighton
- Houston
- USC**
- Colorado
- UC Santa Barbara
- Vermont

## 1992-93

- Vanderbilt
- Tennessee
- Ohio State
- Iowa
- Texas Tech
- STANFORD**
- Auburn
- Penn State
- Virginia
- Colorado
- Maryland
- Stephen F. Austin
- Western Kentucky
- Louisiana Tech
- USC**
- Texas
- North Carolina
- Vermont
- Bowling Green
- Miami (Fla.)
- Georgia
- Nebraska
- Hawaii
- Kansas
- Northern Illinois
- Oklahoma State

## 1993-94

- Tennessee
- Penn State
- Connecticut
- North Carolina
- Colorado
- Louisiana Tech
- USC**
- Purdue
- Texas Tech
- Virginia
- STANFORD**
- Vanderbilt
- Iowa
- Seton Hall
- Kansas
- Alabama
- Montana
- WASHINGTON**
- Florida International
- Florida
- Boise State
- Southern Mississippi
- Mississippi
- Bowling Green
- Texas

## 1994-95

- Connecticut
- Colorado
- Tennessee
- STANFORD**
- Texas Tech
- Vanderbilt
- Penn State
- Louisiana Tech
- Western Kentucky
- Virginia
- North Carolina
- Georgia
- Alabama
- WASHINGTON**
- Arkansas
- Purdue
- Florida
- George Washington
- Mississippi
- Duke
- OREGON STATE**
- San Diego State
- Kansas
- North Carolina State
- Old Dominion

## 1995-96

- Louisiana Tech
- Connecticut
- STANFORD**
- Tennessee
- Georgia
- Old Dominion
- Iowa
- Penn State
- Texas Tech
- Alabama
- Virginia
- Vanderbilt
- Duke
- Clemson
- Purdue
- Florida
- Colorado
- Wisconsin
- Auburn
- Kansas
- Notre Dame
- OREGON STATE**
- North Carolina State
- Mississippi
- Texas A&M

## 1996-97

- Connecticut
- Old Dominion
- STANFORD**
- North Carolina
- Louisiana Tech
- Georgia
- Florida
- Alabama
- Louisiana State
- Tennessee
- Kansas
- Virginia
- Auburn
- Texas
- Notre Dame
- Illinois
- Texas Tech
- Colorado
- Stephen F. Austin
- Vanderbilt
- Clemson
- George Washington
- Tulane
- Michigan State
- Western Kentucky

- 1997-98**
1. Tennessee
  2. Old Dominion
  3. Connecticut
  4. Louisiana Tech
  5. **STANFORD**
  6. Texas Tech
  7. North Carolina
  8. Duke
  9. **ARIZONA**
  10. North Carolina State
  11. Alabama
  12. Fla. International
  13. Florida
  14. Clemson
  15. W. Kentucky
  16. Illinois
  17. Virginia
  18. Vanderbilt
  19. Stephen F. Austin
  20. Hawaii
  21. Purdue
  22. Drake
  23. Iowa
  24. Iowa St.
  25. **UCLA**

- 1998-99**
1. Purdue
  2. Tennessee
  3. Louisiana Tech
  4. Connecticut
  5. Old Dominion
  6. Texas Tech
  7. Colorado State
  8. Notre Dame
  9. Rutgers
  - 10t. Clemson
  - 10t. Duke
  12. Georgia
  13. Virginia Tech
  14. North Carolina
  15. **UCLA**
  16. **OREGON**
  17. UC Santa Barbara
  18. Penn State
  19. Iowa State
  20. Virginia
  21. Louisiana State
  22. Alabama
  23. Tulane
  24. Florida International
  25. Toledo

- 1999-00**
1. Connecticut
  2. Tennessee
  3. Louisiana Tech
  4. Georgia
  5. Notre Dame
  6. Penn State
  7. Iowa State
  8. Rutgers
  9. UC Santa Barbara
  10. Duke
  11. Texas Tech
  12. Mississippi State
  13. Purdue
  14. Old Dominion
  15. LSU
  16. Auburn
  17. Boston College
  18. Oklahoma
  19. Virginia
  20. **OREGON**
  21. **ARIZONA**
  22. Tulane
  23. North Carolina State
  24. Xavier
  25. Michigan

- 2000-01**
1. Connecticut
  2. Notre Dame
  3. Tennessee
  4. Georgia
  5. Duke
  6. Louisiana Tech
  7. Oklahoma
  8. Iowa State
  9. Purdue
  10. Vanderbilt
  11. Rutgers
  12. Xavier
  13. Texas Tech
  14. Florida
  15. SW Missouri State
  16. Iowa
  17. Utah
  18. Louisiana State
  19. North Carolina State
  20. Colorado
  21. Penn State
  22. Clemson
  23. Baylor
  24. Wisconsin
  - 25t. **ARIZONA STATE**
  - 25t. Virginia Tech

- 2001-02**
1. Connecticut
  2. Oklahoma
  3. Duke
  4. Vanderbilt
  5. **STANFORD**
  6. Tennessee
  7. Baylor
  8. Louisiana Tech
  9. Purdue
  10. Iowa State
  11. Kansas State
  12. Colorado
  13. South Carolina
  14. Texas
  15. Old Dominion
  16. North Carolina
  17. Texas Tech
  18. Minnesota
  19. Cincinnati
  20. Colorado State
  21. Boston College
  22. Louisiana Tech
  23. Florida International
  - 24t. Florida
  - 24t. Penn State

- 2002-03**
1. Connecticut
  2. Duke
  3. Louisiana State
  4. Tennessee
  5. Texas
  6. Louisiana Tech
  7. Texas Tech
  8. Kansas State
  9. **STANFORD**
  10. Purdue
  11. Villanova
  12. North Carolina
  13. Mississippi State
  14. Vanderbilt
  15. Penn State
  16. South Carolina
  17. Minnesota
  18. UC Santa Barbara
  19. Georgia
  20. Ohio State
  21. Wisconsin-Green Bay
  22. **ARIZONA**
  23. Rutgers
  24. Arkansas
  - 25t. Boston College
  - 25t. George Washington

- 2003-04**
1. Duke
  2. Tennessee
  3. Purdue
  4. Texas
  5. Penn State
  6. Connecticut
  7. Louisiana Tech
  8. Kansas State
  9. Houston
  10. **STANFORD**
  11. Oklahoma
  12. North Carolina
  13. Vanderbilt
  14. Texas Tech
  15. Baylor
  16. Georgia
  17. Colorado
  18. Boston College
  19. Louisiana State
  20. TCU
  21. Ohio State
  22. Auburn
  23. Michigan State
  24. Minnesota
  25. Villanova

- 2004-05**
1. **STANFORD**
  2. LSU
  3. Tennessee
  4. North Carolina
  5. Duke
  6. Baylor
  7. Michigan State
  8. Ohio State
  9. Rutgers
  10. Notre Dame
  11. Texas
  12. Minnesota
  13. Connecticut
  14. Texas Tech
  15. Temple
  16. DePaul
  17. Kansas State
  18. Iowa State
  19. Vanderbilt
  20. North Carolina State
  21. Georgia
  22. Penn State
  23. Boston College
  24. Wisconsin-Green Bay
  25. TCU

- 2005-06**
1. North Carolina
  2. Ohio State
  3. Maryland
  4. Duke
  5. LSU
  6. Tennessee
  7. Oklahoma
  8. Connecticut
  9. Rutgers
  10. Baylor
  11. Purdue
  12. Georgia
  - t13. **STANFORD**
  - t13. DePaul
  15. **ARIZONA STATE**
  16. Michigan State
  17. Louisiana Tech
  18. Utah
  19. Temple
  20. Texas A&M
  21. **UCLA**
  22. BYU
  23. Bowling Green
  24. New Mexico
  25. Minnesota

- 2006-07**
1. Duke
  2. Connecticut
  3. North Carolina
  4. Tennessee
  5. Ohio State
  6. **STANFORD**
  7. Maryland
  8. **ARIZONA STATE**
  9. Vanderbilt
  10. LSU
  11. Oklahoma
  12. Purdue
  13. Texas A&M
  14. Georgia
  15. George Washington
  16. Middle Tennessee State
  17. N.C. State
  18. Baylor
  19. Rutgers
  20. Bowling Green
  21. Marquette
  22. Wisconsin Green Bay
  23. Louisville
  24. Michigan State
  25. Montana

- 2007-08**
1. Connecticut
  2. North Carolina
  3. Tennessee
  4. **STANFORD**
  5. Maryland
  6. LSU
  7. Rutgers
  8. Texas A&M
  9. Duke
  10. **CALIFORNIA**
  11. Old Dominion
  12. Baylor
  13. Oklahoma State
  14. Oklahoma
  15. Notre Dame
  16. Kansas State
  17. West Virginia
  18. Utah
  19. Louisville
  20. George Washington
  21. Vanderbilt
  22. Marist
  23. UTEP
  24. Virginia
  25. Ohio State

- 2008-09**
1. Connecticut
  2. **STANFORD**
  3. Maryland
  4. Oklahoma
  5. Baylor
  6. Duke
  7. Louisville
  8. Auburn
  9. Texas A&M
  10. Ohio State
  11. North Carolina
  12. Florida State
  13. **CALIFORNIA**
  14. Vanderbilt
  15. Pittsburgh
  16. South Dakota State
  17. Iowa State
  18. Tennessee
  19. **ARIZONA STATE**
  20. Xavier
  21. Kansas State
  22. Florida
  23. Notre Dame
  24. Virginia
  25. Texas

- 2009-10**
1. Connecticut
  2. **STANFORD**
  3. Tennessee
  4. Nebraska
  5. Xavier
  6. Duke
  7. Notre Dame
  8. Ohio State
  9. Texas A&M
  10. West Virginia
  11. Florida State
  12. Oklahoma
  13. Georgetown
  14. Baylor
  15. St. John's
  16. Iowa State
  17. Texas
  18. Gonzaga
  19. Kentucky
  20. Oklahoma State
  21. LSU
  22. **UCLA**
  23. Georgia
  24. Michigan State
  25. Hartford

- 2010-11**
1. Connecticut
  2. **STANFORD**
  3. Baylor
  4. Tennessee
  5. Xavier
  6. Duke
  7. **UCLA**
  8. Texas
  9. DePaul
  10. Notre Dame
  11. Miami (Fla.)
  12. Michigan State
  13. Green Bay
  14. North Carolina
  15. Florida State
  16. Maryland
  17. Kentucky
  18. Ohio State
  19. Marist
  20. Gonzaga
  21. Oklahoma
  22. Houston
  23. Georgetown
  24. Georgia Tech
  25. Marquette

- 2011-12**
1. Baylor
  2. **STANFORD**
  3. Connecticut
  4. Notre Dame
  5. Maryland
  6. Duke
  7. Delaware
  8. Miami (Fla.)
  9. Tennessee
  10. UW-Green Bay
  11. Penn State
  12. Kentucky
  13. Purdue
  14. St. John's
  15. Georgia Tech
  16. Ohio State
  17. Nebraska
  18. Georgetown
  19. Louisville
  20. Georgia
  21. St. Bonaventure
  22. Texas A&M
  23. Rutgers
  24. Princeton
  25. South Carolina

- 2012-13**
1. Baylor
  2. Notre Dame
  3. Connecticut
  4. **STANFORD**
  5. Duke
  6. **CALIFORNIA**
  7. Kentucky
  8. Penn State
  9. Texas A&M
  10. Tennessee
  11. **UCLA**
  12. Maryland
  13. North Carolina
  14. Georgia
  15. Delaware
  16. Louisville
  17. South Carolina
  18. Dayton
  19. **COLORADO**
  20. Green Bay
  21. Purdue
  22. Syracuse
  23. Iowa State
  24. Nebraska
  25. Florida State

- 2013-14**
1. Connecticut
  2. Notre Dame
  3. Tennessee
  4. Louisville
  5. Baylor
  6. **STANFORD**
  7. West Virginia
  8. South Carolina
  9. Duke
  10. Kentucky
  11. Maryland
  12. North Carolina
  13. Nebraska
  14. Penn State
  15. Texas A&M
  16. NC State
  17. Purdue
  18. Gonzaga
  19. Iowa
  20. Michigan State
  21. Oklahoma State
  22. Middle Tennessee
  23. DePaul
  24. **CALIFORNIA**
  25. **USC**

## 1985-86

1. Texas
2. **USC**
3. Western Kentucky
4. Georgia
5. Tennessee
6. Mississippi
7. Louisiana Tech
8. Louisiana State
9. Auburn
10. Rutgers
11. Northeast Louisiana
12. Long Beach State
13. Penn State
14. Virginia
15. North Carolina
16. James Madison
17. Ohio State
18. Oklahoma
19. Iowa
20. Montana
21. Texas Tech
22. Southern Illinois
23. Drake
24. St. Joseph's
25. Vanderbilt

## 1986-87

1. Tennessee
2. Louisiana Tech
3. Texas
4. Long Beach State
5. Rutgers
6. Auburn
7. Iowa
8. Ohio State
9. Georgia
10. Virginia
11. Mississippi
12. North Carolina State
13. Southern Illinois
14. **USC**
15. James Madison
16. Penn State
17. Old Dominion
18. **WASHINGTON**
19. Louisiana State
20. **OREGON**
21. Vanderbilt
22. Villanova
23. Western Kentucky
24. St. Joseph's
25. Drake

## 1987-88

1. Louisiana Tech
2. Auburn
3. Tennessee
4. Long Beach State
5. Texas
6. Iowa
7. Virginia
8. Maryland
9. Ohio State
10. Georgia
11. Rutgers
12. Mississippi
13. **USC**
14. **STANFORD**
15. James Madison
16. **WASHINGTON**
17. Montana
18. Stephen F. Austin
19. Western Kentucky
20. Clemson
21. St. Joseph's
22. DePaul
23. New Mexico State
24. South Carolina
25. Houston

## 1988-89

1. Tennessee
2. Auburn
3. Maryland
4. Louisiana Tech
5. **STANFORD**
6. Texas
7. Long Beach State
8. Mississippi
9. Ohio State
10. North Carolina State
11. Iowa
12. Nevada-Las Vegas
13. Clemson
14. Louisiana State
15. Virginia
16. Stephen F. Austin
17. Purdue
18. Georgia
19. Colorado
20. Rutgers
21. Old Dominion
22. South Carolina
23. St. Joseph's
24. Tennessee Tech
25. James Madison

## 1989-90

1. **STANFORD**
2. Auburn
3. Virginia
4. Louisiana Tech
5. Tennessee
6. Texas
7. **WASHINGTON**
8. Arkansas
9. Stephen F. Austin
10. North Carolina State
11. Providence
12. Mississippi
13. Georgia
14. Purdue
15. UNLV
16. South Carolina
17. Vanderbilt
18. Iowa
19. Clemson
20. Long Beach State
21. Northern Illinois
22. Northwestern
23. Southern Mississippi
24. Hawaii
25. Tennessee Tech

## 1990-91

1. Tennessee
2. Virginia
3. **STANFORD**
4. Connecticut
5. Auburn
6. Georgia
7. Lamar
8. Clemson
9. Penn State
10. North Carolina State
11. Western Kentucky
12. Arkansas
13. **WASHINGTON**
14. Purdue
15. James Madison
16. Oklahoma State
17. Long Beach State
18. Louisiana State
19. Stephen F. Austin
20. Vanderbilt
21. Iowa
22. UNLV
23. Northwestern
24. Providence
25. Texas

## 1991-92

1. **STANFORD**
2. Virginia
3. Western Kentucky
4. SW Missouri State
5. Tennessee
6. Mississippi
7. Vanderbilt
8. Maryland
9. Miami (Fl.)
10. Iowa
11. West Virginia
12. **USC**
13. Stephen F. Austin
14. Penn State
15. Texas Tech
16. Purdue
17. Alabama
18. **UCLA**
19. Clemson
20. George Washington
21. UC Santa Barbara
22. Vermont
23. Texas
24. Creighton
25. Kansas

## 1992-93

1. Texas Tech
2. Ohio State
3. Iowa
4. Vanderbilt
5. Tennessee
6. Virginia
7. **STANFORD**
8. Louisiana Tech
9. Colorado
10. Auburn
11. Stephen F. Austin
12. Western Kentucky
13. Penn State
14. **USC**
15. North Carolina
16. Georgetown
17. SW Missouri State
18. Maryland
19. Texas
20. Miami (Fl.)
21. Georgia
22. Nebraska
23. Vermont
24. Hawaii
25. Alabama

## 1993-94

1. North Carolina
2. Louisiana Tech
3. Purdue
4. Alabama
5. Tennessee
6. Penn State
7. Connecticut
8. **STANFORD**
9. **USC**
10. Colorado
11. Texas Tech
12. Virginia
13. Vanderbilt
14. Seton Hall
15. Iowa
16. Southern Mississippi
17. Kansas
18. Montana
19. Texas A&M
20. Mississippi
21. **WASHINGTON**
22. Clemson
23. Texas
24. Florida International
25. Florida

## 1994-95

1. Connecticut
2. Tennessee
3. **STANFORD**
4. Georgia
5. Colorado
6. Virginia
7. Texas Tech
8. Vanderbilt
9. Purdue
10. Louisiana Tech
11. North Carolina
12. Western Kentucky
13. **WASHINGTON**
14. Alabama
15. George Washington
16. Penn State
17. Duke
18. Florida
19. NC State
20. Arkansas
21. **OREGON STATE**
22. Mississippi
23. Kansas
24. Drake
25. Montana

## 1995-96

1. Tennessee
2. Georgia
3. Connecticut
4. **STANFORD**
5. Louisiana Tech
6. Virginia
7. Vanderbilt
8. Auburn
9. Iowa
10. Old Dominion
11. Alabama
12. Texas Tech
13. Penn State
14. Stephen F. Austin
15. Kansas
16. San Francisco
17. Clemson
18. Colorado
19. Duke
20. Wisconsin
21. Notre Dame
22. Florida
23. DePaul
24. Colorado State
25. Texas

## 1996-97

1. Tennessee
2. Old Dominion
3. **STANFORD**
4. Connecticut
5. Notre Dame
6. Florida
7. Georgia
8. Louisiana Tech
9. North Carolina
10. George Washington
11. Alabama
12. Louisiana State
13. Illinois
14. Virginia
15. Colorado
16. Kansas
17. Vanderbilt
18. Texas
19. Texas Tech
20. Auburn
21. Michigan State
22. Stephen F. Austin
23. Purdue
24. Tulane
25. Clemson

## 1997-98

1. Tennessee
2. Louisiana Tech
3. North Carolina
4. NC State
5. Connecticut
6. Old Dominion
7. Arkansas
7. Duke
9. **ARIZONA**
10. Texas Tech
11. Purdue
12. Florida
13. Alabama
14. Illinois
15. **STANFORD**
16. Rutgers
17. Notre Dame
18. Florida International
19. Western Kentucky
20. **UCLA**
21. Clemson
22. Kansas
23. Virginia
24. Iowa State
25. Vanderbilt

## 1998-99

1. Purdue
2. Duke
3. Louisiana Tech
4. Tennessee
5. Georgia
6. Rutgers
7. **UCLA**
8. Connecticut
9. Texas Tech
10. Old Dominion
11. Iowa State
12. Colorado State
13. Clemson
14. Virginia Tech
15. North Carolina
16. Louisiana State
17. Notre Dame
18. Penn State
19. **OREGON**
- 20t. SW Missouri State
- 20t. Virginia
22. Kansas
23. UC Santa Barbara
24. Xavier
25. Alabama

## 1999-00

1. Connecticut
2. Tennessee
3. Penn State
4. Rutgers
5. Georgia
6. Louisiana Tech
7. Texas Tech
8. LSU
9. Notre Dame
10. Iowa State
11. Duke
12. Old Dominion
13. Oklahoma
14. Virginia
15. Mississippi State
16. Purdue
17. Boston College
18. North Carolina
19. Auburn
20. **ARIZONA**
21. UC Santa Barbara
22. UAB
23. NC State
24. Tulane
25. Vanderbilt

## 2000-01

1. Notre Dame
2. Purdue
3. Connecticut
4. SW Missouri State
5. Tennessee
6. Louisiana Tech
7. Vanderbilt
8. Duke
9. Xavier
10. Oklahoma
11. Texas Tech
12. Iowa State
13. Georgia
14. **WASHINGTON**
15. Utah
16. NC State
17. Rutgers
18. Florida
19. Missouri
20. Louisiana State
21. Iowa
22. Clemson
23. Colorado
24. Villanova
25. Florida State

## 2001-02

1. Connecticut
2. Oklahoma
3. Tennessee
4. Duke
5. Vanderbilt
6. South Carolina
7. Old Dominion
8. **STANFORD**
9. Colorado
10. Kansas State
11. North Carolina
12. Texas Tech
13. Texas
14. Purdue
15. Baylor
16. Iowa State
17. Brigham Young
18. Penn State
19. Louisiana Tech
20. Drake
21. Minnesota
22. Louisiana State
23. Cincinnati
24. Colorado State
25. TCU

## 2002-03

1. Connecticut
2. Tennessee
3. Texas
4. Duke
5. LSU
6. Texas Tech
7. Purdue
8. Villanova
9. Louisiana Tech
10. Kansas State
11. Georgia
12. Penn State
13. Minnesota
14. **STANFORD**
15. North Carolina
16. Mississippi State
17. Boston College
18. South Carolina
19. Colorado
20. Vanderbilt
21. Notre Dame
22. UC Santa Barbara
23. New Mexico
24. Wisconsin-Green Bay
25. Arkansas

**2003-04**

1. Connecticut
2. Tennessee
3. LSU
4. Minnesota
5. Duke
6. Penn State
7. **STANFORD**
8. Georgia
9. Purdue
10. Texas
11. Baylor
12. Louisiana Tech
13. Vanderbilt
14. Boston College
15. Kansas State
16. Houston
17. Texas Tech
18. Oklahoma
19. UC Santa Barbara
20. Notre Dame
21. North Carolina
22. TCU
23. Auburn
24. Colorado
25. DePaul

**2004-05**

1. Baylor
2. Michigan State
3. LSU
4. Tennessee
5. **STANFORD**
6. North Carolina
7. Rutgers
8. Duke
9. Ohio State
10. Connecticut
11. Minnesota
12. Texas Tech
13. Georgia
14. Vanderbilt
15. Notre Dame
16. **ARIZONA STATE**
17. Texas
18. Temple
19. Kansas State
20. DePaul
21. Liberty
22. **USC**
23. Boston College
24. Maryland
25. Iowa State

**2005-06**

1. Maryland
2. Duke
3. North Carolina
4. LSU
5. Tennessee
6. Connecticut
7. **STANFORD**
8. Oklahoma
9. Rutgers
10. Ohio State
11. Purdue
12. Utah
13. Georgia
14. Baylor
15. DePaul
16. Michigan State
17. **ARIZONA STATE**
18. **UCLA**
19. Boston College
20. BYU
21. New Mexico
22. Vanderbilt
23. Temple
24. Louisiana Tech
25. George Washington

**2006-07**

1. Tennessee
2. Rutgers
3. North Carolina
4. LSU
5. Connecticut
6. Duke
7. Purdue
8. **ARIZONA STATE**
9. Oklahoma
10. Mississippi
11. George Washington
12. NC State
13. Georgia
14. Maryland
15. Bowling Green
16. **STANFORD**
17. Vanderbilt
18. Ohio State
19. Florida State
20. Baylor
21. Texas A&M
22. Marist
23. Middle Tennessee
24. Louisville
25. Michigan State

**2007-08**

1. Tennessee
2. **STANFORD**
3. Connecticut
4. LSU
5. North Carolina
6. Rutgers
7. Maryland
8. Texas A&M
9. Duke
10. Old Dominion
11. Oklahoma State
12. Louisville
13. Notre Dame
14. George Washington
15. Vanderbilt
16. Pittsburgh
17. Baylor
18. **CALIFORNIA**
19. Oklahoma
20. West Virginia
21. Kansas State
22. Virginia
23. Marist
24. Georgia
25. Texas-El Paso

**2008-09**

1. Connecticut
2. Louisville
3. **STANFORD**
4. Oklahoma
5. Maryland
6. Baylor
7. Texas A&M
8. Vanderbilt
9. Ohio State
10. **CALIFORNIA**
11. Iowa State
12. **ARIZONA STATE**
13. Auburn
14. Duke
15. Pittsburgh
16. Purdue
17. North Carolina
18. Florida State
19. South Dakota State
20. Kansas State
21. Rutgers
22. Michigan State
23. Florida
24. Virginia
25. Xavier

**2009-10**

1. Connecticut
2. **STANFORD**
3. Oklahoma
4. Baylor
5. Xavier
6. Duke
7. Nebraska
8. Tennessee
- 9t. Kentucky
- 9t. Florida State
11. Notre Dame
12. Gonzaga
13. Iowa State
14. Texas A&M
15. Ohio State
16. West Virginia
17. Georgetown
18. St. John's
19. Georgia
20. San Diego State
21. Mississippi State
22. Oklahoma State
23. **UCLA**
24. Vanderbilt
- 25t. LSU
- 25t. Texas

**2010-11**

1. Texas A&M
2. Notre Dame
3. Connecticut
4. **STANFORD**
5. Baylor
6. Tennessee
7. Duke
8. Gonzaga
9. Green Bay
10. DePaul
11. Xavier
12. North Carolina
13. **UCLA**
14. Georgetown
15. Oklahoma
16. Miami (Fla.)
17. Ohio State
18. Michigan State
19. Louisville
20. Florida State
21. Marist
22. Kentucky
23. Maryland
24. Georgia
25. Marquette

**2011-12**

1. Baylor
2. Notre Dame
3. **STANFORD**
4. Connecticut
5. Maryland
6. Duke
7. Tennessee
8. Kentucky
9. Penn State
10. Georgia Tech
11. Miami (Fla.)
12. Texas A&M
13. UW-Green Bay
14. Delaware
15. St. John's
16. Louisville
17. Georgetown
18. Purdue
19. Gonzaga
20. Georgia
21. South Carolina
22. Ohio State
23. St. Bonaventure
24. DePaul
25. Kansas

**2012-13**

1. Connecticut
2. Notre Dame
3. Louisville
4. Baylor
5. **CALIFORNIA**
6. Duke
7. **STANFORD**
8. Kentucky
9. Tennessee
10. Georgia
11. Maryland
12. Penn State
13. Delaware
14. Texas A&M
15. **UCLA**
- T16. Dayton
- T16. South Carolina
18. Nebraska
19. North Carolina
20. Purdue
21. LSU
22. Iowa State
23. Oklahoma
24. Green Bay
25. Kansas

**2013-14**

1. Connecticut
2. Notre Dame
3. **STANFORD**
4. Maryland
5. Louisville
6. Baylor
7. North Carolina
8. Tennessee
9. South Carolina
10. Texas A&M
11. Kentucky
12. West Virginia
13. Duke
14. Penn State
15. Oklahoma State
16. DePaul
17. Nebraska
18. BYU
19. Purdue
20. **CALIFORNIA**
21. NC State
22. Gonzaga
23. Michigan State
24. LSU
25. **OREGON STATE**

**PAC-12 IN THE FINAL RANKINGS**

**ASSOCIATED PRESS**

- Stanford.....25
- UCLA.....12
- USC.....12
- Colorado.....11
- Washington.....7
- Arizona State.....6
- Oregon.....5
- Arizona.....4
- Oregon State.....4
- California.....4
- Utah.....3
- Washington State.....0

**WBCA**

- Stanford.....24
- Colorado.....10
- Washington.....7
- USC.....7
- UCLA.....7
- Arizona State.....4
- California.....4
- Arizona.....2
- Oregon.....2
- Utah.....2
- Oregon State.....2
- Washington State.....0

**MOST NO. 1 FINAL RANKINGS**

**AP**

- Connecticut.....10
- Louisiana Tech.....5
- Tennessee.....5
- Texas.....4
- Baylor.....2
- Old Dominion.....2
- Duke.....2
- Delta State.....1
- North Carolina.....1
- Penn State.....1
- Purdue.....1
- STANFORD.....1**
- Vanderbilt.....1
- Virginia.....1

**WBCA**

- Tennessee.....8
- Connecticut.....6
- STANFORD.....2**
- Baylor.....2
- Louisiana Tech.....1
- North Carolina.....1
- Notre Dame.....1
- Purdue.....1
- Texas.....1
- Texas A&M.....1
- Texas Tech.....1

## PAC-12 IN THE NCAA TOURNAMENT

School	Years	Won	Lost	Pct.	Last	1st	2nd	3rd
Arizona (1997-00, 03-05)	7	6	7	.462	2005	0	0	0
Arizona State (1982-83, 92, 01-02, 05-09, 11, 14)	12	14	12	.538	2014	0	0	0
California (1990, 92-93, 06-09, 12-14)	10	10	10	.500	2014	0	0	1
Colorado (1988-89, 92-97, 01-04, 13)	13	17	13	.567	2013	0	0	0
Oregon (1982, 84, 87, 94-01, 05)	12	5	12	.294	2005	0	0	0
Oregon State (1983-84, 94-96, 14)	6	3	6	.333	2014	0	0	0
Stanford (1982, 88-14)	28	75	26	.743	2014	2	2	8
UCLA (1983, 85, 90, 92, 98-99, 04, 06, 10-11, 13)	12	11	12	.478	2013	0	0	0
USC (1982-88, 91-95, 97, 05, 14)	16	29	14	.674	2014	2	1	0
Utah (1983, 86, 89-91, 95-98, 00-01, 03, 05-06, 09-11)	17	9	17	.346	2011	0	0	0
Washington (1985-91, 93-95, 97-98, 01, 03, 07)	16	15	16	.483	2007	0	0	0
Washington State (1991)	1	0	1	.000	1991	0	0	0
<b>Pac-12 Total</b>		<b>194</b>	<b>143</b>	<b>.576</b>		<b>4</b>	<b>3</b>	<b>9</b>



**NCAA First & Second Rounds • March 20-23**  
16 Campus Sites

**NCAA Regionals • March 27-30**  
Albany, N.Y.; Greensboro, N.C.; Oklahoma City, Okla.; Spokane, Wash.

**NCAA Women's Final Four • April 5 & 7**  
Tampa, Fla.

*\* specific dates will be announced at a later date.*

## YEAR-BY-YEAR SUMMARY

YEAR	TEAM	W-L	FINISH	YEAR	TEAM	W-L	FINISH	YEAR	TEAM	W-L	FINISH
1981-82	Arizona State	1-1	–	1993-94	Colorado	2-1	–	2002-03	Arizona	0-1	–
	Oregon	0-1	–		Oregon	1-1	–		Colorado	2-1	–
	Stanford	0-1	–		Oregon State	0-1	–		Stanford	1-1	–
	USC	2-1	–		Stanford	3-1	–		Utah	1-1	–
1982-83	Arizona State	1-1	–		USC	3-1	–		Washington	0-1	–
	Oregon State	1-1	–		Washington	1-1	–	2003-04	Arizona	0-1	–
	UCLA	0-1	–	1994-95	Colorado	3-1	–		Colorado	0-1	–
	USC	5-0	1st		Oregon	0-1	–		Stanford	3-1	–
	Utah	0-1	–		Oregon State	1-1	–		UCLA	0-1	–
1983-84	Oregon	0-1	–		Stanford	4-1	T3rd	2004-05	Arizona	1-1	–
	Oregon State	0-1	–		USC	0-1	–		Arizona State	2-1	–
	USC	5-0	1st		Utah	0-1	–		Oregon	1-1	–
1984-85	UCLA	1-1	–		Washington	2-1	–		Stanford	3-1	–
	USC	1-1	–	1995-96	Colorado	1-1	–		USC	1-1	–
	Washington	0-1	–		Oregon	0-1	–		Utah	1-1	–
1985-86	USC	4-1	2nd		Oregon State	0-1	–	2005-06	Arizona State	1-1	–
	Washington	1-1	–		Stanford	4-1	T3rd		California	0-1	–
	Utah	0-1	–		Utah	0-1	–		Stanford	3-1	–
1986-87	Oregon	1-1	–	1996-97	Arizona	1-1	–		UCLA	1-1	–
	USC	1-1	–		Colorado	2-1	–		USC	1-1	–
	Washington	1-1	–		Oregon	1-1	–		Utah	3-1	–
1987-88	Colorado	1-1	–		Stanford	4-1	T3rd		Washington	1-1	–
	Stanford	1-1	–		USC	1-1	–	2006-07	Arizona State	3-1	–
	USC	1-1	–		Utah	1-1	–		California	0-1	–
	Washington	1-1	–		Washington	0-1	–		Stanford	1-1	–
1988-89	Colorado	0-1	–	1997-98	Arizona	2-1	–		Washington	0-1	–
	Stanford	2-1	–		Oregon	0-1	–	2007-08	Arizona State	1-1	–
	Utah	0-1	–		Stanford	0-1	–		California	1-1	–
	Washington	1-1	–		UCLA	1-1	–		Stanford	5-1	2nd
1989-90	California	0-1	–		Utah	0-1	–		Utah	0-1	–
	Stanford	5-0	1st		Washington	0-1	–	2008-09	Arizona State	3-1	–
	UCLA	0-1	–	1998-99	Arizona	1-1	–		California	2-1	–
	Utah	0-1	–		Oregon	1-1	–		Stanford	4-1	T3rd
	Washington	2-1	–		Stanford	0-1	–		Utah	1-1	–
1990-91	Stanford	3-1	T3rd		UCLA	3-1	–	2009-10	Stanford	5-1	2nd
	USC	1-1	–	1999-00	Arizona	1-1	–		UCLA	1-1	–
	Utah	0-1	–		Oregon	0-1	–	2010-11	Arizona State	0-1	–
	Washington	1-1	–		Stanford	1-1	–		Stanford	4-1	T3rd
	Washington State	0-1	–		UCLA	0-1	–		UCLA	1-1	–
1991-92	Arizona State	0-1	–		Utah	0-1	–		Utah	0-1	–
	California	0-1	–	2000-01	Arizona State	0-1	–	2011-12	California	1-1	–
	Colorado	0-1	–		Colorado	1-1	–		Stanford	4-1	T3rd
	Stanford	5-0	1st		Oregon	0-1	–	2012-13	California	4-1	T3rd
	UCLA	2-1	–		Stanford	1-1	–		Colorado	0-1	–
	USC	2-1	–		Utah	2-1	–		Stanford	2-1	–
1992-93	California	1-1	–		Washington	3-1	–		UCLA	1-1	–
	Colorado	2-1	–	2001-02	Arizona State	1-1	–	2013-14	Arizona State	1-1	–
	Stanford	1-1	–		Colorado	3-1	–		California	1-1	–
	USC	1-1	–		Stanford	2-1	–		Oregon State	1-1	–
	Washington	1-1	–						Stanford	4-1	T3rd
									USC	0-1	–

**1982**

**Pac-12 Participants (4):** ASU, ORE, STAN, USC  
**Arizona State (1-1)**  
 Arizona State 97, Georgia 77  
 Louisiana Tech 92, Arizona State 54  
**Oregon (0-1)**  
 Missouri 59, Oregon 53  
**Stanford (0-1)**  
 Maryland 82, Stanford 48  
**USC (2-1)**  
 USC 99, Kent 55  
 USC 73, Penn State 70  
 Tennessee 91, USC 90 (OT)

**1983**

**Pac-12 Participants (5):** ASU, OSU, UCLA, USC, UTAH  
**Arizona State (1-1)**  
 Arizona State 78, Utah 64  
 USC 96, Arizona State 59  
**Oregon State (1-1)**  
 Oregon State 75, UCLA 62  
 Long Beach State 92, Oregon State 72  
**UCLA (0-1)**  
 Oregon State 75, UCLA 62  
**USC (5-0) \*National Champions\***  
 USC 99, Northeast Louisiana 85  
 USC 96, Arizona State 59  
 USC 81, Long Beach State 74  
 USC 81, Georgia 57 (Semifinal)  
 USC 69, Louisiana Tech 67 (Final)  
**Utah (0-1)**  
 Arizona State 78, Utah 64

**1984**

**Pac-12 Participants (3):** ORE, OSU, USC  
**Oregon (0-1)**  
 San Diego St. 70, Oregon 63  
**Oregon State (0-1)**  
 Montana 56, Oregon State 47  
**USC (5-0) \*National Champions\***  
 USC 97, Brigham Young 72  
 USC 76, Montana 51  
 USC 90, Long Beach State 74  
 USC 62, Louisiana Tech 57 (Semifinal)  
 USC 72, Tennessee 61 (Final)

**1985**

**Pac-12 Participants (3):** UCLA, USC, WASH  
**UCLA (1-1)**  
 UCLA 78, Washington 62  
 Georgia 78, UCLA 42  
**USC (1-1)**  
 USC 74, Idaho 51  
 Long Beach State 75, USC 72  
**Washington (0-1)**  
 UCLA 78, Washington 62

**1986**

**Pac-12 Participants (3):** USC, UTAH, WASH  
**USC (4-1) \*National Runner-up\***  
 USC 81, Montana 50  
 USC 84, North Carolina 70  
 USC 80, Louisiana Tech 64  
 USC 83, Tennessee 59 (Semifinal)  
 Texas 98, USC 82 (Final)  
**Utah (0-1)**  
 Montana 58, Utah 46  
**Washington (1-1)**  
 Washington 69, North Texas 54  
 Louisiana Tech 79, Washington 54

**1987**

**Pac-12 Participants (3):** ORE, USC, WASH  
**Oregon (1-1)**  
 Oregon 75, E. Washington 56  
 Ohio State 76, Oregon 62  
**USC (1-1)**  
 USC 81, Western Kentucky 69  
 Ohio State 74, USC 63  
**Washington (1-1)**  
 Washington 86, New Mexico State 73  
 Long Beach State 72, Washington 57

**1988**

**Pac-12 Participants (4):** COLO, STAN, USC, WASH  
**Colorado (1-1)**  
 Colorado 78, Eastern Illinois 72  
 Long Beach State 103, Colorado 64  
**Stanford (1-1)**  
 Stanford 74, Montana 72 (OT)  
 Texas 79, Stanford 58  
**USC (1-1)**  
 USC 100, Nebraska 82  
 Iowa 79, USC 67  
**Washington (1-1)**  
 Washington 99, New Mexico State 74  
 Long Beach State 104, Washington 78

**1989**

**Pac-12 Participants (4):** COLO, STAN, UTAH, WASH  
**Colorado (0-1)**  
 UNLV 84, Colorado 74  
**Stanford (2-1)**  
 Stanford 105, Illinois State 77  
 Stanford 98, Iowa 74  
 Louisiana Tech 85, Stanford 79  
**Utah (0-1)**  
 UNLV 67, Utah 53  
**Washington (1-1)**  
 Washington 87, Hawai'i 79  
 Stephen F. Austin 73, Washington 63

**1990**

**Pac-12 Participants (5):** CAL, STAN, UCLA, UTAH, WASH  
**California (0-1)**  
 Long Beach State 87, California 84  
**Stanford (5-0) \*National Champion\***  
 Stanford 106, Hawai'i 76  
 Stanford 78, Mississippi 65  
 Stanford 114, Arkansas 87  
 Stanford 75, Virginia 66 (Semifinal)  
 Stanford 88, Auburn 81 (Final)  
**UCLA (0-1)**  
 Arkansas 90, UCLA 80 (OT)  
**Utah (0-1)**  
 Mississippi 74, Utah 51  
**Washington (1-1)**  
 Washington 73, South Carolina 61  
 Auburn 76, Washington 50

**1991**

**Pac-12 Participants (5):** STAN, USC, UTAH, WASH, WSU  
**Stanford (3-1)**  
 Stanford 91, Cal State Fullerton 67  
 Stanford 73, Washington 47  
 Stanford 75, Georgia 67  
 Tennessee 68, Stanford 60 (Semifinal)  
**USC (1-1)**  
 USC 63, Utah 52  
 Long Beach State 83, USC 58  
**Utah (0-1)**  
 USC 63, Utah 52  
**Washington (1-1)**  
 Washington 70, Iowa 53  
 Stanford 73, Washington 47  
**Washington State (0-1)**  
 Northwestern 82, Washington State 63

**1992**

**Pac-12 Participants (6):** ASU, CAL, COLO, STAN, UCLA, USC  
**Arizona State (0-1)**  
 DePaul 67, Arizona State 65  
**California (0-1)**  
 Santa Clara 73, California 71  
**Colorado (0-1)**  
 Southern Illinois 84, Colorado 80 (OT)  
**Stanford (5-0) \*National Champion\***  
 Stanford 82, UC Santa Barbara 73  
 Stanford 75, Texas Tech 63  
 Stanford 82, USC 62  
 Stanford 66, Virginia 65 (Semifinal)  
 Stanford 78, W. Kentucky 62 (Final)  
**UCLA (2-1)**  
 UCLA 93, Notre Dame 72  
 UCLA 82, Texas 81  
 Southwest Missouri State 83, UCLA 87  
**USC (2-1)**  
 USC 71, Montana 59  
 USC 61, Stephen F. Austin 57  
 Stanford 82, USC 62

**1993**

**Pac-12 Participants (5):** CAL, COLO, STAN, USC, WASH  
**California (1-1)**  
 California 62, Kansas 47  
 Vanderbilt 82, California 63  
**Colorado (2-1)**  
 Colorado 81, UC Santa Barbara 54  
 Colorado 80, Stanford 67  
 Texas Tech 79, Colorado 54  
**Stanford (1-1)**  
 Stanford 93, Georgia 60  
 Colorado 80, Stanford 63  
**USC (1-1)**  
 USC 78, Nebraska 60  
 Texas Tech 87, USC 67  
**Washington (1-1)**  
 Washington 80, Montana State 51  
 Texas Tech 70, Washington 64

**1994**

**Pac-12 Participants (6):** COLO, ORE, OSU, STAN, USC, WASH  
**Colorado (2-1)**  
 Colorado 77, Marquette 74  
 Colorado 92, Oregon 71  
 Washington 78, Colorado 62  
**Oregon (1-1)**  
 Oregon 74, Santa Clara 59  
 Colorado 92, Oregon 71  
**Oregon State (0-1)**  
 Alabama 96, Oregon State 86  
**Stanford (3-1)**  
 Stanford 81, UW-Green Bay 56  
 Stanford 66, Montana 62  
 Stanford 78, Colorado 62  
 Purdue 82, Stanford 65  
**USC (3-1)**  
 USC 77, Portland 62  
 USC 76, George Washington 72  
 USC 85, Virginia 66  
 Louisiana Tech 75, USC 66  
**Washington (1-1)**  
 Washington 89, Boise State 61  
 Purdue 86, Washington 59

## 1995

**Pac-12 Participants (7):** COLO, ORE, OSU, STAN, USC, UTAH, WASH

**Colorado (3-1)**

Colorado 83, Holy Cross 49  
Colorado 78, Southwest Missouri State 34  
Colorado 77, George Washington 61  
Georgia 82, Colorado 79

**Oregon (0-1)**

Louisville 67, Oregon 65

**Oregon State (1-1)**

Oregon State 88, Tennessee State 75 (OT)  
Western Kentucky 85, Oregon State 78

**Stanford (4-1)**

Stanford 88, UC Irvine 55  
Stanford 95, Southern Methodist 73  
Stanford 81, North Carolina 71  
Stanford 69, Purdue 58  
Connecticut 87, Stanford 60

**USC (0-1)**

Memphis 74, USC 72

**Utah (0-1)**

Southwest Missouri State 49, Utah 47

**Washington (2-1)**

Washington 73, Ohio 56  
Washington 54, Arkansas 50  
Texas Tech 67, Washington 52

## 1996

**Pac-12 Participants (5):** COLO, ORE, OSU, STAN, UTAH

**Colorado (1-1)**

Colorado 83, Tulane 75  
Auburn 68, Colorado 61

**Oregon (0-1)**

Wisconsin 74, Oregon 60

**Oregon State (0-1)**

Stephen F. Austin 67, Oregon State 65

**Stanford (4-1)**

Stanford 82, Grambling 42  
Stanford 94, Colorado State 63  
Stanford 78, Alabama 76 OT  
Stanford 71, Auburn 57  
Georgia 86, Stanford 76

**Utah (0-1)**

Southern Mississippi 74, Utah 66

## 1997

**Pac-12 Participants (7):** ARIZ, COLO, ORE, STAN, USC, UTAH, WASH

**Arizona (1-1)**

Arizona 76, Western Kentucky 54  
Georgia 80, Arizona 74

**Colorado (2-1)**

Colorado 69, Marshall 49  
Colorado 66, Stephen F. Austin 57  
Tennessee 75, Colorado 67

**Oregon (1-1)**

Oregon 80, San Diego State 68  
Tennessee 76, Oregon 59

**Stanford (4-1)**

Stanford 111, Howard 59  
Stanford 67, Texas Tech 45  
Stanford 91, Virginia 69  
Stanford 82, Georgia 47  
Old Dominion 83, Stanford 82 (OT)

**USC (1-1)**

USC 68, San Francisco 55  
Florida 92, USC 78

**Utah (1-1)**

Utah 66, Iowa State 57  
Virginia 65, Utah 47

**Washington (0-1)**

Vanderbilt 74, Washington 62

## 1998

**Pac-12 Participants (7):** ARIZ, ORE, STAN, UCLA, UTAH, WASH

**Arizona (2-1)**

Arizona 75, Santa Clara 63  
Arizona 94, Virginia 77  
Connecticut 74, Arizona 57

**Oregon (0-1)**

Rutgers 79, Oregon 76

**Stanford (0-1)**

Harvard 71, Stanford 67

**UCLA (1-1)**

UCLA 75, Michigan 68  
Alabama 75, UCLA 74

**Utah (0-1)**

Louisville 69, Utah 61

**Washington (0-1)**

Purdue 88, Washington 71

## 1999

**Pac-12 Participants (4):** ARIZ, ORE, STAN, UCLA

**Arizona (1-1)**

Arizona 87, Florida 84 (OT)  
Rutgers 90, Arizona 47

**Oregon (1-1)**

Oregon 65, Cincinnati 56  
Iowa State 85, Oregon 70

**Stanford (0-1)**

Maine 60, Stanford 58

**UCLA (3-1)**

UCLA 76, UW-Green Bay 69  
UCLA 87, Kentucky 63  
UCLA 77, Colorado State 68  
Louisiana Tech 88, UCLA 62

## 2000

**Pac-12 Participants (5):** ARIZ, ORE, STAN, UCLA, UTAH

**Arizona (1-1)**

Arizona 73, Kent 61  
Tennessee 75, Arizona 60

**Oregon (0-1)**

UAB 80, Oregon 79 (OT)

**Stanford (1-1)**

Stanford 81, Michigan 74 (OT)  
Georgia 83, Stanford 64

**UCLA (0-1)**

George Washington 79, UCLA 72

**Utah (0-1)**

Illinois 73, Utah 58

## 2001

**Pac-12 Participants (6):** ASU, COLO, ORE, STAN, UTAH, WASH

**Arizona State (0-1)**

LSU 83, Arizona State 66

**Colorado (1-1)**

Colorado 98, Siena 78  
Vanderbilt 65, Colorado 59

**Oregon (0-1)**

Iowa 89, Oregon 82 (OT)

**Stanford (1-1)**

Stanford 76, George Washington 51  
Oklahoma 67, Stanford 50

**Utah (2-1)**

Utah 79, Fairfield 57  
Utah 78, Iowa 69  
Notre Dame 69, Utah 54

**Washington (3-1)**

Washington 67, Old Dominion 65  
Washington 88, Florida 75  
Washington 84, Oklahoma 67  
SW Missouri State 104, Washington 87

## 2002

**Pac-12 Participants (3):** ASU, COLO, STAN

**Arizona State (1-1)**

Arizona State 73, Wisconsin 70  
Vanderbilt 61, Arizona State 35

**Colorado (3-1)**

Colorado 88, Southern 61  
Colorado 69, LSU 58  
Colorado 62, Stanford 59  
Oklahoma 94, Colorado 60

**Stanford (2-1)**

Stanford 76, Weber State 51  
Stanford 77, Tulane 55  
Colorado 62, Stanford 59

## 2003

**Pac-12 Participants (5):** ARIZ, COLO, STAN, UTAH, WASH

**Arizona (0-1)**

Notre Dame 59, Arizona 47

**Colorado (2-1)**

Colorado 84, Brigham Young 45  
Colorado 86, North Carolina 67  
Villanova 53, Colorado 51

**Stanford (1-1)**

Stanford 82, Western Michigan 66  
Minnesota 68, Stanford 56

**Utah (1-1)**

Utah 73, DePaul 64  
Duke 65, Utah 54

**Washington (0-1)**

UW-Green Bay 78, Washington 65

## 2004

**Pac-12 Participants (4):** ARIZ, COLO, STAN, UCLA

**Arizona (0-1)**

Michigan State 72, Arizona 60

**Colorado (0-1)**

UC Santa Barbara 76, Colorado 49

**Stanford (3-1)**

Stanford 68, Missouri 44  
Stanford 68, Oklahoma 43  
Stanford 57, Vanderbilt 55  
Tennessee 62, Stanford 60

**UCLA (0-1)**

Minnesota 92, UCLA 82

## 2005

**Pac-12 Participants (6):** ARIZ, ASU, ORE, STAN, USC, UTAH

**Arizona (1-1)**

Arizona 72, Oklahoma 69  
LSU 74, Arizona 43

**Arizona State (2-1)**

Arizona State 81, Eastern Kentucky 65  
Arizona State 70, Notre Dame 61  
North Carolina 79, Arizona State 72

**Oregon (1-1)**

Oregon 58, TCU 55  
Baylor 69, Oregon 46

**Stanford (3-1)**

Stanford 94, Santa Clara 57  
Stanford 88, Utah 62  
Stanford 76, Connecticut 59  
Michigan State 76, Stanford 69

**USC (1-1)**

USC 65, Louisville 49  
Michigan State 61, USC 59

**Utah (1-1)**

Utah 73, Iowa State 61  
Stanford 88, Utah 62

*Pac-12 teams are 167-122 (.578) in NCAA Tournament games that did not pair current Conference members. League teams have faced each other 13 times in NCAA Tournament play.*



**2006**

**Pac-12 Participants (7):** ASU, CAL, STAN, UCLA, USC, UTAH, WASH

**Arizona State (1-1)**

Arizona State 80, Stephen F. Austin 61  
Utah 86, Arizona State 65

**California (0-1)**

St. John's 78, California 68

**Stanford (3-1)**

Stanford 72, SE Missouri State 45  
Stanford 88, Florida State 70  
Stanford 88, Oklahoma 74  
LSU 62, Stanford 59

**UCLA (1-1)**

UCLA 74, Bowling Green 61  
Purdue 61, UCLA 54

**USC (1-1)**

USC 67, South Florida 65  
Duke 85, USC 51

**Utah (3-1)**

Utah 76, Middle Tennessee State 71  
Utah 86, Arizona State 65  
Utah 57, Boston College 54  
Maryland 75, Utah 65 (OT)

**Washington (1-1)**

Washington 73, Minnesota 69  
LSU 72, Washington 49

**2007**

**Pac-12 Participants (4):** ASU, CAL, STAN, WASH

**Arizona State (3-1)**

Arizona State 57, UC Riverside 50  
Arizona State 67, Louisville 58  
Arizona State 67, Bowling Green 49  
Rutgers 64, Arizona State 45

**California (0-1)**

Notre Dame 63, California 59

**Stanford (1-1)**

Stanford 96, Idaho State 58  
Florida State 68, Stanford 61

**Washington (0-1)**

Iowa State 79, Washington 60

**2008**

**Pac-12 Participants (4):** ASU, CAL, STAN, UTAH

**Arizona State (1-1)**

Arizona State 61, Temple 54  
Duke 67, Arizona State 58

**California (1-1)**

California 77, San Diego 60  
George Washington 55, California 53

**Stanford (5-1) \*National Runner-up\***

Stanford 85, Cleveland State 47  
Stanford 88, UTEP 54  
Stanford 72, Pittsburgh 53  
Stanford 98, Maryland 87  
Stanford 82, Connecticut 73 (Semifinal)  
Tennessee 64, Stanford 48 (Final)

**Utah (0-1)**

Purdue 66, Utah 59

**2009**

**Pac-12 Participants (4):** ASU, CAL, STAN, UTAH

**Arizona State (3-1)**

Arizona State 58, Georgia 47  
Arizona State 63, Florida State 58  
Arizona State 84, Texas A&M 69  
Connecticut 83, Arizona State 64

**California (2-1)**

California 70, Fresno State 47  
California 99, Virginia 73  
Connecticut 77, California 53

**Stanford (4-1)**

Stanford 74, UC Santa Barbara 39  
Stanford 77, San Diego State 49  
Stanford 84, Ohio State 66  
Stanford 74, Iowa State 53  
Connecticut 83, Stanford 64 (Semifinal)

**Utah (1-1)**

Utah 60, Villanova 30  
Maryland 71, Utah 56

**2010**

**Pac-12 Participants (2):** STAN, UCLA

**Stanford (5-1) \*National Runner-up\***

Stanford 79, UC Riverside 67  
Stanford 96, Iowa 67  
Stanford 73, Georgia 36  
Stanford 55, Xavier 53  
Stanford 73, Oklahoma 66 (Semifinal)  
Connecticut 53, Stanford 47 (Final)

**UCLA (1-1)**

UCLA 83, NC State 44  
Nebraska 83, UCLA 70

**2011**

**Pac-12 Participants (4):** ASU, STAN, UCLA, UTAH

**Arizona State (0-1)**

Temple 63, Arizona State 45

**Stanford (4-1)**

Stanford 86, UC Davis 59  
Stanford 75, St. John's 49  
Stanford 72, North Carolina 65  
Stanford 83, Gonzaga 60  
Texas A&M 63, Stanford 62 (Semifinal)

**UCLA (1-1)**

UCLA 55, Montana 47  
Gonzaga 87, UCLA 75

**Utah (0-1)**

Notre Dame 67, Utah 54

**2012**

**Pac-12 Participants (2):** CAL, STAN

**California (1-1)**

California 84, Iowa 74  
Notre Dame 73, California 62

**Stanford (4-1)**

Stanford 73, Hampton 51  
Stanford 72, West Virginia 61  
Stanford 76, South Carolina 60  
Stanford 81, Duke 69  
Baylor 59, Stanford 47 (Semifinal)

**2013**

**Pac-12 Participants (4):** CAL, COLO, STAN, UCLA

**California (4-1)**

California 90, Fresno State 76  
California 82, South Florida 78 (OT)  
California 73, LSU 63  
California 65, Georgia 62 (OT)  
Louisville 64, California 57 (Semifinal)

**Colorado (0-1)**

Kansas 67, Colorado 52

**Stanford (3-1)**

Stanford 72, Tulsa 56  
Stanford 73, Michigan 40  
Georgia 61, Stanford 59

**UCLA (1-1)**

UCLA 66, Stetson 49  
Oklahoma 85, UCLA 72

**2014**

**Pac-12 Participants (4):** ASU, CAL, OSU, STAN, USC

**Arizona State (1-1)**

Arizona State 68, Vanderbilt 61  
Notre Dame 84, Arizona State 67

**California (1-1)**

California 64, Fordham 63  
Baylor 75, California 56

**Oregon State (1-1)**

Oregon State 55, Middle Tennessee 36  
South Carolina 78, Oregon State 69

**Stanford (4-1)**

Stanford 81, South Dakota 62  
Stanford 63, Florida State 44  
Stanford 82, Penn State 57  
Stanford 74, North Carolina 65  
Connecticut 75, Stanford 56

**USC (0-1)**

St. John's 71, USC 68

**PAC-12 IN THE NCAA TOURNAMENT**

**How far did they go?**

A year-by-year listing of Pac-10 teams advancing to the NCAA Round of 16 and beyond:

<b>1982</b>	ASU.....Sweet Sixteen USC.....Elite Eight	<b>2001</b>	UTAH ..... Sweet Sixteen WASH ..... Elite Eight
<b>1983</b>	ASU.....Sweet Sixteen OSU.....Sweet Sixteen USC.....National Champions	<b>2002</b>	COLO..... Elite Eight STAN .....Sweet Sixteen
<b>1984</b>	USC..... National Champions	<b>2003</b>	COLO.....Sweet Sixteen
<b>1985</b>	UCLA.....Sweet 16 USC.....Sweet 16	<b>2004</b>	STAN ..... Elite Eight
<b>1986</b>	USC..... Final Four	<b>2005</b>	STAN ..... Elite Eight ASU.....Sweet Sixteen
<b>1988</b>	STAN ..... Sweet Sixteen USC.....Sweet Sixteen WASH ..... Sweet Sixteen	<b>2006</b>	STAN ..... Elite Eight UTAH ..... Elite Eight
<b>1989</b>	STAN ..... Elite Eight	<b>2007</b>	ASU..... Elite Eight
<b>1990</b>	STAN .... National Champions WASH ..... Elite Eight	<b>2008</b>	STAN ... Championship Game
<b>1991</b>	STAN ..... Final Four WASH ..... Sweet Sixteen	<b>2009</b>	ASU..... Elite Eight CAL ..... Sweet Sixteen STAN ..... Final Four
<b>1992</b>	STAN .... National Champions UCLA.....Sweet Sixteen USC..... Elite Eight	<b>2010</b>	STAN ... Championship Game
<b>1993</b>	COLO..... Elite Eight STAN ..... Sweet Sixteen USC..... Sweet Sixteen	<b>2011</b>	STAN ..... Final Four
<b>1994</b>	COLO..... Sweet Sixteen STAN ..... Elite Eight USC..... Elite Eight	<b>2012</b>	STAN ..... Final Four
<b>1995</b>	COLO..... Elite Eight STAN ..... Final Four	<b>2013</b>	CAL ..... Final Four STAN ..... Sweet Sixteen
<b>1996</b>	STAN ..... Final Four	<b>2014</b>	STAN ..... Final Four
<b>1997</b>	COLO..... Sweet Sixteen STAN ..... Final Four		
<b>1998</b>	ARIZ..... Sweet Sixteen		
<b>1999</b>	UCLA..... Elite Eight		

PAC-12 IN THE WNIT

School	Years	Won	Lost	Pct.	Last	1st	2nd	3rd
Arizona (1996, 01, 10)	3	4	2	.667	2010	1	0	0
Arizona State (1981, 00, 03-04, 10, 12)	6	4	6	.400	2012	0	1	0
California (1979, 81, 84, 87, 10-11)	6	12	8	.600	2011	1	1	0
Colorado (1999, 08, 11-12, 14)	5	12	5	.706	2014	0	0	0
Oregon (1979, 89, 2002, 07, 10, 14)	6	14	4	.777	2014	2	0	1
Oregon State (1980, 82, 01-04, 06, 09, 12)	9	14	7	.667	2012	2	0	0
Stanford	0	0	0	—	—	0	0	0
UCLA	0	0	0	—	—	0	0	0
USC (2000, 02, 11)	3	7	3	.700	2011	0	1	0
Utah (1979, 84, 99, 07, 10, 12-13)	7	9	10	.474	2013	0	1	0
Washington (1999, 2002, 04, 12-14)	6	11	6	.647	2014	0	0	0
Washington State	1	0	1	.000	2014	0	0	0
<b>Pac-12 Totals</b>		<b>87</b>	<b>52</b>	<b>.626</b>		<b>6</b>	<b>4</b>	<b>1</b>



YEAR-BY-YEAR SUMMARY

YEAR	TEAM	W-L	FIN	YEAR	TEAM	W-L	FIN	YEAR	TEAM	W-L	FIN
1978-79	California	0-3	—	2000-01	Arizona	1-1	—	2009-10	Arizona	1-1	—
	Oregon	2-1	—		Oregon State	0-1	—		California	6-0	1st
	Utah	1-2	—	2001-02	Oregon	5-0	1st		Oregon	2-1	—
1979-80	Oregon State	3-0	1st		Oregon State	1-1	—		Utah	1-1	—
1980-81	Arizona State	2-1	2nd		USC	1-1	—	2010-11	Arizona	0-1	—
	California	1-2	—		Washington	2-1	—		California	1-1	—
1981-82	Oregon State	3-0	1st	2002-03	Arizona State	1-1	—		Colorado	3-1	—
1983-84	California	2-1	—		Oregon State	1-1	—		USC	5-1	2nd
	Utah	0-3	—	2003-04	Arizona State	0-1	—	2011-12	Arizona State	0-1	—
1986-87	California	2-1	2nd		Oregon State	2-1	—		Colorado	3-1	—
1988-89	Oregon	3-0	1st		Washington	1-1	—		Oregon State	2-1	—
1995-96	Arizona	3-0	1st	2005-06	Oregon State	1-1	—		Utah	1-1	—
1998-99	Colorado	1-1	—	2006-07	Oregon	1-1	—	2012-13	Washington	3-1	—
	Utah	0-1	—		Utah	1-1	—		Utah	5-1	2nd
	Washington	1-1	—	2007-08	Colorado	3-1	—		Washington	1-1	—
1999-00	Arizona State	0-1	—	2008-09	Oregon State	1-1	—	2013-14	Colorado	2-1	—
	USC	1-1	—						Oregon	1-1	—
									Washington	3-1	—
									Washington State	0-1	—

ALL-TIME RESULTS

1979

Pac-12 Participants: CAL, ORE, UTAH  
California (0-3)

South Carolina 62, California 51  
Minnesota 73, California 64  
Utah 83, California 76

Oregon (2-1)

Oregon 85, Minnesota 74  
South Carolina 84, Oregon 63 (Semifinal)  
Oregon 81, N. Kentucky 72 (Consolation Final)

Utah (1-2)

Drake 88, Utah 67  
Mississippi College 86, Utah 65  
Utah 83, California 76

1980

Pac-12 Participants: OSU  
Oregon State (3-0) \*WNIT Champions\*

Oregon St. 79, Mississippi College 72  
Oregon St. 78, Drake 65 (Semifinal)  
Oregon St. 71, North Carolina 62 (Final)

1981

Pac-12 Participants: ASU, CAL  
Arizona State (2-1) \*WNIT Runner-up\*

Arizona State 85, Tennessee Tech 76  
Arizona State 90, Drake 86 (Semifinal)  
Georgia 75, Arizona State 73 (Final)

California (1-2)

California 82, Baylor 72  
Georgia 80, California 68 (Semifinal)  
Drake 86, California 74 (Consol. Final)

1982

Pac-12 Participants: OSU  
Oregon State (3-0) \*WNIT Champions\*

Oregon State 71, So. Mississippi 65  
Oregon St. 76, Illinois St. 61 (Semifinal)  
Oregon State 76, Florida St 60 (Final)

1984

Pac-12 Participants: CAL, UTAH  
California (2-1)

Western Kentucky 82, California 76  
California 72, Utah 64  
California 81, Oklahoma 78

Utah (0-3)

Vanderbilt 84, Utah 58  
California 73, Utah 64  
Illinois State 82, Utah 61

1987

Pac-12 Participants: CAL  
California (2-1) \*WNIT Runner-up\*

California 109, Appalachian State 99  
California 86, Creighton 82 (Semifinal)  
Arkansas 112, California 80 (Final)

1989

Pac-12 Participants: ORE  
Oregon (3-0) \*WNIT Champions\*

Oregon 82, DePaul 77  
Oregon 93, Toledo 63 (Semifinal)  
Oregon 67, San Diego State 62 (Final)

1996

Pac-12 Participants: ARIZ  
Arizona (3-0) \*WNIT Champions\*

Arizona 80, Western Kentucky 72  
Arizona 80, Arkansas 77 (Semifinal)  
Arizona 79, Northwestern 63 (Final)

1999

Pac-12 Participants: COLO, UTAH, WASH  
Colorado (1-1)

Colorado 70, BYU 53  
Drake 88, Colorado 62

Utah (0-1)

Drake 70, Utah 62

Washington (1-1)

Washington 67, Portland 63  
New Mexico 68, Washington 63

2000

Pac-12 Participants: ASU, USC  
Arizona State (0-1)

Colorado State 66, Arizona State 54

USC (1-1)

USC 71, Santa Clara 64  
Colorado State 66, USC 56

**Pac-12 members have met 12 times in the Postseason NIT:**

Utah 83, California 76  
 California 72, Utah 64  
 Washington 97, USC 87, 2002  
 Oregon 50, Oregon State 48, 2002  
 Oregon 77, Washington 73, 2002  
 California 64, Utah 54  
 California 71, Oregon 57, 2010  
 Colorado 81, California 65  
 USC 87, Colorado 70  
 Washington 52, Utah 39  
 Washington 55, Oregon State 49  
 Washington 93, Oregon 85, 2014

**2001**

**Pac-12 Participants:** ARIZ, OSU

**Arizona (1-1)**

Arizona 85, Pepperdine 65  
 New Mexico 75, Arizona 62

**Oregon State (0-1)**

Brigham Young 78, Oregon State 63

**2002**

**Pac-12 Participants:** ORE, OSU, USC, WASH

**Oregon (5-0) \*WNIT Champion\***

Oregon 72, St. Mary's 61  
 Oregon 50, Oregon State 48  
 Oregon 77, Washington 73  
 Oregon 65, Michigan State 54  
 Oregon 54, Houston 52

**Oregon State (1-1)**

Oregon State 62, Hawaii 50  
 Oregon State 50, Oregon State 48

**USC (1-1)**

USC 72, San Francisco 53  
 Washington 97, USC 87

**Washington (2-1)**

Washington 82, North Texas 61  
 Washington 97, USC 87  
 Oregon 77, Washington 73

**2003**

**Pac-12 Participants:** ASU, OSU

**Arizona State (1-1)**

Arizona State 57, Hawaii 44  
 Baylor 85, Arizona State 62

**Oregon State (1-1)**

Oregon State 77, UNLV 58  
 Fresno State 58, Oregon State 57

**2004**

**Pac-12 Participants:** ASU, OSU, WASH

**Arizona State (0-1)**

UNLV 50, Arizona State 47

**Oregon State (2-1)**

Oregon State 69, Gonzaga 64  
 Oregon State 75, Nebraska 67  
 Creighton 74, Oregon State 64

**Washington (1-1)**

Washington 71, Pepperdine 59  
 Creighton 74, Washington 69

**2006**

**Pac-12 Participants:** OSU

**Oregon State (1-1)**

Oregon State 77, Santa Clara 48  
 Wyoming 67, Oregon State 49

**2007**

**Pac-12 Participants:** ORE, UTAH

**Oregon (1-1)**

Oregon 70, UC Santa Barbara 54  
 Wyoming 64, Oregon 62

**Utah (1-1)**

Utah 78, Montana 70  
 Illinois 59, Utah 48

**2008**

**Pac-12 Participants:** COLO

**Colorado (3-1)**

Colorado 82, Gonzaga 68  
 Colorado 64, Villanova 58  
 Colorado 96, TCU 90 (OT)  
 Marquette 86, Colorado 72

**2009**

**Pac-12 Participants:** OSU

**Oregon State (1-1)**

Oregon State 59, Portland State 47  
 New Mexico 61, Oregon State 56

**2010**

**Pac-12 Participants:** ASU, CAL, ORE

**Arizona State (1-1)**

Arizona State 84, New Mexico State 61  
 BYU 61, Arizona State 53

**California (6-0) \*WNIT Champion\***

California 74, UC Davis 69 (OT)  
 California 64, Utah 54  
 California 71, Oregon 57  
 California 76, BYU 50  
 California 61, Illinois State 45 (Semifinal)  
 California 73, Miami (Fla.) 61 (Final)

**Oregon (2-1)**

Oregon 95, Eastern Washington 66  
 Oregon 93, New Mexico 67  
 California 71, Oregon 57

**Utah (1-1)**

Utah 66, Saint Mary's (Calif.) 53  
 California 64, Utah 54

**2011**

**Pac-12 Participants:** ARIZ, CAL, COLO, USC

**Arizona (0-1)**

Utah State 103, Arizona 95

**California (1-1)**

California 74, Cal Poly 60  
 Colorado 81, California 65

**Colorado (3-1)**

Colorado 71, UC Riverside 62  
 Colorado 81, California 65  
 Colorado 70, Wyoming 58  
 USC 87, Colorado 70

**USC (5-1)**

USC 67, UC Santa Barbara 64  
 USC 78, Nevada 59  
 USC 62, BYU 50  
 USC 87, Colorado 70  
 USC 63, Illinois State 36 (Semifinal)  
 Toledo 76, USC 68 (Final)

**2012**

**Pac-12 Participants:** ASU, COLO, OSU, UTAH, WASH

**Arizona State**

Pacific 77, Arizona State 62

**Colorado (3-1)**

Colorado 54, Northern Colorado 42  
 Colorado 64, South Dakota 55  
 Colorado 48, Villanova 47  
 Oklahoma State 78, Colorado 70

**Oregon State (2-1)**

Oregon State 66, UC Davis 48  
 Oregon State 56, Saint Mary's 41  
 Washington 55, Oregon State 49

**Utah (1-1)**

Utah 69, Utah State 58  
 Washington 52, Utah 39

**Washington (3-1)**

Washington 90, Cal Poly 71  
 Washington 52, Utah 39  
 Washington 55, Oregon State 49  
 San Diego 58, Washington 47

**2013**

**Pac-12 Participants:** UTAH, WASH

**Utah (5-1)**

Utah 56, Long Beach State 49  
 Utah 61, San Diego 50  
 Utah 60, Pacific 55 (OT)  
 Utah 58, Saint Mary's 55  
 Utah 54, Kansas State 46 (OT)  
 Drexel 46, Utah 43

**Washington (3-1)**

Washington 65, Eastern Washington 60  
 Pacific 85, Washington 78

**2014**

**Pac-12 Participants:** COLO, ORE, WASH, WSU

**Colorado (2-1)**

Colorado 78, TCU 71  
 Colorado 79, Southern Utah 68  
 UTEP 68, Colorado 60

**Oregon (1-1)**

Oregon 90, Pacific 63  
 Washington 93, Oregon 85

**Washington (3-1)**

Washington 67, Hawai'i 50  
 Washington 93, Oregon 85  
 Washington 62, San Diego 55  
 UTEP 70, Washington 63

**Washington State (0-1)**

Montana 90, Washington State 78

**NOTE:** *The WNIT was not played during the 1996-97 season.*

Many outstanding Pac-12 women's basketball players have gone on to succeed at the professional level, as 19 former Pac-12 stars were on the opening day rosters as players or coaches in the WNBA. Headlining the list of former Pac-12 athletes who have played in the WNBA is Lisa Leslie, a five-time All-WNBA first team honoree and the 2002 WNBA Finals MVP who retired in 2009. Leslie became the first WNBA player to amass 5,000 career points and recorded the first dunk in league history during the 2002 season. She guided the Los Angeles Sparks to back-to-back league titles in 2001 and 2002. Fellow USC alums and retired WNBA stars Tina Thompson and Cynthia Cooper helped guide the Houston Comets to four-straight WNBA titles from 1997-2000. Most recently, former Stanford Cardinal and current LA Spark Nnemkad Ogwumike was named the WNBA's Rookie of the Year in 2012.



USC's Lisa Leslie was named the MVP of the 2002 WNBA Championship.

**#9 LISA LESLIE (USC)**

- Starting center for the Los Angeles Sparks, three-time MVP, named to the WNBA All-Decade Team
- First WNBA player to amass 5,000 career points
- Recorded first dunk in WNBA history during 2002 season
- Named MVP of the 2002 WNBA Championship
- Named MVP of the WNBA All Star game in 1999, 2001 and 2002
- Named to the All-WNBA Second Team in 1998, 1999 and 2005, First Team in 1997, 2000, 2001, 2002, 2003, 2004 and 2006
- Helped lead Sparks to two WNBA titles in 2001 and 2002
- Seven-time All-Star participant and All-Star MVP in 2001, 2004 and 2006



UCLA's Natalie Williams was USA Basketball's Female Athlete of the Year in 1999.

**#24 NATALIE WILLIAMS (UCLA)**

- Named first team All-WNBA in 1999, 2001
- Competed in the now-defunct ABL, was selected as the 1998 ABL MVP and named to the ABL All-Star Game
- Led league in total rebounds (336) and rebounds per game (11.6) and double-doubles
- Five-time All-Star selection- 1999, 2000, 2001, 2003 and 2004
- USA Basketball's Female Athlete of the Year in 1999



USC's Tina Thompson (left) and Cynthia Cooper (right) celebrate four straight WNBA titles with the Houston Comets.

**#7 TINA THOMPSON (USC)**

- A starter for the four-time WNBA champion Houston Comets ('97, '98, '99, '00)
- Named to the All-WNBA First Team in 1997, 1998 and 2004 and Second Team in 1999, 2000, 2001 and 2002
- Named Most Valuable Player in the WNBA 2000 All Star game
- One of just five women to play in four WNBA All Star games
- Became just the second player in WNBA history to surpass the 4,000 point mark
- Named to the WNBA All-Decade Team

**#14 CYNTHIA COOPER (USC)**

- A member of the four-time WNBA champion Houston Comets ('97, '98, '99, '00)
- Named MVP of the WNBA Championship in 1997, 1998 and 2000
- Named the winner of the WNBA Most Valuable Award in both 1997 and 1998
- Selected to the All-WNBA First Team all four years (1997-00) and WNBA All-Decade Team
- Led the WNBA in scoring in 1997 (22.2 ppg) and 1998 (22.7 ppg)

**PAC-12 PLAYERS IN THE WNBA (2014)**

Player	School/Graduated	WNBA Team
Jayne Appel	Stanford '10	San Antonio Silver Stars
Gennifer Brandon	California '14	Chicago Sky
Layshia Clarendon	California '13	Indiana Fever
Julie Brase Hairgrove	Arizona '03	Phoenix Mercury, Asst. Coach
Ebony Hoffman	USC '04	Connecticut Sun
Briann January	Arizona State '09	Indiana Fever
Eshaya Murphy	USC '07	Phoenix Mercury
Chiney Ogwumike	Stanford '14	Connecticut Sun
Nnemkadi Ogwumike	Stanford '12	Los Angeles Sparks
Shelley Patterson	Washington State '83	Minnesota Lynx, Asst. Coach
Kayla Pedersen	Stanford '11	Connecticut Sun
Nicole Powell	Stanford '04	Seattle Storm
Noelle Quinn	UCLA '07	Seattle Storm
Karleen Thompson	USC '97	Atlanta Dream, Asst. Coach
Davellyn Whyte	Arizona '13	San Antonio Silver Stars
Candice Wiggins	Stanford '08	Los Angeles Sparks
Shaquala Williams	Oregon '02	Seattle Storm, Asst. Coach



Stanford's Chiney Ogwumike was the second player in three years, and third all-time, to be drafted No. 1 overall. She went on to be named WNBA Rookie of the Year.

**ARIZONA**

Aida Barnes	Arizona '98
Minnesota	1999
Cleveland	2000
Seattle	2002-04
Julia Brase	Arizona '03
Phoenix, Asst. Coach	2006-11, 13-14
Davellyn Whyte	Arizona '13
San Antonio	2013

**ARIZONA STATE**

Monique Ambers	Arizona State '93
Sacramento, Asst. Coach	2002-09
New York, Asst. Coach	2012
Michelle Cherry	Arizona State '92
Sacramento, Asst. Coach	2002
Kym Hampton	Arizona State '84
New York	1999
Briann January	Arizona State '09
Indiana	2009-14

**CALIFORNIA**

Laura Baker	California '91
Phoenix Mercury	1999
Gennifer Brandon	California '14
Chicago	2014
Layshia Clarendon	California '13
Indiana	2013-14
Alex Gray-Lawson	California '10
Phoenix	2011-12
Carolyn Jenkins	California '90
Minnesota, Asst. Coach	2003-08
Teresa Palmisano	California '91
Cleveland Rockers	1999
Trisha Stafford-Odom	California '92
Houston	2001
Miami	2002
Ashley Walker	California '09
Seattle	2009
Milica Vukadinovic	California '93
Charlotte Sting	1997

**COLORADO**

Tera Bjorklund	Colorado '04
Charlotte	2004
Isabelle Fijalkowski	Colorado '95
Cleveland	1997-98
Chucky Jeffery	Colorado '13
New York	2013
Raegan Scott	Colorado '97
Utah	1997
Cleveland	1998

**OREGON**

Brandi Davis	Oregon '06
Los Angeles	2006
Edniesha Curry	Oregon '03
Phoenix	2003-04
Los Angeles	2005
Taylor Lilley	Oregon '10
Phoenix	2010
Catherine Kraayeveld	Oregon '05
New York	2005-09
Chicago	2010-11
Atlanta	2012
San Antonio	2013
Jenny Mowe	Oregon '01
Portland	2001-02
Shaquala Williams	Oregon '02
Los Angeles	2003-04
Seattle Storm, Asst. Coach	2014
Angelina Wolver	Oregon '02
Cleveland	2001

**OREGON STATE**

Felicia Raglund	Oregon State '02
Seattle	2002
Houston	2005

**STANFORD**

Jayne Appel	Stanford '10
San Antonio	2010-14
Jennifer Azzi	Stanford '90
Detroit	1999
Utah	2000-02
San Antonio	2003
Bethany Donaphin	Stanford '02
New York	2003-04
Milena Flores	Stanford '00
Miami	2000
Kristen Folkl	Stanford '98
Minnesota	1999-00
Portland	2001-02
Sonja Henning	Stanford '91
Houston	1999, 02
Seattle	2000-02
Indiana	2003
Washington	2003
Naomi Multiauaopele	Stanford '98
Utah	2000
Vanessa Nygaard	Stanford '98
Cleveland	1999
Portland	2000-01
Miami	2002
Los Angeles	2003
San Antonio, Asst. Coach	2008
Nnemkadi Ogumike	Stanford '12
Los Angeles	2012-14
Chiney Ogumike	Stanford '12
Connecticut	2014
Heather Owen	Stanford '98
Washington	1999-00
Kate Paye	Stanford '95
Minnesota	2000-01
Seattle	2002
Kayla Pedersen	Stanford '11
Tulsa	2011-12
Connecticut	2013-14
Jeanette Pohlen	Stanford '11
Indiana	2011-13
Nicole Powell	Stanford '04
Charlotte	2004
Sacramento	2005-09
New York	2010-12
Seattle Storm	2013-14
Olympia Scott	Stanford '98
Utah	1998-99
Detroit	1999-2000
Indiana	2001-02, 06
Charlotte	2004
Sacramento	2005
Phoenix	2007-08
Brooke Smith	Stanford '07
Phoenix	2008-10
Charmin Smith	Stanford '97
Minnesota	1999
Seattle	2000-01
Phoenix	2003
Kate Starbird	Stanford '97
Sacramento	1999
Utah	2000-02
Seattle	2002
Indiana	2004
Kate Steding	Stanford '90
Sacramento	2000
Seattle	2001
Atlanta, Asst. Coach	2008

**STANFORD (cont'd)**

Joslyn Tinkle	Stanford '13
Seattle	2013
Jamila Wideman	Stanford '97
Los Angeles	1997-98
Cleveland	1999
Portland	2000
Candice Wiggins	Stanford '08
Minnesota	2008-12
Tulsa	2013
Los Angeles	2014
Val Whiting	Stanford '93
Detroit	1999
Minnesota	2000-02
Lindsay Yamasaki	Stanford '02
Miami	2002
New York	2003

**UCLA**

Nicole Anderson	UCLA '93
Los Angeles	1999
Nikki Blue	UCLA '06
Washington	2006-09
New York	2010
Sandra Van Embricqs	UCLA '90
Los Angeles	1999
Michelle Greco	UCLA '03
Seattle	2004
Maylana Martin	UCLA '00
Minnesota	2000-01
Charlotte	2002
Noelle Quinn	UCLA '07
Minnesota	2007-08
Los Angeles	2009-11
Washington	2012
Seattle	2013-14
Rehera Stephens	UCLA '92
Sacramento	1998
Natalie Williams	UCLA '92
Utah	1999-2002
Indiana	2003-05
Lisa Willis	UCLA '06
Los Angeles	2006
New York	2007-08

**USC**

Michelle Campbell	USC '97
Utah	1999
Washington	2000
Cynthia Cooper	USC '86
Houston	1997-2000, 03
Phoenix, Head Coach	2001-02
Kim Gessig	
Los Angeles	1997
Briana Gilbreath	USC '12
Phoenix	2013
Ebony Hoffman	USC '04
Indiana	2004-10
Los Angeles	2011-13
Connecticut	2014
Monica Lamb	USC '87
Houston	1998-2000
Lisa Leslie	USC '94
Los Angeles	1997-09
Nicky McCrimmon	USC '94
Los Angeles	2000-04
Pamela McGee	
Sacramento	1997
Los Angeles	1998
Cheryl Miller	
Phoenix, Head Coach	1997-2000

**USC (cont'd)**

Eshaya Murphy	USC '07
Minnesota	2007
Detroit	2008
Indiana	2009-10
Chicago	2010-13
Phoenix	2014
Karleen Thompson	USC '96
Los Angeles, Asst. Coach	2002-04
Los Angeles, Interim Head Coach	2005-06
Houston, Asst. Coach	2005-06
Houston, Head Coach	2007
Atlanta Dream, Asst. Coach	2014
Tina Thompson	USC '97
Houston	1997-08
Los Angeles	2009-11
Seattle	2012-13
Adrain Williams	USC '99
Phoenix	2000-03
San Antonio	2004
Minnesota	2006
Sacramento	2007

**UTAH**

Leilani Mitchell	Utah '08
New York	2008-13
Kim Smith	Utah 2006
Sacramento	2006-08
Shona Thorburn	Utah '06
Minnesota	2006
Seattle	2007

**WASHINGTON**

Amber Hall	Washington '99
Portland	2002
Kristen O'Neill	Washington '03
Seattle	2008
Jamie Redd	Washington '99
Seattle	2000, 01, 02

**WASHINGTON STATE**

Shelley Patterson	Washington State '83
Indiana, Asst. Coach	2002-04
Charlotte, Asst. Coach	2006-09
Minnesota, Asst. Coach	2010-14

**PAC-12 IN THE WNBA DRAFT HISTORY**

**1997 Player Allocation Draft**

Player	School	Pos.	Rd	Pick	Team
Cynthia Cooper	USC	Guard		6	Houston Comets
Lisa Leslie	USC	Center		7	Los Angeles Sparks

**1997 - Elite Draft**

Player	School	Pos.	Rd	Pick	Team
Isabelle Fijalkowski	Colorado	C/F	1	2	Cleveland Rockers
Kym Hampton	ASU	C/F	1	4	New York Liberty

**1997 - College Draft**

Player	School	Pos.	Rd	Pick	Team
<b>Tina Thompson</b>	<b>USC</b>	<b>Forward</b>	<b>1</b>	<b>1</b>	<b>Houston Comets</b>
Pamela McGee	USC	Center	1	2	Sacramento Monarchs
Jamila Wideman	Stanford	Guard	1	3	Los Angeles Sparks
Raegan Scott	Colorado	F/C	3	21	Utah Starzz
Monique Ambers	ASU	Forward	4	25	Phoenix Mercury

**1998 - College Draft**

Player	School	Pos.	Rd	Pick	Team
Olympia Scott	Stanford	F/C	2	11	Utah Starzz
Rehema Stephens	UCLA	Guard	3	25	Los Angeles Sparks
Tanja Kostic	Oregon St.	Forward	3	26	Cleveland Rockers
Adia Barnes	Arizona	Forward	4	33	Sacramento Monarchs
Vanessa Nygaard	Stanford	Forward	4	39	New York Liberty
Monica Lamb-Lattin	USC	Center	4	40	Houston Comets

**1999 - Expansion Draft**

Player	School	Pos.	Rd	Pick	Team
Kristin Folk	Stanford	Forward		1	Minnesota

**1999 - College Draft**

Player	School	Pos.	Rd	Pick	Team
Natalie Williams	UCLA	Center	1	3	Utah Starzz
Jennifer Azzi	Stanford	Guard	1	5	Detroit Shock
Val Whiting	Stanford	Center	2	17	Detroit Shock
Sonja Henning	Stanford	Guard	2	24	Houston Comets
Kate Starbird	Stanford	Guard	3	26	Sacramento Monarchs

**2000 - College Draft**

Player	School	Pos.	Rd	Pick	Team
Maylana Martin	UCLA	Forward	1	10	Minnesota Lynx
Naomi Multiauaopele	Stanford	Center	1	12	Utah Starzz
Katy Steding	Stanford	Forward	1	14	Sacramento Monarchs
Adrain Williams	USC	F/C	2	21	Phoenix Mercury
Milena Flores	Stanford	Guard	3	40	Miami Sol
Rhonda Y Smith	Washington	Center	3	46	Sacramento Monarchs
Marte Alexander	Arizona	Center	3	47	Los Angeles Sparks
Sophie Von Saldern	California	F/C	4	49	Cleveland Rockers
Nicky McCrimmon	USC	Guard	4	63	Los Angeles Sparks

**2001 - College Draft**

Player	School	Pos.	Rd	Pick	Team
Jenny Mowe	Oregon	Center	2	20	Portland Fire
Angeline Wolvert	Oregon	F/C	3	43	Cleveland Rockers
Reshea Bristol	Arizona	Guard	4	50	Charlotte Sting
Carolyn Moos	Stanford	Center	4	53	Phoenix Mercury

**2002 - College Draft**

Player	School	Pos.	Rd	Pick	Team
Felicia Ragland	Oregon St	Guard	2	28	Seattle Storm
Lindsey Yamasaki	Stanford	G/F	2	29	Miami Sol
Mandy Nightingale	Colorado	Guard	3	37	Portland Fire
Edniesha Curry	Oregon	Guard	3	41	Charlotte Sting
LaKeisha Taylor	Arizona	Center	4	49	Indiana Fever
Melody Jackson	Arizona St	Center	4	50	Portland Fire
Cori Enghusen	Stanford	Center	4	58	Houston Comets
Elizabeth Pickney	Arizona	Forward	4	60	Sacramento Monarchs

**2003 - College Draft**

Player	School	Pos.	Rd	Pick	Team
Shaquala Williams	Oregon	Guard	3	30	Cleveland Rockers
Nicole Kaczmarek	UCLA	Guard	3	39	New York Liberty

**2004 - College Draft**

Player	School	Pos.	Rd	Pick	Team
Nicole Powell	Stanford	Guard	1	3	Charlotte Sting
Ebony Hoffman	USC	Center	1	9	Indiana Fever

**2005 - College Draft**

Player	School	Pos.	Rd	Pick	Team
DeeDee Wheeler	Arizona	Guard	2	26	Los Angeles Sparks
Catherine Kraayeveld	Oregon	Forward	3	27	San Antonio Silver Stars

**2006 - College Draft**

Player	School	Pos.	Rd	Pick	Team
Lisa Willis	UCLA	Guard	1	5	Los Angeles Sparks
Shona Thorburn	Utah	Guard	1	7	Minnesota Lynx
Kim Smith	Utah	Forward	1	13	Sacramento Monarchs
Nikki Blue	UCLA	Guard	2	19	Washington Mystics

**2007 - College Draft**

Player	School	Pos.	Rd	Pick	Team
Noelle Quinn	UCLA	Guard	1	4	Minnesota Lynx
Shay Murphy	USC	Guard	2	15	Minnesota Lynx
Brooke Smith	Stanford	Center	2	23	Sacramento Monarchs
Kristen Newlin	Stanford	F/C	3	34	Houston Comets
Emily Westerberg	Arizona St	Forward	3	37	Phoenix Mercury

**2008 - College Draft**

Player	School	Pos.	Rd	Pick	Team
Candice Wiggins	Stanford	Guard	1	3	Minnesota Lynx
Lindsey Pluimer	UCLA	Guard	2	20	Washington Mystics
Leilani Mitchell	Utah	Guard	2	25	Phoenix Mercury

**2009 - College Draft**

Player	School	Pos.	Rd	Pick	Team
Briann January	Arizona St	Guard	1	6	Indiana Fever
Ashley Walker	California	Forward	1	12	Seattle Storm
Camille LeNoir	USC	Guard	2	23	Washington Mystics
Morgan Warburton	Utah	Guard	3	33	Sacramento Monarchs

**2010 - College Draft**

Player	School	Pos.	Rd	Pick	Team
Jayne Appel	Stanford	F/C	1	5	San Antonio Silver Stars
Alexis Gray-Lawson	California	Guard	3	30	Washington Mystics

**2011 - College Draft**

Player	School	Pos.	Rd	Pick	Team
Kayla Pedersen	Stanford	Forward	1	7	Tulsa Shock
Jeanette Pohlen	Stanford	Guard	1	9	Indiana Fever
Brittany Spears	Colorado	Forward	2	19	Phoenix Mercury
Ify Ibekwe	Arizona	Center	2	24	Seattle Storm

**2012 - College Draft**

Player	School	Pos.	Rd	Pick	Team
<b>Nnemkadi Ogwumike</b>	<b>Stanford</b>	<b>Forward</b>	<b>1</b>	<b>1</b>	<b>Los Angeles Sparks</b>
Jacki Gemelos	USC	Guard	3	31	Minnesota Lynx
Amanda Johnson	Oregon	Forward	3	33	Phoenix Mercury
Briana Gilbreath	USC	Guard	3	35	Washington Mystics

**2013 - College Draft**

Player	School	Pos.	Rd	Pick	Team
Layshia Clarendon	California	Guard	1	9	Indiana Fever
Davellyn Whyte	Arizona	Guard	2	16	San Antonio Silver Stars
Chucky Jeffery	Colorado	Guard	2	24	Minnesota Lynx

**2014 - College Draft**

Player	School	Pos.	Rd	Pick	Team
Chiney Ogwumike	Stanford	Forward	1	1	Connecticut Sun
Michelle Plouffe	Utah	Forward	2	19	Seattle Storm
Cassie Harberts	USC	Forward	2	20	Atlanta Dream
Gennifer Brandon	California	Forward	2	22	Chicago Sky
Mikaela Ruff	Stanford	Forward	3	31	Seattle Storm



**Former Cardinal Nnemkadi Ogwumike was the No. 1 draft pick in the 2012 WNBA Draft. She went on to win the WNBA's Rookie of the Year.**



## LARRY SCOTT COMMISSIONER

Throughout his career as a student-athlete, professional athlete, and sports executive, Larry Scott has been a game changer: a bold, innovative leader whose vision for transformative change, from equal prize money at Wimbledon to expansion and revitalization of the Pac-12 Conference, and firm belief that sport can be a force for positive change, have been hallmarks of his career.

### EXPANSION AND INNOVATION AT THE PAC-12

In his five years as Commissioner, and with the support of the member universities presidents and chancellors, Scott orchestrated a rebranding of the Conference, with messages of innovation, excellence, and the advantages of West Coast location at its core. Then he led the Conference through expansion for the first time since 1978 by successfully adding Colorado and Utah.

During his tenure, the Conference has created a Football Championship Game for the first time in its history, transformed the Pac-12 basketball tournaments into must-attend events, and secured agreement for equal revenue sharing for the first time ever.

He has also led a transformation of the Conference's media posture, delivering much-needed revenue, dramatically increasing exposure for women's and Olympic sports, establishing digital and mobile platforms for Pac-12 content, and creating training and employment opportunities for thousands of Pac-12 students interested in launching media careers. To achieve these goals, he delivered a landmark media rights agreement with ESPN and Fox Sports, and created Pac-12 Networks, the first-ever integrated media company owned by a college conference.

His vision for the Conference is global: Scott launched an initiative to expand the Conference's footprint in Asia in 2011. The Pac-12 Globalization Initiative has already led to a number of athletic events and student-athlete cultural exchange programs, and in 2015 will feature the first-ever pro or collegiate regular season game in China when the University of Washington takes on the University of Texas.

### EXCELLENCE AND LEADERSHIP

Scott succeeded Tom Hansen as the sixth Commissioner of what was then the Pac-10 Conference on July 1, 2009. Before that, he served six years as Chairman and Chief Executive Officer of the Sony Ericsson WTA Tour (Women's Tennis Association), where he helped generate unprecedented growth and popularity for women's professional tennis on a global scale.

At the WTA Tour Scott worked with Billie Jean King and others to achieve the long-sought goal of equal prize money for women in tennis' grand slam events. He also became the architect of the largest-ever sponsorship in both women's sports and professional tennis, a six-year \$88-million landmark title sponsorship agreement with Sony Ericsson. Among his many other WTA achievements are the largest television deal in women's tennis history, and a reform package that led to a 40 percent increase in prize money - a record \$86 million - and \$750 million in facilities investment.

### STUDENT-ATHLETE AND TENNIS PRO

Scott's career in athletics extends back to his captaincy of Harvard's tennis team, where he was named an All-American, earned a B.A. in History in 1986, and gained a lifelong appreciation for the importance of maintaining a careful balance between academics and sports.

He went on to play tennis professionally on the ATP circuit, winning one title, and then going on to serve for more than a decade in key posts, including Chief Operating Officer, President of ATP Properties, and Executive Vice President of the International Group. In these roles, which included postings in Sydney, Monte Carlo and London, he was credited with significantly growing the global popularity of men's tennis, establishing the Tennis Masters Cup as one of the sport's most successful events, negotiating the renewal of the ATP's 13-year partnership with Mercedes-Benz -- which remains one of the preeminent sponsorship agreements in tennis history -- and launching tournaments in such developing regions as China and the Persian Gulf.

### RECOGNITION AND SERVICE

Scott has earned major recognition for his visionary leadership: In 2012, he was a finalist for Sports Executive of the Year by the Sports Business Journal and was awarded the Vision Award by Cynopsis Sports. Also that year, the Pac-12 was nominated by Sports Business Journal as Sports League of the Year. In 2013, Scott was given the Americanism Award by the Anti-Defamation League in tribute to his work to affect positive change through sports. Scott also serves on the Board of the Women's Sports Foundation.

During his tenure as Commissioner, he has increasingly become a leader in intercollegiate athletics, playing a major role in creation of the new College Football Playoff, demonstrating leadership in the drive for reform of the NCAA, and being a strong advocate for maintaining the primacy of academics and the welfare of the student-athlete.

Larry and his wife, Cybille, live in Danville, Calif., and have three children, Alexander, Sebastian and Alannah.

### SCOTT QUICK FACTS

#### CURRENT POSITION:

**Commissioner**  
**Pac-12 Conference**  
*July 1, 2009-Present*

#### PREVIOUS POSITION:

**Chairman & CEO • WTA Tour**  
*April 15, 2003-June 30, 2009*

#### HONORS:

- Finalist for Sports Business Journal Sports Executive of the Year, 2012
- Vision Award Winner, Cynopsis Sports Awards, 2012
- Americanism Award Recipient, Anti-Defamation League, 2013
- TIME Magazine's List of Best Sports Executives, 2008

#### EDUCATION:

Harvard University, B.A. European History  
1986 graduate with Honors

#### ATHLETIC ACCOMPLISHMENTS:

All-American tennis player at Harvard  
Three-year professional tennis player, winning one ATP title

## PREVIOUS PAC-12 COMMISSIONERS

**EDWIN N. ATHERTON**  
1940-1944

**VICTOR O. SCHMIDT**  
1944-1959

**THOMAS J. HAMILTON**  
1959-1971

**WILES HALLOCK**  
1971-1983

**THOMAS C. HANSEN**  
1983-2009

**LAWRENCE G. SCOTT**  
2009-Present



**LEARFIELD SPORTS DIRECTORS' CUP**

Five Pac-12 Conference institutions finished the 2013-14 academic year ranked in the final Learfield Sports Directors' Cup top 20, and seven were positioned in the top 27, the most of any conference, the National Association of Collegiate Directors of Athletics (NACDA) announced.

Despite capturing just one NCAA title during the 2013-14 academic year, STANFORD won its 20th-consecutive Directors' Cup. Nine top five finishes, including seven in the top three, propelled the Cardinal in tallying 1,482.00 points. It's the fourth-highest point total all-time for the Cardinal.

UCLA finished seventh (1,078.50 points) and have now placed among the top 10 three consecutive years and in 19 of 21 Directors' Cup standings all-time. The Bruins captured the women's soccer title in the fall, added a women's tennis title in the spring, and had three top-four NCAA finishes. NCAA championships in men's water polo and men's tennis elevated USC to an eighth-place showing with 1,063.75 points. OREGON placed 15th with 943.00 points after picking up three NCAA titles in men's and women's indoor track and field, and men's outdoor track and field. A men's swimming and diving title led CALIFORNIA to a 20th place finish, while ARIZONA and ARIZONA STATE rounded out the top 27, finishing 26th (795.25) and 27th (793.25), respectively.

WASHINGTON finished 33rd with 646.50 points. COLORADO, aided by a national title in men's cross country, was 39th overall (543.00). UTAH finished 72nd with 298.25 points, followed by OREGON STATE (75th, 280.75) and WASHINGTON STATE (149th, 104.00).

The success of the Pac-12 in the Director's Cup was bolstered by the capturing of 10 NCAA titles, most among all conferences. In addition, Pac-12 league members recorded six runner-up finishes and at least one team finished among the top four in 22 NCAA championships.

The Directors' Cup was developed as a joint effort between the National Association of Collegiate Directors of Athletics (NACDA) and USA Today. Points are awarded based on each institution's finish in up to 20 sports - 10 women's and 10 men's.

**CONFERENCE COMPARISON**

Conference*	Top 20 Schools	Membership Ratio
1. Pac-12 (12)	5	.417
2. SEC (14)	5	.357
2. ACC (15)	5	.333
4. Big 12 (12)	3	.250
5. Big Ten (10)	2	.200

\* based on 2013-14 membership

**WHERE THEY RANKED**

	School	Total Pts
1.	Stanford	1482.00
7.	UCLA	1078.50
8.	USC	1063.75
15.	Oregon	943.00
20.	California	878.75
26.	Arizona	795.25
27.	Arizona State	793.25
33.	Washington	646.50
39.	Colorado	543.00
75.	Oregon State	280.75
72.	Utah	298.25
149.	Washington State	104.00

**TOM HANSEN CONFERENCE MEDAL WINNERS**



A Conference Medal is awarded annually to each member institution's outstanding senior male and female student-athlete based on the exhibition of the greatest combination of performance and achievement in scholarship, athletics and leadership.

Conference medal winners have been named every year since the 1960-61 academic year. In 2009, the Pac-12 re-named the award the Tom Hansen Conference Medal in honor of Hansen, who retired at the end of June 2009 after serving for 26 years as Commissioner of the Pac-10.

Following are the 2013-14 award winners:

**2013-14 PAC-12 TOM HANSEN CONFERENCE MEDAL WINNERS**

School	Men	Women
Arizona	Lawi Lalang, Cross Country/Track & Field	Margo Geer, Swimming & Diving
Arizona State	Cory Hahn, Baseball	Stephanie Preach, Volleyball
California	Brandon Hagy, Golf	Alicia Asturias, Gymnastics
Colorado	Andreas Haug, Skiing	Shalaya Kipp, XC/Track & Field
Oregon	Robin Cambier, Tennis	Laura Roesler, Track & Field
Oregon State	Josh Smith, Soccer	Jenna Richardson, Soccer
Stanford	Trent Murphy, Football	Chiney Ogwumike, Basketball
UCLA	Joe Sofia, Soccer	Anna Senko, Swimming & Diving
USC	Devon Kennard, Football	Natalie Hagglund, Volleyball
Utah	Ben Tasevac, Tennis	Mary Beth Lofgren, Gymnastics
Washington	Sam Dommer, Rowing	Kaitlin Inglesby, Softball
Washington State	Deone Bucannon, Football	Micaela Castain, Soccer



## **JAMIE ZANINOVICH • Deputy Commissioner and Chief Operating Officer**

Deputy Commissioner Jamie Zaninovich comes to the Pac-12 after six years as the commissioner of the West Coast Conference. At the Pac-12, Zaninovich has responsibility for all aspects of the Pac-12 Conference's administrative operations, including television administration, sport management, championships, football bowl relationships, governance, enforcement, compliance, and officiating.

In his time with the WCC, Zaninovich led the conference through a period of unprecedented membership growth, transformed the conference basketball championships into successful events, and brought forward television and digital media advances that showcased the WCC's brand regionally, nationally and internationally.

Zaninovich was a member of the NCAA Division I Men's Basketball Committee from 2011-2014 and is a past Chair of the Division I Collegiate Commissioners Association Division I Subdivision. He is also a founding member of the Board of Managers and Competition Committee of the Men's Basketball Officiating LLC, a past member of the NCAA Committee on Women's Athletics and was named one of the prestigious "40 Under 40" honorees by the Sports Business Journal in 2010.

A native of Eugene, Oregon, Zaninovich is a graduate of Stanford University and the Stanford University Graduate School of Business. Prior to the WCC, he served as a sports administrator at both Stanford and Princeton University.



## **WOODIE DIXON • Senior Vice President Business Affairs**

Woodie Dixon joined the Pac-12 in April 2010 and manages all business affairs, in-house legal matters and human resources for the Conference and Pac-12 Networks, as well as football administration for the Conference.

Prior to joining the Pac-12, Dixon spent six years (2004-10) as General Counsel for the NFL's Kansas City Chiefs overseeing all legal matters for the franchise, including player, marketing, sponsorship, stadium operations, special event and sales contracts, litigation and licensing. Previously, he has practiced law with the NFL, Sidley, Austin, Brown & Wood LLP in Chicago, and Dorsey & Whitney LLP in Minneapolis, Minn.

Dixon is a graduate of Harvard Law School, the University of Massachusetts graduate program in Sports Management and Amherst College.



## **DANETTE LEIGHTON • Chief Marketing Officer**

Danette Leighton joined the Pac-12 Conference in April 2010 as the Conference's first Chief Marketing Officer. Her responsibilities include leading the Conference and Pac-12 Networks in the development and implementation of strategic marketing and communication programs, as well as integrating and supporting the marketing interests of the member institutions. She oversees the areas of business operations, communications, event operations, marketing, public affairs and ticket sales, as well as the communications and marketing departments at Pac-12 Networks.

An Arizona graduate, Leighton returns to the Pac-12 where she began her career as a public relations intern. Most recently, she acted as Vice President of Marketing and Brand Development for Maloof Sports & Entertainment. She spent the last decade overseeing all marketing and branding efforts for the NBA's Sacramento Kings and ARCO Arena, as well as the business operations for the WNBA's Sacramento Monarchs.

Previously, she led Sony's sports marketing division, focusing on the PGA Tour and the Sony Open in Hawai'i. She also served as the executive director of the 1999 NCAA Women's Basketball Final Four at Stanford and worked in public relations for the Fiesta Bowl.



## **RON MCQUATE • Chief Financial Officer**

McQuate joined the Pac-12 in March 2010 as the Chief Financial Officer and manages the finances for the Conference and Pac-12 Networks. Prior to joining the Pac-12, McQuate spent seven years at the Sony Ericsson WTA Tour (WTA) where he served Sr. Vice President of Finance.

Before the WTA, McQuate acted as Vice President of Finance for the Soccer, Europe, and Events Divisions of AEG in Los Angeles, Calif.

He began his career in sports with the Cleveland Indians as Controller and then Director of Corporate Planning and Development. McQuate earned his B.S.B.A. in accounting from the University of Dayton.



## **GLORIA NEVAREZ • Senior Associate Commissioner, Senior Woman Administrator**

Gloria Nevarez was named the Pac-12's Senior Associate Commissioner and Senior Woman Administrator in April 2010. Nevarez is responsible for the administration of the Conference's Senior Woman Administrators and oversees all sports except football. She is the Pac-12 liaison for men's basketball and women's golf.

Before joining the Pac-12, Nevarez spent the previous three years as Senior Associate Athletic Director at the University of Oklahoma, overseeing marketing, human resources, strength and conditioning and several sports including men's and women's basketball. She also served as the University's liaison for Title IX compliance and Big 12 governance issues. Before Oklahoma, Nevarez was Associate Commissioner/SWA for the West Coast Conference. Nevarez previously held positions in program management, compliance and legal affairs at the University of California. She also worked in the athletic department at San Jose State University and was an adjunct faculty member at the University of San Francisco.

Nevarez is a graduate of the University of Massachusetts where she played basketball and is a University of California, Berkeley Law alumna.



**RON BARKER • Associate Commissioner, Governance & Enforcement**

Ron Barker joined the Pac-12 as Assistant Commissioner for Governance and Enforcement in October of 2001 and was promoted to Associate Commissioner in February of 2006. His job duties include administering the Conference's enforcement and NCAA governance programs and working with the Faculty Athletic Representative group as well as managing the hardship petitions.

Prior to joining the Pac-12, Barker served as an enforcement representative for the National Collegiate Athletic Association (1999-2001). He has also been an investigator for the Legal Department of Novell, Inc. of Provo, Utah (1992-99) and served as a graduate assistant basketball coach at Brigham Young University (1989-91).

A former professional basketball player for Deportivo Luqueño (Paraguay), Barker is a 1987 graduate of California State University, Long Beach. He earned his master's degree in sports administration from BYU in 1991. He and his wife, Heidi, have four children.



**CHRIS DAWSON • Associate Commissioner, Sports Management**

Chris Dawson was named Assistant Commissioner of Olympic Sports in August 2001 and was promoted to Associate Commissioner in February of 2006. She is the Conference liaison for women's basketball, men's soccer, swimming and diving, tennis and softball. Dawson is also responsible for administering the officiating policy. She currently serves on the NCAA Division I Women's Basketball Committee as well as the NCAA Division I Awards, Benefits, Expenses and Financial Aid Cabinet.

Prior to joining the Pac-12, Dawson spent 23 years at the University of California as the Associate Athletic Director for Sport Programs and Senior Women's Administrator from 1992 to 2001. She was named Assistant Athletic Director for the Cal Women's Athletic Department in 1989 and was the Sports Information Director for the women's department from 1979-89. Dawson served as the chair of the NCAA Championships & Competition Cabinet, and as a member of the NCAA Strategic Planning Cabinet, the NCAA Soccer Rules Committee, the NCAA Woman of the Year Committee and the NCAA Volleyball Committee.

Dawson is a 1975 honors graduate of the University of Virginia where she was a student-athlete in basketball. She earned a master's degree in education, with emphasis in sport administration from Ohio University in 1979.



**ERIK HARDENBERGH • Vice President, Public Affairs**

Erik Hardenbergh joined the Pac-12 as the Vice President of Public Affairs in July 2012. Hardenbergh leads the development and execution of public relations plans and strategies promoting the interests and reputation of the Pac-12 and Pac-12 Networks. Hardenbergh plays a pivotal role in enhancing the Conference's visibility at local, national and global levels.

Most recently, Hardenbergh spent four years as the Vice President of the Glover Park Group in Washington, D.C., where he developed strategic messaging platforms and coordinated integrated campaigns for companies including JPMorgan Chase and United Technologies. Hardenbergh has also worked for several sports media outlets including Yahoo! Sports, Fox Sports Northwest and ABC Sports.

Hardenbergh holds a bachelor's degree in political science from Amherst College, where he was an Academic All-American and captained the golf team for three years. Hardenbergh also earned an MBA from the Kenan-Flagler Business School at University of North Carolina-Chapel Hill.



**DAVE HIRSCH • Vice President, Communications**

Dave Hirsch has been with the Pac-12 since 1995 and was promoted to Vice President, Communications in June 2010. His responsibilities include administering the Conference marketing and communications programs with particular emphasis in football and men's basketball. Hirsch serves as the Media Operations Director for the Pac-12 Football Championship Game and the Pac-12 Men's Basketball Tournament.

Prior to joining the Pac-12, Hirsch was a member of the University of Arizona media relations staff (1988-1995) where he was Coordinator of Information Services. In that role, he was director of media operations for the Wildcats' nationally-ranked basketball team. He has received numerous citations for excellence in publications by the College Sports Information Directors of America (CoSIDA).

From 1998-2007, Hirsch worked with the Tournament of Roses Association, serving as the Assistant Media Coordinator for the Rose Bowl Game.

Hirsch is a 1986 graduate of the University of Arizona and was a member of the Wildcat baseball team for two years.



**WILL HUNTER • Vice President, Operations**

Will Hunter joined the Pac-12 in July 2012 as the Vice President of Operations and oversees the development, operation and coordination of the Pac-12 Football Championship Game and Men's Basketball Tournament.

Hunter came to the Pac-12 after three years as the Event Operations Manager for Cowboys Stadium in Arlington, TX where he managed major events such as Super Bowl XLV, the 2010 NBA All-Star Game, Big 12 Football Championship and Cotton Bowl Classic. Hunter managed over 100 events at Cowboys Stadium for a combined total attendance of over two million guests. In addition to managing operations and logistics for events, he was heavily involved in sponsorship activation at Cowboys Stadium.

Hunter's previous experience includes stops with the NFL League Office in New York and the Scottish Claymores (NFL Europe) in Glasgow, Scotland.

Hunter earned a bachelor's degree in Psychology from Wofford College, where he captained the football team.



**DUANE LINDBERG • Associate Commissioner, Television**

Duane Lindberg returned to the Pac-12 staff for his second tour of duty in 1991 as Assistant Commissioner for Electronic Communications, and was promoted to Associate Commissioner, Television in February of 2006. His job duties include overseeing the Conference television agreements.

Lindberg spent 1989-91 at the Southwest Conference in Dallas as Assistant Commissioner overseeing the Conference's compliance program. His first stint at the Pac-12 saw him serve as Assistant Commissioner for Compliance and Enforcement in 1989, Assistant to the Commissioner from 1986-89, and Assistant Public Relations Director from 1983-86. He previously served two-and-one-half years as Assistant SID at USC.

A Tacoma, Wash., native, Lindberg has both undergraduate (1979) and master's (1981) degrees from the University of Washington.



## **TAMMY NEWMAN • Associate Commissioner, Governance & Enforcement**

Tammy Newman joined the Pac-12 Conference in 1989. Promoted to Associate Commissioner, Governance in July 2013, her responsibilities include directing the NCAA and Pac-12 governance processes for the Conference office and institutional members. Additionally, she serves as the staff liaison to the Council, DLIR, Legislative and Nominating Committees. She also oversees the Conference VIP hospitality programs.

Newman has a bachelor of arts degree from Saint Mary's College of California. A Bay Area native, she is married to Dennis Willing.



## **HEATHER PERRY • Associate Commissioner, Sports Management & Championships**

Heather Perry was named Assistant Commissioner of Championships in June 2007. She serves as the Conference liaison for baseball, women's gymnastics, men's and women's rowing, volleyball and is the Tournament Director for the Pac-12 Women's Basketball Championship.

Prior to joining the Pac-12, Perry spent nine years at the NCAA, most recently as the Associate Director of Playing Rules Administration. In her role, she has served as a championships administrator and media coordinator at the Women's College World Series, Women's Final Four, Division II Women's Elite Eight, Women's Frozen Four and the Women's Rowing Championship.

Perry earned her undergraduate degree from Ball State University in Muncie, Ind., where she received a bachelor of science degree in public relations with a minor in speech communication. She also has a master's degree in sports management from BSU.



## **ERIK PRICE • Associate Commissioner, Compliance**

Erik Price joined the Pac-12 Conference in October 2002 after spending seven years in the Office of the Faculty Athletics Representative at the University of California, serving as Senior Administrative Analyst (1994-2000). Promoted to Associate Commissioner in July of 2013, he is primarily responsible for the Conference's compliance program, which includes rules education, and monitoring and interpreting NCAA and Conference rules for all Conference members.

Assistant Commissioner in February of 2006, his responsibilities include assisting the Compliance and Enforcement staff in monitoring and applying NCAA and Conference legislation. He coordinates the Pac-12 Student-Athlete Advisory Committee (SAAC).

A native of Berkeley, Calif., he is a 1989 graduate of Columbia University with a degree in economics and received a master's degree in journalism from the University of California in 1991.

He and his wife Paula are the parents of two children, Sasha and Ben.



## **ROB SINE • Vice President, Ticket Sales**

Rob Sine was named Vice President of Ticket Sales in June 2012. Sine is responsible for the ticket sales strategy and execution of Pac-12 Championships, including the Pac-12 Men's and Women's Basketball Tournaments and Pac-12 Football Championship Game as his major priorities. Sine also works closely with each of the Pac-12 institutions' ticket sales and operations departments.

Prior to joining the Pac-12, Sine founded and served as president of Hands On Sports, a consulting firm that specialized in working with sport executives to start-up or enhance ticket and sponsorship sales strategies or brand marketing campaigns. Clients included members of the NBA, NFL, MLB, NHL, NCAA, NASCAR, MLS, CFL, IFL, NLL, AFL, AHL and ECHL. Preceding Hands On Sports, Sine spent 11 years working on the team side of professional sports; five years in minor league sports and seven years in leadership roles overseeing ticket sales revenue with three NBA organizations—Portland Trail Blazers, Seattle Sonics, and Milwaukee Bucks.

Sine received his degree from Penn State University.



## **HEATHER VAUGHAN • Vice President, Marketing**

Vaughan joined the Pac-12 in June 2010 as the Conference's first Senior Director, Marketing. Her duties include enhancing the overall marketing and staging of all Pac-12 Championships and events, serving as the creative lead for the Conference and working with the marketing team to develop and execute strategic marketing plans.

Prior to joining the Conference, Vaughan worked for the Maloof Sports & Entertainment team for nine years, overseeing the creative services department. She was responsible for the marketing, branding and creative materials to support the NBA's Sacramento Kings, the WNBA's Sacramento Monarchs and ARCO arena. She also worked for several advertising agencies in the Los Angeles area.

A San Diego, Calif., native, Vaughan graduated from California State University Chico with a bachelor's degree in communication design. She also holds a master's degree in communications from California State University, Fullerton.



## **ANNA ROBERTS • Senior Director, Human Resources**

Anna Roberts joined the Pac-12 in September 2011 as the Director of Human Resources and is responsible for all aspects of the Pac-12 people strategy including talent management, staffing, employee relations, compensation and performance management. Prior to joining the Conference office, Roberts was at Support.com, a mid-sized technology company, where she oversaw the human resources function. In addition, she worked several years in the human resource field in various environments, including several years with Adeco Group.

Roberts graduated from California Polytechnic State University, San Luis Obispo.



**TAYLOR LIEN • Director, Business Operations**

Taylor Lien joined the Pac-12 in July 2009 as a strategy intern, identifying and analyzing growth opportunities and assisting in the development of a strategic roadmap for the Conference. In December 2009, he was promoted to Manager, Business Development.

Lien was promoted in June 2012 to Director, Business Operations, where he oversees the research and analytics for the Pac-12's new initiatives. He is also responsible for the business strategy, revenue and contractual aspects of the Conference's major championship events, acts as a liaison between the Conference office and Pac-12 Enterprises, and is part of the team developing the Pac-12's international initiative, with a focus on China.

Lien is a 2009 graduate of the University of California, Berkeley with a bachelor's degree in business administration from the Haas School of Business.



**MICHAEL ORTIZ • Director, Video Operations**

Michael Ortiz was named Video Operations Director in May 2012. Ortiz manages the day-to-day video operations at the Pac-12, including oversight of the Conference's Command Center for its officiating programs and instant replay technologies.

Ortiz came to the Pac-12 from Oregon State, where he served as the Football Video Director since 2007, overseeing management of the OSU football video department. Ortiz responsibilities included managing the coaching analysis information network, maintained hardware and software, overseeing video crews and creating videos for football-related functions and the recruitment process. Prior to Oregon State, Ortiz was the Assistant Video Director at both the University of Washington and the University of Colorado. Ortiz was voted Pac-12 Video Coordinator of the year by his peers for the 2009-10 and 2012-13 seasons and was a finalist for the National Video Coordinator of the year.

Ortiz is a graduate of the University of Colorado with a bachelor's degree in broadcast journalism.



**NATALIA CICCONO • Assistant Commissioner, Communications**

Natalia Ciccone was named Assistant Commissioner of Communications for the Pac-10 in October 2008. Her responsibilities include assisting in the Conference's communications and marketing programs, with emphasis on women's basketball, volleyball and outdoor track & field; assisting with the Conference's internet and social media operations; and overseeing the production of the Conference's publications. She also serves as the Media Director of the Pac-10 Women's Basketball Tournament.

Ciccone was an Assistant Media Relations Director at the University of Maryland from 2002-2008, serving as the primary contact for the NCAA Champion women's basketball and field hockey teams. She served as assistant media coordinator for the NCAA Women's Basketball Tournament first and second rounds, and as media coordinator for a number of NCAA field hockey events, including the 2007 NCAA National Championship.

From 2000-03, Ciccone was a Sports Information Assistant at Penn State University and was an Assistant Sports Information Director at Mount St. Mary's College (Md.) prior to that.

Ciccone is a 1998 graduate of Goucher College where she was a member of the women's lacrosse team for four years.




**CHRIS MERINO • Assistant Commissioner, Compliance**

Chris Merino joined the Pac-12 in September 2013 as Assistant Commissioner of Compliance. His responsibilities include assisting the Compliance and Enforcement staff in monitoring and applying NCAA and Conference legislation, as well as aiding with coordination of the Pac-12 Student-Athlete Advisory Committee.

Prior to joining the Pac-12, Merino served as the Assistant Director of Compliance Services at Stanford University, where he administered and monitored student-athlete eligibility, amateurism issues, financial aid and playing and practice seasons. Preceding Stanford, Merino was a post-graduate intern with the NCAA, working with the Academic and Membership Affairs department. He has also previously served as a compliance assistant with the West Coast Conference and a legal compliance intern with Santa Clara University Athletics Department.

Merino graduated from the Santa Clara University of Law with his Juris Doctor degree. He earned his bachelor's degree in history from the University of Notre Dame. He and his wife welcomed their first child, Mateo Jude Merino, on July 5, 2013.



**STEPHANIE CRAMNER • Controller**

Stephanie Cranmer joined the Pac-12 in April 2012 as Controller. Her responsibilities include day-to-day accounting, budgeting and reporting functions and maintaining the general ledger for the Pac-12.

Cranmer previously spent two and a half years as a senior accountant for Armano McKenna, LLP, serving some of the Bay Area's largest schools, non-profits, foundations and corporations. She has also worked for the William and Flora Hewlett Foundation and Price-waterhouseCoopers. Cranmer is a member of the American Institute of Certified Public Accountants and the California Society of Certified Public Accountants.

A graduate of UCLA with a bachelor's degree in business economics and minor in accounting, Cranmer was a sports marketing intern in the athletic department for three years. She currently resides in Walnut Creek with her husband, Max.



**ANNA KAREFA-JOHNSON • Senior Manager, Marketing**

Anna Karefa-Johnson joined the Pac-12 in July 2012. She is responsible for executing the Pac-12 branding initiative while managing the Conference's live events, partner activations, premium items and merchandising.

Prior to joining the Pac-12, Karefa-Johnson worked with UMCA Sports where she managed event production for clients such as Nike Basketball, LRMR, The LeBron James Family Foundation and King's Academy Basketball Camp. She has also held public relations internships with the Los Angeles Lakers, Baltimore Ravens and the NFLPA.

Karefa-Johnson holds a bachelor's degree in communication from the University of Southern California. She also earned a master's in sports industry management from Georgetown University.



## **SCOTT TESTER • Senior Manager, Ticket Operations**

Scott Tester joined the Pac-12 in January 2014 as the Senior Manager of Ticketing. Tester came to the Conference by way of Oregon State after working in Corvallis as the Director of Tickets since February 2012. While at Oregon State, he led a staff responsible for managing all ticket sales and service for 100+ Beaver athletic events each year. Prior to OSU, he was the Assistant Director of Ticket Operations at the University of Washington in Seattle for nearly five years where he managed Husky ticket operations for multiple sports and postseason events. Before coming to the west coast, Tester worked in similar supporting roles at both the University of Maryland in College Park and the University of Toledo in Ohio.

Tester received his bachelor's of science in sport management from Bowling Green State University, where he also served as an assistant in the athletic ticket office. He currently resides in Pleasant Hill, Calif., with his wife Jen and two dogs.



## **CARRIE XU • Senior Manager, International**

Carrie Xu joined the Pac-12 in November 2012 as the Conference's first Senior Manager, International. Xu is responsible for all aspects of the Pac-12's globalization initiative aimed to proactively promote the Conference and its member institutions to new audiences through educational collaboration, cultural exchange and sport.

Prior to the Pac-12, Xu worked for Nike on its basketball initiatives, product marketing and merchandising in China. Xu began her career as a management trainee at Unilever China in Shanghai.

A Shanghai native, Xu graduated from Fudan University in China with a bachelor's degree in economics. Xu also holds an MBA from the Marshall Business School at the University of Southern California.



## **RONNY BUSH • Operations Manager**

Ronny Bush was named the Operations Manager in October 2012. He is responsible for coordinating event logistics for the Pac-12 Football Championship Game and the Pac-12 Men's Basketball Tournament including facilities, transportation, team operations, and event timelines.

Prior to joining the Pac-12, Bush worked as a Marketing Assistant at the University of Washington where he was responsible for the marketing and game-day production of volleyball, gymnastics, baseball, and track and field. He also assisted with the marketing and promotions for Husky Football and Men's Basketball games. Prior to working in marketing, Bush was an intern with the event management department, assisting in the operations and coordination of home athletic, university, and special events.

Bush is a graduate of Washington State University where he earned a bachelor of arts in sport management in 2010.



## **LINA DIAZ • Assistant Director of Business and Finance**

Lina Diaz was promoted to Assistant Director of Business and Finance in February 2006. She assists the Chief Financial Officer and Controller with maintaining the Conference's financial records and disbursement of funds.

Diaz joined the Pac-12 in October of 1991, but had worked in other part-time temporary capacities for the Conference since March of 1989 before joining the staff on a full-time basis.

A native of the Philippines, Diaz is a graduate of Far Eastern University in Manila with a degree in Commerce with an emphasis in banking and finance. She had worked in various secretarial positions around the Bay Area before joining the Pac-12.



## **PETER SMITH • Graphic Designer**

Peter Smith was named the Graphic Designer in September 2014. He is responsible for promoting the business interest of the Conference through both strategy and design. Smith is the in-house designer for the Conference for web, social, digital, special events and championships. Smith works on upholding the Pac-12's values of integrity and heritage while focusing on helping to continue the transformation of the Pac-12 into the new digital media era.

Smith came to the Pac-12 from working as a graphic design contractor for Brand Fever Inc., where he worked with some of the world's largest publicly and privately held companies, including The Coca-Cola Company and Georgia Pacific. Prior to Brand Fever, he was a contract designer for Next Marketing. He earned his degree in design at the Portfolio Center after earning a bachelor of arts in history at Trinity College (Conn.).




## **CHERYL WONG • Manager, Officiating and Sports Management**

Cheryl Wong was named sports management manager in August 2012. Her primary responsibilities include assisting the Conference's multiple officiating programs, as well as serving as the sports liaison for wrestling. As part of the sports management team, she will also assist with the Pac-12 Football Championship Game, as well as, the men's and women's basketball tournaments.

Wong came to the Pac-12 from the University of California where she was the travel coordinator. While there, she successfully researched and secured airfare, local and road transportation, and lodging for all of Cal's 29 varsity teams. She also was the primary contact for the Cal football airplane charter. In addition to being the travel coordinator, Wong was also part of the event management football game day staff for three seasons.

Wong is a graduate of UCLA where she received a bachelor of arts in the study of religion. She also earned a master's in education with a major in sport administration from the University of Miami.



## **JAIMIE ALFIERI • Video Operations Coordinator**

Jaimie Alfieri joined the Pac-12 Conference as Video Operations Coordinator in September 2013. She assists the Director of Video Operations in overseeing all Video Coordinators in the Conference, as well as providing video and video support for officials and networks.

Alfieri previously worked as a ticker operator and logger with Pac-12 Enterprises, writing on-air headlines for breaking news stories and archiving games for highlight package purposes. Prior to joining the Pac-12, she served as the head student video editor for the Oregon State University Football Video Department, where she edited practices and games and organized editing crews.

Alfieri graduated from Oregon State University in May 2012.



**LIZ BEADLE • Public Affairs Coordinator**

Liz Beadle joined the Conference in July 2014 as the Public Affairs Coordinator. She will be contributing in strategic communications, proactive public relations and media relations for various sports throughout the upcoming season.

Most recently, Beadle served as a postgraduate intern with the NCAA, dividing her time between executive communications and the NCAA's communications office. Prior to that, she interned for two United States Senators from her home state of Arkansas, wrote sports articles for the Arkansas Traveler and interned at a Little Rock advertising and public affairs agency. Beadle graduated from the University of Arkansas with a degree in journalism focusing on advertising and public relations, as well as a degree in political science.



**SEAN HARRIS • Coordinator, Championships and Sports Management**

Sean Harris joined the Pac-12 as an Administrative Fellow in July 2013. In January 2014, Harris joined the team in a full-time position as Sports Management and Championships Coordinator. His primary responsibilities include overseeing the awards and merchandise programs, assist in overseeing the cross country and track and field programs, and is heavily involved in the planning of all championships. Harris graduated from Washington State University in 2013 with a bachelor's degree in sport management with a emphasis on business administration.

Harris was a student intern for the WSU Foundation on the annual giving and special gifts team. He helped receive and organize donations as well as hosting foundation sponsored events and fundraisers. He worked in the WSU tutoring services providing fellow student-athletes with professional assistance in sport management courses. Harris was a four-year varsity letter award recipient in track and field.



**IN JA HALCOMB • Executive Assistant to the Commissioner**

In Ja Halcomb was named Executive Assistant to the Commissioner in July 2012. Halcomb provides administrative assistance to the Commissioner.

Halcomb joined the Pac-12 after nine years as an Executive Assistant for Maloof Sports and Entertainment, where she assisted the company President with daily administration and business operations for the Sacramento Kings and Power Balance Pavilion. Halcomb worked directly with the executive management team, including the finance, sales, marketing and operations departments.



**HILARY BACH • Administrative Fellow**

Hilary Bach joined the Pac-12 as an Administrative Fellow in January 2014. She graduated from Arizona State University in 2011 with her bachelor's in business marketing, then obtained her master's of business administration in international leadership from ASU in May 2013.

Prior to joining the Pac-12, Bach played softball internationally for Team Toda in Japan. Before that, she served as a senior administrative graduate assistant at Arizona State's athletic department, where she received the ACWAA Administrator of Tomorrow Award. While an undergraduate, Bach was an intern in ASU's Athletic Promotions and Revenue Generation department, creating season marketing plans for the varsity teams. She has also held positions as a general manager for the Phoenix Women's Sports Association and as a research analyst for Navigate Research, as well as an account executive intern for KTAR Sports Talk Radio.



**KYRA GEITHMAN • Communications Fellow**

Kyra Geithman joined the Pac-12 as a Communications Fellow in July 2013. Geithman is a 2013 graduate of Arizona State University with a bachelor's degree in journalism and mass communication with a minor in design studies.

Prior to joining the Pac-12, Geithman was an intern in the ASU sports information department, assisting in media relations efforts for softball, volleyball and swimming. She wrote recaps, game notes and previews for publication to TheSunDevils.com, assisted with game-day operations, designed graphics and interactive content for publications and updated social media. Geithman was also a community assistant in a residence hall of 1,200 students providing mentoring and advising to students.



**JON OLIVERO • Communications Fellow**

Jonathan Olivero joined the Pac-12 as a Communications Fellow in July 2014. He is a 2014 graduate of USC with a bachelor's degree in public relations.

Most recently, Olivero worked as a public relations intern with the Los Angeles Lakers, acting as an on-site media liaison for Lakers home games and practices, editing and producing content for Lakers Magazine, and assisting with the editing and preparation of game notes. Prior to that, he has held internship positions in public relations and communications with the Los Angeles Kings, the Los Angeles D-Fenders and the Los Angeles Dodgers. He also served as a college marketing representative for Warner Bros. Pictures.



**Meghan Cesnik**  
Administrative Assistant  
General Counsel & CFO



**Wendy Heredia**  
Senior Administrative  
Assistant  
Marketing & Communications



## **BOBBY DIBLER • Coordinator of Men's Basketball Officiating**

Bobby Dibler enters his 15th year with the Mountain West after working in a similar capacity at the Western Athletic Conference from 1992-98. Prior to his duties of coordinating officials for the Conference, he was a WAC basketball official for 19 years. Dibler has also officiated in the Southwest Athletic (1973-93), Big West (1982-93), Pacific-10 (1982-86, 1988-1993), Big Eight (1981-82), and Missouri Valley (1973-82) conferences. During his 20 years as an official, he worked 14 NCAA tournaments, including three Final Fours, and several NIT games. Dibler was also employed with the Proctor and Gamble Distributing Company as an Account Executive/Operations Manager for 31 years before retiring in December 1999.



## **VIOLET PALMER • Coordinator of Women's Basketball Officiating**

A pioneer in refereeing, Violet Palmer was named the Conference's Coordinator of Women's Basketball Officiating in May 2010. The first woman to officiate a major U.S. professional sport at the highest level when she became a referee in the National Basketball Association (NBA) in 1997, Palmer has been on the NBA's officiating roster for 13 years and is the only woman among the league's officiating staff.

Palmer has officiated NBA playoff games and the WNBA Championships. Prior to joining the professional ranks, she spent nine seasons officiating at the collegiate level, including five NCAA Women's Final Fours and two National Championship games.

Palmer's duties with the Pac-12 will include implementing the Conference's officiating program, as well as identifying, recruiting and assigning referees. Palmer's strength and focus on education and training will further develop the Conference's officials and elevate them to the next level.

Palmer is a native of Los Angeles and a four-year letterwinner at Cal Poly Pomona where she led the Broncos to the 1985 and 1986 NCAA crowns.



## **DAN PEDERSEN • Coordinator of Baseball Officiating**

Dan Pedersen was named Coordinator of Baseball Officiating in July 2002. He spent 24 years as an NCAA Division I umpire and retired from the field in 2003. He has worked five College World Series (youngest at age 26) and more than twenty NCAA regional championships. He also worked the 1991 Pan American Games in Havana, Cuba, and is a former professional umpire.

Prior to joining the Pac-12 staff, Pedersen served as Supervisor of Baseball Umpires for the Western Athletic Conference. Under his guidance, the WAC program became one of the most successful in the nation. There is a tremendous contrast between his professional career and his baseball career. Dan spent 17 years managing programs within the space launch industry and is now serving in a senior management position developing and manufacturing the next generation of advanced avionics.

Pedersen holds a bachelor of science degree in business management. He and his wife, Melissa, have two children, Brady and Alyssa, and reside in San Diego, Calif.



## **JOANNE VENDITTO • Coordinator of Softball Officiating**

Joanne Venditto was appointed the newly created Coordinator of Softball Officiating in June 2003. She brings more than two decades of experience with assigning and coordinating softball programs, including 10 years at the Division I level.

From 2001-03, Venditto served as Softball Umpire Liaison for the Pac-10, helping to facilitate communication between Pac-12 coaches and umpires, disseminating playing rule interpretations and assisting in the standardization of umpiring mechanics. She spent two years as Coordinator of Softball Umpires for the Big West Conference and has also assigned for the California Collegiate Athletic Conference (CCAA), the NAIA and the Western State Community College Conference. In addition to her work with conferences, Venditto coordinated four workshops in 2002-03 as part of the NCAA Umpire Development Program. As an official, she worked full Division I and Division II schedules from 1980-1991.

Venditto holds a degree in recreation administration from California State University Northridge.



## **SANDRA HUNT • Coordinator of Women's Soccer**

Sandra Hunt was named Coordinator of Women's Soccer Officiating in April of 2009. Her duties include implementing the Conference's officiating program in women's soccer, as well as identifying, recruiting, training, assigning and evaluating referees for matches at Pac-12 institutions.

Hunt spent 17 years as an on-field official before retiring in 2004, representing the United States on officiating crews at a number of international events, including the 1999 and 2003 FIFA Women's World Cup, and the 2000 Olympic Games. Her experiences cover all levels of soccer, including the collegiate level where she was assigned the national championship game at the NCAA Women's College Cup twice. In 1998, she became one of the first two women to referee a game in Major League Soccer (MLS) and has also officiated in the Women's United Soccer Association (WUSA) professional league.

She is one of only 23 United States Soccer Federation (U.S.S.F.) national assessors designated a match inspector and is currently serving on the Board of Directorship for the U.S. Soccer Committee, National Association of Sports Officials (NASO) and Whatcom Sports Commission. Hunt a graduate of Seattle Pacific University with a degree in leisure and recreation.



## **CHARLIE BROWN • Coordinator of Women's Volleyball Officiating**

Charlie Brown was appointed Coordinator of Women's Volleyball Officiating in December 1994. For more than 20 years, he's excelled in the sport as an athlete, high school coach and referee.

Until recently, Brown had coached the girl's team at Granada HS in Livermore, Calif., where his program was consistently among the best in the state. As a referee, he's worked nationally with all levels of competition, particularly the U.S. Sports Festival. Professionally, Brown is employed by Lawrence Livermore Laboratory, where he's involved with project management and design engineering.



## NCAA TEAM TITLES WON BY CONFERENCE (ALL-TIME)

TEAM		INDIVIDUAL	
1. Pac-12	469	1. Pac-12	2,230
2. Big Ten	266	2. Big Ten	1,649
3. Southeastern	208	3. SEC	1,338
4. Big 12	162	4. Big 12	982
5. Atlantic Coast	159	5. ACC	478
6. Ivy	95	6. Ivy	427
7. American Athletic	48	7. American Athletic	245
8. Conference USA	42	8. Big East	209
9. Summit	32	9. Mountain West	207
10. West Coast	32	10. Conference USA	170

## NCAA TEAM TITLES WON BY CONFERENCE (ALL-TIME)

MEN		WOMEN	
1. Pac-12	287	1. Pac-12	154
2. Big Ten	204	2. Southeastern	93
3. Southeastern	114	3. Atlantic Coast	75
4. Big 12	113	4. Big Ten	42
5. Atlantic Coast	77	5. Big 12	31
6. Ivy	57	6. Ivy	16
7. American Athletic	33	7. American Athletic	14
8. Conference USA	29	8. Conference USA	13
9. West Coast	23	9. Big East	12
10. Atlantic 10	15	10. West Coast	9

COMBINED	
1. Pac-12	28
2. Ivy	22
Summit	22
4. Big Ten	20
5. Big 12	18

## NCAA INDIVIDUAL TITLES WON BY CONFERENCE (ALL-TIME)

MEN		WOMEN	
1. Big Ten	1,419	1. Pac-12	681
2. Pac-12	1,376	2. Southeastern	637
3. Big 12	738	3. Big 12	222
4. Southeastern	699	4. Big Ten	182
5. Atlantic Coast	294	5. Atlantic Coast	149
6. Ivy	279	6. American Athletic	67
7. American Athletic	168	7. Big East	67
8. Mountain West	141	8. Ivy	42
9. Conference USA	138	9. Conference USA	31
10. Big East	121	10. Mountain West	24

COMBINED	
1. Pac-12	173
2. Ivy	106
3. Summit	84
4. America East	73
5. Big Ten	48

## NCAA TEAM TITLES WON BY SCHOOL (ALL-TIME)

MEN		WOMEN	
1. USC	84	1. STANFORD	42
2. UCLA	72	2. UCLA	39
3. STANFORD	61	4. North Carolina	29
4. Oklahoma State	51	3. Louisiana State	25
5. Arkansas	42	5. Texas	23
6. Michigan	34	6. Maryland	20
7. CALIFORNIA	27	7. Georgia	19
8. Yale	26	8. USC	17
9. Indiana	24	9. Florida	15
Iowa	24	10. ARIZONA STATE	12

COMBINED	
1. Denver	22
2. COLORADO	18
3. West Virginia	16

## NCAA INDIVIDUAL TITLES WON BY SCHOOL (ALL-TIME)

MEN		WOMEN	
1. USC	311	1. STANFORD	186
2. Michigan	274	2. Texas	147
3. STANFORD	259	3. Florida	142
4. Ohio State	216	4. Georgia	140
5. Texas	180	5. Louisiana State	108
6. UCLA	164	6. UCLA	100
7. Oklahoma State	163	7. ARIZONA	91
8. CALIFORNIA	150	8. CALIFORNIA	73
9. Illinois	142	9. USC	70
10. Oklahoma	136	10. Auburn	51

COMBINED	
1. COLORADO	88
2. Denver	84
3. UTAH	69

## NCAA TEAM & INDIVIDUAL TITLES WON BY PAC-12 SCHOOLS (ALL-TIME)

### TEAM TITLES

MEN	WOMEN	COMBINED
USC	Stanford	Colorado
84	44	18
UCLA	UCLA	Utah
72	39	10
Stanford	USC	<b>TOTAL</b>
61	16	<b>28</b>
California	Arizona State	
27	12	
Oregon	Arizona	
15	11	
Arizona State	Oregon	
11	9	
Utah	Utah	
11	9	
Arizona	California	
7	6	
Oregon State	Washington	
3	6	
Colorado	Colorado	
4	2	
Washington State	<b>TOTAL</b>	<b>154</b>
2		
<b>TOTAL</b>		<b>287</b>

### INDIVIDUAL TITLES

MEN	WOMEN	COMBINED
USC	Stanford	Colorado
311	193	88
Stanford	UCLA	Utah
259	100	69
UCLA	Arizona	Stanford
164	92	13
California	California	Washington
150	75	2
Washington State	USC	Washington State
79	71	1
Oregon	Arizona State	<b>TOTAL</b>
85	46	<b>173</b>
Utah	Oregon	
72	35	
Arizona	Utah	
82	24	
Arizona State	Washington	
66	17	
Washington	Colorado	
53	15	
Oregon State	Oregon State	
32	7	
Colorado	Washington State	
23	6	
<b>TOTAL</b>	<b>TOTAL</b>	<b>681</b>
<b>1,376</b>		

based on 2013-14 conference memberships

## ALL-TIME NCAA CHAMPIONSHIPS BY SPORT » WOMEN'S SPORTS

### BASKETBALL (4)

1982-83—USC  
1983-84—USC  
1989-90—Stanford  
1991-92—Stanford

### CROSS COUNTRY (11)

1983—Oregon  
1987—Oregon  
1997—Stanford  
2000—Colorado  
2003—Stanford  
2004—Colorado  
2005—Stanford  
2006—Stanford  
2007—Stanford  
2008—Washington  
2012—Oregon

### GOLF (15)

1990—Arizona State  
1991—UCLA  
1993—Arizona State  
1994—Arizona State  
1995—Arizona State  
1996—Arizona  
1997—Arizona State  
1998—Arizona State  
2000—Arizona  
2003—USC  
2004—UCLA  
2008—USC  
2009—Arizona State  
2011—UCLA  
2013—USC

### GYMNASTICS (15)

1982—Utah  
1983—Utah  
1984—Utah  
1985—Utah  
1986—Utah  
1990—Utah  
1992—Utah  
1994—Utah  
1995—Utah  
1997—UCLA  
2000—UCLA  
2001—UCLA  
2003—UCLA  
2004—UCLA  
2010—UCLA

### ROWING (6)

1997—Washington  
1998—Washington  
2001—Washington  
2005—California  
2006—California  
2009—Stanford

### SOCCER (3)

2007—USC  
2011—Stanford  
2013—UCLA

### SOFTBALL (23)

1982—UCLA  
1984—UCLA  
1985—UCLA  
1988—UCLA  
1989—UCLA

1990—UCLA  
1991—Arizona  
1992—UCLA  
1993—Arizona  
1994—Arizona  
1996—Arizona  
1997—Arizona  
1999—UCLA  
2001—Arizona  
2002—California  
2003—UCLA  
2004—UCLA  
2006—Arizona  
2007—Arizona  
2008—Arizona State  
2009—Washington  
2010—UCLA  
2011—Arizona State

### SWIMMING (13)

1983—Stanford  
1989—Stanford  
1992—Stanford  
1993—Stanford  
1994—Stanford  
1995—Stanford  
1996—Stanford  
1997—USC  
1998—Stanford  
2008—Arizona  
2009—California  
2011—California  
2012—California

### TENNIS (21)

1982—Stanford  
1983—USC  
1984—Stanford  
1985—USC  
1986—Stanford  
1987—Stanford  
1988—Stanford  
1989—Stanford  
1990—Stanford  
1991—Stanford  
1997—Stanford  
1999—Stanford  
2001—Stanford  
2002—Stanford  
2004—Stanford  
2005—Stanford  
2006—Stanford  
2008—UCLA  
2010—Stanford  
2013—Stanford  
2014—UCLA

### INDOOR TRACK (9)

2000—UCLA  
2001—UCLA  
2007—Arizona State  
2008—Arizona State  
2010—Oregon  
2011—Oregon  
2012—Oregon  
2013—Oregon  
2014—Oregon

### OUTDOOR TRACK (6)

1982—UCLA  
1983—UCLA  
1985—Oregon  
2001—USC  
2004—UCLA  
2007—Arizona State

### VOLLEYBALL (14)

1981—USC  
1984—UCLA  
1990—UCLA  
1991—UCLA  
1992—Stanford  
1995—Stanford  
1996—Stanford  
1997—Stanford  
2001—Stanford  
2002—USC  
2003—USC  
2004—Stanford  
2005—Washington  
2011—UCLA

### WATER POLO (14)

2001—UCLA  
2002—Stanford  
2003—UCLA  
2004—USC  
2005—UCLA  
2006—UCLA  
2007—UCLA  
2008—UCLA  
2009—UCLA  
2010—USC  
2011—Stanford  
2012—Stanford  
2013—USC  
2014—Stanford



*The Oregon men's track and field team won its first NCAA title in 30 years. It was also the Pac-12's 10th NCAA title of the 2013-14 season.*



*UCLA won its first women's soccer NCAA title and the Conference's third in seven years.*

ALL-TIME NCAA CHAMPIONSHIPS BY SPORT » MEN'S SPORTS

<b>BASEBALL (28)</b>	1997—Stanford	1988—Utah	1963—USC	1934—Stanford	1990—USC
1947—California	2001—Colorado	1991—Colorado	1964—USC	1935—USC	1993—UCLA
1948—USC	2002—Stanford	1993—Utah	1965—UCLA	1936—USC	1995—UCLA
1957—California	2003—Stanford	1995—Colorado	1966—USC	1937—USC	1996—UCLA
1958—USC	2004—Colorado	1996—Utah	1967—USC	1938—USC	1997—Stanford
1961—USC	2006—Colorado	1997—Utah	1968—USC	1939—USC	1998—UCLA
1963—USC	2007—Oregon	1998—Colorado	1969—USC	1940—USC	2000—UCLA
1965—Arizona State	2008—Oregon	1999—Colorado	1970—UCLA	1941—USC	2006—UCLA
1967—Arizona State	2013—Colorado	2003—Utah	1971—UCLA	1942—USC	2010—Stanford
1968—USC		2006—Colorado	1973—Stanford	1943—USC	
1969—Arizona State	<b>GOLF (14)</b>	2011—Colorado	1974—Stanford	1949—USC	<b>WATER POLO (39)</b>
1970—USC	1938—Stanford	2013—Colorado	1975—UCLA	1950—USC	1969—UCLA
1971—USC	1939—Stanford		1976—UCLA	1951—USC	1971—UCLA
1972—USC	1941—Stanford	<b>SOCCER (4)</b>	USC	1952—USC	1972—UCLA
1973—USC	1942—Stanford	1985—UCLA	1977—Stanford	1953—USC	1973—California
1974—USC	1946—Stanford	1990—UCLA	1978—Stanford	1954—USC	1974—California
1976—Arizona	1953—Stanford	1998—UCLA	1979—UCLA	1955—USC	1975—California
1977—Arizona State	1988—UCLA	2002—UCLA	1980—Stanford	1956—UCLA	1976—Stanford
1978—USC	1990—Arizona State		1981—Stanford	1958—USC	1977—California
1980—Arizona	1992—Arizona	<b>SWIMMING (24)</b>	1982—UCLA	1961—USC	1978—Stanford
1981—Arizona State	1994—Stanford	1960—USC	1983—Stanford	1962—Oregon	1980—Stanford
1986—Arizona	1996—Arizona State	1963—USC	1984—UCLA	1963—USC	1981—Stanford
1987—Stanford	2004—California	1964—USC	1986—Stanford	1964—Oregon	1983—California
1988—Stanford	2007—Stanford	1965—USC	1988—Stanford	1965—Oregon	1984—California
1998—USC	2008—UCLA	1966—USC	1989—Stanford	USC	1985—Stanford
2006—Oregon State		1967—Stanford	1990—Stanford	1966—UCLA	1986—Stanford
2007—Oregon State	<b>GYMNASTICS (13)</b>	1974—USC	1991—USC	1967—USC	1987—California
2012—Arizona	1962—USC	1975—USC	1992—Stanford	1968—USC	1988—California
2013—UCLA	1968—California	1976—USC	1993—USC	1970—Oregon	1990—California
	1975—California	1977—USC	1994—USC	1971—UCLA	1991—California
<b>BASKETBALL (16)</b>	1984—UCLA	1979—California	1995—Stanford	1972—UCLA	1992—California
1938-39—Oregon	1986—Arizona State	1980—California	1996—Stanford	1973—UCLA	1993—Stanford
1941-42—Stanford	1987—UCLA	1982—UCLA	1997—Stanford	1976—USC	1994—Stanford
1943-44—Utah	1992—Stanford	1985—Stanford	1998—Stanford	1977—Arizona State	1995—UCLA
1958-59—California	1993—Stanford	1986—Stanford	2000—Stanford	1978—UCLA	1996—UCLA
1963-64—UCLA	1995—Stanford	1987—Stanford	2002—USC	1984—Oregon	1998—USC
1964-65—UCLA	1997—California	1992—Stanford	2005—UCLA	1987—UCLA	1999—UCLA
1966-67—UCLA	1998—California	1993—Stanford	2009—USC	1988—UCLA	2000—UCLA
1967-68—UCLA	2009—Stanford	1994—Stanford	2010—USC	2000—Stanford	2001—Stanford
1968-69—UCLA	2011—Stanford	1998—Stanford	2011—USC	2014—Oregon	2002—Stanford
1969-70—UCLA		2008—Arizona	2012—USC		2003—USC
1970-71—UCLA	<b>SKIING (28)</b>	2011—California	2014—USC	<b>VOLLEYBALL (25)</b>	2004—UCLA
1971-72—UCLA	1959—Colorado	2012—California		1970—UCLA	2005—USC
1972-73—UCLA	1960—Colorado	2014—California	<b>INDOOR TRACK (6)</b>	1971—UCLA	2006—California
1974-75—UCLA	1972—Colorado		1967—USC	1972—UCLA	2007—California
1994-95—UCLA	1973—Colorado	<b>TENNIS (54)</b>	1972—USC	1974—UCLA	2008—USC
1996-97—Arizona	1974—Colorado	1946—USC	1977—Wash. State	1975—UCLA	2009—USC
	1975—Colorado	1950—UCLA	2008—Arizona State	1976—UCLA	2010—USC
<b>BOXING (1)</b>	1976—Colorado	1951—USC	2009—Oregon	1977—USC	2011—USC
1937—Wash. State	1977—Colorado	1952—UCLA	2014—Oregon	1979—UCLA	2012—USC
	1978—Colorado	1953—UCLA		1980—USC	2013—USC
<b>CROSS COUNTRY (15)</b>	1979—Colorado	1954—UCLA	<b>OUTDOOR TRACK (46)</b>	1981—UCLA	
1961—Oregon State	1981—Utah	1955—USC	1922—California	1982—UCLA	<b>WRESTLING (1)</b>
1971—Oregon	1982—Colorado	1956—UCLA	1925—Stanford	1983—UCLA	1988—Arizona State
1973—Oregon	1983—Utah	1958—USC	1926—USC	1984—UCLA	
1974—Oregon	1984—Utah	1960—UCLA	1928—Stanford	1987—UCLA	
1977—Oregon	1986—Utah	1961—UCLA	1930—USC	1988—USC	
1996—Stanford	1987—Utah	1962—USC	1931—USC	1989—UCLA	

ALL-TIME NON-NCAA CHAMPIONSHIPS BY SPORT » MEN'S SPORTS

<b>FOOTBALL (Polls)</b>	<b>ROWING (31)</b>	1939—California	1997—Washington
1954—UCLA (UPI)	(IRA: pre-1979;	1940—Washington	1999—California
1962—USC (AP, UPI)	Cincinnati Regatta; 1982-)	1941—Washington	2000—California
1967—USC (AP, UPI)	1923—Washington	1948—Washington	2002—California
1972—USC (AP, UPI)	1924—Washington	1949—California	2007—Washington
1974—USC (UPI)	1926—Washington	1950—California	2009—Washington
1978—USC (UPI)	1928—California	1960—California	2011—Washington
1991—Washington	1932—California	1961—California	2012—Washington
(UPI, USA)	1934—California	1964—California	2013—Washington
2003—USC (AP)	1935—California	1970—Washington	2014—Washington
2004—USC (BCS)	1936—Washington	1976—California	
	1937—Washington	1984—Washington	

## PAC-12 CHAMPIONSHIPS

### BY SCHOOL » MEN'S TITLES

SPORT	ARIZ	ASU	CAL	COLO	ORE	OSU	STAN	UCLA	USC	UTAH	WASH	WSU
Baseball	4	10	23	0	12	13	16	8	37	0	14	22
Basketball	13	0	15	0	3	12	11	31	7	0	12	2
Cross Country	6	0	0	3	16	0	12	2	1	0	2	4
Football	1	3	14	0	10	5	14	17	38	0	15	4
Golf	3	12	2	0	3	0	8	5	20	0	6	0
Gymnastics*	0	1	13	0	4	0	2	9	1	0	3	0
Rowing	0	0	16	0	0	0	0	5	0	0	35	0
Soccer	0	0	3	0	0	0	1	8	0	0	2	0
Swimming	0	0	5	0	4	2	51	2	24	0	20	1
Tennis	0	0	6	0	0	0	22	37	33	0	41	0
Track & Field	0	1	3	0	17	1	5	18	41	0	9	5
Water Polo*	0	0	13	0	0	0	11	11	4	0	0	0
Wrestling	0	16	0	0	3	21	0	1	0	0	3	1
<b>TOTALS</b>	<b>27</b>	<b>43</b>	<b>113</b>	<b>3</b>	<b>72</b>	<b>54</b>	<b>153</b>	<b>154</b>	<b>206</b>	<b>0</b>	<b>162</b>	<b>39</b>

\* Pac-10 Championship until 1992, when the Mountain Pacific Sports Federation was founded.

Others: Baseball (Portland State 1), Basketball (Idaho 2), Cross Country (Idaho 1), Wrestling (Boise State 6, Cal State Bakersfield 1)

^ Two titles later vacated due to NCAA penalty



The Pac-12 hosts championships in 17 sports throughout the school year, including basketball, cross country, golf, rowing, swimming & diving, tennis and track & field for both men's and women's. The Conference also hosts championships in football, women's gymnastics and wrestling.

### TOTAL PAC-12 CHAMPIONSHIPS MEN'S & WOMEN'S

Stanford	268
UCLA	222
USC	222^
Washington	199
California	136
Oregon	92
Oregon State	61
Arizona State	57
Arizona	51
Washington State	41^
Colorado	4
Utah	1

Note: Championships includes ties. Championships also includes titles won where sports were split into Northern and Southern Division.

^ Two titles later vacated due to NCAA penalty

### BY SCHOOL » WOMEN'S TITLES

SPORT	ARIZ	ASU	CAL	COLO	ORE	OSU	STAN	UCLA	USC	UTAH	WASH	WSU
Basketball	1	1	1	0	2	0	23	1	2	0	3	0
Cross Country	1	0	0	1	8	0	15	0	0	0	3	0
Golf	7	8	2	0	0	0	2	5	4	0	0	0
Gymnastics	0	0	0	0	0	6	5	16	0	1	0	0
Rowing	0	0	10	0	0	0	0	2	1	0	14	0
Soccer	0	0	1	0	0	0	10	10	1	0	1	0
Softball	10	2	3	0	2	1	1	9	0	0	3	0
Swimming	4	0	3	0	0	0	19	2	0	0	0	0
Tennis	0	0	2	0	0	0	24	1	3	0	9	2
Track & Field	0	3	0	0	8	0	1	15	1	0	0	0
Volleyball	1	0	1	0	0	0	15	7	4	0	4	0
<b>TOTALS</b>	<b>24</b>	<b>14</b>	<b>23</b>	<b>1</b>	<b>20</b>	<b>7</b>	<b>115</b>	<b>68</b>	<b>16</b>	<b>1</b>	<b>37</b>	<b>2</b>



ARIZONA won its first-ever Pac-12 Championship in women's cross country in 2013.



STANFORD captured its first Pac-12 Championship crown in 20 years in 2014.

ALL-TIME PAC-12 CHAMPIONSHIPS BY SPORT » MEN'S SPORTS

<b>BASEBALL</b>	1958 — USC	2005 — Oregon State	1972-73 — UCLA	1994 — Washington
1916 — California	1959 — USC	2006 — Oregon State	1973-74 — UCLA	1995 — Oregon
1917 — California	1960 — California (So.)	2007 — Arizona State	1974-75 — UCLA	1996 — Stanford
1918 — Oregon	USC (So.)	2008 — Arizona State	1975-76 — UCLA	1997 — Stanford
1919 — Washington	Washington State (No.)	2009 — Arizona State	1976-77 — UCLA	1998 — Stanford
1920 — California	1961 — USC (So.)	2010 — Arizona State	1977-78 — UCLA	1999 — Arizona
1921 — California	Washington State (No.)	2011 — UCLA	1978-79 — UCLA	2000 — Stanford
1922 — Washington	1962 — USC (So.)	2012 — Arizona	1979-80 — Oregon State	2001 — Stanford
1923 — California (So.)	Oregon State (No.)	UCLA	1980-81 — Oregon State	2002 — Stanford
Washington (No.)	1963 — USC (So.)	2013 — Oregon State	1981-82 — Oregon State	2003 — Stanford
1924 — California	Oregon State (No.)	2014 — Oregon State	1982-83 — UCLA	2004 — Stanford
USC	1964 — USC (So.)		1983-84 — Oregon State	2005 — Stanford
Stanford	Oregon (No.)	<b>BASKETBALL</b>	Washington	2006 — Oregon
1925 — Stanford (So.)	1965 — USC (So.)	1915-16 — Oregon State	1984-85 — USC	2007 — Oregon
Washington (No.)	Washington State (No.)	California	Washington	2008 — Oregon
1926 — California (So.)	1966 — Stanford (So.)	1916-17 — Washington State	1985-86 — Arizona	2009 — Stanford
Washington (No.)	California (So.)	1918-19 — Oregon	1986-87 — UCLA	2010 — Stanford
1927 — USC (So.)	Washington State (No.)	1919-20 — Stanford	1987-88 — Arizona	2011 — Colorado
Stanford (So.)	1967 — Stanford	1920-21 — Stanford	1988-89 — Arizona	2012 — Colorado
California (So.)	1968 — USC	California	1989-90 — Arizona	2013 — Colorado
Washington State (No.)	1969 — UCLA	1921-22 — Idaho	Oregon State	
1928 — California (So.)	1970 — USC	1922-23 — Idaho	1990-91 — Arizona	<b>FOOTBALL</b>
Oregon (No.)	1971 — USC	1923-24 — California	1991-92 — UCLA	1916 — Washington
Washington State (No.)	1972 — USC	1924-25 — California	1992-93 — Arizona	1917 — Washington State
1929 — California (So.)	1973 — USC	1925-26 — California	1993-94 — Arizona	1918 — California
Washington (No.)	1974 — USC	1926-27 — California	1994-95 — UCLA	1919 — Washington
1930 — USC (So.)	1975 — USC	1927-28 — USC	1995-96 — UCLA	Oregon
Washington (No.)	1976 — UCLA (So.)	1928-29 — California	1996-97 — UCLA	1920 — California
1931 — Stanford (So.)	Washington State (No.)	1929-30 — USC	1997-98 — Arizona	1921 — California
USC (So.)	1977 — USC	1930-31 — Washington	1998-99 — Stanford	1922 — California
Washington (No.)	1978 — USC	1931-32 — California	1999-00 — Arizona	1923 — California
1932 — California (So.)	1979 — UCLA	1932-33 — Oregon State	Stanford	1924 — Stanford
Washington (No.)	1980 — Arizona	1933-34 — Washington	2000-01 — Stanford	1925 — Washington
1933 — California (So.)	California	1934-35 — USC	2001-02 — Arizona	1926 — Stanford
Washington State (No.)	1981 — Arizona State	1935-36 — Stanford	2002-03 — Arizona	1927 — USC
1934 — California (So.)	1982 — Arizona State	1936-37 — Stanford	2003-04 — Stanford	Stanford
Oregon (No.)	1983 — Oregon State (No.)	1937-38 — Stanford	2004-05 — Washington	1928 — USC
1935 — California (So.)	Stanford (So.)	1938-39 — Oregon	2005-06 — UCLA	1929 — USC
USC (So.)	1984 — Arizona State (So.)	1939-40 — USC	2006-07 — UCLA	1930 — Washington State
Oregon (No.)	Washington State (No.)	1940-41 — Washington State	2007-08 — UCLA	1931 — USC
1936 — USC (So.)	Portland State (No.)	1941-42 — Stanford	2008-09 — Washington	1932 — USC
Washington State (No.)	1985 — Stanford (So.)	1942-43 — Washington	2009-10 — California	1933 — Oregon
1937 — USC (So.)	Washington State (No.)	1943-44 — Washington	2010-11 — Arizona	Stanford
Oregon (No.)	1986 — UCLA (So.)	California	2011-12 — Washington	1934 — Stanford
1938 — California (So.)	Oregon State (No.)	1944-45 — Oregon	2012-13 — UCLA	1935 — California
Oregon State (No.)	1987 — Stanford (So.)	UCLA	2013-14 — Arizona	Stanford
Washington State (No.)	Washington State (No.)	1945-46 — California		UCLA
1939 — USC (So.)	1988 — Arizona State (So.)	1946-47 — Oregon State	<b>CROSS COUNTRY</b>	1936 — Washington
Oregon (No.)	Washington State (No.)	1947-48 — Washington	1957 — Idaho	1937 — California
1940 — California (So.)	1989 — Arizona (So.)	1948-49 — Oregon State	1958 — USC	1938 — California
Oregon State (No.)	Washington State (No.)	1949-50 — UCLA	1969 — Oregon	USC
1941 — USC (So.)	1990 — Stanford (So.)	1950-51 — Washington	1970 — Oregon	1939 — USC
Oregon (No.)	Washington State (No.)	1951-52 — UCLA	1971 — Washington State	1940 — Stanford
1942 — USC (So.)	1991 — USC (So.)	1952-53 — Washington	1972 — Washington State	1941 — Oregon State
Oregon (No.)	Washington State (No.)	1953-54 — USC	1973 — Oregon	1942 — UCLA
1943 — California (So.)	1992 — Arizona (So.)	1954-55 — Oregon State	1974 — Washington State	1943 — USC
Oregon (No.)	Washington (No.)	1955-56 — UCLA	1975 — Washington State	1944 — USC
Oregon State (No.)	1993 — Arizona State (So.)	1956-57 — California	1976 — Oregon	1945 — USC
1944 — UCLA (So.)	Washington (No.)	1957-58 — Oregon State	1977 — Oregon	1946 — UCLA
Washington State (No.)	1994 — Stanford (So.)	California	1978 — Oregon	1947 — USC
1945 — California (So.)	Oregon State (No.)	1958-59 — California	1979 — Oregon	1948 — Oregon
Washington State (No.)	1995 — USC (So.)	1959-60 — California	1980 — UCLA	California
1946 — USC (So.)	Washington State (No.)	1960-61 — USC	1981 — UCLA	1949 — California
Oregon (No.)	1996 — USC (So.)	1961-62 — UCLA	1982 — Oregon	1950 — California
1947 — California	Washington (No.)	1962-63 — Stanford	1983 — Arizona	1951 — Stanford
1948 — USC	1997 — Washington	UCLA	1984 — Arizona	1952 — USC
1949 — USC	1998 — Washington	1963-64 — UCLA	1985 — Stanford	1953 — UCLA
1950 — Washington State	1999 — Stanford	1964-65 — UCLA	1986 — Arizona	1954 — UCLA
1951 — USC	2000 — Arizona State	1965-66 — Oregon State	1987 — Arizona	1955 — UCLA
1952 — Oregon State	Stanford	1966-67 — UCLA	1988 — Oregon	1956 — Oregon State
1953 — Stanford	UCLA	1967-68 — UCLA	1989 — Oregon	1957 — Oregon State
1954 — Oregon	2001 — USC	1968-69 — UCLA	1990 — Oregon	Oregon
1955 — USC	2002 — USC	1969-70 — UCLA	1991 — Arizona	1958 — California
1956 — Washington State	2003 — Stanford	1970-71 — UCLA	1992 — Oregon	
1957 — California	2004 — Stanford	1971-72 — UCLA	1993 — Washington	



ALL-TIME PAC-12 CHAMPIONSHIPS BY SPORT » MEN'S SPORTS

<b>TENNIS</b>		<b>TRACK &amp; FIELD</b>		<b>WRESTLING</b>
1928 — Stanford	Washington (No.)	1919 — California	1989 — UCLA	1963 — Washington State
1929 — Stanford	1977 — UCLA (So.)	1920 — California	1990 — Oregon	1964 — UCLA
1930 — California	Washington (No.)	1921 — Washington	1991 — Washington State	1965 — Oregon State
1931 — Stanford	1978 — Stanford (So.)	1922 — Washington	1992 — UCLA	1966 — Oregon State
1932 — UCLA	Washington (No.)	1923 — California	1993 — UCLA	1967 — Oregon State
1933 — California	1979 — Stanford (So.)	1924 — Oregon	1994 — UCLA	1968 — Oregon State
Stanford	Washington (No.)	1925 — Stanford	1995 — UCLA	1969 — Oregon State
1934 — USC	1980 — Stanford (So.)	1926 — Stanford	1996 — UCLA	1970 — Oregon State
1935 — Stanford	USC (So.)	1927 — Stanford	1997 — USC	1971 — Washington
1936 — USC	Washington (No.)	1928 — Washington	1998 — UCLA	1972 — Washington
1937 — California	1981 — UCLA (So.)	1929 — USC	1999 — USC	Oregon State
1938 — USC (So.)	Washington (No.)	1930 — USC (So.)	2000 — USC	1973 — Oregon State
Washington (No.)	1982 — UCLA (So.)	Washington (No.)	2001 — Stanford	1974 — Washington
1939 — California (So.)	Washington (No.)	1931 — USC (So.)	2002 — Stanford	1975 — Oregon
Washington (No.)	1983 — Stanford (So.)	Washington (No.)	2003 — Oregon	1976 — Oregon State
1940 — USC (So.)	Washington (No.)	1932 — USC (So.)	2004 — UCLA	1977 — Oregon State
Washington (No.)	1984 — USC (So.)	Washington (No.)	2005 — Oregon	1978 — Oregon State
1941 — USC (So.)	Washington (No.)	1933 — Washington State	2006 — USC	1979 — Oregon State
Washington (No.)	1985 — UCLA (So.)	1934 — Oregon	2007 — Oregon	1980 — Arizona State
1942 — Stanford (So.)	Washington (No.)	1935 — USC (So.)	2008 — Oregon	1981 — Oregon
Washington (No.)	1986 — UCLA (So.)	Washington (No.)	2009 — Oregon	1982 — Oregon
1943 — USC (So.)	Washington (No.)	1936 — USC	2010 — Oregon	1983 — Oregon State
Washington (No.)	1987 — USC (So.)	1937 — USC	2011 — Oregon	1984 — Oregon State
1944 — USC	Washington (No.)	1938 — USC	2012 — Oregon	1985 — Arizona State
1945 — UCLA	1988 — Stanford (So.)	1939 — USC	2013 — Oregon	1986 — Arizona State
1946 — USC (So.)	Washington (No.)	1940 — USC	2014 — Oregon	1987 — Arizona State
Washington (No.)	1989 — UCLA (So.)	1941 — USC		1988 — Arizona State
1947 — UCLA (So.)	Washington (No.)	1942 — USC	<b>WATER POLO</b>	1989 — Arizona State
USC (So.)	1990 — UCLA (So.)	1943 — Washington	1960 — California	1990 — Arizona State
Washington (No.)	Washington (No.)	1944 — USC	1961 — California	USC
1948 — UCLA (So.)	1991 — USC (So.)	1945 — USC	USC	1991 — Arizona State
USC (So.)	Washington (No.)	1946 — Oregon State	1962 — USC	1992 — Oregon State
Washington (No.)	1992 — USC (So.)	1947 — Washington	1963 — USC	1993 — Arizona State
1949 — UCLA (So.)	Washington (No.)	1948 — USC	1964 — USC	1994 — Oregon State
USC (So.)	1993 — USC (So.)	1949 — USC	UCLA	1995 — Arizona State
Washington (No.)	Washington (No.)	1950 — USC	Stanford	1996 — Cal State Bakersfield
1950 — USC (So.)	1994 — USC (So.)	1951 — USC	1965 — UCLA	1997 — Arizona State
Washington (No.)	Washington (No.)	1952 — USC	1966 — UCLA	1998 — Arizona State
1951 — UCLA (So.)	1995 — Stanford (So.)	1953 — USC	1967 — UCLA	1999 — Boise State
Washington (No.)	Washington (No.)	1954 — USC	1968 — UCLA	2000 — Boise State
1952 — California (So.)	1996 — UCLA (So.)	1955 — USC	1969 — UCLA	2001 — Arizona State
UCLA (So.)	Washington (No.)	1956 — UCLA	1970 — UCLA	2002 — Boise State
Washington (No.)	1997 — Stanford (So.)	1957 — USC	1971 — UCLA	2003 — Arizona State
1953 — California (So.)	Washington (No.)	1958 — USC	1972 — UCLA	2004 — Boise State
Washington (No.)	1998 — Stanford	1959 — USC	1973 — California	2005 — Arizona State
1954 — UCLA (So.)	1999 — Stanford	1960 — USC	1974 — UCLA	2006 — Arizona State
Washington (No.)	UCLA	1961 — USC	1975 — California	2007 — Oregon State
1955 — USC (So.)	2000 — Stanford	1962 — USC	UCLA	2008 — Boise State
Washington (No.)	2001 — Stanford	1963 — USC	Stanford	2009 — Boise State
1956 — UCLA (So.)	2002 — UCLA	1964 — USC	1976 — Stanford	2010 — Oregon State
Washington (No.)	2003 — Stanford	1965 — Oregon	1977 — Stanford	2011 — Boise State
1957 — UCLA (So.)	2004 — UCLA	1966 — UCLA	1978 — Stanford	2012 — Oregon State
USC (So.)	USC	1967 — Oregon	1979 — California	2013 — Oregon State
Washington (No.)	2005 — UCLA	1968 — USC	1980 — Stanford	2014 — Oregon State
1958 — UCLA	Washington	1969 — UCLA	California	
1959 — UCLA	2006 — Stanford	1970 — UCLA	1981 — Stanford	
1960 — UCLA	UCLA	1971 — UCLA	1982 — Stanford	
1961 — UCLA	2007 — UCLA	1972 — USC	1983 — California	
1962 — USC	2008 — USC	1973 — UCLA	1984 — Stanford	
1963 — USC	2009 — UCLA	1974 — USC	1985 — Stanford	
1964 — USC	2010 — Stanford	1975 — USC	1986 — Stanford	
1965 — UCLA	USC	1976 — USC	1987 — California	
1966 — USC	2011 — USC	1977 — USC	1988 — California	
1967 — USC	2012 — USC	1978 — USC	1989 — California	
1968 — USC	2013 — UCLA	1979 — Oregon	1990 — California	
1969 — UCLA	2014 — USC	1980 — UCLA	1991 — California	
1970 — UCLA		1981 — Arizona State	1992 — California	
1971 — UCLA		1982 — UCLA		
1972 — Stanford		1983 — Washington State		
1973 — UCLA		1984 — Washington State		
1974 — Stanford		1985 — Washington State		
1975 — UCLA		1986 — Oregon		
1976 — UCLA (So.)		1987 — UCLA		
		1988 — UCLA		

## ALL-TIME PAC-12 CHAMPIONSHIPS BY SPORT » WOMEN'S SPORTS

### BASKETBALL

1986-87 — USC  
 1987-88 — Washington  
 1988-89 — Stanford  
 1989-90 — Stanford  
     Washington  
 1990-91 — Stanford  
 1991-92 — Stanford  
 1992-93 — Stanford  
 1993-94 — USC  
 1994-95 — Stanford  
 1995-96 — Stanford  
 1996-97 — Stanford  
 1997-98 — Stanford  
 1998-99 — UCLA  
     Oregon  
 1999-00 — Oregon  
 2000-01 — Arizona State  
     Stanford  
     Washington  
 2001-02 — Stanford  
 2002-03 — Stanford  
 2003-04 — Arizona  
     Stanford  
 2004-05 — Stanford  
 2005-06 — Stanford  
 2006-07 — Stanford  
 2007-08 — Stanford  
 2008-09 — Stanford  
 2009-10 — Stanford  
 2010-11 — Stanford  
 2011-12 — Stanford  
 2012-13 — California  
     Stanford  
 2013-14 — Stanford

### CROSS COUNTRY

1986 — Oregon  
 1987 — Oregon  
 1988 — Oregon  
 1989 — Washington  
 1990 — Oregon  
 1991 — Oregon  
 1992 — Oregon  
 1993 — Stanford  
 1994 — Stanford  
 1995 — Oregon  
 1996 — Stanford  
 1997 — Stanford  
 1998 — Stanford  
 1999 — Stanford  
 2000 — Stanford  
 2001 — Stanford  
 2002 — Stanford  
 2003 — Stanford  
 2004 — Stanford  
 2005 — Stanford  
 2006 — Stanford  
 2007 — Stanford  
 2008 — Washington  
 2009 — Washington  
 2010 — Stanford  
 2011 — Colorado  
 2012 — Oregon  
 2013 — Arizona

### GOLF

1987 — Arizona State  
 1988 — Arizona State  
 1989 — USC  
 1990 — UCLA  
 1991 — UCLA  
 1992 — Arizona  
 1993 — Arizona State  
 1994 — Arizona State  
 1995 — Arizona State  
 1996 — Arizona State  
 1997 — Arizona  
 1998 — Arizona  
 1999 — Stanford  
 2000 — Arizona  
 2001 — Arizona  
 2002 — Arizona  
 2003 — California  
 2004 — UCLA  
 2005 — UCLA  
 2006 — UCLA  
 2007 — Arizona State  
 2008 — USC  
 2009 — Arizona State  
 2010 — Arizona  
 2011 — USC  
 2012 — California  
 2013 — USC  
 2014 — Stanford

### GYMNASTICS

1987 — UCLA  
 1988 — UCLA  
 1989 — UCLA  
 1990 — UCLA  
 1991 — Oregon State  
 1992 — Oregon State  
 1993 — UCLA  
 1994 — Oregon State  
 1995 — UCLA  
 1996 — Oregon State  
 1997 — UCLA  
 1998 — Stanford  
 1999 — UCLA  
 2000 — UCLA  
 2001 — Stanford  
 2002 — UCLA  
 2003 — UCLA  
 2004 — Stanford  
 2005 — UCLA  
 2006 — Stanford  
 2007 — UCLA  
 2008 — Stanford  
 2009 — UCLA  
 2010 — UCLA  
 2011 — Oregon State  
 2012 — UCLA  
 2013 — Oregon State  
 2014 — Utah

### ROWING

1987 — Washington  
 1988 — Washington  
 1989 — Washington  
 1990 — UCLA  
 1991 — UCLA  
 1992 — Washington  
 1993 — Washington  
 1994 — California  
 1995 — Washington  
 1996 — Washington  
 1997 — Washington  
 1998 — Washington  
 1999 — Washington  
 2000 — Washington

2001 — Washington  
 2002 — Washington  
 2003 — Washington  
 2004 — California  
 2005 — California  
 2006 — California  
 2007 — USC  
 2008 — California  
 2009 — California  
 2010 — California  
 2011 — California  
 2012 — California  
 2013 — California  
 2014 — Stanford

### SOCCER

1993 — Stanford  
 1994 — None  
 1995 — Stanford  
 1996 — Stanford  
 1997 — UCLA  
 1998 — UCLA  
     USC  
     California  
 1999 — Stanford  
 2000 — Washington  
 2001 — UCLA  
 2002 — Stanford  
 2003 — UCLA  
 2004 — UCLA  
 2005 — UCLA  
 2006 — UCLA  
 2007 — UCLA  
 2008 — UCLA  
 2009 — Stanford  
 2010 — Stanford  
 2011 — Stanford  
 2012 — Stanford  
 2013 — UCLA

### SOFTBALL

1987 — California  
 1988 — UCLA  
 1989 — UCLA  
 1990 — UCLA  
 1991 — UCLA  
 1992 — Arizona  
 1993 — UCLA  
 1994 — Arizona  
 1995 — Arizona  
 1996 — Washington  
 1997 — Arizona  
 1998 — Arizona  
 1999 — UCLA  
 2000 — Washington  
 2001 — Arizona  
 2002 — UCLA  
 2003 — Arizona  
 2004 — Arizona  
 2005 — Arizona  
     California  
     Oregon State  
     Stanford  
 2006 — UCLA  
 2007 — Arizona  
 2008 — Arizona State  
 2009 — UCLA  
 2010 — Washington  
 2011 — Arizona State  
 2012 — California  
 2013 — Oregon  
 2014 — Oregon

### SWIMMING

1987 — Stanford  
 1988 — Stanford  
 1989 — Stanford  
 1990 — Stanford  
 1991 — Stanford  
 1992 — Stanford  
 1993 — Stanford  
 1994 — Stanford  
 1995 — Stanford  
 1996 — Stanford  
 1997 — Stanford  
 1998 — Stanford  
 1999 — Stanford  
 2000 — Arizona  
 2001 — UCLA  
 2002 — Stanford  
 2003 — UCLA  
 2004 — Stanford  
 2005 — Stanford  
 2006 — Arizona  
 2007 — Arizona  
 2008 — Arizona  
 2009 — California  
 2010 — Stanford  
 2011 — Stanford  
 2012 — California  
 2013 — Stanford  
 2014 — Stanford

### TENNIS

1987 — California (So.)  
     Washington (No.)  
 1988 — Stanford (So.)  
     Washington (No.)  
 1989 — Stanford (So.)  
     Washington (No.)  
 1990 — Stanford (So.)  
     Washington (No.)  
 1991 — Stanford (So.)  
     Washington (No.)  
 1992 — Stanford (So.)  
     Washington (No.)  
 1993 — Stanford (So.)  
     Washington (No.)  
 1994 — Stanford (So.)  
     Washington (No.)  
 1995 — Stanford (So.)  
     Washington State (No.)  
 1996 — Stanford (So.)  
     Washington State (No.)  
 1997 — Stanford (So.)  
     Washington (No.)  
 1998 — Stanford  
 1999 — Stanford  
 2000 — Stanford  
 2001 — Stanford  
 2002 — Stanford  
 2003 — Stanford  
 2004 — Stanford  
 2005 — Stanford  
 2006 — Stanford  
 2007 — Stanford  
 2008 — Stanford  
     UCLA  
 2009 — USC  
 2010 — Stanford  
 2011 — Stanford  
 2012 — Stanford  
     USC  
 2013 — USC  
 2014 — California

### TRACK & FIELD

1987 — UCLA  
 1988 — UCLA  
 1989 — UCLA  
 1990 — UCLA  
 1991 — Oregon  
 1992 — Oregon  
 1993 — UCLA  
 1994 — UCLA  
 1995 — UCLA  
 1996 — USC  
 1997 — UCLA  
 1998 — UCLA  
 1999 — UCLA  
 2000 — UCLA  
 2001 — UCLA  
 2002 — UCLA  
 2003 — UCLA  
 2004 — UCLA  
 2005 — Stanford  
 2006 — Arizona State  
 2007 — Arizona State  
 2008 — Arizona State  
 2009 — Oregon  
 2010 — Oregon  
 2011 — Oregon  
 2012 — Oregon  
 2013 — Oregon  
 2014 — Oregon

### VOLLEYBALL

1986 — UCLA  
 1987 — Stanford  
 1988 — UCLA  
 1989 — UCLA  
 1990 — UCLA  
 1991 — Stanford  
 1992 — UCLA  
 1993 — UCLA  
 1994 — Stanford  
 1995 — Stanford  
 1996 — Stanford  
 1997 — Stanford  
 1998 — Stanford  
 1999 — Stanford  
     UCLA  
 2000 — Arizona  
     USC  
 2001 — Stanford  
 2002 — USC  
 2003 — USC  
 2004 — Washington  
 2005 — Washington  
 2006 — Stanford  
 2007 — Stanford  
 2008 — Stanford  
 2009 — Stanford  
 2010 — California  
     Stanford  
 2011 — USC  
 2012 — Stanford  
 2013 — Washington



**PAC-12 PRESS ROW NUMBERS**

Arizona .....	520-621-5291
Arizona State .....	480-965-7274
California .....	510-642-3098
Colorado .....	303-492-1552 or 4380
Oregon .....	541-346-4496 or 4497
Oregon State .....	541-737-3020
Stanford .....	650-723-4418
UCLA .....	310-825-1899
USC .....	213-740-3900
Utah .....	801-581-3510
Washington .....	206-543-2230 or 2231
Washington State .....	509-335-2684

**PAC-12 SPORTS INFORMATION OFFICES**

Arizona .....	520-621-4163
Arizona State .....	480-965-6592
California .....	510-642-5363
Colorado .....	303-492-5626
Oregon .....	541-346-5488
Oregon State .....	541-737-3720
Stanford .....	650-723-4418
UCLA .....	310-206-6831
USC .....	213-740-8480
Utah .....	801-581-3510
Washington .....	206-543-2230
Washington State .....	509-335-2684

**» PAC-12 COMMUNICATIONS**

Welcome to the 2014-15 women's college basketball season. This media guide was intended to assist in the media's coverage of Pac-12 women's basketball. Those needing additional information should contact Assistant Commissioner for communications Natalia Ciccone (nciccone@pac-12.org) or Communications Fellow Jon Olivero (jolivero@pac-12.org) the Pac-12 Office at (415) 580-4200.

**» INTERNET SERVICES**

The official Pac-12 Conference website can be accessed by visiting [www.pac-12.com](http://www.pac-12.com). Statistical information, standings and news releases for all men's and women's sports are updated frequently. News releases for each sport are provided in PDF format and viewable HTML pages. Media guides, archived press releases and record books, as well as selected video can also be found on the Official Pac-12 website.

The Pac-12 can also be found on social networking sites Facebook and Twitter for instant updates. To "like" the Pac-12, visit [www.facebook.com/Pac-12Conference](http://www.facebook.com/Pac-12Conference). To follow the Pac-12, visit [www.twitter.com/Pac12](http://www.twitter.com/Pac12). A personal account is necessary to receive automatic updates on both sites. Both pages are public can be viewed without personal accounts.

**» EMAIL LIST-SERVE**

Media members may request to receive Pac-12 News, Press Releases and Weekly Releases via email. Media should send an email to [nciccone@pac-12.org](mailto:nciccone@pac-12.org) or [jolivero@pac-12.org](mailto:jolivero@pac-12.org) with the subject "Media News" requesting to be added to the media distribution list.

**» WEEKLY RELEASES**

Pac-12 Weekly Releases will be available at the Conference's official website at [www.pac-12.com](http://www.pac-12.com) every Monday afternoon starting Nov. 11 and continuing through to the end of the season. Weekly releases include the Pac-12 Players of the Week, updated Conference statistics, the latest polls and conference and team notes. Updated stats will be available on [www.pac-12.com](http://www.pac-12.com) following each night of competition.

**» PLAYERS OF THE WEEK**

A Pac-12 Player of the Week and Pac-12 Freshman of the Week is selected throughout the regular season from nominations submitted by each school's media relations office. Player of the Week winners are selected by a vote of the Pac-12 staff. Winners of the weekly honor are announced on Monday mornings via news release and also posted on the Pac-12 website, on the Pac-12 Facebook fan page and via the Pac-12 Twitter feed.

**» PAC-12 CHAMPION**

All 12 Pac-12 institutions participate in the Pac-12 Tournament at KeyArena in Seattle with the winner receiving the Conference's automatic bid to the 2015 NCAA Division I Women's Basketball Championship. The team that finishes the season atop the Pac-12 standings, based on a 18-game league schedule, is crowned the Conference Champion. The bracket of the Pac-12 women's tournament will be seeded according to the final standings with the regular-season champion earning the top seed.

**» PAC-12 AWARDS & HONORS**

The Pac-12 names a 15-player All-Pac-12 team, a five-player All-Freshman team, a five-player All-Defensive team, Player of the Year, Freshman of the Year, Defensive Player of the Year and Coach of the Year. The award winners are nominated and voted upon by the Pac-12 head coaches. The honorees will be announced during the week of the Conference Tournament. Academic All-Pac-12 teams and the Scholar-Athlete of the Year are also named for women's basketball.

**» TELECONFERENCES**

The Pac-12 Conference Communications Staff will conduct a women's basketball coaches' teleconferences prior to the start of the Pac-12 Women's Basketball Tournament on Tuesday, March 3, 2015. Each head coach will be available for five minutes on the call. Contact the Pac-12 Communications Office for the teleconference number and schedule.

**» PAC-12 TOURNAMENT MEDIA INFORMATION**

The 2015 Pac-12 Women's Basketball Tournament will be played March 5-8, 2015 at KeyArena in Seattle, Wash. Media credential applications for the Pac-12 Tournament will be made available online in January 2015. Credential applications will not be mailed out in advance. For further information concerning media coverage of the 2015 Pac-12 Tournament, please contact the Pac-12 Communications Office. A credential application website will provide complete details on covering the event.

**PAC-12 COMMUNICATIONS**

360 3rd Street, 3rd Floor  
 San Francisco, CA 94107  
 Office: (415) 580-4200 // Fax: (415) 549-2829  
[www.pac-12.com](http://www.pac-12.com)

Danette Leighton, Chief Marketing Officer  
[dleighton@pac-12.org](mailto:dleighton@pac-12.org)

Erik Hardenberg, Vice President, Public Affairs  
[ehardenberg@pac-12.org](mailto:ehardenberg@pac-12.org)

Dave Hirsch, Vice President, Communications  
[dhirsch@pac-12.org](mailto:dhirsch@pac-12.org)

Natalia Ciccone, Assistant Commissioner, Comm.  
 (women's basketball contact)  
[nciccone@pac-12.org](mailto:nciccone@pac-12.org)

Jon Olivero, Communications Fellow  
 (women's basketball contact)  
[jolivero@pac-12.org](mailto:jolivero@pac-12.org)

Kyra Geithman, Communications Fellow  
[kgeithman@pac-12.org](mailto:kgeithman@pac-12.org)

Wendy Heredia, Administrative Assistant  
[wheredia@pac-12.org](mailto:wheredia@pac-12.org)



**WOMEN'S  
BASKETBALL  
TOURNAMENT**

*presented by*



# THE PAC-12 IS TAKING THE EMERALD CITY BY STORM



MARCH 5-8  
**2015**  
SEATTLE



**KeyArena**  
at Seattle Center

GET TIX AT  
PAC-12.COM



**WWW.PAC-12.COM / TICKETS**

