



2013-14 PAC-12

WOMEN'S BASKETBALL MEDIA GUIDE



NETWORKS

Don't miss Pac-12 Women's Basketball on Pac-12 Networks. Watch over 100 games including pre and postgame analysis, original shows and exclusive Pac-12 Tournament coverage.

Pac-12.com

[@Pac12Networks](https://twitter.com/Pac12Networks)





LARRY SCOTT
PAC-12 COMMISSIONER

WELCOME!

I want to welcome you to the Pac-12, a Conference steeped in tradition and focused on defining the future. Our vision is rooted in the West Coast, where a pioneering spirit and innovation have helped create some of the most significant advancements and leaders the world has ever known.

The Pac-12 is setting the standard in collegiate athletics. We continue to provide our athletic programs and student-athletes unprecedented coverage, thanks to our landmark media-rights deal with our television partners and Pac-12 Networks, the first-ever integrated media company owned by a college conference. In addition, the Conference is building best-in-class events for our student-athletes and fans, and driving positive change for our sports and athletics programs. Also with the Pac-12 China Initiative, we are proactively promoting the Conference and member institutions through innovative student-athlete exchanges and sport.

We have great pride and respect for our rich history of academic excellence and superior athletic achievement. It has literally defined us as the "Conference of Champions" with 459 NCAA titles at the end of 2013 academic year, by far won the most of any conference in the country. We will continue to uphold the traditions and embrace that broad-based commitment to success as we enter a new era in college athletics.

The institutions of the Pac-12 are centers of excellence that are fueled by an imperishable pursuit of research and discovery. The commitment to comprehensive excellence on our campuses has helped produce monumental breakthroughs in medicine, major developments in environmental sustainability and cutting edge technology that have had tremendous influence globally. The students and leaders who have helped shape the Conference for nearly a century continue to impact the world and inspire the next generation to even greater heights.

We have established a bold vision for the Pac-12 that will encourage more collaboration between all of our schools and will allow athletics to better serve as a bridge to the overall university mission.

We are very excited about what the future holds for the Pac-12 and are very much looking forward to another dynamic season of high-caliber competition.

Sincerely,

A handwritten signature in blue ink, appearing to read "Larry Scott". The signature is fluid and stylized, with a long horizontal stroke at the end.

Commissioner Larry Scott



TABLE OF CONTENTS

Table of Contents 3
 Conference of Champions® 4-5
 Composite Schedule 6-7
 Pac-12 Television & Pac-12 Tournament Schedule 8
 Pac-12 Tournament & NCAA Tournament Schedules..... 9-10
 Pac-12 Women's Basketball History 11

2013-14 TEAM INFORMATION

Arizona 12-13
 Arizona State 14-15
 California 16-17
 Colorado 18-19
 Oregon 20-21
 Oregon State 22-23
 Stanford 24-25
 UCLA 26-27
 USC 28-29
 Utah 30-31
 Washington 32-33
 Washington State 34-35

2012-13 SEASON REVIEW

Season Review 36
 Season Honors 37
 Season Statistics 38-39
 Season Superlatives 40
 Conference Only Statistics 41-42

RECORDS

Individual Records 44
 Team Records 45
 Career Leaders 46
 Single-Season Leaders 47
 Annual Leaders 48-50
 Coaching Records 51
 Pac-12 Tournament History & Honors 52-53
 Pac-12 Tournament Records 54-57

HONORS

All-Americans 58
 National Honors 59
 Academic & NCAA Honors 60
 All-Conference Teams 61-63
 All-Freshman Teams 64
 All-Defensive Teams 64
 Conference Honors 65
 All-Academic Teams 66-67
 Players of the Week 68-69
 All-Time Preseason Coaches Polls 70-71
 Media Awards 72

HISTORY

Yearly Conference Champions 73
 All-Time Standings 74-75
 Series Records 76-85
 Final AP Polls 86-87
 Final WBCA Polls 88-89
 NCAA Tournament History 90-93
 WNIT History 94-95
 Pac-12 in the WNBA 96-99

PAC-12 CONFERENCE

Commissioner Larry Scott 100
 Director's Cup & 2010-11 Medal Winners 101
 Pac-12 Staff 102-108
 Pac-12 NCAA Championships 109-111
 Conference Championships 112-116
 Media Services..... 117

PAC-12 CONFERENCE
 STAFF DIRECTORY

1350 Treat Blvd., Suite 500
 Walnut Creek, CA 94597-8853
 Phone: (925) 932-4411 Fax: (925) 932-4601
www.pac-12.com

Arizona • Arizona State • California • Colorado • Oregon • Oregon State
 Stanford • UCLA • USC • Utah • Washington • Washington State

Commissioner: Larry Scott
Deputy Commissioner/Chief Operating Officer: Kevin Weiberg
General Counsel and Vice President of Business Affairs: Woodie Dixon
Chief Marketing Officer: Danette Leighton
Chief Financial Officer: Ron McQuate
Senior Assoc. Commissioner/Senior Woman Administrator: Gloria Nevarez
Associate Commissioner, Governance & Enforcement: Ron Barker
Associate Commissioner, Sports Management: Chris Dawson
Associate Commissioner, Television: Duane Lindberg
Associate Commissioner, Compliance: Erik Price
Associate Commissioner, Governance & Finance: Tammy Newman
Associate Commissioner, Sports Management/Championships: Heather Perry
Vice President, Communications: David Hirsch
Vice President, Marketing: Heather Vaughan
Vice President, Operations: Will Hunter
Vice President, Public Affairs: Erik Hardenbergh
Vice President, Ticket Sales: Rob Sine
Senior Director, Human Resources: Anna Roberts
Assistant Commissioner, Communications: Natalia Ciccone
Assistant Commissioner, Sports Management/Championships: Kristine Berndt
Assistant Commissioner, Compliance: Chris Merino
Controller: Stephanie Cranmer
Director, Business Operations: Taylor Lien
Director, Video Operations: Mike Ortiz
Senior Manager, International: Carrie Xu
Executive Assistant to Commissioner: In Ja Halcomb
Assistant Director, Business & Finance: Lina Diaz
Event Marketing Manager: Anna Karefa-Johnson
Interactive Marketing Manager: Amy Zirkle
Operations Manager: Ronny Bush
Sports Management Manager: Cheryl Wong
Video Operations Coordinator: Jamie Alfieri
Communications Fellowship: Sarah Jennings, Kyra Geithman
Administrative Fellowship: Sean Harris
Administrative Assistants: Meghan Cesnik, Wendy Heredia, Lytisha Santiago, Michelle Zumalt

WOMEN'S BASKETBALL ADMINISTRATION

Senior Associate Commissioner/Senior Woman Administrator/Men's Basketball: Gloria Nevarez
Associate Commissioner, Sports Management/Women's Basketball Coaches Liaison: Chris Dawson
Coordinator of Men's Basketball Officiating: Violet Palmer

CREDITS

The 2013-14 Pac-12 Conference Women's Basketball Media Guide has been produced by the Pac-12 Communications Office. Layout by Natalia Ciccone, Assistant Commissioner, Communications. Cover Design by Amy Zirkle, Interactive Marketing Manager. Contributions from SID offices of Pac-12 institutions, Sarah Jennings, Alex Kaufman and Megan Mederos. Contact member institutions for photo credit. Copies of this guide are available on-line only at www.pac-12.com.



BUILT ON A FIRM FOUNDATION of academic excellence and superior athletic performance, the Conference ushered in a new era on July 1, 2011, officially becoming the Pac-12 Conference with the additions of the University of Colorado and University of Utah.

Just 27 days after the Conference officially changed its name, Commissioner Larry Scott announced the creation of the Pac-12 Networks on July 27, 2011, solidifying a landmark television deal and putting the Conference on the forefront of collegiate athletics. The Networks, including one national network, six regional networks, and a robust digital network marked the first-ever integrated media company owned by a college conference. In addition, the "TV Everywhere" rights allow fans to access Pac-12 Networks outside the home on any digital device, including smartphones and tablet computers.

The Pac-12 launched its China Initiative in 2011 as a way to proactively promote the Conference and member institutions through student-athlete exchanges and sport. In its first two years, Pac-12 student-athletes have enjoyed unique cultural and athletic experiences in China, and the Conference has gained significant brand exposure for the future and set a foundation for growth.

On the field, the Pac-12 rises above the rest, upholding its tradition as the "Conference of Champions @," claiming an incredible 127 NCAA team titles since 1999-2000, including eight in 2012-13. That is an average of over nine championships per academic year. Even more impressive has been the breadth of the Pac-12's success, with championships coming in 28 different men's and women's sports. The Pac-12 has led or tied the nation in NCAA Championships in 47 of the last 53 years. The only exceptions being in 1980-81, 1988-89, 1990-91 and 1995-96 when the Conference finished second, and only twice finished third (1998-99 and 2004-05).

For the eighth-consecutive year, the Pac-12 had the most NCAA titles or tied for the most of any conference in the country, winning at least six every year since 2000-01. No other conference has won double-digit NCAA crowns in a single year, the Pac-12 doing so six times, including a record 14 in 1996-97.

Spanning nearly a century of outstanding athletics achievements, the Pac-12 was the first conference to reach 400 championships in 2010-11. With the inclusion of Colorado and Utah, the Conference surpassed another major milestone, with league teams capturing 450 titles, outdistancing the next conference by nearly 200. In all, Conference teams have won 459 NCAA Championships (309 men's, 150 women's).

The Conference's reputation is further proven in the annual Learfield Sports Directors' Cup competition, the prestigious award that honors the best overall collegiate athletics programs in the country. STANFORD continued its remarkable run and won its unprecedented 19th-consecutive Directors' Cup in 2012-13. Seven Pac-12 member institutions ranked among the top-25 Division I programs: No. 1 STANFORD, No. 3 UCLA, No. 14 USC, No. 15 OREGON, No. 17 CALIFORNIA, No. 18 ARIZONA

STATE and No. 23 ARIZONA. It marks the third-straight year at least six member schools are in the top 25.

The Conference's eight national titles came in the form of five women's and three men's crowns. Five different league schools claimed NCAA titles and, of the six NCAA institutions to have won multiples titles, two were from the Pac-12. No other conference in the country had more than one team win multiple NCAA titles.

USC was the only institution in the country to win three NCAA titles in 2012-13, claiming both the men's and women's water polo titles, as well as women's golf. It was the fifth-straight men's water polo win, while the women's golf team dominated the field, winning with a NCAA-record 19-under. OREGON won a pair of NCAA titles, capturing its first women's cross country crown since 1987 then stood atop the podium at the women's indoor track & field championships for the fourth-consecutive year. STANFORD reclaimed the women's tennis national championship, its first since 2010, while COLORADO won the skiing championship for the second time in three years. UCLA claimed its first-ever baseball title, which was the program's first in the sport and the institution's nation-leading 109th NCAA title all-time.

In addition to the eight national championships, the Pac-12 also had runners-up in eight NCAA Championship events: women's volleyball (Oregon), men's water polo (UCLA), skiing (UTAH), men's swimming (CALIFORNIA), women's swimming (CALIFORNIA), women's rowing (CALIFORNIA), men's tennis (UCLA) and women's water polo (STANFORD). Overall, the Conference had 33 teams finish in the top four at 25 NCAA Championship events.

Participation in the postseason was a common occurrence for the Pac-12 in 2012-13. Of the 22 sports sponsored by the Conference, 15 witnessed at least half its teams participating in NCAA or other postseason action. The men sent 59 of a possible 101 teams into the postseason (58.4 percent), while the women sent 70 of a possible 114 teams (61.4 percent).

The culmination of the 2012 Pac-12 football season included a pair of BCS bowl wins as Pac-12 champion STANFORD knocked off Wisconsin in the Rose Bowl and OREGON topped Kansas State in the Fiesta Bowl in a postseason that saw the Pac-12 send a record eight teams into bowl games. It was the third consecutive year that the Pac-12 had two teams participate in BCS bowls. Stanford, which claimed its first Pac-12 crown since 1999, posted its first Rose Bowl Game victory since 1972. Joining the Cardinal and Ducks on the bowl circuit were OREGON STATE (Valero Alamo Bowl), UCLA (Bridgepoint Education Holiday Bowl), USC (Hyundai Sun Bowl), WASHINGTON (MAACO Las Vegas Bowl), ARIZONA STATE (Kraft Fight Hunger Bowl) and ARIZONA (Gildan New Mexico Bowl). Oregon and Stanford finished among the top-10 in the final Associated Press poll, finishing second and seventh, respectively, while Oregon State ranked 20th.

In one of the closest league races in years, UCLA captured its 31st regular-season men's basketball title, and first since the 2008 season. The one-game separation between the top four teams was the closest since 1985. After 11 years in Los Angeles, the Pac-12 moved its postseason basketball tournament to Las Vegas and the MGM Grand Garden Arena

where the OREGON Ducks won their third Pac-12 Tournament title, and first since 2007. The Ducks were the fifth different team over the last six years to capture the league's postseason crown. Joining Oregon in the NCAA Tournament were ARIZONA, CALIFORNIA, COLORADO, and UCLA. Arizona and Oregon advanced to the Sweet 16, marking the first time the league placed two teams in regional semifinals since 2008. Also representing the Pac-12 in the postseason were NIT participants ARIZONA STATE, STANFORD and WASHINGTON.

On the women's side, Pac-12 teams saw tremendous success with four teams earning NCAA Tournament bids and two more playing in the WNIT. CALIFORNIA, who earned a share of the Pac-12 regular-season title, the program's first, advanced to its first-ever NCAA Women's Final Four. It was the sixth-straight year a Pac-12 team had advanced to the national semifinals. STANFORD shared the regular-season crown and went on to claim the Pac-12 Tournament title at KeyArena in Seattle. Joining Cal and Stanford in the NCAA Tournament were COLORADO, its first appearance in the Big Dance since 2004, and UCLA. In the WNIT, UTAH lost by just three points in the title game.

The Conference has dominated the volleyball field, winning a record 14 NCAA titles in the sport since 1982. This past year was no different with seven teams earning NCAA Tournament bids, the 13th-consecutive year the Conference has sent at least six teams to the postseason event. OREGON represented the Pac-12 in the national championship match, making it the third-straight year a Conference team has played for the NCAA title. STANFORD won its sixth Conference title in seven years.

UCLA won the Conference's 28th all-time NCAA baseball championship. The Pac-12's 28 titles in the sport are, by far, the most for any conference, with the SEC coming in second with 10. Four Pac-12 teams in total received NCAA Tournament bids, with OREGON and ARIZONA STATE joining the Bruins in the postseason, as did OREGON STATE, who advanced to Omaha, Neb., to play in the College World Series.

Without question, the Conference has dominated the softball field, winning 23 national championships in the sport since 1982, most recently capturing six in a row from 2006-11. Eight Pac-12 teams earned NCAA Tournament bids in 2013. It was the second year in a row for the Conference to have eight teams participate in the postseason. ARIZONA STATE and WASHINGTON both punched their tickets to the NCAA Women's College World Series, the 27th consecutive year the Conference has sent two teams to the WCWS.

Pac-12 members have won 309 NCAA team championships on the men's side, 88 more than the next closest conference. Men's NCAA crowns have come at a phenomenal rate for the Pac-12 - 16 basketball titles by six schools (more than any other conference), 53 tennis titles, 45 outdoor track & field crowns, and 28 baseball titles. Pac-12 members have won 25 of 44 NCAA titles in volleyball, 39 of 43 in water polo, 28 in skiing, and 23 in swimming & diving national championships.

Individually, the Conference has produced an impressive number of NCAA individual champions. Over 2,000 (2,123) individual crowns have been won by Pac-12 student-athletes over the years with 1,459 by male student-athletes.

On the women's side, the story is much the

same. Since the NCAA began conducting women's championships 32 years ago, Pac-12 members have claimed at least four national titles in a single season on 23 occasions, including 13-consecutive years from 2000-2013. Overall, the Pac-12 has captured 150 NCAA women's titles, easily outdistancing the SEC, which is second, with 90. Pac-12 members have dominated a number of sports, winning 23 softball titles, 20 tennis crowns, 14 volleyball titles, 15 of the last 24 trophies in golf, and 13 in swimming & diving.

Pac-12 women student-athletes shine nationally on an individual basis, as well, having captured an unmatched 664 NCAA individual crowns, an average of nearly 21 championships per season.

PAC-12 CONFERENCE HISTORY

The roots of the Pac-12 Conference date back 98 years to December 2, 1915, when the Pacific Coast Conference (PCC) was founded at a meeting at the Oregon Hotel in Portland, Ore. The original membership consisted of four schools - the University of California at Berkeley, the University of Washington, the University of Oregon, and Oregon State College (now Oregon State University). All still are charter members of the Conference.

Pacific Coast Conference play began in 1916 and, one year later, Washington State College (now Washington State University) was accepted into the league, with Stanford University following in 1918.

In 1922, the PCC expanded to eight teams with the admission of the University of Southern California (USC) and the University of Idaho. In 1924, the University of Montana joined the league roster, and in 1928, the PCC grew to 10 members with the addition of UCLA.

The Pacific Coast Conference competed as a 10-member league until 1950, with the exception of 1943-45 when World War II curtailed intercollegiate athletic competition to a minimum. During that time, the league's first commissioner was named. Edwin N. Atherton was Commissioner in 1940 and was succeeded by Victor O. Schmidt in 1944. In 1950, Montana resigned from the Conference and the PCC continued as a nine-team Conference through 1958.

In 1959, the PCC was dissolved and the Athletic Association of Western Universities (AAWU) was formed and Thomas J. Hamilton was appointed Commissioner of the new league. The original AAWU membership included California, Stanford, Southern California, UCLA and Washington. Washington State joined the membership in 1962, while Oregon and Oregon State joined in 1964. Under Hamilton's watch, the name Pacific-8 Conference was adopted in 1968. In 1971, Wiles Hallock took over as Commissioner of the Pac-8.

Ten years later, on July 1, 1978, the University of Arizona and Arizona State University were admitted to the league and the Pacific-10 Conference became a reality. In 1986-87, the league took on a new look, expanding to include 10 women's sports. Since then, the Conference has been considered the premiere league in women's athletics, securing the most NCAA titles in women's sports of any conference nearly every year.

Thomas C. Hansen was named the Commissioner of the Pac-10 in 1983, a role he would hold for 26 years until 2009. Hansen was succeeded by current Commissioner Larry Scott, who took on the new role in July 2009.

During the 2010-11 academic year, the Universi-

ty of Colorado accepted its invitation to join the Pac-12 on June 11, 2010, and on June 17, 2010, the University of Utah agreed to join the Conference. The Buffaloes and Utes officially became the 11th and 12th members of the Conference on July 1, 2011, the first additions to the league since 1978. Since 1978, member schools have won 274 NCAA titles, including 139 women's and 135 men's.

It was during that 2010-11 academic year that Scott helped deliver monumental changes that transformed the Conference into a modern 12-team league. The Conference expanded to add two more teams, agreed to equal revenue sharing for the first time in Conference history, created two divisions - the North and the South, for football only, established a Football Championship Game for the first time ever, secured a landmark media rights deal that dramatically increased national exposure and revenue for each school, establishing the Pac-12 Networks and Pac-12 Digital Network that guaranteed enhanced exposure across all sports.

Currently, the Pac-12 sponsors 11 men's sports and 11 women's sports. Additionally, the Conference is a member of the Mountain Pacific Sports Federation (MPSF) in four other men's sports and three women's sports.

The Pac-12 Conference offices are located 25 miles east of San Francisco in Walnut Creek, Calif.

LEARFIELD SPORTS DIRECTORS' CUP

Seven Pac-12 Conference institutions finished the 2012-13 academic year ranked in the final Learfield Sports Directors' Cup top 25, the most of any conference, the National Association of Collegiate Directors of Athletics (NACDA) announced.

STANFORD won its 19th consecutive cup after claiming a national championship in women's tennis and top-four finishes in women's cross country, women's soccer, men's gymnastics and women's water polo, accumulating an impressive 1,261.25 points.

With its baseball national title earned earlier this week, UCLA moved up to finish third (1,227.25 points) for the second straight year. In addition to the baseball crown, the Bruins posted top-four finishes in six other sports - men's and women's water polo, men's and women's tennis, women's gymnastics and women's golf. USC placed 14th overall with 945.00 points after sweeping the men's and women's water polo titles. OREGON placed 15th with 929.75 points after picking up a pair of NCAA titles in women's cross country and women's indoor track and field. Five top-four finishes helped CALIFORNIA to finish 17th (858.83), while ARIZONA STATE and ARIZONA rounded out the top 25, finishing 18th (852.08) and 23rd (786.58), respectively.

WASHINGTON finished 28th with 716.08 points, COLORADO was 56th overall (418.00, followed by OREGON STATE (69th, 319.50), UTAH (77th, 261.25) and WASHINGTON STATE (tied 192nd, 73.00).

The success of the Pac-12 in the Directors' Cup was bolstered by the capturing of eight NCAA titles, most among all conferences. In addition, 10 Pac-12 league members finished among the top four in 22 NCAA championships, while the Big Ten was next with its league members placing among the top four in 18 NCAA championships.

The Directors' Cup was developed as a joint effort between the National Association of Collegiate Directors of Athletics (NACDA) and USA Today. Points are awarded based on each institution's finish in up to 20 sports - 10 women's and 10 men's.

CONFERENCE BREAKDOWN

	Conference*	Top 25 Schools	Membership Ratio
1.	Pac-12 (12)	7	.583
2.	SEC (12)	6	.500
3.	Big Ten (12)	5	.417
4.	ACC (12)	4	.333
5.	Big 12 (10)	2	.200
6.	Big East (15)	1	.067

* based on 2012-13 membership

WHERE THEY RANKED

	School	Total Pts
1.	Stanford.....	1261.25
3.	UCLA.....	1227.25
14.	USC.....	945.00
15.	Oregon	929.75
17.	California	858.83
18.	Arizona State	852.08
23.	Arizona	786.58
28.	Washington.....	716.08
56.	Colorado	418.00
69.	Oregon State.....	319.50
77.	Utah	261.25
T192.	Washington State	73.00

As of October 20, 2013. All times are local to game site.

NOVEMBER

Friday, November 8

Arizona at Iona 6:30 p.m. ET
Iona Tip-Off Tournament, New Rochelle, N.Y.
 Long Beach State at California 6 p.m. PT
 UCLA at Nebraska 12 p.m. CT
 USC at UC Davis 7 p.m. PT
 Corban at Oregon State 7 p.m. PT
 Denver at Utah 8:30 p.m. MT
 Washington at Saint Mary's (Calif.) 6 p.m. PT

Saturday, November 9

Arizona vs. Bowling Green/Michigan 1 p.m.
Iona Tip-Off Tournament, New Rochelle, N.Y.
 Stanford at Boston College 1 p.m. ET
 Hawai'i at Arizona State 5 p.m. MT
 CS Bakersfield at Oregon 7 p.m. PT

Sunday, November 10

USC at Fresno State 2 p.m. PT
 Duke at California (ESPNU) 3 p.m. PT
 Syracuse at Washington State 5 p.m. PT

Monday, November 11

Stanford at Connecticut 7 p.m. ET
 CS Bakersfield at Oregon State 7 p.m. PT
 Pepperdine at UCLA 2 p.m. PT

Tuesday, November 12

Colorado at Colorado State 7 p.m. MT
 Portland at Oregon 7 p.m. PT
 Washington State at Seattle 7 p.m. PT

Wednesday, November 13

San Diego State at USC 3 p.m. PT
 Arizona State at San Diego 5:15 p.m. PT

Friday, November 15

Sacramento State at Oregon State 12 p.m. PT
 Nebraska at Utah (P12N) 5:30 p.m. MT
 Cal Poly at Stanford 7 p.m. PT
 California at George Washington 7 p.m. ET
 Washington State at Hawai'i 7 p.m. HT
Rainbow Wahine Classic, Honolulu, Hawai'i
 Portland at Washington 12 noon PT
 Alcorn State at Colorado 7 p.m. MT

Saturday, November 16

Arizona at UC Santa Barbara 2 p.m. PT
 Washington State vs. West Virginia 12 p.m. HT
Rainbow Wahine Classic, Honolulu, Hawai'i

Sunday, November 17

UC Davis at Stanford 2 p.m. PT
 Arizona State at Texas Tech 3 p.m. CT
 North Carolina at UCLA (P12N) 3 p.m. PT
 Sacramento State at Oregon 2 p.m. PT
 California at Georgetown 3 p.m. ET
 Washington State vs. Mississippi 2:30 p.m. HT
Rainbow Wahine Classic, Honolulu, Hawai'i

Tuesday, November 19

Utah at Utah State 7 p.m. MT
 Seattle at Washington 7 p.m. PT

Wednesday, November 20

Stephen F. Austin at Arizona 6 p.m. PT
 Iowa at Colorado (P12N) 8:30 p.m. MT
 Oregon at Connecticut 7 p.m. ET

Thursday, November 21

Loyola Marymount at Oregon State 7 p.m. PT

Friday, November 22

USC at Oklahoma State 9 p.m. CT
 Fresno State at Washington State 7 p.m. PT

Saturday, November 23

Stanford at Texas (FSN) 12:30 p.m. CT
 Providence at Arizona State 4 p.m. MT
 Arizona at Pacific 5 p.m. PT
 Colorado at New Mexico 2 p.m. MT

Sunday, November 24

Oklahoma at UCLA (P12N) 1 p.m. PT
 Northwestern at California (P12N) 3 p.m. PT

Monday, November 25

South Carolina at USC (P12N) 5 p.m. PT
 Pepperdine at Oregon 7 p.m. PT

Tuesday, November 26

Wake Forest at Arizona 11 a.m. PT
 Stanford at Purdue 4 p.m. CT
 Utah at UNLV 4:45 p.m. PT
 Washington State at BYU 5 p.m. MT

Wednesday, November 27

Stanford at Florida Gulf Coast 4 p.m. CT

Thursday, November 28

Stanford at South Dakota State 4 p.m. CT
 Arizona State vs. Illinois 12 noon CT
Cancun Challenge, Cancun, Mexico
 USC at Cancun Challenge 7:30 p.m. CT
Cancun Challenge, Cancun, Mexico

Friday, November 29

Arizona State vs. North Carolina 1 p.m. CT
Cancun Challenge, Cancun, Mexico
 Oregon State vs. Penn State 1 p.m. ET
Junkanoo Jam, Grand Bahama Island, Bahamas
 South Alabama at Colorado 7:30 p.m. MT
Omni Hotels Classic, Boulder, Colo.
 USC at Cancun Challenge 7:30 p.m. CT
Cancun Challenge, Cancun, Mexico
 UCLA at Gulf Coast Showcase TBD
Gulf Coast Showcase, Naples, Fla.
 Utah vs. Butler 5 p.m. PT
South Point Thanksgiving Classic, Las Vegas, Nev.
 California vs. Wake Forest 7:30 p.m. PT
Nugget Classic, Reno, Nev.

Saturday, November 30

Arizona State vs. Arkansas State 1 p.m. CT
Cancun Challenge, Cancun, Mexico
 Arizona at BYU 3 p.m. MT
 Rice/Samford at Colorado 5/7:30 p.m. MT
Omni Hotels Classic, Boulder, Colo.
 USC at Cancun Challenge 5 p.m. CT
Cancun Challenge, Cancun, Mexico
 UCLA at Gulf Coast Showcase TBD
Gulf Coast Showcase, Naples, Fla.
 Utah vs. Marquette 2:30 p.m. PT
South Point Thanksgiving Classic, Las Vegas, Nev.
 California at Nevada/vs. Idaho 5:30 p.m. PT
Nugget Classic, Reno, Nev.
 Oregon State vs. Florida/Illinois State TBD
Junkanoo Jam, Grand Bahama Island, Bahamas
 Washington State at Nebraska 5 p.m. CT

DECEMBER

Sunday, December 1

Princeton at Oregon 12 p.m. PT
 UCLA at Gulf Coast Showcase TBD
Gulf Coast Showcase, Naples, Fla.

Wednesday, December 4

Oregon at Seattle 6 p.m. PT
 Colorado at Wyoming 7 p.m. MT
 Washington at Houston 7 p.m. CT
 CS Northridge at Washington State 7 p.m. PT

Thursday, December 5

Arizona at UAB 7 p.m. CT

Friday, December 6

Oregon State at Portland 7 p.m. PT

Saturday, December 7

Nevada at Utah 6 p.m. MT
 UCLA at Notre Dame 12 p.m. ET
 Sacred Heart at Arizona State 2 p.m. MT
Arizona State Classic, Tempe, Ariz.
 Pacific at California 2 p.m. PT
 Washington at Texas A&M 7 p.m. CT
 Illinois at Colorado 5 p.m. PT

Sunday, December 8

Sacred Heart/Harvard at Arizona State.. 12 p.m. MT
Arizona State Classic, Tempe, Ariz.

Tuesday, December 10

USC at CS Northridge 6 p.m. PT

Wednesday, December 11

Utah Valley at Utah 7 p.m. MT

Thursday, December 12

Denver at Colorado 7 p.m. MT

Friday, December 13

Hawaii at Oregon State 7 p.m. PT
 Wisconsin at Washington (P12N) 7:30 p.m. PT

Saturday, December 14

Portland State at Oregon 2 p.m. PT
 Gonzaga at Stanford 1 p.m. PT
 Arizona State at CS Fullerton 5 p.m. PT
 Utah at BYU 2 p.m. MT

Sunday, December 15

Texas Tech at Arizona (P12N) 12 noon MT
 UCLA at San Diego State 2 p.m. PT
 Montana State at Washington 7 p.m. PT
 CSU Bakersfield at California 2 p.m. PT
 Washington State at Dayton 2 p.m. ET

Monday, December 16

New Mexico at Stanford (P12N) 7 p.m. PT

Wednesday, December 18

Southern University at Oregon 7 p.m. PT
 UC Riverside at Washington State 4 p.m. PT

Thursday, December 19

St Mary's (Calif.) at USC 6 p.m. PT
 Oregon State vs. Creighton 7:30 p.m. PT
Duel in the Desert, Las Vegas, Nev.
 Washington vs. La.-Monroe 2:30 p.m. PT
Duel in the Desert, Las Vegas, Nev.

Friday, December 20

Oregon State at UNLV 5 p.m. PT
Duel in the Desert, Las Vegas, Nev.
 UCLA at Minnesota 12 p.m. CT
 Golden Gopher Classic, Minneapolis, Minn.
 Cal Poly at Oregon 7 p.m. PT
 Washington vs. DePaul 2:30 p.m. PT
Duel in the Desert, Las Vegas, Nev.

Saturday, December 21

Miami (Fla.) at Arizona State (P12N) . 12:30 a.m. MT
 Gonzaga at Washington State (P12N) . 11:30 a.m. PT
 Tennessee at Stanford (P12N) 1:30 p.m. PT
 Samford at Utah 3 p.m. MT
 UC Riverside at Arizona 6 p.m. MT
 Oregon State vs. Clemson 5 p.m. PT
Duel in the Desert, Las Vegas, Nev.
 Hawai'i at USC 2 p.m. PT
 UCLA vs. Auburn 2 p.m. PT
Golden Gopher Classic, Minneapolis, Minn.
 Colorado at Louisville 2 p.m. ET

Washington vs. Pittsburg 12 noon PT
Duel in the Desert, Las Vegas, Nev.

Sunday, December 22

California at Connecticut 1:30 p.m. ET
Maggie Dixon Classic, New York, N.Y.

Saturday, December 28

Long Beach State at USC 2 p.m. PT
Cal Poly at UCLA 12 p.m. PT
Stanford at Fresno State 7 p.m. PT

Sunday, December 29

Ark.-Pine Bluff at Arizona 1 p.m. MT
Notre Dame at Oregon State (P12N) 2 p.m. PT
Cal State Northridge at Oregon 4 p.m. PT
Southern Utah at Colorado 2 p.m. MT
Lafayette at California 2 p.m. PT

Monday, December 30

UC Santa Barbara at Utah 7 p.m. MT
Syracuse at Arizona State (P12N) 6 p.m. MT
USC at UCLA* (P12N) 7 p.m. PT
UC Irvine at Washington 7 p.m. PT

JANUARY

Friday, January 3

Oregon at Stanford* (P12N) 6 p.m. PT
Utah at UCLA* (P12N) 6 p.m. PT
Oregon State at California* (P12N) 8 p.m. PT
Colorado at USC* (P12N) 8 p.m. PT
Arizona at Washington* 7 p.m. PT
Arizona State at Washington State* 7 p.m. PT

Sunday, January 5

Arizona at Washington State* (P12N) 12 p.m. PT
Arizona State at Washington* (P12N) 2 p.m. PT
Oregon at California* (P12N) 12 p.m. PT
Oregon State at Stanford* (P12N) 2 p.m. PT
Utah at USC* (P12N) 4 p.m. PT
Colorado at UCLA* (P12N) 7 or 8 p.m. PT

Tuesday, January 7

Washington at Washington State* (P12N) .. 7 p.m. PT

Friday, January 10

USC at Arizona State* (P12N) 6 p.m. MT
Stanford at Utah* (P12N) 6 p.m. MT
UCLA at Arizona* (P12N) 8 p.m. MT
California at Colorado* (P12N) 8 p.m. MT

Saturday, January 11

Washington State at Washington* (P12N) .. 3 p.m. PT
Oregon State at Oregon* (P12N) 5 p.m. PT

Sunday, January 12

UCLA at Arizona State* (P12N) 1 p.m. MT
California at Utah* (P12N) 1 p.m. MT
Stanford at Colorado* (P12N) 3 p.m. MT
USC at Arizona 2 p.m. MT

Monday, January 13

Oregon at Oregon State* (P12N) 7 p.m. PT

Friday, January 17

Oregon State at USC* (P12N) 6 p.m. PT
Stanford at Arizona* (P12N) 7 p.m. MT
Oregon at UCLA* (P12N) 8 p.m. PT
Colorado at Washington State* 7 p.m. PT
Utah at Washington* 7 p.m. PT
California at Arizona State* 11 a.m. MT

Sunday, January 19

Utah at Washington State* (P12N) 12 p.m. PT
Oregon at USC* (P12N) 2 p.m. PT
Colorado at Washington* (P12N) 4 p.m. PT

Monday, January 20

Oregon State at UCLA* (P12N) 12 noon PT
California at Arizona* (P12N) 3 p.m. MT
Stanford at Arizona State* (P12N) 5 p.m. MT

Friday, January 24

USC at California* (P12N) 6 p.m. PT
Washington at Oregon State* (P12N) 6 p.m. PT
UCLA at Stanford* (P12N) 8 p.m. PT
Arizona State at Utah* 7 p.m. PT
Arizona at Colorado* 7 p.m. MT
Washington State at Oregon* 7 p.m. PT

Sunday, January 26

Washington at Oregon* (P12N) 12 noon PT
Arizona State at Colorado* (P12N) 1 p.m. MT
UCLA at California* (P12N) 6 p.m. PT
Arizona at Utah* 3 p.m. MT
Washington State at Oregon State* ... 12:00 p.m. PT

Monday, January 27

USC at Stanford* (ESPN2) 6 p.m. PT

Wednesday, January 29

Colorado at Utah* (P12N) 7 p.m. MT

Thursday, January 30

California at Stanford* (P12N) 8 p.m. PT

Friday, January 31

Washington State at USC* (P12N) 6 p.m. PT
Washington at UCLA* (P12N) 8 p.m. PT
Oregon State at Arizona State* 6:30 p.m. MT
Oregon at Arizona* 7 p.m. MT

FEBRUARY

Sunday, February 2

Washington at USC* (P12N) 11 a.m. PT
Oregon State at Arizona* (P12N) 12 noon MT
Utah at Colorado* (P12N) 12 noon MT
Stanford at California* 1 p.m. PT
Oregon at Arizona State* 1 p.m. MT
Washington State at UCLA* 12 p.m. PT

Tuesday, February 4

Arizona at Arizona State* (P12N) 7:30 p.m. MT

Friday, February 7

Stanford at Washington State* (P12N) 6 p.m. PT
California at Washington* (P12N) 8 p.m. PT
Colorado at Oregon State* (P12N) 8 p.m. PT
Utah at Oregon* 7 p.m. PT

Saturday, February 8

UCLA at USC* (P12N) 3 p.m. PT

Sunday, February 9

Utah at Oregon State* (P12N) 12 noon PT
Arizona State at Arizona* (P12N) 1 p.m. MT
Stanford at Washington* (ESPNU) 12:30 p.m. PT
California at Washington State* (P12N) ... 2 p.m. PT
Colorado at Oregon* 2 p.m. PT

Friday, February 14

Washington at Colorado* (P12N) 6:30 p.m. MT
USC at Oregon* (P12N) 7:30 p.m. PT
Arizona at California* (P12N) 7:30 p.m. PT
Washington State at Utah* 7 p.m. MT
UCLA at Oregon State* 7 p.m. PT
Arizona State at Stanford* 7 p.m. PT

Sunday, February 16

USC at Oregon State* (P12N) 12 noon PT
Arizona at Stanford* (P12N) 12 noon PT
Washington State at Colorado* (P12N) ... 1 p.m. MT
Arizona State at California* (P12N) 4 p.m. PT
Washington at Utah* 3 p.m. MT

Monday, February 17

UCLA at Oregon* (P12N) 4 p.m. PT

Friday, February 21

Oregon at Washington* (P12N) 6 p.m. PT
Stanford at USC* (P12N) 6 p.m. PT
California at UCLA* (P12N) 8 p.m. PT
Oregon State at Washington State* 7 p.m. PT
Colorado at Arizona State* 6:30 p.m. MT
Utah at Arizona* 7 p.m. MT

Sunday, February 23

California at USC* (P12N) 12 noon PT
Utah at Arizona State* (P12N) 1 p.m. MT
Colorado at Arizona* (P12N) 3 p.m. MT
Stanford at UCLA* (P12N) 4 p.m. PT
Oregon at Washington State 1 p.m. PT
Oregon State at Washington 2 p.m. PT

Thursday, February 27

Washington State at California* (P12N) ... 6 p.m. PT
USC at Utah* (P12N) 7 p.m. MT
Washington at Stanford* (P12N) 8 p.m. PT

Friday, February 28

UCLA at Colorado* (P12N) 6 p.m. MT
Arizona at Oregon State* 7 p.m. PT
Arizona State at Oregon* 7 p.m. PT

MARCH

Saturday, March 1

Washington at California* (P12N) 5:30 p.m. PT
Washington State at Stanford* (P12N) .. 7:30 p.m. PT

Sunday, March 2

USC at Colorado* (P12N) 12 p.m. MT
Arizona at Oregon* (P12N) 1 p.m. PT
UCLA at Utah* (P12N) 2 p.m. MT
Arizona State at Oregon State* 2 p.m. PT

2014 PAC-12 WOMEN'S BASKETBALL TOURNAMENT

Thursday-Sunday, March 6-9
KeyArena • Seattle

Thursday, March 6

First Round Game #1 (P12N) 12 p.m. PT
First Round Game #2 (P12N) 2:30 p.m. PT
First Round Game #3 (P12N) 6 p.m. PT
First Round Game #4 (P12N) 8:30 p.m. PT

Friday, March 7

Quarterfinal Game #1 (P12N) 12 p.m. PT
Quarterfinal Game #2 (P12N) 2:30 p.m. PT
Quarterfinal Game #3 (P12N) 6 p.m. PT
Quarterfinal Game #4 (P12N) 8:30 p.m. PT

Saturday, March 8

Semifinal Game #1 (P12N) 6 p.m. PT
Semifinal Game #2 (P12N) 8:30 p.m. PT

Sunday, March 9

Championship Game (ESPN2) 6 p.m. PT

NCAA TOURNAMENT

March 22-25

First & Second Rounds

March 29-April 1

Regionals (*Lincoln, Neb.; Louisville, Ky.; Notre Dame, Ind., Stanford, Calif.*)

April 7 & 9

NCAA Final Four, Bridgestone Arena, *Nashville, Tenn.*

* indicates Pac-12 Conference game

PAC-12 WOMEN'S BASKETBALL TELEVISION SCHEDULE

The 2013-14 Pac-12 women's basketball regular season tips off the 266-game schedule on Friday, Nov. 8. Pac-12 teams will make a league-record over 100 appearances during the regular season, including 101 telecasts on the Pac-12 Networks and five on the ESPN networks as part of the Conference's television package. Among those 106 appearances, all 11 games of the Pac-12 Tournament at KeyArena in Seattle will be televised, with nine appearing on the Pac-12 Networks and the championship game on ESPN on March 9. The Pac-12 Networks launched in the summer of 2012 with one national and six regional networks devoted solely to Pac-12 sports. In addition to the hundreds of live televised Pac-12 sporting events, Pac-12 Networks subscribers can watch live events on the Pac-12 Now app. Subscribers can also watch live and on-demand content on the web at pac-12.com.

Day	Date	Matchup	Network	Time (PT)	Day	Date	Matchup	Network	Time (PT)
Sunday	Nov. 10	Duke at California	ESPNU	3 p.m.	Wednesday	Jan. 29	Colorado at Utah	P12N	6 p.m.
Friday	Nov. 15	Nebraska at Utah	P12N	4:30 p.m.	Thursday	Jan. 30	California at Stanford	P12N	8 p.m.
Sunday	Nov. 17	North Carolina at UCLA	P12N	3 p.m.	Friday	Jan. 31	Washington State at USC	P12N	6 p.m.
Wednesday	Nov. 20	Iowa at Colorado	P12N	7:30 p.m.	Friday	Jan. 31	Washington at UCLA	P12N	8 p.m.
Sunday	Nov. 24	Oklahoma at UCLA	P12N	1 p.m.	Sunday	Feb. 2	Utah at Colorado	P12N	11 a.m.
Sunday	Nov. 24	Northwestern at California	P12N	3 p.m.	Sunday	Feb. 2	Washington at USC	P12N	11 a.m.
Monday	Nov. 25	South Carolina at USC	P12N	5 p.m.	Sunday	Feb. 2	Oregon State at Arizona	P12N	11 a.m.
Friday	Dec. 13	Wisconsin at Washington	P12N	7:30 p.m.	Sunday	Feb. 2	Stanford at California	ESPN2	1 p.m.
Saturday	Dec. 14	Gonzaga at Stanford	P12N	1 p.m.	Tuesday	Feb. 4	Arizona at Arizona State	P12N	6:30 p.m.
Sunday	Dec. 15	Texas Tech at Arizona	P12N	11 a.m.	Friday	Feb. 7	Stanford at Washington State	P12N	6 p.m.
Monday	Dec. 16	New Mexico at Stanford	P12N	7 p.m.	Friday	Feb. 7	Colorado at Oregon State	P12N	8 p.m.
Saturday	Dec. 21	Gonzaga at Washington State	P12N	11:30 a.m.	Friday	Feb. 7	California at Washington	P12N	8 p.m.
Saturday	Dec. 21	Miami (Fla.) at Arizona State	P12N	11:30 a.m.	Saturday	Feb. 8	UCLA at USC	P12N	3 p.m.
Saturday	Dec. 21	Tennessee at Stanford	P12N	1:30 p.m.	Sunday	Feb. 9	Utah at Oregon State	P12N	12 p.m.
Sunday	Dec. 29	Notre Dame at Oregon State	P12N	2 p.m.	Sunday	Feb. 9	Arizona State at Arizona	P12N	12 p.m.
Monday	Dec. 30	Syracuse at Arizona State	P12N	5 p.m.	Sunday	Feb. 9	Stanford at Washington	ESPNU	3:30 p.m.
Monday	Dec. 30	USC at UCLA	P12N	7 p.m.	Sunday	Feb. 9	California at Washington State	P12N	2 p.m.
Friday	Jan. 3	Oregon at Stanford	P12N	6 p.m.	Friday	Feb. 14	Washington at Colorado	P12N	5:30 p.m.
Friday	Jan. 3	Utah at UCLA	P12N	6 p.m.	Friday	Feb. 14	USC at Oregon	P12N	7:30 p.m.
Friday	Jan. 3	Oregon State at California	P12N	8 p.m.	Friday	Feb. 14	Arizona at California	P12N	7:30 p.m.
Friday	Jan. 3	Colorado at USC	P12N	8 p.m.	Sunday	Feb. 16	USC at Oregon State	P12N	12 p.m.
Sunday	Jan. 5	Oregon at California	P12N	12 p.m.	Sunday	Feb. 16	Washington State at Colorado	P12N	12 p.m.
Sunday	Jan. 5	Arizona at Washington State	P12N	12 p.m.	Sunday	Feb. 16	Arizona at Stanford	P12N	12 p.m.
Sunday	Jan. 5	Arizona State at Washington	P12N	2 p.m.	Sunday	Feb. 16	Arizona State at California	P12N	4 p.m.
Sunday	Jan. 5	Oregon State at Stanford	P12N	2 p.m.	Monday	Feb. 17	UCLA at Oregon	P12N	4 p.m.
Sunday	Jan. 5	Utah at USC	P12N	4 p.m.	Friday	Feb. 21	Oregon at Washington	P12N	6 p.m.
Sunday	Jan. 5	Colorado at UCLA	P12N	7 or 8 p.m.	Friday	Feb. 21	Stanford at USC	P12N	6 p.m.
Tuesday	Jan. 7	Washington at Washington State	P12N	7 p.m.	Friday	Feb. 21	California at UCLA	P12N	8 p.m.
Friday	Jan. 10	Stanford at Utah	P12N	5 p.m.	Sunday	Feb. 23	Utah at Arizona State	P12N	12 p.m.
Friday	Jan. 10	USC at Arizona State	P12N	5 p.m.	Sunday	Feb. 23	California at USC	P12N	12 p.m.
Friday	Jan. 10	UCLA at Arizona	P12N	7 p.m.	Sunday	Feb. 23	Colorado at Arizona	P12N	2 p.m.
Friday	Jan. 10	California at Colorado	P12N	7 p.m.	Sunday	Feb. 23	Stanford at UCLA	P12N	4 p.m.
Saturday	Jan. 11	Washington State at Washington	P12N	3 p.m.	Thursday	Feb. 27	Washington State at California	P12N	6 p.m.
Saturday	Jan. 11	Oregon State at Oregon	P12N	5 p.m.	Thursday	Feb. 27	USC at Utah	P12N	6 p.m.
Sunday	Jan. 12	California at Utah	P12N	12 p.m.	Thursday	Feb. 27	Washington at Stanford	P12N	8 p.m.
Sunday	Jan. 12	UCLA at Arizona State	P12N	12 p.m.	Friday	Feb. 28	UCLA at Colorado	P12N	5 p.m.
Sunday	Jan. 12	Stanford at Colorado	P12N	2 p.m.	Saturday	Mar. 1	Washington at California	P12N	5:30 p.m.
Sunday	Jan. 13	Oregon at Oregon State	P12N	7 p.m.	Saturday	Mar. 1	Washington State at Stanford	P12N	7:30 p.m.
Friday	Jan. 17	Stanford at Arizona	P12N	6 p.m.	Sunday	Mar. 2	USC at Colorado	P12N	11 a.m.
Friday	Jan. 17	Oregon State at USC	P12N	6 p.m.	Sunday	Mar. 2	Arizona at Oregon	P12N	1 p.m.
Friday	Jan. 17	Oregon at UCLA	P12N	8 p.m.	Sunday	Mar. 2	UCLA at Utah	P12N	1 p.m.
Sunday	Jan. 19	Utah at Washington State	P12N	12 p.m.					
Sunday	Jan. 19	Oregon at USC	P12N	2 p.m.					
Sunday	Jan. 19	Colorado at Washington	P12N	4 p.m.					
Monday	Jan. 20	Oregon State at UCLA	P12N	12 p.m.					
Monday	Jan. 20	California at Arizona	P12N	2 p.m.					
Monday	Jan. 20	Stanford at Arizona State	P12N	4 p.m.					
Friday	Jan. 24	USC at California	P12N	6 p.m.					
Friday	Jan. 24	Washington at Oregon State	P12N	6 p.m.					
Friday	Jan. 24	UCLA at Stanford	P12N	8 p.m.					
Sunday	Jan. 26	Arizona State at Colorado	P12N	12 p.m.					
Sunday	Jan. 26	Washington at Oregon	P12N	12 p.m.					
Sunday	Jan. 26	UCLA at California	P12N	6 p.m.					
Monday	Jan. 27	USC at Stanford	ESPN2	6 p.m.					

PAC-12 TOURNAMENT									
Thursday	Mar. 6	Game 1: First Round	P12N	12 p.m.					
Thursday	Mar. 6	Game 2: First Round	P12N	2:30 p.m.					
Thursday	Mar. 6	Game 3: First Round	P12N	6 p.m.					
Thursday	Mar. 6	Game 4: First Round	P12N	8:30 p.m.					
Friday	Mar. 7	Game 5: Quarterfinal	P12N	12 p.m.					
Friday	Mar. 7	Game 6: Quarterfinal	P12N	2:30 p.m.					
Friday	Mar. 7	Game 7: Quarterfinal	P12N	6 p.m.					
Friday	Mar. 7	Game 8: Quarterfinal	P12N	8:30 p.m.					
Saturday	Mar. 8	Game 9: Semifinal	P12N	6 p.m.					
Saturday	Mar. 8	Game 10: Semifinal	P12N	8:30 p.m.					
Sunday	Mar. 9	Game 11: Championship Game	ESPN	6 p.m.					



**WOMEN'S
BASKETBALL
TOURNAMENT**

PAC-12 WOMEN'S BASKETBALL TOURNAMENT

**WEDNESDAY-SUNDAY, MARCH 6-9, 2014
KEYARENA • SEATTLE, WASH.**

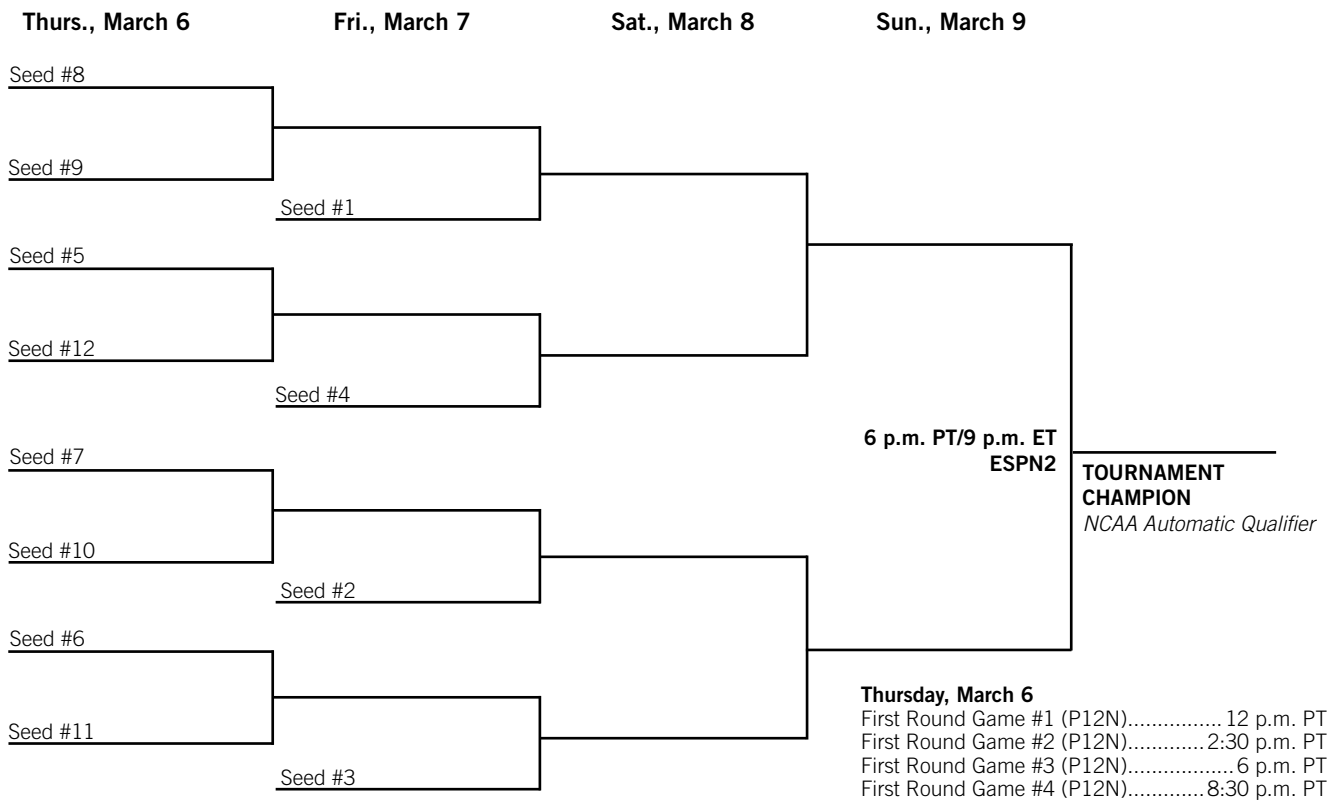
The 13th-annual Pac-12 Women's Basketball Tournament heads to Seattle again, in partnership with Force 10 Sports Marketing, LLC, the Seattle Sports Commission and Seattle Center. The tournament will be played at KeyArena from March 6-9, 2014 and will also receive unprecedented national television coverage of the women's basketball teams and players as every game of the tournament will be televised either on the Pac-12 Networks or ESPN2. The new agreement, which began in 2013, runs through the 2015 tournament.

The City of Seattle has embraced women's basketball and women's athletics, which can be seen through the support of the WNBA's Seattle Storm with its attendance increasing the last several years. The majestic city provides convenient travel for teams and fans, with non-stop flights available from every Pac-12 city.

The Pac-12 Women's Basketball Tournament made its debut in 2002 and was held on the University of Oregon campus in Eugene, Ore. The Conference's premier women's sporting event then moved to HP Pavilion at San Jose for a six-year run (2003-08). It spent four years (2008-2012) in Los Angeles, with Galen Center playing host. The final two-year run of the event saw it combined with the men's tournament and the semifinal and championship games were played at the STAPLES Center.

The winner of the 12-team tournament receives the league's automatic bid to the NCAA Division I Women's Basketball Championship. The tournament seeding and Conference Champion are determined by the 18-game regular-season Pac-12 schedule.

TOURNAMENT BRACKET



Thursday, March 6
 First Round Game #1 (P12N)..... 12 p.m. PT
 First Round Game #2 (P12N)..... 2:30 p.m. PT
 First Round Game #3 (P12N)..... 6 p.m. PT
 First Round Game #4 (P12N)..... 8:30 p.m. PT

Friday, March 7
 Quarterfinal Game #1 (P12N)..... 12 p.m. PT
 Quarterfinal Game #2 (P12N)..... 2:30 p.m. PT
 Quarterfinal Game #3 (P12N)..... 6 p.m. PT
 Quarterfinal Game #4 (P12N)..... 8:30 p.m. PT

Saturday, March 8
 Semifinal Game #1 (P12N) 6 p.m. PT
 Semifinal Game #2 (P12N) 8:30 p.m. PT


Sunday, March 9
 Championship Game (ESPN2) 6 p.m. PT

*** PLEASE NOTE: Bracket may be flipped to feature key matchups in the evening session at the discretion of the Commissioner.*

*All games to be televised on national television.
 First three rounds to be televised on the Pac-12 Network.
 Championship game to be televised on ESPN2.
 All times subject to change.
 As of July 2, 2013.*



2014 NCAA Division I Women's BASKETBALL CHAMPIONSHIP



© 2013 National Collegiate Athletic Association. No commercial use without the NCAA's written permission. The NCAA opposes all sports wagering. This bracket should not be used for sweepstakes, contests, office pools or other gambling activities. NCAA and Women's Final Four are trademarks of the National Collegiate Athletic Association.

FIRST ROUND & SECOND ROUNDS
Saturday & Monday, March 22, & 24 or
Sunday & Tuesday, March 23 & 25

- Hilton Coliseum, Ames, Iowa
(Iowa State University, host)

- Pete Maravich Assembly Center, Baton Rouge, La.
(LSU, host)

- Carmichael Arena, Chapel Hill, N.C.
(University of North Carolina, host)

- Comcast Center, College Park, Md.
(University of Maryland, host)

- Reed Arena, College Station, Texas
(Texas A&M University, host)

- Cameron Indoor Stadium, Durham, N.C.
(Duke University, host)

- Carver-Hawkeye Arena, Iowa City, Iowa
(University of Iowa, host)

- Thompson-Boling Arena, Knoxville, Ten..
(University of Tennessee, host)

FIRST ROUND & SECOND ROUNDS (cont'd)

- Memorial Coliseum, Lexington, Ky.
(University of Kentucky, host)

- Pauley Pavilion, Los Angeles, Calif.
(UCLA, host)

- Alaska Airlines, Seattle, Wash.
(University of Washington, host)

- Harry A. Gampel Pavilion, Storrs, Conn.
(University of Connecticut, host)

- Savage Arena, Toledo, Ohio
(University of Toledo, host)

- Bryce Jordan Center, University Park, Pa.
(Penn State University, host)

- Ferrell Center, Waco, Texas
(Baylor University, host)

- Mackey Arena, West Lafayette, Ind.
(Purdue University, host)

REGIONALS

Saturday & Monday, March 29 & 31 or
Sunday & Tuesday, March 30 & April 1

- Lincoln Regional
Pinnacle Arena, Lincoln, Neb.
(University of Nebraska, host)

- Louisville Regional
KFC Yum! Center, Louisville, Ky.
(University of Louisville, hosts)

- Notre Dame Regional
Joyce Center, Notre Dame, Ind.
(University of Notre Dame, host)

- Stanford Regional
Maples Pavilion, Stanford, Calif.
(Stanford University, host)

FINAL FOUR

Sunday & Tuesday, April 6 & 8

- Bridgestone Arena, Nashville, Tenn.
(Ohio Valley Conference, host)

Future Final Four Sites

- 2015 St. Pete Times Forum, Tampa Bay (April 5 & 7)
- 2016 Indianapolis, Ind. (April 3 & 5)



Even in its infancy, the Pac-12 Conference played a significant role in the development of women's basketball. On April 4, 1896, California and Stanford squared off at the Page Street Armory in San Francisco in the first women's intercollegiate game in the nation. And two weeks later, the University of Washington hosted Ellensburg State in Seattle.

While progress slowed through much of the first half of the century, women's basketball pioneer Carol Eckman changed the game's history by engineering the first official women's tournament in 1969. In 1972, the tournament expanded into the Association for Intercollegiate Athletics for Women (IAIW). At that point, women's basketball was off and running.

In 1978, just six seasons after the advent of the IAIW, UCLA was the first league squad to represent the Conference with a national title. The Bruins accomplished the feat at Pauley Pavilion on the UCLA campus in front of an IAIW record crowd of 9,351. However, UCLA was not the last Conference team to win a national crown.

The 1981-82 season marked the first year that women's basketball began competing in the NCAA with the advent of the NCAA Division I Women's Basketball Championship, implementing a 32-game field which, with the increasing popularity of the sport, first expanded to 48 teams and has grown to 64 teams after a second expansion in 1994.

League play began in 1986-87, the first year the



Former USC players Cheryl Miller and Lisa Leslie are two of the most decorated players in the history of women's basketball.

Pac-10 Conference began sponsoring women's sports, combining the NorPac Conference (California, Oregon, Oregon State, Washington and Washington State) with the Western Collegiate Athletic Association (Arizona, Arizona State, Stanford, UCLA and USC).

The Conference quickly established a reputation as one of the strongest women's basketball leagues in the nation, with solid teams across the board. The Pac-10 sent at least four teams to the NCAA Tournament nine times in the decade of the '90s, and every Conference member made a trip to the Big Dance during that decade. In the new millennium, the story has proved much the same. Seven different Conference teams have advanced to the NCAA Tournament in the last six seasons.

Stanford head coach Tara VanDerveer took the Pac-10 Conference to new heights by winning a pair of NCAA titles in the 1990s. National Player of the Year Jennifer Azzi led the Cardinal to its first title in 1990, while Val Whiting guided the Cardinal to its second national championship in 1992. All told, Stanford made six trips to the NCAA Final Four in a seven-year span of the '90s.

Since the beginnings of the IAIW, the Conference's most significant contribution to the success and development of women's basketball has been its legendary players.

Names like Ann Meyers, Cheryl Miller, Cheryl Nelson, Denise Curry, the McGee Sisters, Azzi, Sonja Henning, Whiting, Natalie Williams, Lisa Leslie, Kate Starbird, Tina Thompson, Nicole Powell and Candice Wiggins are just a few of the Pac-10 stars who have written a chapter in women's basketball at both the national and Conference level.

The first of this elite group to bring the women's game into the national spotlight was Meyers, the first four-time All-American. Meyers led the UCLA Bruins to the 1978 IAIW Championship under the direction of then-first year head coach Billie Moore. Curry, also a member of the 1978 title team, earned All-America honors three times and still stands as UCLA's all-time leading scorer, male or female. After 16 seasons, Moore ended her stint as the Bruins' mentor with a 423-182 career coaching record, with 296 of her victories coming at UCLA.

Miller led USC to consecutive titles in 1983 and 1984 and rewrote the school's record books. A four-time All-American, Miller won the Naismith Award three times, an amazing feat considering the honor is the equivalent of college football's Heisman Trophy. Miller was also selected to the "1980s NCAA Team of the Decade" as voted by a panel of media and coaches.

In 1999, Kodak named its Silver Anniversary Team, honoring the top-10 Division I players of all-time, and Meyers and Miller were two of the 10 athletes honored.

Only 18 women have ever been inducted into the Naismith Memorial Hall of Fame in Springfield, Mo., and five of those outstanding individuals hail from the Pac-12: Meyers (1993), Miller (1995), Curry (1997), Moore (1999) and legendary head coach Tara VanDerveer (2011).

The Women's Basketball Hall of Fame in Nashville, Tenn., announced its inaugural class of 25 inductees in 1998, honoring legends from the 107-year history of the women's game. Moore, Meyers, Curry and Miller were inducted in the initial year. VanDerveer and former USC and California Coach Marianne Stanley joined the ranks in 2002, while former Oregon player and former Ducks head coach Bev Smith was inducted with the Class of 2004.

On the national level, women's basketball has made tremendous strides in both popularity and attendance.



Former UCLA star Ann Meyers was the first-ever four-time All-American and led the Bruins to the 1978 IAIW National title.

The 2008 Olympic Team won its fourth-straight gold medal as Leslie became just the second basketball player ever to win four gold medals (Teresa Edwards, U.S.). Leslie was joined by former Pac-10-great Thompson on the 2008 national team.

Many outstanding Pac-12 women's basketball players have gone on to success at the professional level, as 17 former Pac-12 stars are currently playing or coaching in the WNBA. Headlining that prestigious list of athletes who have played in the WNBA is Leslie, a five-time All-WNBA first team honoree and the 2002 WNBA Finals MVP. The first player to be placed on a team when the league began, Leslie became the first WNBA player to amass 5,000 career points and recorded the first dunk in league history during the 2002 campaign. She guided the Los Angeles Sparks to back-to-back league titles in 2001 and 2002. Fellow USC alumnae Thompson and retired WNBA star Cynthia Cooper helped guide the Houston Comets to four straight WNBA titles in 1997-2000. In August 2003, Thompson became just the second WNBA player to amass 4,000 points, following in Leslie's footsteps. Regarded throughout the league as the face of the WNBA and the most dominant player in the sport, Leslie announced her retirement in 2009, concluding a career that spanned 15 years.

The newest chapter in Conference women's basketball history was the addition of a postseason tournament in 2002 and the league expand to include Colorado and Utah and. An inaugural Pac-10 Women's Basketball Tournament was held Mar. 1-4, 2002, at storied McArthur Court on the University of Oregon campus. The Arizona State Sun Devils defeated the Stanford Cardinal in the championship game, capturing the Conference's first tournament trophy. Beginning in 2003, the tournament moved to the Northern California Bay Area and HP Pavilion at San Jose for a six-year run (2003-08), which saw UCLA and the Cardinal capture titles. In 2009, the tournament moved to the Galen Center in downtown Los Angeles and it proved to be another exciting chapter in the event. The tournament was combined with the men's tournament in 2010 and, for the first time ever, the semifinals and championship games were played at the STAPLES Center. In 2013, the tournament moved to KeyArena in beautiful Seattle with great success, drawing near-record crowds.



QUICK FACTS

Location Tucson, Ariz.
Founded 1885
Enrollment 40,200
Colors Cardinal & Navy
Home Court McKale Center (14,545)
Press Row Phone (520) 621-5291
President Dr. Anne Weaver Hart
Faculty Representative Jory Hancock
Athletics Director Greg Byrne
Deputy Dir./SWA Erika Barnes
Head Coach Niya Butts
Sports Info. Dir. Tom Duddleston, Jr.
Asst. Dir./WBB SID Susie Epp
Office/Fax (520) 626-9395/621-2681
Cell (520) 668-5104
Email sepp@arizona.edu
Website www.arizonawildcats.com

YEAR-BY-YEAR RECORD


(since 1981-82)

Year	Conf.	Place	Overall	Postseason
81-82	0-12	7	10-21	
82-83	2-12	T7	10-17	
83-84	1-13	T7	8-20	
84-85	1-13	8	7-21	
85-86	4-4	T2	19-9	
86-87	4-14	T8	11-18	
87-88	2-16	10	5-23	
88-89	6-12	T8	11-7	
89-90	5-13	T8	12-17	
90-91	1-17	10	6-25	
91-92	3-15	10	9-19	
92-93	7-11	8	13-14	
93-94	8-10	7	15-12	
94-95	6-12	7	11-19	
95-96	10-8	T3	22-8	WNIT Champs
96-97	12-6	T4	23-8	NCAA 2nd
97-98	14-4	T2	23-7	NCAA S16
98-99	12-6	4	18-11	NCAA 2nd
99-00	13-5	T2	25-7	NCAA 2nd
00-01	9-9	5	20-12	WNIT 2nd
01-02	10-8	T6	14-14	
02-03	13-5	T2	22-9	NCAA 1st
03-04	14-4	T1	24-9	NCAA 1st
04-05	11-7	5	20-12	NCAA 2nd
05-06	3-15	9	8-22	
06-07	4-14	T8	11-21	
07-08	4-14	T8	10-20	
08-09	4-14	T8	12-19	
09-10	6-12	8	14-17	
10-11	10-8	T4	21-12	WNIT 1st
11-12	3-15	12	15-17	
12-13	4-14	T10	12-18	

WCAA member from 1979-1985
 Pac-West Conference member in 1985-1986
 Pac-12 Conference member since 1986



GRIFFITTS




BUTTS



GLOYD

TEAM OUTLOOK

- Arizona loses their leading scorer, now graduated guard Davellyn Whyte, a four-time All-Pac-12 performer and second-highest scorer in program history who was drafted 16th overall in the WNBA draft last Spring, but return four starters from last year's squad, all seniors. The Wildcats will rely on the senior leadership of F **Erica Barnes**, F **Alli Gloyd**, G/F **Kama Griffiths** and G **Carissa Crutchfield** in 2013-14 as they look to improve on a 10th-place Pac-12 finish from a year ago.
- Griffiths and Gloyd emerged as offensive threats in 2012-13 as the Wildcats' second- and third-leading scorers at 10.9 ppg and 9.4 ppg, respectively. Second on the team in threes made, Griffiths became a reliable target from the arc while Gloyd, in her first year with the Wildcats after transferring from a community college, was second on the team in field goals made and field goal percentage. Barnes has been a mainstay in the lineup over the last three years and Crutchfield, who will be a second-year starter in 13-14, dished out 2.8 assists per game behind the departed Whyte.
- The return of **Candice Warthen** after missing all of 2012-13 with a knee injury bodes well for Arizona. She was the Wildcats' second-leading scorer two years ago (11.7 ppg) and was a key three-point threat. Warthen should pose a long-range attack that ranked fourth in the Pac-12 last year in both three-pointers made and three-point percentage. In addition, a healthy Warthen should be a nice complement to the four experienced returning starters.
- Arizona has seven total letterwinners coming back while they welcoming four freshmen newcomers, two of which were McDonald's All-American nominees as high school seniors last year.



NIYA BUTTS

Head Coach • 6th Year at Arizona

Alma Mater: Tennessee, 2000

74-83 (.471) at Arizona • Overall: 74-83 (.471, 6 Years)

The eighth head coach in Arizona history, Butts enters her sixth season at Arizona ... one of the most sought-after young coaches in the country ... prior to landing in Tucson, spent five seasons at Kentucky, the last as an associate head coach ... also spent time at Michigan State and Tennessee Tech ... a four-year letterwinner at Tennessee and a member of two national championship teams (1997, 98).

BUTTS' RECORD

Year	School	Overall	Conf.	Place/Conf
08-09	Arizona	12-19	4-14	T8/Pac-10
09-10	Arizona	14-17	6-12	8/Pac-10
10-11	Arizona	21-12	10-8	T4/Pac-10
11-12	Arizona	15-17	3-15	12/Pac-12
12-13	Arizona	12-18	4-14	T10/Pac-12
ARIZ Total (5 yrs)		74-83	27-63	
Career Total (5 yrs)		74-83	27-63	

2013-14 ARIZONA ROSTER

No.	Name	POS	HT	YR	EXP	Hometown/High School (Last School)
0	Farrin Bell	G	6-0	SO	TR	Richardson, Texas/Richardson HS (Southern Methodist)
1	Candice Warthen	G	5-5	RS JR	2V	Warrenton, Ga./Warren County HS
4	Carissa Crutchfield	G	5-8	SR	1V	Ft. Gibson, Okla./Ft. Gibson HS (Oklahoma State)
5	Nyre Harris	G	5-8	SO	1V	Stockton, Calif./Lincoln HS
10	Kama Griffiths	G/F	6-0	SR	1V	Coeur D'Alene, Idaho/Coeur D'Alene HS (N. Idaho Coll.)
15	Keyahndra Cannon	G	5-9	SO	1V	San Diego, Calif./Mission Bay HS
20	Breanna Workman	F	6-1	FR	HS	Las Vegas, Nev./Centennial HS
23	Erica Barnes	F	6-2	SR	3V	Sacramento, Calif./Rosemont HS
24	LaBrittney Jones	F	6-1	FR	HS	Cedar Hill, Texas/Cedar Hills HS
30	Alli Gloyd	F	6-1	SR	1V	Phoenix, Ariz./South Mountain HS (Mesa CC)
31	Dejza James	F	6-1	FR	HS	Elk Grove, Calif./Pleasant Grove HS
34	Ashley Merrill	G	6-1	FR	HS	Corona, Calif., Centennial HS

Head Coach: Niya Butts (Tennessee, 2000), 6th year

Associate Head Coach: E.C. Hill (Northern Illinois, 1995), 3rd year

Assistant Coach: Calamity McEntire (Tennessee, 2003), 2nd year

Assistant Coach: Sean LeBeauf (Montevallo, Ala.), 1st year

Letterwinners R/L: 7/4
Starters returning in bold



2013-14 SCHEDULE

Table with columns: Day, Date, Opponent, TV, Time. Lists games from Fri-Sat N8-9 to Thu-Sun M6-9.

* Pac-12 Conference game. P12N indicates game televised on the Pac-12 Networks. All times local to site & subject to change.

SERIES

Table listing series records for various opponents like Ark.-Pine Bluff, BYU, Bowling Green, etc.

Table listing series records for Pac-12 conference members like Arizona State, California, Colorado, etc.

HISTORY

Table showing historical records: All-Time Record, First Year, Pac-12 Record, Pac-12 Tournament, NCAA Record, WNIT Record.

2012-13 RESULTS

Table with columns: Date, Opponent, Score, Hi Points, Hi Reb. Lists game results from N9 to M7.

P12 indicates Pac-12 Tournament game.

2012-13 ARIZONA STATISTICS

Overall: 12-18, Pac-12: 4-14/T-10th • Home: 5-8 • Away: 6-8 • Neutral: 1-2

Large table with columns: #, PLAYER, G-GS, MIN-AVG, FG-FGA, FG%, 3P-ATT, 3P%, FT-FTA, FT%, OFF, DEF, TOT, AVG, PF-D, AST, TO, BLK, STL, PTS-AVG. Includes individual player stats and team totals.

QUICK FACTS

Location Tempe, Ariz.
Founded 1885
Enrollment 73,373
Colors Maroon & Gold
Home Court Wells Fargo Arena (10,734)
Press Row Phone (480) 965-7274
President Dr. Michael Crow
Faculty Representative Dr. Gary Grossman
Athletics Director Steve Patterson
Associate AD/SWA Dawn Rogers
Head Coach Charli Turner Thorne
Sports Information Dir. Mark Brand
Assoc. Dir./WBB SID Steve Rodriguez
Office/Fax (480) 965-9780/965-5408
Cell (480) 254-2489
Email steve.rodriguez@asu.edu
Website www.thesundevils.com

YEAR-BY-YEAR RECORD

(since 1981-82)

Year	Conf.	Place	Overall	Postseason
81-82	8-4	3	25-7	NCAA S16
82-83	9-5	3	23-7	NCAA S16
83-84	6-8	5	17-11	
84-85	3-11	6	11-16	
85-86	4-4	2	15-10	
86-87	4-14	T8	10-17	
87-88	5-13	T8	11-17	
88-89	3-15	10	9-19	
89-90	5-13	T8	13-15	
90-91	5-13	9	14-14	
91-92	11-7	5	20-9	NCAA 1st
92-93	10-8	T4	17-10	
93-94	2-16	T9	4-22	
94-95	2-16	10	8-19	
95-96	4-14	9	8-19	
96-97	3-15	9	9-19	
97-98	6-12	T7	10-17	
98-99	6-12	T6	12-15	
99-00	7-11	7	14-15	WNIT 1st
00-01	12-6	T1	20-11	NCAA 1st
01-02	12-6	T2	25-9	NCAA 2nd
02-03	7-11	8	16-14	WNIT 2nd
03-04	11-7	T3	17-12	WNIT 1st
04-05	12-6	T2	24-10	NCAA S16
05-06	14-4	2	25-7	NCAA 2nd
06-07	16-2	2	31-5	NCAA E8
07-08	14-4	3	22-11	NCAA 2nd
08-09	15-3	T2	26-9	NCAA E8
09-10	9-9	5	18-14	WNIT 2nd
10-11	11-7	3	20-11	NCAA 1st
11-12	10-8	4	20-12	WNIT 1st
12-13	5-13	9	13-18	

WCAA member from 1979-1985
Pac-West Conference member in 1985-1986
Pac-12 Conference member since 1986



MANN



TURNER THORNE



BURKE

TEAM OUTLOOK

- Despite the graduation of dynamic scorer Janae Fulcher, the Sun Devils have reason to be optimistic with four key starters returning in JR G **Promise Amukamara**, SR G **Adrienne Thomas**, SR G **Deja Mann** and RS SR F/C **Joy Burke**.
- Amukamara led the team in steals (59) and minutes (27.8 pg), and was second behind Fulcher in scoring (8.0 ppg) and field goals made (91). Thomas became an expert at drawing fouls for the Sun Devils, going to the line 96 times last season. Mann is back after sitting out all of last season due to a knee injury suffered in the fall. A 2011-12 honorable mention All-Pac-12 and honorable mention All-Defensive team, the redshirt senior's return should give the Sun Devils a significant boost on both sides of the floor. Burke, after redshirting 2011-12, came back to lead the team in rebounding (6.1 pg) and was third in scoring (7.1 ppg) in 2012-13.
- ASU shared the ball and continued to play aggressive defense in 2012-13. The Sun Devils were fourth in the Pac-12 in both assists (12.7 pg) and steals (8.9 pg). Additionally, they were in the top half of the Conference in turnover margin and rebounding defense.
- The Sun Devils add three freshmen to the squad, including 6-4 center **Quinn Dornstauder**, who won a bronze medal with the Canadian National Team at the 2012 U17 World Championships.
- Arizona State missed out on a postseason appearance for the first time in 14 years last season, but will have an experienced group to lead the team in 2013-14 and make a return to postseason tournament play.



CHARLI TURNER THORNE

Head Coach • 17th Year at Arizona State

Alma Mater: Stanford, 1988

302-197 (.605) at Arizona State • Overall: 342-237 (.590, 19 Years)

The winningest coach in Sun Devil history ... ranks third overall in wins among all-time Pac-12 coaches with 302 wins... one of just three coaches in Pac-12 history to have led their teams to five or more consecutive 20-win seasons ... has guided ASU to the postseason 13 of the last 14 years including eight NCAA Tournament appearances in the last 13 years, advancing to the NCAA Elite Eight twice in the last seven seasons ... led the USA World University Games team to a gold medal at the 2009 World University Games.

TURNER THORNE'S RECORD

Year	School	Overall	Conf.	Place/Conf
93-94	N. Arizona	12-15	6-8	4/Big Sky
94-95	N. Arizona	14-12	6-8	5/Big Sky
95-96	N. Arizona	14-13	6-8	4/Big Sky
96-97	Arizona State	9-19	3-15	9/Pac-10
97-98	Arizona State	10-17	6-12	T7/Pac-10
98-99	Arizona State	12-15	6-12	T6/Pac-10
99-00	Arizona State	14-15	7-11	7/Pac-10
00-01	Arizona State	20-11	12-6	T1/Pac-10
01-02	Arizona State	25-9	12-6	T2/Pac-10
02-03	Arizona State	16-14	7-11	8/Pac-10
03-04	Arizona State	17-12	11-7	T3/Pac-10
04-05	Arizona State	24-10	12-6	T2/Pac-10
05-06	Arizona State	25-7	14-4	2/Pac-10
06-07	Arizona State	31-5	16-2	2/Pac-10
07-08	Arizona State	22-11	14-4	3/Pac-10
08-09	Arizona State	26-9	15-3	T2/Pac-10
09-10	Arizona State	18-14	9-9	5/Pac-10
10-11	Arizona State	18-14	9-9	5/Pac-10
12-13	Arizona State	13-18	5-13	9/Pac-12
ASU Total (16 yrs)		302-197	170-136	
Career Total (19 yrs)		342-237	188-160	

2013-14 ARIZONA STATE ROSTER

No.	Name	POS	HT	YR	EXP	Hometown/High School (Last School)
0	Katie Hempen	G	5-9	RS SO	TR	Highland, Ill./Highland HS (SIU Edwardsville)
1	Arneicia Hawkins	G	5-10	SO	1V	Mesa, Ariz./Mountain View HS
3	Joy Burke	F/C	6-5	RS SR	3V	Tempe, Ariz./Marcos de Niza HS
5	Deja Mann	G	5-7	RS SR	3V	Merced, Calif./Merced HS
10	Promise Amukamara	G	5-8	JR	2V	Glendale, Ariz./Apollo HS
14	Adrienne Thomas	G	5-9	SR	3V	Fontana, Calif./Summit HS
15	Nisha Barrett	F	6-1	SR	1V	Barstow, Calif./Barstow HS (Barstow CC)
20	Isidora Purkovic	G	5-11	SO	1V	Calgary, Alberta, Canada/Western Canada HS
21	Sophie Brunner	F	6-1	FR	HS	Freeport, Ill./Aquino HS
22	Quinn Dornstauder	C	6-4	FR	HS	Regina, Saskatchewan, Canada/LeBoldus
23	Elisha Davis	G	5-3	SO	1V	Oakland, Calif./Berkeley HS
24	Kelsey Moos	F	6-0	FR	HS	Edward, Wash./Reardan HS
43	Eliza Normen	G	6-0	RS SO	1V	Louisville, Colo./Monarch HS

Head Coach: Charli Turner Thorne (Stanford, 1988), 17th year

Associate Head Coach: Amanda Levens (Arizona State, 2002), 2nd year

Associate Head Coach: Meg Sanders (CS Fullerton, 1985), 11th year

Assistant Coach: Jackie Moore (Armstrong State, 1991), 2nd year

Letterwinners R/L: 8/3
Starters returning in bold



2013-14 SCHEDULE

Table with columns: Day, Date, Opponent, TV, Time. Rows include Hawaii, San Diego, Texas Tech, Providence.

Table with columns: Day, Date, Opponent, TV, Time. Rows include Cancun Challenge, Illinois, North Carolina, Arkansas State.

Table with columns: Day, Date, Opponent, TV, Time. Rows include ASU Classic, Sacred Heart, Long Beach State/Harvard.

Table with columns: Day, Date, Opponent, TV, Time. Rows include CS Fullerton, Miami (Fla.), Syracuse, Washington*, USC*, UCLA*, California*, Stanford*, Utah*, Oregon State*, Oregon*, Arizona*, Arizona*, Stanford*, California*, Colorado*, Utah*, Oregon*, Oregon State*.

* Pac-12 Conference game. P12N indicates game televised on the Pac-12 Networks. All times local to site & subject to change.

SERIES

Table with columns: Opponent, Games. Rows include Arkansas State, CS Fullerton, Hawaii, Harvard, Illinois, Long Beach State, Miami (Fla.), North Carolina, Providence, San Diego, Sacred Heart, Syracuse, Texas Tech.

Table with columns: Opponent, Games. Rows include Arizona, California, Colorado, Oregon, Oregon State, Stanford, UCLA, USC, Utah, Washington, Washington State.

HISTORY

Table with columns: Record, Games. Rows include All-Time Record, First Year, Pac-12 Record, Pac-12 Tourney, NCAA Record, WNIT Record.

2012-13 RESULTS

Table with columns: Date, Opponent, Score, Hi Points, Hi Reb. Rows include Texas Tech, UTEP, Northern Illinois, vs. NC State, vs. Florida, Binghamton, Dayton, at Providence, at Boston College, San Diego, Longwood, Idaho State, at Washington, at Washington State, Oregon, Oregon State, at Colorado, at Utah, at USC, at UCLA, Washington State, Washington, at California, at Stanford, Utah, Colorado, at Arizona, Arizona, UCLA, USC, vs. Washington State.

P12 indicates Pac-12 Tournament game; WNIT indicates WNIT game.

2012-13 ARIZONA STATE STATISTICS

Overall: 13-18, Pac-12: 5-13/9th • Home: 7-8 • Away: 4-8 • Neutral: 2-2

Large table with columns: #, PLAYER, G-GS, MIN-AVG, FG-FGA, FG%, 3P-ATT, 3P%, FT-FTA, FT%, OFF, DEF, TOT, AVG, PF-D, AST, TO, BLK, STL, PTS-AVG. Rows list individual players and team totals.

QUICK FACTS

Location Berkeley, Calif.
Founded 1868
Enrollment 36,142
Colors Blue & Gold
Home Court Haas Pavilion (11,877)
Press Row Phone (510) 642-3098
President Dr. Robert J. Birgeneau
Faculty Representative Bob Jacobsen
Athletics Director Sandy Barbour
Associate AD/SWA Teresa K. Gould
Head Coach Lindsay Gottlieb
Sports Information Dir. Herb Benenson
Asst. Dir./WBB SID Miquel Jacobs
Office/Fax (510) 642-5363/643-7778
Cell (510)-316-7401
Email jacobsm2@berkeley.edu
Website www.calbears.com

YEAR-BY-YEAR RECORD

(since 1981-82)

Year	Conf.	Place	Overall	Postseason
81-82	10-2	1	23-10	
82-83	12-2	2	17-10	
83-84	12-2	4	24-8	WNIT 3rd
84-85	7-5	5	15-12	
85-86	7-5	4	16-12	
86-87	10-8	5	21-10	WNIT Final
87-88	6-12	6	15-15	
88-89	8-10	4	13-15	
89-90	9-9	T4	17-12	NCAA 1st
90-91	7-11	7	14-14	
91-92	12-6	T3	20-9	NCAA 1st
92-93	10-8	T4	19-10	NCAA 2nd
93-94	2-16	T9	8-20	
94-95	5-13	T8	10-17	
95-96	3-15	10	7-20	
96-97	2-16	10	6-21	
97-98	2-16	T9	6-22	
98-99	6-12	T6	12-15	
99-00	6-12	8	11-17	
00-01	8-10	T6	12-16	
01-02	2-16	9	7-21	
02-03	5-13	9	10-19	
03-04	4-14	9	12-17	
04-05	4-14	8	11-18	
05-06	10-8	6	18-12	NCAA 1st
06-07	12-6	3	23-9	NCAA 1st
07-08	15-3	2	27-7	NCAA 2nd
08-09	15-3	T2	27-7	NCAA S16
09-10	11-7	4	24-13	WNIT Champ
10-11	7-11	6	18-16	WNIT 2nd
11-12	13-5	2	25-10	NCAA 2nd
12-13	17-1	T1	32-4	NCAA Final 4

NorCal Conference member from 1977-1985
Pac-12 Conference member since 1986



BOYD



GOTTLIEB



BRANDON

TEAM OUTLOOK

- The Golden Bears are coming off their best season in program history, having earned a share of the Pac-12 title after winning a school-record 17 Conference games, then advancing to their first-ever NCAA Women's Final Four in the ninth NCAA Tournament appearance in school history.
- California boasted the Conference's second-highest scoring offense and average scoring margin last season, averaging 68.1 points per game while outscoring its opponents by 11.8 points per game. That can be attributed, in part, to the Bears' success on the glass and solid shooting from the field (40.1 percent). Cal brought in a Conference-leading 44.3 boards per game and outrebounded its opponents by an 11.4 rpg margin, third-best in the country.
- Although the Bears take a big hit with the departure of Layshia Clarendon, Talia Caldwell and Eliza Pierre, a trio that combined for 294 starts over their Cal careers and earned numerous all-conference accolade, they welcome back RS SR F **Gennifer Brandon**. The 2013 All-Pac-12 performer averaged a double-double last season at 12.3 ppg 11.1 rpg, and enters the season second on the active career rebound list with 1023.
- Brandon will have plenty of talent and experience around her as the Golden Bears are the most experienced team in the league, with all returnees on the roster boasting at least two years of collegiate-playing experience. JR G **Brittany Boyd**, JR F **Reshanda Gray** and SR G **Afure Jemerigbe** will be key figures, in addition to Brandon. The three combined for 976 points and 469 rebounds and were key components to Cal's run to the Final Four last year. Along with Brandon, Boyd was also named to the WBCA's Wade Watch List.



LINDSAY GOTTLIEB

Head Coach • 3rd Year at California

Alma Mater: Brown, 1999

57-14 (.803) at California • Overall: 113-53 (.681, 5 Years)

The ninth head coach in program history, Gottlieb enters her third season in her current role at California after leading the Bears to a 32-4 record, a share of the Pac-12 title and a Final Four appearance in her second season ... She is the first coach in Cal history to win a game in the NCAA Tournament in her first season at the helm ... Prior to taking over at Cal, she spent three seasons at UC Santa Barbara, where she led the Gauchos to two postseason berths and a pair of Big West Conference championships ... Named Big West Coach of the Year in 2009.

GOTTLIEB'S RECORD

Year	School	Overall	Conf.	Place/Conf
08-09	UCSB	22-10	15-1	1/Big West
09-10	UCSB	15-17	9-7	5/Big West
10-11	UCSB	19-12	12-4	1/Big West
11-12	California	25-10	13-5	2/Pac-12
12-13	California	32-4	17-1	T1/Pac-12
CAL Total (2 yr)		57-14	30-6	
Career Total (3 yrs)		113-53	66-18	

2013-14 CALIFORNIA ROSTER

No.	Name	POS	HT	YR	EXP	Hometown/High School (Last School)
2	Afure Jemerigbe	G	6-0	SR	2V	Stockton, Calif./St. Mary's HS
5	Avigiel Cohen	G	6-0	SR	2V	Ramat HaSharon, Israel/Rothberg HS
10	Mercedes Jefflo	G	5-10	FR	HS	Compton, Calif./Centennial Senior HS
11	Kyra Dunn	F	6-3	RS JR	TR	Sacramento, Calif./Sacramento HS
12	Hind Ben Abdelkader	G	5-7	FR	HS	Bruxelles, Belgium/Dexia Namur
15	Brittany Boyd	G	5-9	JR	2V	Berkeley, Calif./Berkeley HS
21	Reshanda Gray	F	6-3	JR	2V	Los Angeles, Calif./Washington Prep
23	Brittany Shine	G	5-10	RS JR	TR	Sacramento, Calif./Sacramento HS (Florida)
24	Courtney Range	F	6-3	FR	HS	Manteca, Calif./Manteca HS
25	Gennifer Brandon	G	6-2	RS SR	3V	Sylmar, Calif./Chatsworth HS
30	Mikayla Lyles	G	5-8	SR	3V	Pleasanton, Calif./Bishop O'Dowd HS
40	Justine Hartman	F	6-2	JR	2V	Brea, Calif./Brea Olinda HS
44	KC Waters	F	6-2	FR	HS	Oakland, Calif./Bishop O'Dowd HS

Head Coach: Lindsay Gottlieb (Brown, 1999), 3rd year

Associate Head Coach: Charmin Smith (Stanford, 1997), 7th year

Assistant Coach: Kai Felton (Randolph-Macon, 2000), 3rd year

Assistant Coach: Katy Steding (Stanford, 1990), 2nd year

Letterwinners R/L: 7/3

Starters returning in bold



2013-14 SCHEDULE

Table with columns: Day, Date, Opponent, TV, Time. Lists game dates, opponents, and broadcast information.

* Pac-12 Conference game. P12N indicates game televised on the Pac-12 Networks. ESPN2/ESPNU indicates national broadcast on ESPN Networks. All times local to site & subject to change.

SERIES

Table listing series records for various opponents like Connecticut, CSU Bakersfield, Duke, etc.

HISTORY

Table listing historical records such as All-Time Record, First Year, Pac-12 Record, etc.

2012-13 RESULTS

Table with columns: Date, Opponent, Score, Hi Points, Hi Reb. Lists game results, scores, and high performers.

P12 indicates Pac-12 Tournament game; NCAA indicates NCAA game.

2012-13 CALIFORNIA STATISTICS

Overall: 32-4, Pac-12: 17-1/T1st • Home: 13-3 • Away: 8-5 • Neutral: 4-2

Large table with columns: #, PLAYER, G-GS, MIN-AVG, FG-FGA, FG%, 3P-ATT, 3P%, FT-FTA, FT%, OFF, DEF, TOT, AVG, PF-D, AST, TO, BLK, STL, PTS-AVG. Lists player statistics and team totals.



QUICK FACTS

Location Boulder, Colo.
Founded 1876
Enrollment 29,884
Colors Silver, Gold and Black
Home Court Coors Events Center (11,064)
Press Row Phone (303) 492-1552
President Bruce Benson
Faculty Representative David Clough
Athletics Director Rick George
Associate AD/SWA Ceal Barry
Head Coach Linda Lappe
Assoc. AD/Sports Info David Plati
Asst. Dir./WBB SID Troy Andre
Office/Fax (303) 492-4672/492-3811
Cell (303) 903-3654
Email troy.andre@colorado.edu
Website www.cubuffs.com

YEAR-BY-YEAR RECORD

(since 1981-82)

Year	Conf.	Place	Overall	Postseason
81-82	8-2	T1	28-8	AIAW S16
82-83	7-5		21-8	
83-84	3-11	7	10-18	
84-85	2-12	8	6-22	
85-86	9-5	2	21-9	
86-87	6-8	6	14-14	
87-88	8-6	3	21-11	NCAA 2nd
88-89	14-0	1	27-4	NCAA 2nd
89-90	10-4	3	17-11	
90-91	8-6	T4	18-11	
91-92	11-3	2	22-9	NCAA 1st
92-93	12-2	1	27-4	NCAA E8
93-94	12-2	1	27-5	NCAA S16
94-95	14-0	1	30-3	NCAA E8
95-96	9-5	4	26-9	NCAA 2nd
96-97	12-4	T2	23-9	NCAA S16
97-98	5-11	8	12-16	
98-99	7-9	T8	15-14	WNIT 2nd
99-00	4-12	10	10-19	
00-01	11-5	4	22-9	NCAA 2nd
01-02	11-5	T3	24-10	NCAA E8
02-03	11-5	4	24-8	NCAA S16
03-04	11-5	3	22-8	NCAA 1st
04-05	2-14	T11	9-19	
05-06	3-13	11	9-21	
06-07	6-10	T7	13-17	
07-08	5-11	9	19-15	WNIT Semis
08-09	3-13	12	11-18	
09-10	3-13	11	13-17	
10-11	6-12	T8	18-16	WNIT QF
11-12	6-12	10	21-14	WNIT QF
12-13	13-5	4	25-7	NCAA 1st

IAC member from 1974-1982

Big Eight Conference member from 1982-1996

Big 12 Conference member from 1996-2011

Pac-12 Conference member since 2012



ROBERSON



LAPPE



WILSON

TEAM OUTLOOK

- The hole that the graduation of two-time All-Conference performer and second round WNBA draft pick Chucky Jeffery leaves will surely be hard to fill, but with four starters returning from a team that finished fourth in the Pac-12 and reached the NCAA Tournament for the first time since 2004, Colorado should have plenty returning to more than make up for that loss.
- RS SO F **Arielle Roberson** is the reigning Pac-12 Freshman of the Year who was second on the team behind Jeffery in both scoring (12.1 pg) and rebounding (6.2 pg). Three-year letterwinner SR G **Brittany Wilson** is the top-returning assists leader and was fourth on the team in scoring (8.3 ppg) a year ago. The duo will have to lead a Buffs squad that was just short of advancing in the NCAA Tournament last year.
- The frontcourt should again be solid with SR C **Rachel Hargis** and JR F **Jen Reese** having another year of experience under their belt. Hargis led the team in blocks for the second-consecutive year while Reese saw significant playing time in every game. SO F **Jamee Swan** will also be a factor after a freshman year in which she averaged 5.3 ppg and 4.5 rpg, while playing in every game.
- The Buffaloes have only improved in each of head coach **Linda Lappe**'s three seasons in Boulder, making two WNIT Quarterfinal runs and earning a NCAA Tournament bid last year. Prior to her arrival, Colorado had qualified for postseason play just once since 2004-05. The Buffs won 25 games last year and improved from 10th in 2011-12 to fourth in 2012-13.



LINDA LAPPE

Head Coach • 4th Year at Colorado

Alma Mater: Colorado, 2002

64-37 (.634) at Colorado • Overall: 114-73 (.610, 6 Years)

The seventh head coach in Colorado women's basketball history, Lappe is one of eight head coaches to play for and coach the same program in the NCAA Women's Basketball Tournament... entering her fourth year at the helm after leading the Buff's to their second-consecutive 20-win season and third-consecutive post-season appearance in 2012-13, including the first NCAA appearance since the 2004 season... In second year led the team to a 12-0 start in 2011-12, the best start to a season in nearly two decades ... In 2010-11, was the only rookie Division I head coach with wins over ranked teams.

2013-14 COLORADO ROSTER

LAPPE'S RECORD

Year	School	Overall	Conf.	Place/Conf
07-08	Metro State	19-10	14-5	2/RMAC East
08-09	Metro State	14-14	12-7	3/RMAC East
09-10	Metro State	17-12	11-8	3/RMAC East
10-11	Colorado	18-16	6-10	T8/Big 12
11-12	Colorado	21-14	6-12	10/Pac-12
12-13	Colorado	25-7	13-5	4/Pac-12
COLO Total (3 yr)		64-37	25-27	
Career Total (6 yrs)		114-73	62-47	

No.	Name	POS	HT	YR	EXP	Hometown/High School (Last School)
1	Lexy Kresl	G	5-11	JR	2V	Paradise Valley, Ariz./Shadow Mountain HS
3	Bri Watts	C	6-2	FR	HS	Fresno, Calif./Clovis West HS
4	Desiree Harris	G	5-8	FR	HS	Oakland, Calif./St. Joseph Notre Dame HS
11	Brittany Wilson	G	5-7	SR	3V	Long Beach, Calif./Long Beach Poly HS
12	Ashley Wilson	G	5-8	SR	3V	Long Beach, Calif./Long Beach Poly HS
21	Jasmine Sborov	G	6-0	JR	2V	Round Rock, Texas Round Rock HS
22	Haley Smith	G/F	6-1	FR	HS	Sammamish, Wash./Skyline HS
24	Lauren Huggins	G/F	6-1	FR	1V	Littleton, Colo./Heritage HS
31	Zoe Beard-Fails	F	6-2	FR	HS	Herndon, Va./Georgetown Day HS
32	Arielle Roberson	F	6-1	RS SO	1V	San Antonio, Texas Wagner HS
34	Jen Reese	F	6-2	JR	2V	Clackamas, Ore./Clackamas HS
40	Rachel Hargis	C	6-4	SR	3V	Robinson, Texas/Robinson HS
45	Jamee Swan	F	6-2	SO	1V	Tucson, Ariz./Marana HS

Head Coach: Linda Lappe (Colorado, 2002), 4th year

Associate Head Coach: Jonas Chatterton (Utah, 2000), 4th year

Assistant Coach: Kelly Rae Finley (Colorado State, 2008), 2nd year

Assistant Coach: LaTonya Watson (Eastern Michigan, 1992), 12th year

Letterwinners R/L: 9/4

Starters returning in bold



2013-14 SCHEDULE

Table with columns: Day, Date, Opponent, TV, Time. Rows include games against Colorado State, Alcorn State, Iowa, and New Mexico.

Fri.-Sat. N29-30... 27th Annual Omni Hotels Classic, Boulder, Colo.
Fri. N29... South Alabama... 7:30 p.m. MT
Sat. N30... Rice/Samford... 5/7:30 p.m. MT

Table with columns: Day, Date, Opponent, TV, Time. Rows include games against Wyoming, Illinois, Denver, Louisville, Southern Utah, USC, UCLA, California, Stanford, Washington State, Washington, Arizona State, Utah, Oregon State, and USC.

* Pac-12 Conference game.
P12N indicates game televised on the Pac-12 Networks.
All times local to site & subject to change.

SERIES

Table listing series records for Alcorn State, Colorado State, Denver, Iowa, Illinois, Louisville, New Mexico, Rice, Samford, South Alabama, Southern Utah, and Wyoming.

Table listing series records for Arizona, Arizona State, California, Oregon, Oregon State, Stanford, UCLA, Utah, Washington, and Washington State.

HISTORY

Table listing historical records: All-Time Record (715-457), First Year (1974-75), Pac-12 Record (19-17), Pac-12 Tourney (2-2), NCAA Record (17-13), and WNIT Record (10-4).

2012-13 RESULTS

Table with columns: Date, Opponent, Score, Hi Points, Hi Reb. Rows list 24 games with scores and key players like Wilson, Roberson, and Jeffery.

P12 indicates Pac-12 Tournament game; NCAA indicates NCAA game.

2012-13 COLORADO STATISTICS

Overall: 25-7, Pac-12: 13-5/4th • Home: 15-3 • Away: 9-3 • Neutral: 1-1

Large table with columns: #, PLAYER, G-GS, MIN-AVG, FG-FGA, FG%, 3P-ATT, 3P%, FT-FTA, FT%, OFF, DEF, TOT, AVG, PF-D, AST, TO, BLK, STL, PTS-AVG. Includes individual player stats and team totals.



QUICK FACTS

Location Eugene, Ore.
 Founded 1876
 Enrollment 24,000
 Colors Thunder Green & Lightning Yellow
 Home Court Matthew Knight Arena (12,369)
 Press Row Phone (541) 346-4496
 President Michael R. Gottfredson
 Faculty Representative James O'Fallon
 Athletics Director Rob Mullens
 Associate AD/SWA Lisa Peterson
 Head Coach Paul Westhead
 Assistant AD Andy McNamara
 Asst. Dir./WBB SID Joe Waltasti
 Office/Fax (541) 346-7332/346-5449
 Cell (916) 889-6643
 Email waltasti@uoregon.edu
 Website www.goducks.com

YEAR-BY-YEAR RECORD

(since 1981-82)

Year	Conf.	Place	Overall	Postseason
81-82	4-0	1	21-5	
82-83	8-4	3	15-14	
83-84	10-1	1	23-7	
84-85	6-5	3	14-14	
85-86	10-2	T1	21-7	
86-87	14-4	T2	23-7	NCAA 2nd
87-88	9-9	5	16-12	
88-89	11-7	3	22-10	WNIT Champ
89-90	9-9	T4	17-12	
90-91	6-12	8	13-15	
91-92	6-12	7	14-14	
92-93	3-15	T9	9-18	
93-94	13-5	3	20-9	NCAA 2nd
94-95	11-7	4	18-10	NCAA 1st
95-96	10-8	T3	18-11	NCAA 1st
96-97	14-4	2	22-7	NCAA 2nd
97-98	13-5	4	17-10	NCAA 1st
98-99	15-3	T1	25-6	NCAA 2nd
99-00	14-4	1	23-8	NCAA 1st
00-01	10-8	4	17-12	NCAA 1st
01-02	10-8	T6	22-13	WNIT Champ
02-03	8-10	T5	12-16	
03-04	6-12	8	14-15	
04-05	12-6	T2	21-10	NCAA 2nd
05-06	5-13	8	14-15	
06-07	8-10	6	17-14	WNIT 3rd
07-08	7-11	7	14-17	
08-09	5-13	7	9-21	
09-10	7-11	T6	18-16	WNIT 3rd
10-11	4-14	9	13-17	
11-12	7-11	9	15-16	
12-13	2-16	12	4-27	

WNBL Conference member from 1977-1982
 NorPac Conference member from 1982-1986
 Pac-12 Conference member since 1986



ALLEYNE




WESTHEAD



THOMAS

TEAM OUTLOOK

- Head coach **Paul Westhead** enters his fifth season at the Oregon helm with a considerably more experienced team than he had a year ago when they had a combined nine freshmen and sophomores on the squad.
- The Ducks only lost one letterwinner and return all five starters from a 2012-13 team that led the league in defensive rebounds (29.6 pg), was second in rebounding offense (44.2), third in blocked shots (4.4 pg) and fourth in offensive rebounds (14.7), and should be much improved. Considering the Ducks had one of the smallest rosters in terms of height, the rebounding stats from a year ago were a significant accomplishment.
- Sophomore F **Jillian Alleyne** emerged as a key player for the Ducks as a freshman and one of the top rebounders in the country. Voted the Pac-12 Freshman of the Year by the media, Alleyne led Oregon in almost every major statistical category including scoring (13.0 pg), rebounds (11.9 pg), field goals made (155), free throws made (92) and blocked shots (40).
- SR F **Danielle Love**, JR G **Jordan Loera** and JR F **Liz Brenner** combined to average 33.3 ppg a year ago, more than half their scoring average last season (60.8). The added year of experience should benefit this group considerably.
- The Ducks will get a boost with two incoming freshmen - G **Drea Toler** and G **Chrisae Rowe** will add speed and skill to the backcourt in Westhead's up-tempo offense.



PAUL WESTHEAD

Head Coach • 5th Year at Oregon

Alma Mater: St. Joseph's, 1961

50-76 (.396) at Oregon • Overall: 339-298 (.532, 21 Years*)

*18 years men's collegiate

Known for his up-tempo style of play, enters his fifth season at his first position with a collegiate women's team after spending 18 years in the men's game coaching at LaSalle, George Mason and Loyola Marymount, before coaching in the NBA with the Chicago Bulls and the Los Angeles Lakers ... had a very successful coaching career with the WNBA's Phoenix Mercury, where he led the team to a 41-27 (.603) record over two years and a WNBA Championship in 2007.

2013-14 OREGON ROSTER

No.	Name	POS	HT	YR	EXP	Hometown/High School (Last School)
1	Drea Toler	G	5-5	FR	HS	Los Angeles, Calif./Sierra HS
2	Danielle Love	F	6-2	SR	3V	Everett, Wash./Cascade HS
3	Laura Stanulis	G	5-9	RS SR	3V	Portland, Ore./Sunset HS
5	Jordan Loera	G	5-9	JR	2V	Moses Lake, Wash./Moses Lake HS
12	Amanda Delgado	G	5-7	JR	2V	Las Vegas, Nev./Liberty HS
14	Jillian Alleyne	F	6-3	SO	1V	Fontana, Calif./Summit HS
15	Liz Brenner	F	6-1	JR	2V	Portland, Ore./Jesuit HS
21	Chrisae Rowe	G	5-10	FR	HS	Corona, Calif./Santiago HS
22	Ariel Thomas	G	5-6	SR	3V	Sacramento, Calif./McClatchy HS
23	Chloe Stiles	G	5-8	SO	1V	Eugene, Ore./Sheldon HS
31	Katelyn Loper	G	5-11	RS JR	TR	Post Falls, Idaho/Post Falls HS (Hofstra)
32	Janitah Iamaleava	C	6-2	RS SO	1V	Long Beach, Calif./Carson HS
33	Lexi Petersen	G/F	5-11	RS SO	1V	Tukwila, Wash./Seattle Christian HS
34	Chynna Miley	F	6-2	SR	3V	Atlanta, Ga./Southwest DeKalb HS
40	Megan Carpenter	C	6-4	JR	2V	Longmont, Colo./Longmont HS
51	Katie Gruys	F	6-0	SO	1V	Longmont, Colo./Longmont HS

Head Coach: Paul Westhead (St. Joseph's, 1961), 5th year

Assistant Coach: Shandrika Lee (Pepperdine, 2004), 3rd year

Assistant Coach: Dan Muscatell (Western Washington, 1983), 9th year

Assistant Coach: Bianca Ziemann (Loyola Marymount, 2006), 2nd year

Letterwinners R/L: 11/1

Starters returning in bold

WESTHEAD'S RECORD

Year	School	Overall	Conf.	Place/Conf
09-10	Oregon	18-16	7-11	T6/Pac-10
10-11	Oregon	13-17	4-14	9/Pac-10
11-12	Oregon	15-16	7-11	9/Pac-12
12-13	Oregon	4-27	2-16	12/Pac-12
ORE Total (4 yrs)		50-76	20-52	
Career Total (21 yrs)		339-298		



2013-14 SCHEDULE

Table with columns: Day, Date, Opponent, TV, Time. Lists games from Sat N9 to Thu-Sun M6-9.

* Pac-12 Conference game. P12N indicates game televised on the Pac-12 Networks. All times local to site & subject to change.

SERIES

Table listing series records for various opponents like Connecticut, Arizona, California, etc.

HISTORY

Table listing historical records: All-Time Record, First Year, Pac-12 Record, etc.

2012-13 RESULTS

Table with columns: Date, Opponent, Score, Hi Points, Hi Reb. Lists game results from N11 to M7.

P12 indicates Pac-12 Tournament game.

2012-13 OREGON STATISTICS

Overall: 4-27, Pac-12: 2-16/12th • Home: 3-13 • Away: 1-11 • Neutral: 0-3

Large table with columns: #, PLAYER, G-GS, MIN-AVG, FG-FGA, FG%, 3P-ATT, 3P%, FT-FTA, FT%, OFF, DEF, TOT, AVG, PF-D, AST, TO, BLK, STL, PTS-AVG. Includes individual player stats and team totals.



QUICK FACTS

Location Corvallis, Ore.
Founded 1868
Enrollment 23,761
Colors Orange & Black
Home Court Gill Coliseum (9,604)
Press Row Phone (541) 737-3020
President Dr. Edward Ray
Faculty Rep. Dr. Joseph Spatafora
Athletics Director Bob De Carolis
Senior Assoc. AD/SWA Marianne Vydra
Head Coach Scott Rueck
Asst. AD/Communications Steve Fenk
Asst. Dir./WBB SID John Cantalupi
Office/Fax (541) 737-8429/737-3072
Cell (541) 231-7255
Email john.cantalupi@oregonstate.edu
Website www.osubeavers.com

YEAR-BY-YEAR RECORD

(since 1981-82)

Year	Conf.	Place	Overall	Postseason
81-82			20-8	WNIT 3rd
82-83			24-6	NCAA 1st
83-84			21-8	NCAA 1st
84-85			19-10	
85-86			7-21	
86-87	8-10	T6	17-11	
87-88	5-13	T8	10-18	
88-89	7-11	7	13-15	
89-90	1-17	10	5-26	
90-91	9-9	6	17-11	
91-92	3-15	T9	8-20	
92-93	9-9	6	15-12	
93-94	9-9	6	17-11	NCAA 1st
94-95	12-6	3	21-8	NCAA 2nd
95-96	11-7	2	19-9	NCAA 1st
96-97	5-13	7	11-16	
97-98	2-16	T9	7-20	
98-99	3-15	T9	11-16	
99-00	10-8	T5	14-16	
00-01	8-10	T6	16-13	WNIT 1st
01-02	11-7	T4	17-15	WNIT 2nd
02-03	8-10	T5	15-15	WNIT 2nd
03-04	8-10	7	17-15	WNIT QF
04-05	1-17	10	6-23	
05-06	7-11	7	16-15	WNIT 2nd
06-07	4-14	T8	9-19	
07-08	4-14	T8	12-19	
08-09	9-9	T4	20-12	WNIT QF
09-10	2-16	10	11-20	
10-11	2-16	10	9-21	
11-12	9-9	T5	20-13	WNIT QF
12-13	4-14	10	10-21	

WNBL Conference member from 1979-1982
NorPac Conference member from 1982-1986
Pac-12 Conference member since 1986



WEISNER



RUECK



GIBSON

TEAM OUTLOOK

- Oregon State head coach **Scott Rueck** lost six seniors to graduation, but four regular starters return from the 2012-13 squad: JR G **Ali Gibson**, SR G **Alyssa Martin**, SO G **Jamie Weisner** and SO F **Deven Hunter**.
- The Beavers relied heavily on freshmen last season, with Weisner leading the team in scoring (12.5 ppg), three-pointers (48, 9th in Pac-12) and three-point percentage (.372). She was also the team's high scorer 12 times and earned a spot on the Pac-12 All-Freshman team. Hunter also had a productive freshman campaign, leading the team in rebounds at 6.1 per game. Gibson (9.1 ppg) and Martin (7.2 ppg) were the second and third-leading scorers, respectively, while Martin led the team in assists with 62 on the year.
- The Beavers will need to fill the spot of departed F/C **Patricia Bright**, a one-time Pac-12 All-Defensive team performer and third in the Pac-12 in blocked shots (51) a year ago, in addition to being the team's leader in that category over the past two years.
- Martin and Gibson are the only two upperclassmen on the team with more than one year of collegiate playing experience. With nine underclassmen, including four incoming freshmen, their leadership and experience will be key on a team that sports one of the youngest rosters in the Pac-12. The newcomers bring a wealth of experience and talent to a young OSU squad. FR G **Gabriella Hanson** has played internationally as a member of Sweden's U16 and U18 teams in 2011, 2012 and 2013, while FR G **Sydney Wiese** was ranked in the top-100 of ESPN HoopGurlz listing and was a State of Arizona Player of the Year.



SCOTT RUECK

Head Coach • 4th Year at Oregon State

Alma Mater: Oregon State, 1991

39-55 (.414) at Oregon State • Overall: 327-143 (.695, 17 years)

Rueck enters his fourth season at his alma mater after 14 successful seasons at George Fox University where he was named 2009 NCAA Division III National Coach of the Year ... voted Pac-12 Coach of the Year by the media in 2012 ... a seven-time Northwest Conference Coach of the Year, posting back-to-back undefeated Conference seasons in 2009 and 2010 ... won seven Conference titles, the 2009 NCAA title, made three NCAA Elite Eight appearances and five Sweet 16 showings... coached eight All-Americans and 33 All-Northwest Conference picks.

RUECK'S RECORD

Year	School	Overall	Conf.	Place/Conf
96-97	George Fox	15-10	9-5	T3/NWC
97-98	George Fox	16-9	13-5	2/NWC
98-99	George Fox	18-6	14-4	T2/NWC
99-00	George Fox	23-5	14-2	T1/NWC
00-01	George Fox	23-3	15-1	1/NWC
01-02	George Fox	20-6	11-5	T3/NWC
02-03	George Fox	15-10	10-6	4/NWC
03-04	George Fox	13-12	7-9	T5/NWC
04-05	George Fox	22-6	14-2	1/NWC
05-06	George Fox	19-6	10-6	T3/NWC
06-07	George Fox	19-7	13-3	T1/NWC
07-08	George Fox	25-5	14-2	T1/NWC
08-09	George Fox	32-0	16-0	1/NWC
09-10	George Fox	28-3	16-0	1/NWC
10-11	Oregon State	9-21	2-16	10/Pac-10
11-12	Oregon State	20-13	9-9	T5/Pac-12
12-13	Oregon State	10-21	4-14	10/Pac-12
OSU Total (3 yrs)		39-55	15-39	
Div. I Only (3 yrs)		39-55	15-39	
Career Total (17 yrs)		327-143	191-89	

2013-14 OREGON STATE ROSTER

No.	Name	POS	HT	YR	EXP	Hometown/High School (Last School)
2	Khadijia Toure	G	5-9	SO	1V	Kennewick, Wash./Kamiakan HS
4	Breanna Brown	F/C	6-3	FR	HS	Oakland, Calif./Bishop O'Dowd HS
5	Samantha Siegner	F	6-3	SO	1V	Albany, Ore./West Albany HS
11	Gabriella Hanson	G	5-11	FR	HS	Anaheim, Calif./Troy HS
12	Kolbie Orum	F	6-3	FR	HS	Maple Ridge, British Columbia/Maple Ridge Secondary
14	Ali Gibson	G	5-11	JR	2V	Woodbridge, Calif./St. Mary's HS
15	Jamie Weisner	G	5-10	SO	1V	Clarkston, Wash./Clarkston HS
21	Sydney Wiese	G	6-0	FR	HS	Phoenix, Ariz./Pinnacle HS
24	Alyssa Martin	G	6-0	SR	3V	Portland, Ore./Jesuit HS
32	Deven Hunter	F	6-3	SO	1V	Keizer, Ore./McNary HS
44	Ruth Hamblin	C	6-6	SO	1V	Houston, British Columbia/Houston Christian School

Head Coach: Scott Rueck (Oregon State, 1991), 4th year

Associate Head Coach: Mark Campbell (Hawaii, 2004), 4th year

Assistant Coach: Eric Ely (Northwest Nazarene, 1982), 4th year

Assistant Coach: Mandy Close (Oregon State, 2006), 1st year

Letterwinners R/L: 7/5
Starters returning in bold



2013-14 SCHEDULE

Table with columns: Day, Date, Opponent, TV, Time. Lists games from Fri N8 to Thu M6-9.

* Pac-12 Conference game. P12N indicates game televised on the Pac-12 Networks. All times local to site & subject to change.

SERIES

Table listing series records for various opponents like Clemson, Corban, Creighton, etc.

HISTORY

Table listing historical records: All-Time Record, First Year, Pac-12 Record, etc.

2012-13 RESULTS

Table with columns: Date, Opponent, Score, Hi Points, Hi Reb. Lists game results from N10 to M7.

P12 indicates Pac-12 Tournament game.

2012-13 OREGON STATE STATISTICS

Overall: 10-21, Pac-12: 4-14/10th • Home: 6-9 • Away: 2-8 • Neutral: 2-4

Large table with columns: #, PLAYER, G-GS, MIN-AVG, FG-FGA, FG%, 3P-ATT, 3P%, FT-FTA, FT%, OFF, DEF, TOT, AVG, PF-D, AST, TO, BLK, STL, PTS-AVG. Includes individual player stats and team totals.



QUICK FACTS

Location Stanford, Calif.
 Founded 1891
 Enrollment 15,870
 Colors Cardinal & White
 Home Court Maples Pavilion (7,329)
 Press Row Phone (650) 723-4418
 President John L. Hennessy
 Faculty Representative Al Camarillo
 Athletics Director Bernard Muir
 Senior Assoc. AD/SWA Beth Goode
 Head Coach Tara VanDerveer
 Sr. Asst. AD/Athletic Comm. Kurt Svoboda
 Asst. Dir./WBB SID Aaron Juarez
 Office/Fax (650) 725-7277/725-2957
 Cell (408) 250-1598
 Email arjuarez@stanford.edu
 Website www.gostanford.com

YEAR-BY-YEAR RECORD

(since 1981-82)

Year	Conf.	Place	Overall	Postseason
81-82	9-3	2	19-8	NCAA 1st
82-83	5-9	5	19-16	
83-84	1-13	T7	5-23	
84-85	2-12	7	9-19	
85-86	1-7	5	13-15	
86-87	8-10	T6	14-14	
87-88	14-4	3	27-5	NCAA 2nd
88-89	18-0	1	28-3	NCAA S16
89-90	17-1	T1	32-1	NCAA Champ
90-91	16-2	1	26-6	NCAA FF
91-92	15-3	1	30-3	NCAA Champ
92-93	15-3	1	26-6	NCAA 2nd
93-94	15-3	2	25-6	NCAA E8
94-95	17-1	1	30-3	NCAA FF
95-96	18-0	1	29-3	NCAA FF
96-97	18-0	1	34-2	NCAA FF
97-98	17-1	1	21-6	NCAA 1st
98-99	14-4	3	18-12	NCAA 1st
99-00	13-5	T2	21-9	NCAA 2nd
00-01	12-6	T1	19-11	NCAA 2nd
01-02	18-0	1	32-3	NCAA 2nd
02-03	15-3	1	27-5	NCAA E8
03-04	14-4	T1	27-7	NCAA E8
04-05	17-1	1	32-3	NCAA E8
05-06	15-3	1	26-8	NCAA E8
06-07	17-1	1	29-5	NCAA 2nd
07-08	16-2	1	35-4	NCAA Final
08-09	17-1	1	33-5	NCAA FF
09-10	18-0	1	36-2	NCAA Final
10-11	18-0	1	33-3	NCAA FF
11-12	18-0	1	35-2	NCAA FF
12-13	17-1	T1	33-3	NCAA 16

NorCal Conference member from 1978-1984
 WCAA member from 1984-1985

VANDERVEER'S RECORD

Year	School	Overall	Conf.	Place/Conf
78-79	Idaho	17-8		
79-80	Idaho	25-6		
80-81	Ohio State	17-15		Big Ten
81-82	Ohio State	20-7		Big Ten
82-83	Ohio State	23-5	15-3	T1/Big Ten
83-84	Ohio State	22-7	17-1	1/Big Ten
84-85	Ohio State	28-3	18-0	1/Big Ten
85-86	Stanford	13-15		
86-87	Stanford	14-14	8-10	T6/Pac-10
87-88	Stanford	27-5	14-4	3/Pac-10
88-89	Stanford	28-3	18-0	1/Pac-10
89-90	Stanford	32-1	17-1	1/Pac-10
90-91	Stanford	26-6	16-2	1/Pac-10
91-92	Stanford	30-3	15-3	1/Pac-10
92-93	Stanford	26-6	15-3	1/Pac-10
93-94	Stanford	25-6	15-3	2/Pac-10
94-95*	Stanford	30-3	17-1	1/Pac-10
96-97	Stanford	34-2	18-0	1/Pac-10
97-98	Stanford	21-6	17-1	1/Pac-10
98-99	Stanford	18-12	14-4	3/Pac-10
99-00	Stanford	21-9	13-5	T2/Pac-10
00-01	Stanford	19-11	12-6	T1/Pac-10
01-02	Stanford	32-3	18-0	1/Pac-10
02-03	Stanford	27-5	15-3	1/Pac-10
03-04	Stanford	27-7	14-4	T1/Pac-10
04-05	Stanford	32-3	17-1	1/Pac-10
05-06	Stanford	26-8	15-3	1/Pac-10
06-07	Stanford	29-5	17-1	1/Pac-10
07-08	Stanford	35-4	16-2	1/Pac-10
08-09	Stanford	33-5	17-1	1/Pac-10
09-10	Stanford	36-2	18-0	1/Pac-10
10-11	Stanford	33-3	18-0	1/Pac-10
11-12	Stanford	35-2	18-0	1/Pac-12
12-13	Stanford	33-3	17-1	T1/Pac-12
STAN Total (27 yrs)		742-152	409-59	<i>*on leave during</i>
Career Total (34 yrs)		894-203	442-62	<i>1995-96 season</i>



OGWUMIKE



VANDERVEER



JAMES

TEAM OUTLOOK

- 2012-13 was the first time since 2003-04 that the Cardinal did not win the Pac-12 title outright as they shared the championship with Bay Area neighbor California, but they did set a Conference record, holding their opponents to 51.9 ppg. The Cardinal have no doubt elevated the level of play around the league as evidence by four Pac-12 teams being ranked in the final AP poll for the first time since the 1980-81 season.
- SR F **Chiney Ogwumike** has enjoyed an outstanding career at Stanford, and her junior year was the best one yet. After helping the Cardinal claim its seventh-consecutive Pac-12 Tournament crown last season and advance to the Sweet 16 or better 10 of the last 11 years, she was named a WBCA All-American, the Pac-12 Defensive Player of the Year and All-Pac-12 for an impressive third-straight year. She also added consensus All-American and Pac-12 Player of the Year to her long list of accomplishments and will be daunting to any opponent facing the Cardinal in 2013-14.
- Expectations always run high for Stanford. With five trips to the NCAA Women's Final Four in the last six years, only one other team in the country has seen more success than the Cardinal over the last six years. With that kind of history, 10 letterwinners returning—including four starters and a Consensus All-American—and another highly-touted recruiting class ranked No. 6 in the country, there is no end in sight for the success of the Cardinal. Stanford and Hall of Fame Coach Tara VanDerveer will miss graduated G **Joslyn Tinkle**, an All-Pac-12 performer as a senior last year, but should have enough weapons to counter the loss.



TARA VANDERVEER

Head Coach • 28th Year at Stanford

Alma Mater: Indiana, 1975

742-152 (.829) at Stanford • Overall: 894-203 (.814, 34 years)

VanDerveer was enshrined into the Naismith Basketball Hall of Fame in August, 2011 ... With 894 wins, is one of just six Division I women's basketball head coaches to reach the 800-win mark ... the winningest coach in Pac-12 Conference history ... 13-time Pac-12 Coach of the Year ... has guided the Cardinal to 21 Conference regular-season titles and ten tournament crowns ... her Stanford teams have made 25 NCAA Tournament appearances, winning the national championship in 1990 and 1992.

* On leave coaching the U.S. Olympic team during 1995-96.

2013-14 STANFORD ROSTER

No.	Name	POS	HT	YR	EXP	Hometown/High School (Last School)
00	Alex Green	G	5-5	RS SO	1V	Dallas, Texas/Bishop Lynch HS
1	Lili Thompson	G	5-7	FR	HS	Mansfield, Texas/Timberview HS
3	Mikaela Ruef	F	6-3	RS SR	3V	Beavercreek, Ohio/Beavercreek HS
4	Taylor Greenfield	F	6-3	JR	2V	Huxley, Iowa /Ballard Community HS
10	Briana Roberson	G	5-7	FR	HS	Fullerton, Calif./Troy HS
13	Chiney Ogwumike	F	6-4	SR	3V	Cypress, Texas/Cy-Fair HS
21	Sara James	G	5-10	SR	3V	El Dorado Hills, Calif./Oak Ridge HS
23	Jasmine Camp	G	5-7	RS SO	1V	Ellenwood, Ga./Chamblee HS
25	Erica Payne	F	6-2	JR	2V	Concord, Calif./Carondelet HS
31	Toni Kokenis	G	5-11	SR	3V	Portland, Ore./Central Catholic HS
32	Kailee Johnson	F	6-3	FR	HS	Portland, Ore./Central Catholic HS
33	Amber Orange	G	5-7	JR	2V	Houston, Texas /Westbury Christian HS
34	Tess Picknell	F/C	6-5	SO	1V	Medford, Ore./South Medford HS
41	Bonnie Samuelson	F	6-3	JR	2V	Huntington Beach, Calif./Edison HS
44	Karlie Samuelson	G	6-0	FR	HS	Huntington Beach, Calif./Mater Dei HS

Head Coach: Tara VanDerveer (Indiana, 1975), 28th year

Associate Head Coach: Amy Tucker (Ohio State, 1982), 29th year

Assistant Coach: Kate Paye (Stanford, 1995), 7th year

Assistant Coach: Tempie Brown (Michigan, 1990), 1st year

Letterwinners R/L: 10/4

Starters returning in bold



2013-14 SCHEDULE

Table with columns: Day, Date, Opponent, TV, Time. Rows include games at Boston College, Connecticut, Cal Poly, UC Davis, and Texas.

Table with columns: Day, Date, Opponent, TV, Time. Rows include games at Puerto Vallarta, Mexico, Purdue, Florida Gulf Coast, and South Dakota State.

Table with columns: Day, Date, Opponent, TV, Time. Rows include games at Gonzaga, New Mexico, Tennessee, Fresno State, Oregon*, Oregon State*, Utah*, Colorado*, Arizona*, UCLA*, USC*, California*, Washington State*, Washington*, Arizona State*, Arizona*, USC*, UCLA*, Washington State*, Washington*, and Pac-12 Tournament.

* Pac-12 Conference game. P12N indicates game televised on the Pac-12 Networks. All times local to site & subject to change.

SERIES

Table listing series records for various opponents: Boston College, Cal Poly, Connecticut, Fresno State, Florida Gulf Coast, Gonzaga, New Mexico, Purdue, South Dakota State, Tennessee, Texas, and UC Davis.

Table listing series records for various opponents: Arizona, Arizona State, California, Colorado, Oregon, Oregon State, UCLA, USC, Utah, Washington, and Washington State.

HISTORY

Table listing historical records: All-Time Record, First Year, Pac-12 Record, Pac-12 Tourney, NCAA Record, and WNIT Record.

2012-13 RESULTS

Table with columns: Date, Opponent, Score, Hi Points, Hi Reb. Rows list game results for opponents like Fresno State, Santa Clara, Baylor, Hawai'i, UT-Martin, Longbeach State, UC Davis, Gonzaga, Pacific, South Carolina, Tennessee, Connecticut, Colorado, Utah, California, UCLA, USC, Utah, Colorado, Oregon, Oregon State, Arizona, Arizona State, USC, UCLA, Oregon, Oregon State, Washington, Washington State, and Georgia.

P12 indicates Pac-12 Tournament game; NCAA indicates NCAA Tournament.

2012-13 STANFORD STATISTICS

Overall: 33-3, Pac-12: 17-1/T1st • Home: 13-2 • Away: 15-0 • Neutral: 5-1

Large table with columns: #, PLAYER, G-GS, MIN-AVG, FG-FGA, FG%, 3P-ATT, 3P%, FT-FTA, FT%, OFF, DEF, TOT, AVG, PF-D, AST, TO, BLK, STL, PTS-AVG. Rows list individual player statistics and team totals.

QUICK FACTS

Location Los Angeles, Calif.
Founded 1919
Enrollment 39,500
Colors Blue & Gold
Home Court John Wooden Center (2,000)
Press Row Phone (310) 825-1899
Chancellor Dr. Gene Block
Faculty Representative Donald G. Morrison
Athletics Director Daniel Guerrero
Senior Assoc. AD/SWA Petrina Long
Head Coach Cori Close
Assoc. Dir./WBB SID Ryan Finney
Finney Office (310) 206-4701
Fax (310) 825-8664
Email rfinney@athletics.ucla.edu
Website www.uclabruins.com

YEAR-BY-YEAR RECORD

(since 1981-82)

Year	Conf.	Place	Overall	Postseason
81-82	7-5	4	16-14	
82-83	9-5	3	18-11	NCAA 1st
83-84	6-8	5	17-12	
84-85	10-4	2	20-10	NCAA 2nd
85-86	3-5	5	12-16	
86-87	11-7	4	18-10	
87-88	12-6	4	19-11	
88-89	8-10	T4	12-16	
89-90	12-6	3	17-12	NCAA 1st
90-91	10-8	T4	15-13	
91-92	12-6	T3	21-10	NCAA S16
92-93	8-10	7	13-14	
93-94	10-8	5	15-12	
94-95	5-13	T8	10-17	
95-96	8-10	T6	13-14	
96-97	7-11	6	13-14	
97-98	14-4	T2	20-9	NCAA 2nd
98-99	15-3	T1	26-8	NCAA E8
99-00	12-6	4	18-11	NCAA 1st
00-01	5-13	10	6-23	
01-02	4-14	8	9-20	
02-03	12-6	4	18-11	
03-04	11-7	T3	17-13	NCAA 1st
04-05	10-8	6	16-12	
05-06	12-6	3	21-11	NCAA 2nd
06-07	7-11	7	14-18	
07-08	10-8	T4	16-15	
08-09	9-9	T4	19-12	
09-10	15-3	2	25-9	NCAA 2nd
10-11	16-2	2	28-5	NCAA 2nd
11-12	9-9	T5	14-16	
12-13	14-4	3	26-8	NCAA 2nd

WCAA member from 1976-1985
 Pac-West Conference member in 1985-1986
 Pac-12 Conference member since 1986



NYINGIFA



CLOSE



LEMBERGER

TEAM OUTLOOK

- After an injury-marred first year in Westwood, second-year head coach **Cori Close** guided a much-healthier squad in 2013-14 back to Bruin form with a third-place Pac-12 finish along with their third 20-win season and NCAA tournament appearance in the last four seasons. Entering her third-season, Close will have two starters back in RS SR F **Atonye Nyingifa** and SR G **Thea Lemberger**, but will have to replace a trio of starters, F **Jasmine Dixon** and G/F **Markel Walker** and F **Alyssia Brewer**, from a team that was third in the Pac-12 in scoring offense at 67.5 ppg. Walker and Brewer were both All-Pac-12 selections in 2013, but their loss, in some part, could be neutralized by another All-Pac-12 performer in Nyingifa, who was the team's leading scorer (11.6 ppg) and third-leading rebounder (7.1 pg) a year ago.
- SR G **Thea Lemberger** was the fourth-leading scorer for the Bruins a year ago, but her real strengths were in dishing the ball to teammates and from the three point line, where she was third on the team in both assists and three-point percentage (min. 20 attempts). The Bruins suffered another injury setback in September when SO G **Kari Korver**, a long-range threat for UCLA, was lost for the season due to a knee injury. Korver will be missed after the first-year player led the 2013-14 team in three-pointers made (38), three-pointers attempted (110) and free-throw percentage (.920) while earning second in three-point percentage (.345)
- UCLA led the league in assists (556, 16.4 per game) and steals (338, 9.9) per game, a trend they hope stays consistent as they find offensive and defensive balance with a notably more inexperienced group.



CORI CLOSE

Head Coach • 3rd Year at UCLA
Alma Mater: UC Santa Barbara, 1993
40-24 (.625) at UCLA • Overall: 40-24 (.625, 2 Years)

In just her second year in Westwood, Close took a below-500 team in her first year to a 3rd place Pac-12 finish and a 26-8 record with a team that advanced to the NCAA second round. Close returned to UCLA after serving on the Bruins' coaching staff in 1994 and 1995 ... prior to her return, she coached in 15-consecutive NCAA Tournaments as an associate or assistant coach with stops at Florida State, UCSB and UCLA ... spent seven seasons as an associate head coach at FSU, guiding the Seminoles into a nationally-recognized program.

2013-14 UCLA ROSTER

CLOSE'S RECORD

Year	School	Overall	Conf.	Place/Conf
11-12	UCLA	14-16	9-9	T5/Pac-12
12-13	UCLA	26-8	14-4	3/Pac-12
UCLA Total (2 yr)		40-24	23-13	
Career Total (2 yr)		40-24	23-13	

No.	Name	POS	HT	YR	EXP	Hometown/High School (Last School)
1	Thea Lemberger	G	5-7	SR	3V	Santa Monica, Calif./Santa Monica HS
2	Kari Korver (out)	G	5-9	SO	1V	Paramount, Calif./Valley Christian HS
4	Lauren Holiday	G/F	5-8	RS FR	RS	Chatsworth, Calif./Campbell Hall HS
10	Kacy Swain	F	6-3	JR	2V	Los Angeles, Calif./St. Bernard's HS
11	Atonye Nyingifa	F	5-11	RS SR	3V	Torrance, Calif./Redondo Union HS
13	Luiiana Livulo	C	6-3	RS JR	3V	Lisbon, Portugal/Escola Secundaria(NW Florida State)
14	Dominique Williams	G	5-8	FR	HS	Phoenix, Ariz./St. Mary's Catholic HS
20	Rhema Gardner	F/G	6-1	RS JR	2V	Upland, Calif./Ayala HS
21	Nirra Fields	G	5-9	SO	1V	Montreal, Quebec, Canada/Mater Dei HS
22	Madeline Brooks	G	5-8	JR	2V	Temecula, Calif./Temecula HS
24	Paulina Hersler	F	6-2	FR	HS	Sodertalje, Sweden/Igelstavikens Gymnasium
34	Corinne Costa	F/C	6-4	RS JR	2V	Discovery Bay, Calif./Liberty HS
54	Savanna Trapp	C	6-9	FR	HS	Esko, Minn./Esko HS

Head Coach: Cori Close (UC Santa Barbara, 1993), 3rd year
Assistant Coach: Shannon Perry (Iowa, 1998), 3rd year
Assistant Coach: Tony Newman (UC Santa Barbara, 1992), 3rd year
Assistant Coach: Jenny Huth (Colorado, 2002), 3rd year

Letterwinners R/L: 9/4
Starters returning in bold



2013-14 SCHEDULE

Table with columns: Day, Date, Opponent, TV, Time. Lists games from Fri N8 to Thu M6-9.

* Pac-12 Conference game. P12N indicates game televised on the Pac-12 Networks. All times local to site & subject to change.

SERIES

Table listing series records for various opponents like Auburn, Cal Poly, James Madison, etc.

HISTORY

Table listing historical records: All-Time Record, First Year, Pac-12 Record, etc.

2012-13 RESULTS

Table with columns: Date, Opponent, Score, Hi Points, Hi Reb. Lists game results from N10 to M25.

P12 indicates Pac-12 Tournament game; NCAA indicates NCAA Tournament.

2012-13 UCLA STATISTICS

Overall: 26-8, Pac-12: 14-4/3rd • Home: 11-4 • Away: 10-2 • Neutral: 5-2

Large table with columns: #, PLAYER, G-GS, MIN-AVG, FG-FGA, FG%, 3P-ATT, 3P%, FT-FTA, FT%, OFF, DEF, TOT, AVG, PF-D, AST, TO, BLK, STL, PTS-AVG. Includes individual player stats and team totals.

QUICK FACTS

Location Los Angeles, Calif.
Founded 1880
Enrollment 33,000
Colors Cardinal & Gold
Home Court Galen Center (10,258)
Press Row Phone (213) 740-3900
President C.L. Max Nikias
Faculty Representative Clare Pastore
Athletics Director Pat Haden
Associate AD/SWA Donna Heinel
Head Coach Cynthia Cooper
Sports Information Director Tim Tessalone
Asst. Dir./WBB SID Darcy Couch
Office/Fax (213) 740-3808/740-7584
Cell (213) 725-3447
Email dcouch@usc.edu
Website www.usctrojans.com

YEAR-BY-YEAR RECORD

(since 1981-82)

Year	Conf.	Place	Overall	Postseason
81-82	9-3	2	23-4	NCAA S16
82-83	13-1	1	31-2	NCAA Champ
83-84	13-1	1	29-4	NCAA Champ
84-85	10-4	2	21-9	NCAA 2nd
85-86	8-0	1	31-5	NCAA F4
86-87	15-3	1	22-8	NCAA 2nd
87-88	15-3	2	22-8	NCAA 2nd
88-89	8-10	T4	12-16	
89-90	6-12	7	8-19	
90-91	11-7	3	18-12	NCAA 2nd
91-92	14-4	2	23-8	NCAA S16
92-93	14-4	2	22-7	NCAA 2nd
93-94	16-2	1	26-4	NCAA E8
94-95	10-8	5	18-10	NCAA 1st
95-96	8-10	T6	13-14	
96-97	13-5	3	20-9	NCAA 2nd
97-98	7-11	6	12-15	
98-99	3-15	T9	7-20	
99-00	10-8	T5	16-14	WNIT 2nd
00-01	8-10	T6	13-15	
01-02	11-7	T4	16-14	WNIT 2nd
02-03	8-10	T5	14-17	
03-04	11-7	T3	15-13	
04-05	12-6	T2	20-11	NCAA 2nd
05-06	11-7	T4	19-12	NCAA 2nd
06-07	10-8	5	17-13	
07-08	10-8	T4	17-13	
08-09	9-9	T4	17-15	
09-10	12-6	3	19-12	
10-11	10-8	4	24-13	WNIT Final
11-12	12-6	3	18-12	
12-13	7-11	7	11-20	

WCAA member from 1976-1985
Pac-West Conference member in 1985-1986
Pac-12 Conference member since 1986



BARRETT



COOPER



HARBERTS

TEAM OUTLOOK

- The Trojans suffered their worst finish in Pac-12 play and fewest wins since 1998-99, prompting the hiring of Hall of Famer and former USC women's basketball star guard **Cynthia Cooper**. Cooper will have a lot of talent to work with as she takes over a team that returns four starters and a key reserve in SO G **Brianna Barrett**, JR F **Alexyz Vaoletama**, SR F **Kate Oliver**, and SR F **Cassie Harberts** and key reserve JR G **Ariya Crook**.
- Harberts will be the centerpiece in a new coaching era for the Trojans. The 2013 All-Pac-12 selection led the team was third in the league in scoring (18.0 ppg) and sixth in rebounding (8.2 rpg) in addition to leading the Trojans in almost every major statistical category. Crook and Barrett emerged as solid complements to Harberts last season. In her sophomore season, Crook, despite coming off the bench, was the team's second-leading scorer at 13.6 ppg and finishing behind Harberts in several statistical categories. She made a team-best 55 three-pointers (6th in the Pac-12) and was second in steals (37). Barrett had an impressive freshman season, earning all-Freshman honorable mention honors as the Trojans' engine on both sides of the ball, collecting 51 steals on the year while dishing out 95 assists, a team best in both categories.
- The Trojans are one of the more experienced crews in the Pac-12 in the upcoming year with nine upper-classmen. The mix of veteran leadership and talented youth should bode well for Cooper in her first year.



CYNTHIA COOPER

Head Coach • 1st Year at USC

Alma Mater: USC, 1986

0-0 (.000) at USC • Overall: 150-106 (.586, 8 Years)

Cooper was named the Trojan's new head coach on April 11, 2013...As a USC guard from 1982-86, she helped lead USC to a pair of NCAA championships before winning an Olympic Gold Medal and four WNBA titles in her professional career...Cooper as a head coach has resurrected three collegiate programs, including taking a team at Prairie View A&M that had never had a winning season prior to her arrival to three straight conference titles...She spent 2012-13 at Texas Southern, where she led the team to a conference title, a 20-12 record and the team's first-ever WNIT berth...has won conference coach of the year honors three times in her career.

COOPER'S RECORD

Year	School	Overall	Conf.	Place/Conf
05-06	Prairie V. A&M	7-21	6-12	T8/SWAC
06-07	Prairie V. A&M	19-14	14-4	1/SWAC
07-08	Prairie V. A&M	22-12	15-3	1/SWAC
08-09	Prairie V. A&M	23-11	17-1	1/SWAC
09-10	Prairie V. A&M	15-14	12-6	2/SWAC
10-11	UNC Wilmington	24-9	14-4	2/CAA
11-12	UNC-Wilmington	20-13	11-7	T4/CAA
12-13	Texas Southern	20-12	16-2	1/SWAC
USC Total		0-0	0-0	
Career Total (8 yrs)		150-106	105-39	

2013-14 USC ROSTER

No.	Name	POS	HT	YR	EXP	Hometown/High School (Last School)
1	Jordan Adams	G	6-1	SO	1V	Irvine, Calif./Mater Dei HS
2	Deanna Calhoun	F	6-3	RS SO	1V	Albany, Calif./Albany HS
3	Desiree Bradley	G/F	6-1	SR	3V	Oklahoma City, Okla./Carl Albert HS
4	Maria Kemiji-McDonald	F	5-11	SO	HS	San Francisco, Calif./St. Ignatius HS
5	Rachel Totten	G	5-7	SR	1V	Los Angeles, Calif./L.A. Center for Enriched Studies
10	Kate Oliver	F	6-4	SR	1V	New South Wales, Australia/Lake Ginninderra Coll. (Marist)
11	Cassie Harberts	F	6-2	SR	3V	San Clemente, Calif./San Clemente HS
12	Courtney Jaco	G	5-8	FR	HS	Compton, Calif./Windward School
13	Kaneisha Horn	F	6-1	JR	TR	Birmingham, Ala./Ramsay HS (Alabama)
14	Ariya Crook	G	5-7	JR	2V	Los Angeles, Calif./Long Beach Poly HS
21	Alexyz Vaoletama	F	6-1	JR	2V	Fountain Valley, Calif./Mater Dei HS
22	Destinie Gibbs	G	5-11	SO	1V	Oxford, Ga./McEachern HS
23	Brianna Barrett	G	5-7	SO	1V	Winnetka, Calif./Oaks Christian HS
24	Drew Edelman	F	6-4	FR	HS	Sunnyvale, Calif./Menlo School
25	Alexis Lloyd	G	5-9	SO	TR	Chicago, Ill./Whitney Young HS (Virginia Tech)
32	Kiki Alofaituli	G	6-1	JR	1V	Tustin, Calif./Mater Dei HS

Head Coach: Cynthia Cooper (USC, 1986), 1st year

Associate Head Coach: Brandy Manning (Clark Atlanta, 2002), 1st year

Assistant Coach: Jualeah Woods (USC, 1994), 1st year

Assistant Coach: Evan Unrau (Missouri, 2004), 2nd year

Letterwinners R/L: 10/2

Starters returning in bold



2013-14 SCHEDULE

Table with columns: Day, Date, Opponent, TV, Time. Lists games from Fri N8 to Thu-Sun M6-9.

* Pac-12 Conference game. P12N indicates game televised on the Pac-12 Networks. All times local to site & subject to change.

SERIES

Table listing series for Boston College, Cal State Northridge, Fresno State, Hawai'i, Iowa, Long Beach State, Oklahoma State, San Diego State, South Carolina, St. Mary's (Calif.), UC Davis, UNC-Willmington.

Table listing series for Arizona, Arizona State, California, Colorado, Oregon, Oregon State, Stanford, UCLA, Utah, Washington, Washington State.

HISTORY

Table with columns: Record Type, Value. Includes All-Time Record, First Year, Pac-12 Record, Pac-12 Tourney, NCAA Record, WNIT Record.

2012-13 RESULTS

Table with columns: Date, Opponent, Score, Hi Points, Hi Reb. Lists game results from N11 to M8.

P12 indicates Pac-12 Tournament game.

2012-13 USC STATISTICS

Overall: 11-20, Pac-12: 7-11/7th • Home: 5-12 • Away: 5-7 • Neutral: 1-1

Large table with columns: #, PLAYER, G-GS, MIN-AVG, FG-FGA, FG%, 3P-ATT, 3P%, FT-FTA, FT%, OFF, DEF, TOT, AVG, PF-D, AST, TO, BLK, STL, PTS-AVG. Includes individual player stats and team totals.



QUICK FACTS

Location Salt Lake City, Utah
Founded 1850
Enrollment 32,388
Colors Crimson and White
Home Court Jon M. Huntsman Center (15,000)
Press Row Phone (801) 581-6657
President David W. Pershing
Faculty Representative Karen Paisley
Athletics Director Dr. Chris Hill
Sr. Associate AD/SWA Mary Bowman
Head Coach Anthony Levrets
Sr. Assoc. AD/Communications Liz Abel
Asst. Dir./WBB SID Mike DeVine
Office/Fax (801) 581-8997/581-4358
Cell (801) 580-4502
Email mdevine@huntsman.utah.edu
Website www.utahutes.com

YEAR-BY-YEAR RECORD

(since 1981-82)

Year	Conf.	Place	Overall	Postseason
81-82	7-3		18-11	
82-83	11-1		22-7	NCAA 1st
83-84	9-3		19-12	WNIT
84-85	8-4		16-12	
85-86	11-1		21-8	NCAA 1st
86-87	10-2		20-7	
87-88	9-1		19-9	
88-89	9-1		24-6	NCAA 1st
89-90	6-4		20-10	NCAA 1st
90-91	9-3		20-10	NCAA 1st
91-92	10-4		22-8	
92-93	9-5		19-10	
93-94	9-5		12-14	
94-95	12-2		23-7	NCAA 2nd
95-96	12-2		21-8	NCAA 1st
96-97	15-1		25-6	NCAA 2nd
97-98	11-3		21-6	NCAA 1st
98-99	12-2		21-7	WNIT 1st
99-00	11-3	1	23-8	NCAA 1st
00-01	14-0	1	28-4	NCAA S16
01-02	8-6	5	15-12	
02-03	12-2	1	24-7	NCAA 2nd
03-04	12-2	T1	24-7	
04-05	12-2	T1	26-8	NCAA 2nd
05-06	12-4	2	27-7	NCAA E8
06-07	10-6	5	19-14	WNIT 1st
07-08	16-0	1	27-5	NCAA 1st
08-09	13-3	T1	23-10	NCAA 2nd
09-10	10-6	T3	23-12	WNIT 2nd
10-11	7-9	T4	18-17	NCAA 1st
11-12	8-10	T7	16-16	WNIT 2nd
12-13	8-10	6	23-14	WNIT Final

IAC member from 1974-1982

HCAC member from 1982-1989

Western Athletic Conference member from 1990-1999

Mountain West member from 1999-2011

Pac-12 Conference member since 2012

LEVRETS' RECORD

Year	School	Overall	Conf.	Place/Conf
10-11	Utah	18-17	7-9	T4/MWCCQ
11-12	Utah	16-16	8-10	T5/Pac-12
12-13	Utah	23-14	8-10	6/Pac-12
Utah Total (3 yrs)		57-47	23-29	
Career Total (3 yrs)		57-47	23-29	



PLOUFFE



LEVRETS



RODRIGUEZ

TEAM OUTLOOK

- The Utes enjoyed their first 20-win season in the three years since **Anthony Levrets** took over as interim head coach prior to the 2010-2011. Utah reached the postseason for the ninth-consecutive year while Levrets led the Utes to a first-ever appearance in the WNIT Championship game. Two starters return from a squad that finished sixth in its second season in the Pac-12, including dynamic scorer 2012 Canadian Olympian SR F **Michelle Plouffe** and SO G **Danielle Rodriguez**. Plouffe, an All -Pac-12 First Team performer, led the team in both scoring and rebounding and was top-10 in the Pac-12 in both categories for the second-straight year.
- Although Utah returns a key threat, they suffered a huge loss in the off-season when SR F **Taryn Wicijowski** was ruled out for the 2013-14 season due to a knee injury. Wicijowski was second for the Utes in both scoring and rebounding and was also top-10 in the Pac-12 in both categories. Utah also lost their third-leading scorer in Iwalani Rodrigues to graduation. With the significant loss Levrets will need more than one person to step up to help with the offensive attack.
- After being one of the more experienced teams in the Pac-12 a year ago, the Utes will have nine underclassmen on the team including four new freshmen. Despite the youth, Levrets should be able to turn to his senior star in Plouffe for leadership and continue the emphasis on defense. The Utes limited opponents to just 54.0 points per game in 2012-13, the second-lowest average in the Pac-12



ANTHONY LEVRETS

Head Coach • 4th Year at Utah

Alma Mater: Lafayette, 2001

57-47 (.548) at Utah • Overall: 57-47 (.548, 3 Years)

In Levrets' second year in the Pac-12, led the Utes to a 23-14 record and appearance in the Women's NIT Championship in a game the Utes lost by only three points...has reached postseason the last three seasons, including his first year while serving as interim head coach in 2010-11...guided that team to the Mountain West Conference championship game and a No. 15 seed in the NCAA Tournament... in three years as an assistant prior to his appointment as head coach, the Utes reached the NCAA Tournament in 2008 and 2009 ...has coached four All-Americans during his tenure with the Utes.

2013-14 UTAH ROSTER

No.	Name	POS	HT	YR	EXP	Hometown/High School (Last School)
3	Malia Nawahine	F	5-10	FR	HS	Springville, Utah/Springville HS
5	Cheyenne Wilson	G	5-11	JR	2V	Seattle, Wash./Cleveland HS
10	Nakia Arquette	F	6-1	RS FR	RS	Spokane, Wash./Lewis and Clark HS
11	Taryn Wicijowski (out)	F	6-3	RS SR	3V	Regina, Saskatchewan/Nat'l Elite Developmental Acad.
12	Emily Potter	F	6-5	FR	HS	Winnipeg, Manitoba/Glenlawn Collegiate HS
13	Devri Owens	G	5-8	FR	HS	Plano, Texas/Plano West HS
14	Paige Crozon	G	6-1	SO	1V	Humboldt, Saskatchewan/Humboldt Collegiate Inst.
15	Michelle Plouffe	F	6-4	SR	3V	Edmonton, Alberta/Harry Ainlay HS
21	Wendy Anae	F	6-3	FR	HS	San Diego, Calif./Cathedral Catholic HS
22	Danielle Rodriguez	G	5-10	SO	1V	Downey, Calif./Warren HS
23	Ariel Reynolds	F	6-2	SR	1V	Portland, Ore./Jefferson HS(NW Florida State College)
24	Valerie Nawahine	G	5-9	SO	TR	Springville, Utah/Cathedral Catholic HS (BYU)
25	Awa Kalmstrom	G	5-7	SO	1V	Stockholm, Sweden/Fryshuset Gymnasium
31	Ciera Dunbar	G	5-10	RS JR	2V	Elko, Nev./Elko HS

Head Coach: Anthony Levrets (Lafayette, 2000), 4th year

Assistant Coach: Velaida Harris (Portland State, 1993), 5th year

Assistant Coach: Matt Legerski (Utah, 2001), 11th year

Assistant Coach: Willette White (Idaho, 1982), 3rd year

Letterwinners R/L: 8/4
Starters returning in bold



2013-14 SCHEDULE

Table with columns: Day, Date, Opponent, TV, Time. Lists games from Fri N8 to Thu M6-9.

* Pac-12 Conference game. P12N indicates game televised on the Pac-12 Networks. All times local to site & subject to change.

SERIES

Table listing series records for Butler, BYU, Denver, Marquette, Nebraska, Nevada, Samford, UC Santa Barbara, Utah State, Utah Valley, UNLV.

Table listing series records for Arizona, Arizona State, California, Colorado, Oregon, Oregon State, Stanford, UCLA, USC, Washington, Washington State.

HISTORY

Table listing historical records: All-Time Record, First Year, Pac-12 Record, Pac-12 Tourney, NCAA Record, WNIT Record.

2012-13 RESULTS

Table with columns: Date, Opponent, Score, Hi Points, Hi Reb. Lists game results from N10 to M8.

2012-13 UTAH STATISTICS

Overall: 23-14, Pac-12: 8-10/6th • Home: 12-6 • Away: 10-7 • Neutral: 1-1

Large table with columns: #, PLAYER, G-GS, MIN-AVG, FG-FGA, FG%, 3P-ATT, 3P%, FT-FTA, FT%, OFF, DEF, TOT, AVG, PF-D, AST, TO, BLK, STL, PTS-AVG. Includes individual player stats and team totals.

QUICK FACTS

Location Seattle, Wash.
 Founded 1861
 Enrollment 31,474
 Colors Purple & Gold
 Home Court Alaska Airlines (10,000)
 Press Row Phone (206) 543-2230
 President Michael Young
 Faculty Representative Roland Dukes
 Athletics Director Scott Woodward
 Senior Assoc. AD/SWA Stephanie Remppe
 Head Coach Kevin McGuff
 Communications Dir. Jeff Bechtold
 Asst. Dir./WBB SID Ricky Brackett
 Office/Fax (206) 543-2230/543-5000
 Cell (206) 790-6368
 Email rbrack@uw.edu
 Website www.gohuskies.com

YEAR-BY-YEAR RECORD

(since 1981-82)

Year	Conf.	Place	Overall	Postseason
81-82	0-4	3	16-10	
82-83	7-5	4	15-12	
83-84	8-4	4	17-8	
84-85	11-0	1	26-2	
85-86	10-2	1	24-6	
86-87	14-4	2	23-7	NCAA 2nd
87-88	16-2	1	25-5	NCAA 2nd
88-89	15-3	2	23-10	NCAA 2nd
89-90	17-1	T1	28-3	NCAA E8
90-91	15-3	2	24-5	NCAA 2nd
91-92	9-9	6	17-11	
92-93	11-7	3	17-12	NCAA 2nd
93-94	12-6	4	21-8	NCAA 2nd
94-95	13-5	2	25-9	NCAA S16
95-96	10-8	T3	16-13	
96-97	12-6	T4	17-11	NCAA 1st
97-98	9-9	T5	18-10	NCAA 1st
98-99	11-7	5	16-13	WNIT 2nd
99-00	4-14	9	8-22	
00-01	12-6	T1	22-10	NCAA E8
01-02	12-6	T2	19-12	WNIT QF
02-03	13-5	T2	22-8	NCAA 1st
03-04	9-9	6	18-13	WNIT 2nd
04-05	9-9	7	14-16	
05-06	11-7	T4	19-11	NCAA 2nd
06-07	11-7	4	18-13	NCAA 1st
07-08	8-10	6	13-18	
08-09	3-15	10	8-22	
09-10	7-11	T6	13-18	WBI 2nd
10-11	6-12	T7	11-17	
11-12	8-10	T7	20-14	WNIT QF
12-13	11-7	5	21-12	WNIT 2nd

NWBL member from 1977-1982
 NorPac Conference member from 1982-1986
 Pac-12 member since 1986



DAVIS



NEIGHBORS



WALTON

TEAM OUTLOOK

- As disappointed as the Huskies were with the sudden departure of second-year head coach **Kevin McGuff**, they were just as excited when Washington decided to hire McGuff's top assistant Mike Neighbors to take over. Neighbors has been important part of the Huskies resurgence, helping lead them to back-to-back 20-win seasons and WNIT appearances. The last time the Huskies had consecutive 20-win seasons was in 1992-93 and 1993-94. With Neighbors known as an excellent recruiter, don't expect the Huskies to drop off in his first collegiate head coaching job.
- Although they lose fifth-year senior **Kristi Kingma**, the Huskies return four starters from a team that finished 5th in the Pac-12. With a cast of talented reserves and newcomers Washington could again be challenging at the top of the Pac-12.
- JR G **Jazmine Davis** and SO F **Talia Walton** were key players on the 12-13 squad and will be relied upon to lead the team despite only being a junior and a sophomore, respectively. Davis, a former Pac-12 Freshman of the Year and 2012 all-Conference selection, and Walton, an All-Freshman performer, combined to account for almost 47 percent of a scoring offense that ranked fourth in the Pac-12. The Huskies will also enjoy the long-awaited addition of Katie Collier, a former McDonalds All-American who was sidelined by a knee injury prior to last season. The 6-3 Collier should boost a frontcourt that lacked height last year.
- Neighbors welcomes the nation's 11th-ranked recruiting class led by McDonald's All-American Kelsey Plum. This is the program's best class in several years and Plum is expected to contribute immediately.



MIKE NEIGHBORS

Head Coach • 1st Year at Washington
 Alma Mater: Arkansas, 1993
 0-0 (.000) at Washington • Overall: 0-0 (.000)

Neighbors was promoted to head coach of the Huskies on April 21, 2013 after previously serving as former head coach Kevin McGuff's top assistant for two seasons at Washington ... this is the first head coaching stint for Neighbors who also served under McGuff as an assistant at Xavier for four years prior and had assistant coaching positions at Colorado and Arkansas...known as an excellent recruiter, he has helped sign eight All-Americans while nine of his players have been drafted in the WNBA ... The Huskies are coming off two-consecutive 20-win seasons, a feat they haven't accomplished since 1993 and 1994 seasons.

NEIGHBOR'S RECORD

Year	School	Overall	Conf.	Place/Conf
13-14	Washington			First Season

2013-14 WASHINGTON ROSTER

No.	Name	POS	HT	YR	EXP	Hometown/High School (Last School)
0	Chantel Osahor	F/C	6-2	FR	HS	Phoenix, Ariz./St. Mary's HS
1	Mercedes Wetmore	G	5-8	SR	3V	Lake Tapps, Wash./Auburn Riverside HS
3	Talia Walton	F	6-2	SO	1V	Tacoma, Wash./Federal Way HS
10	Kelsey Plum	G	5-9	FR	HS	Mill Creek, Wash./Henry M. Jackson HS
11	Mathilde Gilling	F/C	6-3	SO	1V	Rungsted Kyst, Denmark/Rungsted Gymnasium
13	Katie Collier	F/C	6-3	RS FR	RS	Covington, Wash./Seattle Christian HS
14	Heather Corral	G/F	6-1	SO	1V	Vancouver, Wash./Prairie HS
21	Brianna Ruiz	G/F	5-10	FR	HS	Roseville, Calif./Del Oro HS
24	Alexus Athley	G	5-9	SO	TR	Yorba Linda, Calif./Yorba Linda HS (Colorado)
23	Aminah Williams	F	6-0	JR	2V	Seattle, Wash./Kennedy HS
30	Kassia Fortier	G	5-8	SR	3V	Issaquah, Wash./Skyline HS
32	Jazmine Davis	G	5-7	JR	2V	San Jose, Calif./Valley Christian HS

Head Coach: Mike Neighbors (Arkansas, 1993), 1st year
 Associate Head Coach: Kevin Morrison (Cal Poly, 1994), 3rd year
 Assistant Coach: Adia Barnes (Arizona, 1998), 3rd year
 Assistant Coach: Fred Castro (Oklahoma, 2004), 1st year

Letterwinners R/L: 7/2
 Starters returning in bold

2013-14 SCHEDULE

Day	Date	Opponent	TV	Time
Fri	N8	at Saint Mary's (California)		7 p.m. PT
Fri	N15	Portland		12 p.m. PT
Tues	N19	Seattle		7 p.m. PT
Wed	D4	at Houston		TBA
Sat	D7	at Texas A&M		TBA
Fri	D13	Wisconsin	P12N	7:30 p.m. PT
Sun	D15	Montana State		2 p.m. PT
Sat	D15	UC Santa Barbara		1 p.m. PT
Thu.-Sat. N19-21... Las Vegas, NV				
Thu	D19	vs. Louisiana-Monroe		2:30 p.m. ET
Fri	D20	vs. DePaul		2:30 p.m. ET
Sat	D21	vs. Pittsburg		12 noon PT
Mon	D30	UC Irvine*		7 p.m. PT
Fri	J3	Arizona*		7 p.m. PT
Sun	J5	Arizona State*	P12N	2 p.m. PT
Tue	J7	at Washington State*	P12N	7 p.m. PT
Fri	J11	Washington State*	P12N	3 p.m. PT
Fri	J17	Utah*		TBA
Sun	J19	Colorado*	P12N	4 p.m. PT
Fri	J24	at Oregon State*	P12N	6 p.m. PT
Sun	J26	at Oregon*	P12N	12 noon PT
Fri	J31	at UCLA*	P12N	8 p.m. PT
Fri	F2	at USC*	P12N	11 a.m. PT
Fri	F7	California*	P12N	8 p.m. PT
Sun	F9	Stanford*	ESPNU	12:30 p.m. PT
Fri	F14	at Colorado*	P12N	6:30 p.m. MT
Sun	F16	at Utah*		TBA
Fri	F21	Oregon*	P12N	6 p.m. PT
Sun	F23	Oregon State*		TBA
Thu	F27	at Stanford*	P12N	8 p.m. PT
Sat	M1	at California*	P12N	5:30 p.m. PT
Thu.-Sun.	M6-9	Pac-12 Tournament, Seattle, Wash.		

* Pac-12 Conference game.
P12N indicates game televised on the Pac-12 Networks.
All times local to site & subject to change.

SERIES

DePaul	2-1
Houston	4-0
La.-Monroe	1st Mtg
Montana State	12-1
Pittsburg	1st Mtg
Portland	11-0
Saint Mary's	3-0
Seattle	15-3
Texas A&M	1-1
UC Irvine	1-0
UC Santa Barbara	2-1
Wisconsin	3-1
Arizona	36-21
Arizona State	29-28
California	42-19
Colorado	3-7
Oregon	45-43
Oregon State	52-31
Stanford	14-43
UCLA	28-28
USC	30-29
Utah	6-6
Washington State	65-10

HISTORY

All-Time Record	720-429
First Year	1974-75
Pac-12 Record	294-205
Pac-12 Tourney	6-12
NCAA Record	15-16
WNIT Record	8-5
WBI Record	1-1

2012-13 RESULTS

Date	Opponent	Score	Hi Points	Hi Reb
N9	Saint Mary's	W, 70-68	25-Davis	5-Williams/Anderson
N14	at Seattle	W, 77-75	22-Kingma	7-Wetmore
N18	at Long Beach State	L, 62-71	19-Walton	15-Williams
N21	at Wisconsin	W, 60-55	22-Davis	13-Williams
N27	Pepperdine	W, 70-51	17-Williams/Davis	15-Williams
N29	at Portland	W, 64-44	28-Davis	17-Williams
D5	San Diego State	W, 59-58	17-Walton	12-Williams
D15	UC Santa Barbara	L, 46-54	20-Davis	10-Williams
D16	Idaho	W, 62-48	19-Davis	14-Kingma
D21	at Georgia Tech	L, 44-52	21-Davis	8-Williams
D28	UC Davis	W, 81-56	25-Davis	13-Williams
J4	Arizona State	W, 77-74	19-Walton	12-Williams
J6	Arizona	W, 76-65	20-Walton/Davis	17-Williams
J11	at USC	L, 72-81	37-Davis	8-Walton/Williams
J13	at UCLA	L, 68-85	19-Davis	7-Williams
J15	Washington State	W, 60-53	21-Davis	10-Walton
J20	at Washington State	W, 79-72	18-Davis	11-Williams
J25	Oregon State	WOT, 81-77	21-Davis	11-Walton/Williams
J27	Oregon	W, 66-53	20-Kingma	11-Walton
F1	at Arizona	W, 74-65	22-Kingma	8-Walton
F3	at Arizona State	W, 74-61	26-Walton	9-Walton
F8	UCLA	L, 61-65	18-Walton	13-Williams
F10	USC	W, 61-58	24-Davis	11-Williams
F15	at Oregon	W, 97-71	35-Kingma	11-Williams
F18	at Oregon State	W, 49-44	20-Davis	12-Williams
F22	at Utah	L, 48-60	22-Davis	14-Williams
F24	at Colorado	L, 61-68	19-Kingma	8-Walton
F28	Stanford	L, 36-71	10-Williams	13-Williams
M2	California	W, 50-78	19-Davis	5-Davis
M7	vs. Oregon ^{P12}	W, 69-62	28-Davis	17-Williams
M8	vs. Colorado ^{P12}	L, 59-70	17-Davis	8-Walton
M22	Eastern Washington ^{WNIT}	WOT, 65-60	22-Davis	17-Williams
M24	Pacific ^{WNIT}	L, 78-85	21-Kingma	12-Williams

P12 indicates Pac-12 Tournament game; WNIT indicates WNIT game.

2012-13 WASHINGTON STATISTICS

Overall: 21-12, Pac-12: 11-7/5th • Home: 11-5 • Away: 9-6 • Neutral: 1-1

#	PLAYER	G-GS	MIN-AVG	FG-FGA	FG%	3P-ATT	3P%	FT-FTA	FT%	OFF	DEF	TOT	AVG	PF-D	AST	TO	BLK	STL	PTS-AVG
32	Davis, Jazmine	30-30	1132-37.7	184-500	.368	71-199	.357	139-190	.732	22	73	95	3.2	47-0	95	103	2	43	578-19.3
	Conference-Only	15-15	541-36.1	86-237	.363	31-91	.341	81-109	.743	9	31	40	2.7	20-0	47	46	0	18	284-18.9
03	Walton, Talia	32-31	1034-32.3	166-497	.334	57-182	.313	46-77	.597	65	167	232	7.3	79-0	31	70	58	42	435-13.6
	Conference-Only	17-16	548-32.2	92-269	.342	33-95	.347	23-42	.548	34	92	126	7.4	48-0	19	33	22	26	240-14.1
10	Kingma, Kristi	33-33	1242-37.6	137-419	.327	86-272	.316	85-103	.825	39	116	155	4.7	64-0	70	56	10	46	445-13.5
	Conference-Only	18-18	660-36.7	81-231	.351	53-148	.358	57-65	.877	15	59	74	4.1	36-0	30	26	4	19	272-15.1
23	Williams, Aminah	33-33	1159-35.1	123-249	.494	11-32	.344	48-80	.600	135	221	356	10.8	79-1	28	45	14	71	305-9.2
	Conference-Only	18-18	644-35.8	68-140	.486	9-19	.474	26-44	.591	65	118	183	10.2	41-0	19	27	11	41	171-9.5
01	Wetmore, Mercedes	32-32	1093-34.2	83-272	.305	12-43	.279	40-70	.571	15	82	97	3.0	68-1	109	64	4	48	218-6.8
	Conference-Only	18-18	595-33.1	40-141	.284	6-25	.240	24-37	.649	8	44	52	2.9	36-1	71	33	2	23	110-6.1
14	Corral, Heather	24-4	463-19.3	39-112	.348	25-84	.298	4-10	.400	7	49	56	2.3	24-0	15	27	1	22	107-4.5
	Conference-Only	18-4	355-19.7	30-83	.361	20-62	.323	4-10	.400	3	35	38	2.1	16-0	10	18	1	16	84-4.7
11	Gilling, Mathilde	26-0	211-8.1	13-34	.382	0-1	.000	13-18	.722	30	16	46	1.8	20-0	2	7	3	7	39-1.5
	Conference-Only	13-0	109-8.4	5-15	.333	0-1	.000	7-8	.875	17	8	25	1.9	12-0	0	4	2	5	17-1.3
15	Anderson, Jeneva	31-1	290-9.4	8-45	.178	0-9	.000	5-10	.500	17	34	51	1.6	44-1	9	14	6	13	21-0.7
	Conference-Only	17-1	145-8.5	3-22	.136	0-6	.000	2-4	.500	10	18	28	1.6	24-0	5	4	3	6	8-0.5
30	Fortier, Kassia	15-1	72-4.8	4-17	.235	0-5	.000	0-0	.000	2	9	11	0.7	1-0	2	4	1	2	8-0.5
	Conference-Only	5-0	24-4.8	2-8	.250	0-2	.000	0-0	.000	1	2	3	0.6	0-0	1	1	0	0	4-0.8
24	Meeks, Deborah	2-0	4-2.0	0-1	.000	0-0	.000	0-0	.000	0	1	1	0.5	0-0	1	1	0	1	0-0.0
	Conference-Only	2-0	4-2.0	0-1	.000	0-0	.000	0-0	.000	0	1	1	0.5	0-0	1	1	0	1	0-0.0
TEAM										85	84	169	5.1	2		3			
Total		33		757-2146	.353	262-827	.317	380-558	.681	417	852	1269	38.5	428-3	362	394	99	295	2156-65.3
Conference-Only		18		407-1147	.355	152-449	.339	224-319	.702	203	453	656	36.4	235-1	203	195	45	155	1190-66.1
Opponents		33		791-2103	.376	199-699	.285	329-477	.690	504	1040	1544	46.8	521-0	466	571	157	192	2110-63.9
Conference-Only		18		454-1158	.392	107-381	.281	186-268	.694	279	576	855	47.5	280-6	264	290	88	100	1201-66.7



QUICK FACTS

Location Pullman, Wash.
Founded 1890
Enrollment 19,255
Colors Crimson & Gray
Home Court Beasley Coliseum (11,671)
Press Row Phone (509) 335-2684
President Elson S. Floyd
Faculty Representative Ken Casavant
Athletics Director Bill Moos
Associate AD/SWA Anne McCoy
Head Coach June Daugherty
Sports Information Director Bill Stevens
Asst. Dir./WBB SID Bobby Alworth
Office/Fax (509) 335-5785/335-0267
Cell (951) 452-6129
Email bobby.alworth@wsu.edu
Website www.wsucougars.com

YEAR-BY-YEAR RECORD

(since 1981-82)

Year	Conf.	Place	Overall	Postseason
81-82	8-7	T2	15-14	
82-83	1-11	9	5-22	
83-84	2-10	T8	7-18	
84-85	3-8	6	9-17	
85-86	4-8	5	11-17	
86-87	2-16	10	10-18	
87-88	6-12	T6	11-17	
88-89	6-12	T8	13-15	
89-90	9-9	T4	17-11	
90-91	10-8	T4	18-11	NCAA 1st
91-92	5-13	8	12-15	
92-93	3-15	T9	7-20	
93-94	3-15	8	8-19	
94-95	9-9	6	16-11	
95-96	8-10	T6	17-12	
96-97	4-14	8	10-17	
97-98	6-12	T7	12-15	
98-99	5-13	8	11-16	
99-00	1-17	10	4-24	
00-01	6-12	9	11-17	
01-02	0-18	10	2-27	
02-03	1-17	10	2-26	
03-04	2-16	10	6-22	
04-05	2-16	9	6-22	
05-06	2-16	10	8-20	
06-07	1-17	10	5-24	
07-08	2-16	10	5-25	
08-09	4-14	T8	11-19	
09-10	2-16	9	8-22	
10-11	6-12	T7	8-23	
11-12	5-13	11	13-20	
12-13	6-12	8	11-20	

NWBL member from 1977-1982
NorPac member from 1982-1986
Pac-12 member since 1986

DAUGHERTY'S RECORD

Year	School	Overall	Conf.	Place/Conf
89-90	Boise State	19-12	11-5	T2/Big Sky
90-91	Boise State	11-16	8-8	5/Big Sky
91-92	Boise State	22-7	14-2	1/Big Sky
92-93	Boise State	19-8	9-5	3/Big Sky
93-94	Boise State	23-6	12-2	T1/Big Sky
94-95	Boise State	16-11	10-4	2/Big Sky
95-96	Boise State	12-15	9-5	2/Big Sky
96-97	Washington	17-11	12-6	T4/Pac-10
97-98	Washington	18-10	9-9	5/Pac-10
98-99	Washington	16-13	11-7	5/Pac-10
99-00	Washington	8-22	4-14	9/Pac-10
00-01	Washington	22-10	12-6	T1/Pac-10
01-02	Washington	19-12	12-6	T2/Pac-10
02-03	Washington	22-8	13-5	T2/Pac-10
03-04	Washington	18-13	9-9	6/Pac-10
04-05	Washington	14-16	9-9	7/Pac-10
05-06	Washington	19-11	11-7	T4/Pac-10
06-07	Washington	18-13	11-7	4/Pac-10
07-08	Washington State	5-25	2-16	10/Pac-10
08-09	Washington State	11-19	4-14	T8/Pac-10
09-10	Washington State	8-22	3-15	9/Pac-10
10-11	Washington State	8-23	6-12	T7/Pac-10
11-12	Washington State	13-20	5-13	11/Pac-12
12-13	Washington State	11-20	6-12	8/Pac-12
WSU Total (6 yrs)		56-129	26-82	
Career Total (24 yrs)		370-343	212-199	
		<i>(139-167, 17 yrs in Pac-12)</i>		



TEAM OUTLOOK

- The Cougars won double digit games for consecutive years for the first time since the 1997-98 and 1998-99 seasons and finished in the top eight in the Pac-12 for the second-time in three years. Playing a challenging non-conference schedule, WSU picked up big wins over BYU, Gonzaga and Ohio State. It was their first-ever win over the Buckeyes and the first win over the Zags in five tries, the last one coming back in 2001. Inconsistency led to struggles in Conference play, but key players emerged that can lead the Cougars in 2013-14.
- Washington State was one of the relatively young and inexperienced teams in the Pac-12 and will only have two seniors on the roster in 13-14; however, with 11 letterwinners returning, including three starters in JR G **Tia Presley**, SO G **Lia Galdeira** and SR G/F **Sage Romberg**. Despite the lack upperclassmen, the future looks bright for a squad where many players are gaining valuable experience early in their careers.
- Galdeira had one of the best years for a freshman in program history, setting single-season record for scoring (14.8 ppg), points (459), double-digit scoring efforts (28), field goals made (174), free throw percentage (76.9), and finished with the second-most steals all-time for a freshman. She was selected for three Pac-12 postseason honors, earning nods as an All-Pac-12 Conference honorable mention, all-Defensive Team honorable mention and on the all-Freshman Team.



JUNE DAUGHERTY

Head Coach • 7th Year at Washington State

Alma Mater: Ohio State, 1978

56-129 (.302) at Washington State • Overall: 370-343 (.518, 24 Years)

Daugherty enters her seventh season with the Cougars and continues to lead the charge toward a new era in WSU women's basketball ...the Cougs's six conference wins in 2012-13 marked the second time under Daugherty the team collected its most Pac-12 wins since 2000-01 ... Spent 12 seasons at Washington where she posted nearly 200 victories and led the Huskies to six NCAA Tournament appearances ... has coached 17 all-conference performers in her career and one Pac-10 Player of the Year.

2013-14 WASHINGTON STATE ROSTER

No.	Name	POS	HT	YR	EXP	Hometown/High School (Last School)
3	Lia Galdeira	G	5-11	SO	1V	Kamuela, Hawai'i/Konawaena HS
5	Tia Presley	G	5-9	JR	2V	Spokane, Wash./Gonzaga Prep
10	Alexas Williamson	G	5-8	SO	1V	Chino Hills, Calif./Mater Dei HS
11	Dawnyelle Awa	G	5-9	SO	1V	Kailua-Kona, Hawai'i/Konawaena HS
12	Taylor Edmondson	G	5-11	SO	1V	Carlsbad, N.M./Carlsbad HS
15	Ivana Kmetovska	F	6-3	FR	HS	Skopeje, Macedonia/Orce Nikolov
22	Sage Romberg	G/F	6-1	SR	3V	McKinleyville, Calif./McKinleyville HS
23	Shalie Dheensaw	F	6-4	JR	2V	Victoria, British Columbia/Claremont Secondary
24	Brandi Thomas	G/F	6-1	SR	3V	McCleary, Wash./Elma HS
30	Whitney Tinjum	F	6-1	SO	1V	Stacy, Minn./Chisago Lakes HS
34	Mariah Cooks	F	6-0	SO	1V	Santa Maria, Calif./Ernest Righetti HS
42	Hana Potter	F/C	6-2	SR	3V	St. Louis Park, Minn./Hopkins HS

Head Coach: June Daugherty (Ohio State, 1978), 7th year

Associate Head Coach: Mike Daugherty (Ohio State, 1977), 7th year

Assistant Coach: Ashley Grover (Washington State, 2009), 2nd year

Assistant Coach: Brian Holsinger (Western Washington, 1997), 7th year

Letterwinners R/L: 11/3
Starters returning in bold



2013-14 SCHEDULE

Day	Date	Opponent	TV	Time
Sun	N10	Syracuse		1 p.m. PT
Tue	N12	at Seattle		7 p.m. PT
Fri.-Sun.N15-17... Rainbow Wahine Classic, <i>Honolulu, Hawaii</i>				
Fri	N15	at Hawai'i		7 p.m. HT
Sat	N16	vs. West Virginia		12 noon HT
Sun	N17	vs. Ole Miss		12 noon PT
Fri	N22	Fresno State		7 p.m. PT
Tue	N26	at BYU		7 p.m. MT
Sat	N30	at Nebraska		5 p.m. CT
Wed	D4	Cal State Northridge		7 p.m. PT
Sun	D15	at Dayton		2 p.m. ET
Wed	D18	UC Riverside		TBA
Sat	D21	Gonzaga*	P12N	11:30 a.m. PT
Fri	J3	Arizona State*		7 p.m. PT
Sun	J5	Arizona*	P12N	12 noon PT
Tue	J7	Washington*	P12N	7 p.m. PT
Sat	J11	at Washington*	P12N	3 p.m. PT
Fri	J17	Colorado*		7 p.m. PT
Sun	J19	Utah*	P12N	12 noon PT
Fri	J24	at Oregon*		7 p.m. PT
Sun	J26	at Oregon State*		2 p.m. PT
Fri	J31	at USC*	P12N	6 p.m. PT
Sun	F2	at UCLA*		TBA
Fri	F7	Stanford*	P12N	6 p.m. PT
Sun	F9	California*	P12N	2 p.m. PT
Fri	F14	at Utah*		TBA
Sun	F16	at Colorado*	P12N	1 p.m. MT
Fri	F21	Oregon State*		TBA
Sun	F23	Oregon*		TBA
Thu	F27	at California*	P12N	6 p.m. PT
Sat	M1	at Stanford*	P12N	7:30 p.m. PT
Thu.-Sun.	M6-9	Pac-12 Tournament, <i>Seattle, Wash.</i>		

* Pac-12 Conference game.
P12N indicates game televised on the Pac-12 Networks.
All times local to site & subject to change.

SERIES

BYU	4-3
Fresno State	2-7
Cal State Northridge	2-0
Dayton	1st Mtg
Gonzaga	18-6
Hawai'i	1-5
Nebraska	0-4
Ole Miss	1st Mtg
Seattle	8-2
Syracuse	0-1
UC Riverside	1-1
West Virginia	1st Mtg
Arizona	23-33
Arizona State	17-38
California	21-38
Colorado	1-3
Oregon	14-60
Oregon State	30-46
Stanford	0-55
UCLA	7-48
USC	14-43
Utah	2-10
Washington	17-67

HISTORY

All-Time Record	450-684
First Year	1970-71
Pac-12 Record	122-376
Pac-12 Tourney	3-12
NCAA Record	0-1
WNIT Record	0-0

2012-13 RESULTS

Date	Opponent	Score	Hi Points	Hi Reb
N10	at Minnesota	LOT, 83-87	33-Galdeira	7-Romberg
N11	vs. South Dakota State	LOT, 56-65	13-Presley	10-Potter
N16	Monmouth	W, 79-69	24-Noyes	13-Galdeira
N18	Wisconsin	L, 44-52	15-Galdiera	5-Potter
N24	BYU	W, 67-52	15-Galdiera	9-Romberg
N28	at UC Riverside	L, 65-71	22-Presley	10-Presley
N30	at Fresno State	L, 59-82	11-Thomas	5-Thomas
				5-Dheensaw
D15	Ohio State	W, 62-55	15-Galdiera	7-Presley
D18	at Louisville	L, 39-75	13-Galdiera	7-Edmondson
D21	at Syracuse	L, 51-64	16-Galdiera	6-Galdiera
D29	at Gonzaga	W, 57-51	15-Presley	8-Galdiera
J4	Arizona	L, 65-71	17-Galdiera	9-Noyes
J6	Arizona State	W, 77-65	27-Presley	7-Thomas
J11	at UCLA	L, 52-78	16-Presley	8-Potter
J13	at USC	L, 59-61	25-Presley	6-Romberg
J15	at Washington	L, 53-60	14-Galdiera	12-Galdiera
J20	Washington	L, 72-79	15-Presley	6-Cooks
J25	Oregon	L, 68-70	16-Presley	8-Cooks
J27	Oregon State	WOT, 76-73	22-Galdiera	7-Romberg
F1	at Arizona State	W, 54-43	20-Galdiera	8-Galdiera
F3	at Arizona	W, 60-50	21-Galdiera	10-Cooks
F8	USC	W, 57-54	11-Awa	6-Galdiera
F10	UCLA	L, 65-80	19-Galdiera	4-Galdiera
F15	at Oregon State	W, 51-49	17-Galdiera	6-Romberg
F17	at Oregon	L, 60-65	19-Galdiera	7-Romberg
F22	at Colorado	L, 45-59	12-Galdiera	7-Galdiera
F24	at Utah	L, 47-59	14-Galdiera	5-Romberg
F28	California	L, 60-73	18-Galdiera	7-Galdiera
M2	Stanford	L, 50-72	8-Galdiera	7-Galdiera
M7	vs. Arizona State ^{P12}	W, 48-41	17-Galdiera	8-Dheensaw
				8-Galdiera
M8	vs. Stanford ^{P12}	L, 60-79	16-Galdiera	5-Cooks

P12 indicates Pac-12 Tournament game.

2012-13 WASHINGTON STATE STATISTICS

Overall: 11-20, Pac-12: 6-12/8th • Home: 6-7 • Away: 4-11 • Neutral: 1-2

#	PLAYER	G-GS	MIN-AVG	FG-FGA	FG%	3P-ATT	3P%	FT-FTA	FT%	OFF	DEF	TOT	AVG	PF-D	AST	TO	BLK	STL	PTS-AVG
03	Galdeira, Lia	31-28	828-26.7	174-487	.357	41-153	.268	70-91	.769	46	115	161	5.2	70-1	52	88	5	86	459-14.8
	Conference-Only	18-18	490-27.2	103-294	.350	24-95	.253	36-49	.735	35	60	95	5.3	43-1	33	57	4	49	266-14.8
05	Presley, Tia	18-18	507-28.2	89-197	.452	15-53	.283	46-63	.730	31	47	78	4.3	57-3	52	49	0	41	239-13.3
	Conference-Only	7-7	205-29.3	42-88	.477	9-26	.346	17-20	.850	15	17	32	4.6	20-1	14	20	0	14	110-15.7
22	Romberg, Sage	31-29	710-22.9	72-202	.356	23-73	.315	21-27	.778	37	98	135	4.4	37-0	31	40	20	20	188-6.1
	Conference-Only	18-16	422-23.4	45-125	.360	15-44	.341	16-21	.762	17	58	75	4.2	26-0	12	19	12	12	121-6.7
34	Cooks, Mariah	31-2	377-12.2	62-164	.378	9-33	.273	43-68	.632	38	69	107	3.5	61-0	13	51	7	23	176-5.7
	Conference-Only	18-2	260-14.4	39-105	.371	8-24	.333	26-37	.703	30	45	75	4.2	45-0	11	40	6	20	112-6.2
33	Noyes, Carly	31-31	700-22.6	80-178	.449	0-0	.000	12-29	.414	48	49	97	3.1	64-1	12	33	32	8	172-5.5
	Conference-Only	18-18	388-21.6	38-95	.400	0-0	.000	7-16	.438	30	27	57	3.2	40-1	9	17	21	5	83-4.6
12	Edmondson, Taylor	31-0	444-14.3	40-140	.286	11-49	.224	30-39	.769	23	47	70	2.3	22-0	23	36	3	11	121-3.9
	Conference-Only	18-0	294-16.3	30-102	.294	8-38	.211	26-33	.788	15	31	46	2.6	14-0	13	25	2	8	94-5.2
42	Potter, Hana	30-0	341-11.4	34-98	.347	4-16	.250	12-32	.375	38	37	75	2.5	36-1	14	28	4	9	84-2.8
	Conference-Only	18-0	168-9.3	17-42	.405	0-1	.000	9-22	.409	20	18	38	2.1	12-0	6	14	2	3	43-2.4
23	Dheensaw, Shalie	29-0	366-12.6	29-92	.315	0-0	.000	19-24	.792	23	70	93	3.2	46-2	12	30	25	11	77-2.7
	Conference-Only	16-0	197-12.3	19-57	.333	0-0	.000	7-7	1.000	8	42	50	3.1	24-1	7	16	14	8	45-2.8
11	Awa, Dawnyelle	31-13	525-16.9	26-79	.329	4-29	.138	24-33	.727	13	40	53	1.7	34-0	68	55	7	38	80-2.6
	Conference-Only	18-11	340-18.9	17-50	.340	4-20	.200	15-19	.789	11	23	34	1.9	18-0	44	31	2	29	53-2.9
04	Grad, Katie	30-12	440-14.7	26-77	.338	5-20	.250	13-24	.542	20	44	64	2.1	33-0	7	25	0	21	70-2.3
	Conference-Only	18-10	290-16.1	18-51	.353	2-13	.154	9-16	.563	13	26	39	2.2	21-0	7	11	0	11	47-2.6
24	Thomas, Brandi	30-16	404-13.5	26-95	.274	8-27	.296	5-6	.833	7	39	46	1.5	20-0	13	20	9	10	65-2.2
	Conference-Only	17-5	176-10.4	9-44	.205	2-10	.200	5-6	.833	1	17	18	1.1	5-0	6	8	5	3	25-1.5
10	Williamson, Alexas	20-0	228-11.4	17-40	.425	3-13	.231	2-4	.500	5	17	22	1.1	14-0	22	12	1	6	39-2.0
	Conference-Only	13-0	180-13.8	14-33	.424	2-11	.182	2-4	.500	4	12	16	1.2	10-0	16	8	1	6	32-2.5
02	Amojo, Ireti	31-6	404-13.0	21-103	.204	7-52	.135	6-8	.750	7	36	43	1.4	27-0	15	25	1	11	55-1.8
	Conference-Only	18-3	201-11.2	12-58	.207	3-27	.111	4-4	1.000	2	23	25	1.4	15-0	11	11	1	5	31-1.7
30	Tinjum, Whitney	12-0	26-2.2	5-11	.455	2-7	.286	4-6	.667	2	6	8	0.7	3-0	1	5	0	1	16-1.3
	Conference-Only	7-0	14-2.0	2-6	.333	1-5	.200	4-4	1.000	2	3	5	0.7	1-0	1	5	0	0	9-1.3
	TEAM									84	85	169	5.5	0		7			
	Total	31		701-1963	.357	132-525	.251	307-454	.676	422	799	1221	39.4	524-8	335	504	114	296	1841-59.4
	Conference-Only	18		405-1150	.352	78-314	.248	183-258	.709	259	452	711	39.5	294-4	190	288	70	173	1071-59.5
	Opponents	31		736-1901	.387	167-571	.292	365-528	.691	454	908	1362	43.9	431-0	417	556	92	258	2004-64.6
	Conference-Only	18		423-1086	.390	106-325	.326	209-295	.708	257	517	774	43.0	238-5	246	327	54	139	1161-64.5

FINAL PAC-12 WOMEN'S BASKETBALL STANDINGS

	CONFERENCE					OVERALL					STREAK	LAST 5	TOP 25	
	W	L	PCT	H	A	W	L	PCT	H	A				N
Stanford**%^	17	1	.944	8-1	9-0	33	3	.917	12-2	15-0	5-1	L1	4-1	10-3
California**^	17	1	.944	8-1	9-0	32	4	.889	15-1	12-1	4-2	L1	4-1	7-4
UCLA^	14	4	.778	7-2	7-2	26	8	.765	11-4	10-2	5-2	L1	3-2	4-6
Colorado^	13	5	.722	7-2	6-3	25	7	.781	15-3	9-3	1-1	L2	3-2	1-6
Washington®	11	7	.611	6-3	5-4	21	12	.636	11-5	9-6	1-1	L1	2-3	0-7
Utah®	8	10	.444	5-4	3-6	23	14	.622	12-6	10-7	1-1	L1	4-1	0-7
USC	7	11	.389	3-6	4-5	11	20	.355	5-12	5-7	1-1	L1	2-3	0-11
Washington State	6	12	.333	3-6	3-6	11	20	.355	6-7	4-11	1-2	L1	1-4	1-8
Arizona State	5	13	.278	3-6	2-7	13	18	.419	7-8	4-8	2-2	L3	2-3	0-6
Arizona	4	14	.222	2-7	2-7	12	18	.400	5-8	6-8	1-2	L5	0-5	0-6
Oregon State	4	14	.222	2-7	2-7	10	21	.323	6-9	2-8	2-4	L2	1-4	0-11
Oregon	2	16	.111	1-8	1-8	4	27	.129	3-13	1-11	0-3	L5	0-5	0-10



JOHN R. WOODEN
COACH OF THE YEAR
Tara VanDerveer
Stanford



FRESHMAN OF THE YEAR
Arielle Roberson
Colorado

CALIFORNIA handed STANFORD its first Conference loss since 2010 to challenge the Cardinal reign on top of the Pac-12 standings and earn a share of the Pac-12 title. The 2003-04 season was the last time the Cardinal had failed to earn the regular season title outright. Stanford went on to win their seventh-straight Pac-12 tournament title and advanced to the Sweet 16, their sixth-consecutive appearance in the round of 16 or better.

A total of six teams advanced to post-season play as UCLA and COLORADO joined Cal and Stanford in the NCAA Tournament and UTAH and WASHINGTON earned WNIT bids. The Buffs reached the tournament after an eight-year drought while the Bruins returned after a one-year absence and advanced to the second round. Washington advanced to the second round or better in the WNIT for the second-straight year. UTAH made an impressive post-season run winning five straight games, including two overtime victories, to reach the WNIT final. Overall, Pac-12 teams posted a 12-4 postseason record in games versus non-conference opponents and four teams finished in the top-25 AP rankings.



PLAYER OF THE YEAR
DEFENSIVE PLAYER OF THE YEAR
Chiney Ogwumike
Stanford

Chiney Ogwumike, sister of former Stanford and Pac-12 Standout Nnemkadi Ogwumike, was a consensus All-American and Pac-12 Defensive Player of the Year for the second-straight year. She added Pac-12 Player of the Year to her list of accolades and still has one year of eligibility left as a Cardinal. Pac-12 Freshman of the Year honors went to Colorado's **Arielle Roberson**, the first Buff to earn the postseason honor since the Buffs joined the Pac-12. California's **Gennifer Brandon** and **Layshia Clarendon**, Colorado's **Chucky Jeffery**, Utah's **Michelle Plouffe**, and UCLA's **Markel Walker** garnered Honorable Mention *Associated Press* All-America nods, as well. **Tara VanDerveer**, who was enshrined in the Naismith Memorial Basketball Hall of Fame two summers ago, was named the John R. Wooden Coach of the Year for the 13th time in 27 years at the helm. She's only the eighth female coach to be inducted.

POSTSEASON RESULTS

NCAA CHAMPIONSHIP

FIRST ROUND

- #1 STANFORD def #16 Tulsa, 72-56
- #2 CALIFORNIA def. #15 Fresno State, 90-76
- #3 UCLA def #14 Stetson, 66-49
- #12 Kansas def #5 COLORADO, 67-52

SECOND ROUND

- #1 STANFORD def. #8 Michigan, 73-40
- #2 CALIFORNIA def. #10 South Florida, 82-78 (OT)
- #6 Oklahoma def #3 UCLA, 85-72

SWEET SIXTEEN

- #4 Georgia def. #1 STANFORD, 61-59
- #2 CALIFORNIA def #6 LSU, 73-63

ELITE EIGHT

- #2 CALIFORNIA def. #4 Georgia, 65-62 (OT)

FINAL FOUR

- #5 Louisville def. #2 CALIFORNIA, 64-57

WNIT

FIRST ROUND

- UTAH def. Long Beach State, 56-49
- WASHINGTON def. Eastern Washington, 65-60 (OT)

SECOND ROUND

- UTAH def. San Diego, 61-50
- Pacific def. WASHINGTON, 85-78

QUARTERFINAL ROUND

- UTAH def. Pacific, 60-55 (OT)

SEMIFINAL ROUND

- UTAH def. Kansas State, 54-46

CHAMPIONSHIP GAME

- Drexel def. UTAH, 46-43

PAC-12 PLAYERS OF THE WEEK

- Nov. 12 Chiney Ogwumike, STAN
Arielle Roberson, COLO (FR)
- Nov. 19 Chiney Ogwumike, STAN
Jillian Alleyne, ORE (FR)
- Nov. 26 Markel Walker, UCLA
Arielle Roberson, COLO (FR)
- Dec. 3 Taryn Wicijowski, UTAH
Arielle Roberson, COLO (FR)
- Dec. 10 Alyssa Brewer, UCLA
Jillian Alleyne, ORE (FR)
- Dec. 17 Chucky Jeffery, COLO
Lia Galdeira, WSU (FR)
- Dec. 24 Chiney Ogwumike, STAN
Lia Galdeira, WSU (FR)
- Dec. 31 Nirra Fields, UCLA
Nirra Fields, UCLA (FR)
- Jan. 7 Cassie Harberts, USC
Talia Walton, WASH
- Jan. 14 Atonye Nyingifa, UCLA
Jamie Weisner, OSU (FR)
- Jan. 21 Gennifer Brandon, CAL
Jamie Weisner, OSU (FR)
- Jan. 28 Chiney Ogwumike, STAN
Talia Walton, WASH (FR)
- Feb. 4 Chiney Ogwumike, STAN
Lia Galdeira, WSU (FR)
- Feb. 11 Chucky Jeffery, COLO
Talia Walton, COLO (FR)
- Feb. 18 Kristi Kingma, WASH
Jillian Alleyne, ORE (FR)
- Feb. 26 Davellyn Whyte, ARIZ
Arielle Roberson, COLO (FR)
- Mar. 4 Chiney Ogwumike, STAN
Arielle Roberson, COLO (FR)

*USBWA National Player of the Week (FR) - Freshman of the Week

FINAL NATIONAL RANKINGS

	AP	WBCA
Stanford.....	4	5
California.....	6	7
UCLA.....	11	15
Colorado.....	19	RV

ALL-PAC-12 TEAM

Name	School	Pos.	Yr.	Hometown
Brittany Boyd	California	G	So.	Berkeley, Calif.
Gennifer Brandon	California	F	Jr.	Sylmar, Calif.
Alyssia Brewer	UCLA	F	Sr.	Tulsa, Okla.
Layshia Clarendon**	California	G	Sr.	San Bernardino, Calif.
Jazmine Davis*	Washington	G	So.	San Jose, Calif.
Cassie Harberts	USC	F	Jr.	San Clemente, Calif.
Chucky Jeffery**	Colorado	G	Sr.	Colorado Springs, Colo.
Kristi Kingma**	Washington	G/F	Sr.	Mill Creek, Wash.
Atonye Nyngifa	UCLA	F	Jr.	Torrance, Calif.
Chiney Ogwumike***	Stanford	F	Jr.	Cypress, Texas
Amber Orrange	Stanford	G	So.	Houston, Texas
Michelle Plouffe	Utah	F	Jr.	Edmonton, Alberta
Joslyn Tinkle	Stanford	F	Sr.	Missoula, Mont.
Markel Walker**	UCLA	G/F	Sr.	Philadelphia, Pa.
Davellyn Whyte****	Arizona	G	Sr.	Phoenix, Ariz.

two-time All-Pac-12 honoree; *three-time All-Pac-12 honoree

HONORABLE MENTION (receiving at least one point): Jillian Alleyne, ORE (Fr., F); Ariya Crook, USC (G, So.); Janae Fulcher, ASU (F, RS-Sr.); Lia Galdeira, WSU (G, Fr.); Tia Presley, WSU (G, So.); Jen Reese, COLO (So., F); Arielle Roberson, COLO (F, RS-Fr.); Iwalani Rodrigues, UTAH (G, RS-Sr.); Talia Walton, WASH (F, RS-Fr.); Jamie Weisner, OSU (G, Fr.); Taryn Wicijowski, UTAH (F, RS-Jr.).

PAC-12 ALL-FRESHMAN TEAM

Name	School	Pos.	Ht.	Hometown
Jillian Alleyne	Oregon	F	6-3	Fontana, Calif.
Lia Galdeira	Washington State	G	5-11	Kamuela, Hawaii
Arielle Roberson	Colorado	F	6-1	San Antonio, Texas
Talia Walton	Washington	F	6-2	Tacoma, Wash.
Jamie Weisner	Oregon State	G	5-10	Clarkston, Wash.

HONORABLE MENTION (receiving at least one point): Brianna Barrett (USC, G); Nirra Fields (UCLA, G); Kari Korver (UCLA, G); Haley Videckis (ASU, F).

PAC-12 ALL-DEFENSIVE TEAM

Name	School	Pos.	Yr.	Hometown
Chiney Ogwumike	Stanford	F	Jr.	Cypress, Texas
Eliza Pierre	California	G	Sr.	Pasadena, Calif.
Markel Walker	UCLA	G/F	Sr.	Philadelphia, Pa.
Aminah Williams	Washington	F	So.	Seattle, Wash.
Brittany Wilson	Colorado	G	Jr.	Long Beach, Calif.

HONORABLE MENTION (receiving at least one vote): Promise Amukumara, ASU (G, So.); Brianna Barrett, USC (G, Fr.); Layshia Clarendon, CAL (G, Sr.); Lia Galdeira, WSU (G, Fr.); Rachel Hargis, COLO (C, Jr.); Chucky Jeffery, COLO (G, Sr.); Michelle Plouffe, UTAH (F, Jr.); Arielle Roberson, COLO (F, RS-Fr.); Davellyn Whyte, ARIZ (G, Sr.).

ACADEMIC ALL-PAC-12 TEAM

FIRST TEAM

Name	School	Yr.	GPA	Major
Chelsea Bridgewater	Utah	Sr.	3.81	Psychology/Political Science
Kristi Kingma	Washington	Sr.	3.94	Communication
Rachel Messer	Utah	Sr.	3.83	Management
Taryn Wicijowski	Utah	Jr.	3.93	Biology/Psychology
Mariah Williams	UCLA	Sr.	3.89	Political Science

SECOND TEAM

Name	School	Yr.	GPA	Major
Layshia Clarendon	California	Sr.	3.47	American Studies
Katie Grad	Washington State	Sr.	3.80	Sport Management
Lexy Kresl	Colorado	So.	3.52	Integrative Psychology
Eliza Normen	Arizona State	Fr.	3.57	Biomedical Engineering
Carly Noyes	Washington State	Sr.	3.49	Elementary Education

HONORABLE MENTION: Ireti Amojó, Jr., WSU; Liz Brenner, So., ORE; Joy Burke, Jr., ASU; Talia Caldwell, Sr., CAL; Amanda Delgado, So., ORE; Ciera Dunbar, So. UTAH; Janae Fulcher, Sr., ASU; Cassie Harberts, Jr., USC; Rachel Hargis, Jr., COLO; Toni Kokenis, Jr., STAN; Thea Lemberger, Jr., UCLA; Jordan Loera, So., ORE; Danielle Love, Jr., ORE; Mikayla Lyles, Jr., CAL; Christina Marinacci, Sr., USC; Alyssa Martin, Jr., OSU; Chiney Ogwumike, Jr., STAN; Kate Oliver, Jr., USC; Erica Payne, So., STAN; Eliza Pierre, Sr., CAL; Michelle Plouffe, Jr., UTAH; Mikaela Ruef, Sr., STAN; Bonnie Samuelson, So., STAN; Mercedes Wetmore, Jr., WASH; Aminah Williams, So., WASH.

PAC-12 SCHOLAR-ATHLETE OF THE YEAR

Layshia Clarendon, Sr., California

POSTSEASON HONORS

STATE FARM/WBCA WADE TROPHY

Preseason Candidates
Chiney Ogwumike, Stanford
Gennifer Brandon, California
Layshia Clarendon, California

SENIOR CLASS AWARD

Preseason Candidates
Layshia Clarendon, California

WOODEN AWARD

Preseason Candidates
Jasmine Dixon, UCLA
Chiney Ogwumike, Stanford

NAISMITH AWARD CANDIDATES

Layshia Clarendon, California (Pre/Midseason)
Chiney Ogwumike, Stanford (Pre/Midseason)
Markel Walker, UCLA (Preseason)

USBWA ANN MEYERS DRYSDALE AWARD

Midseason Candidates
Gennifer Brandon, California
Chiney Ogwumike, Stanford

PRESEASON ALL-AMERICA

Chiney Ogwumike, Stanford AP, ESPN

NATIONAL PLAYER OF THE WEEK

Chiney Ogwumike, STAN..... ESPNW/Nov. 18
Chucky Jeffery, COLO...ESPNW,USBWA/Dec. 17
Gennifer Brandon, CALESPNW/Jan. 22

COSIDA ACADEMIC ALL-AMERICA

Chiney Ogwumike, STAN..... 1st team

WBCA ALL-REGION 8

Gennifer Brandon, California
Layshia Clarendon, California
Chucky Jeffery, Colorado
Chiney Ogwumike, Stanford

NAISMITH COACH OF THE YEAR FINALIST

Lindsay Gottlieb, California

WBCA REGION 8 COACH OF THE YEAR

Tara VanDerveer, Stanford

ASSOCIATED PRESS ALL-AMERICAN

Chiney Ogwumike, STAN..... 1st team
Gennifer Brandon, CAL HM
Layshia Clarendon, CAL HM
Chucky Jeffery, COLO..... HM
Michelle Plouffe, UTAH HM
Markel Walker, UCLA HM

FIRST TEAM ALL-AMERICAN

Chiney Ogwumike, STAN... Wooden/USBWA/AP

WBCA DEFENSIVE

PLAYER OF THE YEAR FINALIST

Chiney Ogwumike, STAN

NCAA SPOKAKE REGION ALL-TOURNAMENT

Layshia Clarendon, California - MOP
Afure Jemerigbe, California
Chiney Ogwumike, Stanford

SENIOR CLASS ALL-AMERICAN

Layshia Clarendon, CAL 1st team

WBCA ADMINISTRATOR OF THE YEAR

Teresa Gould, Deputy Dir. of Athletics/SWA, CAL

SCORING

##	Player-Team	Cl	G	FG	3FG	FT	Pts	Avg/G
1.	Ogwumike, Chiney-STAN	JR	36	317	1	170	805	22.4
2.	Davis, Jazmine-WASH	SO	30	184	7	139	578	19.3
3.	Harberts, Cassie-USC	JR	31	172	8	207	559	18.0
4.	Plouffe, Michelle-UTAH	JR	37	224	58	129	635	17.2
5.	Whyte, Davellyn-ARIZ	SR	30	156	70	123	505	16.8
6.	Clarendon, Layshia-CAL	SR	36	220	41	109	590	16.4
7.	Galdeira, Lia-WSU	FR	31	174	41	70	459	14.8
8.	Wicijowski, Taryn-UTAH	JR	34	180	2	123	485	14.3
9.	Jeffery, Chucky-COLO	SR	31	163	23	77	426	13.7
10.	Walton, Talia-WASH	FR	32	166	57	46	435	13.6
11.	Kingma, Kristi-WASH	SR	33	137	86	85	445	13.5
12.	Crook, Ariya-USC	SO	30	124	55	98	401	13.4
13.	Alleyne, Jillian-ORE	FR	31	155	0	92	402	13.0
14.	Weisner, Jamie-OSU	FR	31	141	48	59	389	12.5
15.	Boyd, Brittany-CAL	SO	35	150	29	109	438	12.5
16.	Brandon, Gennifer-CAL	JR	35	170	0	89	429	12.3
17.	Roberson, Arielle-COLO	FR	32	134	21	97	386	12.1
18.	Tinkle, Joslyn-STAN	SR	36	175	39	34	423	11.8
19.	Nyingifa, Atonye-UCLA	JR	34	160	1	73	394	11.6
20.	Rodrigues, Iwalani-UTAH	SR	37	170	43	42	425	11.5

REBOUNDING

##	Player-Team	Cl	G	OFF	DEF	TOT	Avg/G
1.	Ogwumike, Chiney-STAN	JR	36	166	300	466	12.9
2.	Alleyne, Jillian-ORE	FR	31	129	241	370	10.9
3.	Brandon, Gennifer-CAL	JR	35	151	238	389	11.1
4.	Williams, Aminah-WASH	SO	33	135	221	356	10.8
5.	Plouffe, Michelle-UTAH	JR	37	63	284	347	9.4
6.	Harberts, Cassie-USC	JR	31	114	140	254	8.2
7.	Jeffery, Chucky-COLO	SR	31	59	195	254	8.2
8.	Brewer, Alyssia-UCLA	SR	33	89	165	254	7.7
9.	Caldwell, Talia-CAL	SR	36	153	110	263	7.3
10.	Wicijowski, Taryn-UTAH	JR	34	93	154	247	7.3

FIELD GOAL PCT (Min. 3.0 made per game)

##	Player-Team	Cl	G	FG	FGA	Pct
1.	Ogwumike, Chiney-STAN	JR	36	317	541	586
2.	Caldwell, Talia-CAL	SR	36	129	226	571
3.	Wicijowski, Taryn-UTAH	JR	34	180	334	523
4.	Fulcher, Janae-ASU	SR	30	135	261	517
5.	Gray, Reshanda-CAL	SO	33	101	198	510
6.	Williams, Aminah-WASH	SO	33	123	249	494
7.	Nyingifa, Atonye-UCLA	JR	34	160	332	482
8.	Brewer, Alyssia-UCLA	SR	33	151	316	478
9.	Orange, Amber-STAN	SO	36	160	345	464
10.	Tinkle, Joslyn-STAN	SR	36	175	380	461

ASSISTS

##	Player-Team	Cl	G	Assists	Avg/G
1.	Walker, Markel-UCLA	SR	33	187	5.70
2.	Whyte, Davellyn-ARIZ	SR	30	155	5.20
3.	Boyd, Brittany-CAL	SO	35	153	4.40
4.	Orange, Amber-STAN	SO	36	147	4.10
5.	Jeffery, Chucky-COLO	SR	31	123	4.00
6.	Wetmore, Mercedes-WASH	JR	32	109	3.40
7.	Davis, Jazmine-WASH	SO	30	95	3.20
8.	Barrett, Brianna-USC	FR	31	95	3.10
9.	Rodrigues, Iwalani-UTAH	SR	37	108	2.90
10.	Crook, Ariya-USC	SO	30	87	2.90

FREE THROW PCT (Min. 2.0 made per game)

##	Player-Team	Cl	G	FTM	FTA	Pct
1.	Galland, Devyn-ORE	FR	30	84	96	875
2.	Kingma, Kristi-WASH	SR	33	85	103	825
3.	Ogwumike, Chiney-STAN	JR	36	170	219	776
4.	Crook, Ariya-USC	SO	30	98	127	772
5.	Galdeira, Lia-WSU	FR	31	70	91	769
6.	Wilson, Brittany-COLO	JR	32	64	84	762
7.	Whyte, Davellyn-ARIZ	SR	30	123	163	755
8.	Wicijowski, Taryn-UTAH	JR	34	123	163	755
9.	Nyingifa, Atonye-UCLA	JR	34	73	97	753
10.	Gloyd, Alli-ARIZ	JR	30	65	88	739

STEALS

##	Player-Team	Cl	G	Steals	Avg/G
1.	Galdeira, Lia-WSU	FR	31	86	2.80
2.	Boyd, Brittany-CAL	SO	35	92	2.60
3.	Whyte, Davellyn-ARIZ	SR	30	78	2.60
4.	Walker, Markel-UCLA	SR	33	83	2.50
5.	Jeffery, Chucky-COLO	SR	31	67	2.20
6.	Williams, Aminah-WASH	SO	33	71	2.20
7.	Griffitts, Kama-ARIZ	JR	26	53	2.00
8.	Plouffe, Michelle-UTAH	JR	37	72	1.90
9.	Amukamara, Promise-ASU	SO	31	59	1.90
10.	Gibson, Ali-OSU	SO	31	54	1.70

3-POINT FG PCT (Min. 1.0 made per game)

##	Player-Team	Cl	G	3FG	FGA	Pct
1.	Messer, Rachel-UTAH	SR	37	37	84	440
2.	Weisner, Jamie-OSU	FR	31	48	129	372
3.	Davis, Jazmine-WASH	SO	30	71	199	357
4.	Plouffe, Michelle-UTAH	JR	37	58	165	352
5.	Samuelson, Bonnie-STAN	SO	35	49	140	350
6.	Korver, Kari-UCLA	FR	34	38	110	345
7.	Rodrigues, Iwalani-UTAH	SR	37	43	125	344
8.	James, Sara-STAN	JR	34	37	112	330
9.	Crook, Ariya-USC	SO	30	55	167	329
10.	Clarendon, Layshia-CAL	SR	36	41	126	325

3-POINT FG MADE

##	Player-Team	Cl	G	3FG	Avg/G
1.	Kingma, Kristi-WASH	SR	33	56	2.60
2.	Davis, Jazmine-WASH	SO	30	71	2.40
3.	Whyte, Davellyn-ARIZ	SR	30	70	2.30
4.	Griffitts, Kama-ARIZ	JR	26	60	2.30
5.	Delgado, Amanda-ORE	SO	26	59	2.30
6.	Crook, Ariya-USC	SO	30	55	1.80
7.	Walton, Talia-WASH	FR	32	57	1.80
8.	Plouffe, Michelle-UTAH	JR	37	58	1.60
9.	Weisner, Jamie-OSU	FR	31	48	1.50
10.	Samuelson, Bonnie-STAN	SO	35	49	1.40

BLOCKED SHOTS

##	Player-Team	Cl	G	Blocks	Avg/G
1.	Tinkle, Joslyn-STAN	SR	36	66	1.80
2.	Walton, Talia-WASH	FR	32	58	1.80
3.	Bright, Patricia-OSU	SR	29	51	1.80
4.	Ogwumike, Chiney-STAN	JR	36	62	1.70
5.	Alleyne, Jillian-ASU	FR	31	40	1.30
6.	Oliver, Kate-USC	JR	25	30	1.20
7.	Hamblin, Ruth-OSU	FR	28	32	1.10
8.	Carpenter, Megan-ORE	SO	30	34	1.10
9.	Plouffe, Michelle-UTAH	JR	37	41	1.10
10.	Hargis, Rachel-COLO	JR	31	34	1.10

ASSIST/TURNOVER RATIO (Min. 3.0 assists/game)

##	Player-Team	Cl	G	Asst	Turn	Ratio
1.	Wetmore, Mercedes-WASH	JR	32	109	64	1.7
2.	Orrange, Amber-STAN	SO	36	147	92	1.6
3.	Boyd, Brittany-CAL	SO	35	153	106	1.4
4.	Jeffery, Chucky-COLO	SR	31	123	92	1.3
5.	Walker, Markel-UCLA	SR	33	187	144	1.3
6.	Barrett, Brianna-USC	FR	31	95	74	1.3
7.	Whyte, Davellyn-ARIZ	SR	30	155	147	1.1
8.	Davis, Jasmine-WASH	SO	30	95	103	0.9

OFFENSIVE REBOUNDS

##	Player-Team	Cl	G	No.	Avg/G
1.	Ogwumike, Chiney-STAN	JR	36	166	4.6
2.	Brandon, Gennifer-CAL	JR	35	151	4.3
3.	Caldwell, Talia-CAL	SR	36	153	4.3
4.	Alleyne, Jillian-UTAH	FR	31	129	4.2
5.	Williams, Aminah-WASH	SO	33	135	4.1
6.	Harberts, Cassie-USC	JR	31	114	3.7
7.	Roberson, Arielle-COLO	FR	32	96	3.0
8.	Nyingifa, Atonye-UCLA	JR	34	100	2.9
9.	Wicijowski, Taryn-UTAH	JR	34	93	2.7
10.	Brewer, Alyssia-UCLA	SR	33	89	2.0

DEFENSIVE REBOUNDS

##	Player-Team	Cl	G	No.	Avg/G
1.	Ogwumike, Chiney-STAN	JR	36	300	8.3
2.	Alleyne, Jillian-UTAH	FR	31	241	7.8
3.	Plouffe, Michelle-UCLA	JR	37	284	7.7
4.	Brandon, Gennifer-CAL	JR	35	238	6.8
5.	Williams, Aminah-WASH	SO	33	221	6.7
6.	Jeffery, Chucky-COLO	SR	31	195	6.3
7.	Walton, Talia-WASH	FR	32	167	5.2
8.	Brewer, Alyssia-UCLA	SR	33	165	5.0
9.	Walker, Markel-UCLA	SR	33	164	5.0
10.	Ruef, Mikaela-STAN	JR	36	178	4.9

MINUTES PLAYED

##	Player-Team	Cl	G	Min	Avg/G
1.	Davis, Jazmine-WASH	SO	30	1132	37.7
2.	Kingma, Kristi-WASH	SR	33	1242	37.6
3.	Harberts, Cassie-USC	JR	31	1152	37.2
4.	Rodrigues, Iwalani-UTAH	SR	37	1349	36.5
5.	Clarendon, Layshia-CAL	SR	36	1278	35.5
6.	Whyte, Davellyn-ARIZ	SR	30	1064	35.5
7.	Williams, Aminah-WASH	SO	33	1159	35.1
8.	Plouffe, Michelle-UTAH	JR	37	1284	34.7
9.	Ogwumike, Chiney-STAN	JR	36	1240	34.4
10.	Wetmore, Mercedes-WASH	JR	32	1193	34.2

SCORING OFFENSE			
	G	Pts	Avg/G
1. California	36	2586	71.8
2. Stanford	36	2538	70.5
3. UCLA	34	2294	67.5
4. Washington	33	2156	65.3
5. Colorado	32	2081	65.0
6. Arizona	30	1875	62.5
7. USC	31	1905	61.5
8. Oregon	31	1885	60.8
9. Washington State	31	1841	59.4
10. Utah	37	2183	59.0
11. Arizona State	31	1825	58.9
12. Oregon State	31	1776	57.3

SCORING DEFENSE			
	G	Pts	Avg/G
1. Stanford	36	1870	51.9
2. Utah	37	1998	54.0
3. Colorado	36	1744	54.5
4. California	36	2105	58.5
5. Arizona State	31	1853	59.8
6. Oregon State	31	1863	60.1
7. UCLA	34	2052	60.4
8. Washington	33	2110	62.9
9. Washington State	31	2004	64.6
10. Arizona	30	1973	65.8
11. USC	31	2004	64.6
10. Arizona	30	1973	65.8

SCORING MARGIN			
	OFF	DEF	Margin
1. Stanford	70.5	51.9	+18.6
2. California	71.8	58.5	+13.4
3. Colorado	65.0	54.5	+10.5
4. UCLA	67.5	60.4	+7.1
5. Utah	59.0	54.0	+5.0
6. Washington	65.3	63.9	+1.4
7. Arizona State	58.9	59.8	-0.9
8. Oregon State	57.3	60.1	-2.8
9. Arizona	62.5	65.8	-3.3
10. USC	61.5	66.1	-4.6
11. Washington State	59.4	64.6	-5.3
12. Oregon	60.8	75.6	-14.8

FREE THROW PCT			
	FTM	FTA	Pct
1. Stanford	410	571	.718
2. Arizona	372	522	.713
3. Utah	397	563	.705
4. USC	476	680	.700
5. Oregon	369	533	.692
6. UCLA	436	632	.690
7. Colorado	419	610	.687
8. Washington	380	558	.681
9. Arizona State	319	471	.677
10. Washington State	307	454	.676
11. Oregon State	273	429	.636
12. California	503	825	.610

FIELD GOAL PCT			
	FG	FGA	Pct
1. Stanford	970	2133	.455
2. California	879	2283	.423
3. UCLA	879	2084	.422
4. Utah	789	1902	.415
5. Colorado	766	1942	.394
6. Arizona State	691	1790	.386
7. Oregon State	670	1773	.378
8. Arizona	670	1832	.366
9. USC	650	1781	.365
10. Washington State	701	1963	.357
11. Washington	757	2146	.353
12. Oregon	668	1978	.338

FIELD GOAL PCT DEFENSE			
	FG	FGA	Pct
1. Stanford	693	2192	.316
2. Oregon State	650	1881	.346
3. Colorado	608	1738	.350
4. Utah	742	2082	.356
5. UCLA	723	1980	.365
6. Washington	791	2103	.376
7. California	770	2037	.378
8. Washington State	736	1901	.387
9. Oregon	862	2202	.391
10. Arizona State	656	1662	.395
11. USC	736	1858	.396
12. Arizona	747	1831	.408

3-POINT FG PCT			
	FG	FGA	Pct
1. Utah	208	589	.353
2. Stanford	188	589	.319
3. Washington	262	827	.317
4. Arizona	163	535	.305
5. UCLA	100	329	.304
6. Colorado	130	429	.303
7. California	153	506	.302
8. Oregon State	163	559	.292
9. USC	129	448	.288
10. Oregon	180	678	.265
11. Arizona State	124	473	.262
12. Washington State	132	525	.251

3-PT FG PCT DEFENSE			
	FG	FGA	Pct
1. Stanford	141	599	.235
2. Utah	130	497	.262
3. Washington	199	699	.285
4. UCLA	163	566	.288
5. Washington State	167	571	.292
6. California	156	533	.293
7. Arizona	151	514	.294
8. Colorado	148	487	.304
9. Oregon State	156	490	.318
10. USC	159	495	.321
11. Arizona State	125	384	.326
12. Oregon	243	736	.330

REBOUNDING			
	G	Reb	Avg/G
1. California	36	1606	44.6
2. Oregon	31	1376	44.4
3. Colorado	32	1380	43.1
4. UCLA	34	1458	42.9
5. Stanford	36	1526	42.4
6. Oregon State	31	1275	41.1
7. USC	31	1226	39.5
8. Washington State	31	1221	39.4
9. Arizona	30	1171	39.0
10. Washington	33	1269	38.5
11. Arizona State	31	1176	37.9
12. Utah	37	1345	36.4

REBOUNDING MARGIN			
	Team	Opp	Margin
1. California	1606	1197	+11.4
2. Colorado	1380	1098	+8.8
3. Stanford	1526	1257	+7.5
4. UCLA	1458	1216	+7.1
5. Arizona State	1176	1114	+2.0
6. Utah	1645	1277	+1.8
7. USC	1226	1197	+0.9
8. Oregon State	1275	1249	+0.8
9. Oregon	1376	1381	-0.2
10. Arizona	1171	1237	-2.2
11. Washington State	1221	1362	-4.5
12. Washington	1269	1544	-8.3

BLOCKED SHOTS			
	G	Blocks	Avg/G
1. Oregon State	31	172	5.50
2. Stanford	36	186	5.20
3. Oregon	31	136	4.40
4. Colorado	32	133	4.20
5. USC	31	120	3.90
6. Washington State	31	114	3.70
7. Utah	37	127	3.40
8. Arizona State	31	104	3.40
9. Arizona	30	91	3.00
10. UCLA	34	103	3.00
11. Washington	33	99	3.00
12. California	36	98	2.70

ASSISTS			
	G	Assts	Avg/G
1. UCLA	34	556	16.4
2. Stanford	36	502	13.9
3. Arizona State	31	408	13.2
4. Colorado	32	420	13.1
5. California	36	467	13.0
6. USC	31	394	13.7
7. Arizona	30	379	12.6
8. Utah	37	451	12.2
9. Oregon State	31	344	11.1
10. Washington	33	362	11.0
11. Oregon	31	340	11.0
12. Washington State	31	335	10.8

STEALS			
	G	Steals	Avg/G
1. UCLA	34	338	9.9
2. Oregon	32	314	9.8
3. Washington State	31	296	9.5
4. Oregon State	30	276	9.2
5. UCLA	31	281	9.1
6. Arizona	33	295	8.9
7. California	36	317	8.8
8. Colorado	31	223	7.2
9. Stanford	31	200	6.5
10. USC	31	190	6.1
11. Washington	36	210	5.8
12. Utah	37	200	5.4

TURNOVER MARGIN			
	Team	Opp	Margin
1. Washington	394	571	+5.4
2. California	506	594	+2.4
3. Colorado	487	553	+2.1
4. Washington State	504	556	+1.7
5. Arizona State	557	566	+0.3
6. Stanford	428	435	+0.2
7. UCLA	609	612	+0.1
8. Arizona State	535	526	-0.3
9. USC	512	448	-2.1
10. Utah	520	424	-2.6
11. Oregon State	527	397	-4.2
12. Oregon	618	401	-7.0

ASSIST/TURNOVER RATIO			
	A	T	Ratio
1. Stanford	502	428	1.2
2. California	467	506	0.9
3. Washington	362	394	0.9
4. UCLA	556	609	0.9
5. Utah	351	520	0.9
6. Colorado	420	487	0.9
7. USC	494	512	0.8
8. Arizona State	408	535	0.8
9. Arizona	379	557	0.7
10. Washington State	335	504	0.7
11. Oregon State	344	527	0.7
12. Oregon	340	618	0.6

TEAM

MOST POINTS

100 Arizona vs Oregon, 1/3
 97 Washington at Oregon, 2/15

MARGIN OF VICTORY

49 (87-38) Stanford at UC Davis, 11/30
 48 (89-41) California vs Saint Mary's, 11/15
 48 (84-36) Oregon State vs St. Martin's, 12/9

MOST REBOUNDS

68 Oregon vs Portland State, 11/15
 66 California at Old Domion, 11/30

MOST FIELD GOALS MADE

40 Stanford at Santa Clara, 11/11
 38 California vs Saint Mary's, 11/15

MOST FIELD GOAL ATTEMPTS

86 Oregon vs Oklahoma, 11/24
 86 California vs USC, 1/17

HIGHEST FIELD GOAL PERCENTAGE

.638 (30-47) UCLA at Washington State, 2/10
 .635 (40-63) Stanford at Santa Clara, 11/11

MOST 3-POINT FG MADE

18 Washington at Oregon, 2/15
 15 Washington at Arizona State, 2/3

MOST 3-POINT FG ATTEMPTS

45 Oregon vs Saint Mary's, 11/11
 41 Washington at Oregon, 2/15

HIGHEST 3-PT PERCENTAGE

.857 (6-7) Stanford vs UCLA, 1/18
 .667 (2-3) Utah vs Arizona State, 1/20

MOST FREE THROWS MADE

35 USC vs Oregon State, 3/7
 28 Colorado vs Oregon State, 2/8

MOST FREE THROW ATTEMPTS

46 USC vs Oregon State, 3/7
 42 California vs Arizona, 2/10

HIGHEST FREE THROW PERCENTAGE

1.000 (11-11) Utah at Oregon, 3/3
 1.000 (10-10) Utah at Kansas State, 4/3
 1.000 (9-9) Stanford at Gonzaga, 12/2
 1.000 (9-9) Utah vs UCLA, 3/8
 1.000 (8-8) Arizona at Utah, 1/18
 1.000 (8-8) Arizona State at California, 2/8
 1.000 (7-7) Oregon State at Arizona, 1/11

MOST ASSISTS

27 Utah vs Utah State, 11/27
 25 UCLA vs Washington State, 1/11
 25 Arizona vs Oregon, 1/13
 25 Stanford at Oregon, 2/1
 25 Washington at Oregon, 2/15

MOST STEALS

23 UCLA vs Texas, 12/8
 19 USC vs UC Davis, 12/21

MOST BLOCKED SHOTS

12 Stanford at UC Davis, 11/30
 12 Oregon at Illinois, 12/12
 12 Oregon State vs Cal State Fullerton, 12/13

INDIVIDUAL

MOST POINTS

38 Jillian Alleyne, ORE vs Portland State, 11/15
 37 Jazmine Davis, WASH at USC, 1/11

MOST REBOUNDS

27 Jillian Alleyne, ORE vs Portland State, 11/15
 26 Gennifer Brandon, CAL vs USC, 1/17

MOST FIELD GOALS MADE

14 Chiney Ogwumike, STAN vs Pacific, 12/15
 13 Jillian Alleyne, ORE vs Portland State, 11/15
 13 Janae Fulcher, ASU vs Florida, 11/25
 13 Chiney Ogwumike, STAN vs Tulsa, 3/24

MOST FIELD GOAL ATTEMPTS

30 Layshia Clarendon, CAL vs USC, 1/17
 28 Jazmine Davis, WASH at USC, 1/11

HIGHEST FIELD GOAL PERCENTAGE

.909 (10-11) Talia Caldwell, CAL at Wshington, 3/2
 .889 (8-9) Atonye Nyingifa, UCLA vs Washington State, 1/11

MOST 3 PT FG MADE

11 Kristi Kingma, WASH at Oregon, 2/15
 7 Kama Griffiths, ARIZ at UNLV, 11/13
 7 Amanda Delgado, ORE at Washington State, 1/25

MOST 3 PT FG ATTEMPTS

17 Kristi Kingma, WASH at Oregon, 2/15
 15 Amanda Delgado, ORE vs Oklahoma, 11/24
 15 Jazmine Davis, WASH at USC
 15 Bonnie Samuelson, STAN at Washington, 2/28

HIGHEST 3 PT PERCENTAGE

1.000 (5-5) Lexy Kresl, COLO vs New Mexico, 12/29
 1.000 (5-5) Joslyn Tinkle, STAN vs Michigan, 3/26

MOST FREE THROWS MADE

15 Kristi Kingma, WASH vs Oregon State, 1/25
 12 Jillian Alleyne, ORE vs Portland State, 11/15
 12 Jazmine Davis, WASH at UCLA, 1/13
 12 Cassie Harberts, USC vs California, 2/17

MOST FREE THROW ATTEMPTS

20 Cassie Harberts, USC at Oregon State, 1/4
 19 Jillian Alleyne, ORE vs Portland State, 11/15

HIGHEST FREE THROW PERCENTAGE

1.000 (15-15) Kristi Kingma, WASH vs Oregon State, 1/25
 1.000 (10-10) Taryn Wicijowski, UTAH vs Southern Utah, 11/13
 1.000 (10-10) Atonye Nyingifa, UCLA vs Loyola Marymount, 12/2
 1.000 (9-9) Chiney Ogwumike, STAN at UC Davis, 11/30
 1.000 (9-9) Jazmine Davis, WASH vs Oregon, 3/7
 1.000 (8-8) Brittany Wilson, COLO vs Idaho, 11/11
 1.000 (8-8) Davellyn Whyte, ARIZ at Long Beach State, 12/2
 1.000 (8-8) Cassie Harberts, USC vs Washington, 1/11
 1.000 (8-8) Michelle Plouffe, UTAH vs Arizona State, 1/20
 1.000 (8-8) Ariya Crook, USC vs Arizona, 1/27
 1.000 (8-8) Jen Reese, COLO at Arizona State, 2/17
 1.000 (8-8) Lia Galdeira, WSU at Colorado, 2/22

MOST ASSISTS

14 Brittany Boyd, CAL vs Georgetown, 11/24
 11 Davellyn White, ARIZ at Washington State, 1/4
 11 Carissa Crutchfield, ARIZ vs Oregon, 1/13

MOST STEALS

10 Brittany Boyd, CAL at UCLA, 2/15
 8 Brittany Boyd, CAL vs Eastern Washington, 11/23
 8 Davellyn White, ARIZ at Long Beach State, 12/2
 8 Brianna Barrett, USC vs UC Davis, 12/21

MOST BLOCKED SHOTS

7 Joslyn Tinkle, STAN at UC Davis, 11/30
 7 Rachel Hargis, COLO vs Louisville, 12/14
 7 Joslyn Tinkle, STAN at South Carolina, 12/19

SCORING

##	Player-Team	Cl	G	FG	3FG	FT	Pts	Avg/G
1.	Ogwumike, Chiney-STAN	JR	18	164	0	101	429	23.8
2.	Davis, Jazmine-WASH	SO	15	86	31	81	284	18.9
3.	Harberts, Cassie-USC	JR	18	102	7	124	335	18.6
4.	Clarendon, Layshia-CAL	SR	18	123	18	52	316	17.6
5.	Plouffe, Michelle-UTAH	JR	18	103	22	76	304	16.9
6.	Whyte, Davellyn-ARIZ	SR	18	98	36	67	299	16.6
7.	Kingma, Kristi-WASH	SR	18	87	53	57	272	15.1
8.	Galdeira, Lia-WASH	FR	18	103	24	36	266	14.8
9.	Jeffery, Chucky-COLO	SR	18	97	16	48	258	14.3
10.	Walton, Talia-WASH	FR	17	92	33	23	240	14.1
11.	Weisner, Jamie-OSU	FR	18	92	31	39	254	14.1
12.	Crook, Ariya-USC	SO	18	72	35	63	242	13.4
13.	Nyingifa, Antonye-UCLA	JR	18	102	1	30	235	13.1
14.	Rodrigues, Iwalani-UTAH	SR	18	94	22	20	230	12.8
15.	Wicijowski, Taryn-UTAH	JR	15	71	0	46	188	12.5
16.	Tinkle, Joslyn-STAN	SR	18	88	23	14	213	11.8
17.	Fulcher, Janae-ASU	SR	17	77	2	41	197	11.6
18.	Brandon, Gennifer-UCLA	JR	17	74	0	46	194	11.4
19.	Alleyne, Jillian-ORE	FR	18	78	0	49	205	11.4
19.	Brewer, Alyssia-UCLA	SR	18	87	0	31	205	11.4

REBOUNDING

##	Player-Team	Cl	G	OFF	DEF	TOT	Avg/G
1.	Ogwumike, Chiney-STAN	JR	18	79	148	227	12.6
2.	Brandon, Gennifer-CAL	JR	17	80	112	192	11.3
3.	Alleyne, Jillian-ORE	FR	18	65	124	189	10.5
4.	Williams, Aminah-WASH	SO	18	65	118	183	10.2
5.	Jeffery, Chucky-COLO	SR	18	31	128	159	8.8
6.	Plouffe, Michelle-UTAH	JR	18	36	121	157	8.7
7.	Harberts, Cassie-USC	JR	18	71	81	152	8.4
8.	Caldwell, Talia-CAL	SR	18	78	62	140	7.8
9.	Walton, Talia-WASH	FR	17	34	92	126	7.4
10.	Brenner, Liz-ORE	SR	18	46	83	129	7.2
11.	Brewer, Alyssia-UCLA	SR	18	42	82	124	6.9
12.	Whyte, Davellyn-ARIZ	SR	18	34	88	122	6.8
13.	Ruef, Mikaela-UCLA	JR	15	36	85	121	6.7
14.	Walker, Markel-UCLA	SR	18	31	80	111	6.5
15.	Weisner, Jamie-OSU	FR	17	37	79	116	6.4
15.	Nyingifa, Antonye-UCLA	JR	18	47	69	116	6.4
17.	Wicijowski, Taryn-UTAH	JR	15	40	56	96	6.4
18.	Boyd, Brittany-CAL	SO	17	24	81	105	6.2
19.	Tinkle, Joslyn-STAN	SR	18	36	74	110	6.1
20.	Gloyd, Alli-ARIZ	JR	18	40	69	109	6.1

FIELD GOAL PCT (Min. 3.0 made per game)

##	Player-Team	Cl	G	FG	FGA	Pct
1.	Ogwumike, Chiney-STAN	JR	18	164	273	.601
2.	Nyingifa, Antonye-UCLA	JR	18	102	181	.564
3.	Brewer, Alyssia-UCLA	SR	18	87	173	.503
4.	Wicijowski, Taryn-UTAH	JR	15	71	144	.493
5.	Williams, Aminah-WASH	SO	18	68	140	.486
6.	Orange, Amber-STAN	SO	18	76	157	.484
7.	Fulcher, Janae-ASU	SR	17	77	164	.470
8.	Clarendon, Layshia-CAL	SR	18	123	262	.469
9.	Tinkle, Joslyn-STAN	SO	15	88	198	.444
10.	Alleyne, Jillian-ORE	FR	18	78	178	.438

ASSISTS

##	Player-Team	Cl	G	Assists	Avg/G
1.	Walker, Markel-UCLA	SR	17	105	6.2
2.	Whyte, Davellyn-ARIZ	SR	18	100	5.6
3.	Wetmore, Mercedes-WASH	JR	18	71	3.9
3.	Orange, Amber-STAN	SO	18	71	3.9
5.	Barrett, Brianna-USC	FR	18	68	3.8
6.	Jeffery, Chucky-COLO	SR	18	65	3.6
7.	Ariel, Thomas-COLO	FR	15	53	3.5
8.	Boyd, Brittany-CAL	SO	18	60	3.5
9.	Davis, Jasmine-WASH	SO	15	47	3.1

FREE THROW PCT (Min. 2.0 made per game)

##	Player-Team	Cl	G	FTM	FTA	Pct
1.	Kingma, Kristi-WASH	SR	18	57	65	.877
2.	Galland, Devyn-ORE	FR	17	51	60	.850
3.	Weisner, Jamie-OSU	FR	18	39	46	.848
4.	Thomas, Ariel-ORE	FR	15	39	48	.813
5.	Crook, Ariya-USC	SO	18	63	80	.788
6.	Ogwumike, Chiney-STAN	JR	18	101	129	.783
7.	Gloyd, Alli-ARIZ	JR	18	41	53	.774
8.	Davis, Jazmine-WASH	SO	15	81	109	.743
9.	Wicijowski, Taryn-UTAH	JR	15	46	62	.742
10.	Wilson, Brittany-COLO	JR	18	37	50	.740
10.	Thomas, Adrienne-ASU	JR	17	37	50	.740

STEALS

##	Player-Team	Cl	G	Steals	Avg/G
1.	Galdeira, Lia-WSU	FR	18	49	2.7
2.	Boyd, Brittany-CAL	SO	17	43	2.5
3.	Whyte, Davellyn-ARIZ	SR	18	44	2.4
4.	Williams, Aminah-WASH	SO	18	41	2.3
5.	Jeffery, Chucky-COLO	SR	18	37	2.1
6.	Barrett, Brianna-USC	FR	18	35	1.9
7.	Walker, Markel-UCLA	SR	18	33	1.9
8.	Orange, Amber-STAN	SO	17	33	1.8
9.	Plouffe, Michelle-UTAH	JR	18	32	1.8
10.	Thomas, Ariel-ORE	FR	18	26	1.7

3-POINT FG PCT (Min. 1.0 made per game)

##	Player-Team	Cl	G	3FG	FGA	Pct
1.	Lyles, Mikayla-CAL	JR	17	18	42	.429
2.	Weisner, Jamie-OSU	FR	18	31	80	.388
3.	Rodrigues, Iwalani-UTAH	SR	18	22	59	.373
4.	Korver, Kari-UCLA	FR	18	27	74	.365
5.	Kingma, Kristi-WASH	SR	18	53	148	.358
6.	Videckis, Haley-ASU	FR	17	22	63	.349
7.	Walton, Talia-WASH	FR	17	33	95	.347
8.	Davis, Jazmine-WASH	SO	15	31	91	.441
9.	Tinkle, Joslyn-STAN	SR	18	23	69	.333
10.	Jemerigbe, Afure-CAL	JR	18	24	73	.329

3-POINT FG MADE

##	Player-Team	Cl	G	3FG	Avg/G
1.	Kingma, Kristi-WASH	SR	18	53	2.7
2.	Griffitts, Kama-ARIZ	JR	14	31	2.5
3.	Delgado, Amanda-ORE	SO	18	38	2.4
4.	Davis, Jazmine-WASH	SO	15	31	2.3
5.	Whyte, Davellyn-ARIZ	SR	18	36	2.1
6.	Crook, Ariya-USC	SO	18	35	1.9
7.	Walton, Talia-WASH	FR	17	33	1.9
8.	Weisner, Jamie-OSU	FR	18	31	1.8
9.	Korver, Kari-UCLA	FR	18	27	1.8
9.	Samuelson, Bonnie-STAN	SO	18	27	1.7

BLOCKED SHOTS

##	Player-Team	Cl	G	Blocks	Avg/G
1.	Ogwumike, Chiney-STAN	JR	18	35	1.9
2.	Tinkle, Joslyn-STAN	SR	18	33	1.8
3.	Bright, Patricia-OSU	SR	17	31	1.8
4.	Plouffe, Michelle-UTAH	JR	18	25	1.4
5.	Walton, Talia-WASH	FR	17	22	1.3
6.	Noyles, Carly-WSU	SR	18	21	1.2
7.	Brandon, Gennifer-CAL	JR	17	18	1.1
8.	Harberts, Cassie-USC	JR	18	19	1.1
9.	Hargis, Rachel-COLO	JR	18	18	1.0
9.	Alleyne, Jillian-ORE	FR	18	18	1.0

ASSIST/TURNOVER RATIO (Min. 3.0 assists/game)

##	Player-Team	Cl	G	Asst	Turn	Ratio
1.	Wetmore, Mercedes-WASH	JR	18	71	33	1.2
2.	Orange, Amber-STAN	SO	18	71	38	1.9
3.	Clarendon, Layshia-CAL	SR	18	56	33	1.7
4.	Barrett, Brianna-USC	FR	18	68	43	1.6
5.	Walker, Markel-UCLA	SR	17	105	70	1.5
6.	Boyd, Brittany-CAL	SO	17	60	47	1.3
7.	Jeffery, Chucky-COLO	SR	18	65	57	1.1
8.	Thomas, Ariel-ORE	FR	15	53	50	1.1
9.	Whyte, Davellyn-ARIZ	SR	18	100	95	1.1
10.	Davis, Jazmine-WASH	SO	15	47	46	1.0

OFFENSIVE REBOUNDS

##	Player-Team	Cl	G	No.	Avg/G
1.	Brandon, Gennifer-CAL	JR	17	80	4.7
2.	Ogwumike, Chiney-STAN	JR	18	79	4.4
3.	Caldwell, Talia-CAL	SR	18	78	4.3
4.	Harberts, Cassie-USC	JR	18	71	3.9
5.	Alleyne, Jillian-ORE	FR	18	65	2.6
5.	Williams, Aminah-WASH	SO	18	65	2.6
7.	Roberson, Arielle-COLO	FR	18	53	2.9
8.	Wicijowski, Taryn-UTAH	JR	15	40	2.7
9.	Nyingifa, Antonye-UCLA	JR	16	47	2.6
10.	Brenner, Liz-ORE	SR	18	46	2.6

DEFENSIVE REBOUNDS

##	Player-Team	Cl	G	No.	Avg/G
1.	Ogwumike, Chiney-STAN	JR	18	148	8.2
2.	Jeffery, Chucky-COLO	SR	18	128	7.1
3.	Alleyne, Jillian-ORE	FR	18	124	6.9
4.	Plouffe, Michelle-UTAH	JR	18	121	6.7
5.	Brandon, Gennifer-CAL	JR	17	112	6.6
6.	Williams, Aminah-WASH	SO	18	118	6.6
7.	Walton, Talia-WASH	FR	17	92	5.4
8.	Whyte, Davellyn-ARIZ	SR	18	88	4.9
9.	Boyd, Brittany-CAL	SO	17	81	4.8
10.	Ruef, Mikaela-STAN	JR	18	85	4.7

MINUTES PLAYED

##	Player-Team	Cl	G	Min	Avg/G
1.	Harberts, Cassie-USC	JR	18	682	37.9
2.	Rodrigues, Iwalani-UTAH	SR	18	680	37.8
3.	Whyte, Davellyn-ARIZ	SR	18	667	37.1
4.	Clarendon, Layshia-CAL	SR	18	662	36.8
5.	Kingma, Kristi-WASH	SR	18	660	36.7
6.	Davis, Jazmine-WASH	SO	15	541	36.1
7.	Williams, Aminah-WASH	SO	18	644	35.8
8.	Ogwumike, Chiney-STAN	JR	18	629	34.9
9.	Plouffe, Michelle-UTAH	JR	18	627	34.8
10.	Griffitts, Kama-ARIZ	JR	14	477	34.1

SCORING OFFENSE	G	Pts	Avg/G
1. Stanford	18	1275	70.8
2. California	18	1225	68.1
3. UCLA	18	1203	66.8
4. Washington	18	1190	66.1
5. USC	18	1114	61.9
6. Arizona	18	1097	60.9
7. Colorado	18	1095	60.8
8. Washington State	18	1071	59.5
9. Oregon	18	1034	57.4
10. Arizona State	18	1025	56.9
11. Utah	18	1007	55.9
12. Oregon State	18	1001	55.6

SCORING DEFENSE	G	Pts	Avg/G
1. Stanford	18	927	51.5
2. Colorado	18	956	53.1
3. California	18	1012	56.2
4. Utah	18	1017	56.5
5. UCLA	18	1096	60.9
6. Oregon State	18	1109	61.6
7. Arizona State	18	1132	62.9
8. USC	18	1161	64.5
Washington State	18	1161	64.5
10. Washington	18	1201	66.7
11. Arizona	18	1237	68.7
12. Oregon	18	1328	73.8

SCORING MARGIN	OFF	DEF	Margin
1. Stanford	70.8	51.5	+19.3
2. California	68.1	56.2	+11.8
3. Colorado	60.8	53.1	+7.7
4. UCLA	66.8	60.9	+5.9
5. Utah	55.9	56.5	-0.6
6. Washington	66.1	66.7	-0.6
7. USC	61.9	64.5	-2.6
8. Washington State	59.5	64.5	-5.0
9. Arizona State	56.9	62.9	-5.9
10. Oregon State	55.6	61.6	-6.0
11. Arizona	60.9	68.7	-7.8
12. Oregon	57.4	73.8	-16.3

FREE THROW PCT.	FTM	FTA	Pct
1. Stanford	222	308	721
2. Arizona	216	302	715
3. Washington State	183	258	709
4. Washington	224	319	702
5. USC	277	398	696
6. Colorado	236	342	690
7. Arizona State	184	268	687
8. UCLA	204	298	685
9. Utah	182	267	682
10. Oregon	226	338	669
11. Oregon State	135	209	646
12. California	236	401	589

FIELD GOAL PCT.	FG	FGA	Pct
1. Stanford	479	1090	439
2. UCLA	469	1073	437
3. Utah	368	915	402
4. California	454	1132	401
5. Oregon State	385	1015	379
6. Colorado	396	1049	378
7. USC	377	1047	360
8. Arizona	396	1101	360
9. Arizona State	482	1067	358
10. Washington	407	1147	355
11. Washington State	405	1150	352
12. Oregon	359	1093	328

FIELD GOAL PCT DEFENSE	FG	FGA	Pct
1. Stanford	337	1073	314
2. Colorado	341	967	353
3. Oregon State	388	1097	354
4. California	370	999	370
5. UCLA	383	1027	373
6. USC	422	1116	378
7. Utah	386	1007	383
8. Washington State	423	1086	390
9. Washington	454	1158	392
10. Oregon	493	1244	396
11. Arizona State	405	971	417
12. Arizona	475	1134	419

3-PT FIELD GOAL PCT.	FG	FGA	Pct
1. Utah	89	262	340
2. Washington	152	449	339
3. UCLA	61	191	319
4. California	81	258	314
5. Oregon State	96	313	307
6. Colorado	67	227	295
7. Stanford	95	324	293
8. USC	83	288	288
9. Arizona	89	322	276
10. Arizona State	77	302	255
11. Washington State	78	314	248
12. Oregon	90	366	246

3-PT FG PCT DEFENSE	FG	FGA	Pct
1. Stanford	60	285	211
2. Utah	66	249	265
3. USC	86	323	266
4. Arizona	89	319	279
5. Washington	107	381	281
6. Colorado	82	281	292
7. UCLA	86	289	298
8. California	78	257	304
9. Washington State	106	325	326
10. Oregon State	84	257	327
11. Oregon	131	400	328
12. Arizona State	83	250	332

REBOUNDING	G	Reb	Avg/G
1. California	18	798	44.3
2. Oregon	18	773	42.9
3. Stanford	18	752	41.8
4. Colorado	18	748	41.6
5. USC	18	733	40.7
6. UCLA	18	725	40.3
7. Washington State	18	711	39.5
8. Oregon State	18	693	38.5
9. Arizona	18	674	37.4
10. Arizona State	18	666	37.0
11. Washington	18	656	36.4
12. Utah	18	615	34.2

REBOUNDING MARGIN	Team	Opp	Margin
1. California	798	611	+10.4
2. Colorado	748	639	+6.1
3. UCLA	725	631	+5.2
4. Stanford	752	659	+5.2
5. USC	633	727	+0.3
6. Oregon	773	786	-0.7
7. Utah	615	639	-1.3
8. Arizona State	666	690	-1.3
9. Oregon State	693	752	-3.3
10. Washington State	711	774	-3.5
11. Arizona	674	781	-5.9
12. Washington	656	855	-11.1

BLOCKED SHOTS	G	Blocks	Avg/G
1. Oregon State	18	99	5.5
2. Stanford	18	95	5.3
3. Washington State	18	70	3.9
4. Colorado	18	65	3.6
UCLA	18	65	3.6
6. USC	18	64	3.6
Oregon	18	64	3.6
8. Utah	18	61	3.4
9. California	18	50	2.8
10. Arizona	18	45	2.5
Washington	18	45	2.5
12. Arizona State	18	43	2.4

ASSISTS	G	Assts	Avg/G
1. UCLA	18	311	17.3
2. Stanford	18	267	14.8
3. USC	18	246	13.7
4. Arizona State	18	229	12.7
5. California	18	224	12.4
6. Colorado	18	221	12.3
7. Arizona	18	214	11.9
8. Washington	18	203	11.3
9. Oregon State	18	201	11.2
10. Utah	18	196	10.9
11. Washington State	18	190	10.6
12. Oregon	18	174	9.7

STEALS	G	Steals	Avg/G
1. UCLA	18	182	10.1
2. Colorado	18	176	9.8
3. Washington State	18	173	9.6
4. Arizona State	18	160	8.9
5. Washington	18	155	8.6
6. Arizona	18	148	8.2
7. California	18	143	7.9
8. USC	18	134	7.4
9. Stanford	18	125	6.9
10. Oregon	18	107	5.9
11. Oregon State	18	102	5.7
12. Utah	18	99	5.5

TURNOVER MARGIN	Team	Opp	Margin
1. Washington	195	290	+5.3
2. California	236	290	+3.0
3. Stanford	206	249	+2.4
4. Washington State	288	327	+2.2
5. Colorado	276	312	+2.0
6. Arizona State	286	298	+0.7
7. Arizona	314	313	-0.1
8. UCLA	342	329	-0.7
9. USC	280	244	-2.0
10. Utah	261	224	-2.1
11. Oregon State	303	233	-3.9
12. Oregon	341	219	-6.8

ASSIST/TURNOVER RATIO	A	T	Ratio
1. Stanford	267	206	1.3
2. Washington	203	195	1.0
3. California	224	236	0.9
4. UCLA	311	342	0.9
5. USC	246	280	0.9
6. Colorado	221	276	0.8
7. Arizona State	229	286	0.8
8. Utah	196	261	0.8
9. Arizona	214	314	0.7
10. Oregon State	201	303	0.7
11. Washington State	190	288	0.7
12. Oregon	174	341	0.5

2012-13 PAC-12 HOME ATTENDANCES

School (Arena, Capacity)	Gms.	Att.	Avg.	High	High Versus
Arizona (McKale Center, 14,545)	13	18,791	1,588	3,375	BYU (11/20)
Arizona State (Wells Fargo Arena, 14,198)	15	23,821	1,588	3,237	TEXAS TECH (11/11)
California (Haas Pavilion, 11,877)	16	39,691	2,481	4,849	STANFORD (11/8)
Colorado (Coors Events Center, 11,064)	18	58,695	3,261	6,688	OREGON (2/10)
Oregon (Matthew Knight Arena, 12,541)	16	25,204	1,575	4,052	CONNECTICUT (12/31)
Oregon State (Gill Coliseum, 10,400)	15	17,965	1,198	2,597	OREGON STATE (11/29)
Stanford (Maples Pavillion, 7,233)	15	64,259	4,284	5,931	CALIFORNIA (11/13)
UCLA (Pauley Pavilion, 12,819)	15	29,864	1,705	8,237	USC (2/24)
USC (Galen Center, 10,258)	17	14,451	850	3,227	ARIZONA (1/27)
Utah (Jon M. Huntsman Center, 15,000)	18	14,853	825	1,925	BYU (12/8)
Washington (Bank of America, 10,000)	16	30,742	1,921	3,204	UCLA (2/8)
Washington State (Friel Court, 12,058)	13	12,817	986	4,521	BYU (11/24)
TOTALS	187	351,153	1,878	8,237	USC AT UCLA (2/24)



NETWORKS

Don't miss Pac-12 Women's Basketball on Pac-12 Networks. Watch over 100 games including pre and postgame analysis, original shows and exclusive Pac-12 Tournament coverage.

Pac-12.com

[@Pac12Networks](https://twitter.com/Pac12Networks)



MOST POINTS

Career: 2,629 Candice Wiggins, STAN, 2005-08
 Season: 809 Nnemkadi Ogumike, STAN, 2012
 Game: 50 Cherie Nelson, USC vs. California, 3/10/89
 Conf.: 50 Cherie Nelson, USC vs. California, 3/10/89

HIGHEST SCORING AVERAGE

Career: 23.1 Cherie Nelson, USC, 1987-89
 Season: 26.1 Cherie Nelson, USC, 1989

MOST FIELD GOALS

Career: 973 Lisa Leslie, USC, 1991-94
 Season: 317 Chiney Ogumike, STAN, 2013
 Game: 19 Nnemkadi Ogumike, STAN vs. Tennessee, 12/20/11
 19 Jayne Appel, STAN vs. Iowa State, 3/30/09
 19 Melani Francis, ASU vs. New Mexico, 1/1/94
 19 Jennifer Bennett, CAL vs. Creighton, 3/20/87
 Conf.: 19 Natalie Williams, UCLA vs. California, 2/24/94

MOST FIELD GOALS ATTEMPTED

Career: 1934 Candice Wiggins, STAN, 2005-08
 Season: 617 Rehema Stephens, UCLA, 1991
 Game: 36 Monica Rasberry, OSU vs. Oregon, 12/10/88
 Conf.: 36 Monica Rasberry, OSU vs. Oregon, 12/10/88

HIGHEST FIELD GOAL PERCENTAGE

(min. 4 made per game)
 Career: .644 Kristin Folk, STAN, 1995, 1997-98 (250-388)
 Season: .645 Judie Lomax, OSU, 2007 (120-186)
 Game: 1.000 Lauri Landerholm, ORE vs. Washington State, 1/22/87 (11-11)
 Conf.: 1.000 Lauri Landerholm, ORE vs. Washington State, 1/22/87 (11-11)

MOST THREE-POINT FIELD GOALS

Career: 295 Candice Wiggins, STAN, 2005-08
 Season: 124 Taylor Lilley, ORE, 2010
 Game: 11 Kristi Kingma, WASH at Oregon, 2/15/13
 Conf.: 11 Kristi Kingma, WASH at Oregon, 2/15/13

MOST THREE-POINT FIELD GOAL ATTEMPTS

Career: 815 Ashley Corral, USC, 2009-12
 Season: 306 Taylor Lilley, ORE, 2010
 Game: 21 Jamie Craighead, ORE vs. Iowa, 3/17/11
 Conf.: 17 Kristi Kingma, WASH at Oregon, 2/15/13

HIGHEST THREE-POINT FIELD GOAL PCT

(min. 1 made per game)
 Career: (44-89) .494 Rosalind Moore-Senior, ASU, 1987-89
 Season: (43-82) .524 Kristin Iwanaga, CAL, 2005
 Game: (7-7) 1.000 Jennifer Azzi, STAN vs. Eastern Michigan, 12/29/89
 (5-5) 1.000 Joslyn Tinkle, STAN vs. Michigan, 3/26/13
 (5-5) 1.000 Lexy Kresl, COLO vs. New Mexico, 12/29/12
 (5-5) 1.000 Micaela Cocks, ORE vs. Long Beach State, 12/5/09
 (5-5) 1.000 Sarah Pool, CAL at San Jose State, 12/8/05
 (5-5) 1.000 Melanie Pearson, UCLA vs. North Carolina, 12/18/97
 (4-4) 1.000 Vanessa Nygaard, STAN vs. Sacramento State, 12/19/95
 Conf.: (6-6) 1.000 Kaela Chappeldaine, ORE vs. UCLA, 2/23/08
 (5-5) 1.000 Lauren St. Clair, STAN vs. UCLA, 2/3/00
 (5-5) 1.000 Brook Coulter, CAL vs. UCLA, 2/4/01
 (5-5) 1.000 Kiki Williams, CAL vs. Oregon, 3/5/04

MOST FREE THROWS

Career: 608 Tanja Kostic, OSU, 1993-96
 Season: 207 Cassie Harberts, USC, 2013
 Game: 23 Shaunda Greene, WASH vs. Northern Illinois, 11/30/91
 Conf.: 20 Judy Shannon, OSU vs. Washington, 1/20/91

MOST CONSECUTIVE FREE THROWS MADE

33 Erica Mashia, USC, 11/12/95-1/11/96

MOST FREE THROW ATTEMPTS

Career: 903 Tanja Kostic, OSU, 1993-96
 Season: 295 Cassie Harberts, USC, 2013
 Game: 27 Shaunda Greene, WASH vs. N. Illinois, 11/30/91
 Conf.: 24 Judy Shannon, OSU vs. Washington, 1/20/90

HIGHEST FREE THROW PERCENTAGE

(min. 2 made per game)
 Career: (235-264) .890 Kristin Iwanaga, CAL, 2002-2005
 Season: (85-91) .934 Kristin Iwanaga, CAL, 2005
 Game: (15-15) 1.000 Kristi Kingma, WASH vs. Oregon State, 1/25/13
 (15-15) 1.000 Maylana Martin, UCLA vs. Kentucky, 3/15/99
 (14-14) 1.000 Brina Chaney, OSU vs. Oregon, 2/7/04
 (14-14) 1.000 Teresa Palmisano, CAL vs. St. Mary's, 12/5/90
 (14-14) 1.000 Jessica Schutt, ORE vs. Washington, 2/19/95
 Conf.: (15-15) 1.000 Kristi Kingma, WASH vs. Oregon State, 1/25/13
 (15-15) 1.000 Brina Chaney, OSU vs. Oregon, 2/7/04
 (14-14) 1.000 Jessica Schutt, ORE vs. Washington, 2/19/95

MOST REBOUNDS

Career: 1,266 Kayla Pedersen, Stanford, 2008-11
 Season: 466 Chiney Ogumike, STAN, 2013
 Game: 27 Jillian Alleyne, ORE vs. Portland State, 11/15/12
 Conf.: 26 Gennifer Brandon, CAL vs. USC, 1/17/13

HIGHEST REBOUNDING AVERAGE

Career: 12.8 Natalie Williams, UCLA, 1991-94
 Season: 13.8 Natalie Williams, UCLA, 1992

MOST ASSISTS

Career: 757 Sonja Henning, STAN, 1988-91
 Season: 278 Brenda Pantoja, ARIZ, 1996
 Game: 20 Jade Hyett, WSU vs. California, 1/23/97
 Conf.: 20 Jade Hyett, WSU vs. California, 1/23/97

HIGHEST ASSIST AVERAGE

Career: 7.1 Ryneldi Becenti, ASU, 1991-93
 Season: 9.5 Brenda Pantoja, ARIZ, 1995-96

MOST BLOCKED SHOTS

Career: 402 Stefanie Kasperski, ORE, 1987-90
 Season: 119 Stefanie Kasperski, ORE, 1988
 Game: 13 Stefanie Kasperski, ORE vs. W. Kentucky, 12/29/87
 Conf.: 12 Stefanie Kasperski, ORE vs. California, 2/26/88

HIGHEST BLOCKED SHOTS AVERAGE

Career: 3.4 Stefanie Kasperski, ORE, 1987-90
 Season: 4.3 Stefanie Kasperski, ORE, 1988

MOST STEALS

Career: 372 Lisa Willis, UCLA, 2002-06
 Season: 123 Jade Hyett, WSU, 1997
 Game: 13 Sandra Van Embricq, UCLA vs. Arizona, 2/12/87
 Conf.: 13 Sandra Van Embricq, UCLA vs. Arizona, 2/12/87

HIGHEST STEALS AVERAGE

Career: 3.1 Lisa Willis, UCLA, 2002-06
 Season: 4.6 Jade Hyett, WSU, 1997



USC's Cherie Nelson holds the Conference record for most points in a game, scoring 50 in 1989.

TRIPLE-DOUBLES

(Points-Rebounds-Assists, unless otherwise noted)

DAVELLYN WHYTE, ARIZONA

vs. Arizona State, Feb. 19, 2013
 (31 points, 16 rebounds, 10 assists)

CHUCKY JEFFERY, COLORADO

at Oklahoma State, Mar. 25, 2012
 (12 points, 12 rebounds, 10 assists)

MARKEL WALKER, UCLA

vs. Washington State, Feb. 4, 2012
 (14 points, 15 rebounds, 10 assists)

NOELLE QUINN, UCLA

vs. California, Feb. 19, 2004
 (21 points, 10 rebounds, 10 assists)

NICOLE POWELL, STANFORD

vs. Tulane, Mar. 18, 2002
 (16 points, 10 rebounds, 10 assists)

vs. Weber State, Mar. 16, 2002

(20 points, 11 rebounds, 10 assists)

vs. Washington, Feb. 14, 2002

(21 points, 10 rebounds, 12 assists)

vs. Santa Clara, Dec. 2, 2001

(29 points, 15 rebounds, 10 assists)

vs. Indiana, Nov. 16, 2001

(11 points, 12 rebounds, 11 assists)

at Washington State, Feb. 22, 2001

(10 points, 10 rebounds, 10 assists)

ERICA GOMEZ, UCLA

vs. USC, Feb. 24, 1996
 (18 points, 11 rebounds, 10 assists)

ELIZA SOKOLOWSKA, CALIFORNIA

vs. Arizona State, Feb. 9, 1995
 (13 points, 15 assists, 10 steals)

RYNELDI BECENTI, ARIZONA STATE

vs. Oregon, Jan. 25, 1992
 (15 points, 10 rebounds, 12 assists)

SONJA HENNING, STANFORD

vs. Cal State Fullerton, March 16, 1991
 (19 points, 10 rebounds, 10 assists)

ROBIN CONLEY, ARIZONA STATE

vs. Washington, Jan. 17, 1987
 (16 points, 10 rebounds, 15 assists)

JENNIFER AZZI, STANFORD

vs. Brigham Young, Jan. 15, 1987
 (14 points, 10 rebounds, 16 assists)

MOST POINTS

Season:	3,063	Stanford, 1990
Game:	122	Stanford vs. Long Beach State (49), Dec. 8, 1993
	122	Stanford vs. Cal State Fullerton (80), Dec. 10, 1994
Conf. Game:	119	Arizona vs. Oregon (112), Jan. 16, 2010
Both Teams, Gm:	231	Arizona (119) vs. Oregon (112), Jan. 16, 2010
Both Teams, Conf:	231	Arizona (119) vs. Oregon (112), Jan. 16, 2010
Losing Tm, Gm:	112	Oregon vs. Arizona (119), Jan. 16, 2010
Losing Tm, Conf:	112	Oregon vs. Arizona (119), Jan. 16, 2010

HIGHEST SCORING AVERAGE

Season:	92.8	Stanford, 1990
---------	------	----------------

LARGEST SCORING MARGIN

Season:	26.6	Stanford, 1990 (92.8 offense, 66.2 defense)
Game:	77	Stanford (112) vs. Washington (35), Jan. 8, 2009
Conf.:	77	Stanford (112) vs. Washington (35), Jan. 8, 2009

MOST FIELD GOALS

Season:	1160	Stanford, 1990 (33 games)
Game:	51	Stanford vs. Cal State Fullerton, Dec. 10, 1994
Conf.:	47	Stanford vs. Arizona, Feb. 24, 1990

MOST FIELD GOAL ATTEMPTS

Season:	2,323	Stanford, 2009 (38 games)
Game:	113	Oregon vs. Sacramento State, Nov. 28, 2010
Conf.:	97	USC vs. California, March 12, 1988

HIGHEST FIELD GOAL PERCENTAGE

Season:	.521	Stanford, 1998 (800-1,536)
Game:	.696	Oregon at DePaul, Dec. 22, 1999 (32-46)
Conf.:	.695	UCLA at Washington State, Feb. 25, 1999 (41-59)

MOST THREE-POINT FIELD GOALS

Season:	262	Washington, 2013
Game:	18	Washington at Oregon, Feb. 15, 2013
Conf.:	18	Washington at Oregon, Feb. 15, 2013

MOST THREE-POINT FIELD GOAL ATTEMPTS

Season:	829	Washington, 2013
Game:	45	Oregon vs. Saint Mary's, Nov. 11, 2012
Conf.:	42	Stanford vs. Oregon, Jan. 5, 2012

HIGHEST 3-POINT FIELD GOAL PERCENTAGE

Season:	.443	Oregon, 1989 (51-115)
Game (Min. 7 att.):	.857	Stanford vs. UCLA, Jan. 18, 2013 (6-7)
Conf. (Min. 7 att.):	.857	Stanford vs. UCLA, Jan. 18, 2013 (6-7)

MOST FREE THROWS

Season:	642	Stanford, 1997
	642	UCLA, 1999
Game:	51	Washington vs. Northern Illinois, Nov. 30, 1991
Conf.:	41	California vs. Arizona State, Feb. 20, 1990

MOST FREE THROW ATTEMPTS

Season:	905	UCLA, 1999
Game:	69	Washington vs. Northern Illinois, Nov. 30, 1991
Conf.:	54	California vs. Arizona State, Feb. 20, 1990

HIGHEST FREE THROW PERCENTAGE

Season:	.808	Stanford, 2004 (476-589)
Game (Min.10 att):	1.000	Arizona vs. Bowling Green, Dec. 28, 2000 (17-17)
	1.000	Washington State vs. Oregon, Jan. 20, 2001 (17-17)
	1.000	Arizona vs. Stanford, Jan. 15, 1994 (17-17)
	1.000	Oregon St. vs. Washington State, Feb. 14, 2004 (17-17)
Conf. (Min.10 att):	1.000	Washington State vs. Oregon, Jan. 20, 2001 (17-17)
	1.000	Arizona vs. Stanford, Jan. 15, 1994 (17-17)
	1.000	Oregon State vs. Washington State, Feb. 14, 2004 (17-17)

MOST REBOUNDS

Season:	1,663	Stanford, 2009
Game:	75	Oregon vs. Sacramento State, Nov. 28, 2010
Conf.:	68	Stanford at Oregon, Jan. 27, 2011

HIGHEST REBOUNDING AVERAGE

Season:	47.8	Arizona State, 1990-91
---------	------	------------------------

LARGEST REBOUNDING MARGIN

Season:	13.2	Stanford, 2009 (43.8 offense, 30.5 defense)
Game:	41	Oregon State (74) vs. Hawaii (33), Dec. 20, 1993
Conf.:	36	Stanford (68) vs. Oregon (32), Jan. 27, 2011

MOST ASSISTS

Season:	758	Stanford, 1990
Game:	37	Arizona State vs. Marquette, Dec. 5, 1992
	37	Stanford vs. Arkansas, March 24, 1990
Conf.:	35	Stanford vs. California, Feb. 18, 1994

MOST BLOCKED SHOTS

Season:	196	Stanford, 2002
Game:	16	Arizona State vs. Washington, Feb. 16, 2012
	16	Oregon vs. Western Kentucky, Dec. 29, 1987
Conf.:	16	Arizona State vs. Washington, Feb. 16, 2012

MOST STEALS

Season:	435	UCLA, 1999
Game:	28	California vs. South Carolina State, Nov. 23, 2003
Conf.:	25	California vs. Arizona, Feb. 3, 1990
	25	UCLA vs. Washington St., Jan. 5, 2003

MOST PERSONAL FOULS

Season:	689	Oregon State, 1989
Game:	39	Stanford vs. Arizona, Feb. 28, 1998
Conf.:	39	Stanford vs. Arizona, Feb. 28, 1998

FEWEST PERSONAL FOULS

Season:	403	Oregon State, 2011
Game:	5	Oregon State at Utah, Mar. 1, 2012
	5	Stanford vs CS Bakersfield, Dec. 22, 2011
	5	Stanford vs. Rutgers, Nov. 14, 2010
Conf.:	6	Washington vs. Stanford, Feb. 28, 2013
	6	Utah vs. Washington State, Feb. 24, 2013

FEWEST POINTS ALLOWED

Season:	1632	Washington, 2011
Game:	23	Arizona State (75) vs. UC Irvine, Dec. 6, 2008
Conf.:	30	Arizona State (59) vs. Washington State, Feb. 21, 2008

LOWEST POINTS ALLOWED AVERAGE

Season:	51.9	Stanford, 2013
---------	------	----------------

LOWEST FIELD GOAL PERCENTAGE ALLOWED

Season:	.316	Stanford, 2013 (693-2192)
Game:	.154	Stanford vs. Pacific, Dec. 12, 2003

MOST CONSECUTIVE VICTORIES

All Games:	27	Stanford, Dec. 30, 2009-April 2, 2010
Conf.:	67	Stanford, Jan. 22, 2009-Present
Vs. Conf. teams	78	Stanford, Jan. 22, 2009-Present (includes postseason games)

MOST CHAMPIONSHIPS

NCAA:	2	Stanford (1990, 92)
	2	USC (1983, 84)
WNIT:	2	Oregon State (1980, 82)
	2	Oregon (1989, 2002)
	1	Arizona (1996)
	1	California (2010)
Conf:	22	Stanford (1989, 90*, 91, 92, 93, 95, 96, 97, 98, 01*, 02, 03, 04*, 05, 06, 07, 08, 09, 10, 11, 12, 13)
	3	Washington (1988, 90*, 01*)
	2	USC (1987, 94)
	2	Oregon (1999*, 2000)
	*	- co-champions

WINS AND LOSSES

Highest Winning Pct:	.970	Stanford, 1990 (32-1)
Most Wins, Season:	36	Stanford, 2010
Most Wins, Conf. Season:	18	Stanford, 1989, '96, '97, 2002, '10, '11, '12
Most 20-Win Seasons:	24	Stanford (1988, 89, 90, 91, 92, 93, 94, 95, 96, 97, 98, 00, 02, 03, 04, 05, 06, 07, 08, 09, 10, 11, 12, 13)
	9	Washington (1987, 88, 89, 90, 91, 94, 95, 01, 03)
Most Losses, Season:	27	Washington State, 2002
Most Losses, Conf. Season:	18	Washington State, 2002

POINTS (1500 Club)

1. Candice Wiggins, STAN (2005-08) . . . 2629
2. Nnemkadi Ogumike, STAN (2009-12) . . . 2491
3. Lisa Leslie, USC (1991-94) . . . 2414
4. Tanja Kostic, OSU (1993-96) . . . 2349
5. Tina Thompson, USC (1994-97) . . . 2248
6. Adia Barnes, ARIZ (1995-98) . . . 2237
7. Kate Starbird, STAN (1994-97) . . . 2215
8. Ashley Walker, CAL (2006-09) . . . 2142
9. Jayne Appel, STAN (2007-2010) . . . 2125
10. Maylana Martin, UCLA (1997-00) . . . 2101
11. Val Whiting, STAN (1989-93) . . . 2077
12. Nicole Powell, STAN (2001-04) . . . 2062
13. Davellyn Whyte, ARIZ (2010-13) . . . 2059
14. Jamie Redd, WASH (1996-99) . . . 2027
15. Cherie Nelson, USC (1987-89) . . . 1996
16. Alexis Gray-Lawson, CAL (2007-10) . . . 1982
17. Dee-Dee Wheeler, ARIZ (2002-05) . . . 1966
18. Stefanie Kasperski, ORE (1987-90) . . . 1956
19. Kayla Pedersen, STAN (2008-11) . . . 1941
20. Giuliana Mendiola, WASH (2001-04) . . . 1928
21. Rehema Stephens, UCLA (1990-92) . . . 1887
22. Noelle Quinn, UCLA (2004-07) . . . 1829
23. Layshia Clarendon, CAL (2010-13) . . . 1820
24. Natalie Williams, UCLA (1991-94) . . . 1813
25. Felicia Ragland, OSU (1999-02) . . . 1803
26. Rhonda Smith, WASH (1992-95) . . . 1801
27. Nikki Blue, UCLA (2003-06) . . . 1797
- 28. CHINEY OGWUMIKE, STAN (2011-Pres.) . 1770**
29. Michelle Greco, UCLA (1999-03) . . . 1707
30. Ebony Hoffman, USC (2001-04) . . . 1687
31. Lisa Willis, UCLA (2003-06) . . . 1677
32. Loree Payne, WASH (2000-03) . . . 1675
33. Ify Ibekwe, ARIZ (2008-11) . . . 1653
34. Trisha Stevens, STAN (1988-91) . . . 1649
35. Jennifer Azzi, STAN (1987-90) . . . 1634
36. Elizabeth Pickney, ARIZ (1999-02) . . . 1620
37. Megan Franza, WASH (1998-01) . . . 1612
38. Teresa Palmisano, CAL (1988-91) . . . 1610
39. Briana Gilbreath, USC (2009-12) . . . 1608
40. Karen Deden, WASH (1988-91) . . . 1596
41. Devanei Hampton, CAL (2006-09) . . . 1588
42. Katy Steding, STAN (1987-90) . . . 1586
43. Anette Mollerstrom, OSU (1993-96) . . . 1582
44. Lindsey Pluimer, UCLA (2005-08) . . . 1556
45. Ashley Corral, USC (2009-12) . . . 1542
46. Trisha Stafford, CAL (1988-92) . . . 1530
47. Jenni Ruff, WSU (1993-96) . . . 1526
48. Brooke Smith, STAN (2002-07) . . . 1520
49. Olympia Scott, STAN (1995-98) . . . 1524
50. Anita Kaplan, STAN (1992-95) . . . 1509
51. Amanda Johnson, ORE (2009-12) . . . 1505
52. Arianne Boyer, ORE (1993-97) . . . 1501

SCORING AVERAGE (min. 2 seasons)

1. Cherie Nelson, USC (1987-89) . . . 23.2
2. Rehema Stephens, UCLA (1990-92) . . . 21.7
3. Tanja Kostic, OSU (1993-96) . . . 21.2
4. Judy Shannon, OSU (1991-92) . . . 20.5
5. Natalie Williams, UCLA (1991-94) . . . 20.4
6. Lisa Leslie, USC (1991-94) . . . 20.1
7. Tina Thompson, USC (1994-97) . . . 19.7
8. Candice Wiggins, STAN (2005-2008) . . . 19.2
9. Adia Barnes, ARIZ (1995-98) . . . 18.5
10. Maylana Martin, UCLA (1997-00) . . . 18.1
11. Jamie Redd, WASH (1996-99) . . . 17.8
12. Chelle Flameo, OSU (1987-89) . . . 17.7
13. Nicole Powell, STAN (2001-04) . . . 17.3
14. Nnemkadi Ogumike, STAN (2009-12) . . . 17.2
15. Noelle Quinn, UCLA (2004-07) . . . 17.1
16. Kate Starbird, STAN (1993-97) . . . 16.9
17. Eliza Sokolowska, CAL (1995-98) . . . 16.8
18. Ashley Walker, CAL (2006-09) . . . 16.5
19. Shannon Howell, OSU (2004-05) . . . 16.4
20. Stefanie Kasperski, ORE (1987-90) . . . 16.4

Active:
Chiney Ogumike, STAN (2011-Pres.) . . . 16.4

REBOUNDS (700 Club)

1. Kayla Pedersen, STAN (2008-11) . . . 1266
2. Jayne Appel, STAN (2007-10) . . . 1263
3. Nnemkadi Ogumike, STAN (2009-12) . . . 1226
4. Lisa Leslie, USC (1991-94) . . . 1214
5. Ify Ibekwe, ARIZ (2008-11) . . . 1194
6. Tina Thompson, USC (1994-97) . . . 1168
7. Nicole Powell, STAN (2001-04) . . . 1143
8. Natalie Williams, UCLA (1991-94) . . . 1137
9. Val Whiting, STAN (1989-93) . . . 1134
- 10. CHINEY OGWUMIKE, STAN (2011-Pres.) . 1121**
11. Ashley Walker, CAL (2006-09) . . . 1117
- 12. GENNIFER BRANDON, CAL (2010, 12-Pres.) . 1032**
13. Talia Caldwell, CAL (2010-13) . . . 1007
14. Ebony Hoffman, USC (2001-04) . . . 1003
15. Amber Hall, WASH (1996-99) . . . 1003
16. Tanja Kostic, OSU (1993-96) . . . 1001
17. Stefanie Kasperski, ORE (1987-90) . . . 996
18. Maylana Martin, UCLA (1997-00) . . . 935
19. Markel Walker, UCLA (2010-13) . . . 925
20. Adia Barnes, ARIZ (1995-98) . . . 921
21. Cherie Nelson, USC (1987-89) . . . 920
22. Shawntinice Polk, ARIZ (2003-05) . . . 914
23. Karen Deden, WASH (1988-91) . . . 912
24. Kate Benz, WSU (2003-07) . . . 899
25. Amanda Johnson, ORE (2009-12) . . . 893
26. Devanei Hampton, CAL (2006-09) . . . 876
27. Keshia Martin, CAL (1989-93) . . . 875
28. Teresa Palmisano, CAL (1988-91) . . . 874
29. Debbie Sporicich, ORE (1991-94) . . . 868
30. Katy Steding, STAN (1987-90) . . . 864
31. Arianne Boyer, ORE (1994-97) . . . 850
32. Andre Bills, ORE (2002-05) . . . 825
33. Monique Ambers, ASU (1990-93) . . . 823
34. Gena Pelz, WASH (1995-98) . . . 820
35. Briana Gilbreath, USC (2009-12) . . . 813
36. Sandra Van Embricqs, UCLA (1987-90) . . . 811
37. Rhonda Smith, WASH (1992-95) . . . 803
38. Janae Hubbard, UCLA (1997-00) . . . 798
39. Noelle Quinn, UCLA (2004-07) . . . 794
40. Jennie Leander, CAL (1996-99) . . . 790
41. Ingrid Dixon, CAL (1991-94) . . . 789
42. Rachel Hemmer, STAN (1992-95) . . . 780
43. Kristen Newlin, STAN (2003-07) . . . 780
44. Cathrine Kraayeveld, ORE (2002-05) . . . 774
45. Giuliana Mendiola, WASH (2001-04) . . . 769
46. Sonjha Fleming, OSU (1990-93) . . . 759
47. Olympia Scott, STAN (1995-98) . . . 753
48. Felicia Ragland, OSU (1999-02) . . . 739
49. Christina Marinacci, USC (2010-13) . . . 738
50. Lindsey Pluimer, UCLA (2005-08) . . . 737
51. Elizabeth Pickney, ARIZ (1999-02) . . . 736
52. Jazmine Perkins, WSU (2010-12) . . . 728
53. Jenni Ruff, WSU (1993-96) . . . 727
54. Eshaya Murphy, USC (2003-07) . . . 722
55. Trisha Stafford, CAL (1989-92) . . . 721
56. Regina Rogers, WASH (2008, 10-12) . . . 720
57. Jamie Reid, WASH (1995-99) . . . 714
58. Brooke Smith, STAN (2004-07) . . . 706

REBOUNDING AVG. (min. 2 seasons)

1. Natalie Williams, UCLA (1991-94) . . . 12.8
2. Cherie Nelson, USC (1987-89) . . . 10.7
3. Ify Ibekwe, ARIZ (2008-pres.) . . . 10.3
4. Tina Thompson, USC (1994-97) . . . 10.2
5. Lisa Leslie, USC (1991-94) . . . 10.1
6. Shawntinice Polk, ARIZ (2003-05) . . . 10.5
7. Nicole Powell, STAN (2001-04) . . . 9.6
8. Amber Hall, WASH (1995-99) . . . 9.6
9. Judy Shannon, OSU (1991-92) . . . 9.5
10. Debbie Sporicich, ORE (1991-94) . . . 9.1
11. Tanja Kostic, OSU (1993-96) . . . 9.0
12. Val Whiting, STAN (1989-93) . . . 8.8
13. Ebony Hoffman, USC (2001-04) . . . 8.7
14. Dana Patterson, ARIZ (1987-88) . . . 8.7
15. Ashley Walker, CAL (2006-09) . . . 8.6
16. Nnemkadi Ogumike, STAN (2009-12) . . . 8.5
17. Jayne Appel, STAN (2007-10) . . . 8.5
18. Kayla Pedersen, STAN (2008-11) . . . 8.4
19. Stefanie Kasperski, ORE (1987-90) . . . 8.4
20. Sonjha Fleming, OSU (1990-93) . . . 8.3

Active:
Chiney Ogumike, STAN (2011-Pres.) . . . 10.4

FIELD GOALS MADE

1. Lisa Leslie, USC (1991-94) . . . 973
2. Nnemkadi Ogumike, STAN (2009-12) . . . 965
3. Candice Wiggins, STAN (2005-08) . . . 889
4. Adia Barnes, ARIZ (1995-98) . . . 881
5. Jayne Appel (2007-10) . . . 876
6. Tanja Kostic, OSU (1993-96) . . . 869
7. Kate Starbird, STAN (1994-97) . . . 818
8. Stefanie Kasperski, ORE (1987-90) . . . 816
9. Ashley Walker, CAL (2006-09) . . . 810
10. Tina Thompson, USC (1994-97) . . . 807

FIELD GOAL ATTEMPTS

1. Candice Wiggins, STAN (2005-08) . . . 1934
2. Jamie Redd, WASH (1996-99) . . . 1838
3. Lisa Leslie, USC (1991-94) . . . 1822
4. Rehema Stephens, UCLA (1989-92) . . . 1807
5. Tanja Kostic, OSU (1993-96) . . . 1773
6. Adia Barnes, ARIZ (1995-98) . . . 1731
7. Davellyn Whyte, ARIZ (2010-13) . . . 1714
8. Dee-Dee Wheeler, ARIZ (2002-05) . . . 1679
9. Nnemkadi Ogumike, STAN (2009-12) . . . 1656
10. Felicia Ragland, OSU (1999-02) . . . 1650

FIELD GOAL PCT. (min. 4 made per game)

1. Kristin Folk, STAN (1995, 97-98) . . . 64.4
2. Shawntinice Polk, ARIZ (2003-05) . . . 59.0
3. Nnemkadi Ogumike, STAN (2009-12) . . . 58.3
4. Tatum Brown, ARIZ (1999-00) . . . 58.2
5. Kristin Kovesdy, ASU (2003-06) . . . 57.5
6. Kisa Hughes, UCLA (1994-96) . . . 56.4
7. Stefanie Kasperski, ORE (1987-90) . . . 56.3
8. Melody Johnson, ASU (2001-02) . . . 56.2
9. Jayne Appel, STAN (2007-10) . . . 56.5
10. Brooke Smith, STAN (2005-07) . . . 56.1

Active:
Chiney Ogumike, STAN (2011-Pres.) . . . 58.2

THREE-POINT FIELD GOALS MADE

1. Candice Wiggins, STAN (2005-08) . . . 295
2. Ashley Corral, USC (2009-12) . . . 291
3. Lisa Griffith, ARIZ (1997-00) . . . 285
4. Davellyn Whyte, ARIZ (2010-13) . . . 274
5. Taylor Lilley, ORE (2007-10) . . . 270
6. Jeanette Pohlen, STAN (2008-11) . . . 268
7. Lisa Willis, UCLA (2003-06) . . . 256
8. Loree Payne, WASH (2000-03) . . . 245
9. Megan Franza, WASH (1998-01) . . . 211
10. Vanessa Nygaard, STAN (1995-98) . . . 210

THREE-POINT FG ATTEMPTS

1. Ashley Corral, USC (2009-12) . . . 815
2. Davellyn Whyte, ARIZ (2010-13) . . . 813
3. Candice Wiggins, STAN (2005-08) . . . 754
4. Lisa Griffith, ARIZ (1997-00) . . . 747
5. Loree Payne, WASH (2000-03) . . . 732
6. Jeanette Pohlen, STAN (2008-11) . . . 711
7. Lisa Willis, UCLA (2003-06) . . . 710
8. Megan Franza, WASH (1998-01) . . . 708
9. Taylor Lilley, ORE (2007-10) . . . 702
10. Jamie Redd, WASH (1996-99) . . . 675

THREE-POINT FG PCT (min. 1 made per game)

1. Rosalind Moore-Senior, ASU (1987-89) . . . 49.4
2. Chris Holtan, CAL (1987-90) . . . 46.7
3. Jennifer Azzi, STAN (1987-90) . . . 45.2
4. Michelle Eble, ORE (1987-90) . . . 44.3
5. Jonni Gray, WSU (1987-89) . . . 42.4
6. Laura Moore, WASH (1990-93) . . . 42.4
7. Kristin Iwanaga, CAL (2002-05) . . . 42.2
8. Krista Rappahahn, STAN (2003-06) . . . 40.9
9. Kelley Suminski, STAN (2002-05) . . . 40.5
10. Melanie Pearson, UCLA (1997-99) . . . 40.1

FREE THROWS MADE

1. Tanja Kostic, OSU (1993-96) . . . 608
2. Candice Wiggins, STAN (2005-08) . . . 556
3. Nnemkadi Ogumike, STAN (2009-12) . . . 555
4. Tina Thompson, USC (1994-97) . . . 552
5. Maylana Martin, UCLA (1997-00) . . . 550
6. Cherie Nelson, USC (1987-89) . . . 488
7. Teresa Palmisano, CAL (1988-91) . . . 482
8. Val Whiting, STAN (1989-93) . . . 481
9. Adia Barnes, ARIZ (1995-98) . . . 472
10. Elizabeth Pickney, ARIZ (1999-02) . . . 472

FREE THROW ATTEMPTS

1. Tanja Kostic, OSU (1993-96) . . . 903
2. Maylana Martin, UCLA (1997-00) . . . 797
3. Tina Thompson, USC (1994-97) . . . 755
4. Rhonda Smith, WASH (1992-95) . . . 722
5. Nnemkadi Ogumike, STAN (2009-12) . . . 718
6. Candice Wiggins, STAN (2005-08) . . . 676
7. Ashley Walker, CAL (2006-09) . . . 675
8. Adia Barnes, ARIZ (1995-98) . . . 671
9. Val Whiting, STAN (1989-93) . . . 666
10. Lisa Leslie, USC (1991-94) . . . 660

FREE THROW PCT (min. 2 made per game)

1. Kristin Iwanaga, CAL (2002-05) . . . 89.0
2. Kelley Suminski, STAN (2002-05) . . . 84.3
3. Laura Moore, WASH (1990-93) . . . 84.0
4. Shaq. Williams, ORE (1999-03) . . . 83.9
5. Briann January, ASU (2006-09) . . . 83.0
6. Nicole Powell, STAN (2001-04) . . . 82.9
7. Julie Zeilstra, STAN (1988-91) . . . 82.7
8. Candice Wiggins, STAN (2005-08) . . . 82.2
9. Theresa Jantzen, ASU (1999-00) . . . 81.8
10. Loree Payne, WASH (1999-03) . . . 81.7

ASSISTS

1. Sonja Henning, STAN (1988-91) . . . 757
2. Jennifer Azzi, STAN (1987-90) . . . 751
3. Erica Gomez, UCLA (1996-00) . . . 697
4. Brenda Pantoja, ARIZ (1993-96) . . . 688
5. Milena Flores, STAN (1997-00) . . . 644
6. Corrie Mizusawa, ORE (2002-05) . . . 618
7. Giuliana Mendiola, WASH (2001-04) . . . 612
8. Nikki Blue, UCLA (2003-06) . . . 602
9. Jamila Wideman, STAN (1994-97) . . . 585
10. Leilani Estavan, OSU (2001-04) . . . 577
11. Nicole Powell, STAN (2001-04) . . . 577

STEALS

1. Lisa Willis, UCLA (2003-06) . . . 372
2. Nikki Blue, UCLA (2003-06) . . . 325
3. Tammey Storey, USC (1989-92) . . . 309
4. Dee-Dee Wheeler, ARIZ (2002-05) . . . 304
5. Michelle Greco, UCLA (1999-03) . . . 288
6. Courtney Johnson, CAL (1997-01) . . . 286
7. Candice Wiggins, STAN (2005-08) . . . 281
8. Sonja Henning, STAN (1988-91) . . . 280
9. Margo Evashevski, OSU (1990-93) . . . 276
10. Nicole Anderson, UCLA (1990-93) . . . 274

BLOCKED SHOTS

1. Stefanie Kasperski, ORE (1987-90) . . . 402
2. Lisa Leslie, USC (1991-94) . . . 321
3. Jayne Appel, STAN (2007-10) . . . 273
4. Jenny Mowe, ORE (1997-01) . . . 222
5. Shawntinice Polk, ARIZ (2003-05) . . . 220
6. Brina Chaney, OSU (2001-04) . . . 208
7. Val Whiting, STAN (1989-93) . . . 201
8. Briana Gilbreath, USC (2009-12) . . . 178
9. Sissel Pierce, OSU (1997-00) . . . 176
10. Ashley Walker, CAL (2006-09) . . . 174

MOST POINTS (600-POINT CLUB)

1. Nnemkadi Ogumike, STAN (2012)	809
2. Chiney Ogumike, STAN (2013)	805
3. Candice Wiggins, STAN (2008)	787
4. Kate Starbird, STAN (1997)	753
5. Candice Wiggins, STAN (2006)	740
6. Jennifer Bennett, CAL (1987)	736
7. Cherie Nelson, USC (1988)	714
8. Rehema Stephens, UCLA (1991)	709
9. Nnemkadi Ogumike, STAN (2010)	704
10. Jenni Ruff, WSU (1996)	685
11. Cherie Nelson, USC (1989)	678
12. Ashley Walker, CAL (2009)	672
13. Giuliana Mendiola, WASH (2004)	661
14. Lisa Leslie, USC (1994)	657
15. Adia Barnes, ARIZ (1998)	653
16. Tina Thompson, USC (1997)	653
17. Tanja Kostic, OSU (1996)	650
18. Stefanie Kasperski, ORE (1989)	650
19. Tanja Kostic, OSU (1995)	648
20. Trisha Stafford, CAL (1992)	647
21. Kate Starbird, STAN (1996)	643
22. Alexis Gray-Lawson, CAL (2010)	642
23. Felicia Ragland, OSU (2002)	638
24. Lisa Leslie, USC (1992)	632
25. Nicole Powell, STAN (2004)	627
26. Tina Thompson, USC (1996)	623
27. Jayne Appel, STAN (2009)	613
28. Candice Wiggins, STAN (2005)	612
29. Val Whiting, STAN (1992)	611
30. Cherie Nelson, USC (1987)	604
31. Taylor Lilley, ORE (2010)	601
32. Judy Shannon, OSU (1992)	600

SCORING AVG. G . . . PTS . AVG

1. Cherie Nelson, USC (1989)	26	678	26.1
2. Rehema Stephens, UCLA (1991)	28	709	25.3
3. Cherie Nelson, USC (1988)	30	714	23.8
4. Jennifer Bennett, CAL (1987)	31	736	23.7
5. Jenni Ruff, WSU (1996)	29	685	23.6
6. Natalie Williams, UCLA (1994)	24	561	23.4
7. Tanja Kostic, OSU (1996)	28	650	23.2
8. Tina Thompson, USC (1996)	27	623	23.1
9. Nnemkadi Ogumike, STAN (2012)	36	809	22.5
10. Tina Thompson, USC (1997)	29	653	22.5

REBOUNDS (300-REBOUND CLUB)

1. Chiney Ogumike, STAN (2013)	466
2. Gennifer Brandon, CAL (2013)	389
3. Nnemkadi Ogumike, STAN (2010)	376
4. Chiney Ogumike, STAN (2012)	374
5. Jillian Alleyne, ORE (2013)	370
6. Lisa Leslie, USC (1994)	369
7. Nnemkadi Ogumike, STAN (2012)	368
8. Kayla Pedersen, STAN (2010)	362
9. Aminah Williams, WASH (2013)	356
10. Ify Ibekwe, ARIZ (2010)	352
11. Jayne Appel, STAN (2009)	349
12. Cherie Nelson, USC (1987)	348
13. Michelle Plouffe, UTAH (2013)	347
14. Gennifer Brandon, CAL (2012)	346
15. Nicole Powell, STAN (2004)	346
16. Kayla Pedersen, STAN (2008)	344
17. Jayne Appel, STAN (2008)	344
18. Shawntinice Polk, ARIZ (2004)	339
19. Ify Ibekwe, ARIZ (2009)	336
20. Shawntinice Polk, ARIZ (2003)	335
21. Nicole Powell, STAN (2002)	327
22. Cherie Nelson, USC (1988)	324
23. Jayne Appel, STAN (2010)	321
24. Natalie Williams, UCLA (1992)	318
25. Tina Thompson, USC (1994)	316
26. Ify Ibekwe, ARIZ (2011)	314
27. Natalie Williams, UCLA (1994)	314
28. Amber Hall, WASH (1998)	313
29. Natalie Williams, UCLA (1993)	310
30. Val Whiting, STAN (1991)	310
31. Tina Thompson, USC (1997)	306
32. Stephanie Kasperski, ORE (1989)	304

REBOUNDS AVG. G . . . REB . AVG

1. Natalie Williams, UCLA (1992)	23	318	13.8
2. Natalie Williams, UCLA (1993)	23	310	13.5
3. Natalie Williams, UCLA (1994)	24	314	13.1
4. Chiney Ogumike, STAN (2013)	36	466	12.9
5. Lisa Leslie, USC (1994)	30	369	12.3
6. Ingrid Dixon, CAL (1994)	24	288	12.0
7. Jillian Alleyne, ORE (2013)	31	370	11.9
8. Ify Ibekwe, ARIZ (2009)	29	336	11.6
9. Cherie Nelson, USC (1987)	30	348	11.6
10. Ify Ibekwe, ARIZ (2010)	31	352	11.4

FIELD GOALS MADE

1. Chiney Ogumike, STAN (2013)	317
2. Nnemkadi Ogumike, STAN (2012)	307
3. Jennifer Bennett, CAL (1987)	280
4. Cherie Nelson, USC (1988)	275
5. Kate Starbird, STAN (1997)	275
6. Rehema Stephens, UCLA (1991)	273
7. Nnemkadi Ogumike, STAN (2010)	266
8. Ashley Walker, CAL (2009)	264
9. Stefanie Kasperski, ORE (1989)	264
10. Lisa Leslie, USC (1992)	262

FIELD GOALS ATTEMPTS

1. Rehema Stephens, UCLA (1991)	617
2. Candice Wiggins, STAN (2008)	602
3. Rehema Stephens, UCLA (1990)	596
4. Rehema Stephens, UCLA (1992)	594
5. Felicia Ragland, OSU (2002)	581
6. Nnemkadi Ogumike, STAN (2012)	561
7. Michelle Plouffe, UTAH (2013)	557
8. Michelle Greco, UCLA (2001)	554
9. Cherie Nelson, USC (1988)	545
10. Chiney Ogumike, STAN (2013)	541

FIELD GOAL PCT.

(minimum 4 made per game) FG-FGA . PCT

1. Kristin Folk, STAN (1998)	123-177	69.5
2. Judie Lomax, OSU (2007)	120-186	64.5
3. Nnemkadi Ogumike, STAN (2009)	161-256	62.9
4. Tina Lelas, OSU (1995)	143-232	61.6
5. Kristen Kovesdy, ASU (2005)	168-274	61.3
6. Brooke Smith, STAN (2005)	199-326	61.0
7. Shawntinice Polk, ARIZ (2003)	218-358	60.9
8. Stefanie Kasperski, ORE (1993)	264-436	60.6
9. Jayne Appel, STAN (2009)	251-417	60.2
10. Debbie Sporcich, ORE (1993)	124-206	60.2

THREE-POINT FIELD GOALS MADE

1. Taylor Lilley, ORE (2010)	124
2. Jeanette Pohlen, STAN (2011)	96
3. Lisa Griffith, ARIZ (1997)	92
4. Krista Rappahahn, STAN (2006)	91
5. Candice Wiggins, STAN (2006)	90
6. Candice Wiggins, STAN (2008)	87
7. Kristi Kingma, WASH (2013)	86
8. Ashley Corral, USC (2011)	85
9. Ashley Corral, USC (2010)	85
10. Jeanette Pohlen, STAN (2009)	83

THREE-POINT FG ATTEMPTS

1. Taylor Lilley, ORE (2010)	306
2. Kristi Kingma, WASH (2013)	272
3. Candice Wiggins, STAN (2008)	253
4. Ashley Corral, USC (2010)	238
5. Lisa Griffith, ARIZ (1997)	234
6. Jeanette Pohlen, STAN (2011)	230
7. Ashley Corral, USC (2011)	228
8. Jamie Redd, WASH (1998)	228
9. Jeanette Pohlen, STAN (2009)	222
10. Megan Franza, WASH (2001)	222

THREE-POINT FIELD GOAL PCT.

(minimum 1 made per game) FG-FGA . PCT

1. Kristin Iwanaga, CAL (2005)	43-82	52.4
2. Taylor Lilley, ORE (2007)	39-77	50.6
3. Jennifer Azzi, STAN (1989)	53-107	49.5
4. Susan Borchardt, STAN (2005)	26-55	47.3
5. Rosiland Moore-Senior, ASU (1989)	34-72	47.2
6. Michelle Eble, ORE (1989)	41-87	47.1
7. Chris Holten, CAL (1989)	46-98	46.9
8. Lisa Kotilainen, ASU (1995)	27-58	46.6
9. Lauren St. Clair, STAN (2000)	61-131	46.6
10. Joanna Smith, WSU (1998)	39-84	46.4
Katy Steding, STAN (1990)	71-153	46.4

FREE THROWS

1. Cassie Harberts, USC (2013)	207
2. Jenni Ruff, WSU (1996)	203
3. Nnemkadi Ogumike, STAN (2012)	191
4. Candice Wiggins, STAN (2008)	184
5. Trisha Stafford, CAL (1992)	180
Tanja Kostic, OSU (1996)	180
7. Cherie Nelson, USC (1989)	178
8. Jennifer Bennett, CAL (1987)	176
Tanja Kostic, OSU (1995)	176
10. Nnemkadi Ogumike, STAN (2010)	172

FREE THROW ATTEMPTS

1. Cassie Harberts, USC (2013)	298
2. Tanja Kostic, OSU (1995)	274
3. Tanja Kostic, OSU (1996)	263
4. Jenni Ruff, WSU (1996)	261
5. Trisha Stafford, CAL (1992)	244
6. Cherie Nelson, USC (1989)	236
7. Rhonda Smith, WASH (1993)	231
8. Nnemkadi Ogumike, STAN (2012)	230
9. Nnemkadi Ogumike, STAN (2010)	226
Rhonda Smith, WASH (1995)	226

FREE THROW PCT.

(minimum 2 made per game) FT-FTA . PCT

1. Kristin Iwanaga, CAL (2005)	85-91	93.4
2. Gabrielle Richards, ORE (2006)	60-66	90.9
3. Shaq. Williams, ORE (2002)	108-119	90.8
4. Reiko Thomas, ARIZ (2010)	75-83	90.4
5. Andrea Constand, ARIZ (1996)	64-71	90.1
6. Mercedes Fox-Griffin, OSU (2009)	81-90	90.0
7. Jeanette Pohlen, STAN (2011)	75-84	89.3
8. Doreena Campbell, UCLA (2010)	76-86	88.4
9. Dymond Simon, ASU (2009)	90-102	88.2
10. Kelley Suminski, STAN (2002)	73-83	88.0

ASSISTS

1. Brenda Pantoja, ARIZ (1996)	278
2. Reshea Bristol, ARIZ (2001)	242
3. Sonja Henning, STAN (1991)	237
4. Erica Gomez, UCLA (1999)	227
5. Sonja Henning, STAN (1990)	221
6. Nicole Powell, STAN (2002)	220
7. Milena Flores, STAN (1999)	219
8. Anja Hellman, CAL (1987)	215
9. Corrie Mizusawa, ORE (2005)	209
10. Jade Hyatt, WSU (1997)	205

STEALS

1. Jade Hyatt, WSU (1997)	123
2. Lisa Willis, UCLA (2006)	115
3. Nikki Thompson, ASU (1994)	104
4. Lisa Willis, UCLA (2005)	102
5. Lisa Willis, UCLA (2004)	100
Nicole Anderson, UCLA (1993)	100
Eliza Sokolowska, CAL (1995)	100
8. Detra Lockhart, UCLA (1994)	97
9. Reshea Bristol, ARIZ (2001)	96
Jennifer Azzi, STAN (1988)	96
Penny Bowden, WSU (1988)	96
Tammy Story, USC (1996)	96

BLOCKED SHOTS

1. Stefanie Kasperski, ORE (1988)	119
2. Patricia Bright, OSU (2012)	115
3. Stefanie Kasperski, ORE (1989)	111
4. Lisa Leslie, USC (1993)	95
5. Lisa Leslie, USC (1994)	94
6. El Sara Greer, OSU (2011)	92
Stefanie Kasperski, ORE (1990)	92
8. Kali Bennett, ASU (2012)	91
9. Sissel Pierce, OSU (2000)	85
10. Jayne Appel, STAN (2008)	84

2012-13 Returnees in bold

SCORING	G.	PTS	AVG	
1986-87	Jennifer Bennett, CAL	31	736	23.7
1987-88	Cherie Nelson, USC	30	714	23.8
1988-89	Cherie Nelson, USC	26	678	26.1
1989-90	Rehema Stephens, UCLA	29	583	20.1
1990-91	Rehema Stephens, UCLA	28	709	25.3
1991-92	Trisha Stafford, CAL	29	647	22.3
1992-93	Natalie Williams, UCLA	23	488	21.2
1993-94	Natalie Williams, UCLA	24	561	23.4
1994-95	Tanja Kostic, OSU	29	648	22.3
1995-96	Jenni Ruff, WSU	29	685	23.6
1996-97	Tina Thompson, USC	29	653	22.5
1997-98	Adia Barnes, ARIZ	30	653	21.8
1998-99	Maylana Martin, UCLA	31	565	18.2
1999-00	Shaquala Williams, ORE	31	549	17.7
2000-01	Michelle Greco, UCLA	27	537	19.9
2001-02	Felicia Ragland, OSU	32	638	19.9
2002-03	Michelle Greco, UCLA	27	537	18.9
2003-04	Giuliana Mendiola, WASH	31	661	21.3
2004-05	Dee-Dee Wheeler, ARIZ	32	564	17.6
2005-06	Candice Wiggins, STAN	34	740	21.8
2006-07	Casey Nash, OSU	28	560	20.0
2007-08	Candice Wiggins, STAN	39	787	20.2
2008-09	Ashley Walker, CAL	34	672	19.8
2009-10	Nnemkadi Ogwumike, STAN	38	704	18.5
2010-11	Nnemkadi Ogwumike, STAN	33	576	17.5
2011-12	Nnemkadi Ogwumike, STAN	36	809	22.5
2012-13	Chiney Ogwumike, STAN	36	805	22.4

REBOUNDING	G.	REB	AVG	
1986-87	Cherie Nelson, USC	30	348	11.6
1987-88	Cherie Nelson, USC	30	324	10.8
1988-89	Fran Ciak, ASU	28	285	10.2
1989-90	S. VanEmbricqs, UCLA	29	278	9.6
1990-91	Teresa Palmisano, CAL	28	284	10.1
1991-92	Natalie Williams, UCLA	23	318	13.8
1992-93	Natalie Williams, UCLA	23	310	13.5
1993-94	Natalie Williams, UCLA	24	314	13.1
1994-95	Tina Thompson, USC	28	294	10.5
1995-96	Tanja Kostic, OSU	28	303	10.8
1996-97	Amber Hall, WASH	22	244	11.1
1997-98	Amber Hall, WASH	28	313	11.2
1998-99	Amber Hall, WASH	27	282	10.4
1999-00	Maylana Martin, UCLA	29	252	8.7
2000-01	Nicole Powell, STAN	30	255	8.5
2001-02	Nicole Powell, STAN	35	327	9.3
2002-03	Shawntinice Polk, ARIZ	31	335	10.8
2003-04	Nicole Powell, STAN	31	346	11.2
2004-05	Kate Benz, WSU	28	254	9.1
2005-06	Kate Benz, WSU	28	255	9.1
2006-07	Ashley Walker, CAL	32	277	8.7
2007-08	Ashley Walker, CAL	34	317	9.3
2008-09	Ify Ibekwe, ARIZ	29	336	11.6
2009-10	Ify Ibekwe, ARIZ	31	352	11.4
2010-11	Ify Ibekwe, ARIZ	32	314	9.8
2011-12	Markel Walker, UCLA	23	252	11.0
2012-13	Chiney Ogwumike, STAN	36	466	12.9

FIELD GOAL PCT.	FGM	FGA	PCT.	
1986-87	Monica Lamb, USC	224	381	58.8
1987-88	Tammy Leikem, ARIZ	120	211	56.9
1988-89	Stefanie Kasperski, ORE	264	436	60.6
1989-90	Trisha Stevens, STAN	240	437	54.9
1990-91	Kim Conway, ARIZ	125	214	58.4
1991-92	Camille Thompson, WSU	153	260	58.8
1992-93	Debbie Sporcich, ORE	124	206	60.2
1993-94	Sara Wilson, ORE	144	243	59.3
1994-95	Tina Lelas, OSU	143	232	61.6
1995-96	Kisa Hughes, UCLA	158	274	57.7
1996-97	Maylana Martin, UCLA	171	306	55.9
1997-98	Marte Alexander, ARIZ	142	239	59.4
1998-99	Jenny Mowe, ORE	95	159	59.7
1999-00	Tatum Brown, ARIZ	154	251	59.0
2000-01	Jenny Mowe, ORE	100	168	59.5
2001-02	Bethany Donaphin, STAN	137	232	59.1
2002-03	Shawntinice Polk, ARIZ	218	358	60.9
2003-04	Shawntinice Polk, ARIZ	230	401	57.4
2004-05	Kristen Kovesdy, ASU	168	274	61.3
2005-06	Kristen Kovesdy, ASU	165	275	60.0
2006-07	Judie Lomax, OSU	120	186	64.5
2007-08	Jayne Appel, STAN	251	427	58.8
2008-09	Nnemkadi Ogwumike, STAN	161	256	62.9
2009-10	Nnemkadi Ogwumike, STAN	266	445	59.8
2010-11	Nnemkadi Ogwumike, STAN	231	394	58.6
2011-12	Regina Rogers, WASH	219	375	58.4
2012-13	Chiney Ogwumike, STAN	317	541	58.6

3-PT FIELD GOAL PCT.	3F	ATT	PCT.	
1986-87	-----	-----	-----	
1987-88	Jennifer Azzi, STAN	70	162	43.2
1988-89	Jennifer Azzi, STAN	53	107	49.5
1989-90	Katy Steding, STAN	71	153	46.4
1990-91	Jennifer Bourn, ORE	49	111	44.1
1991-92	Jennifer Self, CAL	64	149	43.0
1992-93	Laura Moore, WASH	64	159	40.3
1993-94	Anette Mollerstrom, OSU	43	93	46.2
1994-95	Lisa Kotilainen, ASU	27	58	46.6
1995-96	Erica Mashia, USC	38	87	43.7
1996-97	Kate Starbird, STAN	74	174	42.5
1997-98	Joanna Smith, WSU	39	84	46.4
1998-99	Michelle Tom, ASU	29	69	42.0
1999-00	Lauren St. Clair, STAN	30	131	46.6
2000-01	Felicia Ragland, OSU	63	136	46.3
2001-02	Kelley Suminski, STAN	38	82	46.3
2002-03	Giuliana Mendiola, WASH	38	82	46.3
2003-04	Susan Borchardt, STAN	55	126	43.7
2004-05	Kristin Iwanaga, CAL	43	82	52.4
2005-06	Krista Rappahahn, STAN	91	208	43.8
2006-07	Taylor Lilley, ORE	39	77	50.6
2007-08	Alexis Gray-Lawson, CAL	56	140	40.0
2008-09	Briann January, ASU	65	145	44.8
2009-10	Victoria Kenyon, ORE	37	85	43.5
2010-11	Katie Gemelos, USC	52	123	42.3
2011-12	Ashley Corral, USC	69	184	37.5
2012-13	Rachel Messer, UTAH	37	84	44.0

FREE THROW PCT.	FTM	FTA	PCT.	
1986-87	Sherry Poole, ASU	84	100	84.0
1987-88	Jonni Gray, WSU	61	76	80.3
1988-89	Angie Miller, WSU	106	126	84.1
1989-90	Karen O'Connor, ASU	114	137	83.2
1990-91	Julie Zeilstra, STAN	149	175	85.1
1991-92	Lisa Salsman, ASU	65	75	86.7
1992-93	Laura Moore, WASH	75	92	81.5
1993-94	Jessica Schutt, ORE	56	67	83.6
1994-95	Sally Crowe, ORE	102	118	86.4
1995-96	Andrea Constand, ARIZ	64	71	90.1
1996-97	Kate Starbird, STAN	129	157	82.2
1997-98	Sonja Curtis, ORE	101	121	83.5
1998-99	Milena Flores, STAN	83	104	79.8
1999-00	Milena Flores, STAN	71	81	87.7
2000-01	Michelle Greco, UCLA	77	89	86.5
2001-02	Shaquala Williams, ORE	108	119	90.8
2002-03	Nicole Powell, STAN	98	112	87.5
2003-04	Nicole Powell, STAN	161	188	85.6
2004-05	Kristin Iwanaga, CAL	85	91	93.4
2005-06	Gabrielle Richards, ORE	60	66	90.9
2006-07	Emily Westerberg, ASU	133	153	86.9
2007-08	Briann January, ASU	114	132	86.4
2008-09	Mercedes Fox-Griffin, OSU	81	90	90.0
2009-10	Reiko Thomas, ARIZ	75	83	90.4
2010-11	Jeanette Pohlen, STAN	75	84	89.3
2011-12	Nnemkadi Ogwumike, STAN	191	230	83.0
2012-13	Devyn Galland, ORE	84	96	87.5

STEALS	G.	ST	AVG	
1986-87	Penny Bowden, WSU	28	88	3.1
1987-88	Penny Bowden, WSU	28	96	3.4
1988-89	Karen O'Connor, ASU	28	86	3.1
1989-90	Tammy Story, USC	27	91	3.4
1990-91	Tammy Story, USC	30	96	3.2
1991-92	Vanessa Selden, ORE	27	84	3.1
1992-93	Nicole Anderson, UCLA	27	100	3.7
1993-94	Nikki Thompson, ASU	25	104	4.2
1994-95	Eliza Sokolowska, CAL	27	100	3.7
1995-96	Jade Hyett, WSU	29	85	2.9
1996-97	Jade Hyett, WSU	27	123	4.6
1997-98	Stephanie Freeman, ASU	26	77	3.0
1998-99	Julia Gray, WASH	29	86	3.0
1999-00	Courtney Johnson, CAL	24	76	3.2
2000-01	Courtney Johnson, CAL	28	89	3.2
2001-02	Felicia Ragland, OSU	32	79	2.5
2002-03	Michelle Greco, UCLA	29	81	2.79
2003-04	Lisa Willis, UCLA	30	100	3.3
2004-05	Lisa Willis, UCLA	28	102	3.64
2005-06	Lisa Willis, UCLA	32	115	3.59
2006-07	Emily Florence, WASH	31	68	2.19
2007-08	Briann January, ASU	33	72	2.18
2008-09	Sami Whitcomb, WASH	30	68	2.27
2009-10	Kiki Moore, WSU	30	95	3.2
2010-11	Eliza Pierre, CAL	34	90	2.6
2011-12	Jazmine Perkins, WSU	33	87	2.64
2012-13	Lia Galdeira, WSU	31	86	2.77

BLOCKED SHOTS	G.	BS	AVG	
1986-87	Monica Lamb, USC	30	82	2.7
1987-88	Stefanie Kasperski, ORE	28	119	4.3
1988-89	Stefanie Kasperski, ORE	32	111	3.5
1989-90	Stefanie Kasperski, ORE	29	92	3.2
1990-91	Lisa Leslie, USC	30	78	2.6
1991-92	Lisa Leslie, USC	31	54	1.7
1992-93	Lisa Leslie, USC	29	95	3.3
1993-94	Lisa Leslie, USC	30	94	3.1
1994-95	Renae Fegent, ORE	28	65	2.3
1995-96	Renae Fegent, ORE	29	74	2.6
1996-97	Michelle Campbell, USC	28	59	2.1
1997-98	Marte Alexander, ARIZ	29	53	1.8
1998-99	Jenny Mowe, ORE	31	63	2.0
1999-00	Sissel Pierce, OSU	29	85	2.9
2000-01	Denise Woods, USC	27	51	1.9
2001-02	Cori Engghusen, STAN	35	58	1.7
2002-03	Shawntinice Polk, ARIZ	31	80	2.58
2003-04	Shawntinice Polk, ARIZ	33	80	2.42
2004-05	Shawntinice Polk, ARIZ	30	62	2.07
2005-06	Ashley Walker, CAL	30	51	1.70
2006-07	Jayne Appel, STAN	33	61	1.85
2007-08	Jayne Appel, STAN	39	64	2.15
2008-09	Jayne Appel, STAN	38	70	1.84
2009-10	Carly Noyes, WSU	30	57	1.9
2010-11	El Sara Greer, OSU	30	92	3.1
2011-12	Patricia Bright, OSU	33	115	3.5
2012-13	Joslyn Tinkle, STAN	36	66	1.83

ASSISTS	G.	AST	AVG	
1986-87	Anja Hellman, CAL	31	215	6.9
1987-88	Paula Pyers, USC	30	181	6.0
1988-89	Jennifer Azzi, STAN	31	203	6.5
1989-90	Sonja Henning, STAN	33	221	6.7
1990-91	Sonja Henning, STAN	32	237	7.4
1991-92	Ryneldi Becenti, ASU	29	201	6.9
1992-93	Ryneldi Becenti, ASU	27	195	7.2
1993-94	Boky Vidic, OSU	21	176	8.4
1994-95	Boky Vidic, OSU	29	203	7.0
1995-96	Brenda Pantoja, ARIZ	30	278	9.3
1996-97	Jade Hyett, WSU	27	205	7.6
1997-98	Milena Flores, STAN	27	165	6.1
1998-99	Milena Flores, STAN	30	219	7.3
1999-00	Milena Flores, STAN	30	178	5.9
2000-01	Reshea Bristol, ARIZ	32	242	7.6
2001-02	Nicole Powell, STAN	35	220	6.3
2002-03	Giuliana Mendiola, WASH	30	162	5.4
2003-04	Corrie Mizusawa, ORE	29	180	6.2
2004-05	Corrie Mizusawa, ORE	30	209	6.97
2005-06	Nikki Bluz, UCLA	32	189	5.91
2006-07	Mercedes Fox-Griffin, OSU	28	180	6.43
2007-08	Ashley Whisonant, ARIZ	29	141	4.86
2008-09	Briann January, ASU	35	167	4.77
2009-10	Ashley Corral, USC	31	154	5.0
2010-11	Sarah Morton, WASH	24	118	4.9
2011-12	Janita Baddon, UTAH	26	143	5.5
2012-13	Markel Walker, UCLA	33	187	5.67



Ranked in the top-10 in the Pac-12 history books in scoring, former Wildcat Adia Barnes is now an assistant at UW.

SCORING	G.	PTS	AVG
1986-87 USC	30	2484	82.8
1987-88 USC	30	2432	81.1
1988-89 Stanford	31	2724	87.9
1989-90 Stanford	33	3036	92.8
1990-91 Stanford	32	2732	85.4
1991-92 Stanford	33	2825	85.6
1992-93 Stanford	32	2527	79.0
1993-94 Stanford	31	2592	83.6
1994-95 Stanford	33	2788	84.5
1995-96 Stanford	32	2485	77.7
1996-97 Stanford	36	3033	84.3
1997-98 Stanford	27	2314	85.7
1998-99 UCLA	34	2896	85.2
1999-00 Arizona	32	2484	77.6
2000-01 Arizona	32	2521	78.8
2001-02 Stanford	35	2809	80.3
2002-03 Washington	30	2267	75.6
2003-04 Arizona	33	2386	72.3
2004-05 Stanford	35	2724	77.8
2005-06 Stanford	34	2671	78.6
2006-07 Arizona State	36	2606	72.4
2007-08 Stanford	39	2928	75.1
2008-09 Stanford	38	2839	76.1
2009-10 Oregon	34	2767	81.4
2010-11 Stanford	36	2856	79.3
2011-12 Stanford	32	2811	76.0
2012-13 California	36	2586	71.8

SCORING MARGIN	OWN	OPP	DIFF
1986-87 Washington	76.7	64.1	12.6
1987-88 Washington	77.5	62.6	14.9
1988-89 Stanford	87.9	68.3	19.5
1989-90 Stanford	92.8	66.2	23.0
1990-91 Stanford	85.4	70.7	14.7
1991-92 Stanford	85.6	70.1	15.5
1992-93 Stanford	79.0	63.3	15.6
1993-94 Stanford	83.6	65.7	17.9
1994-95 Stanford	84.5	60.8	23.7
1995-96 Stanford	77.7	60.0	17.7
1996-97 Stanford	84.3	61.1	23.1
1997-98 Stanford	85.7	70.9	14.9
1998-99 UCLA	85.2	72.9	12.3
1999-00 Arizona	77.6	67.7	9.9
2000-01 Arizona	78.8	69.7	9.1
2001-02 Stanford	80.3	61.4	18.9
2002-03 Stanford	70.7	58.9	11.8
2003-04 Stanford	70.4	58.4	11.9
2004-05 Stanford	77.8	56.0	21.9
2005-06 Stanford	78.6	62.9	15.7
2006-07 Stanford	71.3	57.1	14.2
2007-08 Stanford	75.1	56.4	18.7
2008-09 Stanford	76.1	55.8	20.3
2009-10 Stanford	76.1	53.9	22.2
2010-11 Stanford	79.3	55.5	23.9
2011-12 Stanford	76.0	55.3	20.7
2012-13 Stanford	70.5	51.9	18.6

REBOUNDING	G.	REB	AVG
1986-87 Oregon	30	1387	46.2
1987-88 UCLA	30	1306	43.5
1988-89 Arizona State	28	1234	44.1
1989-90 USC	27	1183	43.8
1990-91 Arizona State	28	1337	47.8
1991-92 UCLA	31	1432	46.2
1992-93 Stanford	32	1410	44.1
1993-94 USC	30	1377	45.9
1994-95 Stanford	33	1412	42.8
1995-96 Oregon State	28	1167	41.7
1996-97 Washington	28	1259	45.0
1997-98 Washington	28	1244	44.4
1998-99 Washington	29	1290	44.5
1999-00 UCLA	29	1209	41.7
2000-01 Washington	32	1351	42.2
2001-02 Stanford	35	1517	43.3
2002-03 Arizona	31	1234	39.8
2003-04 Arizona	33	1265	38.3
2004-05 USC	31	1251	40.4
2005-06 Stanford	34	1395	41.0
2006-07 Stanford	34	1454	42.8
2007-08 UCLA	31	1309	42.2
2008-09 Stanford	38	1663	43.8
2009-10 Stanford	38	1719	45.2
2010-11 Stanford	36	1565	43.5
2011-12 California	35	1592	45.5
2012-13 California	36	1606	44.6

REBOUNDING MARGIN	OWN	OPP	DIFF
1986-87 Washington	42.4	34.5	7.9
1987-88 UCLA	43.5	36.0	7.5
1988-89 Oregon	42.7	37.3	5.4
1989-90 Stanford	43.2	35.5	7.6
1990-91 Oregon State	44.5	38.9	5.6
1991-92 Stanford	43.0	38.6	4.4
1992-93 USC	40.5	35.2	5.3
1993-94 USC	45.9	40.6	5.3
1994-95 Stanford	42.8	33.6	9.2
1995-96 Stanford	41.1	35.3	5.8
1996-97 Stanford	43.7	35.6	5.8
1997-98 Stanford	39.3	30.8	8.6
1998-99 UCLA	43.3	38.3	5.0
1999-00 Oregon State	39.7	34.0	5.7
2000-01 Oregon State	38.0	34.4	3.6
2001-02 Stanford	43.3	35.0	8.3
2002-03 Stanford	39.2	31.2	8.0
2003-04 Arizona	38.3	33.5	4.8
2004-05 Stanford	39.5	33.2	6.2
2005-06 Arizona State	37.8	31.3	6.4
2006-07 Stanford	42.8	35.4	7.4
2007-08 California	40.9	33.1	7.7
2008-09 Stanford	43.8	30.5	13.2
2009-10 Stanford	45.2	33.5	11.8
2010-11 Stanford	43.5	31.9	11.6
2011-12 California	45.5	32.9	+12.6
2012-13 California	44.6	33.2	+11.4

FIELD GOAL PCT.	FGM	FGA	PCT
1986-87 USC	1006	2035	49.4
1987-88 Oregon	765	1651	46.3
1988-89 Stanford	1027	2092	49.1
1989-90 Stanford	1160	2317	50.1
1990-91 Washington	835	1764	47.3
1991-92 Stanford	1021	2114	48.3
1992-93 California	837	1815	46.1
1993-94 Oregon State	837	1752	47.8
1994-95 Oregon State	867	1779	48.7
1995-96 Arizona	862	1762	48.9
1996-97 Stanford	1093	2317	47.2
1997-98 Stanford	800	1536	52.1
1998-99 UCLA	1081	2272	47.6
1999-00 Stanford	798	1221	46.4
2000-01 Arizona	914	1946	47.0
2001-02 Stanford	1027	2151	47.7
2002-03 Arizona	883	1888	46.8
2003-04 Arizona	919	2002	45.9
2004-05 Stanford	994	2063	48.2
2005-06 Stanford	999	2137	46.7
2006-07 Arizona State	454	2052	46.5
2007-08 Stanford	1096	2395	45.8
2008-09 Stanford	1098	2323	47.3
2009-10 Stanford	1066	2302	46.3
2010-11 Stanford	1062	2160	49.2
2011-12 Stanford	1049	2298	45.6
2012-13 Stanford	970	2133	45.5

3-PT FIELD GOAL PCT.	FGM	FGA	PCT
1986-87	-	-	-
1987-88 Arizona State	24	58	41.4
1988-89 Oregon	51	115	44.3
1989-90 Stanford	177	420	42.1
1990-91 Washington	80	192	41.7
1991-92 California	134	346	38.7
1992-93 Oregon	155	429	36.1
1993-94 Oregon State	72	185	38.9
1994-95 Washington State	144	423	34.0
1995-96 Arizona	155	406	38.2
1996-97 Stanford	205	544	37.7
1997-98 Stanford	151	381	39.6
1998-99 Washington State	200	568	35.2
1999-00 Stanford	213	522	40.8
2000-01 Stanford	188	504	37.3
2001-02 Stanford	258	657	39.3
2002-03 Washington	246	676	36.4
2003-04 Stanford	256	679	37.7
2004-05 Stanford	221	581	38.0
2005-06 Stanford	241	609	39.6
2006-07 Arizona State	176	466	37.8
2007-08 California	155	447	34.7
2008-09 Arizona State	180	458	39.3
2009-10 Oregon	284	799	35.5
2010-11 Stanford	225	623	36.1
2011-12 Arizona	203	577	39.4
2012-13 Utah	208	589	35.3

FREE THROW PCT.	FTM	FTA	PCT
1986-87 California	592	799	74.1
1987-88 Stanford	451	608	74.2
1988-89 Washington State	485	671	72.3
1989-90 Stanford	566	741	76.4
1990-91 Stanford	593	810	73.2
1991-92 Stanford	633	861	73.5
1992-93 Stanford	462	654	70.6
1993-94 Stanford	499	677	73.7
1994-95 Oregon	479	665	72.0
1995-96 Stanford	521	726	71.8
1996-97 Stanford	642	887	72.4
1997-98 Stanford	563	783	71.9
1998-99 Arizona	520	721	72.1
1999-00 Washington State	337	453	74.4
2000-01 Stanford	413	573	72.1
2001-02 Arizona	445	601	74.0
2002-03 Stanford	472	611	77.3
2003-04 Stanford	476	589	80.8
2004-05 Stanford	515	685	75.2
2005-06 Oregon	344	459	74.9
2006-07 Arizona State	571	768	75.1
2007-08 Stanford	509	704	72.3
2008-09 Oregon State	462	621	74.4
2009-10 Stanford	522	710	73.5
2010-11 Stanford	507	683	74.2
2011-12 Stanford	521	684	76.2
2012-13 Stanford	410	571	71.8

ASSISTS	G.	AST	AVG
1986-87 California	31	619	20.0
1987-88 Stanford	32	577	18.0
1988-89 Stanford	31	656	21.2
1989-90 Stanford	33	758	23.0
1990-91 Stanford	32	646	20.2
1991-92 Stanford	33	613	18.6
1992-93 Stanford	32	599	18.7
1993-94 Stanford	31	614	19.8
1994-95 Stanford	33	682	20.7
1995-96 Arizona	30	581	19.4
1996-97 Stanford	36	666	18.5
1997-98 Stanford	27	496	18.4
1998-99 UCLA	34	565	16.6
1999-00 Arizona	32	574	17.9
2000-01 Arizona	32	531	16.6
2001-02 Stanford	35	672	19.2
2002-03 Washington	30	549	18.3
2003-04 Arizona State	29	475	16.4
2004-05 Arizona State	34	579	17.0
2005-06 Arizona State	32	588	18.4
2006-07 Arizona State	36	652	18.1
2007-08 Stanford	39	674	17.2
2008-09 Stanford	38	716	18.8
2009-10 Stanford	38	666	17.5
2010-11 Stanford	36	635	17.6
2011-12 Stanford	37	613	16.57
2012-13 UCLA	34	556	16.35

STEALS	G.	ST	AVG
1986-87 Oregon State	28	339	12.1
1987-88 Washington	30	366	12.2
1988-89 Stanford	31	333	10.7
1989-90 UCLA	29	311	10.7
1990-91 Oregon State	28	350	12.5
1991-92 Arizona State	29	420	14.5
1992-93 Arizona State	27	372	13.8
1993-94 Arizona State	25	338	13.5
1994-95 California	27	336	12.4
1995-96 UCLA	27	343	12.7
1996-97 Arizona	31	399	12.9
1997-98 UCLA	29	341	11.8
1998-99 UCLA	34	435	12.8
1999-00 UCLA	29	321	11.1
2000-01 UCLA	29	324	11.2
2001-02 USC	30	303	10.1
2002-03 UCLA	29	383	13.2
2003-04 UCLA	30	369	12.3
2004-05 UCLA	28	333	11.9
2005-06 UCLA	32	334	10.4
2006-07 Washington	31	303	9.7
2007-08 UCLA	31	317	10.2
2008-09 UCLA	31	333	10.7
2009-10 UCLA	34	362	10.6
2010-11 UCLA	33	420	12.7
2011-12 Arizona State	32	336	10.5
2012-13 UCLA	34	338	9.94

BLOCKED SHOTS	G	BS	AVG
1986-87	Oregon	30	164.....5.5
1987-88	Oregon	28	161.....5.8
1988-89	Oregon	32	148.....4.6
1989-90	Oregon	29	130.....4.5
1990-91	Oregon State	28	120.....4.3
1991-92	Stanford	33	112.....3.4
1992-93	USC	29	141.....4.9
1993-94	USC	30	172.....5.7
1994-95	USC	28	116.....4.1
1995-96	Oregon	29	105.....3.6
1996-97	USC	29	132.....4.6
1997-98	Oregon State	27	87.....3.2
1998-99	Stanford	30	137.....4.6
1999-00	Oregon State	30	147.....4.9
2000-01	Stanford	30	176.....5.9
2001-02	Stanford	35	196.....5.6
2002-03	Oregon State	30	117.....3.9
2003-04	Oregon State	32	127.....3.9
2004-05	Arizona	32	131.....4.1
2005-06	Stanford	34	146.....4.3
2006-07	Stanford	34	189.....5.5
2007-08	Stanford	39	187.....4.8
2008-09	Stanford	38	177.....4.7
2009-10	Oregon	34	149.....4.4
2010-11	Oregon State	30	143.....4.77
2011-12	Arizona State	32	187.....5.84

SCORING DEFENSE	G	PTS	AVG
1986-87	Washington	30	1924.....64.1
1987-88	Washington	30	1879.....62.6
1988-89	Washington	33	2181.....66.1
1989-90	Washington	31	1865.....60.2
1990-91	Washington	29	1808.....62.3
1991-92	USC	31	1963.....63.3
1992-93	USC	29	1731.....59.7
1993-94	Washington	29	1848.....63.7
1994-95	Stanford	33	2007.....60.8
1995-96	Oregon	29	1732.....59.7
1996-97	Oregon	29	1726.....59.5
1997-98	Arizona	30	1995.....66.5
1998-99	Oregon	31	1836.....59.2
1999-00	Oregon State	30	1831.....61.0
2000-01	Arizona State	31	1908.....61.5
2001-02	Arizona State	34	2008.....59.1
2002-03	Stanford	32	1886.....58.9
2003-04	Stanford	34	1986.....58.4
2004-05	Arizona State	34	1860.....54.7
2005-06	Oregon	29	1705.....58.8
2006-07	Stanford	34	1943.....57.1
2007-08	California	34	1845.....54.3
2008-09	California	34	1864.....54.8
2009-10	Stanford	38	2049.....53.9
2010-11	UCLA	33	1826.....55.3
2011-12	Arizona State	32	1704.....53.2
2012-13	Stanford	36	1870.....51.9

FG PCT. DEFENSE	FGM	FGA	PCT
1986-87	Oregon	851	2115.....40.2
1987-88	Oregon	731	1974.....37.0
1988-89	Oregon	902	2262.....39.9
1989-90	Stanford	832	2029.....41.0
1990-91	USC	742	1929.....38.5
1991-92	Stanford	901	2221.....40.6
1992-93	USC	635	1696.....37.4
1993-94	USC	750	2015.....37.2
1994-95	Stanford	706	1814.....38.9
1995-96	Arizona	718	1870.....38.4
1996-97	Stanford	806	2168.....37.2
1997-98	Arizona	729	1767.....41.3
1998-99	Oregon	654	1797.....36.4
1999-00	Oregon State	625	1606.....38.9
2000-01	Oregon	648	1645.....39.4
2001-02	Stanford	756	2183.....34.6
2002-03	Arizona	698	1848.....37.8
2003-04	Stanford	476	589.....80.8
2004-05	Stanford	715	2035.....35.1
2005-06	Oregon	613	1696.....36.1
2006-07	Stanford	702	2027.....34.6
2007-08	California	692	1970.....35.1
2008-09	Stanford	761	2163.....35.2
2009-10	Stanford	798	2351.....33.9
2010-11	Stanford	732	2180.....33.6
2011-12	Stanford	756	2228.....33.9
2012-13	Stanford	693	2192.....31.6

MOST POINTS (40-POINT CLUB)

50	Cherie Nelson, USC vs. California, Mar. 10, 1989
49	Tina Thompson, USC vs. UCLA, Jan. 27, 1996
47	Alexis Gray-Lawson, CAL at OSU, Jan. 23, 2010
46	Jayne Appel, STAN vs. Iowa State, Mar. 30, 2009
46	Karon Howell, USC vs. Arizona, Feb. 18, 1989
45	Jennifer Bennett, CAL vs. Arizona, Jan. 26, 1987
44	Jennifer Bennett, CAL vs. Washington, Feb. 12, 1987
44	Cherie Nelson, USC vs. Oregon State, Mar. 3, 1989
44	Kate Starbird, STAN vs. USC, Jan. 13, 1996
44	Candice Wiggins, STAN vs. Texas-El Paso, Mar. 24, 2008
43	Natalie Williams, UCLA vs. California, Feb. 24, 1994
43	Talisa Kostic, OSU vs. Boise State, Dec. 16, 1995
43	Giuliana Mendiola, WASH vs. UCLA, Feb. 1, 2003
42	Nnemkadi Ogwumike, STAN vs. Tennessee, Dec. 20, 2012
42	Talisa Rhea, OSU vs. Sacramento State, Nov. 16, 2008
42	Dora Dome, UCLA vs. California, Feb. 5, 1987
42	Judy Shannon, OSU vs. Washington, Jan. 4, 1991
41	Melanie Francis, ASU vs. New Mexico, Jan. 1, 1994
41	Jenni Ruff, WSU vs. California, Feb. 24, 1996
41	Candice Wiggins, STAN vs. Maryland, Mar. 31, 2008
40	Shannon Howell, OSU vs. Washington, Jan. 17, 2004
40	Kate Starbird, STAN vs. USC, Jan. 12, 1997

MOST REBOUNDS (20-REBOUND CLUB)

27	Jillian Alleyne, ORE vs. Portland State, Nov. 15, 2012
26	Gennifer Brandon, CAL vs. USC, Jan. 17, 2013
25	Natalie Williams, UCLA vs. Arizona State, Feb. 20, 1994
24	Chiney Ogwumike, STAN vs. Oregon, Feb. 24, 2013
24	Gennifer Brandon, CAL vs. Ohio State, Dec. 17, 2011
23	Jillian Alleyne, ORE vs. Oklahoma, Nov. 24, 2012
23	Nnemkadi Ogwumike, STAN at Oregon, Jan. 23, 2010
23	Cherie Nelson, USC vs. Oregon State, Feb. 22, 1987
23	Lisa Leslie, USC vs. San Diego State, Dec. 4, 1990
23	Ingrid Dixon, CAL vs. Arizona State, Jan. 15, 1994
23	Natalie Williams, UCLA vs. USC, Feb. 4, 1994
23	Shavaki Jackson, CAL vs. Washington, Jan. 29, 2000
23	Ashley Walker, CAL vs. Fresno State, Nov. 10, 2007
22	Ify Ibeke, ARIZ vs. Arizona State, Feb. 13, 2011
22	Ify Ibeke, ARIZ at Iona, Nov. 14, 2009
22	Fran Ciak, ASU vs. Morgan State, Dec. 30, 1988
22	Natalie Williams, UCLA vs. Oregon, Mar. 14, 1992
22	Cathrine Kraayeveld, Oregon vs. Montana, Dec. 29, 2002
22	Amy Saneholtz, WSU vs. Arizona State, Mar. 2, 1995
22	Janae Hubbard, UCLA vs. Arizona, Mar. 6, 1999
21	Chiney Ogwumike, STAN vs. Washington St., Mar. 8, 2013
21	Kate Benz, WSU vs. Idaho State, Nov. 26, 2005
21	Andrea Bills, ORE vs. Montana, Dec. 12, 2003
21	Nicole Powell, STAN vs. Oregon, Jan. 13, 2002
21	Amber Hall, WASH vs. Arizona State, Jan. 8, 1998
21	Natalie Williams, UCLA vs. Oregon, Jan. 13, 1993
21	Natalie Williams, UCLA vs. Michigan State, Dec. 29, 1992
20	Kayla Pedersen, STAN at San Francisco, Dec. 22, 2010
20	Jasmine Dixon, UCLA at Oregon, Feb. 27, 2010
20	Talia Caldwell, CAL vs. Oregon, Feb. 24, 2011
20	Ify Ibeke, ARIZ vs. Arizona State, Feb. 21, 2009
20	Ify Ibeke, ARIZ at Boise State, Dec. 29, 2008
20	Jayne Appel, STAN vs. Utah, Nov. 18, 2007
20	Andrea Bills, ORE at Santa Clara, Dec. 16, 2003
20	Ebony Hoffman, USC vs. UCLA, Feb. 8, 2003
20	Ebony Hoffman, USC vs. Washington State, Mar. 7, 2003
20	Shavaki Jackson, CAL vs. Arizona State, Mar. 9, 2000
20	Kisa Hughes, UCLA vs. Boise State, Dec. 3, 1994
20	Natalie Williams, UCLA vs. Oregon State, Jan. 16, 1993
20	Natalia Mattick, OSU vs. Portland, Dec. 1, 1990

MOST POINTS - TEAM

122	Stanford vs. Cal State Fullerton, Dec. 10, 1994
122	Stanford vs. Long Beach State, Dec. 8, 1993
119	Arizona vs. Oregon, Jan. 16, 2010
119	Stanford vs. Wisconsin, Nov. 25, 1988
119	Arizona State vs. Marquette, Dec. 5, 1992
118	Arizona State vs. Long Island University, Dec. 20, 1997
117	Oregon at Cal State Fullerton, Nov. 27, 2009
116	Stanford vs. Arizona, Feb. 23, 1991
115	UCLA vs. Arizona, Jan. 13, 1991
115	California vs. USC, Mar. 10, 1989
114	Stanford vs. Arkansas, Mar. 24, 1990
114	Oregon vs. New Mexico State, Dec. 7, 1990
113	Stanford vs. Arizona State, Jan. 13, 1994
113	Stanford vs. California, Feb. 1, 1991
113	Stanford vs. Ohio, Nov. 25, 1989
113	Stanford vs. Arizona, Feb. 24, 1990
112	Oregon at Arizona, Jan. 16, 2010
112	Stanford vs. Washington, Jan. 8, 2009
112	Stanford vs. California, March 2, 1990
112	UCLA vs. Arizona, Feb. 7, 1991
112	Arizona vs. CS Northridge, Dec. 13, 1991
112	Stanford vs. Oral Roberts, Dec. 19, 1991

MOST REBOUNDS - TEAM

75	Oregon vs. Sacramento State, Nov. 28, 2010
74	Oregon State vs. Hawai'i, Dec. 20, 1993
73	Arizona State vs. Cleveland State, Dec. 7, 1990
70	Washington vs. Northern Illinois, Nov. 30, 1991
68	Oregon vs. Portland State, Nov. 15, 2012
68	Stanford vs. Oregon, Jan. 27, 2011
68	Arizona vs. Cal State-Fullerton, Dec. 8, 1995
67	Stanford at Fresno State, Dec. 4, 2011
66	California at Old Dominion, Nov. 30, 2012
66	UCLA vs. Loyola Marymount, Jan. 20, 1987
65	UCLA vs. UC Irvine, Nov. 30, 2005
64	Washington vs. USC, Feb. 9, 2006
64	UCLA vs. UC Santa Barbara, Nov. 27, 1993
64	USC vs. UCLA, Feb. 4, 1994
64	Washington vs. Idaho State, Dec. 4, 1987
64	Arizona State vs. Morgan State, Dec. 30, 1988
64	California vs. Washington, Jan. 29, 2000
63	California vs. Oregon, Jan. 7, 2012
63	Arizona vs. Washington State, Feb. 11, 1993
63	Washington vs. Vanderbilt, Mar. 15, 1997
62	Stanford at UC Davis, Nov. 30, 2012
62	Arizona at CS Bakersfield, Nov. 9, 2012
62	Stanford vs. USC, Jan. 29, 2009
62	USC vs. Marquette, Nov. 26, 1994
62	UCLA vs. Arizona, Jan. 13, 1990
62	California vs. St. Mary's, Nov. 28, 1989
62	Washington State vs. Arizona, Jan. 16, 1993
62	USC vs. Marquette, Nov. 26, 1994
62	Stanford vs. Princeton, Nov. 29, 2003
62	California vs. Saint Mary's, Nov. 30, 2007

ALL-TIME PAC-12 HEAD COACHES

Since 1981-82

ARIZONA

	NO. OF YEARS	ALL GAMES			PAC-12 GAMES		
		W	L	PCT	W	L	PCT
Judy LeWinter	4 (1982-85)	35	79	.307			
Wendy Larry	2 (1986-87)	30	27	.526	4	14	.222
June Olkowski	4 (1988-91)	34	82	.293	14	58	.194
Joan Bonvicini	17 (1992-08)	287	223	.563	152	153	.498
Niya Butts	5 (2009-pres.)	74	83	.471	27	63	.300

ARIZONA STATE

Julienne Simpson	6 (1982-87)	101	68	.598	4	14	.222
Maura McHugh	6 (1988-93)	84	84	.500	39	69	.361
Jacqueline Hullah	3 (1994-96)	20	60	.250	8	46	.148
Charli Turner Thorne	16 (1997-pres.)	302	197	.605	160	128	.556
Joseph Anders	1 (2012)	20	12	.625	10	8	.556

CALIFORNIA

Gooch Foster	15 (1982-96)	239	196	.549	77	108	.400
Marianne Stanley	4 (1997-00)	35	75	.318	16	56	.222
Caren Horstmeyer	5 (2001-05)	52	91	.364	23	67	.256
Joanne Boyle	6 (2006-11)	137	64	.682	70	38	.648
Lindsay Gottlieb	2 (2012-pres.)	57	14	.803	30	6	.833

COLORADO

Sox Walseth	2 (1982-83)	49	16	.754			
Ceal Barry	22 (1984-05)	427	242	.638			
Kathy McConnell-Miller	5 (2006-10)	65	88	.425			
Linda Lappe	3 (2010-pres.)	64	37	.634	25	27	.481

OREGON

Elwin Heiny	12 (1982-93)	208	135	.606	58	68	.460
Jody Runge	8 (1994-01)	160	73	.687	100	44	.694
Bev Smith	8 (2002-2009)	123	121	.504	61	83	.424
Paul Westhead	4 (2010-pres.)	50	76	.397	20	52	.278

OREGON STATE

Aki Hill	14 (1982-95)	214	185	.536	63	99	.389
Judy Spoelstra	10 (1996-05)	133	158	.457	67	113	.372
LaVonda Wagner	5 (2006-10)	68	85	.444	26	64	.289
Scott Rueck	3 (2011-pres.)	39	55	.415	15	39	.415

STANFORD

Dotty McCrea	4 (1982-85)	52	66	.441			
Marianne Stanley^	1 (1996)	29	3	.906	18	0	1.000
Amy Tucker^	1 (1996)	29	3	.906	18	0	1.000
Tara VanDerveer	27 (1987-95, 97-pres.)	742	152	.830	409	59	.874

^ - Stanley and Tucker were acting co-head coaches during the 1995-96 campaign while VanDerveer was on sabbatical coaching the U.S. National Team/Olympic Team.

UCLA

Billie Moore	12 (1982-93)	198	149	.571	73	53	.579
Kathy Olivier	15 (1994-08)	232	208	.527	142	128	.526
Nikki Caldwell	3 (2009-11)	72	26	.735	40	14	.741
Cori Close	2 (2012-pres.)	40	24	.625	23	13	.639

USC

Linda Sharp	8 (1982-89)	191	56	.773	38	15	.717
Marianne Stanley	4 (1990-93)	71	46	.607	45	27	.625
Cheryl Miller	2 (1994-95)	44	14	.759	26	10	.722
Fred Williams	2 (1996-97)	33	23	.589	21	15	.583
Chris Gobrecht	7 (1998-04)	93	108	.463	58	68	.460
Mark Trakh	5 (2005-09)	90	64	.584	52	38	.578
Michael Cooper	4 (2010-13)	72	57	.558	41	31	.569

UTAH

Fern Gardner	2 (1982-83)	40	18	.690			
Elaine Elliott	27 (1983-10)	582	234	.713			
Anthony Levrets	3 (2011-pres.)	57	47	.548	23	29	.442

WASHINGTON

Sue Kruszewski	2 (1982-83)	31	22	.585			
Joyce Sake	2 (1984-85)	43	10	.811			
Chris Gobrecht	11 (1986-96)	243	89	.732	132	48	.733
June Daugherty	11 (1997-07)	191	139	.579	113	85	.571
Tia Jackson	4 (2008-11)	45	75	.375	24	48	.333
Kevin McGuff	2 (2011-13)	41	26	.612	19	17	.528

WASHINGTON STATE

Sue Durrant	1 (1982)	15	14	.517			
Harold Rhodes	17 (1983-99)	194	271	.417	76	158	.325
Jenny Przekwas	3 (2000-02)	17	68	.200	7	47	.130
Sherri Murrell	5 (2003-07)	27	114	.191	8	82	.089
June Daugherty	6 (2008-pres.)	56	129	.303	26	82	.241

VICTORIES, ALL GAMES

(as a Pac-12 head coach)

	WINS
Tara VanDerveer, STAN	729
Chris Gobrecht, USC/WASH	312
Charli Turner Thorne, ASU	302
Joan Bonvicini, ARIZ	287
June Daugherty, WASH/WSU	247
Kathy Olivier, UCLA	232
Harold Rhodes, WSU	162
Jody Runge, ORE	160
Gooch Foster, CAL	144
Joanne Boyle, CAL	137
Marianne Stanley, CAL/USC/STAN	135
Judy Spoelstra, OSU	133
Aki Hill, OSU	123
Bev Smith, ORE	123
Billie Moore, UCLA	115

WIN PCT., ALL-GAMES

(as a Pac-12 head coach)

	PCT.	W-L
Amy Tucker, STAN ^	.906	29-3
Tara VanDerveer, STAN	.842	729-137
Lindsay Gottlieb, CAL	.803	57-14
Joanne Boyle, CAL	.782	137-64
Cheryl Miller, USC	.759	44-14
Nikki Caldwell, UCLA	.735	72-26
Jody Runge, ORE	.687	160-73
Linda Lappe, COLO	.687	46-21
Linda Sharp, USC	.636	56-32
Cori Close, UCLA	.625	40-24
Joseph Anders, ASU	.625	20-12
Chris Gobrecht, WASH/USC	.620	312-191
Kevin McGuff, WASH	.612	41-26
Charli Turner Thorne, ASU	.605	302-197
Fred Williams, USC	.589	33-23

VICTORIES, PAC-12 GAMES

WINS

Tara VanDerveer, STAN	409
Chris Gobrecht, USC/WASH	190
Charli Turner Thorne, ASU	160
Joan Bonvicini, ARIZ	152
Kathy Olivier, UCLA	142
June Daugherty, WASH/WSU	139
Jody Runge, ORE	100
Marianne Stanley, CAL/USC/STAN	79
Gooch Foster, CAL	77
Harold Rhodes, WSU	76
Billie Moore, UCLA	73
Joanne Boyle, CAL	70
Judy Spoelstra, OSU	67
Aki Hill, OSU	63
Bev Smith, ORE	61

WIN PCT., PAC-12 GAMES

	PCT.	W-L
Amy Tucker, STAN	100.0	18-0
Tara VanDerveer, STAN	87.1	392-58
Lindsay Gottlieb, CAL	83.3	30-6
Nikki Caldwell, UCLA	74.1	40-14
Cheryl Miller, USC	72.2	26-10
Linda Sharp, USC	71.7	38-15
Jody Runge, ORE	69.4	100-44
Joanne Boyle, CAL	64.8	70-38
Cori Close, UCLA	63.9	23-13
Chris Gobrecht, USC/WASH	62.1	190-116
Michael Cooper, USC	56.9	41-31
Fred Williams, USC	58.3	21-15
Billie Moore, UCLA	57.9	73-53
Mark Trakh, USC	57.8	52-38
Charli Turner Thorne, ASU	55.6	160-128

PAC-12 TOURNAMENT

2002

McArthur Court, Eugene, Ore.
(Total Attendance: 27,415)

Session 1 - Friday, March 1 (Att.: 5,842)

Game 1: #7 Oregon 85, #10 Washington State 67
Game 2: #8 UCLA 46, #9 California 42

Session 2 - Saturday, March 2 (Att.: 5,407)

Game 3: #7 Oregon 78, #2 Washington 64
Game 4: #3 Arizona State 66, #6 Arizona 58

Session 3 - Saturday, March 2 (Att.: 5,232)

Game 5: #1 Stanford 96, #8 UCLA 61
Game 6: #5 Oregon State 69, #4 USC 68

Session 4 - Sunday, March 3 (Att.: 5,585)

#3 Arizona State 64, #7 Oregon 58
#1 Stanford 71, #5 Oregon State 55

Session 5 - Monday, March 4 (Att.: 5,349)

#3 Arizona State 70, #1 Stanford 63

2003

HP Pavilion, San Jose, Calif.
(Total Attendance: 16,483)

Session 1 - Friday, March 7 (Att.: 2,983)

#7 USC 53, #10 Washington State 46
#9 California 46, #8 Arizona State 38

Session 2 - Saturday, March 8 (Att.: 2,167)

#2 Washington 64, #7 USC 63
#3 Arizona 70, #6 Oregon State 56

Session 3 - Saturday, March 8 (Att.: 4,188)

#1 Stanford 60, #9 California 35
#4 UCLA 71, #5 Oregon 58

Session 4 - Sunday, March 9 (Att.: 3,730)

#3 Arizona 74, #2 Washington 51
#1 Stanford 69, #4 UCLA 64

Session 5 - Monday, March 10 (Att.: 3,415)

#1 Stanford 59, #3 Arizona 49



Head coach Charli Turner Thorne led Arizona State to capture the first-ever Pac-10 Tournament title in 2002.

2004

HP Pavilion, San Jose, Calif.
(Total Attendance: 17,840)

Session 1 - Friday, March 5 (Att.: 3,547)

#7 Oregon State 67, #10 Washington State 43
#9 California 82, #8 Oregon 57

Session 2 - Saturday, March 6 (Att.: 2,549)

#6 Washington 67, #3 USC 50
#2 Arizona 81, #7 Oregon State 58

Session 3 - Saturday, March 6 (Att.: 4,412)

#1 Stanford 80, #9 California 55
#4 UCLA 70, #5 Arizona State 50

Session 4 - Sunday, March 7 (Att.: 3,831)

#2 Arizona 77, #6 Washington 55
#1 Stanford 70, #4 UCLA 66

Session 5 - Monday, March 8 (Att.: 3,501)

#1 Stanford 51, #2 Arizona 46

2005

HP Pavilion, San Jose, Calif.
(Total Attendance: 17,097)

Session 1 - Friday, March 4 (Att.: 3,067)

#8 California 70, #9 Washington State 52
#7 Washington 81, #10 Oregon State 68

Session 2 - Saturday, March 5 (Att.: 2,483)

#3 Arizona State 73, #6 UCLA 71
#2 Oregon 64, #7 Washington 50

Session 3 - Saturday, March 5 (Att.: 4,011)

#1 Stanford 81, #8 California 40
#4 USC 74, #5 Arizona 66

Session 4 - Sunday, March 6 (Att.: 3,521)

#3 Arizona State 54, #2 Oregon 47
#1 Stanford 73, #4 USC 69

Session 5 - Monday, March 7 (Att.: 4,015)

#1 Stanford 56, #3 Arizona State 42

2006

HP Pavilion, San Jose, Calif.
(Total Attendance: 17,979)

Session 1 - Friday, March 3 (Att.: 3,173)

#7 Oregon State 77, #10 Washington State 38
#9 Arizona 64, #8 Oregon 57

Session 2 - Saturday, March 4 (Att.: 2,637)

#3 UCLA 80, #6 California 63
#2 Arizona State 74, #7 Oregon State 66

Session 3 - Saturday, March 4 (Att.: 4,371)

#1 Stanford 77, #9 Arizona 50
#5 USC 70, #4 Washington 67

Session 4 - Sunday, March 5 (Att.: 3,725)

#3 UCLA 60, #2 Arizona State 59
#1 Stanford 73, #5 USC 44

Session 5 - Monday, March 6 (Att.: 4,073)

#3 UCLA 85, #1 Stanford 76 (OT)

2007

HP Pavilion, San Jose, Calif.
(Total Attendance: 18,458)

Session 1 - Friday, March 2 (Att.: 3,503)

#7 UCLA 72, #10 Washington State 58
#9 Arizona 69, #8 Oregon State 54

Session 2 - Saturday, March 3 (Att.: 2,867)

#3 California 63, #6 Oregon 51
#2 Arizona State 74, #7 UCLA 64

Session 3 - Saturday, March 3 (Att.: 4,392)

#1 Stanford 65, #9 Arizona 55
#5 USC 81, #4 Washington 77

Session 4 - Sunday, March 4 (Att.: 4,117)

#2 Arizona State 60, #3 California 53
#1 Stanford 67, #5 USC 52

Session 5 - Monday, March 6 (Att.: 3,579)

#1 Stanford 62, #2 Arizona State 55

2008

HP Pavilion, San Jose, Calif.
(Total Attendance: 19,004)

Session 1 - Friday, March 7 (Att.: 2,905)

#7 Oregon 66, #10 Washington State 45
#8 Oregon State 46, #9 Arizona 31

Session 2 - Saturday, March 8 (Att.: 2,858)

#3 Arizona State 83, #6 Washington 64
#2 California 67, #7 Oregon 60

Session 3 - Saturday, March 8 (Att.: 4,402)

#1 Stanford 64, #8 Oregon State 41
#5 UCLA 73, #4 USC 52

Session 4 - Sunday, March 9 (Att.: 4,318)

#2 California 65, #3 Arizona State 61
#1 Stanford 78, #5 UCLA 45

Session 5 - Monday, March 10 (Att.: 4,521)

#1 Stanford 56, #2 California 35

2009

Galen Center, Los Angeles, Calif.
(Total Attendance: 8,109)

Session 1 - Thursday, March 12 (Att.: 1,412)

#10 Washington 69, #7 Oregon 43
#9 Arizona 79, #8 Washington State 72

Session 2 - Friday, March 13 (Att.: 1,366)

#6 USC 70, #3 Arizona State 65
#2 California 61, #10 Washington 41

Session 3 - Friday, March 13 (Att.: 1,750)

#1 Stanford 77, #9 Arizona 46
#4 UCLA 62, #5 Oregon State 56

Session 4 - Saturday, March 14 (Att.: 2,072)

#6 USC 69, #2 California 67
#1 Stanford 73, #4 UCLA 47

Session 5 - Sunday, March 15 (Att.: 1,509)

#1 Stanford 89, #6 USC 64

2010

Galen Center, Los Angeles, Calif.
(Total Attendance: 8,538)

Session 1 - Thursday, March 11 (Att.: 1,203)
#8 Arizona 62, #9 Washington State 60
#10 Oregon State 52, #7 Washington 42

Session 2 - Friday, March 12 (Att.: 1,177)
#4 California 60, #5 Arizona State 50
#1 Stanford 72, #8 Arizona 52

Session 3 - Friday, March 12 (Att.: 1,696)
#3 USC 80, #6 Oregon 76
#2 UCLA 60, #10 Oregon State 44

Session 4 - Saturday, March 13 (Att.: 2,030)
#1 Stanford 64, #4 California 44
#2 UCLA 59, #3 USC 53

Session 5 - Sunday, March 14 (Att.: 2,432)
#1 Stanford 70, #2 UCLA 46

2011

Galen Center/Staples Center, Los Angeles, Calif.
(Total Attendance: 8,289)

Session 1 - Wednesday, March 9 (Att.: 1,567)
#3 Arizona State 50, #10 Oregon State 44
#4 Arizona 90, #9 Oregon 89

Session 2 - Wednesday, March 9 (Att.: 1,567)
#5 USC 79, #8 Washington State 66
#6 California 58, #7 Washington 48

Session 3 - Thursday, March 10 (Att.: 943)
#6 California 48, #3 Arizona State 43
#4 Arizona 72, #5 USC 61

Session 4 - Friday, March 11 (Att.: 1,594)
#1 Stanford 100, #4 Arizona 71
#2 UCLA 63, #6 California 50

Session 5 - Saturday, March 12 (Att.: 2,618)
#1 Stanford 64, #2 UCLA 55



UCLA was the second No. 3 seed to win the Pac-10 Tournament title in the history of the tournament, winning in 2006.

2012

Galen Center/Staples Center, Los Angeles, Calif.
(Total Attendance: 7,720)

Session 1 - Wednesday, March 7 (Att.: 1,503)
#8 Washington 72, #9 Oregon 56
#12 Arizona 61, #5 UCLA 57
#10 Colorado 55, #7 Utah 41
#11 Washington State 65, #6 Oregon State 56

Session 2 - Thursday, March 8 (Att.: 2,901)
#1 Stanford 76, #8 Washington 57
#4 Arizona State 68, #12 Arizona 53
#2 California 68, #10 Colorado 59
#11 Washington State 69, #3 USC 55

Session 3 - Friday, March 9 (Att.: 1,471)
#1 Stanford 52, #4 Arizona State 43
#2 California 64, #11 Washington State 49

Session 5 - Saturday, March 12 (Att.: 1,845)
#1 Stanford 77, #2 California 62

2013

KeyArena, Seattle, Wash.
(Total Attendance: 26,465)

Session 1 - Thursday, March 7 (Att.: 2,884)
#7 USC 64, #10 Oregon State 57
#6 Utah 66, #11 Arizona 48

Session 2 - Thursday, March 7 (Att.: 4,665)
#8 Washington State 48, #9 Arizona State 41
#5 Washington 69, #12 Oregon 62

Session 3 - Friday, March 8 (Att.: 3,385)
#2 California 78, #7 USC 59
#3 UCLA def. #6 Utah 43

Session 4 - Saturday, March 9 (Att.: 5,452)
#1 Stanford 79, #8 Washington State 60
#4 Colorado 70, #5 Washington 59

Session 5 - Saturday, March 9 (Att.: 6,152)
#3 UCLA 70, #2 California 58
#1 Stanford 61, #4 Colorado 47

Session 6 - Sunday, March 10 (Att.: 3,927)
#1 Stanford 51, #3 UCLA 49

MOST OUTSTANDING PLAYER

- 2002 Nicole Powell, STAN
- 2003 Nicole Powell, STAN
- 2004 Nicole Powell, STAN
- 2005 Candice Wiggins, STAN
- 2006 Lisa Willis, UCLA
- 2007 Candice Wiggins, STAN
- 2008 Candice Wiggins, STAN
- 2009 Kayla Pedersen, STAN
- 2010 Nnemkadi Ogwumike, STAN
- 2011 Nnemkadi Ogwumike, STAN
- 2012 Nnemkadi Ogwumike, STAN
- 2013 Chiney Ogwumike, STAN

ALL-TOURNAMENT TEAM

- 2002 Enjoli Izidor, STAN
Melody Johnson, ASU
Amanda Levens, ASU
Nicole Powell, STAN
Felicia Ragland, OSU
- 2003 Shaquala Williams, ORE
Nikki Blue, UCLA
Shawntinice Polk, ARIZ
Nicole Powell, STAN
Kelley Suminski, STAN
Krista Warren, ARIZ
Dee-Dee Wheeler, ARIZ
- 2004 Nikki Blue, UCLA
Aimee Grzyb, ARIZ
Giuliana Mendiola, WASH
Shawntinice Polk, ARIZ
Nicole Powell, STAN
Kelley Suminski, STAN
- 2005 Nikki Blue, UCLA
Aubree Johnson, ASU
Kristen Kovesdy, ASU
Eshaya Murphy, USC
Kelley Suminski, STAN
Candice Wiggins, STAN
- 2006 Nikki Blue, UCLA
Kristen Kovesdy, ASU
Noelle Quinn, UCLA
Brooke Smith, STAN
Lisa Willis, UCLA
Candice Wiggins, STAN
- 2007 Jayne Appel, STAN
Devanei Hampton, CAL
Shay Murphy, USC
Noelle Quinn, UCLA
Brooke Smith, STAN
Emily Westerberg, ASU
Candice Wiggins, STAN
- 2008 Jayne Appel, STAN
Devanei Hampton, CAL
Taylor Lilley, ORE
Kayla Pedersen, STAN
Dymond Simon, ASU
Candice Wiggins, STAN
- 2009 Jillian Harmon, STAN
Camille LeNoire, USC
Atonye Nyingifa, UCLA
Kayla Pedersen, STAN
Nnemkadi Ogwumike, STAN
Ashley Walker, CAL
- 2010 Jayne Appel, Stanford
Ashley Corral, USC
Jasmine Dixon, UCLA
Nnemkadi Ogwumike, STAN
Kayla Pedersen, STAN
Markel Walker, UCLA
- 2011 Cassie Harberts, USC
Soana Lucet, ARIZ
Doreena Campbell, UCLA
Darxia Morris, UCLA
Chiney Ogwumike, STAN
Nnemkadi Ogwumike, STAN
- 2012 Brittany Boyd, CAL
Kimberly Brandon, ASU
Layshia Clarendon, CAL
Chiney Ogwumike, STAN
Nnemkadi Ogwumike, STAN
Jazmine Perkins, STAN
- 2013 Alyssia Brewer, UCLA
Jazmine Davis, Washington
Chucky Jeffery, Colorado
Chiney Ogwumike, STAN
Amber Orrange, Stanford
Markel Walker, UCLA

INDIVIDUAL RECORDS

POINTS

Half: 27, Nicole Powell, Stanford vs. Oregon State, Mar. 3, 2002
Game: 37, Nicole Powell, Stanford vs. Oregon State, Mar. 3, 2002
Tournament: 71, Nnemkadi Ogumike, Stanford, 2012; 71, Nicole Powell, Stanford, 2002
Tournament Ave. (min 2 games): 26.5, Giuliana Mendiola, Washington, 2004

FIELD GOALS

Game: 15, Nnemkadi Ogumike, Stanford vs. Arizona, Mar. 11, 2011 (15-of-22)
Tournament: 27, Nnemkadi Ogumike, Stanford (27-of-48)

FIELD GOAL ATTEMPTS

Game: 29, Nikki Blue, UCLA vs. Arizona State, Mar. 5, 2005 (14-of-29)
Tournament: 57, Devani Hampton, California, 2008 (16-57)

FIELD GOAL PERCENTAGE (min 6 made)

Game: 1.000, Jayne Appel (8-8), 2008
Tournament: 1.000, Jayne Appel (8-8), 2008

THREE-POINT FIELD GOALS

Game: 8, Candice Wiggins, Stanford vs. USC, Mar. 4, 2007 (8 of 9)
Tournament: 14, Candice Wiggins, Stanford, 2007 (14-of-25)

THREE-POINT FIELD GOAL ATTEMPTS

Game: 13, April Cook, WSU vs. Arizona, Mar. 12, 2009 (4-13)
Tournament: 25, Candice Wiggins, Stanford, 2007 (14-of-25)

THREE-POINT FIELD GOAL PCT. (min 3 made)

Game: 1.000, Kiki Williams, California vs. Oregon, Mar. 5, 2004 (5-of-5)
Tournament: 1.000, Kiki Williams, California, 2004 (5-of-5)

FREE THROWS

Game: 11, Cassie Harberts, USC vs. Washington State, Mar. 9, 2011 (11-of-13);
11, Shannon Howell, Oregon State vs. Washington, Mar. 4, 2005 (11-of-12);
11, Azella Perryman, Stanford vs. UCLA, Mar. 2, 2002 (11-of-12)
11, Felicia Ragland, Oregon State vs. USC, Mar. 2, 2002 (11-of-13)
Tournament: 20, Amanda Levens, Arizona State, 2002 (20-of-26)

CONSECUTIVE FREE THROWS

Game: 10, Nnemkadi Ogumike, Stanford vs. Arizona State, Mar. 9, 2012
Tournament: 18, Nicole Powell, Stanford 2002 (6-of-6 vs. UCLA; 8-of-8 vs. Oregon State; 10-of-11 vs. Arizona State)

FREE THROW ATTEMPTS

Game: 18, Cassie Harberts, USC vs. Oregon State, Mar. 7, 2013 (10-of-18)
Tournament: 26, Amanda Levens, Arizona State, 2002 (20-of-26)

FREE THROW PERCENTAGE

Game (min 8 made): 1.000, Nnemkadi Ogumike, Stanford vs. Arizona State, Mar. 9, 2012 (10-for-10)
Tournament (min 10 made): 1.000, Kim Butler, Oregon State, 2006 (12-of-12)

REBOUNDS

Half: 14, Ebony Hoffman, USC vs. Washington State, Mar. 7, 2003
Game: 21, Chiney Ogumike, Stanford vs. Washington State, Mar. 8, 2013
Tournament: 50, Chiney Ogumike, Stanford, 2013

OFFENSIVE REBOUNDS

Game: 9, Christina Marinacci, USC vs. Arizona, Mar. 10, 2011
Tournament: 17, Nnemkadi Ogumike, Stanford, 2012

DEFENSIVE REBOUNDS

Game: 15, Chiney Ogumike, Stanford vs. Washington State, Mar. 8, 2013; 15, Gennifer Brandon, California vs. Washington State, Mar. 9, 2012
Tournament: 34, Chiney Ogumike, Stanford, 2013

REBOUNDING AVERAGE (min 2 games)

Tournament: 16.7, Chiney Ogumike, Stanford, 2013

ASSISTS

Game: 11, Nikki Blue, UCLA vs. California, Mar. 4, 2006
Tournament: 17, Nicole Powell, Stanford 2004

ASSIST AVERAGE (min 2 games)

Tournament: 8.3, Nikki Blue, UCLA, 2006

BLOCKED SHOTS

Game: 5, Talia Walton, Washington vs. Colorado, Mar. 8, 2013; 5, Joslyn Tinkle, Stanford vs. California, Mar. 10, 2012; 5, Bianca McCall, Washington State vs. Oregon State, Mar. 5, 2004; Kristen Newland, Stanford vs. USC
Tournament: 12, Jayne Appel, Stanford, 2008

BLOCKED SHOTS AVERAGE (min 2 games)

Tournament: 4.0, Talia Walton, Washington, 2013; 4.0, Jayne Appel, Stanford, 2008

STEALS

Game: 8, Nikki Blue, UCLA vs. Oregon, Mar. 8, 2003
Tournament: 19, Lisa Willis, UCLA, 2006

STEALS AVERAGE (min 2 games)

Tournament: 6.3, Lisa Willis, UCLA, 2006

TEAM RECORDS

POINTS

Most, Game: 100, Stanford vs. Arizona, Mar. 11, 2011
Most, Both Teams, Game: 179, Arizona (90) vs. Oregon (89), Mar. 9, 2011
Most, Tournament (min 2 games): 239, Stanford, 2009
Most, First Half: 51, Arizona vs. Oregon, Mar. 9, 2011
Most, Second Half: 56, Stanford vs. USC, Mar. 15, 2009
Most, Overtime Period: 15, UCLA vs. Stanford, Mar. 6, 2006
Fewest, Game: 31, Arizona vs. Oregon State, Mar. 7, 2008
Fewest, Both Teams, Game: 77, Oregon State (46) vs. Arizona (31), Mar. 7, 2008
Fewest, First Half: 13, Washington State vs. Arizona State, Mar. 7, 2013
Fewest, Second Half: 15, Arizona vs. Stanford, Mar. 8, 2004
Fewest Allowed, Game: 31, Oregon State vs. Arizona, Mar. 7, 2008
Fewest Allowed, Tournament (min 3 games): 121, Stanford, 2008
Lowest Average Allowed, Tournament (min 3 games): 40.3, Stanford, 2008
Largest Deficit Overcome to Win: 16, Stanford, vs. Arizona, Mar. 8, 2004
Highest Average, Tournament (min 2 games): 82.0, Stanford, 2011
Largest Winning Margin: 41, Stanford vs. California (81-40), Mar. 5, 2005

FIELD GOALS

Most, Game: 44, Stanford vs. Arizona, Mar. 11, 2011 (44-of-75)
Most, Both Teams, Game: 71, Arizona vs. Oregon, Mar. 9, 2011 (71-of-160)
Most, Tournament (min 2 games): 92, Stanford, 2009 (92-of-195)
Fewest, Game: 10, California vs. Stanford, Mar. 8, 2003 (10-of-45)
Fewest, Both Teams, Game: 28, Colorado vs. Utah, Mar. 7, 2012 (28-of-102)
Fewest Allowed, Tournament (min 2 games): 33, California, 2003 (33-of-111)

FIELD GOAL ATTEMPTS

Most, Game: 83, Oregon vs. Arizona, Mar. 9, 2011 (36-of-83)
Most, Both Teams, Game: 160, Arizona vs. Oregon, Mar. 9, 2011 (71-of-160)
Most, Tournament (min 2 games): 195, Stanford, 2009 (92-of-195)
Fewest, Game: 42, Oregon State vs. Arizona, Mar. 2, 2007 (16-of-42)
Fewest, Both Teams, Game: 92, Washington vs. California, Mar. 13, 2009 (38-of-92)
Fewest Allowed, Tournament (min 2 games): 94, Arizona State, 2011 (38-of-99)

FIELD GOAL PERCENTAGE

Highest, Game: .587 Stanford vs. Arizona, Mar. 11, 2011 (44-of-75)
Highest, Both Teams, Game: .500, Arizona vs. Stanford, Mar. 11, 2011 (68-of-136); .500, California vs. UCLA, Mar. 4, 2006 (56-of-116)
Highest, Tournament (min 2 games): .528, Stanford, 2011 (66-125)
Lowest, Game: .203, Washington State vs. Oregon State, Mar. 3, 2006 (12-of-59)
Lowest, Both Teams, Game: .275, Colorado vs. Utah, Mar. 7, 2012 (28-of-102)
Lowest Allowed, Tournament (min 2 games): .295, Arizona State, 2012 (31-of-105)

THREE-POINT FIELD GOALS

Most, Game: 13, Washington State vs. Arizona, Mar. 12, 2009 (13-of-37)
Most, Both Teams, Game: 19, Washington vs. Arizona, Mar. 12, 2009 (19-of-50)
Most, Tournament (min 2 games): 28, Stanford, 2004 (28-of-66)
Fewest, Game: 0, California vs. UCLA, Mar. 9, 2013 (0-of-3); 0, Arizona State vs. Washington State, Mar. 7, 2013 (0-of-11); 0, Stanford vs. Arizona State, Mar. 3, 9, 2012 (0-of-10); 0, Arizona State vs. California, Mar. 10, 2011; 0, Washington State vs. USC, Mar. 7, 2003 (0-of-6); Arizona State vs. California, Mar. 7, 2003 (0-of-8); California vs. Arizona State, Mar. 4, 2007 (0-for-5)
Fewest, Both Teams, Game: 1, USC vs. Washington State, Mar. 7, 2003 (1-of-15)
Fewest Allowed, Tournament (min 2 games): 1, California, 2013 (1-of-12)

THREE-POINT FIELD GOAL ATTEMPTS

Most, Game: 31, Washington State vs. Arizona, Mar. 12, 2009 (13-of-37)
Most, Both Teams, Game: 52, Oregon (29) vs. Washington (23), Mar. 7, 2012
Most, Tournament (min 2 games): 66, Stanford, 2004 (28-of-66)
Fewest, Game: 1, Arizona State vs. California, Mar. 10, 2011 (0-of-1)
Fewest, Both Teams, Game: 11, Arizona State vs. California, Mar. 10, 2011 (2-of-11); 11, Arizona State vs. California, Mar. 7, 2003 (2-of-11)
Fewest Allowed, Tournament (min 2 games): 12, California, 2013 (1-of-12)

THREE-POINT FIELD GOAL PCT.

Highest, Game: .714, Stanford vs. USC, Mar. 4, 2007 (8-of-9)
Highest, Both Teams, Game: .516, California vs. Stanford, Mar. 6, 2004 (16-of-31)
Highest, Tournament (min 2 games): .538, UCLA, 2009 (7-of-13)
Lowest, Both Teams, Game: .067, Washington State vs. USC, Mar. 7, 2003 (1-of-15)
Lowest Allowed, Tournament (min 2 games): .083, California, 2013 (1-of-12)

FREE THROWS

Most, Game: 35, USC vs. Oregon State, Mar. 7, 2013 (35-of-46)
Most, Both Teams, Game: 51, Stanford vs. UCLA, Mar. 2, 2002
Most, Tournament (min 2 games): 76, Stanford, 2002 (76-of-86)
Fewest, Game: 1, Arizona State vs. Stanford, Mar. 7, 2005 (1-of-2); 1, Arizona vs. Stanford, Mar. 10, 2003 (1-of-4)
Fewest, Both Teams, Game: 4, Stanford vs. California, Mar. 10, 2008 (4-of-8)
Fewest Allowed, Tournament (min 2 games): 11, California, 2007 (11-of-15)

FREE THROW ATTEMPTS

Most, Game: 46, USC vs. Oregon State, Mar. 7, 2013 (35-of-46)
Most, Both Teams, Game: 61, Arizona State vs. Arizona, Mar. 2, 2002
Most, Tournament (min 2 games): 76, Stanford, 2002 (76-of-86)
Fewest, Game: 2, Arizona State vs. Stanford, Mar. 7, 2005 (1-of-2)
Fewest, Both Teams, Game: 8, Stanford vs. California, Mar. 10, 2008 (4-of-8)
Fewest Allowed, Tournament (min 2 games): 15, California, 2007 (11-of-15)

FREE THROW PCT.

Highest, Game: 1.000, Arizona vs. UCLA, Mar. 7, 2012 (13-for-13); .943, Stanford vs. UCLA (33-35), Mar. 2, 2002
Highest, Both teams, Game: .952, Arizona vs. UCLA, Mar. 7, 2012 (20-of-21)
Highest, Tournament (min 2 games): .933, Arizona State, 2011 (14-of-15)
Lowest, Game: .333, Oregon vs. Washington, Mar. 7, 2013 (3-of-9)
Lowest, Both Teams, Game: .488, California vs. Washington, Mar. 9, 2011 (20-of-41)
Lowest Allowed, Tournament (min 2 games): .429, Arizona State, 2002

REBOUNDS

Most, Game: 59, California vs. Washington State, Mar. 9, 2012; 59, Stanford vs. USC, Mar. 5, 2006
Most, Both Teams, Game: 102, USC vs. Stanford, Mar. 5, 2006
Most, Tournament (min 2 games): 143, California, 2012
Fewest, Game: 20, California vs. Washington, Mar. 13, 2009
Fewest, Both Teams, Game: 58, Stanford (31) vs. UCLA (27), Mar. 12, 2011
Largest Margin, Game: 34, California vs. Washington State, Mar. 9, 2012 (59-25)
Largest Margin, Tournament (min 2 games): 51, Stanford, 2009 (138-87)
Fewest Allowed, Tournament (min 2 games): 56, Stanford, 2011
Most Offensive Rebounds, Game: 26, Oregon State vs. Washington State, Mar. 5, 2004
Most Offensive Rebounds, Tournament (min 2 games): 55, Stanford, 2009
Fewest Offensive Rebounds, Game: 3, Utah vs. UCLA, Mar. 8, 2013
Fewest Offensive Rebounds Allowed, Tournament (min 2 games): 19, Utah, 2013; 19, California, 2009
Most Defensive Rebounds, Game: 42, California vs. Washington State, Mar. 9, 2012
Most Defensive Rebounds, Tournament (min. 2 games): 91, California, 2012
Fewest Defensive Rebounds, Game: 13, Washington vs. California, Mar. 13, 2009
Fewest Defensive Rebounds Allowed, Tournament (min 2 games): 38, Arizona State, 2006
Highest Rebounding Ave., Tournament (min 2 games): 47.7, California, 2012

ASSISTS

Most, Game: 30, Stanford vs. Arizona, Mar. 11, 2011
Most, Both Teams, Game: 40, Arizona (10) vs. Stanford (30), Mar. 11, 2011
Most, Tournament (min 2 games): 65, Stanford, 2009
Fewest, Game: 2, Oregon State vs. USC, Mar. 7, 2013
Fewest, Both Teams, Game: 8, Arizona State (4) vs. Washington State (4), Mar. 7, 2013
Fewest Allowed, Tournament (min 2 games): 12, Arizona State, 2011
Highest Average, Tournament (min 2 games): 21.7, Stanford, 2009

BLOCKED SHOTS

Most, Game: 9, Washington State vs. Arizona State, Mar. 7, 2013; 9, Stanford vs. California, Mar. 10, 2012; 9, Oregon State vs. Washington State, Mar. 3, 2006; 9, Stanford vs. Arizona, Mar. 4, 2006.
Most, Both Teams, Game: 14, Washington vs. Colorado, Mar. 8, 2013; 14, Arizona State vs. Washington State, Mar. 7, 2013
Most, Tournament (min 2 games): 21, Stanford, 2005
Fewest, Game: 0, by many, last by Arizona vs. Arizona State, Mar. 9, 2012
Fewest, Both Teams, Game: 1, USC vs. Arizona State, Mar. 13, 2009; 1, Washington vs. California, Mar. 13, 2009; 1, Arizona State vs. Oregon, Mar. 6, 2005; 1, California vs. Stanford, Mar. 5, 2005; 1, USC vs. Oregon State, Mar. 2, 2002; 1, Stanford vs. UCLA, Mar. 9, 2003; 1, Oregon vs. Washington State, Mar. 7, 2008
Fewest Allowed, Tournament (min 2 games): 1, California, 2009; 1, Stanford, 2002
Highest Average, Tournament (min 2 games): 7.0, Stanford, 2008

STEALS

Most, Game: 20, UCLA vs. California, Mar. 5, 2006
Most, Both Teams, Game: 30, Washington vs. Oregon State, Mar. 4, 2005
Most, Tournament (min 2 games): 52, UCLA, 2006
Fewest, Game: 1, Oregon State vs. Stanford, Mar. 8, 2008; 1, Arizona vs. Stanford, Mar. 8, 2004
Fewest, Both Teams, Game: 5, Stanford vs. Oregon State, Mar. 8, 2008
Fewest Allowed, Tournament (min 2 games): 9, Stanford, 2008; 9, UCLA, 2003
Highest Average, Tournament (min 2 games): 17.5, UCLA, 2003

PERSONAL FOULS

Most, Game: 27, Oregon State vs. USC, Mar. 7, 2013
Most, Both Teams, Game: 49, Washington vs. Oregon State, Mar. 4, 2005
Most, Tournament (min 2 games): 59, Arizona State, 2007
Fewest, Game: 6, Utah vs. Arizona, Mar. 7, 2013
Fewest, Both Teams, Game: 19, Arizona vs. Utah, Mar. 7, 2013
Fewest, Tournament (min 2 games): 20, Washington, 2013; 20, Arizona, 2009

TURNOVERS

Most, Game: 29, USC vs. UCLA, Mar. 8, 2008; 29, Oregon State vs. Arizona, Mar. 2, 2007
Most, Both Teams, Game: 55, Washington vs. Oregon State, Mar. 4, 2005
Most Tournament (min 2 games): 57, Oregon, 2002
Fewest, Game: 5, Arizona vs. Utah, Mar. 7, 2013
Fewest, Both Teams, Game: 15, California vs. Arizona State, Mar. 9, 2008
Fewest, Tournament (min 2 games): 17, Colorado, 2013

PAC-12 TOURNAMENT RECORDS

RECORD BY SEED

YEAR	#1	#2	#3	#4	#5	#6	#7	#8	#9	#10	#11	#12
2002	2-1	0-1	3-0	0-1	1-1	0-1	2-1	1-1	0-1	0-1	--	--
<i>Upsets:</i> (3) Arizona State 70, (1) Stanford 63; (7) Oregon 78, (2) Washington 64												
2003	3-0	1-1	2-1	1-1	0-1	0-1	1-1	0-1	1-1	0-1	--	--
<i>Upsets:</i> (3) Arizona 74, (2) Washington 51; (9) California 46, (8) Arizona State 38												
2004	3-0	2-1	0-1	1-1	0-1	1-1	1-1	0-1	1-1	0-1	--	--
<i>Upsets:</i> (6) Washington 77, (3) USC 55; (9) California 82, (8) Oregon 57												
2005	3-0	1-1	2-1	1-1	0-1	0-1	1-1	0-1	0-1	0-1	--	--
<i>Upsets:</i> (2) Oregon 47, (3) Arizona State 54												
2006	2-1	1-1	3-0	0-1	1-1	0-1	1-1	0-1	1-1	0-1	--	--
<i>Upsets:</i> (3) UCLA 85, (1) Stanford 76-OT; (3) UCLA 60, Arizona State 59; (5) USC 70, (4) Washington 67; (9) Arizona 64, (8) Oregon 57												
2007	3-0	2-1	1-1	0-1	1-1	0-1	1-1	0-1	1-1	0-1	--	--
<i>Upsets:</i> (9) Arizona 69, (8) Oregon State 54; (5) USC 81, (4) Washington 77												
2008	3-0	2-1	1-1	0-1	1-1	0-1	1-1	1-1	0-1	0-1	--	--
<i>Upsets:</i> (5) UCLA 73, (4) USC 52												
2009	3-0	1-1	0-1	1-1	0-1	2-1	0-1	0-1	1-1	1-1	--	--
<i>Upsets:</i> (6) USC 69, (2) California 67; (6) USC 70, (3) Arizona State 65; (9) Arizona 79, (8) Washington State 72; (10) Washington 69, (7) Oregon 43												
2010	3-0	2-1	1-1	1-1	0-1	0-1	0-1	1-1	0-1	1-1	--	--
<i>Upsets:</i> (10) Oregon State 52, (7) Washington 42												
2011	2-0	1-1	1-1	2-1	1-1	2-1	0-1	0-1	0-1	0-1	--	--
<i>Upsets:</i> (6) California 48, (3) Arizona State 43												
2012	3-0	2-1	0-1	1-1	0-1	0-1	0-1	1-1	0-1	1-0	2-1	1-1
<i>Upsets:</i> (12) Arizona 61, (5) UCLA 57; (10) Colorado 55, (7) Utah 41; (11) Washington State 65, (6) Oregon State 56; (11) Washington State 69, (3) USC 55												
2013	3-0	1-1	2-1	1-1	1-1	1-1	1-1	1-1	0-1	0-1	0-1	0-1
<i>Upsets:</i> (3) UCLA 70, (2) California 58												

SEED vs. SEED RESULTS

	vs. #1	vs. #2	vs. #3	vs. #4	vs. #5	vs. #6	vs. #7	vs. #8	vs. #9	vs. #10	vs. #11	vs. #12	TOTAL
#1	-	6-0	3-2	8-0	4-0	1-0	-	6-0	5-0	-	-	-	33-2
#2	0-6	-	3-4	-	-	2-1	6-1	-	-	3-0	1-0	-	16-12
#3	2-3	4-3	-	-	-	8-3	1-0	-	-	1-0	0-1	-	16-10
#4	0-8	-	-	-	7-4	-	-	-	1-0	-	-	1-0	9-12
#5	0-4	-	-	4-7	-	-	-	1-0	-	-	-	1-1	6-12
#6	0-1	1-2	3-8	-	-	-	1-0	-	-	-	1-1	-	6-12
#7	-	1-6	0-1	-	-	0-1	-	-	-	8-3	-	-	9-12
#8	0-6	-	-	-	0-1	-	-	-	5-5	-	-	-	6-12
#9	0-5	-	-	0-1	-	-	-	5-5	-	-	-	-	5-12
#10	-	0-3	0-1	-	-	-	3-8	-	-	-	-	-	3-12
#11	-	0-1	1-0	-	-	1-1	-	-	-	-	-	-	2-2
#12	-	-	-	0-1	1-1	-	-	-	-	-	-	-	1-2

YEAR-BY-YEAR RECORDS

YEAR	ARIZ	ASU	CAL	COLO	ORE	OSU	STAN	UCLA	USC	UTAH	WASH	WSU
2002	0-1	3-0	0-1	--	2-1	1-1	2-1	1-1	0-1	--	0-1	0-1
2003	2-1	0-1	1-1	--	0-1	0-1	3-0	1-1	1-1	--	1-1	0-1
2004	2-1	0-1	1-1	--	0-1	1-1	3-0	1-1	0-1	--	1-1	0-1
2005	0-1	2-1	1-1	--	1-1	0-1	3-0	0-1	1-1	--	1-1	0-1
2006	1-1	1-1	0-1	--	0-1	1-1	2-1	3-0	1-1	--	0-1	0-1
2007	1-1	2-1	1-1	--	0-1	0-1	3-0	1-1	1-1	--	0-1	0-1
2008	0-1	1-1	2-1	--	1-1	1-1	3-0	1-1	0-1	--	0-1	0-1
2009	1-1	0-1	1-1	--	0-1	0-1	3-0	1-1	2-1	--	1-1	0-1
2010	1-1	0-1	1-1	--	0-1	1-1	3-0	2-1	1-1	--	0-1	0-1
2011	2-1	1-1	2-1	--	0-1	0-1	2-0	1-1	1-1	--	0-1	0-1
2012	1-1	1-1	2-1	1-1	0-1	0-1	3-0	0-1	0-1	0-1	1-1	2-1
2013	0-1	0-1	1-1	1-1	0-1	0-1	3-0	2-1	1-1	1-1	1-1	1-1
TOTAL	11-12	11-11	13-12	2-2	4-12	5-12	33-2	14-11	9-12	1-2	6-12	3-12

COMPOSITE TOURNAMENT STANDINGS

TEAM	W	L	PCT	TITLES
Stanford	33	2	.943	10
UCLA	14	11	.560	1
California	13	12	.520	
Arizona State	11	11	.500	1
Colorado	2	2	.500	
Arizona	11	12	.478	
USC	9	12	.429	
Oregon State	5	12	.294	
Oregon	4	12	.250	
Washington	6	12	.333	
Washington State	3	12	.200	
Utah	1	2	.333	

REGULAR SEASON CHAMPIONS BY SCHOOL (includes shared) thru 2013 campaign

1.	Stanford	22
2.	Washington	3
3.	Oregon	2
	USC	2
5.	Arizona	1
	Arizona State	1
	California	1
	UCLA	1



Nnemkadi Ogwumike, Stanford

YEARLY SEEDINGS

YEAR	ARIZ	ASU	CAL	COLO	ORE	OSU	STAN	UCLA	USC	UTAH	WASH	WSU
2002	6	3	9	--	7	5	1	8	4	--	2	10
2003	3	8	9	--	5	6	1	4	7	--	2	10
2004	2	5	9	--	8	7	1	4	3	--	6	10
2005	5	3	8	--	2	10	1	6	4	--	7	9
2006	9	2	6	--	8	7	1	3	5	--	4	10
2007	9	2	3	--	6	8	1	7	5	--	4	10
2008	9	3	2	--	7	8	1	5	4	--	6	10
2009	9	3	2	--	7	5	1	4	6	--	10	8
2010	8	5	4	--	6	10	1	2	3	--	7	9
2011	4	3	6	--	9	10	1	2	5	--	7	8
2012	12	4	2	10	9	6	1	5	3	7	8	11
2013	11	9	2	4	12	10	1	3	7	6	5	8

TOURNAMENT SERIES RECORDS

	vs. ARIZ	vs. ASU	vs. CAL	vs. COLO	vs. ORE	vs. OSU	vs. STAN	vs. UCLA	vs. USC	vs. UTAH	vs. WASH	vs. WSU	TOTAL
ARIZ	--	0-2	--	--	2-0	3-1	0-7	1-0	1-1	0-1	1-0	2-0	11-12
ASU	2-0	--	1-4	--	2-0	2-0	1-3	2-2	0-2	--	1-0	0-1	11-11
CAL	--	4-1	--	1-0	3-0	--	0-6	0-4	1-1	--	2-0	2-0	13-12
COLO	--	--	0-1	--	--	--	0-1	--	--	1-0	1-0	--	2-2
ORE	0-2	0-2	0-3	--	--	--	--	0-1	0-1	--	2-3	2-0	4-12
OSU	1-3	0-2	--	--	--	--	0-2	1-1	0-2	--	1-1	2-1	5-12
STAN	7-0	3-1	6-0	1-0	--	2-0	--	8-1	3-0	--	1-0	1-0	33-2
UCLA	0-1	2-2	4-0	--	1-0	2-0	1-8	--	2-0	1-0	--	1-0	14-11
USC	1-1	2-0	1-1	--	1-0	1-1	0-4	0-2	--	--	2-2	2-1	9-12
UTAH	1-0	--	--	0-1	--	--	--	0-1	--	--	--	--	1-2
WASH	0-2	0-1	2-0	0-1	3-2	1-1	0-1	--	2-2	--	--	--	6-12
WSU	0-2	1-0	0-2	--	0-2	1-2	0-1	0-1	1-2	--	--	--	3-12

CONFERENCE CHAMPIONS

	Tournament	Regular Season
1987	--	USC
1988	--	Washington
1989	--	Stanford
1990	--	Stanford
		Washington
1991	--	Stanford
1992	--	Stanford
1993	--	Stanford
1994	--	USC
1995	--	Stanford
1996	--	Stanford
1997	--	Stanford
1998	--	Stanford
1999	--	Oregon
		UCLA
2000	--	Oregon
2001	--	Arizona State
		Washington
		Stanford
2002	Arizona State	Stanford
2003	Stanford	Stanford
2004	Stanford	Arizona
		Stanford
2005	Stanford	Stanford
2006	UCLA	Stanford
2007	Stanford	Stanford
2008	Stanford	Stanford
2009	Stanford	Stanford
2010	Stanford	Stanford
2011	Stanford	Stanford
2012	Stanford	Stanford
2013	Stanford	California
		Stanford



Arizona State upset Stanford in 2002 to win the first-ever Pac-10 Tournament championship.

FIRST TEAM ALL-AMERICANS

ARIZONA

1997-98 Adia Barnes..... USBWA

ARIZONA STATE

1980-81 Kym Hampton
1981-82 Kym Hampton

CALIFORNIA

1992-93 Milica Vukadinovic..... Kodak, BT, S&S
2008-09 Ashley Walker..... USBWA
2012-13 Layshia Clarendon..... Lowes

COLORADO

1994-95 Shelly Sheetz..... WBCA, USBWA, AP, BT

OREGON

1980-81 Bev Smith..... Kodak
1981-82 Bev Smith..... Kodak
1999-00 Shaquala Williams..... Kodak

OREGON STATE

1980-81 Carol Menken..... Kodak
1984-85 Julie Coleman..... WBNS
1995-96 Tanja Kostic..... UPI, College Sports Magazine

STANFORD

1988-89 Jennifer Azz..... Kodak
1989-90 Jennifer Azz..... Kodak, USBWA
1990-91 Sonja Henning..... Kodak
1991-92 Val Whiting..... Kodak, USBWA
1992-93 Val Whiting..... Kodak, USBWA
1995-96 Kate Starbird..... Kodak, USBWA
1996-97 Kate Starbird..... Kodak, AP, USBWA
1997-98 Kristin Folkl..... Kodak, USBWA, Sporting News
1999-00 Jamie Carey..... WBNS, WBJ
2000-01 Nicole Powell..... WBJ
2001-02 Nicole Powell..... Kodak, USBWA
2002-03 Nicole Powell..... Kodak, USBWA
2003-04 Nicole Powell..... Kodak, AP, Wooden, USBWA
2004-05 Candice Wiggins..... Kodak
2005-06 Candice Wiggins..... Kodak, USBWA, WBNS
2006-07 Candice Wiggins..... Kodak, USBWA
2007-08 Candice Wiggins..... WBCA, AP, USBWA, Wooden, SI, ESPN
2008-09 Jayne Appel..... WBCA, USBWA
2009-10 Jayne Appel..... WBCA, USBWA, Wooden
Nnemkadi Ogwumike.. USBWA, WBCA, Wooden
2010-11 Nnemkadi Ogwumike.. USBWA, WBCA, Wooden
Jeanette Pohlen..... AP, USBWA, Wooden
2011-12 Chiney Ogwumike..... WBCA
Nnemkadi Ogwumike..... AP, WBCA, USBWA, Wooden, Lowes
2012-13 Chiney Ogwumike... AP, WBCA, USBWA, Wooden

UCLA

1974-75 Ann Meyers..... Kodak
1975-76 Ann Meyers..... Kodak
1976-77 Ann Meyers..... Kodak
1977-78 Ann Meyers..... Kodak
1978-79 Denise Curry..... Kodak
1979-80 Denise Curry..... Kodak
1980-81 Denise Curry..... Kodak
1992-93 Natalie Williams..... USBWA, Naismith, BT
1993-94 Natalie Williams. Kodak, USBWA, Naismith, BT, BA
1998-99 Maylana Martin..... Kodak
1999-00 Maylana Martin..... AP, Kodak, Naismith, SI for Women
1999-00 Nicole Kaczmarek..... WBNS

USC

1981-82 Paula McGee..... WBCA
1982-83 Paula McGee..... Kodak, ABA-USA
Cheryl Miller..... Kodak, ABA-USA, Naismith, Fast Break
1983-84 Pam McGee..... Kodak, ABA-USA
Cheryl Miller... Kodak, ABA-USA, SS, Naismith
1984-85 Cheryl Miller..... Kodak, ABA-USA, Naismith
1985-86 Cheryl Miller..... Kodak, ABA-USA, Naismith
1992-93 Lisa Leslie..... USBWA, BT
1993-94 Lisa Leslie..... Kodak, USBWA, WBA, BA
1996-97 Tina Thompson..... USBWA, Basketball Weekly

UTAH

1995-96 Amber McEwen..... WBCA
2000-01 Lauren Beckman..... WBCA

WASHINGTON

1987-88 Karen Deden..... BT
1994-95 Rhonda Smith..... BA
1999-00 Loree Payne..... WBNS

Legend: WBCA - Women's Basketball Coaches Association (Kodak through), WBNS - Women's Basketball News Service, USBWA - United States Basketball Writers Association, AP - Associated Press, UPI - United Press International, BT - Basketball Times, BA - Basketball America, SI - Sports Illustrated for Women, SS - Street & Smith's, WBA - Women's Basketball Association, WBJ - Women's Basketball Journal, Wooden - Wooden Award.



Oregon's Shaquala Williams was a 1999-2000 Kodak All-American.



Stanford's Candice Wiggins was the recipient of the 2008 State Farm Wade Trophy and was a four-time All-American.



Washington's Loree Payne was a 1999-2000 WBNS All-American.

**NAISMITH MEMORIAL
BASKETBALL HALL OF FAME**

Ann Meyers, UCLA (inducted 1993)
Cheryl Miller, USC (inducted 1995)
Denise Curry, UCLA (inducted 1997)
Billie Moore, UCLA (inducted 1999) - coach
Cynthia Cooper, USC (inducted 2010)
Tara VanDerveer, Stanford (inducted 2011) - coach

**WOMEN'S BASKETBALL
HALL OF FAME**

Denise Curry, UCLA (inducted 1999)
Ann Meyers, UCLA (inducted 1999)
Cheryl Miller, USC (inducted 1999)
Billie Moore, UCLA (inducted 1999)
Linda Sharp, USC (inducted 2001)
Marianne Stanley, USC/California (inducted 2002)
Tara VanDerveer, Stanford (inducted 2002)
Bev Smith, Oregon (inducted 2004)
Jennifer Azzi, Stanford (inducted 2009)
Cynthia Cooper, USC (inducted 2009)
Pamela McGee, USC (inducted 2012)

**WBCA LIFETIME ACHIEVEMENT
AWARD**

1995 Billie Moore, UCLA

**KODAK SILVER
ANNIVERSARY TEAM**
(top 10 Div. I players, 1974-1999)

Ann Meyers, UCLA
Cheryl Miller, USC

USA OLYMPIC TEAM

1976 (silver) Billie Moore, UCLA (head coach)
Anne Meyers, UCLA
1980 Denise Curry, UCLA
1984 (gold) Denise Curry, UCLA
Pam McGee, USC
Cheryl Miller, USC
1988 (gold) Cynthia Cooper, USC
1992 (bronze) Cynthia Cooper, USC
1996 (gold) Tara VanDerveer, Stanford (head coach)
Jennifer Azzi, Stanford
Lisa Leslie, USC
Katy Steding, Stanford
2000 (gold) Lisa Leslie, USC
Natalie Williams, Stanford
2004 (gold) Lisa Leslie, USC
Tina Thompson, USC
2008 (gold) Lisa Leslie, USC
Tina Thompson, USC

**USA BASKETBALL
COACH OF THE YEAR**

1996 Tara VanDerveer, Stanford

BRODERICK CUP

1977-78 Ann Meyers, UCLA
1983-84 Cheryl Miller, USC

HONDA SPORTS AWARD

(selected by NACWAA)

1977-78 Ann Meyers, UCLA
1983-84 Cheryl Miller, USC
1984-85 Cheryl Miller, USC
1989-90 Jennifer Azzi, Stanford

**STATE FARM WADE TROPHY
PLAYER OF THE YEAR**

(selected by NAGWS)

1984-85 Cheryl Miller, USC
1989-90 Jennifer Azzi, Stanford
2007-08 Candice Wiggins, Stanford

NAISMITH TROPHY

(selected by coach/media panel)

1983-84 Cheryl Miller, USC
1984-85 Cheryl Miller, USC
1985-86 Cheryl Miller, USC
1989-90 Jennifer Azzi, Stanford
1993-94 Lisa Leslie, USC
1996-97 Kate Starbird, Stanford

**ANN MEYERS DRYSDALE
USBWA NATIONAL
PLAYER OF THE YEAR**

1993-94 Lisa Leslie, USC
1989-90 Jennifer Azzi, Stanford
1996-97 Kate Starbird, Stanford
** Award was named after the UCLA Hall of Famer Anne Meyers Drysdale in 2012.*

WBCA PLAYER OF THE YEAR

1984-85 Cheryl Miller, USC
1985-86 Cheryl Miller, USC
1993-94 Lisa Leslie, USC
1996-97 Kate Starbird, Stanford
2007-08 Candice Wiggins, Stanford

**WBCA FRANCES POMEROY
NAISMITH
PLAYER OF THE YEAR**

(outstanding female senior collegian under 5-6 in height)

1986-87 Rhonda Windham, USC
2009-10 Alexis Gray-Lawson, CAL

**WBS NEWS SERVICE
FRESHMAN OF THE YEAR**

1989-90 Val Whiting, Stanford
1990-91 Lisa Leslie, USC
1998-99 Lindsey Yamasaki, Stanford

**USBWA NATIONAL
FRESHMAN OF THE YEAR**

2004-05 Candice Wiggins, Stanford (co)

NATIONAL COACH OF THE YEAR

1977-78 Billie Moore, UCLA (AIAW)
1987-88 Tara VanDerveer, Stanford (WBNS)
1988-89 Tara VanDerveer, Stanford (Converse, WBCA)
1989-90 Tara VanDerveer, Stanford (Naismith, USBWA)
1993-94 Ceal Barry, Colorado (USBWA)
1995-96 Amy Tucker & Marianne Stanley, Stanford (UPI)
1998-99 Jody Runge, Oregon (WBNS)
2010-11 Tara VanDerveer, Stanford (WBCA, co-AP, Naismith)



Stanford head coach Tara VanDerveer was inducted into the Naismith Memorial Basketball Hall of Fame in 2011.



USC's Lisa Leslie was a two-time all-American, national player of the year and four-time member of the USA Olympic team.

COSIDA ACADEMIC ALL-AMERICA PLAYER OF THE YEAR

- 1986-87 Chelle Flamoe, Oregon State
- 1988-89 Chelle Flamoe, Oregon State
- 1989-90 Stefanie Kasperski, Oregon

COSIDA ACADEMIC ALL-AMERICANS

(First Team unless indicated)

ARIZONA STATE

- 1986-87 Sherry Poole (3rd)
- 1988-89 Fran Ciak (2nd)
- 1989-90 Fran Ciak (2nd)

COLORADO

- 1980-81 Corky O'Rourke (3rd)
- 2005-06 Jackie McFarland (2nd)
- 2006-07 Jackie McFarland (2nd)
- 2007-08 Jackie McFarland

OREGON

- 1979-80 Bev Smith (2nd)
- 1981-82 Bev Smith (3rd)
- 1988-89 Stefanie Kasperski
- 1989-90 Stefanie Kasperski
- 2009-10 Amanda Johnson (2nd)
- 2010-11 Amanda Johnson
- 2011-12 Amanda Johnson

OREGON STATE

- 1982-83 Juli Coleman (HM)
- 1983-84 Juli Coleman (2nd)
- 1984-85 Juli Coleman (2nd)
- 1986-87 Chelle Flamoe (2nd)
- 1987-88 Chelle Flamoe (1st)
- 1988-89 Chelle Flamoe (1st)

STANFORD

- 1980-81 Louise Smith (3rd)
- 1981-82 Jeanne Ruark Hoff (4th)
- 1989-90 Julie Zeilstra (3rd)
- 1991-92 Chris MacMurdo (3rd)
- 1992-93 Chris MacMurdo (3rd)
- 1995-96 Kate Starbird (2nd)
- 2012-13 Chiney Ogumike (1st)

UCLA

- 1979-80 Dianne Frierson (3rd)
- 1980-81 Denise Curry
- 1981-82 Mary Hagarty (4th)
- 1985-86 Anne Dean (2nd)

UTAH

- 1979-80 Jane Quimby (3rd)
- 1980-81 Ellen Perrella (3rd)

WASHINGTON

- 2000-01 Megan Franza (2nd)

WASHINGTON STATE

- 1981-82 Jeanne Eggart (HM)

NCAA PLAYER OF THE DECADE

- 1980's Cheryl Miller, USC

NCAA 25TH ANNIVERSARY TEAM

- Cheryl Miller, USC

NCAA FINAL FOUR MOST OUTSTANDING PLAYER

- 1982-83 Cheryl Miller, USC
- 1983-84 Cheryl Miller, USC
- 1989-90 Jennifer Azzi, Stanford
- 1991-92 Molly Goodenbour, Stanford

NCAA FINAL FOUR ALL-TOURNAMENT TEAM

- 1982-83 Paula McGee, USC; Cheryl Miller, USC
- 1983-84 Pam McGee, USC; Paula McGee, USC; Cheryl Miller, USC
- 1985-86 Cynthia Cooper, USC; Cheryl Miller, USC
- 1989-90 Jennifer Azzi, STAN; Katy Steding, STAN
- 1990-91 Sonja Henning, STAN
- 1991-92 Molly Goodenbour, STAN; Rachel Hemmer, STAN; Val Whiting, STAN
- 2007-08 Candice Wiggins, STAN
- 2008-09 Jayne Appel, STAN
- 2009-10 Nnemkadi Ogumike, STAN; Kayla Pedersen, STAN
- 2011-12 Nnemkadi Ogumike, STAN

NCAA REGIONAL MOST OUTSTANDING PLAYER

- 1983-84 Paula McGee, USC (West)
- 1985-86 Cheryl Miller, USC (West)
- 1987-88 Cherie Nelson, USC (West)
- 1989-90 Karen Deden, Washington (Midwest-co)
- 1990-91 Jennifer Azzi, Stanford (West)
- 1991-92 Val Whiting, Stanford (West)
- 1991-92 Molly Goodenbour, Stanford (West)
- 1994-95 Anita Kaplan, Stanford (West)
- 1995-96 Kate Starbird, Stanford (West)
- 1996-97 Jamila Wideman, Stanford (West)
- 2003-04 Nicole Powell, Stanford (Midwest)
- 2007-08 Candice Wiggins, Stanford (Spokane)
- 2008-09 Jayne Appel, Stanford (Berkeley)
- 2009-10 Nnemkadi Ogumike, Stanford (Sacramento)
- 2010-11 Nnemkadi Ogumike, Stanford (Spokane)
- 2011-12 Nnemkadi Ogumike, Stanford (Fresno)
- 2012-13 Layshia Clarendon, California (Spokane)

NCAA REGIONAL ALL-TOURNAMENT TEAM

- 1981-82 Paula McGee, Pam McGee - USC (Mideast)
- 1982-83 Pam McGee, Paula McGee, Cheryl Miller - USC (West); Judy Poelstra - Oregon State (West)
- 1983-84 Paula McGee, Cynthia Cooper, Cheryl Miller - USC (West)
- 1985-86 Cheryl Miller, Cynthia Cooper - USC (West)
- 1986-97 Monica Lamb - USC (West)
- 1987-88 Cherie Nelson - USC (West)
- 1989-90 Karen Deden - Washington (Mideast); Jennifer Azzi, Trisha Stevens - Stanford (West)
- 1990-91 Val Whiting, Sonja Henning, Julie Zeilstra - Stanford (West)
- 1991-92 Molly Goodenbour, Rachel Hemmer - Stanford (West); Joni Easterly, Lisa Leslie - USC (West)
- 1992-93 Val Whiting - Stanford (West)
- 1993-94 Lisa Leslie, Tina Thompson - USC (Mideast)
- 1994-95 Christy Hedgpeth, Anita Kaplan - Stanford (West)
- 1995-96 Kate Starbird, Naomi Multaupoole, Vanessa Nygaard - Stanford (West)
- 1996-97 Jamila Wideman, Kate Starbird, Kristin Folk, Olympia Scott - Stanford (West)
- 1997-98 Lisa Griffith - Arizona (East)
- 1998-99 Michelle Greco, Maylana Martin - UCLA (West)
- 2000-01 Andrea Lalum - Washington (West)
- 2001-02 Nicole Powell - Stanford (West)
- 2003-04 Nicole Powell, Susan Borchardt - Stanford (Midwest)
- 2004-05 Susan Borchardt, Candice Wiggins - Stanford (Kansas City); Kylan Loney - Arizona State (Tempe)
- 2005-06 Candice Wiggins, Brooke Smith - Stanford (San Antonio)
- 2006-07 Danielle Orsillo, Arizona State (Greensboro)
- 2007-08 Candice Wiggins, Jayne Appel, Kayla Pedersen - Stanford (Spokane)
- 2008-09 Briann January, Danielle Orsillo - Arizona State (Trenton); Jayne Appel, Jillian Harmon, Jeanette Pohlen - Stanford (Berkeley)
- 2009-10 Jayne Appel, Kayla Pedersen, Nnemkadi Ogumike - Stanford (Sacramento)
- 2010-11 Chiney Ogumike, Nnemkadi Ogumike - Stanford (Spokane)
- 2011-12 Chiney Ogumike, Nnemkadi Ogumike - Stanford (Fresno)
- 2012-13 Layshia Clarendon, Afure Jemeribge - California (Spokane); Chiney Ogumike, Stanford (Spokane)



Oregon's Stefanie Kasperski was the 1989-90 Academic All-America of the Year.

1986-87

Jennifer Bennett California
 Yvette Cole Washington
 Dora Dome UCLA
 Monica Lamb USC
 Lauri Landerholm* Oregon
 Cherie Nelson USC
 Gabi Neumann Oregon
 Lisa Oriard Washington
 Dana Patterson Arizona
 Rhonda Windham USC

1987-88

Jennifer Azzi Stanford
 Yvette Cole Washington
 Dora Dome UCLA
 Chelle Flamoe Oregon State
 Jonni Gray Washington State
 Karon Howell USC
 Stefanie Kasperski Oregon
 Shamona Mosley Arizona State
 Cherie Nelson* USC
 Lisa Oriard Washington
 Dana Patterson Arizona
 Katy Steding Stanford

1988-89

Jennifer Azzi* Stanford
 Yvette Cole Washington
 Chelle Flamoe Oregon State
 Amy Gamble Arizona
 Jonni Gray Washington State
 Sonja Henning Stanford
 Stefanie Kasperski Oregon
 Cherie Nelson USC
 Katy Steding Stanford
 Sandra VanEmbricqs UCLA

1989-90

Jennifer Azzi* Stanford
 Karen Deden Washington
 Sonja Henning Stanford
 Stefanie Kasperski Oregon
 Amy Mickelson Washington
 Angie Miller Washington State
 Katy Steding Stanford
 Rehema Stephens UCLA
 Trisha Stevens Stanford
 Sandra VanEmbricqs UCLA

1990-91

Karen Deden Washington
 Sonja Henning* Stanford
 Lisa Leslie USC
 Laurie Merlino Washington
 Judy Shannon Oregon State
 Trisha Stafford California
 Rehema Stephens UCLA
 Trisha Stevens Stanford
 Tammy Story USC
 Julie Zeilstra Stanford

1991-92

Ryneldi Becenti Arizona State
 Margo Clark Arizona
 Lisa Leslie USC
 Judy Shannon Oregon State
 Trisha Stafford California
 Rehema Stephens UCLA
 Tammy Story USC
 Val Whiting* Stanford
 Natalie Williams UCLA
 Milica Vukadinovic California

1992-93

Nicole Anderson UCLA
 Ryneldi Becenti Arizona State
 Joni Easterly USC
 Molly Goodenbour Stanford
 Tanja Kostic Oregon State
 Lisa Leslie USC
 Rhonda Smith Washington
 Milica Vukadinovic California
 Val Whiting* Stanford
 Natalie Williams UCLA

1993-94

Tara Davis Washington
 Christy Hedgpeh Stanford
 Rachel Hemmer Stanford
 Anita Kaplan Stanford
 Tanja Kostic Oregon State
 Lisa Leslie USC
 Nicky McCrimmon USC
 Rhonda Smith Washington
 Debbie Sporcich Oregon
 Natalie Williams* UCLA

1994-95

Sally Crowe Oregon
 Renae Fegent Oregon
 Kisa Hughes UCLA
 Anita Kaplan Stanford
 Tanja Kostic* Oregon State
 Rhonda Smith Washington
 Eliza Sokolowska California
 Kate Starbird Stanford
 Tina Thompson USC
 Boky Vidic Oregon State

1995-96

Adia Barnes Arizona
 Arianne Boyer Oregon
 Renae Fegent Oregon
 Nicky Hilbert UCLA
 Tanja Kostic* Oregon State
 Brenda Pantoja Arizona
 Jenni Ruff Washington State
 Kate Starbird* Stanford
 Tina Thompson USC
 Jamila Wideman Stanford

1996-97

Adia Barnes Arizona
 Arianne Boyer Oregon
 Jade Hyett Washington State
 Tina Lelas Oregon State
 Tanja Kostic Oregon State
 Maylana Martin UCLA
 Jamie Redd Washington
 Olympia Scott Stanford
 Kate Starbird* Stanford
 Tina Thompson USC
 Jamila Wideman Stanford

1997-98

Adia Barnes* Arizona
 Kristin Clark USC
 Kristin Folkl Stanford
 Erica Gomez UCLA
 Amber Hall Washington
 Natalie Hughes Oregon
 Maylana Martin UCLA
 Vanessa Nygaard Stanford
 Jamie Redd Washington
 Olympia Scott Stanford

1998-99

LaCresha Flannigan UCLA
 Milena Flores Stanford
 Erica Gomez UCLA
 Amber Hall Washington
 Angela Lackey Arizona
 Tricia Lamb Washington State
 Maylana Martin* UCLA
 Jamie Redd Washington
 Adrain Williams USC
 Shaquala Williams Oregon
 Felecity Willis Arizona

1999-2000

Tatum Brown Arizona
 Milena Flores Stanford
 Megan Franza Washington
 Rachel Holt Arizona State
 Maylana Martin UCLA
 Sissel Pierce Oregon State
 Felicia Ragland Oregon State
 Shaquala Williams* Oregon
 Felecity Willis Arizona
 Angelina Wolvert Oregon

2000-01

Reshea Bristol Arizona
 Megan Franza Washington
 Michelle Greco UCLA
 Courtney Johnson California
 Melody Johnson Arizona State
 Amanda Levens Arizona State
 Elizabeth Pickney Arizona
 Nicole Powell Stanford
 Felicia Ragland* Oregon State
 Angelina Wolvert Oregon

2001-02

Ebony Hoffman USC
 Aisha Hollans USC
 Amanda Levens Arizona State
 Giuliana Mendiola Washington
 Loree Payne Washington
 Elizabeth Pickney Arizona
 Nicole Powell* Stanford
 Felicia Raglandl Oregon State
 Shaquala Williams Oregon
 Lindsey Yamasaki Stanford

2002-03

Nikki Blue UCLA
 Leilani Estavan Oregon State
 Michelle Greco UCLA
 Ebony Hoffman USC
 Giuliana Mendiola* Washington
 Loree Payne Washington
 Shawntinice Polk Arizona
 Nicole Powell Stanford
 Kelley Suminski Stanford
 Dee-Dee Wheeler Arizona

2003-04

Nihan Anaz California
 Nikki Blue UCLA
 Ebony Hoffman USC
 Andrea Lalum Washington
 Kylan Loney Arizona State
 Giuliana Mendiola Washington
 Shawntinice Polk Arizona
 Nicole Powell* Stanford
 Noelle Quinn UCLA
 Dee-Dee Wheeler Arizona

2004-05

Andrea Bills Oregon
 Nikki Blue UCLA
 Cathrine Kraayeveld Oregon
 Shawntinice Polk Arizona
 Brooke Smith Stanford
 Kelley Suminski Stanford
 Emily Westerberg Arizona State
 Dee-Dee Wheeler Arizona
 Candice Wiggins* Stanford
 Lisa Willis UCLA

2005-06

Nikki Blue UCLA
 Devanei Hampton California
 Cameo Hicks Washington
 Kristen Kovesdy Arizona State
 Eshaya Murphy USC
 Noelle Quinn UCLA
 Brooke Smith Stanford
 Emily Westerberg Arizona State
 Candice Wiggins* Stanford
 Lisa Willis UCLA

2006-07

Devanei Hampton* California
 Cameo Hicks Washington
 Aubree Johnson Arizona State
 Eshaya Murphy USC
 Casey Nash Oregon State
 Noelle Quinn UCLA
 Brooke Smith Stanford
 Ashley Walker California
 Emily Westerberg Arizona State
 Candice Wiggins Stanford

2007-08

FIRST TEAM
 Jayne Appel Stanford
 Devanei Hampton California
 Lindsey Pluimer UCLA
 Ashley Walker California
 Candice Wiggins* Stanford

SECOND TEAM

Alexis Gray-Lawson California
 Briann January Arizona State
 Lauren Lacey Arizona State
 Nadia Parker USC
 Ashley Whisonant Arizona

THIRD TEAM

Emily Florence Washington
 Merceded Fox-Griffin Oregon State
 Camille LeNoir USC
 Taylor Lilley Oregon
 Kayla Pedersen Stanford

2008-09

FIRST TEAM
 Jayne Appel* Stanford
 Alexis Gray Lawson California
 Ify Ibekwe Arizona
 Briann January Arizona State
 Ashley Walker California

SECOND TEAM

Doreena Campbell UCLA
 Jillian Harmon Stanford
 Camille LeNoir USC
 Jeanette Pohlen Stanford
 Dymond Simon Arizona State

THIRD TEAM

Brittney Davis Oregon State
 Micaela Cocks Oregon
 Briana Gilbreath USC
 Devanei Hampton California
 Kayla Pedersen Stanford

2009-10

Jayne Appel Stanford
 Doreena Campbell UCLA
 Micaela Cocks Oregon
 Ashley Corral USC
 Jasmine Dixon UCLA
 Briana Gilbreath USC
 Alexis Gray-Lawson California
 Ify Ibekwe Arizona
 Taylor Lilley Oregon
 Nnemkadi Ogwumike* Stanford
 Kayla Pedersen Stanford
 Jeanette Pohlen Stanford
 Danielle Orsillo Arizona State
 Sami Whitcomb Washington
 Davellyn Whyte Arizona

2010-11

Doreena Campbell UCLA
 Ashley Corral USC
 Jasmine Dixon UCLA
 Briana Gilbreath USC
 Ify Ibekwe Arizona
 Nia Jackson Oregon
 Kristi Kingma Washington
 Darxia Morris UCLA
 Chiney Ogwumike Stanford
 Nnemkadi Ogwumike Stanford
 Kayla Pedersen Stanford
 Jeanette Pohlen* Stanford
 Dymond Simon Arizona State
 DeNesha Stallworth California
 Davellyn Whyte Arizona

2011-12

Jazmine Davis Washington
 Layshia Clarendon California
 Ashley Corral USC
 Rebekah Gardner UCLA
 Briana Gilbreath USC
 Chucky Jeffery Colorado
 Amanda Johnson Oregon
 Toni Kokenis Stanford
 Earlysia Marchbanks Oregon State
 Chiney Ogwumike Stanford
 Nnemkadi Ogwumike* Stanford
 Regina Rogers Washington
 Markel Walker UCLA
 Davellyn Whyte Arizona
 Taryn Wicijowski Utah

2012-13

Brittany Boyd California
 Gennifer Brandon California
 Alyssia Brewer UCLA
 Layshia Clarendon California
 Jazmine Davis Washington
 Cassie Harberts USC
 Chucky Jeffery Colorado
 Kristi Kingma Washington
 Atonye Nyingifa UCLA
 Chiney Ogwumike* Stanford
 Amber Orrange Stanford
 Michelle Plouffe Utah
 Joslyn Tinkle Stanford
 Markel Walker UCLA
 Davellyn Whyte Arizona

* *Player of the Year*

ARIZONA.....30
 Dana Patterson 87, 88
 Amy Gamble 89
 Margo Clark 92
 Adia Barnes 96, 97, 98
 Brenda Pantoja 96
 Angela Lackey 99
 Felicity Willis 99, 00
 Tatum Brown 00
 Reshea Bristol 01
 Elizabeth Pickney 01, 02
 Shawntinice Polk 03
 Dee-Dee Wheeler 03, 04, 05
 Shawntinice Polk 03, 04, 05
 Ashley Whisonant 08 (2nd)
 Ify Ibekwe 09, 10, 11
 Davellyn Whyte 10, 11, 12, 13

ARIZONA STATE.....19
 Shamona Mosley 88
 Ryneldi Becenti 92, 93
 Rachel Holt 00
 Melody Johnson 01
 Amanda Levens 01, 02
 Kylan Loney 04
 Emily Westerberg 05, 06, 07
 Kristen Kovesdy 06
 Aubree Johnson 07
 Briann January 08 (2nd), 09
 Lauren Lacey 08 (2nd)
 Dymond Simon 09 (2nd), 11
 Danielle Orsillo 10

CALIFORNIA.....23
 Jennifer Bennett 87
 Trisha Stafford 91, 92
 Milica Vukadinovic 92, 93
 Eliza Sokolowska 95
 Courtney Johnson 01
 Nihan Anaz 04
 Devanei Hampton 06, 07, 08, 09 (3rd)
 Ashley Walker 07, 08, 09
 Alexis Gray-Lawson 08 (2nd), 09, 10
 DeNesha Stallworth 11
 Layshia Clarendon 12, 13
 Brittany Boyd 13
 Gennifer Brandon 13

COLORADO.....2
 Chucky Jeffery 12, 13

OREGON.....25
 Lauri Landerholm 87
 Gabi Neumann 87
 Stefanie Kasperski 88, 89, 90
 Debbie Sporicich 94
 Sally Crowe 95
 Renae Fegent 95, 96
 Arianne Boyer 96, 97
 Natalie Hughes 98
 Shaquala Williams 99, 00, 02
 Angelina Wolvert 00, 01
 Cathrine Kraayeveld 05
 Andrea Bills 05

Taylor Lilley 08 (3rd), 10
 Micaela Cocks 09 (3rd), 10
 Nia Jackson 11
 Amanda Johnson 12

OREGON STATE.....19
 Chelle Flamoe 88, 89
 Judy Shannon 91, 92
 Tanja Kostic 93, 94, 95, 96
 Boky Vidic 95
 Tina Lelas 97
 Sissel Pierce 00
 Felicia Ragland 00, 01, 02
 Leilani Estavan 03
 Casey Nash 07
 Mercedes Fox-Griffin 08 (3rd)
 Brittney Davis 09 (3rd)
 Earlysia Marchbanks 12

STANFORD.....64
 Jennifer Azzi 88, 89, 90
 Katy Steding 88, 89, 90
 Sonja Henning 89, 90, 91
 Trisha Stevens 90, 91
 Kylan Loney 91
 Val Whiting 92, 93
 Molly Goodenbour 93
 Christy Hedgpath 94
 Rachel Hemmer 94
 Anita Kaplan 94, 95
 Kate Starbird 95, 96, 97
 Jamila Wideman 96, 97
 Olympia Scott 97, 98
 Vanessa Nygaard 98
 Kristin Folk 98
 Milena Flores 99, 00
 Nicole Powell 01, 02, 03, 04
 Lindsey Yamasaki 02
 Kelley Suminski 03, 05
 Brooke Smith 05, 06, 07
 Candice Wiggins 05, 06, 07, 08
 Jayne Appel 08, 09, 10
 Kayla Pedersen 08 (3rd), 09 (3rd), 10, 11
 Jillian Harmon 09 (2nd)
 Jeanette Pohlen 09 (2nd), 10, 11
 Nnemkadi Ogumike 10, 11, 12
 Chiney Ogumike 11, 12, 13
 Toni Kokenis 12
 Amber Orrange 13
 Joslyn Tinkle 13

UCLA.....43
 Dora Dome 87, 88
 Sandra VanEmbricqs 89, 90
 Rehema Stephens 90, 91, 92
 Natalie Williams 92, 93, 94
 Nicole Anderson 93
 Kisa Hughes 95
 Nickey Hilbert 96
 Maylana Martin 97, 98, 99, 00
 Erica Gomez 98, 99
 LaCresha Flannigan 99
 Michelle Greco 01, 03
 Nikki Blue 03, 04, 05, 06

Lisa Willis 05, 06
 Noelle Quinn 04, 06, 07
 Lindsey Pluimer 08
 Doreena Campbell 09 (2nd), 10, 11
 Jasmine Dixon 10, 11
 Darxia Morris 11
 Rebekah Gardner 12
 Markel Walker 12, 13
 Alyssia Brewer 13
 Atonye Nyingifa 13

USC.....35
 Rhonda Windham 87
 Cherie Nelson 87, 88, 89
 Monica Lamb 87
 Karon Howell 87
 Lisa Leslie 91, 92, 93, 94
 Tammy Story 91, 92
 Joni Easterly 93
 Nicky McCrimmon 94
 Tina Thompson 95, 96, 97
 Kristin Clark 98
 Adrain Williams 99
 Ebony Hoffman 02, 03, 04
 Aisha Hollans 02
 Eshaya Murphy 06, 07
 Nadia Parker 08 (2nd)
 Camille LeNoir 08 (3rd), 09 (2nd)
 Briana Gilbreath 09 (3rd), 10, 11, 12
 Ashley Corral 10, 11, 12
 Cassie Harberts 13

UTAH.....2
 Taryn Wicijowski 12
 Michelle Plouffe 13

WASHINGTON.....34
 Yvette Cole 87, 88, 89
 Lisa Oriard 87, 88
 Karen Deden 89, 90
 Amy Mickelson 90
 Laurie Merlino 91
 Rhonda Smith 93, 94, 95
 Tara Davis 94
 Jamie Redd 97, 98, 99
 Amber Hall 98, 99
 Megan Franza 00, 01
 Giuliana Mendiola 02, 03, 04
 Loree Payne 02, 04
 Andrea Lalum 04
 Cameo Hicks 06, 07
 Emily Florence 08 (3rd)
 Dora Dome 10
 Sami Whitcomb 10
 Kristi Kingma 11
 Jazmine Davis 12, 13
 Regina Rogiers 12

WASHINGTON STATE.....6
 Jonni Gray 88, 89
 Angie Miller 89
 Jenni Ruff 96
 Jade Hyatt 97
 Tricia Lamb 99

FOUR-TIME SELECTIONS
 Lisa Leslie, USC 91, 92, 93, 94
 Tanja Kostic, OSU 93, 94, 95, 96
 Maylana Martin, UCLA 97, 98, 99, 00
 Nicole Powell, STAN 01, 02, 03, 04
 Nikki Blue, UCLA 03, 04, 05, 06
 Candice Wiggins, STAN 05, 06, 07, 08
 Devanei Hampton, CAL 06, 07, 08, 09
 Kayla Pedersen, STAN 08, 09, 10, 11
 Briana Gilbreath, USC 09, 10, 11, 12
 Davellyn Whyte, ARIZ 10, 11, 12, 13

THREE-TIME SELECTIONS
 Stefanie Kasperski, ORE 88, 89, 90
 Jennifer Azzi, STAN 88, 89, 90
 Katy Steding, STAN 88, 89, 90
 Sonja Henning, STAN 88, 89, 90
 Rehema Stephens, UCLA 90, 91, 92
 Natalie Williams, UCLA 92, 93, 94
 Cherie Nelson, USC 87, 88, 89
 Yvette Cole, WASH 87, 88, 89
 Rhonda Smith, WASH 93, 94, 95
 Kate Starbird, STAN 95, 96, 97
 Tina Thompson, USC 95, 96, 97
 Adia Barnes, ARIZ 96, 97, 98
 Jamie Redd, WASH 97, 98, 99
 Felicia Ragland, OSU 00, 01, 02
 Shaquala Williams, ORE 99, 00, 02
 Giuliana Mendiola, WASH 02, 03, 04
 Ebony Hoffman, USC 02, 03, 04
 Dee-Dee Wheeler, ARIZ 03, 04, 05
 Shawntinice Polk, ARIZ 03, 04, 05
 Emily Westerberg, ASU 05, 06, 07
 Brooke Smith, STAN 05, 06, 07
 Noelle Quinn, UCLA 04, 06, 07
 Ashley Walker, CAL 07, 08, 09
 Jayne Appel, STAN 08, 09, 10
 Alexis Gray-Lawson, CAL 08, 09, 10
 Doreena Campbell, UCLA 09, 10, 11
 Ify Ibekwe, ARIZ 09, 10, 11
 Jeanette Pohlen, STAN 09, 10, 11
 Ashley Corral, USC 10, 11, 12
 Nnemkadi Ogumike, STAN 10, 11, 12
 Chiney Ogumike, STAN 11, 12, 13

TWO-TIME SELECTIONS
 Dora Dome, UCLA 87, 88
 Lisa Oriard, WASH 87, 88
 Dana Patterson, ARIZ 87, 88
 Chelle Flamoe, OSU 88, 89
 Jonni Gray, WSU 88, 89
 Karen Deden, WASH 89, 90
 Sandra VanEmbricqs, UCLA 89, 90
 Trisha Stevens, STAN 90, 91
 Judy Shannon, OSU 91, 92
 Trisha Stafford, CAL 91, 92
 Tammy Story, USC 91, 92
 Ryneldi Becenti, ASU 92, 93
 Milica Vukadinovic, CAL 92, 93
 Val Whiting, STAN 92, 93
 Anita Kaplan, STAN 94, 95
 Renae Fegent, ORE 95, 96
 Arianne Boyer, ORE 96, 97
 Jamilla Wideman, STAN 96, 97
 Olympia Scott, STAN 97, 98
 Erica Gomez, UCLA 98, 99
 Amber Hall, WASH 98, 99
 Milena Flores, STAN 99, 00
 Felicity Willis, ARIZ 99, 00
 Angelina Wolvert, ORE 00, 01
 Megan Franza, WASH 00, 01
 Elizabeth Pickney, ARIZ 01, 02
 Amanda Levens, ASU 01, 02
 Michelle Greco, UCLA 01, 03
 Loree Payne, WASH 02, 03
 Kelley Suminski, STAN 03, 05
 Lisa Willis, UCLA 05, 06
 Eshaya Murphy, USC 06, 07
 Cameo Hicks, WASH 06, 07
 Briann January, ASU 08, 09
 Camille LeNoir, USC 08, 09
 Micaela Cocks, ORE 09, 10
 Taylor Lilley, ORE 08, 10
 Jasmine Dixon, UCLA 10, 11
 Dymond Simon, ASU 09, 11
 Layshia Clarendon, CAL 12, 13
 Jazmine Davis, WASH 12, 13
 Chucky Jeffery, COLO 12, 13
 Markel Walker, UCLA 12, 13

Note: One team of 10 selected from 1987-2007; In 2008 and 2009, three teams of five were selected. Second and third teams indicated; one team of 15 selected beginning 2010.

DID YOU KNOW? Only 13 freshmen have ever earned first team all-conference honors: Lisa Leslie, USC ('91), Tanja Kostic, OSU ('93), Maylana Martin, UCLA ('97), Shaquala Williams, ORE ('99), Nicole Powell, STAN ('01), Shawntinice Polk, ARIZ ('03), Nikki Blue, UCLA ('03), Noelle Quinn, UCLA ('04), Candice Wiggins, STAN ('05), Devanei Hampton, CAL ('06), Davellyn White, ARIZ ('10), Chiney Ogumike, STAN ('11) and Jazmine Davis, WASH ('12).

SELECTIONS BY SCHOOL

Stanford.....	26
California.....	16
UCLA.....	15
Arizona.....	13
Oregon.....	11
USC.....	12
Washington.....	12
Oregon State.....	10
Arizona State.....	9
Washington State.....	8

ALL-FRESHMAN TEAM

1986-87

Jennifer Azzi.....	Stanford
Anja Hellman.....	California
Stefanie Kasperski.....	Oregon
Seija Leino.....	California
Katy Steding.....	Stanford
Monica Lamb*.....	USC

1987-88

Karen Deden *.....	Washington
Sonja Henning.....	Stanford
Teresa Palmisano.....	California
Kari Parriott*.....	Oregon State
Trisha Stevens.....	Stanford
Angie Weir.....	Washington State

1988-89

Kesha Martin.....	California
Kristal Stahl.....	Washington State
Tammy Story.....	USC
Molly Tideback*.....	UCLA
Julie Zeilstra.....	Stanford

1989-90

Nicole Anderson.....	UCLA
Joni Easterly.....	USC
Aili Gronroos.....	California
Vanessa Selden.....	Oregon
Val Whiting*.....	Stanford

1990-91

Tara Davis.....	Washington
Lisa Leslie*.....	USC
Natalia Mattick.....	Oregon State
Debbie Sporchich.....	Oregon
Natalie Williams.....	UCLA

1991-92

Rachel Hemmer*.....	Stanford
Stacey Johnson.....	Arizona State
Anita Kaplan.....	Stanford
Rhonda Smith.....	Washington
Jacinda Sweet.....	Arizona

1992-93

Keisha Anderson.....	Arizona
Tanja Kostic*.....	Oregon State
Anette Mollerstrom.....	Oregon State
Michelle Palmisano.....	UCLA
Melissa Wuschnig.....	Washington

1993-94

Arianne Boyer.....	Oregon
Kristina Lelas.....	Oregon State
Kate Starbird.....	Stanford
Tina Thompson*.....	USC
Jamila Wideman.....	Stanford

1994-95

Adia Barnes*.....	Arizona
Kristin Folkl.....	Stanford
Tawana Grimes.....	UCLA
Naomi Mulitauaoepele.....	Stanford
Gena Pelz.....	Washington

1995-96

Erica Gomez*.....	UCLA
Jade Hyett.....	Washington State
Jennie Leander.....	California
Erica Mashia.....	USC
Jamie Redd.....	Washington

1996-97

Milena Flores.....	Stanford
Lisa Griffith.....	Arizona
Maylana Martin*.....	UCLA
Jenny Mowe.....	Oregon
Joanna Smith.....	Washington State

1997-98

Reshea Bristol.....	Arizona
Alke Dietel*.....	Washington State
Brianne Meharry.....	Oregon
Masa Radovic.....	California
Angelina Wolvert.....	Oregon

1998-99

Michelle Greco.....	UCLA
Theresa Jantzen.....	Arizona State
Elizabeth Pickney.....	Arizona
Shaquala Williams*.....	Oregon
Lindsey Yamasaki.....	Stanford

1999-00

Sarah Allen.....	Arizona State
Jamie Carey*.....	Stanford
Nicole Kaczmarek.....	UCLA
Loree Payne.....	Washington
Krista Warren.....	Arizona

2000-01

Betsy Boardman.....	Arizona State
Ebony Hoffman.....	USC
Veranda James.....	Arizona
Giuliana Mendiola.....	Washington
Nicole Powell*.....	Stanford

2001-02

Kristen O'Neill.....	Washington
Kelley Suminski.....	Stanford
T'Nae Thiel.....	Stanford
Dee-Dee Wheeler*.....	Arizona
Rachel Woodward.....	USC

2002-03

Nikki Blue.....	UCLA
Amy Denson.....	Arizona State
Carolyn Ganes.....	Oregon
Jill Noe.....	Arizona State
Shawntinice Polk*.....	Arizona

2003-04

Eleanor Haring.....	Oregon
Cameo Hicks.....	Washington
Kristen Newlin.....	Stanford
Noelle Quinn*.....	UCLA
Emily Westerberg.....	Arizona State

2004-05

Brynn Cameron.....	USC
Kristen Forristall.....	Oregon
Jessica Lawson.....	California
Lindsey Pluimer.....	UCLA
Candice Wiggins*.....	Stanford

2005-06

Alexis Gray-Lawson*.....	California
Devanei Hampton.....	California
Jillian Harmon.....	Stanford
Briann January.....	Arizona State
Ashley Walker.....	California

2006-07

Jayne Appel*.....	Stanford
J.J. Hones.....	Stanford
Judie Lomax.....	Oregon State
Dymond Simon.....	Arizona State
Natasha Vital.....	California

2007-08

Doreena Campbell.....	UCLA
Ify Ibekwe.....	Arizona
Kayla Pedersen*.....	Stanford
Katelan Redmon.....	Washington
Talisa Rhea.....	Oregon State

2008-09

Courtney Clements.....	Arizona
Briana Gilbreath*.....	USC
Atonye Nyingifa.....	UCLA
Nnemkadi Ogwumike.....	Stanford
Jazmine Perkins.....	Washington State

2009-10

KiKi Moore.....	Washington State
Haiden Palmer.....	Oregon State
DeNesha Stallworth.....	California
Markel Walker.....	UCLA
Davellyn Whyte*.....	Arizona

2010-11

Cassie Harberts.....	USC
Alyssa Martin.....	Oregon State
Chiney Ogwumike*.....	Stanford
Sage Romberg.....	Washington State
Lindsay Sherbert.....	California

2011-12

Brittany Boyd.....	California
Ariya Cook.....	USC
Jazmine Davis*.....	Washington
Ali Gibson.....	Oregon State
Reshanda Gray.....	California

2012-13

Jillian Alleyne.....	Oregon
Lia Galdeira.....	Washington State
Arielle Roberson*.....	Colorado
Talia Walton.....	Washington
Jamie Weisner.....	Oregon State

* - Freshman of the Year

ALL-DEFENSIVE TEAM

2007-08

Emily Florence.....	Washington
Tierra Henderson.....	UCLA
Briann January*.....	Arizona State
Simone Jelks.....	USC
Ashley Walker.....	California

2008-09

Mercedes Fox-Griffin.....	Oregon State
Jillian Harmon.....	Stanford
Ify Ibekwe.....	Arizona
Briann January*.....	Arizona State
Ashley Walker.....	California

2009-10

Briana Gilbreath*.....	USC
Rosalyn Gold-Onwude*.....	Stanford
Alexis Gray-Lawson.....	California
Ify Ibekwe.....	Arizona
Eliza Pierre.....	California

2010-11

Briana Gilbreath.....	USC
El Sara Greer.....	Oregon State
Ify Ibekwe*.....	Arizona
Eliza Pierre.....	California
Chiney Ogwumike.....	Stanford

2011-12

Kali Bennett.....	Arizona State
Patricia Bright.....	Oregon State
Briana Gilbreath.....	USC
Chucky Jeffery.....	Colorado
Chiney Ogwumike*.....	Stanford

2012-13

Chiney Ogwumike*.....	Stanford
Eliza Pierre.....	California
Markel Walker.....	UCLA
Aminah Williams.....	Washington
Brittany Wilson.....	Colorado

* - Defensive Player of the Year



Arizona State's Briann January was the first player to be named Pac-10 Defensive Player of the Year, winning the award twice.

	PLAYER OF THE YEAR	JOHN R. WOODEN COACH OF THE YEAR	FRESHMAN OF THE YEAR	DEFENSIVE PLAYER OF THE YEAR
1986-87	Lauri Landerholm, ORE	Chris Gobrecht, WASH	Monica Lamb, USC	
1987-88	Cherie Nelson, USC	Chris Gobrecht, WASH	Karen Deden, WASH	
		Linda Sharp, USC	Kari Parriott, OSU	
1988-89	Jennifer Azzi, STAN	Tara VanDerveer, STAN	Molly Tideback, UCLA	
1989-90	Jennifer Azzi, STAN	Tara VanDerveer, STAN	Val Whiting, STAN	
1990-91	Sonja Henning, STAN	Harold Rhodes, WSU	Lisa Leslie, USC	
1991-92	Val Whiting, STAN	Gooch Foster, CAL	Rachel Hemmer, STAN	
1992-93	Val Whiting, STAN	Marianne Stanley, USC	Tanja Kostic, OSU	
1993-94	Natalie Williams, UCLA	Jody Runge, ORE	Tina Thompson, USC	
1994-95	Tanja Kostic, OSU	Tara VanDerveer, STAN	Adia Barnes, ARIZ	
1995-96	Tanja Kostic, OSU	Amy Tucker, STAN	Erica Gomez, UCLA	
	Kate Starbird, STAN	Marianne Stanley, STAN		
1996-97	Kate Starbird, STAN	Tara VanDerveer, STAN	Maylana Martin, UCLA	
1997-98	Adia Barnes, ARIZ	Joan Bonvicini, ARIZ	Alke Dietel, WSU	
1998-99	Maylana Martin, UCLA	Jody Runge, ORE	Shaquala Williams, ORE	
1999-00	Shaquala Williams, ORE	Judy Spoelstra, OSU	Jamie Carey, STAN	
2000-01	Felicia Ragland, OSU	Charli Turner Thorne, ASU	Nicole Powell, STAN	
2001-02	Nicole Powell, STAN	Tara VanDerveer, STAN	Dee-Dee Wheeler, ARIZ	
2002-03	Giuliana Mendiola, WASH	Tara VanDerveer, STAN	Shawntinice Polk, ARIZ	
2003-04	Nicole Powell, STAN	Caren Horstmeyer, CAL	Noelle Quinn, UCLA	
2004-05	Candice Wiggins, STAN	Tara VanDerveer, STAN	Candice Wiggins, STAN	
2005-06	Candice Wiggins, STAN	Tara VanDerveer, STAN	Alexis Gray-Lawson, CAL	
2006-07	Devanei Hampton, CAL	Joanne Boyle, CAL	Jayne Appel, STAN	
2007-08	Candice Wiggins, STAN	Tara VanDerveer, STAN	Kayla Pedersen, STAN	Briann January, ASU
2008-09	Jayne Appel, STAN	Tara VanDerveer, STAN	Briana Gilbreath, USC	Briann January, ASU
2009-10	Nnemkadi Ogwumike, STAN	Nikki Caldwell, UCLA	Davellyn Whyte, ARIZ	Briana Gilbreath, USC
				Rosalyn Gold-Onwude, STAN
2010-11	Jeanette Pohlen, STAN	Tara VanDerveer, STAN	Chiney Ogwumike, STAN	Ify Ibekwe, ARIZ
2011-12	Nnemkadi Ogwumike, STAN	Tara VanDerveer, STAN	Jazmine Davis, WASH	Chiney Ogwumike, STAN
2012-13	Chiney Ogwumike, STAN	Tara VanDerveer, STAN	Arielle Roberson	Chiney Ogwumike, STAN

SELECTIONS BY SCHOOL

PLAYER OF THE YEAR			FRESHMAN OF THE YEAR		
Stanford	17	2013	Stanford	8	2011
Oregon State	3	1996	USC	4	2009
UCLA	2	1999	UCLA	4	2004
California	1	2007	Arizona	4	2010
Washington	1	2003	Oregon State	2	1993
Arizona	1	1998	Washington	2	2012
USC	1	1988	California	1	2006
Oregon	1	1987	Colorado	1	2013
Arizona State	0	-	Oregon	1	1999
Colorado	0	-	Washington State	1	1998
Utah	0	-	Arizona State	0	-
Washington State	0	-	Utah	0	-

COACH OF THE YEAR			DEFENSIVE PLAYER OF THE YEAR		
Stanford	15	2013	Stanford	3	2013
California	3	2007	Arizona State	2	2009
Oregon	2	1999	Arizona	1	2011
USC	2	1993	USC	1	2010
Washington	2	1988	California	0	--
Arizona State	1	2001	Colorado	0	-
Oregon State	1	2000	Oregon	0	--
Arizona	1	1998	Oregon State	0	--
UCLA	1	2010	UCLA	0	--
Washington State	1	1991	Utah	0	-
Colorado	0	-	Washington	0	--
Utah	0	-	Washington State	0	--

* includes co-winners



Stanford's Candice Wiggins was named the Player of the Year a Conference-record three times.

FRESHMEN NAMED TO ALL-PAC-12 TEAM

1990-91	Lisa Leslie, USC	2002-03	Nikki Blue, UCLA	2007-08	Kayla Pedersen, Stanford
1992-93	Tanja Kostic, Oregon State		Shawntinice Polk, Arizona	2008-09	Briana Gilbreath, USC
1996-97	Maylana Martin, UCLA	2003-04	Noelle Quinn, UCLA	2009-10	Davellyn Whyte, Arizona
1998-99	Shaquala Williams, Oregon	2004-05	Candice Wiggins, Stanford	2010-11	Chiney Ogwumike, Stanford
2000-01	Nicole Powell, Stanford	2005-06	Devanei Hampton, California	2011-12	Jazmine Davis, Washington

SELECTIONS BY SCHOOL

Stanford.....	44
Oregon.....	40
Arizona State.....	36
Washington.....	30
Washington State.....	29
California.....	25
USC.....	16
Oregon State.....	14
UCLA.....	11
Arizona.....	7
Utah.....	3
Colorado.....	0

1986-87

First Team

Chelle Flamoe.....	Oregon State
Erica Mueser.....	Stanford
Gabi Neumann.....	Oregon
Sherry Poole.....	Arizona State
Lisa Raschkow.....	Washington
Lauri Landerholm.....	Oregon

Second Team

Holly Ford.....	USC
Mia Kuusisto.....	California
Yolando Turner.....	Arizona
Rhonda Windham.....	USC
Lisa Oriard.....	Washington

1987-88

First Team

Chelle Flamoe.....	Oregon State
Holly Ford.....	USC
Stefanie Kasperski.....	Oregon
Lisa Oriard.....	Washington
Katy Steding.....	Stanford

Second Team

Kami Anderson.....	Stanford
Jennifer Azzi.....	Stanford
Timi Brown.....	Arizona
Paula Pyers.....	USC
Jacquie Semeniuk.....	Oregon
Jill Yanke.....	Stanford

1988-89

First Team

Fran Ciak.....	Arizona State
Karen Deden.....	Washington
Chelle Flamoe.....	Oregon State
Stefanie Kasperski.....	Oregon
Laurie Merlino.....	Washington

Second Team

Debbie Dalluge.....	Oregon State
Meme Fanner.....	California
Trina McCartney.....	Oregon
Michelle Miles.....	UCLA
Stacy Parson.....	Stanford
Jacquie Semeniuk.....	Oregon
Jill Yanke.....	Stanford

1989-90

First Team

Fran Ciak.....	Arizona State
Karen Deden.....	Washington
Stefanie Kasperski.....	Oregon
Tammy Story.....	USC
Julie Zeilstra.....	Stanford

Second Team

Timi Brown.....	Arizona
Sonja Henning.....	Stanford
Trina McCartney.....	Oregon
Jacquie Semeniuk.....	Oregon
Monica Wiley.....	California

1990-91

First Team

Karen Deden.....	Washington
Sonja Henning.....	Stanford
Laurie Merlino.....	Washington
Tammy Story.....	USC
Darla Williamson.....	Washington State

Second Team

Margo Evashevski.....	Oregon State
Jocelyn McIntire.....	Washington
Kristin Metson.....	Washington State
Lisa Salsman.....	Arizona State
Jennifer Self.....	California

1991-92

First Team

Margo Evashevski.....	Oregon State
Chris MacMurdo.....	Stanford
Jennifer Self.....	California
Tammy Story.....	USC
Darla Williamson.....	Washington State

Second Team

Kelly Blair.....	Oregon
Sonjhia Fleming.....	Oregon State
Christy Hedgpeth.....	Stanford
Lisa Salsman.....	Arizona State
Monica Wiley.....	California

1992-93

First Team

Margo Evashevski.....	Oregon State
Christy Hedgpeth.....	Stanford
Chris MacMurdo.....	Stanford
Milica Vukadinovic.....	California
Sara Wilson.....	Oregon

Second Team

Susie Jarosch.....	Washington State
Lori Lollis.....	Washington State
Lisa Salsman.....	Arizona State
Missy Smith.....	Oregon State
Missy Stowell.....	Oregon

1993-94

First Team

Missy Croshaw.....	Oregon
Christy Hedgpeth.....	Stanford
Anita Kaplan.....	Stanford
Jackie Lear.....	California
Sara Wilson.....	Oregon

Second Team

Kerri Barrett.....	California
Susie Jarosch.....	Washington State
Louise Nelson.....	California
Kate Paye.....	Stanford
Janelle Thompson.....	Arizona

1994-95

First Team

Susie Jarosch.....	Washington State
Anita Kaplan.....	Stanford
Ricarda Kuypers.....	UCLA
Jackie Lear.....	California
Kate Paye.....	Stanford

Second Team

Kerri Barrett.....	California
Betty Ann Boeving.....	Oregon
Cindie Edamura.....	Oregon
Kelli Kronberger.....	Washington State
Kate Starbird.....	Stanford

1995-96

First Team

Betty Ann Boeving.....	Oregon
Cindie Edamura.....	Oregon
Renae Fegent.....	Oregon
Kate Starbird.....	Stanford
Jamila Wideman.....	Stanford

Second Team

Allison Arredondo.....	UCLA
Arianne Boyer.....	Oregon
Heidi Hoffman.....	Washington
Ricarda Kuypers.....	UCLA
Joana Ziuraitis.....	Arizona State

1996-97

First Team

Betty Ann Boeving.....	Oregon
Cindie Edamura.....	Oregon
Renae Fegent.....	Oregon
Elise Niemela.....	Washington
Kate Starbird.....	Stanford
Jamila Wideman.....	Stanford

Second Team

Marte Alexander.....	Arizona
Mendy Benson.....	Oregon
Arianne Boyer.....	Oregon
Patrycja Czepiec.....	California
Liz Rizzo.....	California

1997-98

First Team

Marte Alexander.....	Arizona
Kristin Folkl.....	Stanford
Amber Hall.....	Washington
Jennie Leander.....	California
Natasha O'Brien.....	Oregon

Second Team

Mendy Benson.....	Oregon
Paige Bowie.....	California
Vanessa Nygaard.....	Stanford
Heather Owen.....	Stanford
Spring Steed.....	Arizona State

1998-99

First Team

Paige Bowie.....	California
Milena Flores.....	Stanford
Amber Hall.....	Washington
Jennie Leander.....	California
Natasha O'Brien.....	Oregon

Second Team

Regan Freuen.....	Stanford
Victoria Harrod.....	Washington State
Rachel Holt.....	Arizona State
Malinda Lynch.....	Washington
Katie Nyseth.....	Washington State
Natalie Tucker.....	Arizona State

1999-00

First Team

Paige Bowie.....	California
Milena Flores.....	Stanford
Megan Franza.....	Washington
Victoria Harrod.....	Washington State
Katie Nyseth.....	Washington State

Second Team

Alke Dietel.....	Washington State
Maylana Martin.....	UCLA
Kristine Sand.....	Arizona State
Nicole Strange.....	Oregon
Natalie Tucker.....	Arizona State

2000-01

First Team

Leah Combs.....	Arizona State
Megan Franza.....	Washington
Victoria Harrod.....	Washington State
Katie Nyseth.....	Washington State
Jill Pimley.....	Washington

Second Team

Jessica Collins.....	Washington State
Brianne Meharry.....	Oregon
Loree Payne.....	Washington
Genevieve Swedor.....	California
Natalie Tucker.....	Arizona State

2001-02

First Team

Jen Albert.....	Arizona State
Jessica Collins.....	Washington State
Leah Combs.....	Arizona State
Bethany Donaphin.....	Stanford
Loree Payne.....	Washington

Second Team

Betsy Boardman.....	Arizona State
Lindsey Egeland.....	Washington State
Carmen Krause.....	USC
Andrea Lalum.....	Washington
Lauren St. Clair.....	Stanford

2002-03

First Team
 Jen Albert Arizona State
 Carrie Buckner Arizona State
 Hollye Chapman Oregon State
 Lindsey Egeland Washington State
 Loree Payne Washington

Second Team
 Brina Chaney Oregon State
 Andrea Lalum Washington
 Sara McGee Stanford
 Kourtney Shreve Oregon
 Krista Warren Arizona

2003-04

First Team
 Jen Albert Arizona State
 Brina Chaney Oregon State
 Hollye Chapman Oregon State
 Lindsey Egeland Washington State
 Carrie Mizusawa Oregon

Second Team
 Susan Borchart Stanford
 Carrie Buckner Arizona State
 Andrea Lalum Washington
 Krista Rappahahn Stanford
 Chelsea Trotter Stanford

2004-05

First Team
 Kate Benz Washington State
 Susan King Borchart Stanford
 Corrie Mizusawa Oregon
 Krista Rappahahn Stanford
 Kiki Williams California

Second Team
 Kristin Iwanaga California
 Aubree Johnson Arizona State
 Emma Joneby Washington State
 Cathrine Kraayeveld Oregon
 Azella Perryman Stanford

2005-06

First Team
 Kate Benz Washington State
 Mandy Close Oregon State
 Lindsey Plumier UCLA
 Krista Rappahahn Stanford
 Emily Westerberg Arizona State

Second Team
 Nicole Castro Washington
 Adriane Ferguson Washington State
 Allison Jaskowiak USC
 Aubree Johnson Arizona State
 Kristen O'Neill Washington

2006-07

First Team
 Kate Benz Washington State
 Clare Bodensteiner Stanford
 Aubree Johnson Arizona State
 Lindsey Plumier UCLA
 Emily Westerberg Arizona State

Second Team
 Nicole Berberet USC
 Kate Engelbrecht Arizona State
 Jamie Hagya USC
 Allison Jaskowiak USC
 Erica Schelley Washington

2007-08

First Team
 Kate Engelbrecht Arizona State
 Emily Florence Washington
 Allison Jaskowiak Kennedy USC
 Jill Noe Arizona State
 Lindsey Pluimer UCLA

Second Team
 Lauren Greif California
 JJ Honess Stanford
 Simone Jelks USC
 Reagan Pariseau Arizona State
 Andrea Plouffe Washington

2008-09

First Team
 Sybil Dosty Arizona State
 Kate Engelbrecht Arizona State
 Lauren Greif California
 Allison Taka UCLA

Second Team
 Katie Appleton Washington State
 Kezia Kelly Washington State
 Danielle Orsillo Arizona State
 Erica Tukiainen UCLA
 Sami Whitcomb Washington

2009-10

First Team
 Lauren Greif California
 Amanda Johnson Oregon
 Danielle Roark USC
 Allison Taka UCLA
 Kirsten Tillemann Oregon State

Second Team
 Jayne Appel Stanford
 Julie Futch Oregon State
 JJ Honess Stanford
 Danielle Orsillo Arizona State
 Erica Tukiainen UCLA

2010-11

First Team
 Jacki Gemelos USC
 Amanda Johnson Oregon
 Kayla Pedersen Stanford
 Dymond Simon Arizona State
 Laura Stanulis Oregon

Second Team
 Kali Bennet Arizona State
 Briana Gilbreath USC
 Kristi Kingma Washington
 Rosie Tarnowski Washington State
 Mariah Williams UCLA

2011-12

First Team
 Chelsea Bridgewater Utah
 Amanda Johnson Oregon
 Rachel Messer Utah
 Rosie Tarnowski Washington State
 Taryn Wicijowski Utah

Second Team
 Kali Bennett Arizona State
 Layshia Clarendon California
 Danielle Love Oregon
 Chiney Ogumike Stanford
 Laura Stanulis Oregon

SCHOLAR-ATHLETE OF THE YEAR

2007-08 Lindsey Pluimer, UCLA
 2008-09 Sybil Dosty, Arizona State
 2009-10 Jayne Appel, Stanford
 2010-11 Kayla Pedersen, Stanford
 2011-12 Amanda Johnson, Oregon
 2012-13 Layshia Clarendon, California



Arizona State's Sybil Dosty was the 2008-09 recipient of the Toyo Tires Scholar-Athlete of the Year award.



UCLA's Lindsey Pluimer was the first player to receive the Toyo Tires Scholar-Athlete of the Year award for women's basketball in 2007-08.

1986-87

Nov. 30 Chelle Flamoe, Oregon State
 Dec. 7 Mia Kuusisto, California
 Dec. 14 Lauri Landerholm, Oregon
 Dec. 21 Jennifer Bennett, California
 Jan. 5 Jennifer Bennett, California
 Jan. 12 Dora Dome, UCLA
 Jan. 19 Robin Connolly, Arizona State
 Jan. 26 Jennifer Azzi, Stanford
 Feb. 2 Lisa Oriard, Washington
 Kris Glidden, Oregon
 Feb. 9 Lauri Landerholm, Oregon
 Feb. 16 Jennifer Bennett, California
 Feb. 23 Gabi Neumann, Oregon
 Mar. 2 Jennifer Bennett, California
 Mar. 9 Monica Lamb, USC

1987-88

Nov. 30 Jill Yanke, Stanford
 Dec. 7 Jennifer Azzi, Stanford
 Dec. 14 Penny Bowden, Washington State
 Dec. 21 Amanda Ray, California
 Jan. 4 Cherie Nelson, USC
 Jan. 11 Sonja Henning, Stanford
 Jan. 18 Chelle Flamoe, Oregon State
 Jan. 25 Cherie Nelson, USC
 Feb. 1 Jonni Gray, Washington State
 Feb. 9 Dora Dome, UCLA
 Feb. 15 Stefanie Kasperski, Oregon
 Feb. 22 Cherie Nelson, USC
 Feb. 29 Cherie Nelson, USC
 Mar. 7 Cherie Nelson, USC
 Mar. 14 Karen O'Connor, Arizona State

1988-89

Nov. 28 Chelle Flamoe, Oregon State
 Dec. 5 Cherie Nelson, USC
 Dec. 12 Stefanie Kasperski, Oregon
 Dec. 19 Tori Baker, Oregon
 Jan. 3 Karon Howell, USC
 Jan. 9 Karen O'Connor, Arizona State
 Jan. 16 Trina McCartney, Oregon
 Jan. 23 Sandra Van Embricqs, UCLA
 Jan. 30 Amy Gamble, Arizona
 Feb. 6 Stefanie Kasperski, Oregon
 Feb. 13 Sonja Henning, Stanford
 Feb. 20 Stefanie Kasperski, Oregon
 Feb. 27 Chris Holten, California
 Mar. 6 Cherie Nelson, USC
 Mar. 13 Cherie Nelson, USC

1989-90

Nov. 27 Karen Deden, Washington
 Dec. 4 Chris Holten, California
 Dec. 11 Rehema Stephens, UCLA
 Dec. 18 Sonja Henning, Stanford
 Jan. 3 Amy Mickelson, Washington
 Jan. 8 Stefanie Kasperski, Oregon
 Jan. 15 Julie Zeilstra, Stanford
 Jan. 22 Karen O'Connor, Arizona State
 Jan. 29 Trisha Stevens, Stanford
 Feb. 5 Sandra Van Embricqs, UCLA
 Feb. 12 Laurie Merlino, Washington
 Amy Mickelson, Washington
 Feb. 26 Shana Daniels, Oregon State
 Mar. 5 Angie Miller, Washington State
 Mar. 12 Jennifer Azzi, Stanford

1990-91

Nov. 26 Lisa Leslie, USC
 Dec. 3 Trisha Stafford, California
 Dec. 10 Rehema Stephens, UCLA
 Dec. 17 Monique Ambers, Arizona State
 Jan. 2 Sonja Henning, Stanford
 Jan. 7 Julie Zeilstra, Stanford
 Jan. 14 Lisa Leslie, USC
 Jan. 21 Judy Shannon, Oregon State
 Jan. 28 Natalie Williams, UCLA
 Feb. 4 Staci Wallenborn, Oregon
 Feb. 11 Karen Deden, Washington
 Feb. 18 Darci Wellsandt, Washington State
 Feb. 25 Laura Baker, California
 Mar. 4 Lisa Leslie, USC
 Mar. 11 Judy Shannon, Oregon State

1991-92

Nov. 25 Chris MacMurdo, Stanford
 Dec. 1 Debbie Sporcich, Oregon
 Dec. 8 Ryneldi Becenti, Arizona State
 Judy Shannon, Oregon State
 Dec. 15 Val Whiting, Stanford
 Dec. 23 Trisha Stafford, California
 Dec. 30 Lisa Leslie, USC
 Jan. 6 Margo Clark, Arizona
 Jan. 13 Trisha Stafford, California
 Jan. 20 Val Whiting, Stanford
 Jan. 27 Lisa Leslie, USC
 Feb. 3 Rehema Stephens, UCLA
 Feb. 10 Judy Shannon, Oregon State
 Natalie Williams, UCLA
 Feb. 17 Christy Hedgpeth, Stanford
 Feb. 24 Ryneldi Becenti, Arizona State
 Mar. 2 Jovonne Smith, Arizona State
 Mar. 9 Tammy Story, USC
 Mar. 16 Natalie Williams, UCLA

1992-93

Dec. 7 Ryneldi Becenti, Arizona State
 Tanja Kostic, Oregon State
 Dec. 14 Anette Mollerstrom, Oregon State
 Dec. 21 Tanja Kostic, Oregon State
 Jan. 4 Milica Vukadinovic, California
 Jan. 11 Natalie Williams, UCLA
 Jan. 18 Joni Easterly, USC
 Jan. 25 Val Whiting, Stanford
 Feb. 1 Rhonda Smith, Washington
 Feb. 8 Lisa Leslie, USC
 Feb. 15 Ryneldi Becenti, Arizona State
 Debbie Sporcich, Oregon
 Feb. 22 Natalie Williams, UCLA
 Mar. 1 Val Whiting, Stanford
 Mar. 8 Val Whiting, Stanford
 Mar. 15 Shawn Coder, Arizona

1993-94

Dec. 6 Amy Jalewalia, UCLA
 Dec. 13 Shawn Coder, Arizona
 Tanja Kostic, Oregon State
 Dec. 20 Rachel Hemmer, Stanford
 Jan. 3 Melani Francis, Arizona State
 Jan. 10 Rhonda Smith, Washington
 Jan. 17 Lisa Leslie, USC
 Jan. 24 Debbie Sporcich, Oregon
 Jan. 31 Lisa Leslie, USC
 Natalie Williams, UCLA
 Feb. 7 Natalie Williams, UCLA
 Feb. 14 Natalie Williams, UCLA
 Feb. 21 Tanja Kostic, Oregon State
 Feb. 28 Anita Kaplan, Stanford
 Mar. 7 Rhonda Smith, Washington
 Mar. 13 Jessica Schutt, Oregon

1994-95

Dec. 5 Eliza Sokolowska, California
 Dec. 12 Adia Barnes, Arizona
 Dec. 19 Kate Starbird, Stanford
 Jan. 3 Tina Thompson, USC
 Jan. 9 Adia Barnes, Arizona
 Jan. 16 Kristin Erickson, Washington State
 Jan. 23 Renae Fegent, Oregon
 Jan. 30 Tanja Kostic, Oregon State
 Feb. 6 Tina Lelas, Oregon State
 Feb. 13 Eliza Sokolowska, California
 Feb. 20 Rhonda Smith, Washington
 Feb. 27 Anita Kaplan, Stanford
 Mar. 6 Jackie Lear, California
 Mar. 13 Tanja Kostic, Oregon State

1995-96

Dec. 4 Kate Starbird, Stanford
 Dec. 11 Jenni Ruff, Washington State
 Dec. 18 Tanja Kostic, Oregon State
 Jan. 2 Adia Barnes, Arizona
 Jan. 8 Jenni Ruff, Washington State
 Jan. 15 Kate Starbird, Stanford
 Jan. 22 Nickey Hilbert, UCLA
 Jan. 29 Tina Thompson, USC
 Feb. 5 Tanja Kostic, Oregon State
 Feb. 12 Renae Fegent, Oregon
 Feb. 19 Adia Barnes, Arizona
 Feb. 26 Eliza Sokolowska, California
 Jamila Wideman, Stanford
 Mar. 4 Molly Tuter, Arizona State
 Mar. 11 Jenni Ruff, Washington State

1996-97

Dec. 2 Vanessa Nygaard, Stanford
 Dec. 9 Tina Thompson, USC
 Dec. 16 Kate Starbird, Stanford
 Dec. 23 Tina Thompson, USC
 Jan. 6 Kate Starbird, Stanford
 Jan. 13 Kate Starbird, Stanford
 Jan. 20 Tina Thompson, USC
 Jan. 27 Jade Hyett, Washington State
 Tina Lelas, Oregon State
 Feb. 3 Monika Crank, Arizona
 Feb. 10 Arianne Boyer, Oregon
 Feb. 17 Lisa Griffith, Arizona
 Feb. 24 Natalie Hughes, Oregon
 Kate Starbird, Stanford
 Mar. 3 Arianne Boyer, Oregon
 Mar. 9 Laure Savasta, Washington

1997-98

Dec. 1 Amber Hall, Washington
 Dec. 8 Jamie Redd, Washington
 Dec. 15 Olympia Scott, Stanford
 Dec. 22 Melanie Pearson, UCLA
 Jan. 5 Adia Barnes, Arizona
 Jan. 12 Michelle Tom, Arizona State
 Jan. 19 Adia Barnes, Arizona
 Jan. 26 Kristin Folkl, Stanford
 Feb. 2 Olympia Scott, Stanford
 Feb. 9 Amber Hall, Washington
 Feb. 16 Vanessa Nygaard, Stanford
 Feb. 23 Adia Barnes, Arizona
 Mar. 2 Kristin Folkl, Stanford
 Mar. 9 Natasha O'Brien, Oregon

1998-99

Nov. 30 Maylana Martin, UCLA
 Dec. 6 Kristine Sand, Arizona State
 Dec. 13 Sissel Pierce, Oregon State
 Dec. 20 Angela Lackey, Arizona
 Jan. 5 Lindsey Dion, Oregon
 Jan. 11 LaCresha Flannigan, UCLA
 Jan. 18 Shaquala Williams, Oregon
 Jan. 25 Reshea Bristol, Arizona
 Feb. 1 Marie Philman, UCLA
 Feb. 8 Theresa Jantzen, Arizona State
 Feb. 15 Regan Freuen, Stanford
 Feb. 22 Maylana Martin, UCLA
 Mar. 1 Jamie Redd, Washington
 Mar. 8 Regan Freuen, Stanford

1999-00

Nov. 29 Elizabeth Pickney, Arizona
 Dec. 6 Tatum Brown, Arizona
 Dec. 13 Maylana Martin, UCLA
 Dec. 20 Megan Franza, Washington
 Jan. 3 Carolyn Moos, Stanford
 Jan. 10 Kitch Kitchen, Arizona State
 Jan. 17 Lisa Griffith, Arizona
 Jan. 24 Maylana Martin, UCLA
 Jan. 31 Shavaki Jackson, California
 Feb. 7 Felecity Willis, Arizona
 Feb. 14 Rachel Holt, Arizona State
 Feb. 21 Tiffany Elmore, USC
 Feb. 28 Sissel Pierce, Oregon State
 Mar. 6 Shaquala Williams, Oregon
 Mar. 12 Nicole Kaczmariski, UCLA

2000-01

Nov. 27 Melody Johnson, Arizona State
 Dec. 4 Nicole Funn, Oregon State
 Dec. 11 Elizabeth Pickney, Arizona
 Dec. 18 Susan King, Stanford
 Jan. 2 Reshea Bristol, Arizona
 Jan. 8 Reshea Bristol, Arizona
 Jan. 15 Jamie Craighead, Oregon
 Jan. 22 Amanda Levens, Arizona State
 Jan. 29 Ebony Hoffman, USC
 Feb. 5 Elizabeth Pickney, Arizona
 Feb. 12 Megan Franza, Washington
 Feb. 19 Courtney Johnson, California
 Feb. 26 Lindsey Yamasaki, Stanford
 Mar. 5 Felicia Ragland, Oregon State
 Mar. 12 Nicole Powell, Stanford

2001-02

Nov. 26 Elizabeth Pickney, Arizona
 Dec. 3 Nicole Powell, Stanford
 Dec. 10 Amanda Levens, Arizona State
 Dec. 17 Amanda Levens, Arizona State
 Dec. 31 Nicole Powell, Stanford
 Jan. 7 Aisha Hollans, USC
 Jan. 14 Nicole Powell, Stanford
 Jan. 21 Felicia Ragland, Oregon State
 Jan. 28 Lindsey Yamasaki, Stanford
 Feb. 4 Giuliana Mendiola, Washington
 Feb. 11 Nicole Powell, Stanford
 Feb. 18 Cathrine Kraayeveld, Oregon
 Feb. 25 Felicia Ragland, Oregon State

PLAYER OF THE WEEK BY THE NUMBERS

Chiney Ogwumike, STAN (2011-pres.)	9	Sonja Henning, STAN (1988-91)	4
Jayne Appel, STAN (2007-10)	9	Maylana Martin, UCLA (1997-2000)	4
Candice Wiggins, STAN (2005-08)	9	Kayla Pedersen, STAN (2008-11)	4
Tanja Kostic, OSU (1993-96)	8	Elizabeth Pickney, ARIZ (1998-2002)	4
Lisa Leslie, USC (1991-94)	8	Judy Shannon, OSU (1991-92)	4
Cherie Nelson, USC (1987-89)	8	Rhonda Smith, WASH (1992-95)	4
Nicole Powell, STAN (2001-04)	8	Jennifer Azzi, STAN (1987-90)	3
Noelle Quinn, UCLA (2004-07)	8	Reshea Bristol, ARIZ (1998-2001)	3
Ashley Walker, CAL (2005-09)	8	Chelle Flamoe, OSU (1987-89)	3
Natalie Williams, UCLA (1991-94)	8	Cameo Hicks, WASH (2004-07)	3
Adia Barnes, ARIZ (1995-98)	7	Ify Ibekwe, ARIZ (2008-11)	3
Nnemkadi Ogwumike, STAN (2009-12)	7	Amanda Levens, ASU (1998-2002)	3
Shawntinice Polk, ARIZ (2003-05)	7	Chucky Jeffery, COLO (2012-13)	3
Kate Starbird, STAN (1994-97)	7	Amanda Johnson, ORE (2009-12)	3
Stefanie Kasperski, ORE (1987-90)	5	Karen O'Connor, ASU (1988-91)	3
Giuliana Mendiola, WASH (2001-04)	5	Felicia Ragland, OSU (1998-2002)	3
Tina Thompson, USC (1994-97)	5	Jenni Ruff, WSU (1993-96)	3
Val Whiting, STAN (1989-93)	5	Dymond Simon, ASU (2007-10, 11)	3
Ryneldi Becenti, ASU (1992-93)	4	Eliza Sokolowska, CAL (1995-96)	3
Jennifer Bennett, CAL (1987)	4	Debbie Sporcich, ORE (1991-94)	3
Devanei Hampton, CAL (2005-09)	4	Trisha Stafford, CAL (1989-92)	3

Rehema Stephens, UCLA (1990-92)	3
Markel Walker, UCLA (2009-13)	3

SELECTIONS BY SCHOOL

Stanford	90
UCLA	48
USC	43
Arizona	40
Oregon	38
California	39
Arizona State	34
Oregon State	32
Washington	31
Washington State	13
Colorado	3
Utah	2

2010-11

Nov. 15	Briana Gilbreath, USC
Nov. 22	Darxia Morris, UCLA
Nov. 29	Amanda Johnson, Oregon
Dec. 6	Briana Gilbreath, USC
Dec. 13	DeNesha Stallworth, California
Dec. 20	Ashley Corral, USC
Dec. 27	Dymond Simon, Arizona State
Jan. 3	Jeanette Pohlen, Stanford
Jan. 10	Nia Jackson, Oregon
Jan. 17	Nnemkadi Ogwumike, Stanford
Jan. 24	Kayla Pedersen, Stanford
Jan. 31	Kristi Kingma, Washington
Feb. 8	Sage Romberg, Washington State
Feb. 14	Ify Ibekwe, Arizona
Feb. 21	El Sara Greer, Oregon State
Feb. 28	Darxia Morris, UCLA
Mar. 7	Ify Ibekwe, Arizona

2011-12

Nov. 15	Candice Warthen, Arizona
Nov. 21	Amanda Johnson, Oregon
Nov. 28	Nnemkadi Ogwumike, Stanford
Dec. 5	Chucky Jeffery, Colorado
Dec. 12	Patricia Bright, Oregon State
Dec. 19	Gennifer Brandon, California
Dec. 26	Nnemkadi Ogwumike, Stanford
Jan. 2	Jazmine Perkins, Washington State
Jan. 9	Nnemkadi Ogwumike, Stanford
Jan. 16	Chiney Ogwumike, Stanford
Jan. 23	Chiney Ogwumike, Stanford
Jan. 30	Chiney Ogwumike, Stanford
Feb. 6	Markel Walker, UCLA
Feb. 13	Michelle Plouffe, Utah
Feb. 20	Layshia Clarendon, California
Feb. 27	Regina Rogers, Washington
Mar. 5	Christina Marinacci, USC

2012-13

Nov. 12	Chiney Ogwumike, Stanford
Nov. 19	Chiney Ogwumike, Stanford
Nov. 26	Markel Walker, UCLA
Dec. 3	Taryn Wicijowski, Utah
Dec. 10	Alyssa Brewer, UCLA
Dec. 17	Chucky Jeffery, Colorado
Dec. 24	Chiney Ogwumike, Stanford
Dec. 31	Nirra Fields, UCLA
Jan. 7	Cassie Harberts, USC
Jan. 14	Atonye Nyingifa, UCLA
Jan. 21	Gennifer Brandon, California
Jan. 28	Chiney Ogwumike, Stanford
Feb. 4	Chiney Ogwumike, Stanford
Feb. 11	Chucky Jeffery, Colorado
Feb. 18	Kristi Kingma, Washington
Feb. 26	Davellyn Whyte, Arizona
Mar. 4	Chiney Ogwumike, Stanford

FRESHMAN OF THE WEEK

2012-13

Nov. 12	Arielle Roberson, Colorado
Nov. 19	Jillian Alleyne, Oregon
Nov. 26	Arielle Roberson, Colorado
Dec. 3	Arielle Roberson, Colorado
Dec. 10	Jillian Alleyne, Oregon
Dec. 17	Lia Galdeira, Washington State
Dec. 24	Lia Galdeira, Washington State
Dec. 31	Nirra Fields, UCLA
Jan. 7	Talia Walton, Washington
Jan. 14	Jamie Weisner, Oregon State
Jan. 21	Jamie Weisner, Oregon State
Jan. 28	Talia Walton, Washington
Feb. 4	Jillian Alleyne, Oregon
Feb. 11	Talia Walton, Washington
Feb. 18	Jillian Alleyne, Oregon
Feb. 26	Arielle Roberson, Colorado
Mar. 4	Arielle Roberson, Colorado

2002-03

Dec. 2	Shawntinice Polk, Arizona
Dec. 9	Giuliana Mendiola, Washington
Dec. 16	Jill Noe, Arizona State
Dec. 22	Shawntinice Polk, Arizona
Dec. 29	Kelley Suminski, Stanford
Jan. 6	Jill Noe, Arizona State
Jan. 13	Michelle Greco, UCLA
Jan. 20	Dee-Dee Wheeler, Arizona
Jan. 27	Rometra Craig, USC
Feb. 3	Giuliana Mendiola, Washington
Feb. 10	Shawntinice Polk, Arizona
Feb. 17	Giuliana Mendiola, Washington
Feb. 24	Nicole Powell, Stanford
Mar. 3	Shawntinice Polk, Arizona

2003-04

Dec. 1	Giuliana Mendiola, Washington
Dec. 8	Nihan Anaz, California
Dec. 15	Nicole Powell, Stanford
Dec. 22	Leilani Estavan, Oregon State
Jan. 5	Shannon Howell, Oregon State
Jan. 12	Nicole Powell, Stanford
Jan. 19	Shawntinice Polk, Arizona
Jan. 26	Ebony Hoffman, USC
Feb. 2	Kylan Loney, Arizona State
Feb. 9	Shawntinice Polk, Arizona
Feb. 16	Noelle Quinn, UCLA
Feb. 23	Noelle Quinn, UCLA
Mar. 1	Shawntinice Polk, Arizona

2004-05

Nov. 29	Noelle Quinn, UCLA
Dec. 6	Noelle Quinn, UCLA
Dec. 13	Kylan Loney, Arizona State
Dec. 20	Dee-Dee Wheeler, Arizona
Dec. 30	Andrea Bills, Oregon
Jan. 5	Noelle Quinn, UCLA
Jan. 10	Candice Wiggins, Stanford
Jan. 17	Eshaya Murphy, USC
Jan. 24	Candice Wiggins, Stanford
Jan. 31	Brandi Davis, Oregon
Feb. 7	Nikki Blue, UCLA
Feb. 14	Natalie Jones, Arizona
Feb. 21	Brandi Davis, Oregon
Feb. 28	Kayla Burt, Washington

2005-06

Nov. 28	Lisa Willis, UCLA
Dec. 5	Noelle Quinn, UCLA
Dec. 12	Sarah Pool, California
Dec. 19	Carolyn Ganes, Oregon
Dec. 26	Cameo Hicks, Washington
Jan. 2	Devanei Hampton, California
Jan. 9	Candice Wiggins, Stanford
Jan. 16	Eshaya Murphy, USC
Jan. 23	Camille LeNoir, USC
Jan. 30	Noelle Quinn, UCLA
Feb. 6	Emily Westerberg, Arizona State
Feb. 13	Noelle Quinn, UCLA
Feb. 20	Kate Benz, Washington State
Feb. 27	Lisa Willis, UCLA

2006-07

Nov. 20	Ashley Walker, California
Nov. 27	Chloe Kerr, USC
Dec. 4	Cameo Hicks, Washington
Dec. 11	Ashley Walker, California
Dec. 18	Cameo Hicks, Washington
Dec. 26	Danielle Orsillo, Arizona State
Jan. 1	Candice Wiggins, Stanford
Jan. 8	Dymond Simon, Arizona State
Jan. 15	Devanei Hampton, California
Jan. 22	Ashley Walker, California
Jan. 29	Candice Wiggins, Stanford
Feb. 5	Tamika Nurse, Oregon
Feb. 12	Aubree Johnson, Arizona State
Feb. 19	Jayne Appel, Stanford
Feb. 26	Devanei Hampton, California

2007-08

Nov. 19	Jayne Appel, Stanford
Nov. 26	Nadia Parker, USC
Dec. 3	Ashley Walker, California
Dec. 10	Kirsten Thompson, Arizona State
Dec. 17	Candice Wiggins, Stanford
Dec. 24	Candice Wiggins, Stanford
Dec. 31	Sybil Dosty, Arizona State
Jan. 7	Devanei Hampton, California
Jan. 14	Ashley Walker, California
Jan. 21	Talisa Rhea, Oregon State
Jan. 28	Candice Wiggins, Stanford
Feb. 4	Candice Wiggins, Stanford
Feb. 11	Lindsey Pluimer, UCLA
Feb. 18	Jayne Appel, Stanford
Feb. 25	Lauren Lacey, Arizona State
Mar. 3	Sami Whitcomb, Washington

2008-09

Nov. 17	Talisa Rhea, Oregon State
Nov. 24	Jayne Appel, Stanford
Dec. 1	Ashley Walker, California
Dec. 8	Ashley Walker, California
Dec. 15	Ify Ibekwe, Arizona
Dec. 22	Alex Mitchell, Oregon State
Dec. 29	Jayne Appel, Stanford
Jan. 5	Brynn Cameron, USC
Jan. 12	Doreena Campbell, UCLA
Jan. 19	Alexis Gray-Lawson, California
Jan. 26	Jayne Appel, Stanford
Feb. 2	Dymond Simon, Arizona State
Feb. 9	Camille LeNoire, USC
Feb. 16	Jayne Appel, Stanford
Feb. 23	Ashley Walker, California
Mar. 2	Kayla Pedersen, Stanford
Mar. 9	Jeannette Pohlen, Stanford

2009-10

Nov. 16	Nnemkadi Ogwumike, Stanford
Nov. 23	Nicole Canepa, Oregon
Nov. 30	Kayla Pedersen, Stanford
Dec. 7	Amanda Johnson, Oregon
Dec. 14	Nnemkadi Ogwumike, Stanford
Dec. 21	Kayla Pedersen, Stanford
Dec. 28	Sami Whitcomb, Washington
Jan. 4	Taylor Lilley, Oregon
Jan. 11	Nnemkadi Ogwumike, Stanford
Jan. 18	Davellyn Whyte, Arizona
Jan. 25	Alexis Gray-Lawson, California
Feb. 1	Markel Walker, UCLA
Feb. 8	April Cook, Washington State
Feb. 15	Jayne Appel, Stanford
Feb. 22	Jayne Appel, Stanford
Mar. 1	Jasmine Dixon, UCLA
Mar. 7	Ashley Corral, USC

Year	Predicted Winner	Actual Finish	Actual Winner	Predicted Finish
2012-13	Stanford	1st	California, Stanford	2nd, 1st
2011-12	Stanford	1st	Stanford	1st
2010-11	Stanford	1st	Stanford	1st
2009-10	Stanford	1st	Stanford	1st
2008-09	Stanford	1st	Stanford	1st
2007-08	Stanford	1st	Stanford	1st
2006-07	Stanford	1st	Stanford	1st
2005-06	Stanford	1st	Stanford	1st
2004-05	Stanford	1st	Stanford	1st
2003-04	Stanford	1st (tied)	Stanford, Arizona	1st/2nd
2002-03	Stanford	1st	Stanford	1st
2001-02	Stanford	1st	Stanford	1st
2000-01	Stanford	1st (tied)	ASU, Stanford, UW	6th/1st/7th
1999-00	UCLA	4th	Oregon	2nd
1998-99	UCLA	1st (tied)	Oregon, UCLA	1st/1st
1997-98	Information not available		Stanford	
1996-97	Information not available		Stanford	
1995-96	Information not available		Stanford	
1994-95	Stanford	1st	Stanford	1st
1993-94	Stanford	2nd	USC	2nd
1992-93	Stanford	1st	Stanford	1st
1991-92	Stanford	1st	Stanford	1st
1990-91	Information not available		Stanford	
1989-90	Information not available		Stanford	
1988-89	Washington	2nd	Stanford	2nd
1987-88	Washington	1st	Washington	1st
1986-87	USC	1st	USC	1st

YEAR-BY-YEAR PRESEASON PAC-12 COACHES' POLL STANDINGS

1986-87	1989-90	1993-94	1998-99
Team Points	Information not available	Team Points	Team Points
1. USC (10) 100		1. Stanford (6) 76	1. UCLA (5) 94
2. Oregon 98		2. USC (2) 71	2. Stanford (2) 84
3. Washington 77	1990-91	3. Washington (2) 68	3. Oregon (2) 77
4. UCLA 57	Information not available	4. UCLA 50	4. Washington (1) 74
5. Stanford 54		5. Oregon State 47	5. Arizona 64
6. Arizona State 51	1991-92	6. Arizona 43	6. USC 44
7. California 47.5	Team Points	7. California 31	7. Arizona State 38
8. Arizona 45.5	1. Stanford (7) 78	8. Oregon 27	8. Washington State 31
9. Washington State 19	2. USC (2) 68	9. Arizona State 20	T9. California 22
10. Oregon State 15	3. Washington (1) 62	10. Washington State 17	T9. Oregon State 22
	4. UCLA 49		
1987-88	5. Washington State 47	1994-95	1999-2000
Team Points	6. Oregon 43	Team Points	Team Points
1. Washington (5) 92	7. Oregon State 40	1. Stanford (6) 76	1. UCLA (8) 98
2. USC (3) 87	8. California 28	2. USC (2) 71	2. Oregon (2) 85
3. Stanford 78	9. Arizona 18	3. Washington (2) 68	3. Stanford 80
4. UCLA (2) 76	10. Arizona State 17	4. UCLA 50	4. Arizona 74
5. Oregon State 55		5. Oregon State 47	5. Arizona State 51
6. Oregon 54	1992-93	6. Arizona 43	6. Washington 47
7. California 39	Team Points	7. California 31	7. USC 37
8. Arizona 30	1. Stanford (9) 90	8. Oregon 27	8. Oregon State 30
9. Washington State 28	2. USC (1) 76	9. Arizona State 20	9. California 26
10. Arizona State 11	3. Arizona State 75	10. Washington State 17	10. Washington State 22
	4. UCLA 60		
1988-89	5. Washington 58	1995-96	2000-01
Team Points	6. Washington State 46	Information not available	Team Points
1. Washington (5) 78	7. Oregon 41		1. Stanford (9) 90
2. Stanford (4) 74	8. California 36	1996-97	2. Oregon (1) 78
3. USC 63	9. Arizona 34	Information not available	3. USC 70
4. UCLA 61	10. Oregon State 17		4. Arizona 66
5. Oregon 45		1997-98	5. Arizona State 57
6. California 38		Information not available	T6. UCLA 49
7. Oregon State 29			T6. Washington 49
8. Arizona State 26			8. Oregon State 34
9. Washington State 25			9. California 29
10. Arizona 11			10. Washington State 18

2001-02		2006-07		2011-12	
Team Points		Team Points		Team Points	
1. Stanford (9)	81	1. Stanford (9)	81	1. Stanford (11)	121
2. Washington	65	2. Arizona State (1)	70	2. USC (1)	111
3. USC (1)	63	3. USC	63	3. California	98
4. Arizona State	58	T4. California	53	4. UCLA	83
T5. Arizona	50	T4. Washington	53	5. Arizona State	68
T5. Oregon	50	6. UCLA	46	6. Utah	61
7. Oregon State	39	7. Arizona	32	7. Washington State	59
T8. California	19	8. Oregon	22	8. Oregon	51
T8. UCLA	19	9. Washington State	16	9. Arizona	48
10. Washington State	11	10. Oregon State	14	10. Washington	38
				11. Colorado	36
				12. Oregon State	18
2002-03		2007-08		2012-13	
Team Points		Team Points		Team Points	
1. Stanford (9)	90	1. Stanford (8)	79	1. Stanford (11)	121
2. Washington	77	2. Arizona State (1)	71	2. California (1)	109
3. Oregon (1)	71	3. California (1)	68	3. UCLA	100
4. USC	67	4. USC	56	4. USC	91
5. Arizona	61	5. UCLA	44	5. Arizona State	67
6. Arizona State	51	6. Washington	41	5. Oregon State	67
7. Oregon State	40	7. Oregon	34	7. Utah	56
8. UCLA	36	8. Arizona	31	8. Washington	54
9. California	26	9. Oregon State	16	9. Colorado	49
10. Washington State	21	10. Washington State	10	10. Washington State	40
				11. Oregon	20
				12. Arizona	18
2003-04		2008-09			
Team Points		Team Points			
1. Stanford (8)	80	1. Stanford (6)	78		
2. Arizona (2)	72	2. California (4)	76		
3. Washington	61	3. Arizona State	65		
4. Oregon	48	4. USC	55		
5. Arizona State	47	5. UCLA	48		
6. UCLA	45	6. Oregon	40		
7. USC	41	7. Washington	27		
8. Oregon State	30	8. Oregon State	25		
9. California	17	9. Washington State	20		
10. Washington State	9	10. Arizona	16		
2004-05		2009-10			
Team Points		Team Points			
1. Stanford (8)	79	1. Stanford (9)	81		
2. Arizona (1)	72	2. California	67		
3. UCLA (1)	68	3. Arizona State (1)	64		
4. Arizona State	50	4. UCLA	63		
5. Oregon	46	5. USC	48		
6. Washington	42	6. Washington State	33		
7. USC	38	7. Oregon State	29		
8. California	24	8. Oregon	23		
9. Oregon State	22	9. Arizona	22		
10. Washington State	9	10. Washington	20		
2005-06		2010-11			
Team Points		Team Points			
1. Stanford (9)	81	1. Stanford (9)	81		
2. USC (1)	70	2. UCLA (1)	73		
3. Arizona State	62	3. USC	61		
4. UCLA	60	4. California	60		
5. Oregon	43	5. Arizona State	49		
6. Arizona	42	6. Oregon	37		
7. Washington	36	7. Arizona	36		
8. California	30	T8. Washington	22		
9. Washington State	16	T8. Washington State	22		
10. Oregon State	10	10. Oregon State	9		

**ALL-CONFERENCE
2009-10**

Jayne Appel Stanford
 Ashley Corral..... USC
 Jasmine Dixon UCLA
 Briana Gilbreath..... USC
 Alexis Gray-Lawson California
 Ify Ibekwe Arizona
 Taylor Lilley Oregon
 Nnemkadi Ogwumike..... Stanford
 Danielle Orsillo Arizona State
 Kayla Pedersen Stanford
 Jeanette Pohlen Stanford
 Talisa Rhea Oregon State
 Markel Walker UCLA
 Sami Whitcomb..... Washington
 Davellyn Whyte Arizona

2010-11

Talia Caldwell California
 Jasmine Dixon UCLA
 Briana Gilbreath..... USC
 El Sara Greer..... Oregon State
 Ify Ibekwe Arizona
 Nia Jackson Oregon
 Amanda Johnson Oregon
 Kristi Kingma Washington
 Darxia Morris UCLA
 Chiney Ogwumike Stanford
 Nnemkadi Ogwumike..... Stanford
 Kayla Pedersen Stanford
 Jeanette Pohlen Stanford
 DeNesha Stallworth..... California
 Dymond Simon Arizona State

2011-12

Gennifer Brandon California
 Layshia Clarendon..... California
 Ashley Corral..... USC
 Rebekah Gardner..... UCLA
 Briana Gilbreath..... USC
 Chucky Jeffery Colorado
 Toni Kokenis Stanford
 Earlysia Machbanks Oregon State
 Michelle Plouffe Utah
 Chiney Ogwumike Stanford
 Nnemkadi Ogwumike..... Stanford
 Regina Rogers Washington
 Markel Walker UCLA
 Davellyn Whyte Arizona
 Taryn Wicijowski..... Utah

**ALL-DEFENSIVE TEAM
2009-10**

Briana Gilbreath..... USC
 Rosalyn Gold-Onwude..... Stanford
 Ify Ibekwe Arizona
 KiKi Moore Washington State
 Carly Noyes..... Washington State

2010-11

Jasmine Dixon UCLA
 Briana Gilbreath..... USC
 Ify Ibekwe Arizona
 Chiney Ogwumike Stanford
 Eliza Pierre..... California

2011-12

Kali Bennett Arizona State
 Patricia Bright Oregon State
 Briana Gilbreath..... USC
 Nnemkadi Ogwumike..... Stanford
 Jazmine Perkins..... Washington State

**ALL-FRESHMAN TEAM
2009-10**

Gennifer Brandon California
 KiKi Moore Washington
 DeNesha Stallworth..... California
 Markel Walker UCLA
 Davellyn Whyte Arizona

2010-11

Alexis Bostick..... Oregon State
 Cassie Harberts..... USC
 Alyssa Martin Oregon State
 Chiney Ogwumike Stanford
 Sage Romberg Washington State

2011-12

Brittany Boyd California
 Jazmine Davis..... Washington
 Ali Gibson Oregon State
 Reshanda Gray California
 Lexy Kresl Colorado
 Amber Orange Stanford

PLAYER OF THE YEAR

Nnemkadi Ogwumike, Stanford 2010
 Jeanette Pohlen, Stanford 2011
 Nnemkadi Ogwumike, Stanford 2012

DEFENSIVE PLAYER OF THE YEAR

Ify Ibekwe, Arizona..... 2010
 Briana Gilbreath, USC 2011
 Briana Gilbreath, USC 2012

FRESHMAN OF THE YEAR

Davellyn Whyte, Arizona 2010
 Chiney Ogwumike, Stanford 2011
 Jazmine Davis, Washington 2012

COACH OF THE YEAR

Nikki Caldwell, UCLA 2010
 Tara VanDerveer, Stanford 2011
 Scott Rueck, Oregon State..... 2012

**YEARLY PAC-12
REGULAR-SEASON
CHAMPIONS**

1986-87	USC
1987-88	WASH
1988-89	STAN
1989-90	STAN/WASH
1990-91	STAN
1991-92	STAN
1992-93	STAN
1993-94	USC
1994-95	STAN
1995-96	STAN
1996-97	STAN
1997-98	STAN
1998-99	ORE/UCLA
1999-00	ORE
2000-01	ASU/STAN/ WASH
2001-02	STAN
2002-03	STAN
2003-04	STAN/ARIZ
2004-05	STAN
2005-06	STAN
2006-07	STAN
2007-08	STAN
2008-09	STAN
2009-10	STAN
2010-11	STAN
2011-12	STAN
2012-13	CAL/STAN

YEARLY CONFERENCE FINISHES

	ARIZ	ASU	CAL	COLO	ORE	OSU	STAN	UCLA	USC	UTAH	WASH	WSU
1986-87	T8	T8	5	--	T2	T6	T6	4	1	--	T2	10
1987-88	10	T8	T6	--	5	T8	3	4	2	--	1	T6
1988-89	9	10	T4	--	3	7	1	T4	T4	--	2	T8
1989-90	T8	T8	T4	--	T4	10	T1	3	7	--	T1	T4
1990-91	10	9	7	--	8	5	1	T4	3		2	T4
1991-92	T9	5	T3	--	7	T9	1	T3	2	--	6	8
1992-93	8	T4	T4	--	T9	6	1	7	2	--	3	T9
1993-94	7	T9	T9	--	3	6	2	5	1	--	4	8
1994-95	7	10	T8	--	4	3	1	T8	5	--	2	6
1995-96	T3	9	10	--	T3	2	1	T6	T6	--	T3	T6
1996-97	T4	9	10	--	2	7	1	6	3	--	T4	8
1997-98	T2	T7	T9	--	4	T9	1	T2	6	--	5	T7
1998-99	4	T6	T6	--	T1	T9	3	T1	T9	--	5	8
1999-00	T2	7	8	--	1	T5	T2	4	T5	--	9	10
2000-01	5	T1	T6	--	4	T6	T1	10	T6	--	T1	9
2001-02	T6	T2	9	--	T6	T4	1	8	T4	--	T2	10
2002-03	T2	8	9	--	T5	T5	1	4	T5	--	T2	10
2003-04	T1	T3	9	--	8	7	T1	T3	T3	--	6	10
2004-05	5	T2	8	--	T2	10	1	6	T2	--	7	9
2005-06	9	2	6	--	8	7	1	3	T4	--	T4	10
2006-07	T8	2	3	--	6	T8	1	7	5	--	4	10
2007-08	T8	3	2	--	7	T8	1	T4	T4	--	6	10
2008-09	T8	T2	T2	--	7	T4	1	T4	T4	--	10	8
2009-10	8	5	4	--	T6	10	1	2	3	--	T6	9
2010-11	T4	3	6	--	9	10	1	2	T4	--	T7	T7
2011-12	12	4	2	10	9	T5	1	T5	3	T7	T7	11
2012-13	T10	9	T1	4	T10	12	T1	3	7	6	5	8

Conference regular-season champion in BOLD

REGULAR-SEASON NON-CONFERENCE RECORDS

YEAR	ARIZ	ASU	CAL	COLO	ORE	OSU	STAN	UCLA	USC	UTAH	WASH	WSU	TOTAL*
1986-87	7-4	6-3	9-1	8-6	8-2	9-1	6-4	7-3	6-4	10-5	8-2	8-2	74-26
1987-88	3-7	6-4	9-3	12-4	7-3	5-5	12-0	7-5	6-4	10-8	8-2	5-5	68-38
1988-89	5-5	6-4	5-5	13-3	8-3	6-4	8-2	4-6	4-6	13-3	7-6	7-3	60-44
1989-90	7-4	8-2	8-2	7-7	8-3	4-9	10-0	5-5	2-7	12-4	9-1	8-2	69-35
1990-91	5-8	9-1	7-3	10-5	7-3	8-2	7-3	5-5	6-4	9-6	8-1	8-2	70-32
1991-92	6-4	9-1	8-2	11-5	8-2	5-5	10-0	7-3	7-3	10-3	8-2	7-2	75-24
1992-93	6-3	7-2	8-1	13-1	6-3	6-3	10-2	5-4	7-2	8-4	5-4	4-5	64-29
1993-94	7-2	2-6	6-4	13-2	6-3	8-1	7-2	5-4	7-1	3-8	8-1	5-4	61-28
1994-95	5-7	6-3	5-4	13-2	7-2	8-1	9-1	5-4	8-1	8-4	10-3	7-2	70-28
1995-96	9-0	4-5	4-5	16-3	8-2	8-1	7-2	5-4	5-4	8-4	6-5	9-2	65-30
1996-97	10-1	6-4	4-5	9-4	7-2	6-3	12-1	6-3	6-3	7-3	5-4	6-3	68-29
1997-98	7-2	4-5	4-6	7-5	4-4	5-4	4-4	5-4	5-4	10-1	9-0	6-3	53-36
1998-99	5-4	6-3	6-3	7-4	9-2	8-1	4-7	8-4	4-5	9-3	4-5	6-3	60-37
1999-00	11-1	7-3	5-5	6-7	9-3	4-8	7-3	6-4	5-5	12-3	4-8	3-7	61-47
2000-01	10-2	8-4	4-6	10-3	7-3	8-2	6-4	1-10	5-5	12-2	7-3	5-5	61-44
2001-02	4-5	9-2	5-4	10-4	5-4	4-6	10-1	4-5	4-5	7-5	5-4	2-8	52-44
2002-03	7-2	8-1	4-5	11-2	4-5	6-3	8-1	5-4	5-6	10-3	8-1	1-8	56-36
2003-04	8-3	6-3	7-2	11-2	8-2	6-3	7-2	5-4	4-5	10-4	7-2	4-5	62-31
2004-05	8-3	8-2	6-3	7-5	7-2	5-5	9-1	6-3	6-3	11-4	4-6	4-5	63-33
2005-06	4-6	9-1	8-2	6-8	9-1	7-2	6-3	5-4	6-3	9-2	7-2	6-3	67-27
2006-07	6-6	10-1	10-1	7-7	8-2	5-4	8-3	6-6	6-4	7-6	7-5	4-6	70-38
2007-08	6-5	6-5	9-2	11-3	6-5	7-4	11-1	5-6	7-4	11-3	5-7	3-8	65-47
2008-09	7-4	8-4	8-2	8-5	4-7	10-1	9-3	9-2	6-5	7-6	4-6	7-4	72-38
2009-10	7-4	8-3	6-5	10-4	9-3	8-3	10-1	7-4	6-5	10-4	6-6	5-6	72-40
2010-11	9-2	8-3	8-3	9-5	9-2	7-4	9-2	10-1	8-3	8-7	5-4	2-10	75-34
2011-12	11-1	9-2	9-3	11-0	8-4	9-2	10-1	5-6	6-5	7-4	8-2	6-6	99-36
2012-13	8-3	8-4	10-1	11-0	2-10	6-6	11-1	9-2	5-8	9-2	8-3	4-7	91-47
TOTAL	188-98	187-78	179-82	267-106	186-84	171-91	227-54	156-113	154-110	246-104	179-93	142-126	2261-1140
PCT.	.657	.706	.686	.716	.689	.653	.808	.580	.583	.703	.658	.530	.665

* Colorado and Utah records wins and losses not included until 2011-12 campaign.

**NCAA CHAMPIONS
FROM THE PAC-12:**

1989-90 Stanford
1991-92 Stanford

ALL-TIME RECORDS
(since 1986-87)

	CONFERENCE			OVERALL			
	TITLES [^]	W	L	PCT	W	L	PCT
Stanford	22	427	59	.879	758	140	.844
Washington	3	288	198	.593	496	323	.606
USC	2	281	205	.578	459	344	.572
UCLA	1	278	208	.572	459	344	.572
Oregon	2	239	247	.492	447	358	.555
Arizona State	1	221	265	.455	436	370	.541
Utah	0	16	20	.444	583	249	.701
Arizona	1	198	288	.407	407	407	.500
California	1	211	275	.434	424	386	.523
Oregon State	0	171	315	.352	363	430	.458
Colorado	0	19	17	.528	519	318	.620
Washington State	0	117	369	.241	262	508	.340

[^] regular-season titles; includes shared titles

1986-87

	Pac-10			Overall		
	W	L	PCT.	W	L	PCT.
USC	15	3	.833	22	8	.733
Washington	14	4	.778	23	7	.767
Oregon	14	4	.778	23	7	.767
UCLA	11	7	.611	18	10	.643
California	10	8	.556	21	10	.677
Oregon State	8	10	.444	17	11	.607
Stanford	8	10	.444	14	14	.500
Arizona	4	14	.222	11	18	.379
Arizona State	4	14	.222	10	17	.370
Washington State	2	16	.111	10	18	.357

1987-88

	Pac-10			Overall		
	W	L	PCT.	W	L	PCT.
Washington	16	2	.889	25	5	.833
USC	15	3	.833	22	8	.733
Stanford	14	4	.778	27	5	.844
UCLA	12	6	.667	19	11	.633
Oregon	9	9	.500	16	12	.571
California	6	12	.333	15	15	.500
Washington State	6	12	.333	11	17	.393
Arizona State	5	13	.278	11	17	.393
Arizona	5	13	.278	10	18	.357
Arizona	2	16	.111	5	23	.179

1988-89

	Pac-10			Overall		
	W	L	PCT.	W	L	PCT.
Stanford	18	0	1.000	28	3	.903
Washington	15	3	.833	23	10	.696
Oregon	11	7	.611	22	10	.688
California	8	10	.444	13	15	.464
UCLA	8	10	.444	12	16	.429
USC	8	10	.444	12	16	.429
Oregon State	7	11	.389	13	15	.464
Washington State	6	12	.333	13	15	.464
Arizona	6	12	.333	11	17	.393
Arizona State	3	15	.167	9	19	.321

1989-90

	Pac-10			Overall		
	W	L	PCT.	W	L	PCT.
Stanford	17	1	.944	32	1	.970
Washington	17	1	.944	28	3	.903
UCLA	12	6	.667	17	12	.586
Oregon	9	9	.500	17	12	.586
California	9	9	.500	17	12	.586
Washington State	9	9	.500	17	11	.607
USC	6	12	.333	8	19	.296
Arizona State	5	13	.278	13	15	.464
Arizona	5	13	.278	12	17	.414
Oregon State	1	17	.056	5	26	.161

1990-91

	Pac-10			Overall		
	W	L	PCT.	W	L	PCT.
Stanford	16	2	.889	26	6	.813
Washington	15	3	.833	24	5	.828
USC	11	7	.611	18	12	.600
Washington State	10	8	.556	18	11	.621
UCLA	10	8	.556	15	13	.536
Oregon State	9	9	.500	17	11	.607
California	7	11	.389	14	14	.500
Oregon	6	12	.333	13	15	.464
Arizona State	5	13	.278	14	14	.500
Arizona	1	17	.056	6	25	.192

1991-92

	Pac-10			Overall		
	W	L	PCT.	W	L	PCT.
Stanford	15	3	.833	30	3	.909
USC	14	4	.778	23	8	.742
California	12	6	.667	20	9	.690
UCLA	12	6	.667	21	10	.667
Arizona State	11	7	.611	20	9	.690
Washington	9	9	.500	17	11	.607
Oregon	6	12	.333	14	14	.500
Washington State	5	13	.278	12	15	.444
Arizona	3	15	.167	9	19	.321
Oregon State	3	15	.167	8	20	.286

1992-93

	Pac-10			Overall		
	W	L	PCT.	W	L	PCT.
Stanford	15	3	.833	26	6	.812
USC	14	4	.778	22	7	.759
Washington	11	7	.611	17	12	.586
California	10	8	.556	19	10	.655
Arizona State	10	8	.556	17	10	.630
Oregon State	9	9	.500	15	12	.556
UCLA	8	10	.444	13	14	.481
Arizona	7	11	.389	13	14	.481
Oregon	3	15	.167	9	18	.333
Washington State	3	15	.167	7	20	.259

1993-94

	Pac-10			Overall		
	W	L	PCT.	W	L	PCT.
USC	16	2	.887	26	4	.867
Stanford	15	3	.833	25	6	.806
Oregon	13	5	.722	20	9	.690
Washington	12	6	.667	21	8	.727
UCLA	10	8	.556	15	12	.556
Oregon State	9	9	.500	17	11	.607
Arizona	8	10	.444	15	12	.556
Washington State	3	15	.167	8	19	.296
California	2	16	.111	8	20	.286
Arizona State	2	16	.111	4	22	.154

1994-95

	Pac-10			Overall		
	W	L	PCT.	W	L	PCT.
Stanford	17	1	.944	30	3	.909
Washington	13	5	.765	25	9	.735
Oregon State	12	6	.667	21	8	.724
Oregon	11	7	.611	18	10	.643
USC	10	8	.556	18	10	.643
Washington State	9	9	.500	16	11	.593
Arizona	6	12	.333	11	19	.367
California	5	13	.278	10	17	.370
UCLA	5	13	.278	10	17	.370
Arizona State	2	16	.111	8	19	.296

1995-96

	Pac-10			Overall		
	W	L	PCT.	W	L	PCT.
Stanford	18	0	1.000	29	3	.906
Oregon State	11	7	.611	19	9	.679
Arizona	10	8	.556	22	8	.733
Oregon	10	8	.556	18	11	.621
Washington	10	8	.556	16	13	.552
Washington State	8	10	.444	17	12	.586
UCLA	8	10	.444	13	14	.481
USC	8	10	.444	13	14	.481
Arizona State	4	14	.222	8	19	.296
California	3	15	.167	7	20	.259

1996-97

	Pac-10			Overall		
	W	L	PCT.	W	L	PCT.
Stanford	18	0	1.000	34	2	.944
Oregon	14	4	.778	22	7	.759
USC	13	5	.722	20	9	.690
Arizona	12	6	.667	23	8	.742
Washington	12	6	.667	17	11	.607
UCLA	7	11	.389	13	14	.481
Oregon State	5	13	.278	11	16	.407
Washington State	4	14	.222	10	17	.370
Arizona State	3	15	.167	9	19	.321
California	2	16	.111	6	21	.222

1997-98

	Pac-10			Overall		
	W	L	PCT.	W	L	PCT.
Stanford	17	1	.944	21	6	.778
Arizona	14	4	.778	23	7	.767
UCLA	14	4	.778	20	9	.690
Oregon	13	5	.722	17	10	.630
Washington	9	9	.500	18	10	.643
USC	7	11	.389	12	15	.444
Washington State	6	12	.333	12	15	.444
Arizona State	6	12	.333	10	17	.370
Oregon State	2	16	.111	7	20	.259
California	2	16	.111	6	22	.214

1998-99	Pac-10			Overall		
	W	L	PCT.	W	L	PCT.
Oregon	15	3	.833	25	6	.806
UCLA	15	3	.833	26	8	.765
Stanford	14	4	.778	18	12	.600
Arizona	12	6	.667	18	11	.621
Washington	11	7	.611	16	13	.552
Arizona State	6	12	.333	12	15	.444
California	6	12	.333	12	15	.444
Washington State	5	13	.278	11	16	.407
Oregon State	3	15	.167	11	16	.407
USC	3	15	.167	7	20	.259

1999-2000	Pac-10			Overall		
	W	L	PCT.	W	L	PCT.
Oregon	14	4	.778	23	8	.742
Arizona	13	5	.722	25	7	.781
Stanford	13	5	.722	21	9	.700
UCLA	12	6	.667	18	11	.621
USC	10	8	.556	16	14	.553
Oregon State	10	8	.556	14	16	.467
Arizona State	7	11	.389	14	15	.483
California	6	12	.333	11	17	.393
Washington	4	14	.222	8	22	.267
Washington State	1	17	.056	4	24	.143

2000-01	Pac-10			Overall		
	W	L	PCT.	W	L	PCT.
Washington	12	6	.667	22	10	.688
Arizona State	12	6	.667	20	11	.645
Stanford	12	6	.667	19	11	.633
Oregon	10	8	.556	17	12	.586
Arizona	9	9	.500	20	12	.625
Oregon State	8	10	.444	16	13	.552
USC	8	10	.444	13	15	.464
California	8	10	.444	12	16	.427
Washington State	6	12	.333	11	17	.393
UCLA	5	13	.278	6	23	.207

2001-02	Pac-10			Overall		
	W	L	PCT.	W	L	PCT.
Stanford	18	0	1.000	32	3	.914
Arizona State	12	6	.667	25	9	.735
Washington	12	6	.667	19	12	.613
USC	11	7	.611	16	14	.533
Oregon State	11	7	.611	17	15	.531
Oregon	10	8	.556	22	13	.629
Arizona	10	8	.556	14	14	.500
UCLA	4	14	.222	9	20	.286
California	2	16	.111	7	21	.250
Washington State	0	18	.000	2	27	.069

2002-03	Pac-10			Overall		
	W	L	PCT.	W	L	PCT.
Stanford	15	3	.833	27	5	.844
Washington	13	5	.722	22	8	.733
Arizona	13	5	.722	22	9	.710
UCLA	12	6	.667	18	11	.621
Oregon State	8	10	.444	15	15	.500
USC	8	10	.444	14	17	.452
Oregon	8	10	.444	12	16	.429
Arizona State	7	11	.389	16	14	.533
California	5	13	.278	10	19	.345
Washington State	1	17	.056	2	26	.071

2003-04	Pac-10			Overall		
	W	L	PCT.	W	L	PCT.
Stanford	14	4	.778	27	7	.813
Arizona	14	4	.778	24	9	.727
Arizona State	11	7	.611	17	12	.586
UCLA	11	7	.611	17	13	.567
USC	11	7	.611	15	13	.536
Washington	9	9	.500	18	13	.581
Oregon State	8	10	.444	17	15	.548
Oregon	6	12	.333	14	15	.483
California	4	14	.222	12	17	.414
Washington State	2	16	.111	6	22	.214

2004-05	Pac-10			Overall		
	W	L	PCT.	W	L	PCT.
Stanford	17	1	.944	32	3	.914
Arizona State	12	6	.667	24	10	.706
Oregon	12	6	.667	21	10	.677
USC	12	6	.667	20	11	.645
Arizona	11	7	.611	20	12	.625
UCLA	10	8	.556	16	12	.571
Washington	9	9	.500	14	16	.467
California	4	14	.222	11	18	.379
Washington State	2	16	.111	6	22	.214
Oregon State	1	17	.056	6	23	.207

2005-06	Pac-10			Overall		
	W	L	PCT.	W	L	PCT.
Stanford	15	3	.833	26	8	.765
Arizona State	14	4	.778	25	7	.781
UCLA	12	6	.667	21	11	.656
Washington	11	7	.611	19	11	.633
USC	11	7	.611	19	12	.613
California	10	8	.556	18	12	.600
Oregon State	7	11	.389	16	15	.516
Oregon	5	13	.278	14	15	.483
Arizona	3	15	.167	8	22	.267
Washington State	2	16	.111	8	20	.286

2006-07	Pac-10			Overall		
	W	L	PCT.	W	L	PCT.
Stanford	17	1	.944	29	5	.853
Arizona State	16	2	.889	31	5	.861
California	12	6	.667	23	9	.719
Washington	11	7	.611	18	13	.581
USC	10	8	.556	17	13	.567
Oregon	8	10	.444	17	14	.548
UCLA	7	11	.389	14	18	.438
Arizona	4	14	.222	11	21	.344
Oregon State	4	14	.222	9	19	.321
Washington State	1	17	.056	5	24	.172

2007-08	Pac-10			Overall		
	W	L	PCT.	W	L	PCT.
Stanford	16	2	.889	35	4	.897
California	15	3	.833	27	7	.794
Arizona State	14	4	.778	22	11	.667
USC	10	8	.556	17	13	.567
UCLA	10	8	.556	16	15	.516
Washington	8	10	.444	13	18	.419
Oregon	7	11	.389	14	17	.452
Oregon State	4	14	.222	12	19	.387
Arizona	4	14	.222	10	20	.333
Washington State	2	16	.111	5	25	.167

2008-09	Pac-10			Overall		
	W	L	PCT.	W	L	PCT.
Stanford	17	1	.941	33	5	.868
California	15	3	.833	26	7	.794
Arizona State	15	3	.833	26	9	.743
UCLA	9	9	.500	19	12	.612
Oregon State	9	9	.500	20	12	.625
USC	9	9	.500	17	15	.531
Oregon	5	13	.277	9	21	.300
Washington State	4	14	.222	11	19	.367
Arizona	4	14	.222	12	19	.387
Washington	3	15	.167	8	22	.267

2009-10	Pac-10			Overall		
	W	L	PCT.	W	L	PCT.
Stanford	18	0	1.000	36	2	.947
UCLA	15	3	.833	25	9	.735
USC	12	6	.667	19	12	.613
California	11	7	.611	24	13	.649
Arizona State	9	9	.500	18	14	.562
Oregon	7	11	.389	18	16	.529
Washington	7	11	.389	13	18	.419
Arizona	6	12	.333	14	17	.452
Washington State	3	15	.167	8	22	.267
Oregon State	2	16	.111	11	20	.355

2010-11	Pac-10			Overall		
	W	L	PCT.	W	L	PCT.
Stanford	18	0	1.000	33	3	.917
UCLA	16	2	.889	28	5	.848
Arizona State	11	7	.611	20	11	.645
USC	10	8	.556	24	13	.649
Arizona	10	8	.556	21	12	.636
California	7	11	.389	18	16	.529
Washington	6	12	.333	11	17	.393
Washington State	6	12	.333	8	23	.258
Oregon	4	14	.222	13	17	.433
Oregon State	2	16	.111	9	21	.300

2011-12	Pac-12			Overall		
	W	L	PCT.	W	L	PCT.
Stanford	18	0	1.000	35	2	.946
California	13	5	.722	25	10	.714
USC	12	6	.667	18	12	.600
Arizona State	10	8	.556	20	12	.625
Oregon State	9	9	.500	20	13	.606
UCLA	9	9	.500	14	16	.467
Washington	8	10	.444	20	14	.588
Utah	8	10	.444	16	16	.500
Oregon	7	11	.389	15	16	.484
Colorado	6	12	.333	21	14	.600
Washington State	5	13	.278	13	20	.394
Arizona	3	15	.167	15	17	.469

2012-13	Pac-12			Overall		
	W	L	PCT.	W	L	PCT.
Stanford	17	1	.944	33	3	.917
California	17	1	.944	32	4	.889
UCLA	14	4	.778	26	8	.765
Colorado	13	5	.722	25	7	.781
Washington	11	7	.611	21	12	.636
Utah	8	10	.444	23	14	.622
USC	7	11	.389	11	20	.355
Washington State	6	12	.333	11	20	.355
Arizona State	5	13	.278	13	18	.419
Arizona	4	14	.222	12	18	.400
Oregon State	4	14	.222	10	21	.323
Oregon	2	16	.111	4	27	.129

since becoming a member of the Pac-12

ARIZONA vs. ARIZONA STATE

Pac-12: Sun Devils lead series, 30-26

1986-87	Wildcats	72-55	ASU
	Wildcats	77-67	UA
1987-88	Sun Devils	65-64	ASU
	Sun Devils	63-56	UA
1988-89	Wildcats	77-70	UA
	Wildcats	87-74	ASU
1989-90	Sun Devils	84-78	ASU
	Sun Devils	91-85	UA
1990-91	Sun Devils	84-65	UA
	Wildcats	69-66	OT ASU
1991-92	Sun Devils	84-66	ASU
	Sun Devils	84-82	UA
1992-93	Wildcats	73-72	UA
	Sun Devils	75-58	ASU
1993-94	Wildcats	89-62	ASU
	Wildcats	104-69	UA
1994-95	Wildcats	79-71	UA
	Wildcats	81-72	ASU
1995-96	Wildcats	78-63	ASU
	Wildcats	83-72	UA
1996-97	Wildcats	72-66	UA
	Wildcats	66-42	ASU
1997-98	Wildcats	70-60	ASU
	Wildcats	92-57	UA
1998-99	Wildcats	70-61	UA
	Wildcats	76-67	OT ASU
1999-00	Wildcats	60-58	UA
	Wildcats	72-61	ASU
2000-01	Sun Devils	67-57	ASU
	Sun Devils	70-67	OT UA
2001-02	Sun Devils	87-64	ASU
	Wildcats	72-66	UA
	Sun Devils	66-58	UW (2)
2002-03	Sun Devils	73-58	ASU
	Wildcats	72-52	UA
2003-04	Wildcats	81-60	UA
	Sun Devils	68-60	ASU
2004-05	Sun Devils	47-69	ASU
	Wildcats	56-49	UA
2005-06	Sun Devils	83-59	UA
	Sun Devils	81-45	ASU
2006-07	Sun Devils	89-62	ASU
	Sun Devils	59-54	UA
2007-08	Sun Devils	75-65	UA
	Sun Devils	67-64	ASU
2008-09	Sun Devils	75-38	ASU
	Sun Devils	60-53	UA
2009-10	Sun Devils	73-67	UA
	Sun Devils	57-49	ASU
2010-11	Sun Devils	75-43	ASU
	Wildcats	73-61	UA
2011-12	Sun Devils	60-45	ASU
	Sun Devils	70-63	UA
	Sun Devils	68-53	USC(10)
2012-13	Sun Devils	81-77	OT2 UA
	Sun Devils	59-58	ASU

ARIZONA vs. CALIFORNIA

Pac-12: Wildcats lead series, 28-24

1986-87	Golden Bears	97-62	CAL
	Golden Bears	84-77	OT UA
1987-88	Wildcats	79-75	CAL
	Wildcats	68-56	UA
1988-89	Golden Bears	75-59	CAL
	Wildcats	71-70	UA
1989-90	Golden Bears	89-77	CAL
	Wildcats	90-78	OT UA
1990-91	Golden Bears	80-73	UA
	Golden Bears	91-80	CAL
1991-92	Golden Bears	91-67	CAL
	Golden Bears	91-85	UA
1992-93	Wildcats	73-72	OT CAL
	Golden Bears	81-74	UA

1993-94	Wildcats	88-70	CAL
	Wildcats	84-70	UA
1994-95	Wildcats	92-67	UA
	Golden Bears	94-66	CAL
1995-96	Wildcats	102-66	UA
	Wildcats	85-82	CAL
1996-97	Wildcats	79-59	CAL
	Wildcats	87-64	UA
1997-98	Wildcats	81-44	UA
	Wildcats	67-57	CAL
1998-99	Wildcats	77-58	CAL
	Wildcats	74-65	UA
1999-00	Wildcats	71-58	UA
	Wildcats	64-58	CAL
2000-01	Wildcats	79-68	CAL
	Wildcats	75-62	UA
2001-02	Wildcats	66-61	UA
	Wildcats	76-68	CAL
2002-03	Wildcats	83-53	CAL
	Wildcats	68-51	UA
2003-04	Wildcats	70-68	CAL
	Wildcats	77-59	UA
2004-05	Wildcats	80-69	UA
	Golden Bears	61-70	CAL
2005-06	Wildcats	80-76	CAL
	Golden Bears	73-56	UA
2006-07	Golden Bears	65-48	CAL
	Golden Bears	86-64	UA
2007-08	Golden Bears	66-45	UA
	Golden Bears	66-45	CAL
2008-09	Golden Bears	56-46	UA
	Golden Bears	51-48	CAL
2009-10	Golden Bears	73-53	CAL
	Golden Bears	58-52	UA
2010-11	Golden Bears	80-60	CAL
	Golden Bears	73-63	UA
2011-12	Golden Bears	78-74	UA
2012-13	Golden Bears	91-86	CAL

ARIZONA vs. COLORADO

Pac-12: Buffaloes lead series, 4-0

2011-12	Buffaloes	56-54	UA
	Buffaloes	69-59	COLO
2012-13	Buffaloes	79-36	COLO
	Buffaloes	55-42	UA

ARIZONA vs. OREGON

Pac-12: Series tied, 27-27

1986-87	Ducks	83-63	UO
	Ducks	67-66	UA
1987-88	Ducks	74-69	UA
	Ducks	69-61	UO
1988-89	Ducks	87-67	UO
	Wildcats	92-78	UA
1989-90	Ducks	84-73	UA
	Wildcats	79-74	UO
1990-91	Ducks	97-67	UO
	Ducks	107-75	UA
1991-92	Ducks	91-67	UA
	Wildcats	76-74	UO
1992-93	Wildcats	79-70	UA
	Ducks	77-63	UO
1993-94	Ducks	78-66	UO
	Ducks	82-70	UA
1994-95	Wildcats	78-74	UA
	Ducks	73-55	UO
1995-96	Ducks	55-47	UA
	Wildcats	56-51	UO
1996-97	Wildcats	60-57	UO
	Ducks	85-81	UA
1997-98	Ducks	68-66	UO
	Wildcats	68-48	UA
1998-99	Wildcats	78-74	UA
	Ducks	82-76	UO
1999-00	Wildcats	73-66	UO

	Ducks	75-71	UA
2000-01	Wildcats	88-76	UA
	Ducks	83-78	UO
2001-02	Ducks	72-53	UO
	Wildcats	84-68	UA
2002-03	Wildcats	96-65	UA
	Wildcats	71-66	UO
2003-04	Wildcats	70-66	UO
	Wildcats	84-58	UA
2004-05	Wildcats	69-60	UA
	Ducks	51-69	UO
2005-06	Wildcats	81-72	OT UA
	Ducks	78-58	UO
	Wildcats	64-57	SJ(5)
2006-07	Ducks	86-73	UO
	Ducks	59-54	UA
2007-08	Ducks	59-53	UO
	Wildcats	65-60	UA
2008-09	Ducks	68-55	UO
	Wildcats	65-44	UA
2009-10	Wildcats	119-112	UA
	Ducks	92-74	UO
2010-11	Wildcats	109-94	UA
	Wildcats	88-65	UO
	Wildcats	90-89	USC(8)
2011-12	Ducks	87-73	UO
2012-13	Wildcats	100-68	UA

ARIZONA vs. OREGON STATE

Pac-12: Wildcats lead series, 31-25

1986-87	Beavers	68-55	OSU
	Wildcats	69-68	UA
1987-88	Beavers	65-63	UA
	Beavers	78-48	OSU
1988-89	Beavers	73-59	OSU
	Beavers	71-76	UA
1989-90	Wildcats	66-50	UA
	Wildcats	70-65	OT OSU
1990-91	Beavers	95-62	OSU
	Beavers	97-63	OSU
1991-92	Wildcats	79-68	UA
	Beavers	84-68	OSU
1992-93	Wildcats	69-62	UA
	Wildcats	63-49	OSU
1993-94	Beavers	90-84	OSU
	Wildcats	97-84	UA
1994-95	Beavers	79-64	UA
	Beavers	93-69	OSU
1995-96	Wildcats	72-58	UA
	Beavers	76-66	OSU
1996-97	Beavers	85-76	OSU
	Wildcats	72-56	UA
1997-98	Wildcats	84-58	OSU
	Wildcats	75-74	UA
1998-99	Wildcats	91-60	UA
	Wildcats	66-53	OSU
1999-00	Wildcats	65-49	OSU
	Wildcats	79-77	OT UA
2000-01	Wildcats	83-73	UA
	Beavers	67-66	OSU
2001-02	Beavers	71-56	OSU
	Beavers	88-85	OT UA
2002-03	Wildcats	71-66	UA
	Beavers	71-65	OT OSU
	Wildcats	70-56	SJ(5)
2003-04	Wildcats	65-54	OSU
	Wildcats	77-54	UA
	Wildcats	81-58	SJ(5)
2004-05	Wildcats	86-65	UA
	Wildcats	78-59	OSU
2005-06	Beavers	64-48	UA
	Beavers	91-83	OSU
2006-07	Beavers	69-62	OSU
	Wildcats	65-61	UA
	Wildcats	69-54	SJ(5)

2007-08	Beavers	94-88	OT OSU
	Wildcats	71-63	UA
	Beavers	46-31	SJ(5)
2008-09	Beavers	68-43	OSU
	Beavers	68-44	UA
2009-10	Wildcats	62-53	UA
	Wildcats	60-55	OSU
2010-11	Wildcats	67-65	UA
	Wildcats	50-46	OSU
2011-12	Wildcats	58-56	OSU
2012-13	Beavers	57-48	UA

ARIZONA vs. STANFORD

Pac-12: Cardinal leads series, 52-6

1986-87	Cardinal	87-57	STAN
	Cardinal	62-57	UA
1987-88	Cardinal	101-71	STAN
	Cardinal	64-49	UA
1988-89	Cardinal	94-68	STAN
	Cardinal	95-56	UA
1989-90	Cardinal	92-69	STAN
	Cardinal	113-70	UA
1990-91	Cardinal	94-65	UA
	Cardinal	116-79	STAN
1991-92	Cardinal	92-77	STAN
	Cardinal	97-66	UA
1992-93	Cardinal	69-52	STAN
	Cardinal	70-69	UA
1993-94	Cardinal	87-64	STAN
	Cardinal	88-57	UA
1994-95	Cardinal	86-51	UA
	Cardinal	100-72	STAN
1995-96	Cardinal	77-55	UA
	Cardinal	77-61	STAN
1996-97	Cardinal	91-68	STAN
	Cardinal	90-65	UA
1997-98	Wildcats	91-90	UA
	Cardinal	108-90	STAN
1998-99	Cardinal	79-64	STAN
	Wildcats	81-67	UA
1999-00	Cardinal	98-95	UA
	Wildcats	79-72	STAN
2000-01	Wildcats	68-65	STAN
	Cardinal	74-66	UA
2001-02	Cardinal	81-57	UA
	Cardinal	76-62	STAN
2002-03	Cardinal	82-74	STAN
	Wildcats	79-64	UA
	Cardinal	59-49	SJ(5)
2003-04	Cardinal	62-84	STAN
	Wildcats	88-83	UA
	Cardinal	51-46	SJ(5)
2004-05	Cardinal	66-78	UA
	Cardinal	74-91	STAN
2005-06	Cardinal	82-51	STAN
	Cardinal	87-76	UA
	Cardinal	77-50	SJ(5)
2006-07	Cardinal	86-58	STAN
	Cardinal	86-76	UA
	Cardinal	65-56	SJ(5)
2007-08	Cardinal	89-64	UA
	Cardinal	69-46	STAN
2008-09	Cardinal	70-61	UA
	Cardinal	70-67	STAN
	Cardinal	77-46	USC(6)
2009-10	Cardinal	83-62	STAN
	Cardinal	75-48	UA
	Cardinal	72-52	USC(6)
2010-11	Cardinal	87-54	STAN
	Cardinal	91-61	UA
	Cardinal	100-71	LA(9)
2011-12	Cardinal	91-52	UA
2012-13	Cardinal	73-43	STAN

since becoming a member of the Pac-12

ARIZONA vs. UCLA

Pac-12: Bruins lead series, 36-18

1986-87	Bruins	66-65	UA
	Bruins	65-59	UCLA
1987-88	Bruins	87-62	UCLA
	Bruins	81-63	UA
1988-89	Bruins	93-69	UCLA
	Bruins	75-64	UA
1989-90	Bruins	80-72	UA
	Bruins	73-69	UCLA
1990-91	Bruins	115-102	UCLA
	Bruins	112-98	UA
1991-92	Bruins	97-63	UA
	Bruins	83-67	UCLA
1992-93	Bruins	91-77	UA
	Wildcats	91-83	UCLA
1993-94	Wildcats	83-78	UA
	Bruins	85-69	UCLA
1994-95	Wildcats	64-61	UCLA
	Wildcats	63-61	UA
1995-96	Bruins	89-85	OT UCLA
	Wildcats	95-66	UA
1996-97	Wildcats	69-45	UA
	Wildcats	90-78	UCLA
1997-98	Wildcats	82-71	UCLA
	Wildcats	84-73	UA
1998-99	Bruins	84-77	UA
	Bruins	85-77	UCLA
1999-00	Bruins	79-68	UA
	Bruins	80-66	UCLA
2000-01	Bruins	59-56	OT UCLA
	Wildcats	89-79	UA
2001-02	Wildcats	71-60	UCLA
	Wildcats	77-62	UA
2002-03	Wildcats	80-61	UA
	Bruins	48-47	UCLA
2003-04	Wildcats	70-54	UA
	Bruins	87-68	UCLA
2004-05	Wildcats	84-73	UCLA
	Wildcats	76-73	UA
2005-06	Bruins	84-77	UCLA
	Bruins	90-64	UA
2006-07	Bruins	76-73	UA
	Wildcats	66-63	UCLA
2007-08	Bruins	68-59	UA
	Bruins	80-70	UCLA
2008-09	Bruins	48-38	UA
	Bruins	58-39	UCLA
2009-10	Bruins	67-58	UA
	Bruins	70-61	UCLA
2010-11	Bruins	70-60	UCLA
	Bruins	74-70	UA
2011-12	Wildcats	74-66	UA
	Bruins	72-58	UCLA
2012-13	Bruins	73-53	UCLA
	Bruins	68-57	UA

ARIZONA vs. USC

Pac-12: Trojans lead series, 36-20

1986-87	Trojans	96-60	UA
	Trojans	96-57	USC
1987-88	Trojans	94-79	USC
	Trojans	92-69	UA
1988-89	Trojans	85-78	USC
	Wildcats	94-84	UA
1989-90	Wildcats	58-53	UA
	Trojans	65-64	OT USC
1990-91	Trojans	88-74	USC
	Trojans	81-68	UA
1991-92	Trojans	80-60	UA
	Trojans	71-68	USC
1992-93	Trojans	68-54	UA
	Trojans	78-62	USC
1993-94	Trojans	76-65	UA
	Trojans	85-63	USC

1994-95	Trojans	85-54	USC
	Trojans	71-63	UA
1995-96	Wildcats	87-72	USC
	Wildcats	78-73	UA
1996-97	Trojans	87-72	UA
	Wildcats	82-64	USC
1997-98	Wildcats	81-69	USC
	Wildcats	72-53	UA
1998-99	Wildcats	73-63	UA
	Wildcats	68-62	USC
1999-00	Wildcats	67-52	USC
	Trojans	80-68	USC
2000-01	Trojans	81-67	USC
	Wildcats	77-61	UA
2001-02	Wildcats	78-74	USC
	Trojans	71-64	UA
2002-03	Wildcats	79-76	UA
	Wildcats	78-64	USC
2003-04	Wildcats	75-64	UA
	Trojans	68-66	USC
2004-05	Trojans	54-67	USC
	Wildcats	87-74	UA
2005-06	Trojans	76-60	USC
	Trojans	73-72	UA
2006-07	Trojans	77-68	USC
	Trojans	66-42	UA
2007-08	Trojans	77-70	UA
	Wildcats	64-62	USC
2008-09	Trojans	71-77	OT UA
	Wildcats	74-61	USC
2009-10	Trojans	81-78	OT USC
	Trojans	55-53	USC
2010-11	Trojans	81-72	USC
	Wildcats	84-74	UA
	Wildcats	72-61	USC(8)
2011-12	Trojans	72-67	UA
	Trojans	78-62	USC
2012-13	Trojans	74-57	USC
	Trojans	74-62	UA

ARIZONA vs. UTAH

Pac-12: Utes lead series, 3-2

2011-12	Utes	65-60	UA
	Utes	73-67	UTAH
2012-13	Wildcats	62-58	UTAH
	Wildcats	61-52	UA
	Utes	66-48	SEA(12)

ARIZONA vs. WASHINGTON

Pac-12: Huskies lead series, 36-20

1986-87	Huskies	82-60	UA
	Huskies	75-52	UA
1987-88	Huskies	95-44	UW
	Huskies	73-52	UA
1988-89	Huskies	72-60	UA
	Huskies	94-75	UW
1989-90	Huskies	88-63	UW
	Huskies	67-43	UA
1990-91	Huskies	94-71	UA
	Huskies	91-62	UW
1991-92	Huskies	86-61	UW
	Wildcats	78-70	UA
1992-93	Huskies	82-62	UW
	Huskies	72-69	UA
1993-94	Huskies	66-49	UA
	Huskies	79-76	UW
1994-95	Huskies	79-71	UW
	Huskies	71-68	UA
1995-96	Huskies	77-67	UW
	Wildcats	78-63	UA
1996-97	Wildcats	80-67	UA
	Huskies	76-59	UW
1997-98	Wildcats	93-62	UA
	Huskies	77-73	UW

1998-99	Huskies	73-63	UW
	Wildcats	84-58	UA
1999-00	Wildcats	96-85	UW
	Wildcats	96-81	UA
2000-01	Wildcats	88-72	UA
	Huskies	98-88	UW
2001-02	Wildcats	83-69	UA
	Huskies	77-73	UW
2002-03	Huskies	60-59	UW
	Wildcats	79-66	UA
	Wildcats	74-51	SJ(5)
2003-04	Wildcats	89-74	UA
	Wildcats	71-54	UW
	Wildcats	77-55	SJ(5)
2004-05	Wildcats	67-63	UW
	Huskies	60-64	UA
2005-06	Huskies	66-54	UA
	Huskies	91-73	UW
2006-07	Huskies	83-66	UW
	Huskies	79-64	UA
2007-08	Huskies	74-59	UW
	Huskies	60-58	UA
2008-09	Wildcats	65-61	UW
	Wildcats	72-62	UA
2009-10	Huskies	69-59	UW
	Wildcats	80-50	UA
2010-11	Wildcats	61-58	UA
	Wildcats	74-66	UW
2011-12	Huskies	77-48	UW
	Huskies	68-59	UA
2012-13	Huskies	76-65	UW
	Huskies	74-65	UA

ARIZONA vs. WASHINGTON STATE

Pac-12: Wildcats lead series, 33-23

1986-87	Wildcats	83-74	UA
	Cougars	70-67	WSU
1987-88	Cougars	90-62	WSU
	Cougars	70-52	UA
1988-89	Cougars	82-72	UA
	Wildcats	74-68	WSU
1989-90	Cougars	88-63	WSU
	Cougars	87-72	OT UA
1990-91	Cougars	70-65	UA
	Cougars	85-75	WSU
1991-92	Cougars	77-62	WSU
	Cougars	81-73	UA
1992-93	Wildcats	64-55	WSU
	Wildcats	72-64	UA
1993-94	Wildcats	82-71	UA
	Wildcats	71-68	WSU
1994-95	Cougars	78-72	WSU
	Cougars	83-65	UA
1995-96	Cougars	71-65	WSU
	Cougars	76-67	UA
1996-97	Wildcats	76-46	UA
	Wildcats	62-53	WSU
1997-98	Cougars	64-61	UA
	Wildcats	71-66	WSU
1998-99	Cougars	87-77	WSU
	Wildcats	85-64	UA
1999-00	Wildcats	83-68	WSU
	Wildcats	81-52	UA
2000-01	Wildcats	97-58	UA
	Cougars	93-86	WSU
2001-02	Wildcats	107-57	UA
	Wildcats	106-60	WSU
2002-03	Wildcats	86-65	WSU
	Wildcats	80-50	UA
2003-04	Wildcats	78-51	UA
	Wildcats	77-72	WSU
2004-05	Wildcats	54-51	WSU
	Wildcats	89-60	UA
2005-06	Wildcats	61-52	UA
	Cougars	84-77	WSU

2006-07	Wildcats	59-57	WSU
	Wildcats	55-51	UA
2007-08	Wildcats	73-63	WSU
	Cougars	67-54	UA
2008-09	Cougars	68-58	WSU
	Cougars	63-56	UA
	Wildcats	79-72	USC(6)
2009-10	Wildcats	67-60	WSU
	Wildcats	73-66	UA
	Wildcats	62-60	USC(6)
2010-11	Wildcats	64-58	UA
	Wildcats	78-61	WSU
2011-12	Cougars	78-68	WSU
	Wildcats	90-51	UA
2012-13	Wildcats	71-65	WSU
	Cougars	60-50	UA

ARIZONA STATE vs. CALIFORNIA

Pac-12: Golden Bears lead series, 29-25

1986-87	Sun Devils	86-78	CAL
	Golden Bears	95-77	ASU
1987-88	Golden Bears	74-68	CAL
	Golden Bears	74-67	ASU
1988-89	Sun Devils	81-78	CAL
	Golden Bears	77-75	ASU
1989-90	Golden Bears	83-74	CAL
	Golden Bears	83-77	ASU
1990-91	Sun Devils	84-77	ASU
	Golden Bears	80-78	CAL
1991-92	Sun Devils	92-88	CAL
	Sun Devils	63-52	ASU
1992-93	Golden Bears	70-66	CAL
	Golden Bears	79-74	ASU
1993-94	Golden Bears	79-69	CAL
	Golden Bears	104-94	ASU
1994-95	Sun Devils	77-62	ASU
	Golden Bears	98-73	CAL
1995-96	Golden Bears	101-79	ASU
	Golden Bears	77-68	CAL
1996-97	Golden Bears	88-58	CAL
	Sun Devils	65-54	ASU
1997-98	Sun Devils	75-54	ASU
	Golden Bears	65-58	CAL
1998-99	Golden Bears	74-60	CAL
	Golden Bears	67-63	ASU
1999-00	Sun Devils	69-59	ASU
	Golden Bears	60-55	OT CAL
2000-01	Sun Devils	58-47	CAL
	Sun Devils	70-58	ASU
2001-02	Sun Devils	63-49	ASU
	Sun Devils	56-40	CAL
2002-03	Golden Bears	72-67	CAL
	Sun Devils	61-47	ASU
	Golden Bears	46-38	SJ(5)
2003-04	Sun Devils	56-52	CAL
	Sun Devils	62-43	ASU
2004-05	Sun Devils	66-57	ASU
	Sun Devils	76-59	CAL
2005-06	Golden Bears	66-64	CAL
	Sun Devils	62-43	ASU
2006-07	Sun Devils	74-58	CAL
	Sun Devils	66-54	ASU
	Sun Devils	60-53	SJ(5)
2007-08	Golden Bears	64-51	ASU
	Golden Bears	70-60	CAL
	Golden Bears	71-65	SJ(5)
2008-09	Golden Bears	54-53	ASU
	Sun Devils	63-41	CAL
2009-10	Sun Devils	63-61	CAL
	Sun Devils	57-50	ASU
	Golden Bears	60-50	USC(6)
2010-11	Golden Bears	67-55	CAL
	Sun Devils	45-44	ASU
	Golden Bears	48-43	USC(8)
2011-12	Golden Bears	67-62	ASU
2012-13	Golden Bears	66-53	CAL

ARIZONA STATE vs. COLORADO

Pac-12: Buffaloes lead series, 2-0

2011-12	Buffaloes	64-43	ASU
	Buffaloes	60-47	COLO
2012-13	Buffaloes	57-43	COLO
	Buffaloes	71-63	ASU

ARIZONA STATE vs. OREGON

Pac-12: Sun Devils lead series, 28-26

1986-87	Ducks	84-70	UO
	Ducks	83-82 OT	ASU
1987-88	Sun Devils	70-60	ASU
	Ducks	73-61	UO
1988-89	Ducks	89-75	UO
	Ducks	75-74	ASU
1989-90	Sun Devils	81-68	ASU
	Ducks	83-72	UO
1990-91	Ducks	81-77	UO
	Ducks	69-67	ASU
1991-92	Ducks	78-72	ASU
	Sun Devils	89-76	UO
1992-93	Sun Devils	79-42	ASU
	Sun Devils	77-63	UO
1993-94	Ducks	73-59	UO
	Ducks	97-84	ASU
1994-95	Sun Devils	79-77	ASU
	Ducks	83-44	UO
1995-96	Ducks	72-52	ASU
	Ducks	64-51	UO
1996-97	Ducks	74-62	UO
	Ducks	65-45	ASU
1997-98	Ducks	100-61	UO
	Ducks	69-67 OT	ASU
1998-99	Ducks	68-52	ASU
	Ducks	58-53	UO
1999-00	Ducks	64-51	UO
	Ducks	67-56	ASU
2000-01	Sun Devils	73-63	ASU
	Ducks	63-56	UO
2001-02	Sun Devils	86-72	UO
	Sun Devils	69-58	ASU
	Sun Devils	64-58	UO(3)
2002-03	Sun Devils	76-63	ASU
	Ducks	68-52	UO
2003-04	Sun Devils	69-67	UO
	Sun Devils	48-47	ASU
2004-05	Sun Devils	74-65	ASU
	Ducks	59-66	UO
	Sun Devils	54-47	SJ(5)
2005-06	Sun Devils	44-43	ASU
	Sun Devils	62-52	UO
2006-07	Sun Devils	80-70	UO
	Sun Devils	61-48	ASU
2007-08	Sun Devils	63-50	UO
	Sun Devils	52-51	ASU
2008-09	Sun Devils	81-53	UO
	Sun Devils	68-56	ASU
2009-10	Sun Devils	73-68	ASU
	Ducks	82-81	UO
2010-11	Sun Devils	86-67	ASU
	Sun Devils	75-66	UO
2011-12	Sun Devils	53-49	UO
2012-13	Sun Devils	60-45	ASU

ARIZONA STATE vs. OREGON STATE

Pac-12: Sun Devils lead series, 34-20

1986-87	Beavers	90-72	OSU
	Beavers	75-58	ASU
1987-88	Beavers	66-61	ASU
	Beavers	64-61	OSU
1988-89	Beavers	78-60	OSU
	Beavers	65-62	ASU
1989-90	Sun Devils	66-57	ASU
	Sun Devils	60-58	OSU

1990-91	Beavers	80-69	OSU
	Sun Devils	81-64	ASU
1991-92	Sun Devils	71-69	ASU
	Sun Devils	72-69	OSU
1992-93	Sun Devils	79-66	ASU
	Beavers	81-71	OSU
1993-94	Beavers	78-71	OSU
	Beavers	82-70	ASU
1994-95	Beavers	77-42	ASU
	Beavers	92-49	OSU
1995-96	Beavers	74-54	ASU
	Beavers	73-62	OSU
1996-97	Beavers	70-59	OSU
	Sun Devils	88-74	ASU
1997-98	Sun Devils	85-79	OSU
	Sun Devils	69-49	ASU
1998-99	Sun Devils	57-53	ASU
	Sun Devils	77-65	OSU
1999-00	Beavers	66-55	OSU
	Sun Devils	75-58	ASU
2000-01	Sun Devils	58-51	ASU
	Beavers	72-64	OSU
2001-02	Beavers	77-70	OSU
	Sun Devils	71-65	ASU
2002-03	Sun Devils	70-58	ASU
	Beavers	70-45	OSU
2003-04	Sun Devils	63-56	OSU
	Sun Devils	73-60	ASU
2004-05	Sun Devils	50-38	ASU
	Sun Devils	66-56	OSU
2005-06	Sun Devils	69-51	ASU
	Sun Devils	77-67	OSU
	Sun Devils	74-66	SJ(5)
2006-07	Sun Devils	59-43	OSU
	Sun Devils	78-63	ASU
2007-08	Sun Devils	69-60	OSU
	Sun Devils	66-42	ASU
2008-09	Sun Devils	61-36	OSU
	Sun Devils	65-54	ASU
2009-10	Sun Devils	56-47	ASU
	Sun Devils	62-49	OSU
2010-11	Sun Devils	49-46	ASU
	Sun Devils	59-54	OSU
	Sun Devils	50-44	USC(8)
2011-12	Beavers	56-51	OSU
2012-13	Sun Devils	66-55	ASU

ARIZONA STATE vs. STANFORD

Pac-12: Cardinal leads series, 50-6

1986-87	Cardinal	92-77	STAN
	Sun Devils	81-71	ASU
1987-88	Cardinal	84-66	STAN
	Cardinal	84-79	ASU
1988-89	Cardinal	87-68	STAN
	Cardinal	108-72	ASU
1989-90	Cardinal	90-63	STAN
	Cardinal	106-64	ASU
1990-91	Cardinal	79-65	ASU
	Cardinal	109-61	STAN
1991-92	Cardinal	89-66	STAN
	Sun Devils	77-65	ASU
1992-93	Cardinal	85-80	STAN
	Cardinal	86-76	ASU
1993-94	Cardinal	113-61	STAN
	Cardinal	85-59	ASU
1994-95	Cardinal	83-59	ASU
	Cardinal	102-52	STAN
1995-96	Cardinal	88-71	ASU
	Cardinal	79-63	STAN
1996-97	Cardinal	96-64	STAN
	Cardinal	81-62	ASU
1997-98	Cardinal	81-54	ASU
	Cardinal	90-71	STAN
1998-99	Cardinal	72-58	STAN
	Cardinal	81-61	ASU

1999-00	Sun Devils	74-68	ASU
	Cardinal	91-67	STAN
2000-01	Cardinal	92-64	STAN
	Cardinal	51-49	ASU
2001-02	Cardinal	75-66	STAN
	Cardinal	62-48	ASU
	Sun Devils	70-63	UO(3)
2002-03	Cardinal	80-63	STAN
	Cardinal	63-53	ASU
2003-04	Cardinal	60-46	STAN
	Sun Devils	73-53	ASU
2004-05	Cardinal	57-68	ASU
	Cardinal	53-67	STAN
	Cardinal	42-56	SJ(5)
2005-06	Cardinal	84-78	STAN
	Sun Devils	62-59	ASU
2006-07	Cardinal	77-71	STAN
	Cardinal	73-65 OT	ASU
	Cardinal	62-55	SJ(5)
2007-08	Cardinal	60-56	ASU
	Cardinal	79-57	STAN
2008-09	Cardinal	54-53	ASU
	Cardinal	77-68	STAN
2009-10	Cardinal	71-48	STAN
	Cardinal	62-43	ASU
2010-11	Cardinal	82-35	STAN
	Cardinal	72-54	ASU
2011-12	Cardinal	62-49	ASU
	Cardinal	52-43	LA(11)
2012-13	Cardinal	69-45	STAN

ARIZONA STATE vs. UCLA

Pac-12: Bruins lead series, 37-21

1986-87	Bruins	85-78	ASU
	Bruins	88-77	UCLA
1987-88	Bruins	71-64	UCLA
	Bruins	83-62	ASU
1988-89	Bruins	85-81	UCLA
	Sun Devils	86-73	ASU
1989-90	Bruins	77-67	ASU
	Bruins	90-75	UCLA
1990-91	Bruins	81-68	UCLA
	Sun Devils	70-65	ASU
1991-92	Bruins	88-72	ASU
	Sun Devils	99-91	UCLA
1992-93	Bruins	81-63	ASU
	Bruins	72-71	UCLA
1993-94	Bruins	84-59	ASU
	Bruins	93-81	UCLA
1994-95	Bruins	85-64	UCLA
	Bruins	68-63	ASU
1995-96	Bruins	84-74	UCLA
	Sun Devils	71-70	ASU
1996-97	Sun Devils	66-65	ASU
	Bruins	91-61	UCLA
1997-98	Bruins	95-73	UCLA
	Bruins	80-62	ASU
1998-99	Bruins	98-85	ASU
	Bruins	64-61	UCLA
1999-00	Bruins	76-55	ASU
	Bruins	56-47	UCLA
2000-01	Sun Devils	78-68	UCLA
	Sun Devils	78-60	ASU
2001-02	Sun Devils	70-57	UCLA
	Sun Devils	64-42	ASU
2002-03	Bruins	60-58	ASU
	Bruins	71-62	UCLA
2003-04	Sun Devils	73-58	ASU
	Bruins	73-64	UCLA
	Bruins	70-50	SJ(5)
2004-05	Sun Devils	44-42	UCLA
	Sun Devils	80-59	ASU
	Sun Devils	73-71	SJ(5)

since becoming a member of the Pac-12

2005-06	Bruins	77-69	UCLA
	Sun Devils	87-70	ASU
	Bruins	60-59	SJ(5)
2006-07	Sun Devils	92-52	ASU
	Sun Devils	80-69	UCLA
	Sun Devils	74-64	SJ(5)
2007-08	Sun Devils	62-60	ASU
	Sun Devils	73-67	UCLA
2008-09	Sun Devils	68-44	ASU
	Sun Devils	69-66	UCLA
2009-10	Bruins	74-56	ASU
	Bruins	63-59	UCLA
2010-11	Bruins	70-60	UCLA
	Bruins	61-45	ASU
2011-12	Bruins	64-48	ASU
	Bruins	53-38	UCLA
2012-13	Bruins	54-50	UCLA
	Bruins	58-50	ASU

ARIZONA STATE vs. USC

Pac-12: Trojans lead series, 37-18

1986-87	Trojans	87-62	ASU
	Trojans	93-66	USC
1987-88	Trojans	93-77	USC
	Trojans	87-82	ASU
1988-89	Trojans	78-58	USC
	Trojans	70-68	ASU
1989-90	Trojans	82-78	ASU
	Trojans	55-54	USC
1990-91	Trojans	84-67	USC
	Trojans	84-68	ASU
1991-92	Sun Devils	63-62	ASU
	Trojans	98-65	USC
1992-93	Trojans	86-72	ASU
	Sun Devils	64-55	USC
1993-94	Trojans	87-81	ASU
	Trojans	105-67	USC
1994-95	Trojans	91-44	USC
	Trojans	77-65	ASU
1995-96	Trojans	73-61	USC
	Trojans	98-56	ASU
1996-97	Trojans	82-55	ASU
	Trojans	77-63	USC
1997-98	Trojans	68-55	USC
	Trojans	75-62	ASU
1998-99	Trojans	67-54	ASU
	Sun Devils	70-58	USC
1999-00	Sun Devils	78-74 OT	ASU
	Trojans	76-70	USC
2000-01	Sun Devils	67-57	USC
	Sun Devils	67-65	ASU
2001-02	Trojans	68-49	USC
	Sun Devils	67-60	ASU
2002-03	Trojans	58-53	ASU
	Trojans	64-56	USC
2003-04	Trojans	68-65	ASU
	Trojans	65-50	USC
2004-05	Trojans	45-66	USC
	Sun Devils	49-46	ASU
2005-06	Trojans	58-50	USC
	Sun Devils	79-72	ASU
2006-07	Sun Devils	6	

since becoming a member of the Pac-12

ARIZONA STATE vs. UTAH

Pac-12: Utes lead series, 2-1

2011-12	Sun Devils	59-51	ASU
	Utes	50-46	UTAH
2012-13	Utes	54-46	ASU

ARIZONA STATE vs. WASHINGTON

Pac-12: Huskies lead series, 29-24

1986-87	Sun Devils	78-64	ASU
	Huskies	85-63	UW
1987-88	Huskies	103-49	UW
	Huskies	80-65	ASU
1988-89	Huskies	77-67	ASU
	Huskies	92-77	UW
1989-90	Huskies	81-59	UW
	Huskies	73-60	ASU
1990-91	Huskies	71-54	ASU
	Huskies	82-61	UW
1991-92	Huskies	66-59	UW
	Huskies	68-66	ASU
1992-93	Sun Devils	82-77	UW
	Sun Devils	74-61	ASU
1993-94	Huskies	69-56	ASU
	Huskies	87-78	UW
1994-95	Huskies	82-37	UW
	Huskies	93-54	ASU
1995-96	Sun Devils	81-77	UW
	Sun Devils	87-72	ASU
1996-97	Huskies	81-73	ASU
	Huskies	68-59	UW
1997-98	Sun Devils	77-76	ASU
	Huskies	62-39	UW
1998-99	Huskies	86-54	UW
	Sun Devils	72-69 OT	ASU
1999-00	Huskies	78-76	UW
	Sun Devils	74-53	ASU
2000-01	Huskies	66-62	ASU
	Huskies	79-60	UW
2001-02	Sun Devils	66-61	ASU
	Huskies	68-50	UW
2002-03	Huskies	69-56	UW
	Sun Devils	62-56	ASU
2003-04	Sun Devils	84-81 OT	ASU
	Huskies	63-55	UW
2004-05	Huskies	55-63	UW
	Sun Devils	69-48	ASU
2005-06	Sun Devils	64-51	ASU
	Sun Devils	67-61	UW
2006-07	Sun Devils	88-83	ASU
	Sun Devils	75-64	UW
2007-08	Sun Devils	68-62	UW
	Sun Devils	69-53	ASU
	Sun Devils	83-64	SJ(6)
2008-09	Sun Devils	80-64	UW
	Sun Devils	55-32	ASU
2009-10	Huskies	62-56	UW
	Sun Devils	67-61 OT	ASU
2010-11	Sun Devils	52-49	ASU
	Sun Devils	71-63	UW
2011-12	Sun Devils	57-53	UW
	Sun Devils	47-41	ASU
2012-13	Huskies	77-74	UW
	Huskies	74-61	ASU

ARIZONA STATE vs. WASHINGTON STATE

Pac-12: Sun Devils lead series, 38-17

1986-87	Sun Devils	95-83 OT	ASU
	Cougars	75-62	WSU
1987-88	Sun Devils	82-79	WSU
	Sun Devils	86-69	ASU
1988-89	Sun Devils	88-79	ASU
	Cougars	71-60	WSU
1989-90	Cougars	92-80	WSU
	Cougars	67-66	ASU

1990-91	Sun Devils	82-73	ASU
	Cougars	69-58	WSU
1991-92	Cougars	80-78	WSU
	Sun Devils	86-61	ASU
1992-93	Sun Devils	70-59	WSU
	Sun Devils	88-68	ASU
1993-94	Sun Devils	*	ASU
	Sun Devils	77-76	WSU
1994-95	Cougars	82-70	WSU
	Cougars	74-66	ASU
1995-96	Cougars	93-77	WSU
	Sun Devils	88-80	ASU
1996-97	Cougars	86-78	ASU
	Cougars	84-70	WSU
1997-98	Sun Devils	80-60	ASU
	Sun Devils	79-70	WSU
1998-99	Sun Devils	63-54	WSU
	Sun Devils	80-66	ASU
1999-00	Sun Devils	64-54	WSU
	Sun Devils	73-53	ASU
2000-01	Sun Devils	83-70	ASU
	Sun Devils	74-72	WSU
2001-02	Sun Devils	68-40	ASU
	Sun Devils	75-56	WSU
2002-03	Sun Devils	66-58	WSU
	Sun Devils	70-52	ASU
2003-04	Sun Devils	68-66	ASU
	Cougars	75-72	WSU
2004-05	Sun Devils	67-39	WSU
	Sun Devils	59-40	ASU
2005-06	Sun Devils	72-42	ASU
	Sun Devils	75-65	WSU
2006-07	Sun Devils	89-44	ASU
	Sun Devils	66-41	WSU
2007-08	Sun Devils	59-40	WSU
	Sun Devils	59-30	ASU
2008-09	Sun Devils	66-47	WSU
	Sun Devils	55-32	ASU
2009-10	Sun Devils	64-59	WSU
	Cougars	66-62	ASU
2010-11	Cougars	70-65	ASU
	Sun Devils	55-47	WSU
2011-12	Sun Devils	63-46	WSU
	Sun Devils	47-42	ASU
2012-13	Cougars	77-65	WSU
	Cougars	54-43	ASU
	Cougars	48-41	SEA(12)

*Game forfeited by Washington State due to illness

CALIFORNIA vs. COLORADO

Pac-12: Golden Bears lead series, 5-0

2011-12	Golden Bears	68-55	COLO
	Golden Bears	64-43	CAL
	Golden Bears	68-59	USC(10)
2012-13	Golden Bears	53-49	COLO
	Golden Bears	59-56	CAL

CALIFORNIA vs. OREGON

Pac-12: Ducks lead series, 33-24

1986-87	Ducks	94-70	UO
	Golden Bears	87-84	CAL
1987-88	Ducks	94-83	CAL
	Ducks	90-71	UO
1988-89	Ducks	94-64	UO
	Golden Bears	83-80	CAL
1989-90	Ducks	73-65	UO
	Golden Bears	79-72	CAL
1990-91	Golden Bears	94-67	CAL
	Ducks	64-57	UO
1991-92	Golden Bears	84-75	UO
	Golden Bears	85-75	CAL
1992-93	Golden Bears	75-63	UO
	Golden Bears	90-74	CAL

1993-94	Ducks	91-69	CAL
	Ducks	75-36	UO
1994-95	Ducks	77-59	UO
	Ducks	89-73	CAL
1995-96	Ducks	73-56	UO
	Ducks	73-54	CAL
1996-97	Ducks	68-64	CAL
	Ducks	71-42	UO
1997-98	Ducks	68-66	UO
	Ducks	82-66	CAL
1998-99	Ducks	64-49	UO
	Ducks	80-57	CAL
1999-00	Ducks	67-51	CAL
	Ducks	75-63	UO
2000-01	Ducks	86-56	UO
	Golden Bears	68-57	CAL
2001-02	Ducks	65-53	CAL
	Ducks	76-43	UO
2002-03	Ducks	70-67	UO
	Ducks	54-52	CAL
2003-04	Golden Bears	61-57	CAL
	Ducks	77-62	UO
	Golden Bears	82-57	SJ (5)
2004-05	Ducks	50-81	UO
	Ducks	51-58	CAL
2005-06	Ducks	70-41	UO
	Golden Bears	49-39	CAL
2006-07	Golden Bears	65-56	CAL
	Ducks	62-42	UO
	Golden Bears	63-51	SJ (5)
2007-08	Golden Bears	61-52	CAL
	Golden Bears	53-34	CAL
	Golden Bears	67-60	SJ (5)
2008-09	Golden Bears	65-50	UO
	Golden Bears	84-42	CAL
2009-10	Golden Bears	72-62	UO
	Golden Bears	79-73	CAL
	Golden Bears	71-57	UO (4)
2010-11	Golden Bears	81-65	UO
	Ducks	60-46	CAL
2011-12	Golden Bears	90-67	CAL
	Golden Bears	83-71	ORE
2012-13	Golden Bears	72-45	ORE

CALIFORNIA vs. OREGON STATE

Pac-12: Golden Bears lead series, 32-21

1986-87	Beavers	69-67	OSU
	Golden Bears	94-71	CAL
1987-88	Golden Bears	66-58	CAL
	Golden Bears	79-75 OT	OSU
1988-89	Beavers	64-59	OSU
	Golden Bears	70-60	CAL
1989-90	Golden Bears	76-65	OSU
	Golden Bears	83-72	CAL
1990-91	Golden Bears	89-70	CAL
	Beavers	72-59	OSU
1991-92	Golden Bears	78-71	OSU
	Golden Bears	78-67	CAL
1992-93	Beavers	75-73	OSU
	Beavers	73-61	CAL
1993-94	Beavers	90-75	CAL
	Beavers	88-79	OSU
1994-95	Beavers	101-76	OSU
	Golden Bears	77-75	CAL
1995-96	Beavers	93-70	OSU
	Beavers	88-76	CAL
1996-97	Golden Bears	62-57	CAL
	Beavers	81-67	OSU
1997-98	Golden Bears	77-64	CAL
	Beavers	73-69	OSU
1998-99	Beavers	54-52	OSU
	Golden Bears	63-58	CAL
1999-00	Beavers	53-50	CAL
	Beavers	52-33	OSU

2000-01	Golden Bears	79-72	OSU
	Golden Bears	72-60	CAL
2001-02	Beavers	80-52	CAL
	Beavers	74-69 OT	OSU
2002-03	Beavers	68-37	OSU
	Golden Bears	70-55	CAL
2003-04	Beavers	70-67	CAL
	Golden Bears	66-57	OSU
2004-05	Beavers	77-71	OSU
	Golden Bears	74-62	CAL
2005-06	Golden Bears	71-50	OSU
	Beavers	63-55	CAL
2006-07	Golden Bears	63-57	CAL
	Golden Bears	67-61	20T OSU
2007-08	Golden Bears	61-45	CAL
	Golden Bears	56-45	OSU
2008-09	Golden Bears	77-72	OSU
	Golden Bears	62-40	CAL
2009-10	Golden Bears	79-75	20T OSU
	Golden Bears	66-62	CAL
2010-11	Golden Bears	60-47	OSU
	Golden Bears	58-49	CAL
2011-12	Golden Bears	73-56	CAL
	Golden Bears	75-68	OSU
2012-13	Golden Bears	60-38	OSU

CALIFORNIA vs. STANFORD

Pac-12: Cardinal leads series, 53-7

1986-87	Cardinal	77-59	STAN
	Golden Bears	84-68	CAL
1987-88	Cardinal	95-71	CAL
	Cardinal	94-79	STAN
1988-89	Cardinal	77-59	STAN
	Cardinal	87-79	CAL
1989-90	Cardinal	87-60	CAL
	Cardinal	112-84	STAN
1990-91	Cardinal	113-79	STAN
	Cardinal	93-80	CAL
1991-92	Golden Bears	74-65	CAL
	Cardinal	83-81	STAN
1992-93	Cardinal	89-63	STAN
	Golden Bears	64-59	CAL
1993-94	Cardinal	92-75	CAL
	Cardinal	111-64	STAN
1994-95	Cardinal	99-65	STAN
	Cardinal	91-67	CAL
1995-96	Cardinal	80-55	CAL
	Cardinal	87-36	STAN
1996-97	Cardinal	95-44	STAN
	Cardinal	82-50	CAL
1997-98	Cardinal	72-52	CAL
	Cardinal	79-51	STAN
1998-99	Cardinal	80-67	STAN
	Cardinal	77-67	CAL
1999-00	Cardinal	83-57	STAN
	Cardinal	81-56	CAL
2000-01	Cardinal	63-56	CAL
	Golden Bears	82-73	STAN
2001-02	Cardinal	79-52	

2007-08	Cardinal	72-52	STAN
	Cardinal	60-58	CAL
	Cardinal	56-35	SJ(5)
2008-09	Golden Bears	57-54	CAL
	Cardinal	58-41	STAN
2009-10	Cardinal	79-58	STAN
	Cardinal	63-48	CAL
	Cardinal	64-44	USC(6)
2010-11	Cardinal	78-45	CAL
	Cardinal	75-51	STAN
2011-12	Cardinal	74-71	STAN
	Cardinal	86-61	CAL
	Cardinal	77-62	LA(11)
2012-13	Cardinal	62-53	CAL
	Golden Bears	67-55	STAN

CALIFORNIA vs. UCLA

Pac-12: Bruins lead series, 41-17

1986-87	Bruins	77-72	CAL
	Bruins	92-80	UCLA
1987-88	Bruins	75-50	
	Golden Bears	71-68	UCLA
	Bruins	81-63	CAL
1988-89	Bruins	72-57	UCLA
	Golden Bears	92-82	CAL
1989-90	Bruins	70-68	UCLA
	Bruins	80-66	CAL
1990-91	Bruins	102-83	CAL
	Bruins	96-78	UCLA
1991-92	Golden Bears	74-71	CAL
	Bruins	101-87	UCLA
1993-93	Golden Bears	78-70	CAL
	Bruins	85-68	UCLA
1993-94	Bruins	79-56	UCLA
	Bruins	90-85	CAL
1994-95	Golden Bears	97-84	CAL
	Bruins	87-67	UCLA
1995-96	Bruins	74-65	CAL
	Bruins	71-66	UCLA
1996-97	Bruins	74-65	UCLA
	Bruins	82-56	CAL
1997-98	Bruins	74-53	UCLA
	Bruins	86-54	CAL
1998-99	Bruins	87-62	CAL
	Bruins	76-61	UCLA
1999-00	Bruins	74-67	CAL
	Golden Bears	61-53	UCLA
2000-01	Golden Bears	58-57	UCLA
	Golden Bears	83-59	CAL
2001-02	Bruins	64-48	CAL
	Bruins	58-48	UCLA
	Bruins	46-42	UO(3)
2002-03	Golden Bears	69-61	UCLA
	Bruins	72-54	CAL
2003-04	Bruins	67-66	UCLA
	Bruins	97-69	CAL
2004-05	Bruins	70-85	CAL
	Bruins	61-73	UCLA
2005-06	Golden Bears	65-58	CAL
	Bruins	90-87	OT UCLA
	Bruins	80-63	SJ(5)
2006-07	Bruins	77-68	OT UCLA
	Golden Bears	88-69	CAL
2007-08	Golden Bears	73-70	OT UCLA
	Golden Bears	67-53	CAL
2008-09	Golden Bears	64-48	CAL
	Bruins	71-56	UCLA
2009-10	Bruins	57-46	UCLA
	Bruins	44-32	CAL
2010-11	Bruins	65-56	CAL
	Bruins	63-48	UCLA
	Bruins	63-50	LA(9)
2011-12	Bruins	60-55	UCLA
	Golden Bears	67-58	CAL

2012-13	Golden Bears	70-65	CAL
	Golden Bears	79-51	UCLA
	Bruins	70-58	SEA(12)

CALIFORNIA vs. USC

Pac-12: Trojans lead series, 30-26

1986-87	Golden Bears	102-85	CAL
	Trojans	105-63	USC
1987-88	Trojans	98-66	USC
	Trojans	99-97	OT CAL
1988-89	Golden Bears	92-61	USC
	Golden Bears	115-106	CAL
1989-90	Golden Bears	55-50	USC
	Golden Bears	58-52	CAL
1990-91	Golden Bears	92-66	CAL
	Trojans	74-48	USC
1991-92	Golden Bears	77-70	CAL
	Trojans	68-62	USC
1992-93	Golden Bears	68-55	CAL
	Trojans	76-71	OT USC
1993-94	Trojans	97-60	USC
	Trojans	99-81	CAL
1994-95	Trojans	90-71	CAL
	Trojans	87-82	USC
1995-96	Trojans	87-80	OT CAL
	Trojans	89-71	USC
1996-97	Trojans	91-57	USC
	Trojans	66-63	CAL
1997-98	Trojans	59-50	USC
	Trojans	62-50	CAL
1998-99	Golden Bears	61-51	CAL
	Trojans	76-71	USC
1999-00	Golden Bears	81-64	CAL
	Trojans	81-78	USC
2000-01	Golden Bears	61-55	USC
	Trojans	83-59	CAL
2001-02	Trojans	69-53	CAL
	Trojans	68-58	USC
2002-03	Trojans	83-62	USC
	Golden Bears	60-50	CAL
2003-04	Trojans	67-47	USC
	Golden Bears	68-59	CAL
2004-05	Trojans	71-76	USC
	Trojans	69-103	CAL
2005-06	Golden Bears	73-68	CAL
	Golden Bears	72-67	USC
2006-07	Golden Bears	62-53	USC
	Golden Bears	86-79	OT CAL
2007-08	Golden Bears	57-52	USC
	Golden Bears	60-55	OT CAL
2008-09	Golden Bears	73-71	CAL
	Golden Bears	66-64	USC
	Trojans	69-67	USC(6)
2009-10	Trojans	67-64	USC
	Golden Bears	61-55	CAL
2010-11	Golden Bears	82-71	CAL
	Trojans	80-67	USC
2011-12	Trojans	74-54	USC
	Trojans	76-75	OT CAL
2012-13	Golden Bears	71-63	OT CAL
	Golden Bears	72-64	USC
	Golden Bears	78-59	SEA(12)

CALIFORNIA vs. UTAH

Pac-12: Golden Bears lead series, 3-0

2011-12	Golden Bears	63-56	UTAH
	Golden Bears	60-46	CAL
2012-13	Golden Bears	71-54	CAL

CALIFORNIA vs. WASHINGTON

Pac-12: Huskies lead series, 38-15

1986-87	Huskies	84-74	UW
	Golden Bears	92-84	CAL
1987-88	Huskies	89-70	UW
	Huskies	97-74	CAL
1988-89	Huskies	58-55	CAL
	Huskies	78-68	UW
1989-90	Huskies	69-64	CAL
	Huskies	81-61	UW
1990-91	Huskies	78-57	UW
	Huskies	81-58	CAL
1991-92	Golden Bears	67-66	UW
	Golden Bears	66-55	CAL
1992-93	Huskies	62-61	UW
	Huskies	73-66	CAL
1993-94	Huskies	95-70	UW
	Huskies	88-70	CAL
1994-95	Huskies	70-61	CAL
	Huskies	89-69	UW
1995-96	Huskies	82-69	CAL
	Huskies	93-58	UW
1996-97	Huskies	67-56	UW
	Huskies	85-62	CAL
1997-98	Huskies	72-51	CAL
	Huskies	83-78	OT UW
1998-99	Huskies	71-49	UW
	Golden Bears	58-56	CAL
1999-00	Golden Bears	72-59	UW
	Golden Bears	51-49	CAL
2000-01	Huskies	69-68	CAL
	Huskies	78-71	UW
2001-02	Huskies	85-46	UW
	Huskies	64-53	CAL
2002-03	Huskies	76-59	CAL
	Huskies	74-54	UW
2003-04	Huskies	65-54	UW
	Huskies	72-67	CAL
2004-05	Huskies	52-65	CAL
	Huskies	76-80	UW
2005-06	Huskies	62-55	UW
	Golden Bears	81-58	CAL
2006-07	Golden Bears	72-49	UW
	Huskies	79-76	OT CAL
2007-08	Golden Bears	66-40	CAL
	Huskies	74-66	UW
2008-09	Golden Bears	62-34	CAL
	Golden Bears	70-40	UW
	Golden Bears	61-41	USC(6)
2009-10	Golden Bears	60-43	CAL
	Golden Bears	75-68	WASH
2010-11	Huskies	57-48	WASH
	Huskies	60-49	CAL
	Golden Bears	58-48	USC(8)
2011-12	Golden Bears	71-47	CAL
2012-13	Golden Bears	78-50	UW

CALIFORNIA vs. WASHINGTON STATE

Pac-12: Golden Bears lead series, 33-21

1986-87	Golden Bears	67-66	WSU
	Golden Bears	72-68	CAL
1987-88	Cougars	79-56	WSU
	Golden Bears	84-69	CAL
1988-89	Golden Bears	80-71	CAL
	Cougars	92-89	WSU
1989-90	Golden Bears	91-64	CAL
	Cougars	87-67	WSU
1990-91	Cougars	77-60	WSU
	Golden Bears	86-80	CAL
1991-92	Cougars	83-76	WSU
	Golden Bears	69-58	CAL
1992-93	Golden Bears	75-65	WSU
	Golden Bears	79-65	CAL
1993-94	Cougars	88-82	WSU
	Cougars	77-62	CAL

since becoming a member of the Pac-12

1994-95	Golden Bears	87-83	CAL
	Cougars	78-64	WSU
1995-96	Cougars	90-77	CAL
	Golden Bears	91-83	WSU
1996-97	Cougars	79-53	WSU
	Cougars	83-70	CAL
1997-98	Cougars	72-65	CAL
	Cougars	87-64	WSU
1998-99	Cougars	73-54	WSU
	Golden Bears	83-68	CAL
1999-00	Cougars	72-65	WSU
	Golden Bears	65-59	CAL
2000-01	Golden Bears	69-56	CAL
	Cougars	74-59	WSU
2001-02	Golden Bears	62-50	WSU
	Golden Bears	76-63	CAL
2002-03	Golden Bears	73-61	CAL
	Cougars	67-64	WSU
2003-04	Golden Bears	85-71	WSU
	Cougars	64-59	CAL
2004-05	Golden Bears	64-56	CAL
	Cougars	69-79	WSU
2005-06	Golden Bears	70-52	SJ(5)
	Golden Bears	53-47	WSU
	Golden Bears	61-51	CAL
2006-07	Golden Bears	55-48	WSU
	Golden Bears	72-45	CAL
2007-08	Golden Bears	99-44	CAL
	Golden Bears	61-47	WSU
2008-09	Golden Bears	68-45	CAL
	Golden Bears	77-57	WSU
2009-10	Golden Bears	75-68	CAL
	Golden Bears	75-68	OT WSU
2010-11	Cougars	77-63	WSU
	Cougars	68-66	CAL
2011-12	Golden Bears	60-55	CAL
	Golden Bears	64-49	LA(11)
2012-13	Golden Bears	73-60	WSU

COLORADO vs. OREGON

Pac-12: Series tied, 2-0

2011-12	Ducks	67-62	UO
	Ducks	64-62	COLO
2012-13	Buffaloes	84-59	COLO
	Buffaloes	60-48	UO

COLORADO vs. OREGON STATE

Pac-12: Series tied, 3-1

2011-12	Beavers	65-45	OSU
	Buffaloes	67-57	COLO
2012-13	Buffaloes	61-47	COLO
	Buffaloes	66-63	OT OSU

COLORADO vs. STANFORD

Pac-12: Cardinal lead series, 5-0

2011-12	Cardinal	80-54	STAN
	Cardinal	68-46	COLO
2012-13	Cardinal	57-40	COLO
	Cardinal	69-56	STAN
	Cardinal	61-47	SEA(12)

COLORADO vs. UCLA

Pac-12: Bruins lead series, 2-0

2011-12	Bruins	62-54	UCLA
2012-13	Bruins	62-46	COLO

COLORADO vs. USC

Pac-12: Buffaloes lead series, 2-0

2011-12	Buffaloes	69-67	USC
2012-13	Buffaloes	65-49	COLO

since becoming a member of the Pac-12

COLORADO vs. UTAH
Pac-12: Buffaloes lead series, 4-1
 2011-12 Buffaloes 58-52 UTAH
 Utes 61-56 COLO
 Buffaloes 55-41 USC(10)
 2012-13 Buffaloes 67-57 COLO
 Buffaloes 56-43 UTAH

COLORADO vs. WASHINGTON
Pac-12: Huskies lead series, 3-0
 2011-12 Huskies 75-67 UW
 2012-13 Buffaloes 68-61 COLO
 Buffaloes 70-59 SEA(12)

COLORADO vs. WASHINGTON STATE
Pac-12: Buffaloes lead series, 2-0
 2011-12 Buffaloes 57-56 WSU
 2012-13 Buffaloes 59-45 COLO

OREGON vs. OREGON STATE
Pac-12: Ducks lead series, 40-16
 1986-87 Ducks 65-63 UO
 Ducks 71-51 OSU
 1987-88 Ducks 58-47 UO
 Ducks 53-51 OSU
 1988-89 Ducks 67-59 OSU
 Ducks 52-51 OSU
 Ducks 61-55 UO
 1989-90 Ducks 76-61 OSU
 Ducks 82-63 UO
 1990-91 Beavers 74-58 UO
 Ducks 65-63 OSU
 1991-92 Ducks 83-81 OSU
 Ducks 62-59 UO
 1992-93 Beavers 67-63 UO
 Beavers 66-56 OSU
 1993-94 Beavers 86-68 OSU
 Ducks 54-46 UO
 1994-95 Ducks 66-56 UO
 Beavers 96-86 OSU
 1995-96 Beavers 58-57 OSU
 Ducks 69-60 UO
 1996-97 Ducks 77-59 UO
 Ducks 76-59 OSU
 1997-98 Ducks 80-57 OSU
 Ducks 77-67 UO
 1998-99 Ducks 59-46 UO
 Ducks 60-52 OSU
 1999-00 Ducks 68-51 OSU
 Ducks 60-53 UO
 2000-01 Ducks 71-67 OSU
 Ducks 72-60 UO
 2001-02 Beavers 61-53 UO
 Ducks 84-83 OT OSU
 Ducks 50-48 UO(4)
 2002-03 Beavers 67-51 OSU
 Ducks 68-58 UO
 2003-04 Ducks 56-54 UO
 Beavers 75-61 OSU
 2004-05 Ducks 82-58 OSU
 Ducks 64-55 UO
 2005-06 Beavers 63-61 OSU
 Ducks 54-45 UO
 2006-07 Beavers 65-59 UO
 Ducks 70-63 OSU
 2007-08 Ducks 76-72 OSU
 Ducks 60-49 UO
 2008-09 Beavers 61-42 UO
 Beavers 70-41 OSU
 2009-10 Ducks 86-71 OSU
 Ducks 82-62 UO
 2010-11 Ducks 81-72 UO
 Beavers 61-59 OSU
 2011-12 Beavers 67-60 OSU
 Beavers 68-53 UO

2012-13 Beavers 63-53 UO
 Beavers 68-49 OSU

OREGON vs. STANFORD
Pac-12: Cardinal leads series, 47-7
 1986-87 Ducks 65-51 UO
 Ducks 63-54 STAN
 1987-88 Cardinal 84-48 STAN
 Cardinal 65-57 UO
 1988-89 Cardinal 92-69 UO
 Cardinal 107-73 STAN
 1989-90 Cardinal 76-57 UO
 Cardinal 75-45 STAN
 1990-91 Cardinal 88-61 STAN
 Cardinal 103-60 UO
 1991-92 Cardinal 74-57 UO
 Cardinal 92-70 STAN
 1992-93 Cardinal 91-72 UO
 Cardinal 86-52 STAN
 1993-94 Cardinal 81-60 STAN
 Cardinal 72-60 UO
 1994-95 Cardinal 70-57 UO
 Cardinal 97-55 STAN
 1995-96 Cardinal 61-42 UO
 Cardinal 74-65 STAN
 1996-97 Cardinal 85-61 STAN
 Cardinal 69-66 UO
 1997-98 Cardinal 97-72 STAN
 Cardinal 79-71 UO
 1998-99 Ducks 63-59 UO
 Cardinal 82-73 STAN
 1999-00 Cardinal 78-62 STAN
 Ducks 61-57 UO
 2000-01 Ducks 72-54 UO
 Cardinal 63-54 STAN
 2001-02 Cardinal 91-76 UO
 Cardinal 77-72 STAN
 2002-03 Cardinal 75-74 UO
 Cardinal 85-54 STAN
 2003-04 Cardinal 77-51 STAN
 Ducks 67-66 UO
 2004-05 Ducks 62-58 UO
 Cardinal 45-76 STAN
 2005-06 Cardinal 76-64 UO
 Cardinal 79-58 STAN
 2006-07 Cardinal 70-48 STAN
 Cardinal 74-56 UO
 2007-08 Cardinal 83-49 STAN
 Cardinal 72-43 UO
 2008-09 Cardinal 85-57 STAN
 Cardinal 68-49 UO
 2009-10 Cardinal 100-80 UO
 Cardinal 104-60 STAN
 2010-11 Cardinal 91-56 UO
 Cardinal 99-60 STAN
 2011-12 Cardinal 93-70 STAN
 Cardinal 81-46 UO
 2012-13 Cardinal 86-62 UO
 Cardinal 74-50 STAN

OREGON vs. UCLA
Pac-12: Bruins lead series, 29-24
 1986-87 Bruins 75-71 UCLA
 Ducks 77-57 UO
 1987-88 Bruins 77-70 UCLA
 Bruins 74-65 UO
 1988-89 Ducks 75-65 UO
 Ducks 76-60 UCLA
 1989-90 Ducks 80-66 UO
 Bruins 79-65 UCLA
 1990-91 Bruins 93-67 UCLA
 Bruins 82-74 UO
 1991-92 Bruins 92-71 UCLA
 Bruins 83-76 UO

1992-93 Bruins 79-75 UCLA
 Ducks 89-78 UO
 1993-94 Ducks 82-77 UO
 Ducks 76-68 UCLA
 1994-95 Ducks 84-59 UCLA
 Ducks 83-65 UO
 1995-96 Ducks 75-48 UO
 Bruins 83-64 UCLA
 1996-97 Ducks 76-64 UCLA
 Ducks 64-61 UO
 1997-98 Bruins 80-75 UO
 Bruins 82-54 UCLA
 1998-99 Bruins 76-72 UCLA
 Ducks 106-79 UO
 1999-00 Ducks 67-58 UCLA
 Ducks 89-72 UO
 2000-01 Ducks 54-43 UO
 Bruins 70-68 UCLA
 2001-02 Ducks 76-67 UCLA
 Ducks 76-54 UO
 2002-03 Bruins 93-68 UO
 Bruins 56-54 UCLA
 Bruins 71-58 SJ(5)
 2003-04 Bruins 63-57 UO
 Ducks 61-55 UCLA
 2004-05 Bruins 54-70 UCLA
 Ducks 78-71 UO
 2005-06 Bruins 82-63 UCLA
 Bruins 66-65 UO
 2006-07 Bruins 77-70 UCLA
 Ducks 76-60 UO
 2007-08 Bruins 63-59 UCLA
 Ducks 66-55 UO
 2008-09 Ducks 73-56 UCLA
 Bruins 70-69 UO
 2009-10 Bruins 104-80 UCLA
 Bruins 91-75 UO
 2010-11 Bruins 87-57 UCLA
 Bruins 75-48 UO
 2011-12 Ducks 83-62 UCLA
 2012-13 Bruins 89-80 UO

OREGON vs. USC
Pac-12: Trojans lead series, 36-17
 1986-87 Trojans 66-64 USC
 Ducks 79-78 UO
 1987-88 Trojans 82-56 USC
 Trojans 68-61 UO
 1988-89 Ducks 71-56 UO
 Trojans 71-68 USC
 1989-90 Ducks 80-58 UO
 Trojans 66-61 USC
 1990-91 Trojans 80-71 USC
 Trojans 67-44 UO
 1991-92 Trojans 83-55 USC
 Trojans 81-76 UO
 1992-93 Trojans 78-69 USC
 Trojans 80-61 UO
 1993-94 Trojans 47-45 UO
 Trojans 84-75 USC
 1994-95 Trojans 78-77 USC
 Ducks 76-50 UO
 1995-96 Trojans 75-66 OT UO
 Ducks 67-53 USC
 1996-97 Trojans 73-65 USC
 Ducks 70-53 UO
 1997-98 Ducks 79-65 UO
 Ducks 76-58 USC
 1998-99 Ducks 77-53 USC
 Ducks 73-61 UO
 1999-00 Trojans 74-73 USC
 Trojans 69-63 UO
 2000-01 Trojans 55-53 UO
 Ducks 74-66 USC
 2001-02 Trojans 83-73 USC

2002-03 Ducks 75-65 UO
 Ducks 79-73 UO
 Ducks 75-70 USC
 2003-04 Trojans 69-55 UO
 Trojans 71-56 USC
 2004-05 Trojans 72-77 USC
 Ducks 81-59 UO
 2005-06 Trojans 72-48 USC
 Trojans 69-64 UO
 2006-07 Trojans 79-71 OT2 USC
 Ducks 73-63 UO
 2007-08 Trojans 46-42 USC
 Trojans 67-58 UO
 2008-09 Trojans 66-56 USC
 Trojans 94-64 UO
 2009-10 Ducks 85-77 USC
 Trojans 87-84 UO
 Trojans 80-75 USC(6)
 2010-11 Trojans 79-76 USC
 Trojans 85-63 UO
 2011-12 Trojans 92-73 USC
 2012-13 Trojans 67-62 UO

OREGON vs. UTAH
Pac-12: Series tied, 3-1
 2011-12 Ducks 72-67 UO
 Utes 65-47 UTAH
 2012-13 Utes 67-47 UTAH
 Utes 70-52 UO

OREGON vs. WASHINGTON
Pac-12: Huskies lead series, 32-28
 1986-87 Huskies 69-57 UW
 Ducks 79-69 UO
 1987-88 Huskies 68-67 UO
 Huskies 68-51 UW
 1988-89 Huskies 71-59 UW
 Ducks 89-76 UO
 1989-90 Huskies 73-57 UW
 Huskies 62-52 UO
 1990-91 Huskies 55-50 UO
 Huskies 65-55 UW
 1991-92 Huskies 71-66 UO
 Huskies 69-66 UW
 1992-93 Huskies 87-74 UW
 Huskies 59-51 UO
 1993-94 Ducks 70-67 UO
 Ducks 62-41 UO
 1994-95 Ducks 83-61 UO
 Huskies 85-78 UO
 1995-96 Huskies 82-66 UW
 Ducks 60-53 UO
 1996-97 Ducks 67-60 UO
 Ducks 67-63 UW
 1997-98 Ducks 76-59 UW
 Ducks 72-57 UO
 1998-99 Ducks 70-56 UO
 Ducks 67-57 UW
 1999-00 Ducks 65-71 UO
 Ducks 70-69 UW
 2000-01 Ducks 67-53 UW
 Ducks 64-60 OT UO
 2001-02 Ducks 69-56 UO
 Huskies 88-80 UW
 Ducks 78-64 UO(3)
 Ducks 77-73 UW(4)
 2002-03 Huskies 79-60 UW
 Huskies 75-59 UO
 2003-04 Huskies 95-50 UW
 Huskies 67-56 UO
 2004-05 Ducks 86-77 UO
 Huskies 57-81 UW
 Ducks 64-50 SJ(5)
 2005-06 Ducks 81-73 UO
 Huskies 61-55 UW

2006-07	Huskies	60-56	UO
	Huskies	61-46	UW
2007-08	Ducks	66-64	UO
	Huskies	61-60	UW
2008-09	Ducks	75-55	UW
	Ducks	77-69	UO
	Huskies	69-43	USC(6)
2009-10	Ducks	82-71	UO
	Huskies	62-53	UW
2010-11	Ducks	68-64	UO
	Huskies	90-76	OT UW
2011-12	Ducks	88-86	UO
	Huskies	72-69	UW
	Huskies	72-56	USC(10)
2012-13	Huskies	66-53	UW
	Huskies	97-71	UO
	Huskies	69-62	SEA(12)

OREGON vs. WASHINGTON STATE

Pac-12: Ducks lead series, 45-12

1986-87	Ducks	101-55	WSU
	Ducks	74-70	UO
1987-88	Ducks	78-59	UO
	Ducks	64-62	WSU
1988-89	Cougars	80-77	WSU
	Ducks	87-76	OT UO
1989-90	Ducks	68-65	WSU
	Ducks	62-52	UO
1990-91	Cougars	102-69	UO
	Ducks	76-72	WSU
1991-92	Ducks	69-54	UO
	Ducks	65-60	WSU
1992-93	Cougars	66-54	UO
	Ducks	88-75	WSU
1993-94	Ducks	70-69	WSU
	Ducks	80-62	UO
1994-95	Ducks	84-66	UO
	Ducks	81-75	WSU
1995-96	Cougars	72-59	WSU
	Ducks	58-49	UO
1996-97	Ducks	80-46	UO
	Ducks	62-52	WSU
1997-98	Ducks	94-71	Hawaii(7)
	Ducks	62-57	WSU
	Ducks	61-51	UO
1998-99	Ducks	72-64	UO
	Ducks	65-54	WSU
1999-00	Ducks	77-65	UO
	Ducks	73-68	WSU
2000-01	Cougars	67-64	WSU
	Cougars	77-76	UO
2001-02	Ducks	76-47	UO
	Ducks	88-47	WSU
	Ducks	85-67	UO(3)
2002-03	Ducks	73-69	WSU
	Ducks	85-52	UO
2003-04	Ducks	60-50	WSU
	Ducks	74-52	UO
2004-05	Ducks	69-50	UO
	Ducks	62-47	WSU
2005-06	Ducks	54-50	UO
	Cougars	68-53	WSU
2006-07	Ducks	66-55	UO
	Ducks	51-34	WSU
2007-08	Ducks	64-45	UO
	Ducks	70-67	WSU
	Ducks	66-45	SJ(5)
2008-09	Ducks	57-41	WSU
	Cougars	58-45	UO
2009-10	Ducks	98-92	UO
	Cougars	67-53	WSU
2010-11	Ducks	77-72	UO
	Cougars	90-96	WSU
2011-12	Cougars	75-47	UO
	Ducks	67-62	WSU

OREGON STATE vs. STANFORD

Pac-12: Cardinal leads series, 50-5

1986-87	Beavers	70-53	OSU
	Cardinal	58-56	STAN
1987-88	Cardinal	71-48	STAN
	Cardinal	65-56	OSU
1988-89	Cardinal	74-65	OSU
	Cardinal	93-56	STAN
1989-90	Cardinal	84-62	OSU
	Cardinal	94-48	STAN
1990-91	Cardinal	99-81	STAN
	Beavers	87-61	OSU
1991-92	Beavers	75-69	OSU
	Cardinal	103-68	STAN
1992-93	Cardinal	70-60	OSU
	Cardinal	84-69	STAN
1993-94	Cardinal	88-67	STAN
	Cardinal	81-60	OSU
1994-95	Beavers	78-73	OSU
	Cardinal	76-66	STAN
1995-96	Cardinal	69-54	OSU
	Cardinal	86-62	STAN
1996-97	Cardinal	72-54	STAN
	Cardinal	79-67	OSU
1997-98	Cardinal	93-66	STAN
	Cardinal	97-74	OSU
1998-99	Cardinal	83-63	OSU
	Cardinal	73-61	STAN
1999-00	Cardinal	78-58	STAN
	Cardinal	58-54	OSU
2000-01	Beavers	81-65	OSU
	Cardinal	87-76	STAN
2001-02	Cardinal	91-54	STAN
	Cardinal	89-67	OSU
	Cardinal	71-55	UO(3)
2002-03	Cardinal	62-51	OSU
	Cardinal	71-46	STAN
2003-04	Cardinal	88-65	STAN
	Cardinal	67-66	OSU
2004-05	Cardinal	45-83	STAN
	Cardinal	41-84	OSU
2005-06	Cardinal	80-60	OSU
	Cardinal	87-54	STAN
2006-07	Cardinal	69-55	STAN
	Cardinal	70-55	OSU
2007-08	Cardinal	81-45	STAN
	Cardinal	69-59	OSU
	Cardinal	64-41	SJ(5)
2008-09	Cardinal	69-54	OSU
	Cardinal	72-43	STAN
2009-10	Cardinal	63-47	STAN
	Cardinal	82-48	OSU
2010-11	Cardinal	74-44	OSU
	Cardinal	73-37	STAN
2011-12	Cardinal	67-60	STAN
	Cardinal	78-45	OSU
2012-13	Cardinal	65-45	OSU
	Cardinal	90-53	STAN

OREGON STATE vs. UCLA

Pac-12: Bruins lead series, 38-16

1986-87	Beavers	74-69	UCLA
	Bruins	65-53	OSU
1987-88	Bruins	66-51	UCLA
	Bruins	77-60	OSU
1988-89	Beavers	81-58	OSU
	Bruins	77-61	UCLA
1989-90	Bruins	82-60	OSU
	Bruins	74-55	UCLA
1990-91	Bruins	66-55	UCLA
	Beavers	89-83	OSU

1991-92	Bruins	89-71	UCLA
	Bruins	71-70	OSU
1992-93	Beavers	71-67	UCLA
	Beavers	71-68	OSU
1993-94	Bruins	76-61	OSU
	Beavers	83-62	UCLA
1994-95	Bruins	84-73	UCLA
	Beavers	95-75	OSU
1995-96	Beavers	82-70	OSU
	Bruins	68-56	UCLA
1996-97	Bruins	77-54	UCLA
	Bruins	79-68	OSU
1997-98	Bruins	76-72	OSU
	Bruins	81-70	UCLA
1998-99	Bruins	105-50	UCLA
	Bruins	90-68	OSU
1999-00	Bruins	83-60	UCLA
	Beavers	72-52	OSU
2000-01	Beavers	71-58	OSU
	Beavers	65-57	UCLA
2001-02	Beavers	79-65	UCLA
	Beavers	77-36	OSU
2002-03	Bruins	58-54	OSU
	Bruins	82-71	UCLA
2003-04	Beavers	82-68	OSU
	Bruins	91-58	UCLA
2004-05	Bruins	45-73	UCLA
	Bruins	54-74	OSU
2005-06	Bruins	79-64	UCLA
	Bruins	72-59	OSU
2006-07	Beavers	56-52	UCLA
	Bruins	75-65	OSU
2007-08	Bruins	74-70	UCLA
	Bruins	55-52	OSU
2008-09	Bruins	60-53	UCLA
	Beavers	61-58	OSU
	Bruins	61-58	USC(6)
2009-10	Bruins	70-44	UCLA
	Bruins	74-53	OSU
	Bruins	60-44	USC(6)
2010-11	Bruins	58-46	UCLA
	Bruins	58-48	OSU
2011-12	Bruins	69-60	UCLA
2012-13	Bruins	68-64	OSU

OREGON STATE vs. USC

Pac-12: Trojans lead series, 36-18

1986-87	Trojans	99-82	USC
	Trojans	101-84	OSU
1987-88	Trojans	73-62	USC
	Trojans	67-62	OSU
1988-89	Trojans	65-56	OSU
	Trojans	86-68	USC
1989-90	Trojans	50-46	OSU
	Trojans	64-49	USC
1990-91	Beavers	73-71	USC
	Trojans	65-60	OSU
1991-92	Trojans	84-45	USC
	Trojans	78-66	OSU
1992-93	Trojans	82-57	USC
	Beavers	64-59	OSU
1993-94	Trojans	63-56	OSU
	Trojans	69-64	USC
1994-95	Beavers	69-56	USC
	Beavers	92-59	OSU
1995-96	Beavers	64-62	OSU
	Trojans	67-66	USC
1996-97	Trojans	85-72	USC
	Trojans	86-80	OSU
1997-98	Beavers	57-52	OSU
	Trojans	80-68	USC
1998-99	Trojans	53-49	USC
	Beavers	55-49	OSU
1999-00	Beavers	57-53	USC
	Beavers	73-66	OSU

since becoming a member of the Pac-12

2000-01	Trojans	69-67	OT OSU
	Beavers	78-68	USC
2001-02	Trojans	69-65	USC
	Trojans	60-58	OSU
	Beavers	69-68	UO(3)
2002-03	Beavers	63-61	OSU
	Trojans	87-44	USC
2003-04	Beavers	72-67	OSU
	Beavers	73-66	USC
2004-05	Trojans	51-62	USC
	Trojans	59-69	OSU
2005-06	Trojans	72-62	USC
	Beavers	67-64	OSU
2006-07	Trojans	59-51	USC
	Trojans	68-65	OSU
2007-08	Trojans	59-47	USC
	Beavers	55-54	OSU
2008-09	Trojans	78-54	USC
	Beavers	61-58	OSU
2009-10	Trojans	61-34	USC
	Trojans	53-50	OSU
2010-11	Trojans	53-45	USC
	Trojans	70-51	OSU
2011-12	Beavers	65-61	OT USC
2012-13	Trojans	56-55	OSU
	Trojans	64-57	SEA(12)

OREGON STATE vs. UTAH

Pac-12: Series tied, 2-2

2011-12	Beavers	62-49	OSU
	Utes	63-56	OT UTAH
2012-13	Utes	66-40	UTAH
	Beavers	54-46	OSU

OREGON STATE vs. WASHINGTON

Pac-12: Huskies lead series, 40-17

1986-87	Huskies	67-51	UW
	Huskies	69-67	OSU
1987-88	Huskies	68-50	OSU
	Huskies	77-49	UW
1988-89	Huskies	71-60	UW
	Huskies	75-63	OSU
1989-90	Huskies	69-47	UW
	Huskies	73-56	OSU
1990-91	Beavers	84-67	OSU
	Huskies	68-61	UW
1991-92	Huskies	59-48	OSU
	Huskies	73-70	UW
1992-93	Huskies	71-57	OSU
	Huskies	81-71	UW
1993-94	Huskies	94-61	UW
	Beavers	67-59	OSU
1994-95	Huskies	63-58	OSU
	Beavers	74-70	UW
1995-96	Beavers	69-66	UW
	Beavers	78-72	OSU
1996-97	Huskies	69-54	OSU
	Huskies	72-68	UW
1997-98	Huskies	78-64	UW
	Huskies	84-74	OSU
1998-99	Huskies	72-67	OSU
	Huskies	73-64	UW
1999-00	Beavers	78-59	OSU
	Beavers	57-50	UW
2000-01	Huskies	69-67	UW
	Huskies	77-70	OSU
2001-02	Huskies	74-58	OSU
	Beavers	73-71	OT UW
2002-03	Huskies	82-56	UW
	Beavers	100-86	OSU
2003-04	Huskies	87-74	UW
	Beavers	62-59	OSU
2004-05	Huskies	64-75	OSU
	Huskies	53-84	OSU
	Huskies	66-81	SJ(5)

since becoming a member of the Pac-12

2005-06	Huskies	70-53	OSU
	Huskies	66-51	UW
2006-07	Huskies	71-67	OT OSU
	Huskies	70-59	UW
2007-08	Beavers	68-64	OSU
	Huskies	58-53	UW
2008-09	Beavers	69-55	UW
	Beavers	77-63	OSU
2009-10	Huskies	69-64	UW
	Huskies	67-49	OSU
	Beavers	52-42	USC(6)
2010-11	Huskies	55-52	OSU
	Beavers	51-46	UW
2011-12	Beavers	60-55	OSU
	Beavers	78-73	UW
	Huskies	55-49	OSU
2012-13	Huskies	81-77	OT UW
	Huskies	49-44	OSU

OREGON STATE vs. WASHINGTON STATE
Pac-12: Beavers lead series, 34-23

1986-87	Beavers	74-68	WSU
	Beavers	85-68	OSU
1987-88	Beavers	54-53	OSU
	Cougars	77-64	WSU
1988-89	Beavers	66-63	WSU
	Cougars	68-66	OSU
1989-90	Cougars	100-57	WSU
	Beavers	69-63	OSU
1990-91	Cougars	87-63	OSU
	Cougars	61-59	WSU
1991-92	Beavers	81-69	OSU
	Cougars	77-74	WSU
1992-93	Beavers	75-55	OSU
	Cougars	68-67	WSU
1993-94	Cougars	82-77	WSU
	Beavers	81-76	OSU
1994-95	Beavers	80-71	OSU
	Cougars	84-79	WSU
1995-96	Cougars	64-63	WSU
	Beavers	87-50	OSU
1996-97	Beavers	77-58	OSU
	Beavers	67-60	WSU
1997-98	Cougars	69-57	WSU
	Cougars	75-67	OSU
1998-99	Beavers	57-54	OSU
	Cougars	70-52	WSU
1999-00	Beavers	72-52	OSU
	Beavers	65-62	WSU
2000-01	Beavers	64-46	WSU
	Beavers	94-60	OSU
2001-02	Beavers	57-33	OSU
	Beavers	74-52	WSU
2002-03	Beavers	65-62	WSU
	Beavers	62-46	OSU
2003-04	Beavers	62-51	WSU
	Beavers	65-55	OSU
	Beavers	62-42	SJ
2004-05	Beavers	83-55	OSU
	Cougars	63-68	WSU
2005-06	Beavers	68-67	OT OSU
	Beavers	59-50	WSU
	Beavers	77-38	SJ(5)
2006-07	Cougars	58-41	OSU
	Beavers	66-61	WSU
2007-08	Beavers	60-35	OSU
	Cougars	56-52	WSU
2008-09	Cougars	65-52	WSU
	Beavers	52-42	OSU
2009-10	Beavers	63-49	OSU
	Beavers	50-45	WSU
2010-11	Cougars	58-50	OSU
	Cougars	67-64	WSU

2011-12	Cougars	61-54	OT OSU
	Beavers	51-39	WSU
	Cougars	65-56	USC(10)
2012-13	Cougars	76-73	OT WSU
	Cougars	51-49	OSU

STANFORD vs. UCLA
Pac-12: Cardinal leads series, 53-9

1986-87	Cardinal	62-60	STAN
	Bruins	64-49	UCLA
1987-88	Bruins	74-64	UCLA
	Bruins	75-74	STAN
1988-89	Cardinal	73-71	UCLA
	Cardinal	104-66	STAN
1989-90	Cardinal	98-80	UCLA
	Cardinal	91-65	STAN
1990-91	Cardinal	77-69	STAN
	Cardinal	91-77	UCLA
1991-92	Cardinal	95-92	STAN
	Cardinal	92-69	UCLA
1992-93	Cardinal	79-70	STAN
	Cardinal	71-54	UCLA
1993-94	Bruins	80-73	UCLA
	Cardinal	94-82	STAN
1994-95	Cardinal	88-49	STAN
	Cardinal	84-49	UCLA
1995-96	Cardinal	81-77	STAN
	Cardinal	61-59	UCLA
1996-97	Cardinal	74-62	UCLA
	Cardinal	98-68	STAN
1997-98	Cardinal	75-70	UCLA
	Cardinal	105-80	STAN
1998-99	Bruins	80-72	STAN
	Cardinal	87-84	UCLA
1999-00	Cardinal	83-68	STAN
	Bruins	64-61	UCLA
2000-01	Cardinal	60-52	UCLA
	Cardinal	83-69	STAN
2001-02	Cardinal	81-50	STAN
	Cardinal	98-80	UCLA
	Cardinal	96-61	UO(3)
2002-03	Cardinal	80-78	UCLA
	Cardinal	79-61	STAN
	Cardinal	69-64	SJ(3)
2003-04	Cardinal	78-71	OT UCLA
	Cardinal	63-54	STAN
	Cardinal	70-66	SJ(5)
2004-05	Cardinal	100-75	STAN
	Cardinal	81-68	UCLA
2005-06	Cardinal	91-68	STAN
	Bruins	90-80	UCLA
	Bruins	85-76	OT SJ(5)
2006-07	Cardinal	68-59	UCLA
	Cardinal	65-54	STAN
2007-08	Bruins	69-56	UCLA
	Cardinal	75-62	STAN
	Cardinal	78-45	SJ(5)
2008-09	Cardinal	68-51	STAN
	Cardinal	69-58	UCLA
	Cardinal	73-47	USC(6)
2009-10	Cardinal	65-61	UCLA
	Cardinal	74-53	STAN
	Cardinal	70-46	USC(6)
2010-11	Cardinal	64-38	STAN
	Cardinal	67-53	UCLA
	Cardinal	64-55	USC(9)
2011-12	Cardinal	77-50	UCLA
	Cardinal	82-59	STAN
2012-13	Cardinal	75-49	STAN
	Cardinal	68-57	UCLA
	Cardinal	51-49	SEA(12)

STANFORD vs. USC
Pac-12: Cardinal leads series, 50-9

1986-87	Trojans	72-59	STAN
	Trojans	79-57	STAN
1987-88	Trojans	87-69	USC
	Cardinal	77-67	STAN
1988-89	Cardinal	89-50	USC
	Cardinal	100-85	STAN
1989-90	Cardinal	98-64	USC
	Cardinal	86-60	STAN
1990-91	Cardinal	77-69	STAN
	Cardinal	76-58	USC
1991-92	Cardinal	87-72	STAN
	Cardinal	73-51	USC
	Cardinal	82-62	UW(2)
1992-93	Trojans	67-57	USC
	Cardinal	76-67	STAN
1993-94	Trojans	83-71	USC
	Cardinal	80-50	STAN
1994-95	Cardinal	109-53	STAN
	Cardinal	71-52	USC
1995-96	Cardinal	87-66	STAN
	Cardinal	77-54	USC
1996-97	Cardinal	77-76	USC
	Cardinal	103-69	STAN
1997-98	Cardinal	89-55	USC
	Cardinal	91-63	STAN
1998-99	Cardinal	69-49	STAN
	Cardinal	60-59	USC
1999-00	Cardinal	69-56	STAN
	Cardinal	66-64	USC
2000-01	Cardinal	89-75	USC
	Trojans	62-59	STAN
2001-02	Cardinal	78-66	STAN
	Cardinal	78-60	USC
2002-03	Trojans	75-72	USC
	Cardinal	63-55	STAN
2003-04	Trojans	59-56	USC
	Cardinal	75-57	STAN
2004-05	Cardinal	94-58	STAN
	Cardinal	88-62	USC
	Cardinal	73-69	SJ(5)
2005-06	Cardinal	77-56	STAN
	Cardinal	78-69	USC
	Cardinal	73-44	SJ(5)
2006-07	Cardinal	62-46	USC
	Cardinal	56-53	STAN
	Cardinal	67-52	SJ(5)
2007-08	Trojans	73-72	USC
	Cardinal	77-51	STAN
2008-09	Cardinal	81-53	STAN
	Cardinal	85-74	USC
	Cardinal	89-64	USC(6)
2009-10	Cardinal	82-62	USC
	Cardinal	77-39	STAN
2010-11	Cardinal	95-51	STAN
	Cardinal	78-64	USC
2011-12	Cardinal	61-53	USC
	Cardinal	69-52	STAN
2012-13	Cardinal	75-66	STAN
	Cardinal	79-55	USC

STANFORD vs. UTAH
Pac-12: Cardinal leads series, 4-0

2011-12	Cardinal	62-43	UTAH
	Cardinal	69-42	STAN
2012-13	Cardinal	70-56	UTAH
	Cardinal	65-44	STAN

STANFORD vs. WASHINGTON
Pac-12: Cardinal leads series, 41-12

1986-87	Huskies	86-59	UW
	Huskies	67-57	STAN
1987-88	Huskies	77-60	UW
	Cardinal	70-66	STAN
1988-89	Cardinal	72-60	STAN
	Cardinal	69-65	UW
1989-90	Cardinal	102-62	STAN
	Huskies	81-78	UW
1990-91	Cardinal	75-71	UW
	Huskies	69-68	STAN
	Cardinal	73-47	(1)
1991-92	Cardinal	79-69	UW
	Cardinal	83-61	STAN
1992-93	Huskies	73-70	UW
	Cardinal	86-62	STAN
1993-94	Huskies	78-61	UW
	Cardinal	97-70	STAN
1994-95	Cardinal	68-54	STAN
	Cardinal	55-50	UW
1995-96	Cardinal	67-54	STAN
	Cardinal	59-54	UW
1996-97	Cardinal	90-64	UW
	Cardinal	106-76	STAN
1997-98	Cardinal	90-70	STAN
	Cardinal	71-59	UW
1998-99	Cardinal	70-63	UW
	Huskies	74-62	STAN
1999-00	Huskies	85-83	UW
	Cardinal	76-46	STAN
2000-01	Cardinal	76-68	STAN
	Huskies	95-87	UW
2001-02	Cardinal	75-67	UW
	Cardinal	81-65	STAN
2002-03	Cardinal	77-63	STAN
	Huskies	92-68	UW
2003-04	Cardinal	77-69	UW
	Cardinal	85-59	STAN
2004-05	Cardinal	74-61	STAN
	Cardinal	82-60	UW
2005-06	Huskies	77-72	UW
	Cardinal	100-69	STAN
2006-07	Cardinal	77-56	UW
	Cardinal	80-54	STAN
2007-08	Cardinal	77-42	STAN
	Cardinal	73-53	UW
2008-09	Cardinal	112-35	STAN
	Cardinal	76-54	UW
2009-10	Cardinal	66-51	STAN
	Cardinal	58-36	UW
2010-11	Cardinal	80-51	UW
	Cardinal	62-52	STAN
2011-12	Cardinal	65-47	STAN
	Cardinal	76-57	USC(10)
2012-13	Cardinal	71-36	UW

STANFORD vs. WASHINGTON STATE
Pac-12: Cardinal leads series, 53-0

1986-87	Cardinal	71-67	WSU
	Cardinal	73-61	STAN
1987-88	Cardinal	59-54	WSU
	Cardinal	66-53	STAN
1988-89	Cardinal	89-60	STAN
	Cardinal	89-67	WSU
1989-90	Cardinal	92-70	STAN
	Cardinal	90-64	WSU
1990-91	Cardinal	80-74	WSU
	Cardinal	93-63	STAN
1991-92	Cardinal	89-71	WSU
	Cardinal	86-63	STAN
1992-93	Cardinal	78-44	WSU
	Cardinal	100-56	STAN
1993-94	Cardinal	82-67	WSU
	Cardinal	87-58	STAN

since becoming a member of the Pac-12

1994-95	Cardinal	94-59	STAN
	Cardinal	81-47	WSU
1995-96	Cardinal	66-50	STAN
	Cardinal	87-63	WSU
1996-97	Cardinal	84-75	WSU
	Cardinal	82-45	STAN
1997-98	Cardinal	91-53	STAN
	Cardinal	92-74	WSU
1998-99	Cardinal	77-65	WSU
	Cardinal	77-54	STAN
1999-00	Cardinal	83-67	WSU
	Cardinal	78-73	STAN
2000-01	Cardinal	84-67	STAN
	Cardinal	87-78	WSU
2001-02	Cardinal	104-57	WSU
	Cardinal	76-50	STAN
2002-03	Cardinal	85-56	STAN
	Cardinal	84-41	WSU
2003-04	Cardinal	90-69	WSU
	Cardinal	91-67	STAN
2004-05	Cardinal	72-39	STAN
	Cardinal	69-56	WSU
2005-06	Cardinal	76-56	WSU
	Cardinal	78-47	STAN
2006-07	Cardinal	63-55	WSU
	Cardinal	60-34	STAN
2007-08	Cardinal	105-47	STAN
	Cardinal	74-52	WSU
2008-09	Cardinal	102-53	STAN
	Cardinal	76-46	WSU
2009-10	Cardinal	80-43	STAN
	Cardinal	98-67	WSU
2010-11	Cardinal	94-50	WSU
	Cardinal	100-59	STAN
2011-12	Cardinal	75-41	STAN
2012-13	Cardinal	72-50	WSU
	Cardinal	79-60	SEA(12)

UCLA vs. USC
Pac-12: Trojans lead series, 36-20

1986-87	Trojans	76-72	UCLA
	Trojans	81-75	USC
1987-88	Trojans	67-56	UCLA
	Trojans	86-63	USC
1988-89	Bruins	72-62	USC
	Trojans	90-75	UCLA
1989-90	Bruins	83-68	USC
	Bruins	76-72	UCLA
1990-91	Trojans	73-69	UCLA
	Bruins	83-79	USC
1991-92	Trojans	62-60	USC
	Trojans	73-71	USC
1992-93	Trojans	73-60	USC
	Trojans	66-57	UCLA
1993-94	Trojans	85-70	USC
	Trojans	83-66	UCLA
1994-95	Trojans	56-55	UCLA
	Trojans	70-65	USC
1995-96	Trojans	96-77	USC
	Bruins	80-64	UCLA
1996-97	Trojans	60-56	UCLA
	Trojans	87-74	USC
1997-98	Bruins	74-68	USC
	Bruins	87-73	UCLA
1998-99	Bruins	94-53	UCLA
	Bruins	82-64	USC
1999-00	Bruins	82-62	UCLA
	Trojans	69-73	USC
2000-01	Bruins	65-53	UCLA
	Trojans	61-56	USC
2001-02	Trojans	67-57	UCLA
	Trojans	71-58	USC
2002-03	Bruins	72-64	UCLA
	Trojans	72-68	USC
2003-04	Trojans	64-51	USC
	Bruins	68-64	UCLA

2004-05	Bruins	62-61	UCLA
	Trojans	77-80	USC
2005-06	Trojans	73-70	USC
	Trojans	77-73	UCLA
2006-07	Trojans	75-72	UCLA
	Trojans	62-55	USC
2007-08	Trojans	64-56	USC
	Trojans	49-36	UCLA
	Bruins	73-52	SJ(10)
2008-09	Bruins	87-75	UCLA
	Trojans	87-76	USC
2009-10	Trojans	70-63	USC
	Bruins	74-56	UCLA
	Bruins	59-53	USC(6)
2010-11	Bruins	61-42	UCLA
	Bruins	74-67	USC
2011-12	Trojans	47-43	UCLA
	Trojans	66-54	USC
2012-13	Bruins	68-54	USC
	Bruins	63-58	UCLA

UCLA vs. UTAH
Pac-12: Bruins lead series, 3-0

2011-12	Bruins	65-60	UTAH
2012-13	Bruins	70-42	UCLA
	Bruins	54-43	SEA(12)

UCLA vs. WASHINGTON
Pac-12: Huskies lead series, 30-24

1986-87	Huskies	77-64	UW
	Huskies	82-69	UCLA
1987-88	Huskies	82-76	UW
	Huskies	84-70	UCLA
1988-89	Huskies	79-68	UW
	Huskies	64-62	UCLA
1989-90	Huskies	76-63	UCLA
	Huskies	83-68	UW
1990-91	Huskies	75-71	UW
	Huskies	64-54	UCLA
1991-92	Bruins	91-60	UCLA
	Bruins	65-62	UW
1992-93	Bruins	68-59	UCLA
	Huskies	80-72	UW
1993-94	Huskies	86-81	UCLA
	Bruins	65-62	UW
1994-95	Huskies	81-68	UW
	Huskies	57-54	UCLA
1995-96	Huskies	78-66	UCLA
	Huskies	70-48	UW
1996-97	Huskies	98-75	UW
	Huskies	76-75	UCLA
1997-98	Bruins	80-59	UW
	Bruins	96-72	UCLA
1998-99	Bruins	90-53	UCLA
	Huskies	96-85	UW
1999-00	Bruins	90-54	UCLA
	Bruins	85-66	UW
2000-01	Huskies	73-54	UW
	Bruins	81-56	UCLA
2001-02	Huskies	86-53	UW
	Huskies	68-48	UCLA
2002-03	Bruins	72-46	UCLA
	Huskies	111-77	UW
2003-04	Bruins	65-60	UCLA
	Huskies	64-59	UW
2004-05	Bruins	74-62	UW
	Bruins	86-81	UCLA
2005-06	Huskies	96-75	UW
	Bruins	83-75	UCLA
2006-07	Huskies	72-67	UW
	Bruins	73-67	UCLA
2007-08	Bruins	59-57	UW
	Bruins	75-68	UCLA
2008-09	Bruins	74-66	UCLA
	Huskies	59-49	UW

2009-10	Bruins	69-65	UW
	Bruins	73-55	UCLA
2010-11	Bruins	60-48	UW
	Bruins	60-42	UCLA
2011-12	Bruins	79-73	OT UCLA
	Huskies	67-59	UW
2012-13	Bruins	85-68	UCLA
	Bruins	65-61	UW

UCLA vs. WASHINGTON STATE
Pac-12: Bruins lead series, 48-7

1986-87	Bruins	67-63	WSU
	Bruins	81-56	UCLA
1987-88	Cougars	53-52	WSU
	Bruins	74-60	UCLA
1988-89	Bruins	82-69	WSU
	Bruins	91-72	UCLA
1989-90	Bruins	84-74	UCLA
	Cougars	84-72	WSU
1990-91	Cougars	78-77	WSU
	Bruins	78-70	UCLA
1991-92	Bruins	80-75	UCLA
	Bruins	76-68	WSU
1992-93	Bruins	82-75	UCLA
	Bruins	77-74	WSU
1993-94	Bruins	108-76	UCLA
	Bruins	81-74	WSU
1994-95	Cougars	85-80	WSU
	Bruins	71-57	UCLA
1995-96	Bruins	85-75	UCLA
	Cougars	88-81	OT WSU
1996-97	Bruins	77-73	WSU
	Bruins	85-63	UCLA
1997-98	Bruins	76-70	WSU
	Bruins	80-74	UCLA
1998-99	Bruins	100-70	UCLA
	Bruins	104-70	WSU
1999-00	Bruins	87-60	UCLA
	Bruins	96-86	WSU
2000-01	Cougars	74-52	WSU
	Bruins	93-61	UCLA
2001-02	Bruins	76-64	WSU
	Bruins	79-55	UCLA
2002-03	Bruins	93-51	UCLA
	Bruins	86-70	WSU
2003-04	Bruins	78-58	UCLA
	Bruins	78-57	WSU
2004-05	Bruins	89-69	WSU
	Bruins	68-63	UCLA
2005-06	Bruins	73-63	WSU
	Bruins	77-50	UCLA
2006-07	Bruins	74-71	WSU
	Bruins	73-70	UCLA
	Bruins	72-58	SJ(5)
2007-08	Bruins	76-56	WSU
	Bruins	68-56	UCLA
2008-09	Bruins	83-48	UCLA
	Bruins	65-50	WSU
2009-10	Bruins	59-56	WSU
	Bruins	93-58	UCLA
2010-11	Bruins	80-55	WSU
	Bruins	66-48	UCLA
2011-12	Bruins	73-52	UCLA
	Cougars	76-65	WSU
2012-13	Bruins	78-52	UCLA
	Bruins	80-65	WSU

USC vs. UTAH
Pac-12: Utes lead series, 2-0

2011-12	Utes	63-55	UTAH
2012-13	Utes	63-60	USC

USC vs. WASHINGTON

Pac-12: Huskies lead series, 32-27			
1986-87	Huskies	73-61	UW
	Trojans	91-67	USC
1987-88	Huskies	82-80	UW
	Trojans	77-74	USC
1988-89	Huskies	104-73	UW
	Huskies	75-67	USC
1989-90	Huskies	68-47	USC
	Huskies	76-40	UW
1990-91	Huskies	77-63	UW
	Trojans	69-62	USC
1991-92	Trojans	74-67	USC
	Trojans	62-58	UW
1992-93	Trojans	74-61	USC
	Trojans	46-45	UW
1993-94	Trojans	81-70	USC
	Huskies	63-55	UW
1994-95	Huskies	67-53	UW
	Huskies	75-72	USC
1995-96	Huskies	69-67	USC
	Huskies	73-67	UW
1996-97	Trojans	69-68	UW
	Huskies	71-66	USC
1997-98	Huskies	67-60	UW
	Trojans	65-63	USC
1998-99	Huskies	79-71	USC
	Huskies	74-54	UW
1999-00	Trojans	77-66	USC
	Trojans	88-76	OT UW
2000-01	Huskies	91-79	OT UW
	Trojans	88-76	USC
2001-02	Huskies	80-79	OT UW
	Huskies	69-63	USC
	Huskies	97-87	UW (4)
2002-03	Huskies	83-81	OT USC
	Huskies	94-76	UW
	Huskies	64-63	SJ (5)
2003-04	Trojans	70-50	USC
	Huskies	72-70	UW
	Huskies	67-50	SJ(5)
2004-05	Trojans	62-52	UW
	Trojans	73-68	USC
2005-06	Trojans	64-61	UW
	Huskies	87-79	OT2 USC
	Trojans	70-67	SJ(5)
2006-07	Huskies	76-60	UW
	Trojans	78-58	USC
	Trojans	81-77	SJ(5)
2007-08	Huskies	60-45	UW
	Trojans	68-52	USC
2008-09	Trojans	90-82	USC
	Trojans	77-53	UW
2009-10	Trojans	69-65	UW
	Trojans	56-51	USC
2010-11	Trojans	60-51	UW
	Trojans	65-61	OT USC
2011-12	Huskies	67-61	USC
	Trojans	62-55	USC
2012-13	Trojans	81-72	USC
	Huskies	61-58	UW

USC vs. WASHINGTON STATE
Pac-12: Trojans lead series, 43-14

1986-87	Trojans	95-55	WSU
	Trojans	89-55	USC
1987-88	Cougars	77-60	WSU
	Trojans	86-64	USC
1988-89	Cougars	85-69	WSU
	Trojans	87-67	USC
1989-90	Cougars	70-59	USC
	Cougars	73-64	WSU
1990-91	Cougars	74-47	WSU
	Trojans	69-51	USC
1991-92	Trojans	71-65	USC
	Trojans	67-63	WSU

1992-93	Trojans	69-63	USC	1994-95	Huskies	82-64	UW
	Trojans	55-52	WSU		Cougars	72-67	WSU
1993-94	Trojans	101-70	USC	1995-96	Huskies	93-76	WSU
	Trojans	82-62	WSU		Huskies	78-60	UW
1994-95	Cougars	62-61	WSU	1996-97	Huskies	78-56	UW
	Trojans	92-64	USC		Huskies	65-45	WSU
1995-96	Cougars	90-86	USC	1997-98	Huskies	73-58	WSU
	Trojans	87-81	WSU		Huskies	81-63	UW
1996-97	Trojans	70-63	WSU	1998-99	Huskies	91-69	UW
	Trojans	101-59	USC		Huskies	72-70	WSU
1997-98	Trojans	57-48	WSU	1999-00	Huskies	56-55	UW
	Cougars	68-65	USC		Huskies	64-56	WSU
1998-99	Cougars	65-58	USC	2000-01	Huskies	91-71	WSU
	Cougars	61-53	WSU		Huskies	80-64	UW
1999-00	Trojans	71-61	USC	2001-02	Huskies	98-64	UW
	Trojans	62-59	WSU		Huskies	75-68	WSU
2000-01	Cougars	79-78	WSU	2002-03	Huskies	77-69	WSU
	Trojans	84-51	USC		Huskies	73-49	UW
2001-02	Trojans	87-66	WSU	2003-04	Huskies	72-54	UW
	Trojans	79-38	USC		Huskies	82-64	WSU
2002-03	Trojans	92-44	USC	2004-05	Huskies	68-61	WSU
	Trojans	89-36	WSU		Huskies	76-72	UW
	Trojans	53-46	SJ(5)	2005-06	Huskies	73-70	WSU
2003-04	Trojans	82-52	USC		Huskies	83-57	UW
	Trojans	83-47	WSU	2006-07	Huskies	86-64	WSU
2004-05	Trojans	77-75	WSU		Huskies	81-49	UW
	Trojans	69-62	USC	2007-08	Huskies	61-46	WSU
2005-06	Trojans	81-60	WSU		Huskies	84-40	UW
	Trojans	75-67	USC	2008-09	Huskies	71-54	UW
2006-07	Trojans	62-56	WSU		Huskies	62-55	WSU
	Trojans	65-47	USC	2009-10	Huskies	76-70 OT	WSU
2007-08	Trojans	62-58	WSU		Huskies	70-54	UW
	Trojans	64-46	USC	2010-11	Huskies	64-52	UW
2008-09	Trojans	75-57	USC		Huskies	65-48	WSU
	Trojans	68-57	WSU	2011-12	Huskies	60-51	WSU
2009-10	Trojans	61-51	WSU		Huskies	60-56	UW
	Cougars	64-52	USC	2012-13	Huskies	60-53	UW
2010-11	Trojans	72-57	WSU		Huskies	79-72	WSU
	Trojans	74-67	USC				
	Trojans	78-66	USC(8)				
2011-12	Trojans	67-62	USC				
	Trojans	65-54	WSU				
	Trojans	69-55	USC(10)				
2012-13	Trojans	61-59	USC				
	Cougars	57-54	WSU				

UTAH vs. WASHINGTON

Pac-12: Utes lead series, 2-1

2011-12	Utes	49-36	OT	UW
	Huskies	52-39		UW(4)
2012-13	Utes	60-48		UTAH

UTAH vs. WASHINGTON STATE

Pac-12: Series tied, 1-1

2011-12	Cougars	60-43		WSU
2012-13	Utes	59-47		UTAH

WASHINGTON vs. WASHINGTON STATE

Pac-12: Huskies lead series, 50-2

1986-87	Huskies	79-71		UW
	Huskies	91-57		WSU
1987-88	Huskies	81-72		WSU
	Huskies	76-58		UW
1988-89	Huskies	84-64		UW
	Huskies	69-63		WSU
1989-90	Huskies	85-54		WSU
	Huskies	76-57		UW
1990-91	Huskies	77-61		UW
	Huskies	69-56		WSU
1991-92	Huskies	73-68		WSU
	Huskies	80-73		UW
1992-93	Cougars	75-72	OT	UW
	Huskies	77-62		WSU
1993-94	Huskies	85-69		WSU
	Huskies	89-64		UW

(1) NCAA Tournament, Las Vegas, Nev.

(2) NCAA Tournament, Seattle, Wash.

(3) State Farm Pac-10 Tournament, McArthur Court, Eugene, Ore.

(4) Postseason WNIT

(5) State Farm Pac-10 Tournament, HP Pavilion, San Jose, Calif.

(6) State Farm Pac-10 Tournament, Galen Center, Los Angeles, Calif.

(7) Kona Classic, Kona, Hawai'i

(8) Pacific Life Pac-10 Tournament, Galen Center, Los Angeles, Calif.

(9) Pacific Life Pac-10 Tournament, STAPLES CENTER, Los Angeles, Calif.

(10) Pacific Life Pac-12 Tournament, Galen Center, Los Angeles, Calif.

(11) Pacific Life Pac-12 Tournament, STAPLES CENTER, Los Angeles, Calif.

(12) Pac-12 Tournament, KeyArena, Seattle, Wash.

1976-77

- Delta State
- Immaculata
- St. Joseph's
- Cal State Fullerton
- Tennessee
- Tennessee Tech
- Wayland Baptist
- Montclair State
- Stephen F. Austin
- North Carolina State
- Louisiana State
- Baylor
- UCLA**
- Old Dominion
- SE Louisiana
- Maryland
- Michigan State
- Mississippi College
- Southern Connecticut
- Kansas State

1977-78

- Tennessee
- Wayland Baptist
- North Carolina State
- Montclair State
- UCLA**
- Maryland
- Queens College
- Valdosta State
- Delta State
- Louisiana State
- St. Joseph's
- Old Dominion
- Missouri
- Stephen F. Austin
- Texas
- Ohio State
- Penn State
- Southern Connecticut
- Memphis State
- Mississippi

1978-79

- Old Dominion
- Louisiana Tech
- Tennessee
- Texas
- Stephen F. Austin
- UCLA**
- Rutgers
- Maryland
- Cheyney State
- Wayland Baptist
- North Carolina State
- Valdosta State
- Penn State
- Kansas State
- South Carolina
- Northwestern
- Nevada-Las Vegas
- Long Beach State
- Fordham
- Montclair State

1979-80

- Old Dominion
- Tennessee
- Louisiana Tech
- South Carolina
- Stephen F. Austin
- Maryland
- Texas
- Rutgers
- Long Beach State
- North Carolina State
- Kansas
- Cheyney State
- Kansas State
- Kentucky
- Northwestern
- Mercer
- OREGON**
- Central Missouri State
- San Francisco
- Brigham Young

1980-81

- Louisiana Tech
- Tennessee
- Old Dominion
- USC**
- Cheyney State
- Long Beach State
- UCLA**
- Maryland
- Rutgers
- Kansas
- Kentucky
- OREGON**
- North Carolina State
- Stephen F. Austin
- Illinois State
- Texas
- Jackson State
- Minnesota
- OREGON STATE**
- Clemson

1981-82

- Louisiana Tech
- Cheyney State
- Maryland
- Tennessee
- Texas
- USC**
- Old Dominion
- Rutgers
- Long Beach State
- Penn State
- Villanova
- North Carolina State
- Kentucky
- Kansas State
- South Carolina
- Drake
- Memphis State
- ARIZONA STATE**
- OREGON**
- Missouri

1982-83

- Louisiana Tech
- USC**
- Texas
- Old Dominion
- Cheyney State
- Maryland
- Long Beach State
- Georgia
- Tennessee
- Penn State
- Kentucky
- ARIZONA STATE**
- Mississippi
- Auburn
- Missouri
- North Carolina State
- Kansas State
- North Carolina
- OREGON STATE**
- Louisiana State

1983-84

- Texas
- Louisiana Tech
- Georgia
- Old Dominion
- USC**
- Long Beach State
- Kansas State
- Louisiana State
- Cheyney State
- Mississippi
- Missouri
- Alabama
- Northeast Louisiana
- North Carolina
- Tennessee
- North Carolina State
- Maryland
- Virginia
- Ohio State
- Tenn.-Chattanooga

1984-85

- Texas
- Northeast Louisiana
- Long Beach State
- Louisiana Tech
- Old Dominion
- Mississippi
- Ohio State
- Georgia
- Penn State
- Auburn
- WASHINGTON**
- North Carolina State
- Tennessee
- Western Kentucky
- USC**
- Nevada-Las Vegas
- St. Joseph's
- UCLA**
- Texas Tech
- San Diego State

1985-86

- Texas
- Georgia
- USC**
- Louisiana Tech
- Western Kentucky
- Virginia
- Auburn
- Long Beach State
- Louisiana State
- Rutgers
- Mississippi
- Ohio State
- Penn State
- Iowa
- Tennessee
- North Carolina
- James Madison
- Southern Illinois
- Oklahoma
- Vanderbilt

1986-87

- Texas
- Auburn
- Louisiana Tech
- Long Beach State
- Rutgers
- Georgia
- Tennessee
- Mississippi
- Iowa
- Ohio State
- James Madison
- North Carolina State
- Ohio State
- Louisiana State
- Penn State
- Southern Illinois
- Villanova
- Vanderbilt
- USC**
- WASHINGTON**

1987-88

- Tennessee
- Iowa
- Auburn
- Texas
- Louisiana Tech
- Ohio State
- Long Beach State
- Rutgers
- Maryland
- Virginia
- WASHINGTON**
- Mississippi
- STANFORD**
- James Madison
- USC**
- Montana
- Georgia
- New Mexico State
- Stephen F. Austin
- La Salle

1988-89

- Tennessee
- Auburn
- Louisiana Tech
- STANFORD**
- Maryland
- Texas
- Long Beach State
- Iowa
- Colorado
- Georgia
- Stephen F. Austin
- Mississippi
- North Carolina State
- Ohio State
- Purdue
- Nevada-Las Vegas
- South Carolina
- La Salle
- Western Kentucky
- Old Dominion

1989-90

- Louisiana Tech
- STANFORD**
- WASHINGTON**
- Tennessee
- Nevada-Las Vegas
- Stephen F. Austin
- Georgia
- Texas
- Auburn
- Iowa
- North Carolina State
- Virginia
- Northwestern
- Long Beach State
- Purdue
- Hawaii
- Northern Illinois
- Providence
- South Carolina
- Southern Mississippi
- Tennessee Tech
- Arkansas
- Louisiana State
- Mississippi
- St. Joseph's

1990-91

- Penn State
- Virginia
- Georgia
- Tennessee
- Purdue
- Auburn
- North Carolina State
- Louisiana State
- Arkansas
- Western Kentucky
- STANFORD**
- WASHINGTON**
- Connecticut
- Stephen F. Austin
- Providence
- Texas
- Nevada-Las Vegas
- Long Beach State
- Mississippi
- Rutgers
- Clemson
- Northwestern
- Iowa
- Lamar
- Oklahoma State

1991-92

- Virginia
- Tennessee
- STANFORD**
- Stephen F. Austin
- Mississippi
- Miami (Fla.)
- Iowa
- Maryland
- Penn State
- SW Missouri State
- Purdue
- Texas Tech
- Vanderbilt
- West Virginia
- Western Kentucky
- George Washington
- Kansas
- Alabama
- Texas
- Clemson
- Creighton
- Houston
- USC**
- Colorado
- UC Santa Barbara
- Vermont

1992-93

- Vanderbilt
- Tennessee
- Ohio State
- Iowa
- Texas Tech
- STANFORD**
- Auburn
- Penn State
- Virginia
- Colorado
- Maryland
- Stephen F. Austin
- Western Kentucky
- Louisiana Tech
- USC**
- Texas
- North Carolina
- Vermont
- Bowling Green
- Miami (Fla.)
- Georgia
- Nebraska
- Hawaii
- Kansas
- Northern Illinois
- Oklahoma State

1993-94

- Tennessee
- Penn State
- Connecticut
- North Carolina
- Colorado
- Louisiana Tech
- USC**
- Purdue
- Texas Tech
- Virginia
- STANFORD**
- Vanderbilt
- Iowa
- Seton Hall
- Kansas
- Alabama
- Montana
- WASHINGTON**
- Florida International
- Florida
- Boise State
- Southern Mississippi
- Mississippi
- Bowling Green
- Texas

1994-95

- Connecticut
- Colorado
- Tennessee
- STANFORD**
- Texas Tech
- Vanderbilt
- Penn State
- Louisiana Tech
- Western Kentucky
- Virginia
- North Carolina
- Georgia
- Alabama
- WASHINGTON**
- Arkansas
- Purdue
- Florida
- George Washington
- Mississippi
- Duke
- OREGON STATE**
- San Diego State
- Kansas
- North Carolina State
- Old Dominion

1995-96

- Louisiana Tech
- Connecticut
- STANFORD**
- Tennessee
- Georgia
- Old Dominion
- Iowa
- Penn State
- Texas Tech
- Alabama
- Virginia
- Vanderbilt
- Duke
- Clemson
- Purdue
- Florida
- Colorado
- Wisconsin
- Auburn
- Kansas
- Notre Dame
- OREGON STATE**
- North Carolina State
- Mississippi
- Texas A&M

1996-97

- Connecticut
- Old Dominion
- STANFORD**
- North Carolina
- Louisiana Tech
- Georgia
- Florida
- Alabama
- Louisiana State
- Tennessee
- Kansas
- Virginia
- Auburn
- Texas
- Notre Dame
- Illinois
- Texas Tech
- Colorado
- Stephen F. Austin
- Vanderbilt
- Clemson
- George Washington
- Tulane
- Michigan State
- Western Kentucky

1997-98

1. Tennessee
2. Old Dominion
3. Connecticut
4. Louisiana Tech
5. **STANFORD**
6. Texas Tech
7. North Carolina
8. Duke
9. **ARIZONA**
10. North Carolina State
11. Alabama
12. Fla. International
13. Florida
14. Clemson
15. W. Kentucky
16. Illinois
17. Virginia
18. Vanderbilt
19. Stephen F. Austin
20. Hawaii
21. Purdue
22. Drake
23. Iowa
24. Iowa St.
25. **UCLA**

1998-99

1. Purdue
2. Tennessee
3. Louisiana Tech
4. Connecticut
5. Old Dominion
6. Texas Tech
7. Colorado State
8. Notre Dame
9. Rutgers
- 10t. Clemson
- 10t. Duke
12. Georgia
13. Virginia Tech
14. North Carolina
15. **UCLA**
16. **OREGON**
17. UC Santa Barbara
18. Penn State
19. Iowa State
20. Virginia
21. Louisiana State
22. Alabama
23. Tulane
24. Florida International
25. Toledo

1999-00

1. Connecticut
2. Tennessee
3. Louisiana Tech
4. Georgia
5. Notre Dame
6. Penn State
7. Iowa State
8. Rutgers
9. UC Santa Barbara
10. Duke
11. Texas Tech
12. Mississippi State
13. Purdue
14. Old Dominion
15. LSU
16. Auburn
17. Boston College
18. Oklahoma
19. Virginia
20. **OREGON**
21. **ARIZONA**
22. Tulane
23. North Carolina State
24. Xavier
25. Michigan

2000-01

1. Connecticut
2. Notre Dame
3. Tennessee
4. Georgia
5. Duke
6. Louisiana Tech
7. Oklahoma
8. Iowa State
9. Purdue
10. Vanderbilt
11. Rutgers
12. Xavier
13. Texas Tech
14. Florida
15. SW Missouri State
16. Iowa
17. Utah
18. Louisiana State
19. North Carolina State
20. Colorado
21. Penn State
22. Clemson
23. Baylor
24. Wisconsin
- 25t. **ARIZONA STATE**
- 25t. Virginia Tech

2001-02

1. Connecticut
2. Oklahoma
3. Duke
4. Vanderbilt
5. **STANFORD**
6. Tennessee
7. Baylor
8. Louisiana Tech
9. Purdue
10. Iowa State
11. Kansas State
12. Colorado
13. South Carolina
14. Texas
15. Old Dominion
16. North Carolina
17. Texas Tech
18. Minnesota
19. Cincinnati
20. Colorado State
21. Boston College
22. Louisiana Tech
23. Florida International
- 24t. Florida
- 24t. Penn State

2002-03

1. Connecticut
2. Duke
3. Louisiana State
4. Tennessee
5. Texas
6. Louisiana Tech
7. Texas Tech
8. Kansas State
9. **STANFORD**
10. Purdue
11. Villanova
12. North Carolina
13. Mississippi State
14. Vanderbilt
15. Penn State
16. South Carolina
17. Minnesota
18. UC Santa Barbara
19. Georgia
20. Ohio State
21. Wisconsin-Green Bay
22. **ARIZONA**
23. Rutgers
24. Arkansas
- 25t. Boston College
- 25t. George Washington

2003-04

1. Duke
2. Tennessee
3. Purdue
4. Texas
5. Penn State
6. Connecticut
7. Louisiana Tech
8. Kansas State
9. Houston
10. **STANFORD**
11. Oklahoma
12. North Carolina
13. Vanderbilt
14. Texas Tech
15. Baylor
16. Georgia
17. Colorado
18. Boston College
19. Louisiana State
20. TCU
21. Ohio State
22. Auburn
23. Michigan State
24. Minnesota
25. Villanova

2004-05

1. **STANFORD**
2. LSU
3. Tennessee
4. North Carolina
5. Duke
6. Baylor
7. Michigan State
8. Ohio State
9. Rutgers
10. Notre Dame
11. Texas
12. Minnesota
13. Connecticut
14. Texas Tech
15. Temple
16. DePaul
17. Kansas State
18. Iowa State
19. Vanderbilt
20. North Carolina State
21. Georgia
22. Penn State
23. Boston College
24. Wisconsin-Green Bay
25. TCU

2005-06

1. North Carolina
2. Ohio State
3. Maryland
4. Duke
5. LSU
6. Tennessee
7. Oklahoma
8. Connecticut
9. Rutgers
10. Baylor
11. Purdue
12. Georgia
- t13. **STANFORD**
- t13. DePaul
15. **ARIZONA STATE**
16. Michigan State
17. Louisiana Tech
18. Utah
19. Temple
20. Texas A&M
21. **UCLA**
22. BYU
23. Bowling Green
24. New Mexico
25. Minnesota

2006-07

1. Duke
2. Connecticut
3. North Carolina
4. Tennessee
5. Ohio State
6. **STANFORD**
7. Maryland
8. **ARIZONA STATE**
9. Vanderbilt
10. LSU
11. Oklahoma
12. Purdue
13. Texas A&M
14. Georgia
15. George Washington
16. Middle Tennessee State
17. N.C. State
18. Baylor
19. Rutgers
20. Bowling Green
21. Marquette
22. Wisconsin Green Bay
23. Louisville
24. Michigan State
25. Montana

2007-08

1. Connecticut
2. North Carolina
3. Tennessee
4. **STANFORD**
5. Maryland
6. LSU
7. Rutgers
8. Texas A&M
9. Duke
10. **CALIFORNIA**
11. Old Dominion
12. Baylor
13. Oklahoma State
14. Oklahoma
15. Notre Dame
16. Kansas State
17. West Virginia
18. Utah
19. Louisville
20. George Washington
21. Vanderbilt
22. Marist
23. UTEP
24. Virginia
25. Ohio State

2008-09

1. Connecticut
2. **STANFORD**
3. Maryland
4. Oklahoma
5. Baylor
6. Duke
7. Louisville
8. Auburn
9. Texas A&M
10. Ohio State
11. North Carolina
12. Florida State
13. **CALIFORNIA**
14. Vanderbilt
15. Pittsburgh
16. South Dakota State
17. Iowa State
18. Tennessee
19. **ARIZONA STATE**
20. Xavier
21. Kansas State
22. Florida
23. Notre Dame
24. Virginia
25. Texas

2009-10

1. Connecticut
2. **STANFORD**
3. Tennessee
4. Nebraska
5. Xavier
6. Duke
7. Notre Dame
8. Ohio State
9. Texas A&M
10. West Virginia
11. Florida State
12. Oklahoma
13. Georgetown
14. Baylor
15. St. John's
16. Iowa State
17. Texas
18. Gonzaga
19. Kentucky
20. Oklahoma State
21. LSU
22. **UCLA**
23. Georgia
24. Michigan State
25. Hartford

2010-11

1. Connecticut
2. **STANFORD**
3. Baylor
4. Tennessee
5. Xavier
6. Duke
7. **UCLA**
8. Texas
9. DePaul
10. Notre Dame
11. Miami (Fla.)
12. Michigan State
13. Green Bay
14. North Carolina
15. Florida State
16. Maryland
17. Kentucky
18. Ohio State
19. Marist
20. Gonzaga
21. Oklahoma
22. Houston
23. Georgetown
24. Georgia Tech
25. Marquette

2011-12

1. Baylor
2. **STANFORD**
3. Connecticut
4. Notre Dame
5. Maryland
6. Duke
7. Delaware
8. Miami (Fla.)
9. Tennessee
10. UW-Green Bay
11. Penn State
12. Kentucky
13. Purdue
14. St. John's
15. Georgia Tech
16. Ohio State
17. Nebraska
18. Georgetown
19. Louisville
20. Georgia
21. St. Bonaventure
22. Texas A&M
23. Rutgers
24. Princeton
25. South Carolina

**PAC-12 TEAMS
IN THE FINAL
RANKINGS**

ASSOCIATED PRESS

Stanford.....	24
UCLA.....	12
Colorado.....	11
USC.....	11
Washington.....	7
Arizona State.....	6
Oregon.....	5
Arizona.....	4
Oregon State.....	4
California.....	3
Utah.....	3
Washington State.....	0

**ESPN/USA TODAY/
WBCA**

Stanford.....	23
Colorado.....	10
Washington.....	7
USC.....	7
UCLA.....	7
Arizona State.....	4
California.....	3
Arizona.....	2
Oregon.....	2
Utah.....	2
Oregon State.....	1
Washington State.....	0

2012-13

1. Baylor
2. Notre Dame
3. Connecticut
4. STANFORD
5. Duke
6. CALIFORNIA
7. Kentucky
8. Penn State
9. Texas A&M
10. Tennessee
11. UCLA
12. Maryland
13. North Carolina
14. Georgia
15. Delaware
16. Louisville
17. South Carolina
18. Dayton
19. COLORADO
20. Green Bay
21. Purdue
22. Syracuse
23. Iowa State
24. Nebraska
25. Florida State

1985-86

1. Texas
2. **USC**
3. Western Kentucky
4. Georgia
5. Tennessee
6. Mississippi
7. Louisiana Tech
8. Louisiana State
9. Auburn
10. Rutgers
11. Northeast Louisiana
12. Long Beach State
13. Penn State
14. Virginia
15. North Carolina
16. James Madison
17. Ohio State
18. Oklahoma
19. Iowa
20. Montana
21. Texas Tech
22. Southern Illinois
23. Drake
24. St. Joseph's
25. Vanderbilt

1986-87

1. Tennessee
2. Louisiana Tech
3. Texas
4. Long Beach State
5. Rutgers
6. Auburn
7. Iowa
8. Ohio State
9. Georgia
10. Virginia
11. Mississippi
12. North Carolina State
13. Southern Illinois
14. **USC**
15. James Madison
16. Penn State
17. Old Dominion
18. **WASHINGTON**
19. Louisiana State
20. **OREGON**
21. Vanderbilt
22. Villanova
23. Western Kentucky
24. St. Joseph's
25. Drake

1987-88

1. Louisiana Tech
2. Auburn
3. Tennessee
4. Long Beach State
5. Texas
6. Iowa
7. Virginia
8. Maryland
9. Ohio State
10. Georgia
11. Rutgers
12. Mississippi
13. **USC**
14. **STANFORD**
15. James Madison
16. **WASHINGTON**
17. Montana
18. Stephen F. Austin
19. Western Kentucky
20. Clemson
21. St. Joseph's
22. DePaul
23. New Mexico State
24. South Carolina
25. Houston

1988-89

1. Tennessee
2. Auburn
3. Maryland
4. Louisiana Tech
5. **STANFORD**
6. Texas
7. Long Beach State
8. Mississippi
9. Ohio State
10. North Carolina State
11. Iowa
12. Nevada-Las Vegas
13. Clemson
14. Louisiana State
15. Virginia
16. Stephen F. Austin
17. Purdue
18. Georgia
19. Colorado
20. Rutgers
21. Old Dominion
22. South Carolina
23. St. Joseph's
24. Tennessee Tech
25. James Madison

1989-90

1. **STANFORD**
2. Auburn
3. Virginia
4. Louisiana Tech
5. Tennessee
6. Texas
7. **WASHINGTON**
8. Arkansas
9. Stephen F. Austin
10. North Carolina State
11. Providence
12. Mississippi
13. Georgia
14. Purdue
15. UNLV
16. South Carolina
17. Vanderbilt
18. Iowa
19. Clemson
20. Long Beach State
21. Northern Illinois
22. Northwestern
23. Southern Mississippi
24. Hawaii
25. Tennessee Tech

1990-91

1. Tennessee
2. Virginia
3. **STANFORD**
4. Connecticut
5. Auburn
6. Georgia
7. Lamar
8. Clemson
9. Penn State
10. North Carolina State
11. Western Kentucky
12. Arkansas
13. **WASHINGTON**
14. Purdue
15. James Madison
16. Oklahoma State
17. Long Beach State
18. Louisiana State
19. Stephen F. Austin
20. Vanderbilt
21. Iowa
22. UNLV
23. Northwestern
24. Providence
25. Texas

1991-92

1. **STANFORD**
2. Virginia
3. Western Kentucky
4. SW Missouri State
5. Tennessee
6. Mississippi
7. Vanderbilt
8. Maryland
9. Miami (Fla.)
10. Iowa
11. West Virginia
12. **USC**
13. Stephen F. Austin
14. Penn State
15. Texas Tech
16. Purdue
17. Alabama
18. **UCLA**
19. Clemson
20. George Washington
21. UC Santa Barbara
22. Vermont
23. Texas
24. Creighton
25. Kansas

1992-93

1. Texas Tech
2. Ohio State
3. Iowa
4. Vanderbilt
5. Tennessee
6. Virginia
7. **STANFORD**
8. Louisiana Tech
9. Colorado
10. Auburn
11. Stephen F. Austin
12. Western Kentucky
13. Penn State
14. **USC**
15. North Carolina
16. Georgetown
17. SW Missouri State
18. Maryland
19. Texas
20. Miami (Fla.)
21. Georgia
22. Nebraska
23. Vermont
24. Hawaii
25. Alabama

1993-94

1. North Carolina
2. Louisiana Tech
3. Purdue
4. Alabama
5. Tennessee
6. Penn State
7. Connecticut
8. **STANFORD**
9. **USC**
10. Colorado
11. Texas Tech
12. Virginia
13. Vanderbilt
14. Seton Hall
15. Iowa
16. Southern Mississippi
17. Kansas
18. Montana
19. Texas A&M
20. Mississippi
21. **WASHINGTON**
22. Clemson
23. Texas
24. Florida International
25. Florida

1994-95

1. Connecticut
2. Tennessee
3. **STANFORD**
4. Georgia
5. Colorado
6. Virginia
7. Texas Tech
8. Vanderbilt
9. Purdue
10. Louisiana Tech
11. North Carolina
12. Western Kentucky
13. **WASHINGTON**
14. Alabama
15. George Washington
16. Penn State
17. Duke
18. Florida
19. NC State
20. Arkansas
21. **OREGON STATE**
22. Mississippi
23. Kansas
24. Drake
25. Montana

1995-96

1. Tennessee
2. Georgia
3. Connecticut
4. **STANFORD**
5. Louisiana Tech
6. Virginia
7. Vanderbilt
8. Auburn
9. Iowa
10. Old Dominion
11. Alabama
12. Texas Tech
13. Penn State
14. Stephen F. Austin
15. Kansas
16. San Francisco
17. Clemson
18. Colorado
19. Duke
20. Wisconsin
21. Notre Dame
22. Florida
23. DePaul
24. Colorado State
25. Texas

1996-97

1. Tennessee
2. Old Dominion
3. **STANFORD**
4. Connecticut
5. Notre Dame
6. Florida
7. Georgia
8. Louisiana Tech
9. North Carolina
10. George Washington
11. Alabama
12. Louisiana State
13. Illinois
14. Virginia
15. Colorado
16. Kansas
17. Vanderbilt
18. Texas
19. Texas Tech
20. Auburn
21. Michigan State
22. Stephen F. Austin
23. Purdue
24. Tulane
25. Clemson

1997-98

1. Tennessee
2. Louisiana Tech
3. North Carolina
4. NC State
5. Connecticut
6. Old Dominion
7. Arkansas
8. Duke
9. **ARIZONA**
10. Texas Tech
11. Purdue
12. Florida
13. Alabama
14. Illinois
15. **STANFORD**
16. Rutgers
17. Notre Dame
18. Florida International
19. Western Kentucky
20. **UCLA**
21. Clemson
22. Kansas
23. Virginia
24. Iowa State
25. Vanderbilt

1998-99

1. Purdue
2. Duke
3. Louisiana Tech
4. Tennessee
5. Georgia
6. Rutgers
7. **UCLA**
8. Connecticut
9. Texas Tech
10. Old Dominion
11. Iowa State
12. Colorado State
13. Clemson
14. Virginia Tech
15. North Carolina
16. Louisiana State
17. Notre Dame
18. Penn State
19. **OREGON**
- 20t. SW Missouri State
- 20t. Virginia
22. Kansas
23. UC Santa Barbara
24. Xavier
25. Alabama

1999-00

1. Connecticut
2. Tennessee
3. Penn State
4. Rutgers
5. Georgia
6. Louisiana Tech
7. Texas Tech
8. LSU
9. Notre Dame
10. Iowa State
11. Duke
12. Old Dominion
13. Oklahoma
14. Virginia
15. Mississippi State
16. Purdue
17. Boston College
18. North Carolina
19. Auburn
20. **ARIZONA**
21. UC Santa Barbara
22. UAB
23. NC State
24. Tulane
25. Vanderbilt

2000-01

1. Notre Dame
2. Purdue
3. Connecticut
4. SW Missouri State
5. Tennessee
6. Louisiana Tech
7. Vanderbilt
8. Duke
9. Xavier
10. Oklahoma
11. Texas Tech
12. Iowa State
13. Georgia
14. **WASHINGTON**
15. Utah
16. NC State
17. Rutgers
18. Florida
19. Missouri
20. Louisiana State
21. Clemson
22. Colorado
23. Villanova
24. Florida State

2001-02

1. Connecticut
2. Oklahoma
3. Tennessee
4. Duke
5. Vanderbilt
6. South Carolina
7. Old Dominion
8. **STANFORD**
9. Colorado
10. Kansas State
11. North Carolina
12. Texas Tech
13. Texas
14. Purdue
15. Baylor
16. Iowa State
17. Brigham Young
18. Penn State
19. Louisiana Tech
20. Drake
21. Minnesota
22. Louisiana State
23. Cincinnati
24. Colorado State
25. TCU

2002-03

1. Connecticut
2. Tennessee
3. Texas
4. Duke
5. LSU
6. Texas Tech
7. Purdue
8. Villanova
9. Louisiana Tech
10. Kansas State
11. Georgia
12. Penn State
13. Minnesota
14. **STANFORD**
15. North Carolina
16. Mississippi State
17. Boston College
18. South Carolina
19. Colorado
20. Vanderbilt
21. Notre Dame
22. UC Santa Barbara
23. New Mexico
24. Wisconsin-Green Bay
25. Arkansas

MOST NO. 1 FINAL RANKINGS

AP	WBCA
Connecticut 10	Tennessee 8
Louisiana Tech 5	Connecticut 6
Tennessee 5	STANFORD 2
Texas 4	Baylor 2
Baylor 2	Louisiana Tech 1
Old Dominion 2	North Carolina 1
Duke 2	Notre Dame 1
Delta State 1	Purdue 1
North Carolina 1	Texas 1
Penn State 1	Texas A&M 1
Purdue 1	Texas Tech 1
STANFORD 1	
Vanderbilt 1	
Virginia 1	

2003-04

1. Connecticut
2. Tennessee
3. LSU
4. Minnesota
5. Duke
6. Penn State
7. **STANFORD**
8. Georgia
9. Purdue
10. Texas
11. Baylor
12. Louisiana Tech
13. Vanderbilt
14. Boston College
15. Kansas State
16. Houston
17. Texas Tech
18. Oklahoma
19. UC Santa Barbara
20. Notre Dame
21. North Carolina
22. TCU
23. Auburn
24. Colorado
25. DePaul

2004-05

1. Baylor
2. Michigan State
3. LSU
4. Tennessee
5. **STANFORD**
6. North Carolina
7. Rutgers
8. Duke
9. Ohio State
10. Connecticut
11. Minnesota
12. Texas Tech
13. Georgia
14. Vanderbilt
15. Notre Dame
16. **ARIZONA STATE**
17. Texas
18. Temple
19. Kansas State
20. DePaul
21. Liberty
22. **USC**
23. Boston College
24. Maryland
25. Iowa State

2005-06

1. Maryland
2. Duke
3. North Carolina
4. LSU
5. Tennessee
6. Connecticut
7. **STANFORD**
8. Oklahoma
9. Rutgers
10. Ohio State
11. Purdue
12. Utah
13. Georgia
14. Baylor
15. DePaul
16. Michigan State
17. **ARIZONA STATE**
18. **UCLA**
19. Boston College
20. BYU
21. New Mexico
22. Vanderbilt
23. Temple
24. Louisiana Tech
25. George Washington

2006-07

1. Tennessee
2. Rutgers
3. North Carolina
4. LSU
5. Connecticut
6. Duke
7. Purdue
8. **ARIZONA STATE**
9. Oklahoma
10. Mississippi
11. George Washington
12. NC State
13. Georgia
14. Maryland
15. Bowling Green
16. **STANFORD**
17. Vanderbilt
18. Ohio State
19. Florida State
20. Baylor
21. Texas A&M
22. Marist
23. Middle Tennessee
24. Louisville
25. Michigan State

2007-08

1. Tennessee
2. **STANFORD**
3. Connecticut
4. LSU
5. North Carolina
6. Rutgers
7. Maryland
8. Texas A&M
9. Duke
10. Old Dominion
11. Oklahoma State
12. Louisville
13. Notre Dame
14. George Washington
15. Vanderbilt
16. Pittsburgh
17. Baylor
18. **CALIFORNIA**
19. Oklahoma
20. West Virginia
21. Kansas State
22. Virginia
23. Marist
24. Georgia
25. Texas-El Paso

2008-09

1. Connecticut
2. Louisville
3. **STANFORD**
4. Oklahoma
5. Maryland
6. Baylor
7. Texas A&M
8. Vanderbilt
9. Ohio State
10. **CALIFORNIA**
11. Iowa State
12. **ARIZONA STATE**
13. Auburn
14. Duke
15. Pittsburgh
16. Purdue
17. North Carolina
18. Florida State
19. South Dakota State
20. Kansas State
21. Rutgers
22. Michigan State
23. Florida
24. Virginia
25. Xavier

2009-10

1. Connecticut
2. **STANFORD**
3. Oklahoma
4. Baylor
5. Xavier
6. Duke
7. Nebraska
8. Tennessee
- 9t. Kentucky
- 9t. Florida State
11. Notre Dame
12. Gonzaga
13. Iowa State
14. Texas A&M
15. Ohio State
16. West Virginia
17. Georgetown
18. St. John's
19. Georgia
20. San Diego State
21. Mississippi State
22. Oklahoma State
23. **UCLA**
24. Vanderbilt
- 25t. LSU
- 25t. Texas

2010-11

1. Texas A&M
2. Notre Dame
3. Connecticut
4. **STANFORD**
5. Baylor
6. Tennessee
7. Duke
8. Gonzaga
9. Green Bay
10. DePaul
11. Xavier
12. North Carolina
13. **UCLA**
14. Georgetown
15. Oklahoma
16. Miami (Fla.)
17. Ohio State
18. Michigan State
19. Louisville
20. Florida State
21. Marist
22. Kentucky
23. Maryland
24. Georgia
25. Marquette

2011-12

1. Baylor
2. Notre Dame
3. **STANFORD**
4. Connecticut
5. Maryland
6. Duke
7. Tennessee
8. Kentucky
9. Penn State
10. Georgia Tech
11. Miami (Fla.)
12. Texas A&M
13. UW-Green Bay
14. Delaware
15. St. John's
16. Louisville
17. Georgetown
18. Purdue
19. Gonzaga
20. Georgia
21. South Carolina
22. Ohio State
23. St. Bonaventure
24. DePaul
25. Kansas

2012-13

1. Connecticut
2. Notre Dame
3. Louisville
4. Baylor
5. **CALIFORNIA**
6. Duke
7. **STANFORD**
8. Kentucky
9. Tennessee
10. Georgia
11. Maryland
12. Penn State
13. Delaware
14. Texas A&M
15. **UCLA**
- T16. Dayton
- T16. South Carolina
18. Nebraska
19. North Carolina
20. Purdue
21. LSU
22. Iowa State
23. Oklahoma
24. Green Bay
25. Kansas

PAC-12 IN THE NCAA TOURNAMENT

School	Years	Won	Lost	Pct.	Last	Place		
						1st	2nd	3rd
Arizona (1997-00, 03-05)	7	6	7	.462	2005	0	0	0
Arizona State (1982-83, 92, 01-02, 05-09)	10	13	10	.591	2009	0	0	0
California (1990, 92-93, 06-09, 12-13)	9	9	9	.500	2013	0	0	1
Colorado (1988-89, 92-97, 01-04, 13)	13	17	13	.567	2013	0	0	0
Oregon (1982, 84, 87, 94-01, 05)	12	5	12	.294	2005	0	0	0
Oregon State (1983-84, 94-96)	5	2	5	.286	1996	0	0	0
Stanford (1982, 88-13)	27	71	25	.740	2013	2	2	7
UCLA (1983, 85, 90, 92, 98-99, 04, 06, 10-11, 13)	12	11	12	.478	2013	0	0	0
USC (1982-88, 91-95, 97, 05)	15	29	13	.690	2006	2	1	0
Utah (1983, 86, 89-91, 95-98, 00-01, 03, 05-06, 09-11)	17	9	17	.346	2011	0	0	0
Washington (1985-91, 93-95, 97-98, 01, 03, 07)	16	15	16	.483	2007	0	0	0
Washington State (1991)	1	0	1	.000	1991	0	0	0
Pac-12 Total		187	139	.574		4	3	8



NCAA First & Second Rounds • March 22-25

Alaska Airlines, Seattle, Wash.
Pauley Pavilion, Los Angeles, Calif.

NCAA Regionals • March 29-April 1

Stanford Regional • Maples Pavilion, Stanford, Calif.

* specific dates will be announced at a later date.

YEAR-BY-YEAR SUMMARY

YEAR	TEAM	W-L	FINISH	YEAR	TEAM	W-L	FINISH	YEAR	TEAM	W-L	FINISH
1981-82	Arizona State	1-1	—	1993-94	Colorado	2-1	—	2002-03	Arizona	0-1	—
	Oregon	0-1	—		Oregon	1-1	—		Colorado	2-1	—
	Stanford	0-1	—		Oregon State	0-1	—		Stanford	1-1	—
	USC	2-1	—		Stanford	3-1	—		Utah	1-1	—
1982-83	Arizona State	1-1	—		USC	3-1	—		Washington	0-1	—
	Oregon State	1-1	—		Washington	1-1	—	2003-04	Arizona	0-1	—
	UCLA	0-1	—	1994-95	Colorado	3-1	—		Colorado	0-1	—
	USC	5-0	1st		Oregon	0-1	—		Stanford	3-1	—
	Utah	0-1	—		Oregon State	1-1	—		UCLA	0-1	—
1983-84	Oregon	0-1	—		Stanford	4-1	T3rd	2004-05	Arizona	1-1	—
	Oregon State	0-1	—		USC	0-1	—		Arizona State	2-1	—
	USC	5-0	1st		Utah	0-1	—		Oregon	1-1	—
1984-85	UCLA	1-1	—		Washington	2-1	—		Stanford	3-1	—
	USC	1-1	—	1995-96	Colorado	1-1	—		USC	1-1	—
	Washington	0-1	—		Oregon	0-1	—		Utah	1-1	—
1985-86	USC	4-1	2nd		Oregon State	0-1	—	2005-06	Arizona State	1-1	—
	Washington	1-1	—		Stanford	4-1	T3rd		California	0-1	—
	Utah	0-1	—		Utah	0-1	—		Stanford	3-1	—
1986-87	Oregon	1-1	—	1996-97	Arizona	1-1	—		UCLA	1-1	—
	USC	1-1	—		Colorado	2-1	—		USC	1-1	—
	Washington	1-1	—		Oregon	1-1	—		Utah	3-1	—
1987-88	Colorado	1-1	—		Stanford	4-1	T3rd		Washington	1-1	—
	Stanford	1-1	—		USC	1-1	—	2006-07	Arizona State	3-1	—
	USC	1-1	—		Utah	1-1	—		California	0-1	—
	Washington	1-1	—		Washington	0-1	—		Stanford	1-1	—
1988-89	Colorado	0-1	—	1997-98	Arizona	2-1	—		Washington	0-1	—
	Stanford	2-1	—		Oregon	0-1	—	2007-08	Arizona State	1-1	—
	Utah	0-1	—		Stanford	0-1	—		California	1-1	—
	Washington	1-1	—		UCLA	1-1	—		Stanford	5-1	2nd
1989-90	California	0-1	—		Utah	0-1	—		Utah	0-1	—
	Stanford	5-0	1st		Washington	0-1	—	2008-09	Arizona State	3-1	—
	UCLA	0-1	—	1998-99	Arizona	1-1	—		California	2-1	—
	Utah	0-1	—		Oregon	1-1	—		Stanford	4-1	T3rd
	Washington	2-1	—		Stanford	0-1	—		Utah	1-1	—
1990-91	Stanford	3-1	T3rd		UCLA	3-1	—	2009-10	Stanford	5-1	2nd
	USC	1-1	—	1999-00	Arizona	1-1	—		UCLA	1-1	—
	Utah	0-1	—		Oregon	0-1	—	2010-11	Stanford	4-1	T3rd
	Washington	1-1	—		Stanford	1-1	—		UCLA	1-1	—
	Washington State	0-1	—		UCLA	0-1	—		Utah	0-1	—
1991-92	Arizona State	0-1	—		Utah	0-1	—	2011-12	California	1-1	—
	California	0-1	—	2000-01	Arizona State	0-1	—		Stanford	4-1	T3rd
	Colorado	0-1	—		Colorado	1-1	—	2012-13	California	4-1	T3rd
	Stanford	5-0	1st		Oregon	0-1	—		Colorado	0-1	—
	UCLA	2-1	—		Stanford	1-1	—		Stanford	2-1	—
	USC	2-1	—		Utah	2-1	—		UCLA	1-1	—
1992-93	California	1-1	—		Washington	3-1	—				
	Colorado	2-1	—	2001-02	Arizona State	1-1	—				
	Stanford	1-1	—		Colorado	3-1	—				
	USC	1-1	—		Stanford	2-1	—				
	Washington	1-1	—								

1982

Pac-12 Participants (4): ASU, ORE, STAN, USC
Arizona State (1-1)
 Arizona State 97, Georgia 77
 Louisiana Tech 92, Arizona State 54
Oregon (0-1)
 Missouri 59, Oregon 53
Stanford (0-1)
 Maryland 82, Stanford 48
USC (2-1)
 USC 99, Kent 55
 USC 73, Penn State 70
 Tennessee 91, USC 90 (OT)

1983

Pac-12 Participants (5): ASU, OSU, UCLA, USC, UTAH
Arizona State (1-1)
 Arizona State 78, Utah 64
 USC 96, Arizona State 59
Oregon State (1-1)
 Oregon State 75, UCLA 62
 Long Beach State 92, Oregon State 72
UCLA (0-1)
 Oregon State 75, UCLA 62
USC (5-0) *National Champions*
 USC 99, Northeast Louisiana 85
 USC 96, Arizona State 59
 USC 81, Long Beach State 74
 USC 81, Georgia 57 (Semifinal)
 USC 69, Louisiana Tech 67 (Final)
Utah (0-1)
 Arizona State 78, Utah 64

1984

Pac-12 Participants (3): ORE, OSU, USC
Oregon (0-1)
 San Diego St. 70, Oregon 63
Oregon State (0-1)
 Montana 56, Oregon State 47
USC (5-0) *National Champions*
 USC 97, Brigham Young 72
 USC 76, Montana 51
 USC 90, Long Beach State 74
 USC 62, Louisiana Tech 57 (Semifinal)
 USC 72, Tennessee 61 (Final)

1985

Pac-12 Participants (3): UCLA, USC, WASH
UCLA (1-1)
 UCLA 78, Washington 62
 Georgia 78, UCLA 42
USC (1-1)
 USC 74, Idaho 51
 Long Beach State 75, USC 72
Washington (0-1)
 UCLA 78, Washington 62

1986

Pac-12 Participants (3): USC, UTAH, WASH
USC (4-1) *National Runner-up*
 USC 81, Montana 50
 USC 84, North Carolina 70
 USC 80, Louisiana Tech 64
 USC 83, Tennessee 59 (Semifinal)
 Texas 98, USC 82 (Final)
Utah (0-1)
 Montana 58, Utah 46
Washington (1-1)
 Washington 69, North Texas 54
 Louisiana Tech 79, Washington 54

1987

Pac-12 Participants (3): ORE, USC, WASH
Oregon (1-1)
 Oregon 75, E. Washington 56
 Ohio State 76, Oregon 62
USC (1-1)
 USC 81, Western Kentucky 69
 Ohio State 74, USC 63
Washington (1-1)
 Washington 86, New Mexico State 73
 Long Beach State 72, Washington 57

1988

Pac-12 Participants (4): COLO, STAN, USC, WASH
Colorado (1-1)
 Colorado 78, Eastern Illinois 72
 Long Beach State 103, Colorado 64
Stanford (1-1)
 Stanford 74, Montana 72 (OT)
 Texas 79, Stanford 58
USC (1-1)
 USC 100, Nebraska 82
 Iowa 79, USC 67
Washington (1-1)
 Washington 99, New Mexico State 74
 Long Beach State 104, Washington 78

1989

Pac-12 Participants (4): COLO, STAN, UTAH, WASH
Colorado (0-1)
 UNLV 84, Colorado 74
Stanford (2-1)
 Stanford 105, Illinois State 77
 Stanford 98, Iowa 74
 Louisiana Tech 85, Stanford 79
Utah (0-1)
 UNLV 67, Utah 53
Washington (1-1)
 Washington 87, Hawai'i 79
 Stephen F. Austin 73, Washington 63

1990

Pac-12 Participants (5): CAL, STAN, UCLA, UTAH, WASH
California (0-1)
 Long Beach State 87, California 84
Stanford (5-0) *National Champion*
 Stanford 106, Hawai'i 76
 Stanford 78, Mississippi 65
 Stanford 114, Arkansas 87
 Stanford 75, Virginia 66 (Semifinal)
 Stanford 88, Auburn 81 (Final)
UCLA (0-1)
 Arkansas 90, UCLA 80 (OT)
Utah (0-1)
 Mississippi 74, Utah 51
Washington (1-1)
 Washington 73, South Carolina 61
 Auburn 76, Washington 50

1991

Pac-12 Participants (5): STAN, USC, UTAH, WASH, WSU
Stanford (3-1)
 Stanford 91, Cal State Fullerton 67
 Stanford 73, Washington 47
 Stanford 75, Georgia 67
 Tennessee 68, Stanford 60 (Semifinal)
USC (1-1)
 USC 63, Utah 52
 Long Beach State 83, USC 58
Utah (0-1)
 USC 63, Utah 52
Washington (1-1)
 Washington 70, Iowa 53
 Stanford 73, Washington 47
Washington State (0-1)
 Northwestern 82, Washington State 63

1992

Pac-12 Participants (6): ASU, CAL, COLO, STAN, UCLA, USC
Arizona State (0-1)
 DePaul 67, Arizona State 65
California (0-1)
 Santa Clara 73, California 71
Colorado (0-1)
 Southern Illinois 84, Colorado 80 (OT)
Stanford (5-0) *National Champion*
 Stanford 82, UC Santa Barbara 73
 Stanford 75, Texas Tech 63
 Stanford 82, USC 62
 Stanford 66, Virginia 65 (Semifinal)
 Stanford 78, W. Kentucky 62 (Final)
UCLA (2-1)
 UCLA 93, Notre Dame 72
 UCLA 82, Texas 81
 Southwest Missouri State 83, UCLA 87
USC (2-1)
 USC 71, Montana 59
 USC 61, Stephen F. Austin 57
 Stanford 82, USC 62

1993

Pac-12 Participants (5): CAL, COLO, STAN, USC, WASH
California (1-1)
 California 62, Kansas 47
 Vanderbilt 82, California 63
Colorado (2-1)
 Colorado 81, UC Santa Barbara 54
 Colorado 80, Stanford 67
 Texas Tech 79, Colorado 54
Stanford (1-1)
 Stanford 93, Georgia 60
 Colorado 80, Stanford 63
USC (1-1)
 USC 78, Nebraska 60
 Texas Tech 87, USC 67
Washington (1-1)
 Washington 80, Montana State 51
 Texas Tech 70, Washington 64

1994

Pac-12 Participants (6): COLO, ORE, OSU, STAN, USC, WASH
Colorado (2-1)
 Colorado 77, Marquette 74
 Colorado 92, Oregon 71
 Stanford 78, Colorado 62
Oregon (1-1)
 Oregon 74, Santa Clara 59
 Colorado 92, Oregon 71
Oregon State (0-1)
 Alabama 96, Oregon State 86
Stanford (3-1)
 Stanford 81, UW-Green Bay 56
 Stanford 66, Montana 62
 Stanford 78, Colorado 62
 Purdue 82, Stanford 65
USC (3-1)
 USC 77, Portland 62
 USC 76, George Washington 72
 USC 85, Virginia 66
 Louisiana Tech 75, USC 66
Washington (1-1)
 Washington 89, Boise State 61
 Purdue 86, Washington 59

1995

Pac-12 Participants (7): COLO, ORE, OSU, STAN, USC, UTAH, WASH

Colorado (3-1)

Colorado 83, Holy Cross 49
Colorado 78, Southwest Missouri State 34
Colorado 77, George Washington 61
Georgia 82, Colorado 79

Oregon (0-1)

Louisville 67, Oregon 65

Oregon State (1-1)

Oregon State 88, Tennessee State 75 (OT)
Western Kentucky 85, Oregon State 78

Stanford (4-1)

Stanford 88, UC Irvine 55
Stanford 95, Southern Methodist 73
Stanford 81, North Carolina 71
Stanford 69, Purdue 58
Connecticut 87, Stanford 60

USC (0-1)

Memphis 74, USC 72

Utah (0-1)

Southwest Missouri State 49, Utah 47

Washington (2-1)

Washington 73, Ohio 56
Washington 54, Arkansas 50
Texas Tech 67, Washington 52

1996

Pac-12 Participants (5): COLO, ORE, OSU, STAN, UTAH

Colorado (1-1)

Colorado 83, Tulane 75
Auburn 68, Colorado 61

Oregon (0-1)

Wisconsin 74, Oregon 60

Oregon State (0-1)

Stephen F. Austin 67, Oregon State 65

Stanford (4-1)

Stanford 82, Grambling 42
Stanford 94, Colorado State 63
Stanford 78, Alabama 76 OT
Stanford 71, Auburn 57
Georgia 86, Stanford 76

Utah (0-1)

Southern Mississippi 74, Utah 66

1997

Pac-12 Participants (7): ARIZ, COLO, ORE, STAN, USC, UTAH, WASH

Arizona (1-1)

Arizona 76, Western Kentucky 54
Georgia 80, Arizona 74

Colorado (2-1)

Colorado 69, Marshall 49
Colorado 66, Stephen F. Austin 57
Tennessee 75, Colorado 67

Oregon (1-1)

Oregon 80, San Diego State 68
Tennessee 76, Oregon 59

Stanford (4-1)

Stanford 111, Howard 59
Stanford 67, Texas Tech 45
Stanford 91, Virginia 69
Stanford 82, Georgia 47
Old Dominion 83, Stanford 82 (OT)

USC (1-1)

USC 68, San Francisco 55
Florida 92, USC 78

Utah (1-1)

Utah 66, Iowa State 57
Virginia 65, Utah 47

Washington (0-1)

Vanderbilt 74, Washington 62

1998

Pac-12 Participants (7): ARIZ, ORE, STAN, UCLA, UTAH, WASH

Arizona (2-1)

Arizona 75, Santa Clara 63
Arizona 94, Virginia 77
Connecticut 74, Arizona 57

Oregon (0-1)

Rutgers 79, Oregon 76

Stanford (0-1)

Harvard 71, Stanford 67

UCLA (1-1)

UCLA 75, Michigan 68
Alabama 75, UCLA 74

Utah (0-1)

Louisville 69, Utah 61

Washington (0-1)

Purdue 88, Washington 71

1999

Pac-12 Participants (4): ARIZ, ORE, STAN, UCLA

Arizona (1-1)

Arizona 87, Florida 84 (OT)
Rutgers 90, Arizona 47

Oregon (1-1)

Oregon 65, Cincinnati 56
Iowa State 85, Oregon 70

Stanford (0-1)

Maine 60, Stanford 58

UCLA (3-1)

UCLA 76, UW-Green Bay 69
UCLA 87, Kentucky 63
UCLA 77, Colorado State 68
Louisiana Tech 88, UCLA 62

2000

Pac-12 Participants (5): ARIZ, ORE, STAN, UCLA, UTAH

Arizona (1-1)

Arizona 73, Kent 61
Tennessee 75, Arizona 60

Oregon (0-1)

UAB 80, Oregon 79 (OT)

Stanford (1-1)

Stanford 81, Michigan 74 (OT)
Georgia 83, Stanford 64

UCLA (0-1)

George Washington 79, UCLA 72

Utah (0-1)

Illinois 73, Utah 58

2001

Pac-12 Participants (6): ASU, COLO, ORE, STAN, UTAH, WASH

Arizona State (0-1)

LSU 83, Arizona State 66

Colorado (1-1)

Colorado 98, Siena 78
Vanderbilt 65, Colorado 59

Oregon (0-1)

Iowa 89, Oregon 82 (OT)

Stanford (1-1)

Stanford 76, George Washington 51
Oklahoma 67, Stanford 50

Utah (2-1)

Utah 79, Fairfield 57
Utah 78, Iowa 69
Notre Dame 69, Utah 54

Washington (3-1)

Washington 67, Old Dominion 65
Washington 88, Florida 75
Washington 84, Oklahoma 67
SW Missouri State 104, Washington 87

2002

Pac-12 Participants (3): ASU, COLO, STAN

Arizona State (1-1)

Arizona State 73, Wisconsin 70
Vanderbilt 61, Arizona State 35

Colorado (3-1)

Colorado 88, Southern 61
Colorado 69, LSU 58
Colorado 62, Stanford 59
Oklahoma 94, Colorado 60

Stanford (2-1)

Stanford 76, Weber State 51
Stanford 77, Tulane 55
Colorado 62, Stanford 59

2003

Pac-12 Participants (5): ARIZ, COLO, STAN, UTAH, WASH

Arizona (0-1)

Notre Dame 59, Arizona 47

Colorado (2-1)

Colorado 84, Brigham Young 45
Colorado 86, North Carolina 67
Villanova 53, Colorado 51

Stanford (1-1)

Stanford 82, Western Michigan 66
Minnesota 68, Stanford 56

Utah (1-1)

Utah 73, DePaul 64
Duke 65, Utah 54

Washington (0-1)

UW-Green Bay 78, Washington 65

2004

Pac-12 Participants (4): ARIZ, COLO, STAN, UCLA

Arizona (0-1)

Michigan State 72, Arizona 60

Colorado (0-1)

UC Santa Barbara 76, Colorado 49

Stanford (3-1)

Stanford 68, Missouri 44
Stanford 68, Oklahoma 43
Stanford 57, Vanderbilt 55
Tennessee 62, Stanford 60

UCLA (0-1)

Minnesota 92, UCLA 82

2005

Pac-12 Participants (6): ARIZ, ASU, ORE, STAN, USC, UTAH

Arizona (1-1)

Arizona 72, Oklahoma 69
LSU 74, Arizona 43

Arizona State (2-1)

Arizona State 81, Eastern Kentucky 65
Arizona State 70, Notre Dame 61
North Carolina 79, Arizona State 72

Oregon (1-1)

Oregon 58, TCU 55
Baylor 69, Oregon 46

Stanford (3-1)

Stanford 94, Santa Clara 57
Stanford 88, Utah 62
Stanford 76, Connecticut 59
Michigan State 76, Stanford 69

USC (1-1)

USC 65, Louisville 49
Michigan State 61, USC 59

Utah (1-1)

Utah 73, Iowa State 61
Stanford 88, Utah 62

Pac-12 teams are 167-122 (.578) in NCAA Tournament games that did not pair current Conference members. League teams have faced each other 13 times in NCAA Tournament play.

2006

Pac-12 Participants (7): ASU, CAL, STAN, UCLA, USC, UTAH, WASH

Arizona State (1-1)

Arizona State 80, Stephen F. Austin 61
Utah 86, Arizona State 65

California (0-1)

St. John's 78, California 68

Stanford (3-1)

Stanford 72, SE Missouri State 45
Stanford 88, Florida State 70
Stanford 88, Oklahoma 74
LSU 62, Stanford 59

UCLA (1-1)

UCLA 74, Bowling Green 61
Purdue 61, UCLA 54

USC (1-1)

USC 67, South Florida 65
Duke 85, USC 51

Utah (3-1)

Utah 76, Middle Tennessee State 71
Utah 86, Arizona State 65
Utah 57, Boston College 54
Maryland 75, Utah 65 (OT)

Washington (1-1)

Washington 73, Minnesota 69
LSU 72, Washington 49

2007

Pac-12 Participants (4): ASU, CAL, STAN, WASH

Arizona State (3-1)

Arizona State 57, UC Riverside 50
Arizona State 67, Louisville 58
Arizona State 67, Bowling Green 49
Rutgers 64, Arizona State 45

California (0-1)

Notre Dame 63, California 59

Stanford (1-1)

Stanford 96, Idaho State 58
Florida State 68, Stanford 61

Washington (0-1)

Iowa State 79, Washington 60

2008

Pac-12 Participants (4): ASU, CAL, STAN, UTAH

Arizona State (1-1)

Arizona State 61, Temple 54
Duke 67, Arizona State 58

California (1-1)

California 77, San Diego 60
George Washington 55, California 53

Stanford (5-1) *National Runner-up*

Stanford 85, Cleveland State 47
Stanford 88, UTEP 54
Stanford 72, Pittsburgh 53
Stanford 98, Maryland 87
Stanford 82, Connecticut 73 (Semifinal)
Tennessee 64, Stanford 48 (Final)

Utah (0-1)

Purdue 66, Utah 59

2009

Pac-12 Participants (4): ASU, CAL, STAN, UTAH

Arizona State (3-1)

Arizona State 58, Georgia 47
Arizona State 63, Florida State 58
Arizona State 84, Texas A&M 69
Connecticut 83, Arizona State 64

California (2-1)

California 70, Fresno State 47
California 99, Virginia 73
Connecticut 77, California 53

Stanford (4-1)

Stanford 74, UC Santa Barbara 39
Stanford 77, San Diego State 49
Stanford 84, Ohio State 66
Stanford 74, Iowa State 53
Connecticut 83, Stanford 64 (Semifinal)

Utah (1-1)

Utah 60, Villanova 30

Maryland 71, Utah 56

2010

Pac-12 Participants (2): STAN, UCLA

Stanford (5-1) *National Runner-up*

Stanford 79, UC Riverside 67
Stanford 96, Iowa 67
Stanford 73, Georgia 36
Stanford 55, Xavier 53
Stanford 73, Oklahoma 66 (Semifinal)
Connecticut 53, Stanford 47 (Final)

UCLA (1-1)

UCLA 83, NC State 44
Nebraska 83, UCLA 70

2011

Pac-12 Participants (4): STAN, UCLA, UTAH

Stanford (4-1)

Stanford 86, UC Davis 59
Stanford 75, St. John's 49
Stanford 72, North Carolina 65
Stanford 83, Gonzaga 60
Texas A&M 63, Stanford 62 (Semifinal)

UCLA (1-1)

UCLA 55, Montana 47
Gonzaga 87, UCLA 75

UTAH (0-1)

Notre Dame 67, Utah 54

2012

Pac-12 Participants (2): CAL, STAN

California (1-1)

California 84, Iowa 74
Notre Dame 73, California 62

Stanford (4-1)

Stanford 73, Hampton 51
Stanford 72, West Virginia 61
Stanford 76, South Carolina 60
Stanford 81, Duke 69
Baylor 59, Stanford 47 (Semifinal)

2013

Pac-12 Participants (4): CAL, COLO, STAN, UCLA

California (4-1)

California 90, Fresno State 76
California 82, South Florida 78 (OT)
California 73, LSU 63
California 65, Georgia 62 (OT)
Louisville 64, California 57 (Semifinal)

Colorado (0-1)

Kansas 67, Colorado 52

Stanford (3-1)

Stanford 72, Tulsa 56
Stanford 73, Michigan 40
Georgia 61, Stanford 59

UCLA (1-1)

UCLA 66, Stetson 49
Oklahoma 85, UCLA 72

**PAC-12 IN THE
NCAA TOURNAMENT**

How far did they go?

A year-by-year listing of Pac-10 teams advancing to the NCAA Round of 16 and beyond:

1982	2001
ASU.....Sweet Sixteen	UTAH Sweet Sixteen
USC.....Elite Eight	WASH..... Elite Eight
1983	2002
ASU.....Sweet Sixteen	COLO..... Elite Eight
OSU.....Sweet Sixteen	STANSweet Sixteen
USC..... National Champions	
1984	2003
USC..... National Champions	COLO.....Sweet Sixteen
1985	2004
UCLA.....Sweet 16	STAN Elite Eight
USC.....Sweet 16	
1986	2005
USC..... Final Four	STAN Elite Eight
	ASU.....Sweet Sixteen
1988	2006
STAN Sweet Sixteen	STAN Elite Eight
USC.....Sweet Sixteen	UTAH Elite Eight
WASH Sweet Sixteen	
1989	2007
STAN Elite Eight	ASU..... Elite Eight
1990	2008
STAN National Champions	STAN ... Championship Game
WASH Elite Eight	
1991	2009
STAN Final Four	ASU..... Elite Eight
WASH Sweet Sixteen	CAL Sweet Sixteen
	STAN Final Four
1992	2010
STAN National Champions	STAN ... Championship Game
UCLA.....Sweet Sixteen	
USC..... Elite Eight	2011
	STAN Final Four
1993	2012
COLO..... Elite Eight	STAN Final Four
STAN Sweet Sixteen	
USC..... Sweet Sixteen	2013
	CAL Final Four
1994	STAN Sweet Sixteen
COLO..... Sweet Sixteen	
STAN Elite Eight	
USC..... Elite Eight	
1995	
COLO..... Elite Eight	
STAN Final Four	
1996	
STAN Final Four	
1997	
COLO..... Sweet Sixteen	
STAN Final Four	
1998	
ARIZ..... Sweet Sixteen	
1999	
UCLA..... Elite Eight	

PAC-12 IN THE WNIT

School	Years	Won	Lost	Pct.	Last	1st	2nd	3rd
Arizona (1996, 01, 10)	3	4	2	.667	2010	1	0	0
Arizona State (1981, 00, 03-04, 10, 12)	6	4	6	.400	2012	0	1	0
California (1979, 81, 84, 87, 10-11)	6	12	8	.600	2011	1	1	0
Colorado (1999, 08, 11-12)	4	10	4	.714	2012	0	0	0
Oregon (1979, 89, 2002, 07, 10)	5	13	3	.813	2010	2	0	1
Oregon State (1980, 82, 01-04, 06, 09, 12)	9	14	7	.667	2012	2	0	0
Stanford	0	0	0	—	—	0	0	0
UCLA	0	0	0	—	—	0	0	0
USC (2000, 02, 11)	3	7	3	.700	2011	0	1	0
Utah (1979, 84, 99, 07, 10, 12-13)	7	9	10	.474	2013	0	1	0
Washington (1999, 2002, 04, 12-13)	5	8	5	.615	2013	0	0	0
Washington State	0	0	0	—	—	0	0	0
Pac-12 Totals		81	48	.628		6	4	1



YEAR-BY-YEAR SUMMARY

YEAR	TEAM	W-L	FIN	YEAR	TEAM	W-L	FIN	YEAR	TEAM	W-L	FIN
1978-79	California	0-3	—	2000-01	Arizona	1-1	—	2009-10	Arizona	1-1	—
	Oregon	2-1	—		Oregon State	0-1	—		California	6-0	1st
	Utah	1-2	—	2001-02	Oregon	5-0	1st		Oregon	2-1	—
1979-80	Oregon State	3-0	1st		Oregon State	1-1	—		Utah	1-1	—
1980-81	Arizona State	2-1	2nd		USC	1-1	—	2010-11	Arizona	0-1	—
	California	1-2	—		Washington	2-1	—		California	1-1	—
1981-82	Oregon State	3-0	1st	2002-03	Arizona State	1-1	—		Colorado	3-1	—
1983-84	California	2-1	—		Oregon State	1-1	—		USC	5-1	2nd
	Utah	0-3	—	2003-04	Arizona State	0-1	—	2011-12	Arizona State	0-1	—
1986-87	California	2-1	2nd		Oregon State	2-1	—		Colorado	3-1	—
1988-89	Oregon	3-0	1st		Washington	1-1	—		Oregon State	2-1	—
1995-96	Arizona	3-0	1st	2005-06	Oregon State	1-1	—		Utah	1-1	—
1998-99	Colorado	1-1	—	2006-07	Oregon	1-1	—	2012-13	Washington	3-1	—
	Utah	0-1	—		Utah	1-1	—		Utah	5-1	2nd
	Washington	1-1	—	2007-08	Colorado	3-1	—		Washington	1-1	—
1999-00	Arizona State	0-1	—	2008-09	Oregon State	1-1	—				
	USC	1-1	—								

ALL-TIME RESULTS

1979

Pac-12 Participants: CAL, ORE, UTAH
California (0-3)

South Carolina 62, California 51
Minnesota 73, California 64
Utah 83, California 76

Oregon (2-1)

Oregon 85, Minnesota 74
South Carolina 84, Oregon 63 (Semifinal)
Oregon 81, N. Kentucky 72 (Consolation Final)

Utah (1-2)

Drake 88, Utah 67
Mississippi College 86, Utah 65
Utah 83, California 76

1980

Pac-12 Participants: OSU
Oregon State (3-0) *WNIT Champions*

Oregon St. 79, Mississippi College 72
Oregon St. 78, Drake 65 (Semifinal)
Oregon St. 71, North Carolina 62 (Final)

1981

Pac-12 Participants: ASU, CAL
Arizona State (2-1) *WNIT Runner-up*

Arizona State 85, Tennessee Tech 76
Arizona State 90, Drake 86 (Semifinal)
Georgia 75, Arizona State 73 (Final)

California (1-2)

California 82, Baylor 72
Georgia 80, California 68 (Semifinal)
Drake 86, California 74 (Consol. Final)

1982

Pac-12 Participants: OSU
Oregon State (3-0) *WNIT Champions*

Oregon State 71, So. Mississippi 65
Oregon St. 76, Illinois St. 61 (Semifinal)
Oregon State 76, Florida St 60 (Final)

1984

Pac-12 Participants: CAL, UTAH
California (2-1)

Western Kentucky 82, California 76
California 72, Utah 64
California 81, Oklahoma 78

Utah (0-3)

Vanderbilt 84, Utah 58
California 73, Utah 64
Illinois State 82, Utah 61

1987

Pac-12 Participants: CAL
California (2-1) *WNIT Runner-up*

California 109, Appalachian State 99
California 86, Creighton 82 (Semifinal)
Arkansas 112, California 80 (Final)

1989

Pac-12 Participants: ORE
Oregon (3-0) *WNIT Champions*

Oregon 82, DePaul 77
Oregon 93, Toledo 63 (Semifinal)
Oregon 67, San Diego State 62 (Final)

1996

Pac-12 Participants: ARIZ
Arizona (3-0) *WNIT Champions*

Arizona 80, Western Kentucky 72
Arizona 80, Arkansas 77 (Semifinal)
Arizona 79, Northwestern 63 (Final)

1999

Pac-12 Participants: COLO, UTAH, WASH
Colorado (1-1)

Colorado 70, BYU 53
Drake 88, Colorado 62

Utah (0-1)

Drake 70, Utah 62

Washington (1-1)

Washington 67, Portland 63
New Mexico 68, Washington 63

2000

Pac-12 Participants: ASU, USC
Arizona State (0-1)

Colorado State 66, Arizona State 54

USC (1-1)

USC 71, Santa Clara 64
Colorado State 66, USC 56

Pac-12 members have met four times in the Postseason NIT:

Utah 83, California 76
 California 72, Utah 64
 Washington 97, USC 87, 2002
 Oregon 50, Oregon State 48, 2002
 Oregon 77, Washington 73, 2002
 California 64, Utah 54
 California 71, Oregon 57, 2010
 Colorado 81, California 65
 USC 87, Colorado 70
 Washington 52, Utah 39
 Washington 55, Oregon State 49

2001

Pac-12 Participants: ARIZ, OSU

Arizona (1-1)

Arizona 85, Pepperdine 65
 New Mexico 75, Arizona 62

Oregon State (0-1)

Brigham Young 78, Oregon State 63

2002

Pac-12 Participants: ORE, OSU, USC, WASH

Oregon (5-0) *WNIT Champion*

Oregon 72, St. Mary's 61
 Oregon 50, Oregon State 48
 Oregon 77, Washington 73
 Oregon 65, Michigan State 54
 Oregon 54, Houston 52

Oregon State (1-1)

Oregon State 62, Hawaii 50
 Oregon State 50, Oregon State 48

USC (1-1)

USC 72, San Francisco 53
 Washington 97, USC 87

Washington (2-1)

Washington 82, North Texas 61
 Washington 97, USC 87
 Oregon 77, Washington 73

2003

Pac-12 Participants: ASU, OSU

Arizona State (1-1)

Arizona State 57, Hawaii 44
 Baylor 85, Arizona State 62

Oregon State (1-1)

Oregon State 77, UNLV 58
 Fresno State 58, Oregon State 57

2004

Pac-12 Participants: ASU, OSU, WASH

Arizona State (0-1)

UNLV 50, Arizona State 47

Oregon State (2-1)

Oregon State 69, Gonzaga 64
 Oregon State 75, Nebraska 67
 Creighton 74, Oregon State 64

Washington (1-1)

Washington 71, Pepperdine 59
 Creighton 74, Washington 69

2006

Pac-12 Participants: OSU

Oregon State (1-1)

Oregon State 77, Santa Clara 48
 Wyoming 67, Oregon State 49

2007

Pac-12 Participants: ORE, UTAH

Oregon (1-1)

Oregon 70, UC Santa Barbara 54
 Wyoming 64, Oregon 62

Utah (1-1)

Utah 78, Montana 70
 Illinois 59, Utah 48

2008

Pac-12 Participants: COLO

Colorado (3-1)

Colorado 82, Gonzaga 68
 Colorado 64, Villanova 58
 Colorado 96, TCU 90 (OT)
 Marquette 86, Colorado 72

2009

Pac-12 Participants: OSU

Oregon State (1-1)

Oregon State 59, Portland State 47
 New Mexico 61, Oregon State 56

2010

Pac-12 Participants: ASU, CAL, ORE

Arizona State (1-1)

Arizona State 84, New Mexico State 61
 BYU 61, Arizona State 53

California (6-0) *WNIT Champion*

California 74, UC Davis 69 (OT)
 California 64, Utah 54
 California 71, Oregon 57
 California 76, BYU 50
 California 61, Illinois State 45 (Semifinal)
 California 73, Miami (Fla.) 61 (Final)

Oregon (2-1)

Oregon 95, Eastern Washington 66
 Oregon 93, New Mexico 67
 California 71, Oregon 57

Utah (1-1)

Utah 66, Saint Mary's (Calif.) 53
 California 64, Utah 54

2011

Pac-12 Participants: ARIZ, CAL, COLO, USC

Arizona (0-1)

Utah State 103, Arizona 95

California (1-1)

California 74, Cal Poly 60
 Colorado 81, California 65

Colorado (3-1)

Colorado 71, UC Riverside 62
 Colorado 81, California 65
 Colorado 70, Wyoming 58
 USC 87, Colorado 70

USC (5-1)

USC 67, UC Santa Barbara 64
 USC 78, Nevada 59
 USC 62, BYU 50
 USC 87, Colorado 70
 USC 63, Illinois State 36 (Semifinal)
 Toledo 76, USC 68 (Final)

2012

Pac-12 Participants: ASU, COLO, OSU, UTAH, WASH

Arizona State

Pacific 77, Arizona State 62

Colorado (3-1)

Colorado 54, Northern Colorado 42
 Colorado 64, South Dakota 55
 Colorado 48, Villanova 47
 Oklahoma State 78, Colorado 70

Oregon State (2-1)

Oregon State 66, UC Davis 48
 Oregon State 56, Saint Mary's 41
 Washington 55, Oregon State 49

Utah (1-1)

Utah 69, Utah State 58
 Washington 52, Utah 39

Washington (3-1)

Washington 90, Cal Poly 71
 Washington 52, Utah 39
 Washington 55, Oregon State 49
 San Diego 58, Washington 47

2013

Pac-12 Participants: UTAH, WASH

Utah (5-1)

Utah 56, Long Beach State 49
 Utah 61, San Diego 50
 Utah 60, Pacific 55 (OT)
 Utah 58, Saint Mary's 55
 Utah 54, Kansas State 46 (OT)
 Drexel 46, Utah 43

Washington (3-1)

Washington 65, Eastern Washington 60
 Pacific 85, Washington 78

NOTE: *The WNIT was not played during the 1996-97 season.*

Many outstanding Pac-12 women's basketball players have gone on to succeed at the professional level, as 19 former Pac-12 stars were on the opening day rosters as players or coaches in the WNBA. Headlining the list of former Pac-12 athletes who have played in the WNBA is Lisa Leslie, a five-time All-WNBA first team honoree and the 2002 WNBA Finals MVP who retired in 2009. Leslie became the first WNBA player to amass 5,000 career points and recorded the first dunk in league history during the 2002 season. She guided the Los Angeles Sparks to back-to-back league titles in 2001 and 2002. Fellow USC alums and retired WNBA stars Tina Thompson and Cynthia Cooper helped guide the Houston Comets to four-straight WNBA titles from 1997-2000. Most recently, former Stanford Cardinal and current LA Spark Nnemkadi Ogwumike was named the WNBA's Rookie of the Year in 2012.



USC's Lisa Leslie was named the MVP of the 2002 WNBA Championship.

#9 LISA LESLIE (USC)

- Starting center for the Los Angeles Sparks, three-time MVP, named to the WNBA All-Decade Team
- First WNBA player to amass 5,000 career points
- Recorded first dunk in WNBA history during 2002 season
- Named MVP of the 2002 WNBA Championship
- Named MVP of the WNBA All Star game in 1999, 2001 and 2002
- Named to the All-WNBA Second Team in 1998, 1999 and 2005, First Team in 1997, 2000, 2001, 2002, 2003, 2004 and 2006
- Helped lead Sparks to two WNBA titles in 2001 and 2002
- Seven-time All-Star participant and All-Star MVP in 2001, 2004 and 2006



UCLA's Natalie Williams was USA Basketball's Female Athlete of the Year in 1999.

#24 NATALIE WILLIAMS (UCLA)

- Named first team All-WNBA in 1999, 2001
- Competed in the now-defunct ABL, was selected as the 1998 ABL MVP and named to the ABL All-Star Game
- Led league in total rebounds (336) and rebounds per game (11.6) and double-doubles
- Five-time All-Star selection- 1999, 2000, 2001, 2003 and 2004
- USA Basketball's Female Athlete of the Year in 1999



USC's Tina Thompson (left) and Cynthia Cooper (right) celebrate four straight WNBA titles with the Houston Comets.

#7 TINA THOMPSON (USC)

- A starter for the four-time WNBA champion Houston Comets ('97, '98, '99, '00)
- Named to the All-WNBA First Team in 1997, 1998 and 2004 and Second Team in 1999, 2000, 2001 and 2002
- Named Most Valuable Player in the WNBA 2000 All Star game
- One of just five women to play in four WNBA All Star games
- Became just the second player in WNBA history to surpass the 4,000 point mark
- Named to the WNBA All-Decade Team

#14 CYNTHIA COOPER (USC)

- A member of the four-time WNBA champion Houston Comets ('97, '98, '99, '00)
- Named MVP of the WNBA Championship in 1997, 1998 and 2000
- Named the winner of the WNBA Most Valuable Award in both 1997 and 1998
- Selected to the All-WNBA First Team all four years (1997-00) and WNBA All-Decade Team
- Led the WNBA in scoring in 1997 (22.2 ppg) and 1998 (22.7 ppg)

PAC-12 PLAYERS IN THE WNBA (2013)

Player	School/Graduated	WNBA Team
Jayne Appel	Stanford '10	San Antonio Silver Stars
Layshia Clarendon	California '13	Indiana Fever
Briana Gilbreath	USC '12	Phoenix Mercury
Julie Brase Hairgrove	Arizona '03	Phoenix Mercury, Asst. Coach
Ebony Hoffman	USC '04	Los Angeles Sparks
Briann January	Arizona State '09	Indiana Fever
Cathrine Kraayeveld	Oregon '05	San Antonio Silver Stars
Leilani Mitchell	Utah '09	New York Liberty
Eshaya Murphy	USC '07	Chicago Sky
Nnemkadi Ogwumike	Stanford '12	Los Angeles Sparks
Shelley Patterson	Washington State '83	Minnesota Lynx, Asst. Coach
Kayla Pedersen	Stanford '11	Tulsa Shock
Jeanette Pohlen	Stanford '11	Indiana Fever
Nicole Powell	Stanford '04	Tulsa Shock
Noelle Quinn	UCLA '07	Seattle Storm
Tina Thompson	USC '97	Seattle Storm
Joslyn Tinkle	Stanford '13	Seattle Storm
Davellyn Whyte	Arizona '13	San Antonio Silver Stars
Candice Wiggins	Stanford '08	Tulsa Shock

ARIZONA

Aida Barnes	Arizona '98
Minnesota	1999
Cleveland	2000
Seattle	2002-04
Julia Brase	Arizona '03
Phoenix, Asst. Coach	2006-11, 13
Davellyn Whyte	Arizona '13
San Antonio	2013

ARIZONA STATE

Monique Ambers	Arizona State '93
Sacramento, Asst. Coach	2002-09
New York, Asst. Coach	2012
Michelle Cherry	Arizona State '92
Sacramento, Asst. Coach	2002
Kym Hampton	Arizona State '84
New York	1999
Briann January	Arizona State '09
Indiana	2009-13

CALIFORNIA

Laura Baker	California '91
Phoenix Mercury	1999
Layshia Clarendon	California '13
Indiana	2013
Alex Gray-Lawson	California '10
Phoenix	2011-12
Carolyn Jenkins	California '90
Minnesota, Asst. Coach	2003-08
Teresa Palmisano	California '91
Cleveland Rockers	1999
Trisha Stafford-Odom	California '92
Houston	2001
Miami	2002
Ashley Walker	California '09
Seattle	2009
Milica Vukadinovic	California '93
Charlotte Sting	1997

COLORADO

Tera Bjorklund	Colorado '04
Charlotte	2004
Isabelle Fijalkowski	Colorado '95
Cleveland	1997-98
Chucky Jeffery	Colorado '13
New York	2013
Raegan Scott	Colorado '97
Utah	1997
Cleveland	1998

OREGON

Brandi Davis	Oregon '06
Los Angeles	2006
Ednisha Curry	Oregon '03
Phoenix	2003-04
Los Angeles	2005
Taylor Lilley	Oregon '10
Phoenix	2010
Catherine Kraayeveld	Oregon '05
New York	2005-09
Chicago	2010-11
Atlanta	2012
San Antonio	2013
Jenny Mowe	Oregon '01
Portland	2001-02
Shaquala Williams	Oregon '02
Los Angeles	2003-04
Angelina Wolvert	Oregon '02
Cleveland	2001

OREGON STATE

Felicia Raglund	Oregon State '02
Seattle	2002
Houston	2005

STANFORD

Jayne Appel	Stanford '10
San Antonio	2010-13
Jennifer Azzi	Stanford '90
Detroit	1999
Utah	2000-02
San Antonio	2003
Bethany Donaphin	Stanford '02
New York	2003-04
Milena Flores	Stanford '00
Miami	2000
Kristen Folkl	Stanford '98
Minnesota	1999-00
Portland	2001-02
Sonja Henning	Stanford '91
Houston	1999, 02
Seattle	2000-02
Indiana	2003
Washington	2003
Naomi Multiauaopele	Stanford '98
Utah	2000
Vanessa Nygaard	Stanford '98
Cleveland	1999
Portland	2000-01
Miami	2002
Los Angeles	2003
San Antonio, Asst. Coach	2008
Nnemkadi Ogwumike	Stanford '12
Los Angeles	2012-13
Heather Owen	Stanford '98
Washington	1999-00
Kate Paye	Stanford '95
Minnesota	2000-01
Seattle	2002
Kayla Pedersen	Stanford '11
Tulsa	2011-12
Connecticut	2013
Jeanette Pohlen	Stanford '11
Indiana	2011-13
Nicole Powell	Stanford '04
Charlotte	2004
Sacramento	2005-09
New York	2010-12
Nicole Powell	2013
Olympia Scott	Stanford '98
Utah	1998-99
Detroit	1999-2000
Indiana	2001-02, 06
Charlotte	2004
Sacramento	2005
Phoenix	2007-08
Brooke Smith	Stanford '07
Phoenix	2008-10
Charmin Smith	Stanford '97
Minnesota	1999
Seattle	2000-01
Phoenix	2003
Kate Starbird	Stanford '97
Sacramento	1999
Utah	2000-02
Seattle	2002
Indiana	2004
Kate Steding	Stanford '90
Sacramento	2000
Seattle	2001
Atlanta, Asst. Coach	2008

STANFORD (cont'd)

Joslyn Tinkle	Seattle	Stanford '13
Jamila Wideman	Los Angeles	Stanford '97
Cleveland	1997-98	
Portland	1999	
Cleveland	2000	
Candice Wiggins	Minnesota	Stanford '08
Tulsa	2008-12	
Tulsa	2013	
Val Whiting	Detroit	Stanford '93
Detroit	1999	
Minnesota	2000-02	
Lindsay Yamasaki	Miami	Stanford '02
New York	2002	
New York	2003	

UCLA

Nicole Anderson	Los Angeles	UCLA '93
Los Angeles	1999	
Nikki Blue	Washington	UCLA '06
Washington	2006-09	
New York	2010	
Sandra Van Embricqs	Los Angeles	UCLA '90
Los Angeles	1999	
Michelle Greco	Seattle	UCLA '03
Seattle	2004	
Maylana Martin	Minnesota	UCLA '00
Minnesota	2000-01	
Charlotte	2002	
Noelle Quinn	Minnesota	UCLA '07
Minnesota	2007-08	
Los Angeles	2009-11	
Washington	2012	
Seattle	2013	
Rehema Stephens	Sacramento	UCLA '92
Sacramento	1998	
Natalie Williams	Utah	UCLA '92
Utah	1999-2002	
Indiana	2003-05	
Lisa Willis	Los Angeles	UCLA '06
Los Angeles	2006	
New York	2007-08	

USC

Michelle Campbell	Utah	USC '97
Utah	1999	
Washington	2000	
Cynthia Cooper	Houston	USC '86
Houston	1997-2000, 03	
Phoenix, Head Coach	2001-02	
Kim Gessig	Los Angeles	1997
Briana Gilbreath	Phoenix	USC '12
Phoenix	2013	
Ebony Hoffman	Indiana	USC '04
Indiana	2004-10	
Los Angeles	2011-13	
Monica Lamb	Houston	USC '87
Houston	1998-2000	
Lisa Leslie	Los Angeles	USC '94
Los Angeles	1997-09	
Nicky McCrimmon	Los Angeles	USC '94
Los Angeles	2000-04	
Pamela McGee	Sacramento	1997
Sacramento	1997	
Los Angeles	1998	
Cheryl Miller	Phoenix, Head Coach	1997-2000

USC (cont'd)

Eshaya Murphy	USC '07
Minnesota	2007
Detroit	2008
Indiana	2009-10
Chicago	2010-13
Karleen Thompson	USC '96
Los Angeles, Asst. Coach	2002-04
Los Angeles, Interim Head Coach	2005-06
Houston, Asst. Coach	2005-06
Houston, Head Coach	2007
Tina Thompson	USC '97
Houston	1997-08
Los Angeles	2009-11
Seattle	2012-13
Adrain Williams	USC '99
Phoenix	2000-03
San Antonio	2004
Minnesota	2006
Sacramento	2007

UTAH

Leilani Mitchell	Utah '08
New York	2008-13
Kim Smith	Utah 2006
Sacramento	2006-08
Shona Thorburn	Utah '06
Minnesota	2006
Seattle	2007

WASHINGTON

Amber Hall	Washington '99
Portland	2002
Kristen O'Neill	Washington '03
Seattle	2008
Jamie Redd	Washington '99
Seattle	2000, 01, 02

WASHINGTON STATE

Shelley Patterson	Washington State '83
Indiana, Asst. Coach	2002-04
Charlotte, Asst. Coach	2006-09
Minnesota, Asst. Coach	2010-13

PAC-12 IN THE WNBA DRAFT HISTORY

1997 Player Allocation Draft

Player	School	Pos.	Rd	Pick	Team
Cynthia Cooper	USC	Guard		6	Houston Comets
Lisa Leslie	USC	Center		7	Los Angeles Sparks

1997 - Elite Draft

Player	School	Pos.	Rd	Pick	Team
Isabelle Fijalkowski	Colorado	C/F	1	2	Cleveland Rockers
Kym Hampton	ASU	C/F	1	4	New York Liberty

1997 - College Draft

Player	School	Pos.	Rd	Pick	Team
Tina Thompson	USC	Forward	1	1	Houston Comets
Pamela McGee	USC	Center	1	2	Sacramento Monarchs
Jamila Wideman	Stanford	Guard	1	3	Los Angeles Sparks
Raegan Scott	Colorado	F/C	3	21	Utah Starzz
Monique Ambers	ASU	Forward	4	25	Phoenix Mercury

1998 - College Draft

Player	School	Pos.	Rd	Pick	Team
Olympia Scott	Stanford	F/C	2	11	Utah Starzz
Rehema Stephens	UCLA	Guard	3	25	Los Angeles Sparks
Tanja Kostic	Oregon St.	Forward	3	26	Cleveland Rockers
Adia Barnes	Arizona	Forward	4	33	Sacramento Monarchs
Vanessa Nygaard	Stanford	Forward	4	39	New York Liberty
Monica Lamb-Lattin	USC	Center	4	40	Houston Comets

1999 - Expansion Draft

Player	School	Pos.	Rd	Pick	Team
Kristin Folkl	Stanford	Forward		1	Minnesota

1999 - College Draft

Player	School	Pos.	Rd	Pick	Team
Natalie Williams	UCLA	Center	1	3	Utah Starzz
Jennifer Azzi	Stanford	Guard	1	5	Detroit Shock
Val Whiting	Stanford	Center	2	17	Detroit Shock
Sonja Henning	Stanford	Guard	2	24	Houston Comets
Kate Starbird	Stanford	Guard	3	26	Sacramento Monarchs

2000 - College Draft

Player	School	Pos.	Rd	Pick	Team
Maylana Martin	UCLA	Forward	1	10	Minnesota Lynx
Naomi Multiauaopele	Stanford	Center	1	12	Utah Starzz
Katy Steding	Stanford	Forward	1	14	Sacramento Monarchs
Adrain Williams	USC	F/C	2	21	Phoenix Mercury
Milena Flores	Stanford	Guard	3	40	Miami Sol
Rhonda Y Smith	Washington	Center	3	46	Sacramento Monarchs
Marte Alexander	Arizona	Center	3	47	Los Angeles Sparks
Sophie Von Saldern	California	F/C	4	49	Cleveland Rockers
Nicky McCrimmon	USC	Guard	4	63	Los Angeles Sparks

2001 - College Draft

Player	School	Pos.	Rd	Pick	Team
Jenny Mowe	Oregon	Center	2	20	Portland Fire
Angeline Wolvert	Oregon	F/C	3	43	Cleveland Rockers
Reshea Bristol	Arizona	Guard	4	50	Charlotte Sting
Carolyn Moos	Stanford	Center	4	53	Phoenix Mercury

2002 - College Draft

Player	School	Pos.	Rd	Pick	Team
Felicia Ragland	Oregon St	Guard	2	28	Seattle Storm
Lindsey Yamasaki	Stanford	G/F	2	29	Miami Sol
Mandy Nightingale	Colorado	Guard	3	37	Portland Fire
Edniesha Curry	Oregon	Guard	3	41	Charlotte Sting
LaKeisha Taylor	Arizona	Center	4	49	Indiana Fever
Melody Jackson	Arizona St	Center	4	50	Portland Fire
Cori Enghusen	Stanford	Center	4	58	Houston Comets
Elizabeth Pickney	Arizona	Forward	4	60	Sacramento Monarchs

2003 - College Draft

Player	School	Pos.	Rd	Pick	Team
Shaquala Williams	Oregon	Guard	3	30	Cleveland Rockers
Nicole Kaczmarek	UCLA	Guard	3	39	New York Liberty

2004 - College Draft

Player	School	Pos.	Rd	Pick	Team
Nicole Powell	Stanford	Guard	1	3	Charlotte Sting
Ebony Hoffman	USC	Center	1	9	Indiana Fever

2005 - College Draft

Player	School	Pos.	Rd	Pick	Team
DeeDee Wheeler	Arizona	Guard	2	26	Los Angeles Sparks
Catherine Kraayeveld	Oregon	Forward	3	27	San Antonio Silver Stars

2006 - College Draft

Player	School	Pos.	Rd	Pick	Team
Lisa Willis	UCLA	Guard	1	5	Los Angeles Sparks
Shona Thorburn	Utah	Guard	1	7	Minnesota Lynx
Kim Smith	Utah	Forward	1	13	Sacramento Monarchs
Nikki Blue	UCLA	Guard	2	19	Washington Mystics

2007 - College Draft

Player	School	Pos.	Rd	Pick	Team
Noelle Quinn	UCLA	Guard	1	4	Minnesota Lynx
Shay Murphy	USC	Guard	2	15	Minnesota Lynx
Brooke Smith	Stanford	Center	2	23	Sacramento Monarchs
Kristen Newlin	Stanford	F/C	3	34	Houston Comets
Emily Westerberg	Arizona St	Forward	3	37	Phoenix Mercury

2008 - College Draft

Player	School	Pos.	Rd	Pick	Team
Candice Wiggins	Stanford	Guard	1	3	Minnesota Lynx
Lindsey Pluimer	UCLA	Guard	2	20	Washington Mystics
Leilani Mitchell	Utah	Guard	2	25	Phoenix Mercury

2009 - College Draft

Player	School	Pos.	Rd	Pick	Team
Briann January	Arizona St	Guard	1	6	Indiana Fever
Ashley Walker	California	Forward	1	12	Seattle Storm
Camille LeNoir	USC	Guard	2	23	Washington Mystics
Morgan Warburton	Utah	Guard	3	33	Sacramento Monarchs

2010 - College Draft

Player	School	Pos.	Rd	Pick	Team
Jayne Appel	Stanford	F/C	1	5	San Antonio Silver Stars
Alexis Gray-Lawson	California	Guard	3	30	Washington Mystics

2011 - College Draft

Player	School	Pos.	Rd	Pick	Team
Kayla Pedersen	Stanford	Forward	1	7	Tulsa Shock
Jeanette Pohlen	Stanford	Guard	1	9	Indiana Fever
Brittany Spears	Colorado	Forward	2	19	Phoenix Mercury
Ify Ibekwe	Arizona	Center	2	24	Seattle Storm

2012 - College Draft

Player	School	Pos.	Rd	Pick	Team
Nnemkadi Ogwumike	Stanford	Forward	1	1	Los Angeles Sparks
Jacki Gemelos	USC	Guard	3	31	Minnesota Lynx
Amanda Johnson	Oregon	Forward	3	33	Phoenix Mercury
Briana Gilbreath	USC	Guard	3	35	Washington Mystics

2013 - College Draft

Player	School	Pos.	Rd	Pick	Team
Layshia Clarendon	California	Guard	1	9	Indiana Fever
Davellyn Whyte	Arizona	Guard	2	16	San Antonio Silver Stars
Chucky Jeffery	Colorado	Guard	2	24	Minnesota Lynx



Former Cardinal Nnemkadi Ogwumike was the No. 1 draft pick in the 2012 WNBA Draft. She went on to win the WNBA's Rookie of the Year.



LARRY SCOTT COMMISSIONER

Larry Scott came to college athletics in 2009 with an energy and bold vision that he has used to deliver monumental changes to one of the most storied Conferences in the country, the Pacific-10, and transform it into a modern 12-team Conference built for long-term success.

Scott succeeded Tom Hansen as the sixth Commissioner of the Pac-10 Conference on July 1, 2009. Scott came to collegiate athletics after serving six years as Chairman and Chief Executive Officer of the Sony Ericsson WTA Tour (Women's Tennis Association), where he helped generate unprecedented growth and popularity for women's professional tennis on a global scale.

He has established a solid track record of innovation and growth -- across a range of different sports, at both the college and professional levels -- grounded in deep experience that goes back to his student-athlete days at Harvard.

At the WTA Tour Scott achieved the long-sought goal of equal prize money for women in tennis' grand slam events. He also became the architect of the largest-ever sponsorship in both women's sports and professional tennis, a six-year \$88-million landmark title sponsorship agreement with Sony Ericsson. Among his many other WTA achievements are the largest television deal in women's tennis history, and a reform package that led to a 40 percent increase in prize money - a record \$86 million - and \$750 million in facilities investment.

More recently, in his first four years as Commissioner of the Pac-10, Scott has led the Conference through expansion for the first time since 1978 by successfully adding Colorado and Utah, created a Football Championship Game for the first time in Conference history, transformed the Pac-12 basketball tournaments into must-attend events, secured agreement for equal revenue sharing for the first time ever, delivered a landmark media rights agreement with ESPN and Fox that dramatically increases revenue and national exposure for schools, and created Pac-12 Networks, the first-ever integrated media company owned by a college conference that is delivering increased exposure for all sports throughout the Conference. He has also orchestrated a rebranding of the Conference, with messages of innovation, excellence, and the advantages of West Coast location at its core.

Scott has earned major recognition for his visionary leadership: In 2012, Scott was a finalist for Sports Executive of the Year by the Sports Business Journal and was awarded the Vision Award by Cynopsis Sports. Also that year, the Pac-12 was nominated by Sports Business Journal as Sports League of the Year. In 2013, Scott was given the Americanism Award by the Anti-Defamation League in tribute to his work to affect positive change through sports. Scott also serves on the Board of the Women's Sports Foundation.

Scott's career in athletics extends back to his captaincy of Harvard's tennis team, where he was named an All-American, earned a B.A. in European History in 1986, and gained a lifelong appreciation for the importance of maintaining a careful balance between academics and sports. He went on to play tennis professionally on the ATP circuit, winning one title, and then going on to serve for more than a decade in key posts, including Chief Operating Officer, President of ATP Properties, and Executive Vice President of the International Group. In these roles, which included postings in Sydney, Monte Carlo and London, he was credited with significantly growing the global popularity of men's tennis, establishing the Tennis Masters Cup as one of the sport's most successful events, negotiating the renewal of the ATP's 13-year partnership with Mercedes-Benz -- which remains one of the preeminent sponsorship agreements in tennis history -- and launching tournaments in such developing regions as China and the Persian Gulf.

Larry and his wife, Cybille, live in Danville, Calif., and have three children, Alexander, Sebastien and Alannah.

SCOTT QUICK FACTS

CURRENT POSITION:

**Commissioner
Pac-12 Conference
July 1, 2009-Present**

PREVIOUS POSITION:

**Chairman & CEO • WTA Tour
April 15, 2003-June 30, 2009**

HONORS:

- Finalist for Sports Business Journal Sports Executive of the Year, 2012
- Vision Award Winner, Cynopsis Sports Awards, 2012
- Americanism Award Recipient, Anti-Defamation League, 2013
- TIME Magazine's List of Best Sports Executives, 2008

EDUCATION:

Harvard University, B.A. European History
1986 graduate with Honors

ATHLETIC ACCOMPLISHMENTS:

All-American tennis player at Harvard
Three-year professional tennis player, winning one ATP title

PREVIOUS PAC-12 COMMISSIONERS

**EDWIN N.
ATHERTON**
1940-1944

VICTOR O. SCHMIDT
1944-1959

**THOMAS J.
HAMILTON**
1959-1971

WILES HALLOCK
1971-1983

THOMAS C. HANSEN
1983-2009

LAWRENCE G. SCOTT
2009-Present

LEARFIELD SPORTS DIRECTORS' CUP

Seven Pac-12 Conference institutions finished the 2012-13 academic year ranked in the final Learfield Sports Directors' Cup top 25, the most of any conference, the National Association of Collegiate Directors of Athletics (NACDA) announced.

STANFORD won its 19th consecutive cup after claiming a national championship in women's tennis and top-four finishes in women's cross country, women's soccer, men's gymnastics and women's water polo, accumulating an impressive 1,261.25 points.

With its baseball national title earned earlier this week, UCLA moved up to finish third (1,227.25 points) for the second straight year. In addition to the baseball crown, the Bruins posted top-four finishes in six other sports - men's and women's water polo, men's and women's tennis, women's gymnastics and women's golf. USC placed 14th overall with 945.00 points after sweeping the men's and women's water polo titles. OREGON placed 15th with 929.75 points after picking up a pair of NCAA titles in women's cross country and women's indoor track and field. Five top-four finishes helped CALIFORNIA to finish 17th (858.83), while ARIZONA STATE and ARIZONA rounded out the top 25, finishing 18th (852.08) and 23rd (786.58), respectively.

WASHINGTON finished 28th with 716.08 points, COLORADO was 56th overall (418.00, followed by OREGON STATE (69th, 319.50), UTAH (77th, 261.25) and WASHINGTON STATE (tied 192nd, 73.00).

The success of the Pac-12 in the Directors' Cup was bolstered by the capturing of eight NCAA titles, most among all conferences. In addition, 10 Pac-12 league members finished among the top four in 22 NCAA championships, while the Big Ten was next with its league members placing among the top four in 18 NCAA championships.

The Directors' Cup was developed as a joint effort between the National Association of Collegiate Directors of Athletics (NACDA) and USA Today. Points are awarded based on each institution's finish in up to 20 sports - 10 women's and 10 men's.

CONFERENCE COMPARISON

Conference*	Top 25 Schools	Membership Ratio
1. Pac-12 (12)	7	.583
2. SEC (12)	6	.500
3. Big Ten (12)	5	.417
4. ACC (12)	4	.333
5. Big 12 (10)	2	.200
6. Big East (15)	1	.067

* based on 2012-13 membership

WHERE THEY RANKED

School	Total Pts
1. Stanford	1261.25
3. UCLA	1227.25
14. USC	945.00
15. Oregon	929.75
17. California	858.83
18. Arizona State	852.08
23. Arizona	786.58
28. Washington	716.08
56. Colorado	418.00
69. Oregon State	319.50
77. Utah	261.25
T192. Washington State	73.00

TOM HANSEN CONFERENCE MEDAL WINNERS



A Conference Medal is awarded annually to each member institution's outstanding senior male and female student-athlete based on the exhibition of the greatest combination of performance and achievement in scholarship, athletics and leadership. Conference medal winners have been named every year since the 1960-61 academic year. In 2009, the Pac-12 renamed the award the Tom Hansen Conference Medal in honor of Hansen, who retired at the end of June 2009 after serving for 26 years as Commissioner of the Pac-10.

Following are the 2012-13 award winners:

2012-13 PAC-12 TOM HANSEN CONFERENCE MEDAL WINNERS

School	Men	Women
Arizona	John Bonano, Football	Brigetta Barrett, Track & Field
Arizona State	Carrick Felix, Basketball	Constance Ezugha, Track & Field
California	Tom Shields, Swimming & Diving	Layshia Clarendon, Basketball
Colorado	Sabatino Chen, Basketball	Emma Coburn, Cross Country/Track & Field
Oregon	Michael Clay, Football	Alaina Bergsma, Volleyball
Oregon State	Matt Boyd, Baseball	Makayla Stambaugh, Gymnastics
Stanford	Mark Appel, Baseball	Becky Dru, Field Hockey
UCLA	Jeff Locke, Football	Vanessa Zamarripa, Gymnastics
USC	Matt Barkley, Football	Melanie Grindle, Rowing
Utah	Miles Havlik, Skiing	Rachel Messer, Basketball
Washington	Jeremy Taiwo, Track & Field	Christine Babcock, Track & Field
Washington State	Adam Nelubowich, Baseball	Liudmila Vasilieva, Tennis



KEVIN WEIBERG • Deputy Commissioner and Chief Operating Officer

Deputy Commissioner Kevin Weiberg enters his fourth year with the Pac-12 Conference. Weiberg has responsibility for all aspects of the Pac-12 Conference's administrative operations. He has oversight responsibility for the Conference's daily operations, including governance, enforcement, compliance, sport management, championships, football bowl relationships, officiating, and television administration.

Prior to joining the Pac-12, Weiberg was the Chief Executive Officer of iHoops from 2009 to 2010, a joint venture between the NCAA and NBA, formed to develop a structure and programs to improve the quality of youth basketball in the United States.

Weiberg has extensive experience in college athletics, as well. He served as vice president of university planning and development for the Big Ten Network from 2007-09. In addition, he served as deputy commissioner of the Big Ten Conference under Jim Delany from 1989 to 1998.

Weiberg served as commissioner of the Big 12 Conference from 1998 to 2007, overseeing its transformation into one of the most competitive and financially successful conferences in the country. Weiberg is a 1978 graduate of Kansas State University and earned a master's degree from Western Illinois University in 1979.



WOODIE DIXON • General Counsel and Senior Vice President Business Affairs

Woodie Dixon joined the Pac-12 in April 2010 and manages all business affairs, in-house legal matters and human resources for the Conference and Pac-12 Networks, as well as football administration for the Conference.

Prior to joining the Pac-12, Dixon spent six years (2004-10) as General Counsel for the NFL's Kansas City Chiefs overseeing all legal matters for the franchise, including player, marketing, sponsorship, stadium operations, special event and sales contracts, litigation and licensing. Previously, he has practiced law with the NFL, Sidley, Austin, Brown & Wood LLP in Chicago, and Dorsey & Whitney LLP in Minneapolis, Minn.

Dixon is a graduate of Harvard Law School, the University of Massachusetts graduate program in Sports Management and Amherst College.



DANETTE LEIGHTON • Chief Marketing Officer

Danette Leighton joined the Pac-12 Conference in April 2010 as the Conference's first Chief Marketing Officer. Her responsibilities include leading the Conference and Pac-12 Networks in the development and implementation of strategic marketing and communication programs, as well as integrating and supporting the marketing interests of the member institutions. She oversees the areas of business operations, communications, event operations, marketing, public affairs and ticket sales, as well as the communications and marketing departments at Pac-12 Networks.

An Arizona graduate, Leighton returns to the Pac-12 where she began her career as a public relations intern. Most recently, she acted as Vice President of Marketing and Brand Development for Maloof Sports & Entertainment. She spent the last decade overseeing all marketing and branding efforts for the NBA's Sacramento Kings and ARCO Arena, as well as the business operations for the WNBA's Sacramento Monarchs.

Previously, she led Sony's sports marketing division, focusing on the PGA Tour and the Sony Open in Hawai'i. She also served as the executive director of the 1999 NCAA Women's Basketball Final Four at Stanford and worked in public relations for the Fiesta Bowl.



RON MCQUATE • Chief Financial Officer

McQuate joined the Pac-12 in March 2010 as the Chief Financial Officer and manages the finances for the Conference and Pac-12 Networks. Prior to joining the Pac-12, McQuate spent seven years at the Sony Ericsson WTA Tour (WTA) where he served Sr. Vice President of Finance.

Before the WTA, McQuate acted as Vice President of Finance for the Soccer, Europe, and Events Divisions of AEG in Los Angeles, Calif.

He began his career in sports with the Cleveland Indians as Controller and then Director of Corporate Planning and Development. McQuate earned his B.S.B.A. in accounting from the University of Dayton.



GLORIA NEVAREZ • Senior Associate Commissioner, Senior Woman Administrator

Gloria Nevarez was named the Pac-12's Senior Associate Commissioner and Senior Woman Administrator in April 2010. Nevarez is responsible for the administration of the Conference's Senior Woman Administrators and oversees all sports except football. She is the Pac-12 liaison for men's basketball and women's golf.

Before joining the Pac-12, Nevarez spent the previous three years as Senior Associate Athletic Director at the University of Oklahoma, overseeing marketing, human resources, strength and conditioning and several sports including men's and women's basketball. She also served as the University's liaison for Title IX compliance and Big 12 governance issues. Before Oklahoma, Nevarez was Associate Commissioner/SWA for the West Coast Conference. Nevarez previously held positions in program management, compliance and legal affairs at the University of California. She also worked in the athletic department at San Jose State University and was an adjunct faculty member at the University of San Francisco.

Nevarez is a graduate of the University of Massachusetts where she played basketball and is a University of California, Berkeley Law alumna.



RON BARKER • Associate Commissioner, Governance & Enforcement

Ron Barker joined the Pac-12 as Assistant Commissioner for Governance and Enforcement in October of 2001 and was promoted to Associate Commissioner in February of 2006. His job duties include administering the Conference's enforcement and NCAA governance programs and working with the Faculty Athletic Representative group as well as managing the hardship petitions.

Prior to joining the Pac-12, Barker served as an enforcement representative for the National Collegiate Athletic Association (1999-2001). He has also been an investigator for the Legal Department of Novell, Inc. of Provo, Utah (1992-99) and served as a graduate assistant basketball coach at Brigham Young University (1989-91).

A former professional basketball player for Deportivo Luqueño (Paraguay), Barker is a 1987 graduate of California State University, Long Beach. He earned his master's degree in sports administration from BYU in 1991. He and his wife, Heidi, have four children.



CHRIS DAWSON • Associate Commissioner, Sports Management

Chris Dawson was named Assistant Commissioner of Olympic Sports in August 2001 and was promoted to Associate Commissioner in February of 2006. She is the Conference liaison for women's basketball, men's soccer, swimming and diving, tennis and softball. Dawson is also responsible for administering the officiating policy. She currently serves on the NCAA Division I Women's Basketball Committee as well as the NCAA Division I Awards, Benefits, Expenses and Financial Aid Cabinet.

Prior to joining the Pac-12, Dawson spent 23 years at the University of California as the Associate Athletic Director for Sport Programs and Senior Women's Administrator from 1992 to 2001. She was named Assistant Athletic Director for the Cal Women's Athletic Department in 1989 and was the Sports Information Director for the women's department from 1979-89. Dawson served as the chair of the NCAA Championships & Competition Cabinet, and as a member of the NCAA Strategic Planning Cabinet, the NCAA Soccer Rules Committee, the NCAA Woman of the Year Committee and the NCAA Volleyball Committee.

Dawson is a 1975 honors graduate of the University of Virginia where she was a student-athlete in basketball. She earned a master's degree in education, with emphasis in sport administration from Ohio University in 1979.



DUANE LINDBERG • Associate Commissioner, Television

Duane Lindberg returned to the Pac-12 staff for his second tour of duty in 1991 as Assistant Commissioner for Electronic Communications, and was promoted to Associate Commissioner, Television in February of 2006. His job duties include overseeing the Conference television agreements.

Lindberg spent 1989-91 at the Southwest Conference in Dallas as Assistant Commissioner overseeing the Conference's compliance program. His first stint at the Pac-12 saw him serve as Assistant Commissioner for Compliance and Enforcement in 1989, Assistant to the Commissioner from 1986-89, and Assistant Public Relations Director from 1983-86. He previously served two-and-one-half years as Assistant SID at USC.

A Tacoma, Wash., native, Lindberg has both undergraduate (1979) and master's (1981) degrees from the University of Washington.



ERIK PRICE • Associate Commissioner, Compliance

Erik Price joined the Pac-12 Conference in October 2002 after spending seven years in the Office of the Faculty Athletics Representative at the University of California, serving as Senior Administrative Analyst (1994-2000). Promoted to Associate Commissioner in July of 2013, he is primarily responsible for the Conference's compliance program, which includes rules education, and monitoring and interpreting NCAA and Conference rules for all Conference members.

Assistant Commissioner in February of 2006, his responsibilities include assisting the Compliance and Enforcement staff in monitoring and applying NCAA and Conference legislation. He coordinates the Pac-12 Student-Athlete Advisory Committee (SAAC).

A native of Berkeley, Calif., he is a 1989 graduate of Columbia University with a degree in economics and received a master's degree in journalism from the University of California in 1991.

He and his wife Paula are the parents of two children, Sasha and Ben.



TAMMY NEWMAN • Associate Commissioner, Governance & Enforcement

Tammy Newman joined the Pac-12 Conference in 1989. Promoted to Associate Commissioner, Governance in July 2013, her responsibilities include directing the NCAA and Pac-12 governance processes for the Conference office and institutional members. Additionally, she serves as the staff liaison to the Council, DLIR, Legislative and Nominating Committees. She also oversees the Conference VIP hospitality programs.

Newman has a bachelor of arts degree from Saint Mary's College of California. A Bay Area native, she is married to Dennis Willing.



HEATHER PERRY • Associate Commissioner, Sports Management & Championships

Heather Perry was named Assistant Commissioner of Championships in June 2007. She serves as the Conference liaison for baseball, women's gymnastics, men's and women's rowing, volleyball and is the Tournament Director for the Pac-12 Women's Basketball Championship.

Prior to joining the Pac-12, Perry spent nine years at the NCAA, most recently as the Associate Director of Playing Rules Administration. In her role, she has served as a championships administrator and media coordinator at the Women's College World Series, Women's Final Four, Division II Women's Elite Eight, Women's Frozen Four and the Women's Rowing Championship.

Perry earned her undergraduate degree from Ball State University in Muncie, Ind., where she received a bachelor of science degree in public relations with a minor in speech communication. She also has a master's degree in sports management from BSU.



DAVE HIRSCH • Vice President, Communications

Dave Hirsch has been with the Pac-12 since 1995 and was promoted to Vice President, Communications in June 2010. His responsibilities include administering the Conference marketing and communications programs with particular emphasis in football and men's basketball. Hirsch serves as the Media Operations Director for the Pac-12 Football Championship Game and the Pac-12 Men's Basketball Tournament.

Prior to joining the Pac-12, Hirsch was a member of the University of Arizona media relations staff (1988-1995) where he was Coordinator of Information Services. In that role, he was director of media operations for the Wildcats' nationally-ranked basketball team. He has received numerous citations for excellence in publications by the College Sports Information Directors of America (CoSIDA).

From 1998-2007, Hirsch worked with the Tournament of Roses Association, serving as the Assistant Media Coordinator for the Rose Bowl Game.

Hirsch is a 1986 graduate of the University of Arizona and was a member of the Wildcat baseball team for two years.



HEATHER VAUGHAN • Vice President, Marketing

Vaughan joined the Pac-12 in June 2010 as the Conference's first Senior Director, Marketing. Her duties include enhancing the overall marketing and staging of all Pac-12 Championships and events, serving as the creative lead for the Conference and working with the marketing team to develop and execute strategic marketing plans.

Prior to joining the Conference, Vaughan worked for the Maloof Sports & Entertainment team for nine years, overseeing the creative services department. She was responsible for the marketing, branding and creative materials to support the NBA's Sacramento Kings, the WNBA's Sacramento Monarchs and ARCO arena. She also worked for several advertising agencies in the Los Angeles area.

A San Diego, Calif., native, Vaughan graduated from California State University Chico with a bachelor's degree in communication design. She also holds a master's degree in communications from California State University, Fullerton.



WILL HUNTER • Vice President, Operations

Will Hunter joined the Pac-12 in July 2012 as the Vice President of Operations and oversees the development, operation and coordination of the Pac-12 Football Championship Game and Men's Basketball Tournament.

Hunter came to the Pac-12 after three years as the Event Operations Manager for Cowboys Stadium in Arlington, TX where he managed major events such as Super Bowl XLV, the 2010 NBA All-Star Game, Big 12 Football Championship and Cotton Bowl Classic. Hunter managed over 100 events at Cowboys Stadium for a combined total attendance of over two million guests. In addition to managing operations and logistics for events, he was heavily involved in sponsorship activation at Cowboys Stadium.

Hunter's previous experience includes stops with the NFL League Office in New York and the Scottish Claymores (NFL Europe) in Glasgow, Scotland.

Hunter earned a bachelor's degree in Psychology from Wofford College, where he captained the football team.



ERIK HARDENBERGH • Vice President, Public Affairs

Erik Hardenbergh joined the Pac-12 as the Vice President of Public Affairs in July 2012. Hardenbergh leads the development and execution of public relations plans and strategies promoting the interests and reputation of the Pac-12 and Pac-12 Networks. Hardenbergh plays a pivotal role in enhancing the Conference's visibility at local, national and global levels.

Most recently, Hardenbergh spent four years as the Vice President of the Glover Park Group in Washington, D.C., where he developed strategic messaging platforms and coordinated integrated campaigns for companies including JPMorgan Chase and United Technologies. Hardenbergh has also worked for several sports media outlets including Yahoo! Sports, Fox Sports Northwest and ABC Sports.

Hardenbergh holds a bachelor's degree in political science from Amherst College, where he was an Academic All-American and captained the golf team for three years. Hardenbergh also earned an MBA from the Kenan-Flagler Business School at University of North Carolina-Chapel Hill.



ROB SINE • Vice President, Ticket Sales

Rob Sine was named Vice President of Ticket Sales in June 2012. Sine is responsible for the ticket sales strategy and execution of Pac-12 Championships, including the Pac-12 Men's and Women's Basketball Tournaments and Pac-12 Football Championship Game as his major priorities. Sine also works closely with each of the Pac-12 institutions' ticket sales and operations departments.

Prior to joining the Pac-12, Sine founded and served as president of Hands On Sports, a consulting firm that specialized in working with sport executives to start-up or enhance ticket and sponsorship sales strategies or brand marketing campaigns. Clients included members of the NBA, NFL, MLB, NHL, NCAA, NASCAR, MLS, CFL, IFL, NLL, AFL, AHL and ECHL. Preceding Hands On Sports, Sine spent 11 years working on the team side of professional sports; five years in minor league sports and seven years in leadership roles overseeing ticket sales revenue with three NBA organizations—Portland Trail Blazers, Seattle Sonics, and Milwaukee Bucks.

Sine received his degree from Penn State University.



ANNA ROBERTS • Senior Director, Human Resources

Anna Roberts joined the Pac-12 in September 2011 as the Director of Human Resources and is responsible for all aspects of the Pac-12 people strategy including talent management, staffing, employee relations, compensation and performance management. Prior to joining the Conference office, Roberts was at Support.com, a mid-sized technology company, where she oversaw the human resources function. In addition, she worked several years in the human resource field in various environments, including several years with Adeco Group.

Roberts graduated from California Polytechnic State University, San Luis Obispo.



NATALIA CICCONE • Assistant Commissioner, Communications

Natalia Ciccone was named Assistant Commissioner of Communications for the Pac-10 in October 2008. Her responsibilities include assisting in the Conference's communications and marketing programs, with emphasis on women's basketball, volleyball and outdoor track & field, assisting with the Conference's internet and social media operations, and overseeing the production of the Conference's publications. She also serves as the Media Director of the Pac-10 Women's Basketball Tournament.

Ciccone was an Assistant Media Relations Director at the University of Maryland from 2002-2008, serving as the primary contact for the NCAA Champion women's basketball and field hockey teams. She served as assistant media coordinator for the NCAA Women's Basketball Tournament first and second rounds, and as media coordinator for a number of NCAA field hockey events, including the 2007 NCAA National Championship.

From 2000-03, Ciccone was a Sports Information Assistant at Penn State University, working with several nationally ranked teams. Prior to that, she was an Assistant Sports Information Director at Mount St. Mary's College (Md.).

Ciccone is a 1998 graduate of Goucher College where she was a member of the women's lacrosse team for four years. A New York City native, she resides in Concord, Calif., with her husband, Gene Brtalik, and their son.



CHRIS MERINO • Assistant Commissioner, Compliance

Chris Merino joined the Pac-12 in September 2013 as Assistant Commissioner of Compliance. His responsibilities include assisting the Compliance and Enforcement staff in monitoring and applying NCAA and Conference legislation, as well as aiding with coordination of the Pac-12 Student-Athlete Advisory Committee.

Prior to joining the Pac-12, Merino served as the Assistant Director of Compliance Services at Stanford University, where he administered and monitored student-athlete eligibility, amateurism issues, financial aid and playing and practice seasons. Preceding Stanford, Merino was a post-graduate intern with the NCAA, working with the Academic and Membership Affairs department. He has also previously served as a compliance assistant with the West Coast Conference and a legal compliance intern with Santa Clara University Athletics Department.

Merino graduated from the Santa Clara University of Law with his Juris Doctor degree. He earned his bachelor's degree in history from the University of Notre Dame. He and his wife welcomed their first child, Mateo Jude Merino, on July 5, 2013.



KRISTINE BERNDT • Assistant Commissioner, Sports Management and Championships

Kristine Berndt joined the Pac-12 in August 2006 as the Administrative Fellow and was hired on a full-time basis in July 2007. Berndt was promoted to Assistant Commissioner, Sports Management and Championships in June 2012 and serves as the Conference liaison for cross country and track and field, women's soccer, men's golf and wrestling. Berndt is responsible for overseeing all Conference Championships and serves as the Assistant Tournament Director for the Pac-12 Women's Basketball Championship.

Berndt earned a bachelor's degree in physical education with a minor in Spanish from the University of Alabama, Birmingham where she was a four-year member of the softball team. She is currently working on her thesis of the Work-Family Balance of Senior Level Women Administrators as a culmination project to earn a master's degree in sport management from San Jose State University. Berndt resides in Brentwood, Calif., with husband Brandon and two daughters.



STEPHANIE CRANMER • Controller

Stephanie Cranmer joined the Pac-12 in April 2012 as Controller. Her responsibilities include day-to-day accounting, budgeting and reporting functions and maintaining the general ledger for the Pac-12.

Cranmer previously spent two and a half years as a senior accountant for Armano McKenna, LLP, serving some of the Bay Area's largest schools, non-profits, foundations and corporations. She has also worked for the William and Flora Hewlett Foundation and Price-waterhouseCoopers. Cranmer is a member of the American Institute of Certified Public Accountants and the California Society of Certified Public Accountants.

A graduate of UCLA with a bachelor's degree in business economics and minor in accounting, Cranmer was a sports marketing intern in the athletic department for three years. She currently resides in Walnut Creek with her husband, Max.



TAYLOR LIEN • Director, Business Operations

Taylor Lien joined the Pac-12 in July 2009 as a strategy intern, identifying and analyzing growth opportunities and assisting in the development of a strategic roadmap for the Conference. In December 2009, he was promoted to Manager, Business Development.

Lien was promoted in June 2012 to Director, Business Operations, where he oversees the research and analytics for the Pac-12's new initiatives. He is also responsible for the business strategy, revenue and contractual aspects of the Conference's major championship events, acts as a liaison between the Conference office and Pac-12 Enterprises, and is part of the team developing the Pac-12's international initiative, with a focus on China.

Lien is a 2009 graduate of the University of California, Berkeley with a bachelor's degree in business administration from the Haas School of Business.



MICHAEL ORTIZ • Director, Video Operations

Michael Ortiz was named Video Operations Director in May 2012. Ortiz manages the day-to-day video operations at the Pac-12, including oversight of the Conference's Command Center for its officiating programs and instant replay technologies.

Ortiz came to the Pac-12 from Oregon State, where he served as the Football Video Director since 2007, overseeing management of the OSU football video department. Ortiz responsibilities included managing the coaching analysis information network, maintained hardware and software, overseeing video crews and creating videos for football-related functions and the recruitment process. Prior to Oregon State, Ortiz was the Assistant Video Director at both the University of Washington and the University of Colorado. Ortiz was voted Pac-12 Video Coordinator of the year by his peers for the 2009-10 and 2012-13 seasons and was a finalist for the National Video Coordinator of the year.

Ortiz is a graduate of the University of Colorado with a bachelor's degree in broadcast journalism.



CARRIE XU • Senior Manager, International

Carrie Xu joined the Pac-12 in November 2012 as the Conference's first Senior Manager, International. Xu is responsible for all aspects of the Pac-12's globalization initiative aimed to proactively promote the Conference and its member institutions to new audiences through educational collaboration, cultural exchange and sport.

Prior to the Pac-12, Xu worked for Nike on its basketball initiatives, product marketing and merchandising in China. Xu began her career as a management trainee at Unilever China in Shanghai.

A Shanghai native, Xu graduated from Fudan University in China with a bachelor's degree in economics. Xu also holds an MBA from the Marshall Business School at the University of Southern California.



IN JA HALCOMB • Executive Assistant to the Commissioner

In Ja Halcomb was named Executive Assistant to the Commissioner in July 2012. Halcomb provides administrative assistance to the Commissioner.

Halcomb joined the Pac-12 after nine years as an Executive Assistant for Maloof Sports and Entertainment, where she assisted the company President with daily administration and business operations for the Sacramento Kings and Power Balance Pavilion. Halcomb worked directly with the executive management team, including the finance, sales, marketing and operations departments.



LINA DIAZ • Assistant Director of Business and Finance

Lina Diaz was promoted to Assistant Director of Business and Finance in February 2006. She assists the Chief Financial Officer and Controller with maintaining the Conference's financial records and disbursement of funds.

Diaz joined the Pac-12 in October of 1991, but had worked in other part-time temporary capacities for the Conference since March of 1989 before joining the staff on a full-time basis.

A native of the Philippines, Diaz is a graduate of Far Eastern University in Manila with a degree in Commerce with an emphasis in banking and finance. She had worked in various secretarial positions around the Bay Area before joining the Pac-12.



ANNA KAREFA-JOHNSON • Event Marketing Manager

Anna Karefa-Johnson joined the Pac-12 in July 2012. She is responsible for executing the Pac-12 branding initiative while managing the Conference's live events, partner activations, premium items and merchandising.

Prior to joining the Pac-12, Karefa-Johnson worked with UMCA Sports where she managed event production for clients such as Nike Basketball, LRMR, The LeBron James Family Foundation and King's Academy Basketball Camp. She has also held public relations internships with the Los Angeles Lakers, Baltimore Ravens and the NFLPA.

Karefa-Johnson holds a bachelor's degree in communication from the University of Southern California. She also earned a master's in sports industry management from Georgetown University.



AMY ZIRKLE • Interactive Marketing Manager

Amy Zirkle was named the Interactive Marketing Manager in August 2012. She is responsible for promoting the business interest of the Conference through both strategy and design. Zirkle is the in-house designer for the Conference for web, social, digital, special events and championships. Zirkle works on upholding the Pac-12's values of integrity and heritage while focusing on helping to continue the transformation of the Pac-12 into the new digital media era.

Zirkle came to the Pac-12 from working as a senior marketing and web designer for consumer product companies in North Carolina. She also has nine years of experience working with the Baltimore Orioles as part of the community and media relations teams, as well as a productions crew member.

Zirkle graduated with a bachelor of marketing degree from University of Maryland. She also has an associate degree in specialized technology in graphic design from the Art Institute of York, Pa.



RONNY BUSH • Operations Manager

Ronny Bush was named the Operations Manager in October 2012. He is responsible for coordinating event logistics for the Pac-12 Football Championship Game and the Pac-12 Men's Basketball Tournament including facilities, transportation, team operations, and event timelines.

Prior to joining the Pac-12, Bush worked as a Marketing Assistant at the University of Washington where he was responsible for the marketing and game-day production of volleyball, gymnastics, baseball, and track and field. He also assisted with the marketing and promotions for Husky Football and Men's Basketball games. Prior to working in marketing, Bush was an intern with the event management department, assisting in the operations and coordination of home athletic, university, and special events.

Bush is a graduate of Washington State University where he earned a bachelor of arts in sport management in 2010.



CHERYL WONG • Sports Management Manager

Cheryl Wong was named sports management manager in August 2012. Her primary responsibilities include assisting the Conference's multiple officiating programs, as well as serving as the sports liaison for wrestling. As part of the sports management team, she will also assist with the Pac-12 Football Championship Game, as well as, the men's and women's basketball tournaments.

Wong came to the Pac-12 from the University of California where she was the travel coordinator. While there, she successfully researched and secured airfare, local and road transportation, and lodging for all of Cal's 29 varsity teams. She also was the primary contact for the Cal football airplane charter. In addition to being the travel coordinator, Wong was also part of the event management football game day staff for three seasons.

Wong is a graduate of UCLA where she received a bachelor of arts in the study of religion. She also earned a master's in education with a major in sport administration from the University of Miami.



JAIMIE ALFIERI • Video Operations Coordinator

Jaimie Alfieri joined the Pac-12 Conference as Video Operations Coordinator in September 2013. She assists the Director of Video Operations in overseeing all Video Coordinators in the Conference, as well as providing video and video support for officials and networks.

Alfieri previously worked as a ticker operator and logger with Pac-12 Enterprises, writing on-air headlines for breaking news stories and archiving games for highlight package purposes. Prior to joining the Pac-12, she served as the head student video editor for the Oregon State University Football Video Department, where she edited practices and games and organized editing crews.

Alfieri graduated from Oregon State University in May 2012.



KYRA GEITHMAN • Communications Fellow

Kyra Geithman joined the Pac-12 as a Communications Fellow in July 2013. Geithman is a 2013 graduate of Arizona State University with a bachelor's degree in journalism and mass communication with a minor in design studies.

Prior to joining the Pac-12, Geithman was a intern in the ASU sports information department, assisting in media relations efforts for softball, volleyball and swimming. She wrote recaps, game notes and previews for publication to TheSunDevils.com, assisted with game-day operations, designed graphics and interactive content for publications and updated social media. Geithman was also a community assistant in a residence hall of 1,200 students providing mentoring and advising to students.



SEAN HARRIS • Administrative Fellow

Sean Harris joined the Pac-12 as an Administrative Fellow in July 2013. Harris graduated from Washington State University in 2013 with a bachelor's degree in sport management with a emphasis on business administration.

Harris was a student intern for the WSU Foundation on the annual giving and special gifts team. He helped receive and organize donations as well as hosting foundation sponsored events and fundraisers. Harris worked in the WSU tutoring services providing fellow student-athletes with professional assistance in sport management courses. Harris was a four-year varsity letter award recipient for the track and field team while at WSU.



SARAH JENNINGS • Communications Fellow

Sarah Jennings joined the Pac-12 as a Communications Fellow in July 2012. Jennings is a 2010 graduate of the University of Washington with a bachelor's degree in communication and earned her master's in Sport Administration and Leadership from Seattle University in June 2013.

Jennings was most recently a graduate assistant in the sports information department at the University of Washington. She worked with the men's and women's crew programs managing the crew pages on the athletics website including writing feature stories, press releases event previews and notes. In addition, Jennings traveled with the teams to events and worked in planning and execution of events such as the Windemere Cup.



Meghan Cesnik
Administrative Assistant
Front Desk Coordinator



Wendy Heredia
Senior Administrative
Assistant
Marketing & Communications



Lytisha Santiago
Executive Assistant
Business Affairs & CFO



Michelle Zumalt
Administrative Assistant
Deputy Commissioner & COO



TONY CORRENTE • Coordinator of Football Officiating

Tony Corrente was appointed Coordinator of Football Officiating in June 2011. He officiated 20 seasons as a collegiate official, including 13 seasons at the Division I level. He has spent 16 seasons in the National Football League where he has been awarded the opportunity to officiate in the NFL postseason as either an on field official or as an alternate in 15 of his 16 seasons with the league. His postseason assignments have included two NFL Europe "World Bowls", two American Bowls (Sydney and Tokyo), the Pro Bowl, three Conference Championships and a pair of Super Bowls (XL and XLI).

Outside of his officiating profession, Corrente has earned his bachelors degree from Cal State Fullerton, and a masters degree in education from Azusa Pacific University. He is currently a high school educator in social sciences.



BOBBY DIBLER • Coordinator of Men's Basketball Officiating

Bobby Dibler enters his 15th year with the Mountain West after working in a similar capacity at the Western Athletic Conference from 1992-98. Prior to his duties of coordinating officials for the Conference, he was a WAC basketball official for 19 years. Dibler has also officiated in the Southwest Athletic (1973-93), Big West (1982-93), Pacific-10 (1982-86, 1988-1993), Big Eight (1981-82), and Missouri Valley (1973-82) conferences. During his 20 years as an official, he worked 14 NCAA tournaments, including three Final Fours, and several NIT games. Dibler was also employed with the Proctor and Gamble Distributing Company as an Account Executive/Operations Manager for 31 years before retiring in December 1999.



VIOLET PALMER • Coordinator of Women's Basketball Officiating

A pioneer in refereeing, Violet Palmer was named the Conference's Coordinator of Women's Basketball Officiating in May 2010. The first woman to officiate a major U.S. professional sport at the highest level when she became a referee in the National Basketball Association (NBA) in 1997, Palmer has been on the NBA's officiating roster for 13 years and is the only woman among the league's officiating staff.

Palmer has officiated NBA playoff games and the WNBA Championships. Prior to joining the professional ranks, she spent nine seasons officiating at the collegiate level, including five NCAA Women's Final Fours and two National Championship games.

Palmer's duties with the Pac-12 will include implementing the Conference's officiating program, as well as identifying, recruiting and assigning referees. Palmer's strength and focus on education and training will further develop the Conference's officials and elevate them to the next level.

Palmer is a native of Los Angeles and a four-year letterwinner at Cal Poly Pomona where she led the Broncos to the 1985 and 1986 NCAA crowns.



DAN PEDERSEN • Coordinator of Baseball Officiating

Dan Pedersen was named Coordinator of Baseball Officiating in July 2002. He spent 24 years as an NCAA Division I umpire and retired from the field in 2003. He has worked five College World Series (youngest at age 26) and more than twenty NCAA regional championships. He also worked the 1991 Pan American Games in Havana, Cuba, and is a former professional umpire.

Prior to joining the Pac-12 staff, Pedersen served as Supervisor of Baseball Umpires for the Western Athletic Conference. Under his guidance, the WAC program became one of the most successful in the nation. There is a tremendous contrast between his professional career and his baseball career. Dan spent 17 years managing programs within the space launch industry and is now serving in a senior management position developing and manufacturing the next generation of advanced avionics.

Pedersen holds a bachelor of science degree in business management. He and his wife, Melissa, have two children, Brady and Alyssa, and reside in San Diego, Calif.



JOANNE VENDITTO • Coordinator of Softball Officiating

Joanne Venditto was appointed the newly created Coordinator of Softball Officiating in June 2003. She brings more than two decades of experience with assigning and coordinating softball programs, including 10 years at the Division I level.

From 2001-03, Venditto served as Softball Umpire Liaison for the Pac-10, helping to facilitate communication between Pac-12 coaches and umpires, disseminating playing rule interpretations and assisting in the standardization of umpiring mechanics. She spent two years as Coordinator of Softball Umpires for the Big West Conference and has also assigned for the California Collegiate Athletic Conference (CCAA), the NAIA and the Western State Community College Conference. In addition to her work with conferences, Venditto coordinated four workshops in 2002-03 as part of the NCAA Umpire Development Program. As an official, she worked full Division I and Division II schedules from 1980-1991.

Venditto holds a degree in recreation administration from California State University Northridge.



SANDRA HUNT • Coordinator of Women's Soccer

Sandra Hunt was named Coordinator of Women's Soccer Officiating in April of 2009. Her duties include implementing the Conference's officiating program in women's soccer, as well as identifying, recruiting, training, assigning and evaluating referees for matches at Pac-12 institutions.

Hunt spent 17 years as an on-field official before retiring in 2004, representing the United States on officiating crews at a number of international events, including the 1999 and 2003 FIFA Women's World Cup, and the 2000 Olympic Games. Her experiences cover all levels of soccer, including the collegiate level where she was assigned the national championship game at the NCAA Women's College Cup twice. In 1998, she became one of the first two women to referee a game in Major League Soccer (MLS) and has also officiated in the Women's United Soccer Association (WUSA) professional league.

She is one of only 23 United States Soccer Federation (U.S.S.F.) national assessors designated a match inspector and is currently serving on the Board of Directorship for the U.S. Soccer Committee, National Association of Sports Officials (NASO) and Whatcom Sports Commission. Hunt a graduate of Seattle Pacific University with a degree in leisure and recreation.



CHARLIE BROWN • Coordinator of Women's Volleyball Officiating

Charlie Brown was appointed Coordinator of Women's Volleyball Officiating in December 1994. For more than 20 years, he's excelled in the sport as an athlete, high school coach and referee.

Until recently, Brown had coached the girl's team at Granada HS in Livermore, Calif., where his program was consistently among the best in the state. As a referee, he's worked nationally with all levels of competition, particularly the U.S. Sports Festival. Professionally, Brown is employed by Lawrence Livermore Laboratory, where he's involved with project management and design engineering.

NCAA TEAM TITLES WON BY CONFERENCE (ALL-TIME)

NCAA TITLES WON BY CONFERENCE (all-time)*

TEAM	INDIVIDUAL
1. Pac-12..... 459	1. Pac-12..... 2,123
2. Big Ten262	2. Big Ten1,628
3. SEC204	3. SEC1,292
4. Big 12160	4. Big 12966
5. ACC.....127	5. Ivy422
6. Ivy95	6. ACC.....369
7. Big East.....74	7. Big East.....359
8. Conference USA47	8. Conference USA346
9. Western Athletic.....43	9. Western Athletic.....175
10. West Coast.....30	10. Mountain West.....147

NCAA TEAM TITLES WON BY CONFERENCE (ALL-TIME)

MEN		WOMEN	
1. Pac-12..... 309	1. Pac-12..... 150	2. SEC90	3. ACC.....68
2. Big Ten221	2. SEC41	4. Big Ten26	5. Big 1230
3. Big 12130	3. ACC.....16	6. Big 1213	7. Ivy9
4. SEC114	4. Big Ten7	8. Colonial9	9. Big West.....7
5. Ivy79	5. Big East.....13	10. West Coast.....7	
6. ACC.....59	6. Big East.....13		
7. Big East.....48	7. Ivy9		
8. Conference USA46	8. Colonial9		
9. Western Athletic.....38	9. Big West.....7		
10. West Coast.....23	10. West Coast.....7		

NCAA TEAM TITLES WON BY SCHOOL (ALL-TIME)

MEN		WOMEN	
1. USC.....82	1. STANFORD.....43	2. UCLA37	3. North Carolina29
2. UCLA72	2. UCLA37	4. LSU25	5. Texas22
3. STANFORD61	3. North Carolina29	6. Penn State.....19	7. Maryland18
4. Oklahoma State51	4. LSU25	8. Georgia.....18	9. USC.....16
5. Arkansas42	5. Texas22	10. ARIZONA STATE.....12	
6. Penn State.....34	6. Maryland19		
7. Michigan33	7. Georgia.....18		
8. Denver.....28	8. USC.....16		
9. CALIFORNIA.....26	9. Florida13		
Yale26	10. ARIZONA STATE.....12		

NCAA TEAM TITLES WON BY PAC-12 SCHOOLS (ALL-TIME)

MEN		WOMEN	
USC.....82	Stanford.....43	UCLA.....37	USC.....16
UCLA.....72	UCLA.....37	Arizona State12	Arizona11
Stanford.....61	USC.....16	Arizona11	Utah9
California26	Arizona State12	Utah9	California6
Colorado21	Arizona11	California6	Oregon8
Oregon13	Utah9	Oregon8	Washington.....6
Arizona State11	California6	Washington.....6	Colorado2
Utah11	Oregon8	Colorado2	
Arizona7	Washington.....6		
Oregon State.....3	Colorado2		
Washington State.....2			
TOTAL..... 309	TOTAL..... 150		

NCAA INDIVIDUAL TITLES WON BY CONFERENCE (ALL-TIME)

MEN		WOMEN	
1. Pac-12..... 1,459	1. Pac-12..... 664	2. SEC611	3. Big 12217
Big Ten1,450	2. SEC178	4. Big Ten135	5. Conference USA93
3. Big 12749	3. Big 1281	6. Conference USA38	7. Big East.....23
4. SEC681	4. Big Ten19	8. Ivy19	9. Missouri Valley.....19
5. Ivy384	5. ACC.....19	10. Mountain West.....19	
6. Big East.....278	6. Conference USA19		
7. Conference USA253	7. Big East.....19		
8. ACC.....234	8. Ivy19		
9. Western Athletic.....168	9. West Coast.....19		
10. Mountain West.....128	10. Missouri Valley.....19		

NCAA INDIVIDUAL TITLES WON BY SCHOOL (ALL-TIME)

MEN		WOMEN	
1. USC.....309	1. STANFORD.....186	2. Texas146	3. Florida141
2. STANFORD.....269	2. Texas146	4. Georgia138	5. LSU108
3. Michigan267	3. Florida141	6. UCLA.....100	7. ARIZONA.....91
4. Ohio State.....228	4. Georgia138	8. CALIFORNIA.....73	9. USC.....69
5. Texas176	5. LSU108	10. Auburn51	
6. UCLA163	6. UCLA.....100		
7. Oklahoma State161	7. ARIZONA.....91		
8. CALIFORNIA.....145	8. CALIFORNIA.....73		
9. Illinois.....144	9. USC.....69		
10. Oklahoma.....135	10. Auburn51		

NCAA INDIVIDUAL TITLES WON BY PAC-12 SCHOOLS (ALL-TIME)

MEN		WOMEN	
1. USC.....309	1. Stanford.....186	2. UCLA.....100	3. Arizona91
2. Stanford.....269	2. UCLA.....100	4. California73	5. USC.....69
3. UCLA.....163	3. Arizona91	6. Arizona State45	7. Oregon31
4. California145	4. California73	8. Utah24	9. Washington.....17
5. Colorado109	5. USC.....69	10. Colorado15	11. Oregon State.....7
6. Oregon81	6. Arizona State45	12. Washington State.....6	
7. Washington State80	7. Oregon31		
8. Arizona78	8. Utah24		
9. Utah73	9. Washington.....17		
10. Arizona State65	10. Colorado15		
11. Washington.....55	11. Oregon State.....7		
12. Oregon State.....32	12. Washington State.....6		
TOTAL..... 1,459	TOTAL..... 664		

* based on 2012-13 conference alignments

ALL-TIME NCAA CHAMPIONSHIPS BY SPORT » WOMEN'S SPORTS

BASKETBALL (4)

1982-83—USC
1983-84—USC
1989-90—Stanford
1991-92—Stanford

CROSS COUNTRY (11)

1983—Oregon
1987—Oregon
1997—Stanford
2000—Colorado
2003—Stanford
2004—Colorado
2005—Stanford
2006—Stanford
2007—Stanford
2008—Washington
2012—Oregon

GOLF (15)

1990—Arizona State
1991—UCLA
1993—Arizona State
1994—Arizona State
1995—Arizona State
1996—Arizona
1997—Arizona State
1998—Arizona State
2000—Arizona
2003—USC
2004—UCLA
2008—USC
2009—Arizona State
2011—UCLA
2013—USC

GYMNASTICS (15)

1982—Utah
1983—Utah
1984—Utah
1985—Utah
1986—Utah
1990—Utah
1992—Utah
1994—Utah
1995—Utah
1997—UCLA
2000—UCLA
2001—UCLA
2003—UCLA
2004—UCLA
2010—UCLA

ROWING (6)

1997—Washington
1998—Washington
2001—Washington
2005—California
2006—California
2009—Stanford

SOCCER (2)

2007—USC
2011—Stanford

SOFTBALL (23)

1982—UCLA
1984—UCLA
1985—UCLA
1988—UCLA
1989—UCLA

1990—UCLA
1991—Arizona
1992—UCLA
1993—Arizona
1994—Arizona
1996—Arizona
1997—Arizona
1999—UCLA
2001—Arizona
2002—California
2003—UCLA
2004—UCLA
2006—Arizona
2007—Arizona
2008—Arizona State
2009—Washington
2010—UCLA
2011—Arizona State

SWIMMING (13)

1983—Stanford
1989—Stanford
1992—Stanford
1993—Stanford
1994—Stanford
1995—Stanford
1996—Stanford
1997—USC
1998—Stanford
2008—Arizona
2009—California
2011—California
2012—California

TENNIS (20)

1982—Stanford
1983—USC
1984—Stanford
1985—USC
1986—Stanford
1987—Stanford
1988—Stanford
1989—Stanford
1990—Stanford
1991—Stanford
1997—Stanford
1999—Stanford
2001—Stanford
2002—Stanford
2004—Stanford
2005—Stanford
2006—Stanford
2008—UCLA
2010—Stanford
2013—Stanford

INDOOR TRACK (8)

2000—UCLA
2001—UCLA
2007—Arizona State
2008—Arizona State
2010—Oregon
2011—Oregon
2012—Oregon
2013—Oregon

OUTDOOR TRACK (6)

1982—UCLA
1983—UCLA
1985—Oregon
2001—USC
2004—UCLA
2007—Arizona State

VOLLEYBALL (14)

1981—USC
1984—UCLA
1990—UCLA
1991—UCLA
1992—Stanford
1995—Stanford
1996—Stanford
1997—Stanford
2001—Stanford
2002—USC
2003—USC
2004—Stanford
2005—Washington
2011—UCLA

WATER POLO (13)

2001—UCLA
2002—Stanford
2003—UCLA
2004—USC
2005—UCLA
2006—UCLA
2007—UCLA
2008—UCLA
2009—UCLA
2010—USC
2011—Stanford
2012—Stanford
2013—USC



UCLA won its first-ever NCAA title in baseball, the Pac-12's 28th all-time, by far more than any other conference in the country.



Oregon won its first NCAA title in women's cross country since 1987.

ALL-TIME NCAA CHAMPIONSHIPS BY SPORT » MEN'S SPORTS

BASEBALL (28)

1947—California
 1948—USC
 1957—California
 1958—USC
 1961—USC
 1963—USC
 1965—Arizona State
 1967—Arizona State
 1968—USC
 1969—Arizona State
 1970—USC
 1971—USC
 1972—USC
 1973—USC
 1974—USC
 1976—Arizona
 1977—Arizona State
 1978—USC
 1980—Arizona
 1981—Arizona State
 1986—Arizona
 1987—Stanford
 1988—Stanford
 1998—USC
 2006—Oregon State
 2007—Oregon State
 2012—Arizona
 2013—UCLA

BASKETBALL (16)

1938-39—Oregon
 1941-42—Stanford
 1943-44—Utah
 1958-59—California
 1963-64—UCLA
 1964-65—UCLA
 1966-67—UCLA
 1967-68—UCLA
 1968-69—UCLA
 1969-70—UCLA
 1970-71—UCLA
 1971-72—UCLA
 1972-73—UCLA
 1974-75—UCLA
 1994-95—UCLA
 1996-97—Arizona

BOXING (1)

1937—Wash. State

CROSS COUNTRY (14)

1961—Oregon State
 1971—Oregon
 1973—Oregon
 1974—Oregon
 1977—Oregon

1996—Stanford
 1997—Stanford
 2001—Colorado
 2002—Stanford
 2003—Stanford
 2004—Colorado
 2006—Colorado
 2007—Oregon
 2008—Oregon

GOLF (14)

1938—Stanford
 1939—Stanford
 1941—Stanford
 1942—Stanford
 1946—Stanford
 1953—Stanford
 1988—UCLA
 1990—Arizona State
 1992—Arizona
 1994—Stanford
 1996—Arizona State
 2004—California
 2007—Stanford
 2008—UCLA

GYMNASTICS (13)

1962—USC
 1968—California
 1975—California
 1984—UCLA
 1986—Arizona State
 1987—UCLA
 1992—Stanford
 1993—Stanford
 1995—Stanford
 1997—California
 1998—California
 2009—Stanford
 2011—Stanford

SKIING (28)

1959—Colorado
 1960—Colorado
 1972—Colorado
 1973—Colorado
 1974—Colorado
 1975—Colorado
 1976—Colorado
 1977—Colorado
 1978—Colorado
 1979—Colorado
 1981—Utah
 1982—Colorado
 1983—Utah
 1984—Utah
 1986—Utah

1987—Utah
 1988—Utah
 1991—Colorado
 1993—Utah
 1995—Colorado
 1996—Utah
 1997—Utah
 1998—Colorado
 1999—Colorado
 2003—Utah
 2006—Colorado
 2011—Colorado
 2013—Colorado

SOCCER (4)

1985—UCLA
 1990—UCLA
 1998—UCLA
 2002—UCLA

SWIMMING (23)

1960—USC
 1963—USC
 1964—USC
 1965—USC
 1966—USC
 1967—Stanford
 1974—USC
 1975—USC
 1976—USC
 1977—USC
 1979—California
 1980—California
 1982—UCLA
 1985—Stanford
 1986—Stanford
 1987—Stanford
 1992—Stanford
 1993—Stanford
 1994—Stanford
 1998—Stanford
 2008—Arizona
 2011—California
 2012—California

TENNIS (53)

1946—USC
 1950—UCLA
 1951—USC
 1952—UCLA
 1953—UCLA
 1954—UCLA
 1955—USC
 1956—UCLA
 1958—USC
 1960—UCLA
 1961—UCLA

1962—USC
 1963—USC
 1964—USC
 1965—UCLA
 1966—USC
 1967—USC
 1968—USC
 1969—USC
 1970—UCLA
 1971—UCLA
 1973—Stanford
 1974—Stanford
 1975—UCLA
 1976—UCLA

USC
 1977—Stanford
 1978—Stanford
 1979—UCLA
 1980—Stanford
 1981—Stanford
 1982—UCLA
 1983—Stanford
 1984—UCLA
 1986—Stanford
 1988—Stanford
 1989—Stanford
 1990—Stanford
 1991—USC
 1992—Stanford
 1993—USC
 1994—USC
 1995—Stanford
 1996—Stanford
 1997—Stanford
 1998—Stanford
 2000—Stanford
 2002—USC
 2005—UCLA
 2009—USC
 2010—USC
 2011—USC
 2012—USC

INDOOR TRACK (5)

1967—USC
 1972—USC
 1977—Wash. State
 2008—Arizona State
 2009—Oregon

OUTDOOR TRACK (45)

1922—California
 1925—Stanford
 1926—USC
 1928—Stanford
 1930—USC
 1931—USC

1934—Stanford
 1935—USC
 1936—USC
 1937—USC
 1938—USC
 1939—USC
 1940—USC
 1941—USC
 1942—USC
 1943—USC
 1949—USC
 1950—USC
 1951—USC
 1952—USC
 1953—USC
 1954—USC
 1955—USC
 1956—UCLA
 1958—USC
 1961—USC
 1962—Oregon
 1963—USC
 1964—Oregon
 1965—Oregon

USC
 1966—UCLA
 1967—USC
 1968—USC
 1970—Oregon
 1971—UCLA
 1972—UCLA
 1973—UCLA
 1976—USC
 1977—Arizona State
 1978—UCLA
 1984—Oregon
 1987—UCLA
 1988—UCLA
 2000—Stanford

VOLLEYBALL (25)

1970—UCLA
 1971—UCLA
 1972—UCLA
 1974—UCLA
 1975—UCLA
 1976—UCLA
 1977—USC
 1979—UCLA
 1980—USC
 1981—UCLA
 1982—UCLA
 1983—UCLA
 1984—UCLA
 1987—UCLA
 1988—USC
 1989—UCLA

1990—USC
 1993—UCLA
 1995—UCLA
 1996—UCLA
 1997—Stanford
 1998—UCLA
 2000—UCLA
 2006—UCLA
 2010—Stanford

WATER POLO (37)

1969—UCLA
 1971—UCLA
 1972—UCLA
 1973—California
 1974—California
 1975—California
 1976—Stanford
 1977—California
 1978—Stanford
 1980—Stanford
 1981—Stanford
 1983—California
 1984—California
 1985—Stanford
 1986—Stanford
 1987—California
 1988—California
 1990—California
 1991—California
 1992—California
 1993—Stanford
 1994—Stanford
 1995—UCLA
 1996—UCLA
 1998—USC
 1999—UCLA
 2000—UCLA
 2001—Stanford
 2002—Stanford
 2003—USC
 2004—UCLA
 2005—USC
 2006—California
 2007—California
 2008—USC
 2009—USC
 2010—USC
 2011—USC
 2012—USC

WRESTLING (1)

1988—Arizona State

ALL-TIME NON-NCAA CHAMPIONSHIPS BY SPORT » MEN'S SPORTS

FOOTBALL (Polls)

1954—UCLA (UPI)
 1962—USC (AP, UPI)
 1967—USC (AP, UPI)
 1972—USC (AP, UPI)
 1974—USC (UPI)
 1978—USC (UPI)
 1991—Washington (UPI, USA)
 2003—USC (AP)
 2004—USC (BCS)

ROWING (28)

(IRA: pre-1979;
 Cincinnati Regatta; 1982-)
 1923—Washington
 1924—Washington
 1926—Washington
 1928—California
 1932—California
 1934—California
 1935—California
 1936—Washington

1937—Washington
 1939—California
 1940—Washington
 1941—Washington
 1948—Washington
 1949—California
 1950—California
 1960—California
 1961—California
 1964—California
 1970—Washington

1976—California
 1984—Washington
 1997—Washington
 1999—California
 2000—California
 2002—California
 2007—Washington
 2009—Washington
 2011—Washington

PAC-12 CHAMPIONSHIPS

BY SCHOOL » MEN'S TITLES

SPORT	ARIZ	ASU	CAL	COLO	ORE	OSU	STAN	UCLA	USC	UTAH	WASH	WSU
Baseball	4	10	23	0	12	12	16	8	37	0	14	22
Basketball	12	0	15	0	3	12	11	31	7	0	12	2
Cross Country	6	0	0	2	16	0	12	2	1	0	2	4
Football	1	3	14	0	10	5	13	17	38	0	15	4
Golf	3	12	2	0	3	0	7	5	20	0	6	0
Gymnastics*	0	1	13	0	4	0	2	9	1	0	3	0
Rowing	0	0	16	0	0	0	0	5	0	0	34	0
Soccer	0	0	3	0	0	0	1	8	0	0	1	0
Swimming	0	0	4	0	4	2	51	2	24	0	20	1
Tennis	0	0	6	0	0	0	22	37	32	0	41	0
Track & Field	0	1	3	0	16	1	5	18	41	0	9	5
Water Polo*	0	0	13	0	0	0	11	11	4	0	0	0
Wrestling	0	16	0	0	3	20	0	1	0	0	3	1
TOTALS	26	43	112	2	71	52	151	154	205	0	160	39

* Pac-10 Championship until 1992, when the Mountain Pacific Sports Federation was founded.

Others: Baseball (Portland State 1), Basketball (Idaho 2), Cross Country (Idaho 1), Wrestling (Boise State 6, Cal State Bakersfield 1)

^ Two titles later vacated due to NCAA penalty



The Pac-12 hosts championships in 14 sports throughout the school year, including basketball, cross country, golf, rowing, swimming & diving, and tennis for both men's and women's. The Conference also hosts championships in women's gymnastics and wrestling.

BY SCHOOL » WOMEN'S TITLES

SPORT	ARIZ	ASU	CAL	COLO	ORE	OSU	STAN	UCLA	USC	UTAH	WASH	WSU
Basketball	1	1	1	0	2	0	22	1	2	0	3	0
Cross Country	0	0	0	1	8	0	15	0	0	0	3	0
Golf	7	8	2	0	0	0	1	5	4	0	0	0
Gymnastics	0	0	0	0	0	6	5	16	0	0	0	0
Rowing	0	0	10	0	0	0	0	2	1	0	14	0
Soccer	0	0	1	0	0	0	9	9	1	0	1	0
Softball	10	2	3	0	1	1	1	9	0	0	3	0
Swimming	4	0	2	0	0	0	19	2	0	0	0	0
Tennis	0	0	1	0	0	0	24	1	3	0	9	2
Track & Field	0	3	0	0	7	0	1	15	1	0	0	0
Volleyball	1	0	1	0	0	0	15	7	4	0	2	0
TOTALS	23	14	21	1	18	7	112	67	16	0	35	2

TOTAL PAC-12 CHAMPIONSHIPS MEN'S & WOMEN'S

Stanford	263
UCLA	221
USC	221^
Washington	195
California	133
Oregon	89
Oregon State	59
Arizona State	57
Arizona	49
Washington State	41^
Colorado	3

Note: Championships includes ties. Championships also includes titles won where sports were split into Northern and Southern Division.
^ Two titles later vacated due to NCAA penalty



In 2012, Stanford won its sixth Pac-12 regular-season title in seven years.



California snapped Stanford's streak of 31-consecutive Pac-12 Championship wins in men's swimming & diving in 2013.

ALL-TIME PAC-12 CHAMPIONSHIPS BY SPORT » MEN'S SPORTS

BASEBALL	1956 — Washington State	2001 — USC	1968-69 — UCLA	1989 — Oregon
1916 — California	1957 — California	2002 — USC	1969-70 — UCLA	1990 — Oregon
1917 — California	1958 — USC	2003 — Stanford	1970-71 — UCLA	1991 — Arizona
1918 — Oregon	1959 — USC	2004 — Stanford	1971-72 — UCLA	1992 — Oregon
1919 — Washington	1960 — California (So.)	2005 — Oregon State	1972-73 — UCLA	1993 — Washington
1920 — California	USC (So.)	2006 — Oregon State	1973-74 — UCLA	1994 — Washington
1921 — California	Washington State (No.)	2007 — Arizona State	1974-75 — UCLA	1995 — Oregon
1922 — Washington	USC (So.)	2008 — Arizona State	1975-76 — UCLA	1996 — Stanford
1923 — California (So.)	Washington State (No.)	2009 — Arizona State	1976-77 — UCLA	1997 — Stanford
Washington (No.)	USC (So.)	2010 — Arizona State	1977-78 — UCLA	1998 — Stanford
1924 — California	Oregon State (No.)	2011 — UCLA	1978-79 — UCLA	1999 — Arizona
USC	1963 — USC (So.)	2012 — Arizona, UCLA	1979-80 — Oregon State	2000 — Stanford
Stanford	Oregon State (No.)	2013 — Baseball	1980-81 — Oregon State	2001 — Stanford
1925 — Stanford (So.)	1964 — USC (So.)	BASKETBALL	1981-82 — Oregon State	2002 — Stanford
Washington (No.)	Oregon (No.)	1915-16 — Oregon State	1982-83 — UCLA	2003 — Stanford
1926 — California (So.)	1965 — USC (So.)	California	1983-84 — Oregon State	2004 — Stanford
Washington (No.)	Washington State (No.)	1916-17 — Washington State	Washington	2005 — Stanford
1927 — USC (So.)	1966 — Stanford (So.)	1918-19 — Oregon	1984-85 — USC	2006 — Oregon
Stanford (So.)	California (So.)	1919-20 — Stanford	Washington	2007 — Oregon
California (So.)	Washington State (No.)	1920-21 — Stanford	1985-86 — Arizona	2008 — Oregon
Washington State (No.)	1967 — Stanford	California	1986-87 — UCLA	2009 — Stanford
1928 — California (So.)	1968 — USC	1921-22 — Idaho	1987-88 — Arizona	2010 — Stanford
Oregon (No.)	1969 — UCLA	1922-23 — Idaho	1988-89 — Arizona	2011 — Colorado
Washington State (No.)	1970 — USC	1923-24 — California	1989-90 — Arizona	2012 — Colorado
1929 — California (So.)	1971 — USC	1924-25 — California	Oregon State	
Washington (No.)	1972 — USC	1925-26 — California	1990-91 — Arizona	FOOTBALL
1930 — USC (So.)	1973 — USC	1926-27 — California	1991-92 — UCLA	1916 — Washington
Washington (No.)	1974 — USC	1927-28 — USC	1992-93 — Arizona	1917 — Washington State
1931 — Stanford (So.)	1975 — USC	1928-29 — California	1993-94 — Arizona	1918 — California
USC (So.)	1976 — UCLA (So.)	1929-30 — USC	1994-95 — UCLA	1919 — Washington
Washington (No.)	Washington State (No.)	1930-31 — Washington	1995-96 — UCLA	Oregon
1932 — California (So.)	1977 — USC	1931-32 — California	1996-97 — UCLA	1920 — California
Washington (No.)	1978 — USC	1932-33 — Oregon State	1997-98 — Arizona	1921 — California
1933 — California (So.)	1979 — UCLA	1933-34 — Washington	1998-99 — Stanford	1922 — California
Washington State (No.)	1980 — Arizona	1934-35 — USC	1999-00 — Arizona	1923 — California
1934 — California (So.)	California	1935-36 — Stanford	Stanford	1924 — Stanford
Oregon (No.)	1981 — Arizona State	1936-37 — Stanford	2000-01 — Stanford	1925 — Washington
1935 — California (So.)	1982 — Arizona State	1937-38 — Stanford	2001-02 — Arizona	1926 — Stanford
USC (So.)	1983 — Oregon State (No.)	1938-39 — Oregon	2002-03 — Arizona	1927 — USC
Oregon (No.)	Stanford (So.)	1939-40 — USC	2003-04 — Stanford	Stanford
1936 — USC (So.)	1984 — Arizona State (So.)	1940-41 — Washington State	2004-05 — Washington	1928 — USC
Washington State (No.)	Washington State (No.)	1941-42 — Stanford	2005-06 — UCLA	1929 — USC
1937 — USC (So.)	Portland State (No.)	1942-43 — Washington	2006-07 — UCLA	1930 — Washington State
Oregon (No.)	1985 — Stanford (So.)	1943-44 — Washington	2007-08 — UCLA	1931 — USC
1938 — California (So.)	Washington State (No.)	California	2008-09 — Washington	1932 — USC
Oregon State (No.)	1986 — UCLA (So.)	1944-45 — Oregon	2009-10 — California	1933 — Oregon
Washington State (No.)	Oregon State (No.)	UCLA	2010-11 — Arizona	Stanford
1939 — USC (So.)	1987 — Stanford (So.)	1945-46 — California	2011-12 — Washington	1934 — Stanford
Oregon (No.)	Washington State (No.)	1946-47 — Oregon State	2012-13 — UCLA	1935 — California
1940 — California (So.)	1988 — Arizona State (So.)	Washington	CROSS COUNTRY	Stanford
Oregon State (No.)	Washington State (No.)	1947-48 — Washington	1957 — Idaho	UCLA
1941 — USC (So.)	1989 — Arizona (So.)	1948-49 — Oregon State	1958 — USC	1936 — Washington
Oregon (No.)	Washington State (No.)	1949-50 — UCLA	1959 — Oregon	1937 — California
1942 — USC (So.)	1990 — Stanford (So.)	1950-51 — Washington	1970 — Oregon	1938 — California
Oregon (No.)	Washington State (No.)	1951-52 — UCLA	1971 — Washington State	USC
1943 — California (So.)	1991 — USC (So.)	1952-53 — Washington	1972 — Washington State	1939 — USC
Oregon (No.)	Washington State (No.)	1953-54 — USC	1973 — Oregon	1940 — Stanford
1944 — UCLA (So.)	1992 — Arizona (So.)	1954-55 — Oregon State	1974 — Washington State	1941 — Oregon State
Washington State (No.)	Washington (No.)	1955-56 — UCLA	1975 — Washington State	1942 — UCLA
1945 — California (So.)	1993 — Arizona State (So.)	1956-57 — California	1976 — Oregon	1943 — USC
Washington State (No.)	Washington (No.)	1957-58 — Oregon State	1977 — Oregon	1944 — USC
1946 — USC (So.)	1994 — Stanford (So.)	California	1978 — Oregon	1945 — USC
Oregon (No.)	Oregon State (No.)	1958-59 — California	1979 — Oregon	1946 — UCLA
1947 — California	1995 — USC (So.)	1959-60 — California	1980 — UCLA	1947 — USC
1948 — USC	Washington State (No.)	1960-61 — USC	1981 — UCLA	1948 — Oregon
1949 — USC	1996 — USC (So.)	1961-62 — UCLA	1982 — Oregon	California
1950 — Washington State	Washington (No.)	1962-63 — Stanford	1983 — Arizona	1949 — California
1951 — USC	1997 — Washington	UCLA	1984 — Arizona	1950 — California
1952 — Oregon State	1998 — Washington	1963-64 — UCLA	1985 — Stanford	1951 — Stanford
1953 — Stanford	1999 — Stanford	1964-65 — UCLA	1986 — Arizona	1952 — USC
1954 — Oregon	2000 — Arizona State	1965-66 — Oregon State	1987 — Arizona	1953 — UCLA
1955 — USC	Stanford	1966-67 — UCLA	1988 — Oregon	1954 — UCLA
	UCLA	1967-68 — UCLA		1955 — UCLA

ALL-TIME PAC-12 CHAMPIONSHIPS BY SPORT » MEN'S SPORTS

1956 — Oregon State	GOLF	1972 — California	2010 — Washington	1961 — USC
1957 — Oregon State	1958 — USC	1973 — California	2011 — Washington	1962 — USC
Oregon	1959 — Oregon	1974 — California	2012 — Washington	1963 — USC
1958 — California	1960 — Stanford	1975 — California	2013 — Washington	1964 — USC
1959 — Washington	1961 — Washington	1976 — California		1965 — USC
USC	1962 — USC	1977 — Oregon	SOCCER	1966 — USC
UCLA	1963 — Washington	1978 — Oregon	2000 — Washington	1967 — USC
1960 — Washington	1964 — USC	1979 — Oregon	2001 — Stanford	1968 — USC
1961 — UCLA	1965 — USC	1980 — Oregon	2002 — UCLA	1969 — USC
1962 — USC	1966 — USC	1981 — UCLA	2003 — UCLA	1970 — UCLA
1963 — Washington	1967 — USC	1982 — UCLA	2004 — UCLA	1971 — UCLA
1964 — Oregon State	1968 — Stanford	1983 — UCLA	2005 — UCLA	1972 — USC
USC	1969 — USC	1984 — UCLA	2006 — California	1973 — USC
1965 — UCLA	1970 — Stanford	1985 — Arizona State	2007 — California	1974 — USC
1966 — USC	1971 — USC	1986 — UCLA	2008 — UCLA	1975 — USC
1967 — USC	1972 — USC	1987 — California	2009 — UCLA	1976 — USC (So.)
1968 — USC	1973 — USC	1988 — UCLA	2010 — California	Washington (No.)
1969 — USC	1974 — Stanford	1989 — UCLA	2011 — UCLA	1977 — USC (So.)
1970 — Stanford	1975 — USC	1990 — Stanford	2012 — UCLA	Washington (No.)
1971 — Stanford	1976 — USC (So.)	1991 — UCLA		1978 — USC (So.)
1972 — USC	Oregon (No.)	1992 — Stanford	SWIMMING	Washington (No.)
1973 — USC	1977 — Stanford (So.)		1928 — USC	1979 — USC
1974 — USC	Oregon (No.)	ROWING	1929 — Stanford	1980 — California
1975 — UCLA	1978 — USC	1960 — California	1930 — Stanford	1981 — California
California	1979 — Arizona State	1961 — Washington	1931 — Stanford	1982 — Stanford
1976 — USC	1980 — USC	1962 — Washington	1932 — Stanford	1983 — Stanford
1977 — Washington	1981 — Arizona State	1963 — Washington	1933 — Stanford	1984 — Stanford
1978 — USC	1982 — UCLA	1964 — California	1934 — Washington	1985 — Stanford
1979 — USC	1983 — UCLA	1965 — Washington	1935 — USC (So.)	1986 — Stanford
1980 — Washington	1984 — USC	1966 — Washington	Oregon (No.)	1987 — Stanford
1981 — Washington	1985 — UCLA	1967 — UCLA	1936 — USC (So.)	1988 — Stanford
1982 — UCLA	1986 — USC	1968 — Washington	Oregon (No.)	1989 — Stanford
1983 — UCLA	1987 — Arizona	1969 — Washington	1937 — Stanford (So.)	1990 — Stanford
1984 — USC	1988 — Washington	1970 — UCLA	Oregon (No.)	1991 — Stanford
1985 — UCLA	1989 — Arizona State	1971 — Washington	1938 — Stanford (So.)	1992 — Stanford
1986 — Arizona State	1990 — Arizona State	1972 — Washington	Oregon State (No.)	1993 — Stanford
1987 — USC	1991 — Arizona	1973 — Washington	1939 — USC (So.)	1994 — Stanford
UCLA	1992 — Stanford	1974 — Washington	Washington (No.)	1995 — Stanford
1988 — USC	1993 — Arizona State	1975 — Washington	1940 — USC (So.)	1996 — Stanford
1989 — USC	1994 — Stanford	1976 — Washington	Washington (No.)	1997 — Stanford
1990 — Washington	1995 — Arizona State	1977 — Washington	1941 — California (So.)	1998 — Stanford
1991 — Washington	1996 — Arizona State	1978 — Washington	Washington (No.)	1999 — Stanford
1992 — Washington	1997 — Arizona State	1979 — California	1942 — USC (So.)	2000 — Stanford
Stanford	1998 — Arizona State	1980 — Washington	Oregon (No.)	2001 — Stanford
1993 — UCLA	1999 — Arizona State	1981 — Washington	1943 — Washington	2002 — Stanford
Arizona	2000 — Arizona State	1982 — California	1946 — Stanford (So.)	2003 — Stanford
USC	2001 — USC	1983 — Washington	Washington (No.)	2004 — Stanford
1994 — Oregon	2002 — USC	1984 — Washington	1947 — Stanford (So.)	2005 — Stanford
1995 — USC	2003 — UCLA	1985 — Washington	Washington (No.)	2006 — Stanford
Washington	2004 — Arizona	1986 — California	1948 — Stanford (So.)	2007 — Stanford
1996 — Arizona State	2005 — Washington	1987 — UCLA	Washington (No.)	2008 — Stanford
1997 — Washington State	2006 — UCLA	1988 — UCLA	1949 — USC (So.)	2009 — Stanford
UCLA	2007 — USC	1989 — UCLA	Washington (No.)	2010 — Stanford
1998 — UCLA	2008 — Arizona State	1990 — Washington	1950 — Stanford (So.)	2011 — Stanford
1999 — Stanford	2009 — Washington	1991 — Washington	Washington State (No.)	2012 — Stanford
2000 — Oregon	2010 — Washington	1992 — Washington	1951 — Stanford (So.)	2013 — California
Oregon State	2011 — USC	1993 — Washington	Washington (No.)	
Washington	2012 — California	1994 — California	1952 — Stanford (So.)	TENNIS
2001 — Oregon	2013 — California	1995 — Washington	Washington (No.)	1928 — Stanford
2002 — USC		1996 — Washington	1953 — Stanford (So.)	1929 — Stanford
Washington State	GYMNASTICS	1997 — Washington	Washington (No.)	1930 — California
2003 — USC	1961 — California	1998 — California	1954 — Stanford (So.)	1931 — Stanford
2004 — USC^	1962 — California	1999 — California	Washington (No.)	1932 — UCLA
2005 — USC^	USC	2000 — California	1955 — Stanford (So.)	1933 — California
2006 — USC	1963 — Washington	2001 — California	Washington (No.)	Stanford
California	1964 — Washington	2002 — California	1956 — Stanford (So.)	1934 — USC
2007 — USC	1965 — Washington	2003 — California	Washington (No.)	1935 — Stanford
Arizona State	1966 — California	2004 — Washington	1957 — Stanford (So.)	1936 — USC
2008 — USC	1967 — UCLA	2005 — California	Oregon State (No.)	1937 — California
2009 — Oregon	1968 — California	2006 — California	1958 — Stanford (So.)	1938 — USC (So.)
2010 — Oregon	1969 — California	2007 — Washington	Washington (No.)	Washington (No.)
2011 — Oregon	1970 — California	2008 — Washington	1959 — Stanford (So.)	1939 — California (So.)
2012 — Stanford	1971 — California	2009 — California	Washington (No.)	Washington (No.)

ALL-TIME PAC-12 CHAMPIONSHIPS BY SPORT » MEN'S SPORTS

1940 — USC (So.)
 Washington (No.)
 1941 — USC (So.)
 Washington (No.)
 1942 — Stanford (So.)
 Washington (No.)
 1943 — USC (So.)
 Washington (No.)
 1944 — USC
 1945 — UCLA
 1946 — USC (So.)
 Washington (No.)
 1947 — UCLA (So.)
 USC (So.)
 Washington (No.)
 1948 — UCLA (So.)
 USC (So.)
 Washington (No.)
 1949 — UCLA (So.)
 USC (So.)
 Washington (No.)
 1950 — USC (So.)
 Washington (No.)
 1951 — UCLA (So.)
 Washington (No.)
 1952 — California (So.)
 UCLA (So.)
 Washington (No.)
 1953 — California (So.)
 Washington (No.)
 1954 — UCLA (So.)
 Washington (No.)
 1955 — USC (So.)
 Washington (No.)
 1956 — UCLA (So.)
 Washington (No.)
 1957 — UCLA (So.)
 USC (So.)
 Washington (No.)
 1958 — UCLA
 1959 — UCLA
 1960 — UCLA
 1961 — UCLA
 1962 — USC
 1963 — USC
 1964 — USC
 1965 — UCLA
 1966 — USC
 1967 — USC
 1968 — USC
 1969 — UCLA
 1970 — UCLA
 1971 — UCLA
 1972 — Stanford
 1973 — UCLA
 1974 — Stanford
 1975 — UCLA
 1976 — UCLA (So.)
 Washington (No.)
 1977 — UCLA (So.)
 Washington (No.)
 1978 — Stanford (So.)
 Washington (No.)
 1979 — Stanford (So.)
 Washington (No.)
 1980 — Stanford (So.)
 USC (So.)
 Washington (No.)
 1981 — UCLA (So.)
 Washington (No.)
 1982 — UCLA (So.)
 Washington (No.)
 1983 — Stanford (So.)

Washington (No.)
 1984 — USC (So.)
 Washington (No.)
 1985 — UCLA (So.)
 Washington (No.)
 1986 — UCLA (So.)
 Washington (No.)
 1987 — USC (So.)
 Washington (No.)
 1988 — Stanford (So.)
 Washington (No.)
 1989 — UCLA (So.)
 Washington (No.)
 1990 — UCLA (So.)
 Washington (No.)
 1991 — USC (So.)
 Washington (No.)
 1992 — USC (So.)
 Washington (No.)
 1993 — USC (So.)
 Washington (No.)
 1994 — USC (So.)
 Washington (No.)
 1995 — Stanford (So.)
 Washington (No.)
 1996 — UCLA (So.)
 Washington (No.)
 1997 — Stanford (So.)
 Washington (No.)
 1998 — Stanford
 1999 — Stanford
 UCLA
 2000 — Stanford
 2001 — Stanford
 2002 — UCLA
 2003 — Stanford
 2004 — UCLA
 USC
 2005 — UCLA
 Washington
 2006 — Stanford
 UCLA
 2007 — UCLA
 2008 — USC
 2009 — UCLA
 2010 — Stanford
 USC
 2011 — USC
 2012 — USC
 2013 — UCLA

TRACK & FIELD

1919 — California
 1920 — California
 1921 — Washington
 1922 — Washington
 1923 — California
 1924 — Oregon
 1925 — Stanford
 1926 — Stanford
 1927 — Stanford
 1928 — Washington
 1929 — USC
 1930 — USC (So.)
 Washington (No.)
 1931 — USC (So.)
 Washington (No.)
 1932 — USC (So.)
 Washington (No.)
 1933 — Washington State
 1934 — Oregon
 1935 — USC (So.)
 Washington (No.)

1936 — USC
 1937 — USC
 1938 — USC
 1939 — USC
 1940 — USC
 1941 — USC
 1942 — USC
 1943 — Washington
 1944 — USC
 1945 — USC
 1946 — Oregon State
 1947 — Washington
 1948 — USC
 1949 — USC
 1950 — USC
 1951 — USC
 1952 — USC
 1953 — USC
 1954 — USC
 1955 — USC
 1956 — UCLA
 1957 — USC
 1958 — USC
 1959 — USC
 1960 — USC
 1961 — USC
 1962 — USC
 1963 — USC
 1964 — USC
 1965 — Oregon
 1966 — UCLA
 1967 — Oregon
 1968 — USC
 1969 — UCLA
 1970 — UCLA
 1971 — UCLA
 1972 — USC
 1973 — UCLA
 1974 — USC
 1975 — USC
 1976 — USC
 1977 — USC
 1978 — USC
 1979 — Oregon
 1980 — UCLA
 1981 — Arizona State
 1982 — UCLA
 1983 — Washington State
 1984 — Washington State
 1985 — Washington State
 1986 — Oregon
 1987 — UCLA
 1988 — UCLA
 1989 — UCLA
 1990 — Oregon
 1991 — Washington State
 1992 — UCLA
 1993 — UCLA
 1994 — UCLA
 1995 — UCLA
 1996 — UCLA
 1997 — USC
 1998 — UCLA
 1999 — USC
 2000 — USC
 2001 — Stanford
 2002 — Stanford
 2003 — Oregon
 2004 — UCLA
 2005 — Oregon
 2006 — USC
 2007 — Oregon
 2008 — Oregon

2009 — Oregon
 2010 — Oregon
 2011 — Oregon
 2012 — Oregon
 2013 — Oregon
WATER POLO
 1960 — California
 1961 — California
 USC
 1962 — USC
 1963 — USC
 1964 — USC
 UCLA
 Stanford
 1965 — UCLA
 1966 — UCLA
 1967 — UCLA
 1968 — UCLA
 1969 — UCLA
 1970 — UCLA
 1971 — UCLA
 1972 — UCLA
 1973 — California
 1974 — UCLA
 1975 — California
 UCLA
 Stanford
 1976 — Stanford
 1977 — Stanford
 1978 — Stanford
 1979 — California
 1980 — Stanford
 California
 1981 — Stanford
 1982 — Stanford
 1983 — California
 1984 — Stanford
 1985 — Stanford
 1986 — Stanford
 1987 — California
 1988 — California
 1989 — California
 1990 — California
 1991 — California
 1992 — California

WRESTLING

1963 — Washington State
 1964 — UCLA
 1965 — Oregon State
 1966 — Oregon State
 1967 — Oregon State
 1968 — Oregon State
 1969 — Oregon State
 1970 — Oregon State
 1971 — Washington
 1972 — Washington
 Oregon State
 1973 — Oregon State
 1974 — Washington
 1975 — Oregon
 1976 — Oregon State
 1977 — Oregon State
 1978 — Oregon State
 1979 — Oregon State
 1980 — Arizona State
 1981 — Oregon
 1982 — Oregon
 1983 — Oregon State
 1984 — Oregon State
 1985 — Arizona State
 1986 — Arizona State
 1987 — Arizona State
 1988 — Arizona State
 1989 — Arizona State
 1990 — Arizona State
 1991 — Arizona State
 1992 — Oregon State
 1993 — Arizona State
 1994 — Oregon State
 1995 — Arizona State
 1996 — Cal State Bakersfield
 1997 — Arizona State
 1998 — Arizona State
 1999 — Boise State
 2000 — Boise State
 2001 — Arizona State
 2002 — Boise State
 2003 — Arizona State
 2004 — Boise State
 2005 — Arizona State
 2006 — Arizona State
 2007 — Oregon State
 2008 — Boise State
 2009 — Boise State
 2010 — Oregon State
 2011 — Boise State
 2012 — Oregon State
 2013 — Oregon State

ALL-TIME PAC-12 CHAMPIONSHIPS BY SPORT » WOMEN'S SPORTS

BASKETBALL	GOLF		SWIMMING	TRACK & FIELD
1986-87 — USC	1987 — Arizona State	2001 — Washington	1987 — Stanford	1987 — UCLA
1987-88 — Washington	1988 — Arizona State	2002 — Washington	1988 — Stanford	1988 — UCLA
1988-89 — Stanford	1989 — USC	2003 — Washington	1989 — Stanford	1989 — UCLA
1989-90 — Stanford	1990 — UCLA	2004 — California	1990 — Stanford	1990 — UCLA
Washington	1991 — UCLA	2005 — California	1991 — Stanford	1991 — Oregon
1990-91 — Stanford	1992 — Arizona	2006 — California	1992 — Stanford	1992 — Oregon
1991-92 — Stanford	1993 — Arizona State	2007 — USC	1993 — Stanford	1993 — UCLA
1992-93 — Stanford	1994 — Arizona State	2008 — California	1994 — Stanford	1994 — UCLA
1993-94 — USC	1995 — Arizona State	2009 — California	1995 — Stanford	1995 — UCLA
1994-95 — Stanford	1996 — Arizona State	2010 — California	1996 — Stanford	1996 — USC
1995-96 — Stanford	1997 — Arizona	2011 — California	1997 — Stanford	1997 — UCLA
1996-97 — Stanford	1998 — Arizona	2012 — California	1998 — Stanford	1998 — UCLA
1997-98 — Stanford	1999 — Stanford	2013 — California	1999 — Stanford	1999 — UCLA
1998-99 — UCLA	2000 — Arizona		2000 — Arizona	2000 — UCLA
Oregon	2001 — Arizona	SOCCER	2001 — UCLA	2001 — UCLA
1999-00 — Oregon	2002 — Arizona	1993 — Stanford	2002 — Stanford	2002 — UCLA
2000-01 — Arizona State	2003 — California	1994 — None	2003 — UCLA	2003 — UCLA
Stanford	2004 — UCLA	1995 — Stanford	2004 — Stanford	2004 — UCLA
Washington	2005 — UCLA	1996 — Stanford	2005 — Stanford	2005 — Stanford
2001-02 — Stanford	2006 — UCLA	1997 — UCLA	2006 — Arizona	2006 — Arizona State
2002-03 — Stanford	2007 — Arizona State	1998 — UCLA	2007 — Arizona	2007 — Arizona State
2003-04 — Arizona	2008 — USC	USC	2008 — Arizona	2008 — Arizona State
Stanford	2009 — Arizona State	California	2009 — California	2009 — Oregon
2004-05 — Stanford	2010 — Arizona	1999 — Stanford	2010 — Stanford	2010 — Oregon
2005-06 — Stanford	2011 — USC	2000 — Washington	2011 — Stanford	2011 — Oregon
2006-07 — Stanford	2012 — California	2001 — UCLA	2012 — California	2012 — Oregon
2007-08 — Stanford	2013 — USC	2002 — Stanford	2013 — Stanford	2013 — Oregon
2008-09 — Stanford		2003 — UCLA		
2009-10 — Stanford	GYMNASTICS	2004 — UCLA		
2010-11 — Stanford	1987 — UCLA	2005 — UCLA	TENNIS	VOLLEYBALL
2011-12 — Stanford	1988 — UCLA	2006 — UCLA	1987 — California (So.)	1986 — UCLA
2012-13 — California/Stanford	1989 — UCLA	2007 — UCLA	Washington (No.)	1987 — Stanford
	1990 — UCLA	2008 — UCLA	1988 — Stanford (So.)	1988 — UCLA
CROSS COUNTRY	1991 — Oregon State	2009 — Stanford	Washington (No.)	1989 — UCLA
1986 — Oregon	1992 — Oregon State	2010 — Stanford	1989 — Stanford (So.)	1990 — UCLA
1987 — Oregon	1993 — UCLA	2011 — Stanford	Washington (No.)	1991 — Stanford
1988 — Oregon	1994 — Oregon State	2012 — Stanford	1990 — Stanford (So.)	1992 — UCLA
1989 — Washington	1995 — UCLA		Washington (No.)	1993 — UCLA
1990 — Oregon	1996 — Oregon State	SOFTBALL	1991 — Stanford (So.)	1994 — Stanford
1991 — Oregon	1997 — UCLA	1987 — California	Washington (No.)	1995 — Stanford
1992 — Oregon	1998 — Stanford	1988 — UCLA	1992 — Stanford (So.)	1996 — Stanford
1993 — Stanford	1999 — UCLA	1989 — UCLA	Washington (No.)	1997 — Stanford
1994 — Stanford	2000 — UCLA	1990 — UCLA	1993 — Stanford (So.)	1998 — Stanford
1995 — Oregon	2001 — Stanford	1991 — UCLA	Washington (No.)	1999 — Stanford
1996 — Stanford	2002 — UCLA	1992 — Arizona	1994 — Stanford (So.)	UCLA
1997 — Stanford	2003 — UCLA	1993 — UCLA	Washington (No.)	2000 — Arizona
1998 — Stanford	2004 — Stanford	1994 — Arizona	1995 — Stanford (So.)	USC
1999 — Stanford	2005 — UCLA	1995 — Arizona	Washington State (No.)	2001 — Stanford
2000 — Stanford	2006 — Stanford	1996 — Washington	1996 — Stanford (So.)	2002 — USC
2001 — Stanford	2007 — UCLA	1997 — Arizona	Washington State (No.)	2003 — USC
2002 — Stanford	2008 — Stanford	1998 — Arizona	1997 — Stanford (So.)	2004 — Washington
2003 — Stanford	2009 — UCLA	1999 — UCLA	Washington (No.)	2005 — Washington
2004 — Stanford	2010 — UCLA	2000 — Washington	1998 — Stanford	2006 — Stanford
2005 — Stanford	2011 — Oregon State	2001 — Arizona	1999 — Stanford	2007 — Stanford
2006 — Stanford	2012 — UCLA	2002 — UCLA	2000 — Stanford	2008 — Stanford
2007 — Stanford	2013 — Oregon State	2003 — Arizona	2001 — Stanford	2009 — Stanford
2008 — Washington		2004 — Arizona	2002 — Stanford	2010 — California
2009 — Washington	ROWING	2005 — Arizona	2003 — Stanford	Stanford
2010 — Stanford	1987 — Washington	California	2004 — Stanford	2011 — USC
2011 — Colorado	1988 — Washington	Oregon State	2005 — Stanford	2012 — Stanford
2012 — Oregon	1989 — Washington	Stanford	2006 — Stanford	
	1990 — UCLA	2006 — UCLA	2007 — Stanford	
	1991 — UCLA	2007 — Arizona	2008 — Stanford	
	1992 — Washington	2008 — Arizona State	UCLA	
	1993 — Washington	2009 — UCLA	2009 — USC	
	1994 — California	2010 — Washington	2010 — Stanford	
	1995 — Washington	2011 — Arizona State	2011 — Stanford	
	1996 — Washington	2012 — California	2012 — Stanford	
	1997 — Washington	2012 — Oregon	USC	
	1998 — Washington		2013 — USC	
	1999 — Washington			
	2000 — Washington			

PAC-12 PRESS ROW NUMBERS

Arizona	520-621-5291
Arizona State	480-965-7274
California	510-642-3098
Colorado	303-492-1552 or 4380
Oregon	541-346-4496 or 4497
Oregon State	541-737-3020
Stanford	650-723-4418
UCLA	310-825-1899
USC	213-740-3900
Utah	801-581-3510
Washington	206-543-2230 or 2231
Washington State	509-335-2684

PAC-12 SPORTS INFORMATION OFFICES

Arizona	520-621-4163
Arizona State	480-965-6592
California	510-642-5363
Colorado	303-492-5626
Oregon	541-346-5488
Oregon State	541-737-3720
Stanford	650-723-4418
UCLA	310-206-6831
USC	213-740-8480
Utah	801-581-3510
Washington	206-543-2230
Washington State	509-335-2684

» PAC-12 COMMUNICATIONS

Welcome to the 2013-14 women's college basketball season. This media guide was intended to assist in the media's coverage of Pac-12 women's basketball. Those needing additional information should contact Assistant Commissioner for communications Natalia Ciccone (nciccone@pac-12.org) or Communications Fellow Sarah Jennings (sjennings@pac-12.org) the Pac-12 Office at (925) 932-4411.

» INTERNET SERVICES

The official Pac-12 Conference website can be accessed by visiting www.pac-12.com. Statistical information, standings and news releases for all men's and women's sports are updated frequently. News releases for each sport are provided in PDF format and viewable HTML pages. Media guides, archived press releases and record books, as well as selected video can also be found on the Official Pac-12 website.

The Pac-12 can also be found on social networking sites Facebook and Twitter for instant updates. To "like" the Pac-12, visit www.facebook.com/Pac-12Conference. To follow the Pac-12, visit www.twitter.com/Pac12. A personal account is necessary to receive automatic updates on both sites. Both pages are public can be viewed without personal accounts.

» EMAIL LIST-SERVE

Media members may request to receive Pac-12 News, Press Releases and Weekly Releases via email. Media should send an email to nciccone@pac-12.org or sjennings@pac-12.org with the subject "Media News" requesting to be added to the media distribution list.

» WEEKLY RELEASES

Pac-12 Weekly Releases will be available at the Conference's official website at www.pac-12.com every Monday afternoon starting Nov. 4 and continuing through to the end of the season. Weekly releases include the Pac-12 Players of the Week, updated conference statistics, the latest polls and conference and team notes. Updated stats will be available on the website following each night of competition.

» PLAYERS OF THE WEEK

A Pac-12 Player of the Week and Pac-12 Freshman of the Week is selected throughout the regular season from nominations submitted by each school's media relations office. Player of the Week winners are selected by a vote of the Pac-12 staff. Winners of the weekly honor are announced on Monday mornings via news release and also posted on the Pac-12 website, on the Pac-12 Facebook fan page and via the Pac-12 Twitter feed.

» PAC-12 CHAMPION

All 12 Pac-12 institutions participate in the Pac-12 Tournament at KeyArena in Seattle with the winner receiving the Conference's automatic bid to the 2013 NCAA Division I Women's Basketball Championship. The team that finishes the season atop the Pac-12 standings, based on a 18-game league schedule, is crowned the Conference Champion. The bracket of the Pac-12 women's tournament will be seeded according to the final standings with the regular-season champion earning the top seed.

» PAC-12 AWARDS & HONORS

The Pac-12 names a 15-player All-Pac-12 team, a five-player All-Freshman team, a five-player All-Defensive team, Player of the Year, Freshman of the Year, Defensive Player of the Year and Coach of the Year. The award winners are nominated and voted upon by the Pac-12 head coaches. The honorees will be announced during the week of the Conference Tournament. Academic All-Pac-12 teams and the Scholar-Athlete of the Year are also named for women's basketball.

» TELECONFERENCES

The Pac-12 Conference Communications Staff will conduct women's basketball coaches' teleconferences during the season. Each head coach will be available for five minutes on the call. Contact the Pac-12 Communications Office for the teleconference number and schedule.

» PAC-12 TOURNAMENT MEDIA INFORMATION

The 2014 Pac-12 Women's Basketball Tournament will be played March 6-9, 2014 at KeyArena in Seattle, Wash. Media credential applications for the Pac-12 Tournament will be made available online in January 2014. Credential applications will not be mailed out in advance. For further information concerning media coverage of the 2014 Pac-12 Tournament, please contact the Pac-12 Communications Office. A credential application website will provide complete details on covering the event.

PAC-12 COMMUNICATIONS

1350 Treat Blvd., Suite 500
Walnut Creek, CA 94597
Office: (925) 932-4411 // Fax: (925) 932-4601
www.pac-12.com

Danette Leighton, Chief Marketing Officer
dleighton@pac-12.org

Dave Hirsch, Vice President, Communications
dhirsch@pac-12.org

Erik Hardenberg, Vice President, Public Affairs
ehardenberg@pac-12.org

Natalia Ciccone, Assistant Commissioner, Comm.
(women's basketball contact)
nciccone@pac-12.org

Sarah Jennings, Communications Fellow
(women's basketball)
sjennings@pac-12.org

Kyra Geithman, Communications Fellow
kgeithman@pac-12.org

Wendy Heredia, Administrative Assistant
wheredia@pac-12.org



**WOMEN'S
BASKETBALL
TOURNAMENT**

**MARCH 6-9
2014
SEATTLE**



KeyArena
at Seattle Center

PAC-12.COM



WWW.PAC-12.COM / TICKETS