



WOMEN'S BASKETBALL
// MEDIA GUIDE 2012-2013



SEE WHERE CHAMPIONS ARE MADE



NETWORKS

**7 NETWORKS. 1 NATIONAL.
6 REGIONAL. TV EVERYWHERE.**

More live sports, more national championships and more digital innovations to connect fans everywhere.

WELCOME



I WANT TO WELCOME YOU TO THE NEW PAC-12, a Conference steeped in tradition and focused on defining the future. Our vision is rooted in the West Coast, where a pioneering spirit and innovation have helped create some of the most significant advancements and leaders the world has ever known.

The Pac-12 continues to be the most innovative Conference in the country. Our foundation lies on the field where we are known as the “Conference of Champions” with 451 NCAA titles. This talent took center stage at the 2012 London Olympics where 255 of our current or former student-athletes captured 45 medals, including 19 gold, while representing 44 different countries and playing 18 different sports.

The start of 2012 saw the beginning of our landmark television deal and the launch of Pac-12 Networks - a wholly independent content organization dedicated exclusively to supporting the missions of the Conference and our member institutions. These media initiatives provide unprecedented coverage of all our athletic programs and showcase the best of what the Conference has to offer.

Also this fall, the Pac-12 embarked on a tour of China as part of the U.S.-China University Sports week. The UCLA men’s basketball team joined the Pac-12 as we took another step to promote the Conference and our member institutions through educational collaboration, cultural exchange, and sport.

With great pride and respect for our rich history of academic excellence, we will continue to uphold the traditions and embrace that broad-based commitment to success as we navigate through a new era in college athletics. Our member institutions are centers of excellence fueled by an imperishable pursuit of research and discovery. The students and leaders who have helped shape the Conference for nearly a century continue to impact the world and inspire the next generation to even greater heights.

We will push a bold agenda that takes advantage of our member institutions and matches their commitment to the students with forward-looking initiatives.

We are very excited about what the future holds for the Pac-12 and look forward to another dynamic season of high-caliber competition.

Sincerely,

A handwritten signature in black ink, appearing to read 'L. Scott', written over a light blue background.

Commissioner Larry Scott

PAC-12 CONFERENCE // WELCOME

PAC12
CONFERENCE

TABLE OF CONTENTS

Table of Contents 3
 Conference of Champions® 4-5
 Composite Schedule 6-7
 Pac-12 Television & Pac-12 Tournament Schedule 8
 Pac-12 Women's Basketball History 9
 Pac-12 Tournament & NCAA Tournament Schedules..... 10

2012-13 TEAM INFORMATION

Arizona 12-13
 Arizona State 14-15
 California 16-17
 Colorado 18-19
 Oregon 20-21
 Oregon State 22-23
 Stanford 24-25
 UCLA 26-27
 USC 28-29
 Utah 30-31
 Washington 32-33
 Washington State 34-35

2011-12 SEASON REVIEW

Season Review 36
 Season Honors 37
 Season Statistics 38-39
 Season Superlatives 40
 Conference Only Statistics 41-42

RECORDS

Individual Records 44
 Team Records 45
 Career Leaders 46
 Single-Season Leaders 47
 Annual Leaders 48-50
 Coaching Records 51
 Pac-12 Tournament History & Honors 52-53
 Pac-12 Tournament Records 54-57

HONORS

All-Americans 58
 National Honors 59
 Academic & NCAA Honors 60
 All-Conference Teams 61-63
 All-Freshman Teams 64
 All-Defensive Teams 64
 Conference Honors 65
 All-Academic Teams 66-67
 Players of the Week 68-69
 All-Time Preseason Coaches Polls 70
 Media Awards 71

HISTORY

Yearly Conference Champions 72
 All-Time Standings 73-74
 Series Records 75-83
 Final AP Polls 84-85
 Final WBCA Polls 86-87
 NCAA Tournament History 89-91
 WNIT History 92-93
 Pac-12 in the WNBA 94

PAC-12 CONFERENCE

Commissioner Larry Scott 95
 Director's Cup & 2010-11 Medal Winners 96
 Pac-12 Staff 97-103
 NCAA Championships 104-106
 Conference Championships 107-111
 Media Services..... 112

**PAC-12 CONFERENCE
STAFF DIRECTORY**

1350 Treat Blvd., Suite 500
 Walnut Creek, CA 94597-8853
 Phone: (925) 932-4411 Fax: (925) 932-4601
www.pac-12.com

Arizona • Arizona State • California
 Colorado • Oregon • Oregon State
 Stanford • UCLA • USC • Utah
 Washington • Washington State

Commissioner: Larry Scott
Deputy Commissioner/Chief Operating Officer: Kevin Weiberg
General Counsel and Vice President of Business Affairs: Woodie Dixon
Chief Marketing Officer: Danette Leighton
Chief Financial Officer: Ron McQuate
Senior Assoc. Commissioner/Senior Woman Administrator: Gloria Nevarez
Associate Commissioner, Compliance: Mike Matthews
Associate Commissioner, Governance & Enforcement: Ron Barker
Associate Commissioner, Sports Management: Chris Dawson
Associate Commissioner, Television: Duane Lindberg
Vice President, Communications: David Hirsch
Vice President, Marketing: Heather Vaughan
Vice President, Operations: Will Hunter
Vice President, Public Affairs: Erik Hardenbergh
Vice President, Ticket Sales: Rob Sine
Senior Director, Human Resources: Anna Roberts
Assistant Commissioner, Communications: Natalia Ciccone
Assistant Commissioner, Compliance: Erik Price
Assistant Commissioner, Governance & Finance: Tammy Newman
Assistant Commissioner, Sports Management/Championships: Kristine Berndt
Assistant Commissioner, Sports Management/Championships: Heather Perry
Controller: Stephanie Cramner
Director, Business Operations: Taylor Lien
Director, Video Operations: Mike Ortiz
Senior Manager, International: Carrie Xu
Senior Manager, Ticket Sales: Courtney Jeffries
Executive Assistant to Commissioner: In Ja Halcomb
Assistant Director, Business & Finance: Lina Diaz
Event Marketing Manager: Anna Karefa-Johnson
Director, Business Operations: Taylor Lien
Interactive Marketing Manager: Amy Zirkle
Operations Manager: Ronny Bush
Sports Management Manager: Cheryl Wong
Administrative Fellowship: Robert Mullings
Communications Fellowship: Alex Kaufman, Megan Mederios
Administrative Assistants: Meghan Auld, Wendy Heredia, Lytisha Santiago, Michelle Zumalt

WOMEN'S BASKETBALL ADMINISTRATION

Senior Associate Commissioner/Senior Woman Administrator/Men's Basketball: Gloria Nevarez
Associate Commissioner, Sports Management/Women's Basketball Coaches Liaison: Chris Dawson
Coordinator of Men's Basketball Officiating: Violet Palmer

CREDITS

The 2012-13 Pac-12 Conference Women's Basketball Media Guide has been produced by the Pac-12 Communications Office. Layout by Natalia Ciccone, Assistant Commissioner, Communications. Cover Design by Amy Zirkle, Interactive Marketing Manager. Contributions from SID offices of Pac-12 institutions, Gene Alex Kaufman, Megan Mederios and Gene Brtalik. Contact member institutions for photo credit. Copies of this guide are available on-line only at www.pac-12.com.



Built on a firm foundation of academic excellence and superior athletic performance, the Conference ushered in a new era on July 1, 2011, officially becoming the Pac-12 Conference with the additions of the University of Colorado and University of Utah.

Just 27 days after the Conference officially changed its name, Commissioner Larry Scott announced the creation of the Pac-12 Networks on July 27, 2011, solidifying a landmark television deal and putting the Conference on the forefront. The Networks, including one national network and six regional networks, in conjunction with four of the nation's largest cable operators, marked the first time a U.S. collegiate conference or any other programmer has launched a collection of networks across a variety of platforms, rather than a sole network. In addition, the "TV everywhere" rights will allow fans to access coverage outside the home on any digital device, including smartphones and tablet computers.

On the field, the Pac-12 rises above the rest, upholding its tradition as the "Conference of Champions"®, claiming an incredible 119 NCAA team titles since 1999-2000, including nine in 2011-12. That is an average of over nine championships per academic year. Even more impressive has been the breadth of the Pac-12's success, with championships coming in 28 different men's and women's sports. The Pac-12 has led or tied the nation in NCAA Championships in 46 of the last 52 years. The only exceptions being in 1980-81, 1988-89, 1990-91 and 1995-96 when the Conference finished second, and only twice finished third (1998-99 and 2004-05).

For the seventh-consecutive year, the Pac-12 had the most NCAA titles or tied for the most of any conference in the country, winning at least six every year since 2000-01. No other conference has won double-digit NCAA crowns in a single year, the Pac-12 doing so six times, including a record 14 in 1996-97.

Spanning nearly a century of outstanding athletics achievements, the Pac-12 was the first conference to reach 400 championships in 2010-11. With the inclusion of Colorado and Utah, the Conference surpassed another major milestone, with league teams capturing 450 titles, outdistancing the next conference by nearly 200. In all, Conference teams have won 451 NCAA Championships (306 men's, 145 women's).

The Conference's reputation is further proven in the annual Learfield Sports Directors' Cup competition, the prestigious award that honors the best overall collegiate athletics programs in the country. STANFORD continued its remarkable run and won its unprecedented 18th-consecutive Directors' Cup in 2011-12. For the second-straight year, six of the top 25 Division I programs were Pac-12 member institutions: No. 1 STANFORD, No. 3 UCLA, No. 7 USC, No. 11 CALIFORNIA, No. 19 ARIZONA and No. 24 OREGON. With three teams in the top 10, it was the most of any conference.

The new era of the Pac-12 Conference and 2011-12 campaign kicked off with the Conference's first-ever Pac-12 Football Championship game, pitting OREGON for the North Division and UCLA from the South Division. The Ducks won the inaugural championship game, 49-31, in front of a sold-out stadium (59,376) in Eugene, Ore.

The Conference's nine national titles came in the form of five women's and four men's crowns. Six different league schools claimed NCAA titles and, of the five NCAA institutions to have won multiples titles, three were from the Pac-12.

CALIFORNIA, STANFORD and USC each won two NCAA Championships. The Golden Bears swept the men's and women's swimming and diving crowns for the second-consecutive year; the Cardinal raised the national championship trophy for the first time ever in women's soccer and added a second-consecutive crown in women's water polo; while the Trojans won their fourth-straight men's tennis and men's water polo crowns.

Arguably the best women's volleyball conference in the country, UCLA brought home the national title, the Pac-12's first in the sport in six years. OREGON also continued its remarkable streak in women's indoor track, winning a third-straight crown. And ARIZONA won its first baseball crown in over a quarter century as it claimed the Conference's ninth of the year.

In addition to the nine national championships, the Pac-12 also had runners-up in eight NCAA Championship events: women's volleyball (USC), cross country (WASHINGTON), men's water polo (UCLA), skiing (UTAH), women's tennis (UCLA), women's track & field (OREGON), men's volleyball (USC) and women's water polo (USC). Overall, the Conference had 39 teams finish in the top four at 25 NCAA Championship events.

Participation in the postseason was a common occurrence for the Pac-12 in 2011-12. Of the 22 sports sponsored by the Conference, 14 witnessed at least half its teams participating in NCAA or other postseason action. The men sent 53 of a possible 101 teams into the postseason (52.4 percent), while the women sent 67 of a possible 113 teams (59.3 percent).

The Conference experienced continued success in football as the league sent two teams to BCS Bowl games for the second-straight year. Overall, seven teams went to bowls games. OREGON claimed its 10th Pac-12 crown in the sport, winning the Conference's first-ever Football Championship Game, and claimed a spot in the Rose Bowl. Meanwhile, STANFORD (Tostitos Fiesta Bowl), ARIZONA STATE (MAACO Las Vegas Bowl), CALIFORNIA (Holiday Bowl), WASHINGTON (Valero Alamo Bowl), UTAH (Hyundai Sun Bowl) and UCLA (Kraft Fight Hunger Bowl) also earned bowl bids. Oregon and Stanford were ranked in the top-5 of the Associated Press' poll at season's end, finishing fourth and fifth, respectively.

Conference newcomer COLORADO won the Pac-12 Tournament men's basketball title and was joined by CALIFORNIA in the NCAA Tournament. Regular-season champion WASHINGTON and STANFORD headed to the NIT where the Cardinal put together an impressive run that resulted in the Pac-12's sixth-ever NIT title. The Huskies advanced

to New York City, but fell in the semifinals. The Conference's 10-3 record in NIT play were the most wins ever by Pac-12 teams in the nation's oldest tournament. WASHINGTON STATE narrowly missed out on becoming the third Pac-12 team in four years to capture a postseason title in the College Basketball Invitational (CBI), advancing to the championship series before falling, two games to one.

On the women's side, two teams competed in the NCAA Tournament and five others competed in the WNIT. STANFORD made its fifth-consecutive NCAA Women's Final Four appearance after winning its sixth-straight Pac-12 Tournament crown. CALIFORNIA made a return to the postseason after a two-year absence. With COLORADO and WASHINGTON advancing the furthest in the WNIT, Pac-12 teams went 12-4 in the postseason in games against non-Conference opponents.

The Conference has dominated the volleyball field, winning a record 14 NCAA titles in the sport since 1982. UCLA captured its first NCAA title since 1991, while USC advanced to the national semifinals for the second-straight year. Seven Pac-12 teams earned postseason bids, the 12th-consecutive year the Conference has sent at least six teams to the NCAA Tournament.

ARIZONA won the Conference's 27th all-time NCAA baseball championship in 2012, becoming only the second team in NCAA history to go 10-0 in postseason play. Five Pac-12 teams received NCAA Tournament bids, with UCLA joining the Wildcats at the NCAA College World Series. In addition, OREGON and STANFORD reached the Super Regionals, and OREGON STATE also represented the Conference in the postseason event.

Without question, the Conference has dominated the softball field, winning 23 national championships in the sport since 1982, most recently capturing six in a row from 2006-11. Eight Pac-12 teams earned NCAA Tournament bids in 2012, including the No. 1-overall seed CALIFORNIA. The eight postseason teams were the most for the Conference since 2007. Cal, ARIZONA STATE and OREGON punched their tickets to the NCAA Women's College World Series, the ninth time the Conference had sent three teams to the WCWS.

The Pac-12 swept two men's and women's sports, capturing national championships in swimming & diving, and water polo. CALIFORNIA took home both swimming & diving crowns for the second-straight year. In water polo, USC was the top men's team for the fourth year in a row, while the STANFORD women repeated as national champions.

Pac-12 members have won 306 NCAA team championships on the men's side, 89 more than the next closest conference. Men's NCAA crowns have come at a phenomenal rate for the Pac-12 - 16 basketball titles by six schools (more than any other conference), 53 tennis titles, 45 outdoor track & field crowns, and 27 baseball titles. Pac-12 members have won 25 of 43 NCAA titles in volleyball, 38 of 42 in water polo, 27 in skiing, and 23 in swimming & diving national championships.

Individually, the Conference has produced an impressive number of NCAA men's individual champions, as well, boasting 2,073 individual crowns.

On the women's side, the story is much the same. Since the NCAA began conducting women's championships 31 years ago, Pac-12 members have claimed at least four national titles in a single season on 22 occasions, including the last 12-consecutive years. Overall, the Pac-12 has captured 145 NCAA women's titles, easily outdistancing the SEC, which is second, with 88. Pac-12 members have dominated a number of sports, winning 23 softball titles, 19 tennis crowns, 14 volleyball titles, 14 of the last 23 trophies in golf, and 13 in swimming & diving.

Pac-12 women student-athletes shine nationally on an individual basis, as well, having captured an unmatched 642 NCAA individual crowns, an average of nearly 21 championships per season.

PAC-12 CONFERENCE HISTORY

The roots of the Pac-12 Conference date back 97 years to December 2, 1915, when the Pacific Coast Conference (PCC) was founded at a meeting at the Oregon Hotel in Portland, Ore. The original membership consisted of four schools - the University of California at Berkeley, the University of Washington, the University of Oregon, and Oregon State College (now Oregon State University). All still are charter members of the Conference.

Pacific Coast Conference play began in 1916 and, one year later, Washington State College (now Washington State University) was accepted into the league, with Stanford University following in 1918.

In 1922, the PCC expanded to eight teams with the admission of the University of Southern California (USC) and the University of Idaho. In 1924, the University of Montana joined the league roster, and in 1928, the PCC grew to 10 members

with the addition of UCLA.

The Pacific Coast Conference competed as a 10-member league until 1950, with the exception of 1943-45 when World War II curtailed intercollegiate athletic competition to a minimum. During that time, the league's first commissioner was named. Edwin N. Atherton was Commissioner in 1940 and was succeeded by Victor O. Schmidt in 1944. In 1950, Montana resigned from the Conference and joined the Mountain States Conference. The PCC continued as a nine-team Conference through 1958.

In 1959, the PCC was dissolved and the Athletic Association of Western Universities was formed and Thomas J. Hamilton was appointed Commissioner of the new league. The original AAUW membership included California, Stanford, Southern California, UCLA and Washington. Washington State joined the membership in 1962, while Oregon and Oregon State joined in 1964. Under Hamilton's watch, the name Pacific-8 Conference was adopted in 1968. In 1971, Wiles Hallock took over as Commissioner of the Pac-8.

Ten years later, on July 1, 1978, the University of Arizona and Arizona State University were admitted to the league and the Pacific-10 Conference became a reality. In 1986-87, the league took on a new look, expanding to include 10 women's sports. Since then, the Conference has been considered the premiere league in women's athletics, securing the most NCAA titles in women's sports of any conference nearly every year.

Thomas C. Hansen was named the Commissioner of the Pac-10 in 1983, a role he would hold for 26 years until 2009. Hansen was succeeded by current Commissioner Larry Scott, who took on the new role in July 2009.

During the 2010-11 academic year, Scott helped deliver monumental changes that transformed the Conference into a modern 12-team league. The Conference expanded to add two more teams, agreed to equal revenue sharing for the first time in Conference history, created two divisions - the North and the South, for football only, established a Football Championship Game for the first time ever, secured a landmark media rights deal that dramatically increased national exposure and revenue for each school and established the Pac-12 Network and Pac-12 Digital Network that guaranteed enhanced exposure across all sports.

The University of Colorado accepted its invitation to join the Pac-12 on June 11, 2010, and on June 17, 2010, the University of Utah agreed to join the Conference. The Buffaloes and Utes officially became the 11th and 12th members of the Conference July 1, 2011, the first additions to the league since 1978. During the 33 years between expansions, Conference teams claimed 258 NCAA titles, including 130 women's and 128 men's.

Currently, the Pac-12 sponsors 11 men's sports and 11 women's sports. Additionally, the Conference is a member of the Mountain Pacific Sports Federation (MPSF) in four other men's sports and three women's sports.

The Pac-12 Conference offices are located 25 miles east of San Francisco in Walnut Creek, Calif.

LEARFIELD SPORTS DIRECTORS' CUP

Six Pac-10 Conference institutions finished the 2011-12 academic year ranked in the final Learfield Sports Directors' Cup top 25, the National Association of Collegiate Directors of Athletics (NACDA) announced today. Three institutions, STANFORD, UCLA and USC, were in the top 10, the most of any conference.

The Conference of Champions was represented by six members in the Directors' Cup top 25, the most of any conference. The Cardinal won its 18th-consecutive cup after claiming national championships in women's soccer and women's water polo, and top-four finishes in men's and women's swimming and diving, women's basketball and women's gymnastics, accumulating an impressive 1448.25 points.

UCLA and USC were among eight teams to tally better than 1,000 points, finishing third (1,142.75 points) and seventh (1,006.75 points), respectively. Together, the Bruins and Trojans each posted top four finishes in women's volleyball, women's water polo, and men's and women's tennis. CALIFORNIA placed 11th overall with 979.00 points after sweeping the men's and women's swimming and diving titles. ARIZONA's national title in baseball pushed the Wildcats into the top 20, where they placed 19th (827.75), OREGON rounded out the top 25, finishing 24th (747.25).

ARIZONA STATE placed 30th with 625.25 points, with WASHINGTON right behind in 31st with 622.50 points. COLORADO was 57th overall (391.50), followed by OREGON STATE (66th, 300.91), UTAH (74th, 260.0), and WASHINGTON STATE (T106th, 171.00).

The success of the Pac-12 in the Director's Cup was bolstered by the capturing of nine NCAA titles, most among all conferences. In addition, 10 of the Pac-12's league members finished among the top four in 24 NCAA championships, while the ACC was next with its league members placing among the top four in 16 NCAA championships.

CONFERENCE BREAKDOWN

Conference	Top-25 Schools
1. Pac-12 (12)	6
2. Big Ten (12)	5
SEC (12)	5
4. ACC (12)	4
Big 12 (10)	4
6. Big East (15)	1

WHERE PAC-12 SCHOOLS RANKED

School	Total Pts
1. Stanford	1,448.25
3. UCLA	1,142.75
7. USC	1,006.75
11. California	979.00
19. Arizona	827.75
24. Oregon	747.25
30. Arizona State	625.25
31. Washington	622.50
57. Colorado	391.50
66. Oregon State	300.91
74. Utah	260.00
T106. Washington State	171.00

COMPOSITE SCHEDULE



As of October 19, 2012.
All times are local to game site.

NOVEMBER

Friday, November 9

Fresno State at Stanford 7 p.m. PT
Lehigh at California 7 p.m. PT
Saint Mary's (Calif.) at Washington 7 p.m. PT
Arizona at CSU Bakersfield 8:30 p.m. PT

Saturday, November 10

Washington State at Minnesota 12 p.m. CT
Best Buy Classic, Minneapolis, Minn.
Western Washington at Oregon State 2 p.m. PT
Utah at Denver 4 p.m. MT
San Diego State at UCLA 7 p.m. PT

Sunday, November 11

Washington St. vs. S. Dakota St./Millanov. 11 a.m./1 p.m. CT
Best Buy Classic, Minneapolis, Minn.
Texas Tech at Arizona State 2 p.m. MT
Idaho at Colorado 2 p.m. MT
Gonzaga at USC 2 p.m. PT
St. Mary's (Calif.) at Oregon 2 p.m. PT
Stanford at Santa Clara 2 p.m. PT

Tuesday, November 13

Southern Utah at Utah 7 p.m. MT
Arizona at UNLV 7 p.m. PT
Cal Poly at Oregon State 7 p.m. PT

Wednesday, November 14

UCLA at Oklahoma 7 p.m. CT
Washington at Seattle (KeyArena) 7 p.m. PT

Thursday, November 15

Saint Mary's (Calif.) at California 11 a.m. PT
Portland State at Oregon 7 p.m. PT

Friday, November 16

Michigan at Utah 4:30 p.m. MT
Stanford vs. Baylor 2:30 p.m. HT
Rainbow Wahine Classic, Honolulu, Hawai'i
Monmouth at Washington State 7 p.m. PT

Saturday, November 17

Cal State Northridge at Arizona 1 p.m. MT
Stanford at Hawai'i 7 p.m. HT
Rainbow Wahine Classic, Honolulu, Hawai'i

Sunday, November 18

Colorado at UMKC 1 p.m. CT
Wisconsin at Washington State 1 p.m. PT
Arizona State at UTEP 2 p.m. MT
Washington at Long Beach State 2 p.m. PT
Pepperdine at USC 2 p.m. PT
Stanford vs. UT-Martin 5 p.m. HT
Rainbow Wahine Classic, Honolulu, Hawai'i

Monday, November 19

Cal Poly at California 5 p.m. PT

Tuesday, November 20

BYU at Arizona 11 a.m. MT
Oregon State vs. UC Santa Barbara 11 a.m. PT
Hardwood Tournament for Hope, Puerta Vallarta, Mexico
Northern Colorado at Utah 7 p.m. MT

Wednesday, November 21

Washington at Wisconsin 7 p.m. CT
Arkansas State at USC 7 p.m. PT
Oregon State vs. Mississippi State/Winthrop TBA
Hardwood Tournament for Hope, Puerta Vallarta, Mexico

Thursday, November 22

Oregon State vs. TBD TBA
Hardwood Tournament for Hope, Puerta Vallarta, Mexico

Friday, November 23

Notre Dame at UCLA (P12N) 12 p.m. PT
Arizona State vs. Northern Iowa 12 p.m. PT
Thanksgiving Shootout, Las Vegas, Nev.
Eastern Washington at California 1 p.m. PT
Cal Classic by Doubletree, Berkeley, Calif.
Arizona vs. UTEP 4 p.m. ET
Junkanoo Jam, Grand Bahama Island, Bahamas
Nebraska at USC (P12N) 2 p.m. PT
Oregon at Hawai'i 4:30 p.m. HT
Wahine Showdown, Honolulu, Hawai'i
Texas A&M-Corpus Christi at Colorado... 7:30 p.m. MT
26th-Annual Omni Hotels Classic, Boulder, Colo.

Saturday, November 24

Texas Southern vs. Arizona 2:30 p.m. ET
Junkanoo Jam, Grand Bahama Island, Bahamas
CS Fullerton/Georgetown at California.. 1 p.m./3:15 p.m. PT
Cal Classic by Doubletree, Berkeley, Calif.
Utah at Weber State 2 p.m. MT
Arizona State vs. NC State 2:30 p.m. PT
Thanksgiving Shootout, Las Vegas, Nev.
BYU at Washington State 3 p.m. PT
Auburn/San Diego St. at Colorado... 5/7:30 p.m. MT
26th-Annual Omni Hotels Classic, Boulder, Colo.
Oregon vs. Oklahoma 2 p.m. HT
Wahine Showdown, Honolulu, Hawai'i

Sunday, November 25

Arizona State vs. Florida 12 p.m. PT
Thanksgiving Shootout, Las Vegas, Nev.
Princeton at UCLA 1 p.m. PT
Long Beach State at Stanford 2 p.m. PT
Oregon vs. Arkansas 12 p.m. HT
Wahine Showdown, Honolulu, Hawai'i

Tuesday, November 27

Utah State at Utah 7 p.m. MT
USC at UC Santa Barbara 7 p.m. PT
Pepperdine at Washington 7 p.m. PT

Wednesday, November 28

Arizona at North Texas 5 p.m. CT
Wyoming at Colorado 7 p.m. MT
Washington State at UC Riverside 7 p.m. PT

Thursday, November 29

CSU Bakersfield at Oregon State 12 p.m. PT
Washington at Portland 7 p.m. PT

Friday, November 30

California at Old Dominion 7 p.m. ET
USC at San Diego State 7 p.m. PT
Washington State at Fresno State 7 p.m. PT
Stanford at UC Davis 7 p.m. PT

DECEMBER

Saturday, December 1

Colorado at Illinois 1 p.m. CT
Binghamton at Arizona State 1 p.m. MT
ASU Classic, Tempe, Ariz.
Sacramento State at Oregon State 2 p.m. PT
Utah at Hawai'i 2 p.m. HT

Sunday, December 2

California at Duke 2 p.m. ET
Arizona at Long Beach State 1 p.m. PT
UNLV/Dayton vs Arizona State 2:30 p.m. MT
ASU Classic, Tempe, Ariz.
Denver at Oregon 2 p.m. PT
Stanford at Gonzaga 2 p.m. PT
Loyola Marymount at UCLA 2 p.m. PT

Wednesday, December 5

Colorado State at Colorado 5:50 p.m. MT
San Diego State at Washington 7 p.m. PT
USC at Fresno State 7 p.m. PT

Friday, December 7

Arizona State at Providence 7 p.m. ET
California at CSU Bakersfield 7 p.m. PT

Saturday, December 8

UCLA vs. Texas 1:30 p.m. CT
at Houston, Texas
Arizona at New Mexico 2 p.m. MT
BYU at Utah 3 p.m. MT

Sunday, December 9

Arizona State at Boston College 1 p.m. ET
Nevada at Oregon 2 p.m. PT
St. Martin's at Oregon State 2 p.m. PT

Tuesday, December 11

Colorado at Denver 7 p.m. MT

Wednesday, December 12

San Diego at Arizona State 11 a.m. MT
Oregon at Illinois 7 p.m. CT

Thursday, December 13

CS Fullerton at Oregon State 6 p.m. PT

Friday, December 14

Louisville at Colorado 7 p.m. MT

Saturday, December 15

UCLA vs. Saint Mary's (Calif.) 2:30 p.m. ET
St. John's Chartwells Holiday Classic, Jamaica, N.Y.
Ohio State at Washington State 12 p.m. PT
Texas A&M at USC 12 p.m. PT
UC Santa Barbara at Washington 1 p.m. PT
Oregon State at Loyola Marymount 2 p.m. PT
Houston Baptist at Utah 3 p.m. PT
Pacific at Stanford 7 p.m. PT

Sunday, December 16

UCLA at St. John's/Tennessee Tech... 12/2:30 p.m. ET
St. John's Chartwells Holiday Classic, Jamaica, N.Y.
Idaho at Washington 1 p.m. PT
Fresno State at Oregon 1 p.m. PT
Weber State at Arizona 3 p.m. MT

Monday, Dec. 17

California at Northwestern 11 a.m. CT

Tuesday, December 18

Washington State at Louisville 7 p.m. ET
Samford at Oregon 7 p.m. PT

Wednesday, December 19

Oregon State vs. Michigan State 2:30 p.m. PT
Las Vegas Holiday Hoops Classic, Las Vegas, Nev.
Stanford at South Carolina (FSNS) 4:30 p.m. PT

Thursday, December 20

CS Northridge at UCLA 6 p.m. PT
UC Irvine at Utah 7 p.m. MT
Longwood at Arizona 7 p.m. MT

Friday, December 21

Washington at Georgia Tech 12 p.m. ET
Oregon at Portland 12 p.m. PT
Oregon State vs. Texas Tech 2:30 p.m. PT
Las Vegas Holiday Hoops Classic, Las Vegas, Nev.
Washington State at Syracuse 7 p.m. ET
UC Davis at USC 5 p.m. PT
Women of Troy Classic, Los Angeles, Calif.
Kansas at California 7 p.m. PT

Saturday, December 22

Utah Valley at Colorado 1:30 p.m. MT
 Duke at USC (P12N) 12 p.m. PT
Women of Troy Classic, Los Angeles, Calif.
 Stanford at Tennessee (SportsSouth) 4 p.m. ET
 Longwood at Arizona State TBA

Friday, December 28

UCLA at Pepperdine 5 p.m. PT
 George Washington at California 7 p.m. PT
 Washington at UC Davis 7 p.m. PT

Saturday, December 29

Connecticut at Stanford (ESPNU) 1 p.m. PT
 New Mexico at Colorado 2:30 p.m. MT
 Vanderbilt at USC 2 p.m. PT
 Washington State at Gonzaga 2 p.m. PT
 North Dakota at Utah 3 p.m. MT

Sunday, December 30

Idaho State at Arizona State 2 p.m. MT

Monday, December 31

Connecticut at Oregon (P12N) 12 p.m. PT
 Saint Joseph's at UCLA 1 p.m. PT

JANUARY

Friday, January 4

California at Utah (P12N) 6 p.m. MT
 Arizona at Washington State 7 p.m. PT
 Arizona State at Washington 7 p.m. PT
 USC at Oregon State 7 p.m. PT
 UCLA at Oregon 7 p.m. PT
 Stanford at Colorado (P12N) 8 p.m. MT

Sunday, January 6

California at Colorado (P12N) 12 p.m. MT
 Arizona at Washington (P12N) 1 p.m. PT
 USC at Oregon 1 p.m. PT
 Arizona State at Washington State 1 p.m. PT
 Stanford at Utah 2 p.m. MT
 UCLA at Oregon State 2 p.m. PT

Tuesday, January 8

Utah at Colorado (P12N) 6 p.m. MT
 Stanford at California (P12N) 7 p.m. PT

Friday, January 11

Oregon at Arizona State 6:30 p.m. MT
 Washington at USC 6 p.m. PT
 Oregon State at Arizona 7 p.m. MT
 Washington State at UCLA (P12N) 8 p.m. PT

Sunday, January 13

Oregon State at Arizona State (P12N) 1 p.m. MT
 California at Stanford (ESPN2) 1 p.m. PT
 Washington at UCLA 2 p.m. PT
 Washington State at USC 2 p.m. PT
 Oregon at Arizona 3 p.m. MT
 Colorado at Utah (P12N) 3 p.m. MT

Tuesday, January 15

Washington State at Washington (P12N) 6 p.m. PT
 Oregon State at Oregon (P12N) 8 p.m. PT

Thursday, January 17

USC at California (P12N) 6 p.m. PT

Friday, January 18

Arizona at Utah (P12N) 7 p.m. MT
 Arizona State at Colorado 7 p.m. MT
 UCLA at Stanford (P12N) 8 p.m. PT

Sunday, January 20

UCLA at California (ESPNU) 12:30 p.m. PT
 Arizona at Colorado 2 p.m. MT
 Oregon at Oregon State (P12N) 2 p.m. PT
 Washington at Washington State (P12N) 2 p.m. PT
 Arizona State at Utah 3 p.m. MT
 USC at Stanford (P12N) 4 p.m. PT

Friday, January 25

Arizona at UCLA (P12N) 6 p.m. PT
 Oregon State at Washington 6 p.m. PT
 Arizona State at USC 7 p.m. PT
 Utah at Stanford 7 p.m. PT
 Oregon at Washington State 7 p.m. PT
 Colorado at California (P12N) 8 p.m. PT

Sunday, January 27

Oregon State at Washington State 1 p.m. PT
 Arizona at USC 2 p.m. PT
 Utah at California 2 p.m. PT
 Oregon at Washington (P12N) 2 p.m. PT
 Arizona State at UCLA 2 p.m. PT
 Colorado at Stanford (P12N) 4 p.m. PT

FEBRUARY

Friday, February 1

Stanford at Oregon (P12N) 6 p.m. PT
 Washington State at Arizona State 7 p.m. MT
 Washington at Arizona 7 p.m. MT
 California at Oregon State 7 p.m. PT
 Utah at USC 7 p.m. PT
 Colorado at UCLA (P12N) 8 p.m. PT

Sunday, February 3

California at Oregon 1 p.m. PT
 Washington State at Arizona 2 p.m. MT
 Utah at UCLA 2 p.m. PT
 Stanford at Oregon State (P12N) 2 p.m. PT
 Colorado at USC (P12N) 4 p.m. PT
 Washington at Arizona State (P12N) 5 p.m. MT

Friday, February 8

USC at Washington State 6 p.m. PT
 Oregon State at Colorado (P12N) 7 p.m. MT
 Oregon at Utah 7 p.m. MT
 UCLA at Washington 7 p.m. PT
 Arizona at Stanford 7 p.m. PT
 Arizona State at California (P12N) 8 p.m. PT

Sunday, February 10

Arizona at California 12 p.m. PT
 UCLA at Washington State 12 p.m. PT
 Oregon State at Utah (P12N) 1 p.m. MT
 Oregon at Colorado 1:30 p.m. MT
 Arizona State at Stanford (P12N) 2 p.m. PT
 USC at Washington 1 p.m. PT

Friday, February 15

California at UCLA (P12N) 6 p.m. PT
 Utah at Arizona State 7 p.m. MT
 Colorado at Arizona 7 p.m. MT
 Washington at Oregon 7 p.m. PT
 Washington State at Oregon State 7 p.m. PT
 Stanford at USC (P12N) 8 p.m. PT

Sunday, February 17

Stanford at UCLA (ESPNU) 12:30 p.m. PT
 Colorado at Arizona State 2 p.m. MT
 California at USC (P12N) 2 p.m. PT
 Washington State at Oregon (P12N) 4 p.m. PT
 Utah at Arizona 5 p.m. MT

Monday, February 18

Washington at Oregon State (P12N) 6 p.m. PT

Tuesday, February 19

Arizona State at Arizona (P12N) 6 p.m. PT
 UCLA at USC (P12N) 8 p.m. PT

Friday, February 22

Oregon at California (P12N) 6 p.m. PT
 Washington State at Colorado 7 p.m. MT
 Washington at Utah 7 p.m. MT
 Oregon State at Stanford (P12N) 8 p.m. PT

Sunday, February 24

Washington at Colorado 2 p.m. MT
 USC at UCLA (P12N) 2 p.m. PT
 Oregon State at California (P12N) 2 p.m. PT
 Arizona at Arizona State (P12N) 3 p.m. MT
 Washington State at Utah 3 p.m. MT
 Oregon at Stanford (P12N) 4 p.m. PT

Thursday, February 28

California at Washington State 6 p.m. PT
 Stanford at Washington (P12N) 8 p.m. PT

MARCH

Friday, March 1

UCLA at Arizona State (P12N) 6 p.m. MT
 Utah at Oregon State 7 p.m. PT
 Colorado at Oregon 7 p.m. PT
 USC at Arizona (P12N) 8 p.m. MT

Saturday, March 2

Stanford at Washington State (P12N) 12 p.m. PT
 California at Washington 2 p.m. PT

Sunday, March 3

Colorado at Oregon State 12 p.m. PT
 Utah at Oregon 12 p.m. PT
 USC at Arizona State 1 p.m. MT
 UCLA at Arizona 1 p.m. MT

2013 PAC-12 WOMEN'S BASKETBALL TOURNAMENT
Thursday-Sunday, March 7-10
KeyArena • Seattle

Thursday, March 7

First Round Game #1 (P12N) 12 p.m. PT
 First Round Game #2 (P12N) 2:30 p.m. PT
 First Round Game #3 (P12N) 6 p.m. PT
 First Round Game #4 (P12N) 8:30 p.m. PT

Friday, March 8

Quarterfinal Game #1 (P12N) 12 p.m. PT
 Quarterfinal Game #2 (P12N) 2:30 p.m. PT
 Quarterfinal Game #3 (P12N) 6 p.m. PT
 Quarterfinal Game #4 (P12N) 8:30 p.m. PT

Saturday, March 9

Semifinal Game #1 (P12N) 6 p.m. PT
 Semifinal Game #2 (P12N) 8:30 p.m. PT

Sunday, March 10

Championship Game (ESPN2) 5 p.m. PT

NCAA TOURNAMENT

March 23-26

First & Second Rounds

March 30-April 2

Regionals (*Spokane, Wash.; Trenton, N.J.; Norfolk, Va., Oklahoma City, Okla.*)

April 7 & 9

NCAA Final Four, New Orleans Arena, *New Orleans, La.*

* indicates Pac-12 Conference game

PAC-12 WOMEN'S BASKETBALL TELEVISION SCHEDULE

Day	Date	Time (PT)	Network	Matchup
Friday	Nov. 23	12:00 PM	P12N	Notre Dame at UCLA
Friday	Nov. 23	2:00 P.M.	P12N	Nebraska at USC
Saturday	Dec. 22	12:00 P.M.	P12N	Duke vs. USC
Saturday	Dec. 29	1:00 P.M.	ESPNU	Connecticut at Stanford
Monday	Dec. 31	12:00 P.M.	P12N	Connecticut at Oregon
Friday	Jan. 4	5:00 P.M.	P12N	California at Utah
Friday	Jan. 4	7:00 P.M.	P12N	Stanford at Colorado
Sunday	Jan. 6	11:00 A.M.	P12N	California at Colorado
Sunday	Jan. 6	1:00 P.M.	P12N	Arizona at Washington
Tuesday	Jan. 8	5:00 P.M.	P12N	Utah at Colorado
Tuesday	Jan. 8	7:00 P.M.	P12N	Stanford at California
Friday	Jan. 11	8:00 P.M.	P12N	Washington State at UCLA
Sunday	Jan. 13	12:00 P.M.	P12N	Oregon State at Arizona State
Sunday	Jan. 13	1:00 P.M.	ESPN2	California at Stanford
Sunday	Jan. 13	2:00 P.M.	P12N	Colorado at Utah
Tuesday	Jan. 15	6:00 P.M.	P12N	Washington State at Washington
Tuesday	Jan. 15	8:00 P.M.	P12N	Oregon State at Oregon
Thursday	Jan. 17	6:00 P.M.	P12N	USC at California
Friday	Jan. 18	6:00 P.M.	P12N	Arizona at Utah
Friday	Jan. 18	8:00 P.M.	P12N	UCLA at Stanford
Sunday	Jan. 20	12:30 P.M.	ESPNU	UCLA at California
Sunday	Jan. 20	2:00 p.m.	P12N	Oregon at Oregon State
Sunday	Jan. 20	2:00 p.m.	P12N	Washington at Washington State
Sunday	Jan. 20	4:00 p.m.	P12N	USC at Stanford
Friday	Jan. 25	6:00 P.M.	P12N	Arizona at UCLA
Friday	Jan. 25	8:00 P.M.	P12N	Colorado at California
Sunday	Jan. 27	2:00 P.M.	P12N	Oregon at Washington
Sunday	Jan. 27	4:00 P.M.	P12N	Colorado at Stanford
Friday	Feb. 1	6:00 P.M.	P12N	Stanford at Oregon
Friday	Feb. 1	8:00 P.M.	P12N	Colorado at UCLA
Sunday	Feb. 3	2:00 P.M.	P12N	Stanford at Oregon State
Sunday	Feb. 3	4:00 P.M.	P12N	Colorado at USC
Sunday	Feb. 3	4:00 P.M.	P12N	Washington at Arizona State
Friday	Feb. 8	6:00 P.M.	P12N	Oregon State at Colorado
Friday	Feb. 8	8:00 P.M.	P12N	Arizona State at California
Sunday	Feb. 10	12:00 P.M.	P12N	Oregon State at Utah
Sunday	Feb. 10	2:00 P.M.	P12N	Arizona State at Stanford
Friday	Feb. 15	6:00 P.M.	P12N	California at UCLA
Friday	Feb. 15	8:00 P.M.	P12N	Stanford at USC
Sunday	Feb. 17	12:30 P.M.	ESPNU	Stanford at UCLA
Sunday	Feb. 17	2:00 P.M.	P12N	California at USC
Sunday	Feb. 17	4:00 P.M.	P12N	Washington State at Oregon
Monday	Feb. 18	6:00 P.M.	P12N	Washington at Oregon State
Tuesday	Feb. 19	6:00 P.M.	P12N	Arizona State at Arizona
Tuesday	Feb. 19	8:00 P.M.	P12N	UCLA at USC
Friday	Feb. 22	6:00 P.M.	P12N	Oregon at California
Friday	Feb. 22	8:00 P.M.	P12N	Oregon State at Stanford
Sunday	Feb. 24	2:00 P.M.	P12N	Arizona at Arizona State
Sunday	Feb. 24	2:00 P.M.	P12N	USC at UCLA
Sunday	Feb. 24	2:00 P.M.	P12N	Oregon State at California
Sunday	Feb. 24	4:00 P.M.	P12N	Oregon at Stanford
Thursday	Feb. 28	8:00 P.M.	P12N	Stanford at Washington
Friday	Mar. 1	5:00 P.M.	P12N	UCLA at Arizona State
Friday	Mar. 1	7:00 P.M.	P12N	USC at Arizona
Saturday	Mar. 2	12:00 P.M.	P12N	Stanford at Washington State
Thursday	Mar. 7	12:00 P.M.	P12N	Pac-12 Tournament First Round
Thursday	Mar. 7	2:30 P.M.	P12N	Pac-12 Tournament First Round
Thursday	Mar. 7	6:00 P.M.	P12N	Pac-12 Tournament First Round
Thursday	Mar. 7	8:30 P.M.	P12N	Pac-12 Tournament First Round
Friday	Mar. 8	12:00 P.M.	P12N	Pac-12 Tournament Quarterfinal
Friday	Mar. 8	2:30 P.M.	P12N	Pac-12 Tournament Quarterfinal
Friday	Mar. 8	6:00 P.M.	P12N	Pac-12 Tournament Quarterfinal
Friday	Mar. 8	8:30 P.M.	P12N	Pac-12 Tournament Quarterfinal
Saturday	Mar. 9	6:00 P.M.	P12N	Pac-12 Tournament Semifinal
Saturday	Mar. 9	8:30 P.M.	P12N	Pac-12 Tournament Semifinal
Sunday	Mar. 10	5:00 P.M.	ESPN2	Pac-12 Tournament Championship Game



**WOMEN'S
BASKETBALL
TOURNAMENT**

PAC-12 WOMEN'S BASKETBALL TOURNAMENT

**KEYARENA
WEDNESDAY-SUNDAY, MARCH 7-10, 2013
SEATTLE, WASH.**

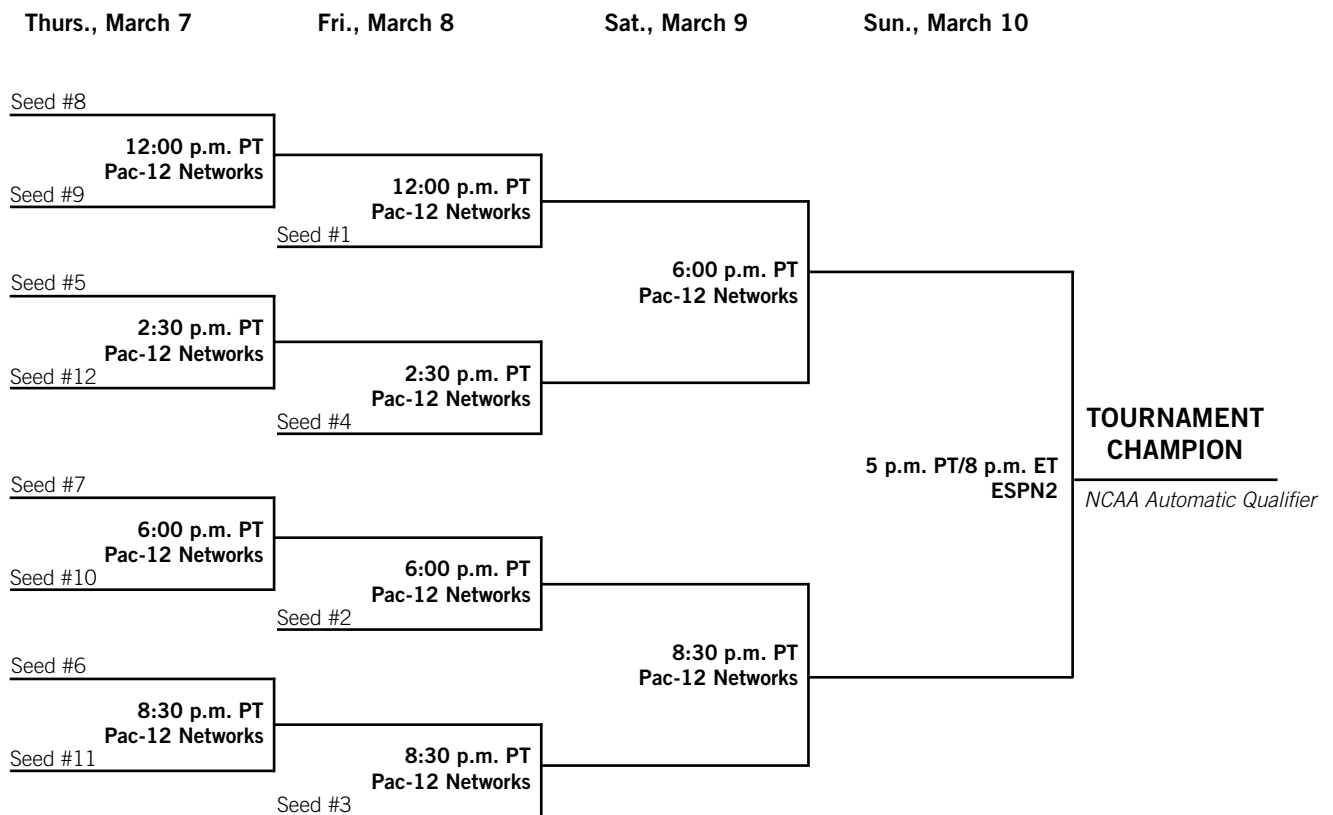
The 12th-annual Pac-12 Women's Basketball Tournament heads to Seattle for the first time ever, in partnership with Force 10 Sports Marketing, LLC, the Seattle Sports Commission and Seattle Center. The tournament will be played at KeyArena from March 7-10, 2013 and will also receive unprecedented national television coverage of the women's basketball teams and players as every game of the tournament will be televised either on the Pac-12 Networks or ESPN2. The new agreement runs through the 2015 tournament.

The City of Seattle has embraced women's basketball and women's athletics, which can be seen through the support of the WNBA's Seattle Storm with its attendance increasing the last several years. The majestic city provides convenient travel for teams and fans, with non-stop flights available from every Pac-12 city.

The Pac-12 Women's Basketball Tournament made its debut in 2002 and was held on the University of Oregon campus in Eugene, Ore. The Conference's premier women's sporting event then moved to HP Pavilion at San Jose for a six-year run (2003-08). It spent four years (2008-2012) in Los Angeles, with Galen Center playing host. The final two-year run of the event saw it combined with the men's tournament and the semifinal and championship games were played at the STAPLES Center.

The winner of the 12-team tournament receives the league's automatic bid to the NCAA Division I Women's Basketball Championship. The tournament seeding and Conference Champion are determined by the 18-game regular-season Pac-12 schedule.

TOURNAMENT BRACKET




*** PLEASE NOTE: Bracket may be flipped to feature key matchups in the evening session at the discretion of the Commissioner.*

All games to be televised on national television.
First three rounds to be televised on the Pac-12 Network.
Championship game to be televised on ESPN2.
All times subject to change.
As of July 2, 2013.



2013 NCAA Division I Women's BASKETBALL CHAMPIONSHIP



© 2012 National Collegiate Athletic Association. No commercial use without the NCAA's written permission. The NCAA opposes all sports wagering. This bracket should not be used for sweepstakes, contests, office pools or other gambling activities. NCAA and Women's Final Four are trademarks of the National Collegiate Athletic Association.

FIRST ROUND & SECOND ROUNDS Saturday & Monday, March 23 & 25:

Coors Events Center, Boulder, Colo.
(University of Colorado, host)

Comcast Center, College Park, Md.
(University of Maryland, host)

Reed Arena, College Station, Texas
(Texas A&M University, host)

St. John Arena, Columbus, Ohio.
(Ohio State University, host)

Thompson-Boling Arena, Knoxville, Tenn.
(University of Tennessee, host)

United Spirit Arena, Lubbock, Texas
(Texas Tech University, host)

McCarthy Athletic Center, Spokane, Wash.
(Gonzaga University, host)

Harry A. Gampel Pavilion, Storrs, Conn.
(University of Connecticut, host)

FIRST ROUND & SECOND ROUNDS Saturday & Monday, March 23 & 25:

Pete Maravich Assembly Center, Baton Rouge, La.
(LSU, host)

Cameron Indoor Stadium, Durham, N.C.
(Duke University, host)

Carver-Hawkeye Arena, Iowa City, Iowa
(University of Iowa, host)

KFC Yum! Center, Louisville, Ky.
(University of Louisville, host)

Bob Carpenter Center, Newark, Del.
(University of Delaware, host)

Carnesecca Arena, Queens, N.Y.
(St. John's University, host)

Maples Pavilion, Stanford, Calif.
(Stanford University, host)

Ferrell Center, Waco Texas
(Baylor University, host)

REGIONALS

Saturday & Monday, March 30 & April 1:

Spokane Veterans Memorial Arena, Spokane, Wash.
(Washington State University, host)

Sun National Bank Center, Trenton, N.J.
(Metro Atlantic Athletic Conference and Rider University, hosts)

Sunday & Tuesday, March 31 & April 2:

Ted Constant Center, Norfolk, Va.
(Old Dominion University, host)

Chesapeake Energy Arena, Oklahoma City, Okla.
(Big 12 Conference, host)

FINAL FOUR

Sunday & Tuesday, April 7 & 9:

New Orleans Arena, New Orleans
(Tulane University, host)

Future Final Four Sites

- 2014 Bridgestone Arena, Nashville (April 6 & 8)
- 2015 St. Pete Times Forum, Tampa Bay (April 5 & 7)
- 2016 Indianapolis, Ind. (April 3 & 5)



Even in its infancy, the Pac-12 Conference played a significant role in the development of women's basketball. On April 4, 1896, California and Stanford squared off at the Page Street Armory in San Francisco in the first women's intercollegiate game in the nation. And two weeks later, the University of Washington hosted Ellensburg State in Seattle.

While progress slowed through much of the first half of the century, women's basketball pioneer Carol Eckman changed the game's history by engineering the first official women's tournament in 1969. In 1972, the tournament expanded into the Association for Intercollegiate Athletics for Women (IAIW). At that point, women's basketball was off and running.

In 1978, just six seasons after the advent of the IAIW, UCLA was the first league squad to represent the Conference with a national title. The Bruins accomplished the feat at Pauley Pavilion on the UCLA campus in front of an IAIW record crowd of 9,351. However, UCLA was not the last Conference team to win a national crown.

The 1981-82 season marked the first year that women's basketball began competing in the NCAA with the advent of the NCAA Division I Women's Basketball Championship, implementing a 32-game field which, with the increasing popularity of the sport, first expanded to 48 teams and has grown to 64 teams after a second expansion in 1994.

League play began in 1986-87, the first year the



Former USC players Cheryl Miller and Lisa Leslie are two of the most decorated players in the history of women's basketball.

Pac-10 Conference began sponsoring women's sports, combining the NorPac Conference (California, Oregon, Oregon State, Washington and Washington State) with the Western Collegiate Athletic Association (Arizona, Arizona State, Stanford, UCLA and USC).

The Conference quickly established a reputation as one of the strongest women's basketball leagues in the nation, with solid teams across the board. The Pac-10 sent at least four teams to the NCAA Tournament nine times in the decade of the '90s, and every Conference member made a trip to the Big Dance during that decade. In the new millennium, the story has proved much the same. Seven different Conference teams have advanced to the NCAA Tournament in the last six seasons.

Stanford head coach Tara VanDerveer took the Pac-10 Conference to new heights by winning a pair of NCAA titles in the 1990s. National Player of the Year Jennifer Azzi led the Cardinal to its first title in 1990, while Val Whiting guided the Cardinal to its second national championship in 1992. All told, Stanford made six trips to the NCAA Final Four in a seven-year span of the '90s.

Since the beginnings of the IAIW, the Conference's most significant contribution to the success and development of women's basketball has been its legendary players.

Names like Ann Meyers, Cheryl Miller, Cheryl Nelson, Denise Curry, the McGee Sisters, Azzi, Sonja Henning, Whiting, Natalie Williams, Lisa Leslie, Kate Starbird, Tina Thompson, Nicole Powell and Candice Wiggins are just a few of the Pac-10 stars who have written a chapter in women's basketball at both the national and Conference level.

The first of this elite group to bring the women's game into the national spotlight was Meyers, the first four-time All-American. Meyers led the UCLA Bruins to the 1978 IAIW Championship under the direction of then-first year head coach Billie Moore. Curry, also a member of the 1978 title team, earned All-America honors three times and still stands as UCLA's all-time leading scorer, male or female. After 16 seasons, Moore ended her stint as the Bruins' mentor with a 423-182 career coaching record, with 296 of her victories coming at UCLA.

Miller led USC to consecutive titles in 1983 and 1984 and rewrote the school's record books. A four-time All-American, Miller won the Naismith Award three times, an amazing feat considering the honor is the equivalent of college football's Heisman Trophy. Miller was also selected to the "1980s NCAA Team of the Decade" as voted by a panel of media and coaches.

In 1999, Kodak named its Silver Anniversary Team, honoring the top-10 Division I players of all-time, and Meyers and Miller were two of the 10 athletes honored.

Only 18 women have ever been inducted into the Naismith Memorial Hall of Fame in Springfield, Mo., and five of those outstanding individuals hail from the Pac-12: Meyers (1993), Miller (1995), Curry (1997), Moore (1999) and legendary head coach Tara VanDerveer (2011).

The Women's Basketball Hall of Fame in Nashville, Tenn., announced its inaugural class of 25 inductees in 1998, honoring legends from the 107-year history of the women's game. Moore, Meyers, Curry and Miller were inducted in the initial year. VanDerveer and former USC and California Coach Marianne Stanley joined the ranks in 2002, while former Oregon player and former Ducks head coach Bev Smith was inducted with the Class of 2004.

On the national level, women's basketball has made tremendous strides in both popularity and attendance.



Former UCLA star Ann Meyers was the first-ever four-time All-American and led the Bruins to the 1978 IAIW National title.

The 2008 Olympic Team won its fourth-straight gold medal as Leslie became just the second basketball player ever to win four gold medals (Teresa Edwards, U.S.). Leslie was joined by former Pac-10-great Thompson on the 2008 national team.

Many outstanding Pac-12 women's basketball players have gone on to success at the professional level, as 17 former Pac-12 stars are currently playing or coaching in the WNBA. Headlining that prestigious list of athletes who have played in the WNBA is Leslie, a five-time All-WNBA first team honoree and the 2002 WNBA Finals MVP. The first player to be placed on a team when the league began, Leslie became the first WNBA player to amass 5,000 career points and recorded the first dunk in league history during the 2002 campaign. She guided the Los Angeles Sparks to back-to-back league titles in 2001 and 2002. Fellow USC alumnae Thompson and retired WNBA star Cynthia Cooper helped guide the Houston Comets to four straight WNBA titles in 1997-2000. In August 2003, Thompson became just the second WNBA player to amass 4,000 points, following in Leslie's footsteps. Regarded throughout the league as the face of the WNBA and the most dominant player in the sport, Leslie announced her retirement in 2009, concluding a career that spanned 15 years.

The newest chapter in Conference women's basketball history was the addition of a postseason tournament in 2002 and the league expand to include Colorado and Utah and. An inaugural Pac-10 Women's Basketball Tournament was held Mar. 1-4, 2002, at storied McArthur Court on the University of Oregon campus. The Arizona State Sun Devils defeated the Stanford Cardinal in the championship game, capturing the Conference's first tournament trophy. Beginning in 2003, the tournament moved to the Northern California Bay Area and HP Pavilion at San Jose for a six-year run (2003-08), which saw UCLA and the Cardinal capture titles. In 2009, the tournament moved to the Galen Center in downtown Los Angeles and it proved to be another exciting chapter in the event. The tournament was combined with the men's tournament in 2010 and, for the first time ever, the semifinals and championship games were played at the STAPLES Center. In 2013, the tournament moves to KeyArena in beautiful Seattle, a city that has proven itself to be a big supporter of women's basketball and women's athletics.



BARNES



BUTTS



WHYTE

2012-13 ARIZONA ROSTER

No.	Name	POS	HT	YR	EXP	Hometown/High School (Last School)
0	Davellyn Whyte	G	5-11	SR	3L	Phoenix, Ariz./St. Mary's HS
1	Candice Warthen	G	5-5	JR	2L	Warrenton, Ga./Warren County HS
2	Layana White	G	5-8	SO	1L	Lancaster, Calif./Bellermine-Jefferson HS
3	Shereen Sutherland	F	6-1	FR	HS	Corona, Calif./Santiago HS
4	Carissa Crutchfield	G	5-8	JR	TR	Ft. Gibson, Okla./Ft. Gibson HS (Oklahoma State)
5	Nyre Harris	G	5-8	FR	HS	Stockton, Calif./Lincoln HS
10	Kama Griffiths	G/F	6-0	JR	TR	Coeur D'Alene, Idaho/Coeur D'Alene HS (North Idaho Coll.)
11	Lynette Holmes	G/F	6-1	JR	TR	Chicago, Ill./Bogan HS (Xavier)
13	Cheshi Poston	F	6-2	SR	TR	Chicago, Ill./Simeon HS (John L. Logan College)
15	Keyahndra Cannon	G	5-9	FR	HS	San Diego, Calif./Mission Bay HS
20	Simone Westbrook	G	5-10	FR	HS	Chandler, Ariz./Chandler HS
23	Erica Barnes	F	6-2	JR	2L	Sacramento, Calif./Rosemont HS
25	Cheylena Harper	F	6-2	SR	1L	Asheville, N.C./Leavenworth (Kan.) HS (Jefferson Coll.)
30	Alli Gloyd	F	6-1	JR	TR	Phoenix, Ariz./South Mountain HS (Mesa CC)

Head Coach: Niya Butts (Tennessee, 2000), 5th year
Associate Head Coach: Brandy Manning (Clark Atlanta, 2002), 5th year
Assistant Coach: E.C. Hill (Northern Illinois, 1995), 2nd year
Assistant Coach: Calamity McEntire (Tennessee, 2003), 1st year

Letterwinners R/L: 5/5
Starters returning in bold



NIYA BUTTS

Head Coach • 5th Year at Arizona
Alma Mater: Tennessee, 2000
62-65 (.488) at Arizona • Overall: 62-65 (.488, 4 Years)

The eighth head coach in Arizona history, Butts enters her fifth season at Arizona ... one of the most sought-after young coaches in the country ... prior to landing in Tucson, spent five seasons at Kentucky, the last as an associate head coach ... also spent time at Michigan State and Tennessee Tech ... a four-year letterwinner at Tennessee and a member of two national championship teams (1997,98).

QUICK FACTS

Location	Tucson, Ariz.
Founded	1885
Enrollment	38,000
Colors	Cardinal & Navy
Home Court	McKale Center (14,545)
Press Row Phone	(520) 621-5291
President	Dr. Eugene G. Sander
Faculty Representative	Jory Hancock
Athletics Director	Greg Byrne
Deputy Dir./SWA	Rocky LaRose
Head Coach	Niya Butts
Sports Info. Dir.	Tom Duddleston, Jr.
Asst. Dir./WBB SID	Susie Epp
Office/Fax	(520) 626-9395/621-2681
Cell	(520) 668-5104
Email	sepp@arizona.edu
Website	www.arizonawildcats.com

YEAR-BY-YEAR RECORD

(since 1981-82)

Year	Conf.	Place	Overall	Postseason
81-82	0-12	7	10-21	
82-83	2-12	T7	10-17	
83-84	1-13	T7	8-20	
84-85	1-13	8	7-21	
85-86	4-4	T2	19-9	
86-87	4-14	T8	11-18	
87-88	2-16	10	5-23	
88-89	6-12	T8	11-7	
89-90	5-13	T8	12-17	
90-91	1-17	10	6-25	
91-92	3-15	10	9-19	
92-93	7-11	8	13-14	
93-94	8-10	7	15-12	
94-95	6-12	7	11-19	
95-96	10-8	T3	22-8	WNIT Champs
96-97	12-6	T4	23-8	NCAA 2nd
97-98	14-4	T2	23-7	NCAA S16
98-99	12-6	4	18-11	NCAA 2nd
99-00	13-5	T2	25-7	NCAA 2nd
00-01	9-9	5	20-12	WNIT 2nd
01-02	10-8	T6	14-14	
02-03	13-5	T2	22-9	NCAA 1st
03-04	14-4	T1	24-9	NCAA 1st
04-05	11-7	5	20-12	NCAA 2nd
05-06	3-15	9	8-22	
06-07	4-14	T8	11-21	
07-08	4-14	T8	10-20	
08-09	4-14	T8	12-19	
09-10	6-12	8	14-17	
10-11	10-8	T4	21-12	WNIT 1st
11-12	3-15	12	15-17	

WCAA member from 1979-1985
 Pac-West Conference member in 1985-1986
 Pac-12 Conference member since 1986

TEAM OUTLOOK

- Arizona returns two starters from last year, SR G **Davellyn Whyte** and JR F **Erica Barnes**. Whyte, a three-time all-conference performer, earned AP All-America honorable mention accolades and was the Pac-12's second-leading scorer in 2012. A starter in every game, she averaged 17.0 points, 6.8 rebounds, 3.2 assists and 2.6 steals per game. Whyte has eclipsed the 500-point mark in each of the last two seasons. Barnes grabbed a team-leading 7.4 rebounds per game and blocked 24 shots while shooting .811 from the charity stripe, a percentage that ranked second in the Pac-12.
- Two of Arizona's top three-point shooters, Whyte and Warthen, return to a squad that shot a conference-leading .352 from behind the arc, a higher percentage than four Pac-12 teams allowed opponents to shoot from the field. The Wildcats' perimeter game has improved steadily during head coach **Niya Butts'** tenure as head coach, as team long-range percentages have increased at a rate of 24.3 points per season (2.79 in 2008-09 to 3.52 in 2011-12). In fact, the Wildcats' team 3-point percentage has increased by no fewer than 17 points from one year to the next during that span.
- A healthy **Candice Warthen** bodes well for Arizona. She was the Wildcats second-leading scorer last season (11.7 ppg) despite missing nine games with a foot injury. The Warrenton, Georgia native scored a career-high 36 points and hit five treys to lead Arizona over Georgia State in a homecoming of sorts.
- Free-throw shooting is area of strength for an Arizona team with several new faces. The Wildcats have shot better from than their opponents from the charity stripe in all but one year under Butts.

Butts' Record

Year	School	Overall	Conf.	Place/Conf
08-09	ARIZ	12-19	4-14	T8/Pac-10
09-10	ARIZ	14-17	6-12	8/Pac-10
10-11	ARIZ	21-12	10-8	T4/Pac-10
11-12	ARIZ	15-17	3-15	12/Pac-12
ARIZ Total (4 yrs)		62-65	23-49	
Career Total (4 yrs)		62-65	23-49	



FULCHER



TURNER THORNE



PICKENS

2012-13 ARIZONA STATE ROSTER

No.	Name	POS	HT	YR	EXP	Hometown/High School (Last School)
0	Katie Hempen	G	5-9	SO	TR	Highland, Ill./Highland HS (SIU Edwardsville)
1	Arnecia Hawkins	G	5-10	FR	HS	Mesa, Ariz./Mountain View HS
2	Micaela Pickens	G	5-8	SR	1V	Long Beach, Calif./Cabrillo HS (Cypress College)
3	Joy Burke	F/C	6-5	RS SR	2V	Tempe, Ariz./Marcos de Niza HS
5	Deja Mann	G	5-7	SR	3V	Merced, Calif./Merced HS
10	Promise Amukamara	G	5-8	SO	1V	Glendale, Ariz./Apollo HS
14	Adrienne Thomas	G	5-9	JR	2V	Fontana, Calif./Summit HS
15	Nisha Barrett	F	6-1	JR	TR	Barstow, Calif./Barstow HS (Barstow CC)
20	Isidora Purkovic	G	5-11	FR	HS	Calgary, Alberta, Canada/Western Canada HS
22	Janae Fulcher	F	6-3	RS-SR	3V	La Jolla, Calif./La Jolla Country Day School
23	Elisha Davis	G	5-3	FR	HS	Oakland, Calif./Berkeley HS
32	Jada Blackwell	F	6-1	SO	1V	Etiwanda, Calif./Etiwanda HS
42	Haley Videckis	F	6-0	FR	HS	Bartlett, Ill./Bartlett HS
43	Eliza Normen	G	6-0	RS-FR	RS	Louisville, Colo./Monarch HS

Head Coach: Charli Turner Thorne (Stanford, 1988), 16th year
Associate Head Coach: Amanda Levens (Arizona State, 2002), 1st year
Associate Head Coach: Meg Sanders (Cal State Fullerton, 1985), 10th year
Assistant Coach: Jackie Moore (Armstrong State, 1991), 1st year

Letterwinners R/L: 7/5
Starters returning in bold



CHARLI TURNER THORNE

Head Coach • 16th Year at Arizona State
Alma Mater: Stanford, 1988
289-179 (.618) at Arizona State • Overall: 329-219 (.600, 18 Years)

The winningest coach in Sun Devil history ... ranks third overall in wins among all-time Pac-12 coaches ... one of just three coaches in Pac-12 history to have led their teams to five or more consecutive 20-win seasons ... has guided ASU to seven NCAA Tournament appearances in the last 11 years, advancing to the NCAA Elite Eight twice in the last six seasons ... led the USA World University Games team to a gold medal at the 2009 World University Games.

TEAM OUTLOOK

- Led by seniors **Janae Fulcher** and **Micaela Pickens**, Arizona State returns six letterwinners in 2012-13. ASU set a Conference record in scoring defense last season, limiting opponents to 53.2 points per game.
- ASU rode a stifling defense and a balanced offensive attack, a staple of Sun Devil basketball, to a 12th-consecutive winning season and a berth in the WNIT last year. ASU led the Pac-12 in blocks per game and steals per game, and ranked second in turnover margin. It also ranked third in the Conference in shooting percentage from beyond the arc.
- The Sun Devils have played in the postseason in each of the last 13 years and have made eight NCAA Tournament appearances during that span, including a run of six in the last eight years. ASU was a fixture in the NCAA Tournament from 2005-09, receiving five-straight tournament bids, while advancing to the Elite Eight in 2007 and 2009.
- Arizona State will receive a boost with the return of head coach **Charli Turner Thorne**, RS FR G **Eliza Normen** and RS SR F/C **Joy Burke**, all of who missed the 2011-12 season, either in large part or entirely. Turner Thorne returns to the bench after taking a sabbatical. Burke missed the final 24 games with an injury last season but figures to play a prominent role this year, while Normen, a former prep All-American, returns to the court after sustaining a season-ending injury in the 2011-12 season opener. Unfortunately, ASU enters the season already contending with injuries as SR **Deja Mann** will miss the entire season.

QUICK FACTS

Location	Tempe, Ariz.
Founded	1885
Enrollment	73,373
Colors	Maroon & Gold
Home Court	Wells Fargo Arena (10,734)
Press Row Phone	(480) 965-7274
President	Dr. Michael Crow
Faculty Representative	Dr. Gary Grossman
Athletics Director	Steve Patterson
Associate AD/SWA	Dawn Rogers
Head Coach	Charli Turner Thorne
Sports Information Dir.	Mark Brand
Assoc. Dir./WBB SID	Steve Rodriguez
Office/Fax	(480) 965-9780/965-5408
Cell	(480) 254-2489
Email	steve.rodriguez@asu.edu
Website	www.thesundevils.com

YEAR-BY-YEAR RECORD

(since 1981-82)

Year	Conf.	Place	Overall	Postseason
81-82	8-4	3	25-7	NCAA S16
82-83	9-5	3	23-7	NCAA S16
83-84	6-8	5	17-11	
84-85	3-11	6	11-16	
85-86	4-4	2	15-10	
86-87	4-14	T8	10-17	
87-88	5-13	T8	11-17	
88-89	3-15	10	9-19	
89-90	5-13	T8	13-15	
90-91	5-13	9	14-14	
91-92	11-7	5	20-9	NCAA 1st
92-93	10-8	T4	17-10	
93-94	2-16	T9	4-22	
94-95	2-16	10	8-19	
95-96	4-14	9	8-19	
96-97	3-15	9	9-19	
97-98	6-12	T7	10-17	
98-99	6-12	T6	12-15	
99-00	7-11	7	14-15	WNIT 1st
00-01	12-6	T1	20-11	NCAA 1st
01-02	12-6	T2	25-9	NCAA 2nd
02-03	7-11	8	16-14	WNIT 2nd
03-04	11-7	T3	17-12	WNIT 1st
04-05	12-6	T2	24-10	NCAA S16
05-06	14-4	2	25-7	NCAA 2nd
06-07	16-2	2	31-5	NCAA E8
07-08	14-4	3	22-11	NCAA 2nd
08-09	15-3	T2	26-9	NCAA E8
09-10	9-9	5	18-14	WNIT 2nd
10-11	11-7	3	20-11	NCAA 1st
11-12	10-8	4	20-12	WNIT 1st

WCAA member from 1979-1985
 Pac-West Conference member in 1985-1986
 Pac-12 Conference member since 1986

Turner Thorne's Record

Year	School	Overall	Conf.	Place/Conf
93-94	N. Arizona	12-15	6-8	4/Big Sky
94-95	N. Arizona	14-12	6-8	5/Big Sky
95-96	N. Arizona	14-13	6-8	4/Big Sky
96-97	Arizona State	9-19	3-15	9/Pac-10
97-98	Arizona State	10-17	6-12	T7/Pac-10
98-99	Arizona State	12-15	6-12	T6/Pac-10
99-00	Arizona State	14-15	7-11	7/Pac-10
00-01	Arizona State	20-11	12-6	T1/Pac-10
01-02	Arizona State	25-9	12-6	T2/Pac-10
02-03	Arizona State	16-14	7-11	8/Pac-10
03-04	Arizona State	17-12	11-7	T3/Pac-10
04-05	Arizona State	24-10	12-6	T2/Pac-10
05-06	Arizona State	25-7	14-4	2/Pac-10
06-07	Arizona State	31-5	16-2	2/Pac-10
07-08	Arizona State	22-11	14-4	3/Pac-10
08-09	Arizona State	26-9	15-3	T2/Pac-10
09-10	Arizona State	18-14	9-9	5/Pac-10
10-11	Arizona State	18-14	9-9	5/Pac-10
ASU Total (15 yrs)		289-179	155-115	
Career Total (18 yrs)		329-219	173-139	



CLARENDON



GOTTLIEB



BRANDON

2012-13 CALIFORNIA ROSTER

No.	Name	POS	HT	YR	EXP	Hometown/High School (Last School)
1	Tierra Rogers	G	5-11	SR	HS	San Francisco, Calif./Sacred Heart Cathedral Prep
2	Afure Jemerigbe	G	6-0	JR	2V	Stockton, Calif./St. Mary's
4	Eliza Pierre	G	5-7	SR	3V	Pasadena, Calif./John Muir HS
5	Avigiel Cohen	G	6-0	JR	1V	Ramat HaSharon, Israel/Rothberg HS
15	Brittany Boyd	G	5-9	SO	1V	Berkeley, Calif./Berkeley HS
21	Reshanda Gray	F	6-3	SO	1V	Los Angeles, Calif./Washington Prep
23	Layshia Clarendon	G	5-9	SR	3V	San Bernardino, Calif./Cajon HS
25	Gennifer Brandon	F	6-2	RS-JR	2V	Sylmar, Calif./Chatsworth HS
33	Talia Caldwell	C	6-3	SR	3V	Los Angeles, Calif./Marlborough HS
40	Justine Hartman	F	6-2	SO	1V	Brea, Calif./Brea Olinda HS
30	Mikayla Lyles	G	5-8	JR	2V	Pleasanton, Calif./Bishop O'Dowd HS
	Brittany Shine	G	5-10	RS-JR	TR	Sacramento, Calif./Sacramento HS (Florida)

Head Coach: Lindsay Gottlieb (Brown, 1999), 2nd year
Assistant Coach: Kai Felton (Randolph-Macon, 2000), 2nd year
Assistant Coach: Charmin Smith (Stanford, 1997), 6th year
Assistant Coach: Katy Steding (Stanford, 1990), 1st year

Letterwinners R/L: 10/1
Starters returning in bold



LINDSAY GOTTLIEB
Head Coach • 2nd Year at California
Alma Mater: Brown, 1999
25-10 (.714) at California • Overall: 81-49 (.623, 4 Years)

The ninth head coach in program history, Gottlieb enters her second season in her current role at California ... She is the first coach in Cal history to win a game in the NCAA Tournament in her first season at the helm ... Prior to taking over at Cal, she spent three seasons at UC Santa Barbara, where she led the Gauchos to two postseason berths and a pair of Big West Conference championships ... Named Big West Coach of the Year in 2009 after UCSB won both the regular-season and tournament crowns to earn an NCAA Tournament appearance.

TEAM OUTLOOK

- The Bears return four starters and 10 letterwinners, including four seniors, from last year's squad that finished second in the Pac-12 and advanced to the NCAA tournament for the eighth time in school history.
- California boasted the Conference's second-highest average scoring margin last season, outscoring its opponents by 12.6 points per game. That can be attributed, in part, to the Bears' success on the glass and solid shooting from the field. Cal brought in a Conference-leading 45.5 boards per game, and **Gennifer Brandon** ranked fourth in the Pac-12 with 9.9 rebounds per game. The Bears ranked third in the Conference in shooting percentage (.419).
- Four returning players — seniors **Talia Caldwell**, **Layshia Clarendon** and **Eliza Pierre**, and redshirt junior **Gennifer Brandon** — were members of a heralded 2008 recruiting class that was widely considered one of the best in the country. Head coach **Lindsay Gottlieb** was an assistant on Cal's coaching staff that helped recruit the class. The quartet has combined to start 276 games for the Bears, also earning numerous all-conference accolades.
- The Golden Bears are the most experienced team in the league, with almost every player on the roster boasting at least one year of collegiate playing experience. Gottlieb's squad should be way ahead of the learning curve, with no freshmen on the team.
- **G Brittany Boyd** and **F Reshanda Gray** look to build off productive freshman seasons. Boyd ranked second in the Pac-12 in assists per game (4.8) and third in steals per game (2.54), while Gray was fifth in field goal percentage (.533). Both were Pac-12 All-Freshman team performers in 2011-12.

QUICK FACTS

Location	Berkeley, Calif.
Founded	1868
Enrollment	34,843
Colors	Blue & Gold
Home Court	Haas Pavilion (11,877)
Press Row Phone	(510) 642-3098
President	Dr. Robert J. Birgeneau
Faculty Representative	Bob Jacobsen
Athletics Director	Sandy Barbour
Associate AD/SWA	Teresa K. Gould
Head Coach	Lindsay Gottlieb
Sports Information Dir.	Herb Benenson
Asst. Dir./WBB SID	TBA
Office/Fax	(510) 642-5363/643-7778
Cell	TBA
Email	TBA
Website	www.calbears.com

YEAR-BY-YEAR RECORD

(since 1981-82)

Year	Conf.	Place	Overall	Postseason
81-82	10-2	1	23-10	
82-83	12-2	2	17-10	
83-84	12-2	4	24-8	WNIT 3rd
84-85	7-5	5	15-12	
85-86	7-5	4	16-12	
86-87	10-8	5	21-10	WNIT Final
87-88	6-12	6	15-15	
88-89	8-10	4	13-15	
89-90	9-9	T4	17-12	NCAA 1st
90-91	7-11	7	14-14	
91-92	12-6	T3	20-9	NCAA 1st
92-93	10-8	T4	19-10	NCAA 2nd
93-94	2-16	T9	8-20	
94-95	5-13	T8	10-17	
95-96	3-15	10	7-20	
96-97	2-16	10	6-21	
97-98	2-16	T9	6-22	
98-99	6-12	T6	12-15	
99-00	6-12	8	11-17	
00-01	8-10	T6	12-16	
01-02	2-16	9	7-21	
02-03	5-13	9	10-19	
03-04	4-14	9	12-17	
04-05	4-14	8	11-18	
05-06	10-8	6	18-12	NCAA 1st
06-07	12-6	3	23-9	NCAA 1st
07-08	15-3	2	27-7	NCAA 2nd
08-09	15-3	T2	27-7	NCAA S16
09-10	11-7	4	24-13	WNIT Champ
10-11	7-11	6	18-16	WNIT 2nd
11-12	13-5	2	25-10	NCAA 2nd

NorCal Conference member from 1977-1985
Pac-12 Conference member since 1986

GOTTLIEB'S RECORD

Year	School	Overall	Conf.	Place/Conf
08-09	UCSB	22-10	15-1	1/Big West
09-10	UCSB	15-17	9-7	5/Big West
10-11	UCSB	19-12	12-4	1/Big West
11-12	CAL	25-10	13-5	2/Pac-12
CAL Total (1 yr)		25-10	13-5	
Career Total (3 yrs)		81-49	49-17	



JEFFERY



LAPPE



2012-13 COLORADO ROSTER

No.	Name	POS	HT	YR	EXP	Hometown/High School (Last School)
1	Lexy Kresl	G	5-11	SO	1L	Paradise Valley, Ariz./Shadow Mountain HS
4	Brenna Malcolm-Peck	G/F	6-2	RS-JR	1L	Boulder, Colo./Horizon HS
11	Brittany Wilson	G	5-7	JR	2L	Long Beach, Calif./Long Beach Poly HS
12	Ashley Wilson	G	5-8	JR	2L	Long Beach, Calif./Long Beach Poly HS
14	Meagan Malcolm-Peck	G/F	6-2	SR	3L	Boulder, Colo./Horizon HS
21	Jasmine Sborov	G	6-0	SO	1L	Round Rock, Texas Round Rock HS
23	Chucky Jeffery	G	5-10	SR	3L	Colorado Springs, Colo./Sierra HS
24	Lauren Huggins	G/F	6-1	FR	HS	Littleton, Colo./Heritage HS
32	Arielle Roberson	F	6-1	FR	RS	San Antonio, Texas Wagner HS
33	Alexus Atchley	G	5-9	FR	HS	Yorba Linda, Calif./Yorba Linda HS
34	Jen Reese	F	6-2	SO	1L	Clackamas, Ore./Clackamas HS
40	Rachel Hargis	C	6-4	JR	2L	Robinson, Texas/Robinson HS
45	Kyleesha Weston	G	5-7	FR	HS	Kansas City, Mo./Park Hill HS
50	Jamee Swan	F	6-2	FR	HS	Tucson, Ariz./Marana HS

Head Coach: Linda Lappe (Colorado, 2002), 3rd year
Assistant Coach: Jonas Chatterton (Utah, 2000), 3rd year
Assistant Coach: Kelly Rae Finley (Colorado State, 2008), 1st year
Assistant Coach: LaTonya Watson (Eastern Michigan, 1992), 11th year



LINDA LAPPE

Head Coach • 3rd Year at Colorado
Alma Mater: Colorado, 2002
39-30 (.565) at Colorado • Overall: 89-66 (.578, 5 Years)

The seventh head coach in Colorado women's basketball history, Lappe was hired by her alma mater on April 12, 2010, and is the youngest head coach at a BCS Conference school ... Led the Buffs to a 12-0 start in 2011-12, the best start to a season in nearly two decades ... In 2010-11, was the only rookie Division I head coach with wins over ranked teams ... Has led Colorado to back-to-back postseason appearances for the first time since 2004 and the squad's first 20-win season in eight years.

Letterwinners R/L: 9/2
Starters returning in bold

QUICK FACTS

Location	Boulder, Colo.
Founded	1876
Enrollment	29,884
Colors	Silver, Gold and Black
Home Court	Coors Events Center (11,064)
Press Row Phone	(303) 492-1552
President	Bruce Benson
Faculty Representative	David Clough
Athletics Director	Mike Bohn
Associate AD/SWA	Ceal Barry
Head Coach	Linda Lappe
Assoc. AD/Sports Info.	David Plati
Asst. Dir./WBB SID	Troy Andre
Office/Fax	(303) 492-4672/492-3811
Cell	(303) 903-3654
Email	troy.andre@colorado.edu
Website	www.cubuffs.com

YEAR-BY-YEAR RECORD

(since 1981-82)

Year	Conf.	Place	Overall	Postseason
81-82	8-2	T1	28-8	IAAW S16
82-83	7-5		21-8	
83-84	3-11	7	10-18	
84-85	2-12	8	6-22	
85-86	9-5	2	21-9	
86-87	6-8	6	14-14	
87-88	8-6	3	21-11	NCAA 2nd
88-89	14-0	1	27-4	NCAA 2nd
89-90	10-4	3	17-11	
90-91	8-6	T4	18-11	
91-92	11-3	2	22-9	NCAA 1st
92-93	12-2	1	27-4	NCAA E8
93-94	12-2	1	27-5	NCAA S16
94-95	14-0	1	30-3	NCAA E8
95-96	9-5	4	26-9	NCAA 2nd
96-97	12-4	T2	23-9	NCAA S16
97-98	5-11	8	12-16	
98-99	7-9	T8	15-14	WNIT 2nd
99-00	4-12	10	10-19	
00-01	11-5	4	22-9	NCAA 2nd
01-02	11-5	T3	24-10	NCAA E8
02-03	11-5	4	24-8	NCAA S16
03-04	11-5	3	22-8	NCAA 1st
04-05	2-14	T11	9-19	
05-06	3-13	11	9-21	
06-07	6-10	T7	13-17	
07-08	5-11	9	19-15	WNIT Semis
08-09	3-13	12	11-18	
09-10	3-13	11	13-17	
10-11	6-12	T8	18-16	WNIT QF
11-12	6-12	10	21-14	WNIT QF

IAC member from 1974-1982
 Big Eight Conference member from 1982-1996
 Big 12 Conference member from 1996-2011
 Pac-12 Conference member since 2012

TEAM OUTLOOK

- Colorado may once again rely on heavy production from versatile SR G **Chucky Jeffery**, who led the Buffs in virtually every major statistical category in 2011-12. An All-Pac-12 performer last season, Jeffery ranked in the top 10 in the Conference in scoring (sixth, 15.5 ppg.), rebounding (eighth, 8.0 rpg.), assists (fourth, 3.8 apg.), steals (fifth, 2.34 spg.) and assist/turnover ratio (10th, 0.85 a/tpg). In three seasons in Boulder, she has started 77 games and notched 20 double-doubles, a figure that ranks sixth in the program's history.
- Julie Seabrook's graduation leaves a substantial hole in Colorado's frontcourt, but if last year is any indication, JR C **Rachel Hargis** and SO F **Jen Reese** will figure prominently among the Buffaloes' bigs. Hargis played in all 35 games last season, starting 17, and blocked 26 shots, while Reese logged nine starts and ranked second on the team in rebounds per game (6.0) and fourth in scoring (7.8 ppg.).
- The Buffs should get a boost from its incoming class which was ranked No. 27 in the nation last year and includes the top prospect in the state in G/F **Lauren Higgins**. The class gives Colorado depth and versatility in the frontcourt and adds another guard to the mix.
- The Buffaloes have made WNIT quarterfinal runs in each of head coach **Linda Lappe's** first two seasons in Boulder. Prior to her arrival, Colorado had qualified for postseason play just once since 2004-05. The Buffs won 21 games last year, a three-win improvement from 2010-11 and an eight-win improvement over 2009-10. Its 12-0 start to the season was its best since 1992-93.

LAPPE'S RECORD

Year	School	Overall	Conf.	Place/Conf
07-08	Metro State	19-10	14-5	2/RMAC East
08-09	Metro State	14-14	12-7	3/RMAC East
09-10	Metro State	17-12	11-8	3/RMAC East
10-11	COLO	18-16	6-10	T8/Big 12
11-12	COLO	21-14	6-12	10/Pac-12
COLO Total (2 yr)		39-30	12-22	
Career Total (4 yrs)		89-66	49-42	



LOVE



WESTHEAD



THOMAS

2012-13 OREGON ROSTER

No.	Name	POS	HT	YR	EXP	Hometown/High School (Last School)
1	Deanna Weaver	G/F	5-11	JR	2L	Santa Clara, Calif./Wilcox HS
2	Danielle Love	F	6-2	JR	2L	Everett, Wash./Cascade HS
3	Laura Stanulis	G	5-9	JR	3L	Portland, Ore./Sunset HS
4	Devyn Galland	G	5-8	FR	HS	Spokane, Wash./Lewis & Clark HS
5	Jordan Loera	G	5-9	SO	1L	Moses Lake, Wash./Moses Lake HS
14	Jillian Alleyne	F	6-3	FR	HS	Fontana, Calif./Summit HS
15	Liz Brenner	F	6-1	SO	1L	Portland, Ore./Jesuit HS
21	Amanda Delgado	G	5-7	SO	1L	Las Vegas, Nev./Liberty HS
22	Ariel Thomas	G	5-6	JR	2L	Sacramento, Calif./McClatchy HS
31	Katelyn Loper	G	5-11	JR	TR	Post Falls, Idaho/Post Falls HS (Hofstra)
32	Janitah Imaleava	C	6-2	RS-FR	HS	Long Beach, Calif./Carson HS
33	Lexi Petersen	G/F	5-11	SO	1L	Tukwila, Wash./Seattle Christian HS
34	Chynna Miley	F	6-2	JR	2L	Atlanta, Ga./Southwest DeKalb HS
40	Megan Carpenter	C	6-4	SO	1L	Longmont, Colo./Longmont HS

Head Coach: Paul Westhead (St. Joseph's, 1961), 4th year
Assistant Coach: Shandrika Lee (Pepperdine, 2004), 2nd year
Assistant Coach: Dan Muscatell (Western Washington, 1983), 8th year
Assistant Coach: Bianca Ziemann (Loyola Marymount, 2006), 1st year

Letterwinners R/L: 10/3
Starters returning in bold



PAUL WESTHEAD

Head Coach • 4th Year at Oregon
Alma Mater: St. Joseph's, 1961
31-33 (.484) at Oregon • Overall: 320-255 (.557, 20 Years*)
***18 years men's collegiate**

Known for his up-tempo style of play, enters his fourth season at his first position with a collegiate women's team after spending 18 years in the men's game coaching at LaSalle, George Mason and Loyola Marymount, before coaching in the NBA with the Chicago Bulls and the Los Angeles Lakers ... had a very successful coaching career with the WNBA's Phoenix Mercury, where he led the team to a 41-27 (.603) record over two years and a WNBA Championship in 2007.

TEAM OUTLOOK

- Head coach **Paul Westhead** enters his fourth season at the Oregon helm with a full roster that compliments his up-tempo style of play he is known for. He loses just three letterwinners from last year's team, but the trio not returning were significant contributors, including All-Pac-12 performer Amanda Johnson. Johnson led the team in points (18.0), rebounding (9.6) and double-doubles (10).
- The Ducks have been among the top three-point shooting teams in the country the last several years, due, in large part, to Westhead's offensive scheme. In 2011-12, Oregon ranked eighth in the NCAA in three-point field goals made. In addition, UO ranked second in scoring offense, tallying 71.0 ppg.
- JR F **Danielle Love** is one of only two starters returning and she was one of only two players to start every game last year. Though a forward, she runs the floor well and, last year, was third on the team with 39 three pointers.
- Oregon has just one senior on the roster this season in G **Laura Stanulis**. She played in every game last year, averaging 2.7 ppg. JR G **Ariel Thomas** started the majority of the games and averaged 8.9 ppg, but her status is unknown for the season due to injury.
- Westhead has one of the smaller rosters, in terms of height, in the Conference with eight guards standing at 5-11 or smaller.

QUICK FACTS

Location	Eugene, Ore.
Founded	1876
Enrollment	24,000
Colors	Thunder Green & Lightning Yellow
Home Court	Matthew Knight Arena (12,369)
Press Row Phone	(541) 346-4496
President	Michael R. Gottfredson
Faculty Representative	James O'Fallon
Athletics Director	Rob Mullens
Associate AD/SWA	Lisa Peterson
Head Coach	Paul Westhead
Assistant AD	Andy McNamara
Asst. Dir./WBB SID	Chris Geraghty
Office/Fax	(541) 346-7332/346-5449
Cell	(541) 335-9158
Email	chrisg@uoregon.edu
Website	www.goducks.com

YEAR-BY-YEAR RECORD

(since 1981-82)

Year	Conf.	Place	Overall	Postseason
81-82	4-0	1	21-5	
82-83	8-4	3	15-14	
83-84	10-1	1	23-7	
84-85	6-5	3	14-14	
85-86	10-2	T1	21-7	
86-87	14-4	T2	23-7	NCAA 2nd
87-88	9-9	5	16-12	
88-89	11-7	3	22-10	WNIT Champ
89-90	9-9	T4	17-12	
90-91	6-12	8	13-15	
91-92	6-12	7	14-14	
92-93	3-15	T9	9-18	
93-94	13-5	3	20-9	NCAA 2nd
94-95	11-7	4	18-10	NCAA 1st
95-96	10-8	T3	18-11	NCAA 1st
96-97	14-4	2	22-7	NCAA 2nd
97-98	13-5	4	17-10	NCAA 1st
98-99	15-3	T1	25-6	NCAA 2nd
99-00	14-4	1	23-8	NCAA 1st
00-01	10-8	4	17-12	NCAA 1st
01-02	10-8	T6	22-13	WNIT Champ
02-03	8-10	T5	12-16	
03-04	6-12	8	14-15	
04-05	12-6	T2	21-10	NCAA 2nd
05-06	5-13	8	14-15	
06-07	8-10	6	17-14	WNIT 3rd
07-08	7-11	7	14-17	
08-09	5-13	7	9-21	
09-10	7-11	T6	18-16	WNIT 3rd
10-11	4-14	9	13-17	
11-12	7-11	9	15-16	

NWBL Conference member from 1977-1982
 NorPac Conference member from 1982-1986
 Pac-12 Conference member since 1986

WESTHEAD'S RECORD

Year	School	Overall	Conf.	Place/Conf
09-10	ORE	18-16	7-11	T6/Pac-10
10-11	ORE	13-17	4-14	9/Pac-10
11-12	ORE	15-16	7-11	9/Pac-12

ORE Total (3 yrs) 46-49 18-36
Career Total (20 yrs) 335-271

2011-12 OREGON STATISTICS

Overall: 15-16, Pac-12: 7-11/9th • Home: 12-6 • Away: 3-9 • Neutral: 0-1

Table of player statistics for the 2011-12 season, including columns for #, PLAYER, G-GS, MIN-AVG, FG-FGA, FG%, 3P-ATT, 3P%, FT-FTA, FT%, OFF, DEF, TOT, AVG, PF-D, AST, TO, BLK, STL, and PTS-AVG. Includes team totals at the bottom.

2012-13 SCHEDULE

Schedule table with columns: Day, Date, Opponent, TV, Time. Lists dates and opponents for the 2012-13 season.

* Pac-12 Conference game. P12N indicates game televised on the Pac-12 Networks. All times local to site & subject to change.

SERIES

Series table listing opponents and game numbers: Arkansas 0-2, Connecticut First Mtg, Denver 1-1, Fresno State 4-3, Hawaii 1-2, Illinois 2-0, Nevada 4-1, Oklahoma First Mtg, Portland 24-4, Portland State 23-9, Saint Mary's 6-0, Samford First Mtg, Arizona 30-25, Arizona State 28-29, California 36-27, Colorado 10-3, Oregon State 59-29, Stanford 8-45, UCLA 25-30, USC 17-40, Utah 10-6, Washington 43-43, Washington State 58-14.

HISTORY

History table listing records: All-Time Record 649-436, First Year 1973-74, Pac-12 Record 237-231, Pac-12 Tourney 4-11, NCAA Record 5-12, WNIT Record 13-3.

2011-12 RESULTS

Results table with columns: Date, Opponent, Score, Hi Points, Hi Reb. Lists game dates, opponents, scores, and key statistics.

P12 indicates Pac-12 Tournament game.



BRIGHT



RUECK



GIBSON

2012-13 OREGON STATE ROSTER

No.	Name	POS	HT	YR	EXP	Hometown/High School (Last School)
3	Khadidja Toure	G	5-9	FR	HS	Kennewick, Wash./Kamiakan HS
4	Thais Pinto	C	6-7	SR	1L	Belo Horizonte, Brazil/Colegio Magnum (W. Nebraska CC)
5	Samantha Siegner	F	6-3	FR	HS	Albany, Ore./West Albany HS
10	Katie Schrock	G	6-0	JR	2L	Corvallis, Ore./Corvallis HS
11	Quortni Fambro	G	5-8	SR	1L	Decatur, Ga./Redan HS (Alabama State)
14	Ali Gibson	G	5-11	SO	1L	Woodbridge, Calif./St. Mary's HS
15	Jamie Weisner	G	5-10	FR	HS	Clarkston, Wash./Clarkston HS
20	Patricia Bright	F/C	6-4	SR	1L	Phoenix, Ariz./Desert Vista HS (Pensacola State College)
22	Sage Indendi	G	5-9	SR	2L	Livingston, Mont./Park HS (George Fox College)
23	ShaKiana Edwards-Teasley	F	6-2	SR	1L	Lapwai, Idaho/Lewiston HS(North Idaho JC)
24	Alyssa Martin	G	6-0	JR	2L	Portland, Ore./Jesuit HS
30	Mollee Schwegler	G	5-6	SR	1L	Rainier, Ore./Rainier HS (Lower Columbia College)
32	Deven Hunter	F	6-3	FR	HS	Keizer, Ore./McNary HS
44	Ruth Hamblin	C	6-6	FR	HS	Houston, British Columbia/Houston Christian School

Head Coach: Scott Rueck (Oregon State, 1991), 3rd year
Assistant Coach: Mark Campbell (Hawaii, 2004), 3rd year
Assistant Coach: Eric Ely (Northwest Nazarene, 1982), 3rd year
Assistant Coach: Megan Dickerson (Montana State-Billings, 1999), 2nd year

Letterwinners R/L: 9/3
Starters returning in bold



SCOTT RUECK

Head Coach • 3rd Year at Oregon State
Alma Mater: Oregon State, 1991
29-34 (.460) at Oregon State • Overall: 317-122 (.722, 16 years)

Rueck enters his third season at his alma mater after 14 successful seasons at George Fox University where he was named 2009 NCAA Division III National Coach of the Year ... voted Pac-12 Coach of the Year by the media in 2012 ... a seven-time Northwest Conference Coach of the Year, posting back-to-back undefeated Conference seasons in 2009 and 2010 ... won seven Conference titles, the 2009 NCAA title, made three NCAA Elite Eight appearances and five Sweet 16 showings... coached eight All-Americans and 33 All-Northwest Conference picks.

TEAM OUTLOOK

- Oregon State is just two years removed from a single-digit win season, yet head coach **Scott Rueck** orchestrated an 11-win improvement last year and this year adds a top-30 recruiting class that should keep the program steered in the right direction. A team that nearly finished in the top-four in the Pac-12, the Beavers return four starters from last year's squad.
- OSU's only loss is a big one. An All-Pac-12 pick, Earlysia Marchbanks led the team in scoring (12.5 ppg) and rebounding (7.6 rpg), ranking in the top 10 in the league in both categories. She also had a team-high eight double-doubles and 10 double-digit rebounding performances. But with the majority of his team back and a talented incoming class, Rueck has solid depth for the first time since arriving in Corvallis and should be able to make up for the void left behind by Marchbanks.
- Among those returning this season is SO G **Ali Gibson**. In her rookie campaign, she stepped in like a veteran, making an immediate impact last season, while starting in every game. She was the team's second-leading scorer behind Marchbanks and was Beavers' the high scorer nine times.
- With the help of Pac-12 All-Defensive team member SR F/C **Patricia Bright**, Oregon State boasted one of the top defenses in the nation, which helped it advance to the WNIT quarterfinals. Bright was sixth in the nation in blocks (3.48), while the team limited its opponents to a 35.0 shooting percentage. Defense will again be the key to OSU's success.

QUICK FACTS

Location	Corvallis, Ore.
Founded	1868
Enrollment	23,761
Colors	Orange & Black
Home Court	Gill Coliseum (9,604)
Press Row Phone	(541) 737-3020
President	Dr. Edward Ray
Faculty Rep.	Dr. Joseph Spatafora
Athletics Director	Bob De Carolis
Senior Assoc. AD/SWA	Marianne Vydra
Head Coach	Scott Rueck
Asst. AD/Communications	Steve Fenk
Asst. Dir./WBB SID	John Cantalupi
Office/Fax	(541) 737-3720/737-3072
Cell	(541) 231-7255
Email	john.cantalupi@oregonstate.edu
Website	www.osubeavers.com

YEAR-BY-YEAR RECORD

(since 1981-82)

Year	Conf.	Place	Overall	Postseason
81-82			20-8	WNIT 3rd
82-83			24-6	NCAA 1st
83-84			21-8	NCAA 1st
84-85			19-10	
85-86			7-21	
86-87	8-10	T6	17-11	
87-88	5-13	T8	10-18	
88-89	7-11	7	13-15	
89-90	1-17	10	5-26	
90-91	9-9	6	17-11	
91-92	3-15	T9	8-20	
92-93	9-9	6	15-12	
93-94	9-9	6	17-11	NCAA 1st
94-95	12-6	3	21-8	NCAA 2nd
95-96	11-7	2	19-9	NCAA 1st
96-97	5-13	7	11-16	
97-98	2-16	T9	7-20	
98-99	3-15	T9	11-16	
99-00	10-8	T5	14-16	
00-01	8-10	T6	16-13	WNIT 1st
01-02	11-7	T4	17-15	WNIT 2nd
02-03	8-10	T5	15-15	WNIT 2nd
03-04	8-10	7	17-15	WNIT QF
04-05	1-17	10	6-23	
05-06	7-11	7	16-15	WNIT 2nd
06-07	4-14	T8	9-19	
07-08	4-14	T8	12-19	
08-09	9-9	T4	20-12	WNIT QF
09-10	2-16	10	11-20	
10-11	2-16	10	9-21	
11-12	9-9	T5	20-13	WNIT QF

NWBL Conference member from 1979-1982
NorPac Conference member from 1982-1986
Pac-12 Conference member since 1986

RUECK'S RECORD

Year	School	Overall	Conf.	Place/Conf
96-97	George Fox	15-10	9-5	T3/NWC
97-98	George Fox	16-9	13-5	2/NWC
98-99	George Fox	18-6	14-4	T2/NWC
99-00	George Fox	23-5	14-2	T1/NWC
00-01	George Fox	23-3	15-1	1/NWC
01-02	George Fox	20-6	11-5	T3/NWC
02-03	George Fox	15-10	10-6	4/NWC
03-04	George Fox	13-12	7-9	T5/NWC
04-05	George Fox	22-6	14-2	1/NWC
05-06	George Fox	19-6	10-6	T3/NWC
06-07	George Fox	19-7	13-3	T1/NWC
07-08	George Fox	25-5	14-2	T1/NWC
08-09	George Fox	32-0	16-0	1/NWC
09-10	George Fox	28-3	16-0	1/NWC
10-11	OSU	9-21	2-16	10/Pac-10
11-12	OSU	20-13	9-9	T5/Pac-12
OSU Total (2 yrs)		29-34	11-25	
Div. I Only (2 yrs)		29-34	11-25	
Career Total (16 yrs)		317-122	187-75	



OGWUMIKE



VANDERVEER



TINKLE

2012-13 STANFORD ROSTER

No.	Name	POS	HT	YR	EXP	Hometown/High School (Last School)
00	Alex Green	G	5-5	RS FR	HS	Dallas, Texas/Bishop Lynch HS
3	Mikaela Ruef	F	6-3	RS JR	2L	Beavercreek, Ohio/Beavercreek HS
4	Taylor Greenfield	F	6-3	SO	1L	Huxley, Iowa /Ballard Community HS
5	Denia Ebersole	G	5-6	FR	1L	San Francisco, CA/International HS
13	Chiney Ogwumike	F	6-4	JR	2L	Cypress, Texas/Cy-Fair HS
21	Sara James	G	5-10	JR	2L	El Dorado Hills, Calif./Oak Ridge HS
22	Kiran Lakhian	G	5-10	FR	HS	Plano, TX/Plano West HS
23	Jasmine Camp	G	5-7	FR	HS	Ellenwood, Ga./Chamblee HS
25	Erica Payne	F	6-2	SO	1L	Concord, Calif./Carondelet HS
31	Toni Kokenis	G	5-11	JR	2L	Oak Brook, Ill. /Hinsdale Central HS
33	Amber Orrange	G	5-7	SO	1L	Houston, Texas /Westbury Christian HS
34	Tess Picknell	F/C	6-5	FR	HS	Medford, OR/South Medford HS
35	Aly Beebe	F	6-3	FR	HS	Santa Maria, CA/Saint Joseph HS
41	Bonnie Samuelson	F	6-3	SO	1L	Huntington Beach, Calif./Edison HS
44	Joslyn Tinkle	F	6-3	SR	3L	Missoula, Mont./Big Sky HS

Head Coach: Tara VanDerveer (Indiana, 1975), 27th year
Associate Head Coach: Amy Tucker (Ohio State, 1982), 28th year
Assistant Coach: Kate Paye (Stanford, 1995), 6th year
Assistant Coach: Trina Patterson (Virginia, 1987), 2nd year

Letterwinners R/L: 11/4
Starters returning in bold



TARA VANDERVEER
Head Coach • 27th Year at Stanford
Alma Mater: Indiana, 1975
709-149 (.826) at Stanford • Overall: 861-200 (.811, 33 years)

VanDerveer was enshrined into the Naismith Basketball Hall of Fame in August, 2011 ... With 826 wins, is one of just six Division I women's basketball head coaches to reach the 800-win mark ... the winningest coach in Pac-12 Conference history ... 11-time Pac-12 Coach of the Year ... has guided the Cardinal to 19 Conference regular-season titles and eight tournament crowns ... her Stanford teams have made 24 NCAA Tournament appearances, winning the national championship in 1990 and 1992.

** On leave coaching the U.S. Olympic team during 1995-96.*

TEAM OUTLOOK

- Expectations always run high for Stanford. With five-consecutive trips to the NCAA Women's Final Four, only one other team in the country has seen more success than the Cardinal over the last five years. With that kind of history, 11 letterwinners returning—including four starters and an All-American—and another highly-touted recruiting class, Stanford will once again serve as the standard against which Pac-12 teams are measured.
- JR F **Chiney Ogwumike** has enjoyed an outstanding career in her two seasons at Stanford, and with two years left to play, the sky is the limit. While helping the Cardinal claim its sixth-consecutive Pac-12 Tournament crown last season, she was named a WBCA All-American, the Pac-12 Defensive Player of the Year and All-Pac-12 for the second-straight year. Alongside her sister Nnemkadi Ogwumike, Chiney was one of just two players on the team and three in the league to average a double-double (15.0 ppg, 10.1 rpg).
- With all that Cardinal have coming back in 2012-13, Stanford's one starter not returning leaves some big shoes to fill. Nnemkadi Ogwumike was one of the best in the country in the paint and on the boards, and was a unanimous All-American. A two-time Conference Player of the Year, she was the No. 1 pick in the 2012 WNBA Draft. Her contributions, not just from last year but also over the course of her career, will be tough to replace. However, with Hall of Fame coach Tara VanDerveer, who has built a nearly three-decade tradition of excellence, at the helm, the Cardinal should not be overlooked as contenders for the national and conference titles again.

QUICK FACTS

Location Stanford, Calif.
Founded 1891
Enrollment 15,319
Colors Cardinal & White
Home Court Maples Pavilion (7,329)
Press Row Phone (650) 723-4418
President John L. Hennessy
Faculty Representative Ramon Saldivar
Athletics Director Bernard Muir
Senior Assoc. AD/SWA Beth Goode
Head Coach Tara VanDerveer
Sr. Asst. AD/Athletic Comm. TBA
Asst. Dir./WBB SID Aaron Juarez
Office/Fax (650) 725-7277/725-2957
Cell (408) 250-1598
Email arjuarez@stanford.edu
Website www.gostanford.com

YEAR-BY-YEAR RECORD (since 1981-82)

Year	Conf.	Place	Overall	Postseason
81-82	9-3	2	19-8	NCAA 1st
82-83	5-9	5	19-16	
83-84	1-13	T7	5-23	
84-85	2-12	7	9-19	
85-86	1-7	5	13-15	
86-87	8-10	T6	14-14	
87-88	14-4	3	27-5	NCAA 2nd
88-89	18-0	1	28-3	NCAA S16
89-90	17-1	T1	32-1	NCAA Champ
90-91	16-2	1	26-6	NCAA FF
91-92	15-3	1	30-3	NCAA Champ
92-93	15-3	1	26-6	NCAA 2nd
93-94	15-3	2	25-6	NCAA E8
94-95	17-1	1	30-3	NCAA FF
95-96	18-0	1	29-3	NCAA FF
96-97	18-0	1	34-2	NCAA FF
97-98	17-1	1	21-6	NCAA 1st
98-99	14-4	3	18-12	NCAA 1st
99-00	13-5	T2	21-9	NCAA 2nd
00-01	12-6	T1	19-11	NCAA 2nd
01-02	18-0	1	32-3	NCAA 2nd
02-03	15-3	1	27-5	NCAA E8
03-04	14-4	T1	27-7	NCAA E8
04-05	17-1	1	32-3	NCAA E8
05-06	15-3	1	26-8	NCAA E8
06-07	17-1	1	29-5	NCAA 2nd
07-08	16-2	1	35-4	NCAA Final
08-09	17-1	1	33-5	NCAA FF
09-10	18-0	1	36-2	NCAA Final
10-11	18-0	1	33-3	NCAA FF
11-12	18-0	1	35-2	NCAA FF

NorCal Conference member from 1978-1984
WCAA member from 1984-1985
Pac-West Conference member in 1985-1986
Pac-12 Conference member since 1986

VANDERVEER'S RECORD

Year	School	Overall	Conf.	Place/Conf
78-79	Idaho	17-8		
79-80	Idaho	25-6		
80-81	Ohio State	17-15		Big Ten
81-82	Ohio State	20-7		Big Ten
82-83	Ohio State	23-5	15-3	T1/Big Ten
83-84	Ohio State	22-7	17-1	1/Big Ten
84-85	Ohio State	28-3	18-0	1/Big Ten
85-86	STAN	13-15		
86-87	STAN	14-14	8-10	T6/Pac-10
87-88	STAN	27-5	14-4	3/Pac-10
88-89	STAN	28-3	18-0	1/Pac-10
89-90	STAN	32-1	17-1	1/Pac-10
90-91	STAN	26-6	16-2	1/Pac-10
91-92	STAN	30-3	15-3	1/Pac-10
92-93	STAN	26-6	15-3	1/Pac-10
93-94	STAN	25-6	15-3	2/Pac-10
94-95*	STAN	30-3	17-1	1/Pac-10
96-97	STAN	34-2	18-0	1/Pac-10
97-98	STAN	21-6	17-1	1/Pac-10
98-99	STAN	18-12	14-4	3/Pac-10
99-00	STAN	21-9	13-5	T2/Pac-10
00-01	STAN	19-11	12-6	T1/Pac-10
01-02	STAN	32-3	18-0	1/Pac-10
02-03	STAN	27-5	15-3	1/Pac-10
03-04	STAN	27-7	14-4	T1/Pac-10
04-05	STAN	32-3	17-1	1/Pac-10
05-06	STAN	26-8	15-3	1/Pac-10
06-07	STAN	29-5	17-1	1/Pac-10
07-08	STAN	35-4	16-2	1/Pac-10
08-09	STAN	33-5	17-1	1/Pac-10
09-10	STAN	36-2	18-0	1/Pac-10
10-11	STAN	33-3	18-0	1/Pac-10
11-12	STAN	35-2	18-0	1/Pac-12
STAN Total (26 yrs)		709-149	392-58	<i>*on leave during</i>
Career Total (33 yrs)		861-200	442-62	<i>1995-96 season</i>



WALKER



CLOSE



LEMBERGER

2012-13 UCLA ROSTER

No.	Name	POS	HT	YR	EXP	Hometown/High School (Last School)
1	Thea Lemberger	5-7	G	JR	2V	Santa Monica, Calif./Santa Monica HS
2	Kari Korver	5-9	G	FR	HS	Paramount, Calif./Valley Christian
4	Lauren Holiday	5-8	G/F	FR	HS	Chatsworth, Calif./Campbell Hall
10	Kacy Swain	6-3	F	SO	1V	Los Angeles, Calif./St. Bernard's HS
11	Atonye Nyingifa	5-11	F	RS-JR	2V	Torrance, Calif./Redondo Union HS
14	Mariah Williams	5-4	G	SR	3V	Aurora, Colo./Regis Jesuit HS
20	Rhema Gardner	6-1	F/G	JR	2V	Upland, Calif./Ayala HS
21	Nirra Fields	5-9	G	FR	HS	Santa Ana, Calif./Mater Dei HS
22	Madeline Brooks	5-8	G	SO	1V	Temecula, Calif./Temecula HS
23	Markel Walker	6-1	G/F	SR	3V	Philadelphia, Pa./Schenley HS
25	Alexis Perry	5-5	G	SO	SQ	Cerritos, Calif./Brea-Olinda HS
32	Alyssia Brewer	6-3	F	SR	TR	Sapulpa, Okla./Sapulpa HS (Tennessee)
33	Jasmine Dixon	6-0	F	RS-SR	2V	Long Beach, Calif./Long Beach Poly HS (Rutgers)
34	Corinne Costa	6-4	F/C	JR	2V	Brentwood, Calif./Liberty HS

Head Coach: Cori Close (UC Santa Barbara, 1993), 2nd year
Assistant Coach: Shannon Perry (Iowa, 1998), 2nd year
Assistant Coach: Tony Newnan (UC Santa Barbara, 1992), 2nd year
Assistant Coach: Jenny Huth (Colorado, 2002), 2nd year

Letterwinners R/L: 9/4
Starters returning in bold



CORI CLOSE

Head Coach • 2nd Year at UCLA
Alma Mater: UC Santa Barbara, 1993
14-16 (.467) at UCLA • Overall: 14-16 (.467, 1 Year)

Close returned to Westwood after serving on the Bruins' coaching staff in 1994 and 1995 ... prior to her return, she coached in 15-consecutive NCAA Tournaments as an associate or assistant coach with stops at Florida State, UCSB and UCLA ... considered one of the top offensive minds in the game, spent seven seasons as an associate head coach at FSU, guiding the Seminoles into a nationally-recognized program ... Florida State won at least 20 games in all but one of her seasons.

QUICK FACTS

Location Los Angeles, Calif.
Founded 1919
Enrollment 39,500
Colors Blue & Gold
Home Court John Wooden Center (2,000)
Press Row Phone (310) 825-1899
Chancellor Dr. Gene Block
Faculty Representative Donald G. Morrison
Athletics Director Daniel Guerrero
Senior Assoc. AD/SWA Petrina Long
Head Coach Cori Close
Assoc. Dir./WBB SID Ryan Finney
Finney Office (310) 206-8187
Fax (310) 825-8664
Email rfinney@athletics.ucla.edu
Website www.uclabruins.com

YEAR-BY-YEAR RECORD

(since 1981-82)

Year	Conf.	Place	Overall	Postseason
81-82	7-5	4	16-14	
82-83	9-5	3	18-11	NCAA 1st
83-84	6-8	5	17-12	
84-85	10-4	2	20-10	NCAA 2nd
85-86	3-5	5	12-16	
86-87	11-7	4	18-10	
87-88	12-6	4	19-11	
88-89	8-10	T4	12-16	
89-90	12-6	3	17-12	NCAA 1st
90-91	10-8	T4	15-13	
91-92	12-6	T3	21-10	NCAA S16
92-93	8-10	7	13-14	
93-94	10-8	5	15-12	
94-95	5-13	T8	10-17	
95-96	8-10	T6	13-14	
96-97	7-11	6	13-14	
97-98	14-4	T2	20-9	NCAA 2nd
98-99	15-3	T1	26-8	NCAA E8
99-00	12-6	4	18-11	NCAA 1st
00-01	5-13	10	6-23	
01-02	4-14	8	9-20	
02-03	12-6	4	18-11	
03-04	11-7	T3	17-13	NCAA 1st
04-05	10-8	6	16-12	
05-06	12-6	3	21-11	NCAA 2nd
06-07	7-11	7	14-18	
07-08	10-8	T4	16-15	
08-09	9-9	T4	19-12	
09-10	15-3	2	25-9	NCAA 2nd
10-11	16-2	2	28-5	NCAA 2nd
11-12	9-9	T5	14-16	

WCAA member from 1976-1985
 Pac-West Conference member in 1985-1986
 Pac-12 Conference member since 1986

CLOSE'S RECORD

Year	School	Overall	Conf.	Place/Conf
11-12	UCLA	14-16	9-9	T5/Pac-12
UCLA Total (1 yr)		14-16	9-9	
Career Total (1 yr)		14-16	9-9	

TEAM OUTLOOK

- **Cori Close** took some lumps in her first season at UCLA as head coach, after spending several years as the top assistant at Florida State. A Southern California native, Close looked to build on back-to-back NCAA Tournament appearances, but the Bruins suffered a number devastating injuries that proved tough to overcome.
- RS-SR F **Jasmine Dixon** returns after missing last season due to an injury. A national player of the year candidate prior to the start of the 2011-12 campaign, she is an offensive and defensive threat who has earned all-conference nods twice.
- SR G/F **Markel Walker** was expected to fill the void left by Dixon last year, but was injured early in the season, sitting out seven games. She made a furious comeback upon her return to the court, however, and was one of just three players in the Pac-12 to average a double-double. She managed a league-leading 11.0 rebounds per game, and her season scoring (14.9 ppg) and rebounding averages were both career bests.
- The Bruins' misfortunes did not end there, however. Just nine games into the season, a mere two games after Walker's return, F **Atonye Nyingifa** suffered a season-ending injury, as well. She had led the team in scoring at the time of her injury, averaging 14.7 points per game.
- With the expectations that all three are back after extensive rehab stints, the return of JR G **Thea Lemberger** (12.0 ppg) and the addition of the 12th-ranked recruiting class in the nation, the Bruins should have the stability and depth they were looking for last season.



MARINACCI



COOPER



HARBERTS

2012-13 USC ROSTER

No.	Name	POS	HT	YR	EXP	Hometown/High School (Last School)
0	Christina Marinacci	6-1 F	SR	3V		Santa Ana, Calif./Foothill
1	Jordan Adams	6-1 G	FR	HS		Irvine, Calif./Mater Dei HS
2	Deanna Calhoun	6-3 F	RS FR	HS		Albany, Calif./Albany HS
3	Desiree Bradley	6-1 F	JR	2V		Oklahoma City, Okla./Carl Albert HS
4	Franceska Regnier	G 5-8	FR	HS		New York City, N.Y./Urban Assembly Media HS
5	Rachel Totten	5-7 G	SO	HS		Los Angeles, Calif./L.A. Center for Enriched Studies
10	Kate Oliver	6-4 F	JR	TR		New South Wales, Australia/Lake Ginninderra Coll. (Marist)
11	Cassie Harberts	6-2 F	JR	2V		San Clemente, Calif./San Clemente HS
13	Malia Cravens	5-9 G	SO	TR		Los Angeles, Calif./Temecula Valley HS (Hawaii)
14	Ariya Crook	5-7 G	SO	1V		Los Angeles, Calif./Long Beach Poly HS
21	Alexyz Vaiioletama	6-1 F	SO	1V		Fountain Valley, Calif./Mater Dei HS
22	Destinie Gibbs	5-11 G	FR	HS		Oxford, Ga./McEachern HS
23	Brianna Barrett	5-7 G	FR	HS		Winnetka, Calif./Oaks Christian HS
32	Kiki Alofaituli	6-1 G	RS FR	HS		Tustin, Calif./Mater Dei HS
35	Dominique Scott	6-0 F	SR	1V		Los Angeles, Calif./Palisades HS (Pasadena CC)
43	Thaddesia Southall	6-4 F	RS SO	1V		Long Beach, Calif./Long Beach Poly HS

Head Coach: Michael Cooper (New Mexico, 1978), 4th year
Associate Head Coach: Daron Park (Montana State, 1994), 1st year
Assistant Coach: Tai Dillard (Texas, 2003), 1st year
Assistant Coach: Evan Unrau (Missouri, 2004), 1st year

Letterwinners R/L: 8/4
Starters returning in bold



MICHAEL COOPER

Head Coach • 4th Year at USC

Alma Mater: New Mexico, 1978

61-37 (.622) at USC • Overall: 61-37 (.622, 3 Years)*collegiate record only

In his fourth season as a collegiate head coach, Cooper has led USC to an average of 20.3 wins per season, including the program's first 20-win campaign in 2010-11 in six years ... well known in the professional ranks spending eight seasons with the WNBA's LA Sparks, led the Sparks to WNBA titles in 2001 and 2002, and six playoff appearances... 2000 WNBA Coach of the Year, compiling a 178-88 (.669) regular-season record and 24-14 (.667) in the postseason ... also spent time in the NBA with the LA Lakers and Denver Nuggets, as well as in the NBA's D-League.

TEAM OUTLOOK

- The Trojans are coming off another roller coaster season in which they knocked on the door of the NCAA Tournament but narrowly missed out for a third-straight year. USC has averaged 20.3 wins per season under fourth-year head coach **Michael Cooper** against tough schedules and it has not finished lower than fourth in the Pac-12 over the last five years but has been unable to get over the hump.
- USC has had its challenges to overcome, as well. Under Cooper, the Trojans have taken on some of the nation's toughest non-conference opponents, including 2012 NCAA Runner-up Notre Dame and 2011 NCAA Champion Texas A&M, losing to the latter by just one point on the road. With the addition of ESPN's 14th-ranked recruiting class in the nation, this could be the year the Trojans make the push into the "Big Dance."
- USC loses key starters in Briana Gilbreath and Ashley Corral, as well as key contributor Jacki Gemelos. Gilbreath was a four-time all-conference pick, while Corral was a three-time honoree and the team's primary three-point threat. Gemelos provided a spark for the Trojans in the first nine games last season before suffering a season-ending knee injury just nine games in the campaign. The injury was one of a slew of season-ending ailments that troubled the sixth-year senior during her career.
- JR F **Cassie Harberts** is the top-returning threat for the Trojans. She was the team's second-leading scorer a year ago, averaging just under 12 points per game. She is one of just two players to have started every game.

QUICK FACTS

Location	Los Angeles, Calif.
Founded	1880
Enrollment	33,000
Colors	Cardinal & Gold
Home Court	Galen Center (10,258)
Press Row Phone	(213) 740-3900
President	C.L. Max Nikias
Faculty Representative	Clare Pastore
Athletics Director	Pat Haden
Associate AD/SWA	Donna Heinel
Head Coach	Michael Cooper
Sports Information Director	Tim Tesselone
Asst. Dir./WBB SID	Darcy Couch
Office/Fax	(213) 740-3808/740-7584
Cell	(213) 725-3447
Email	dcouch@usc.edu
Website	www.usctrojans.com

YEAR-BY-YEAR RECORD

(since 1981-82)

Year	Conf.	Place	Overall	Postseason
81-82	9-3	2	23-4	NCAA S16
82-83	13-1	1	31-2	NCAA Champ
83-84	13-1	1	29-4	NCAA Champ
84-85	10-4	2	21-9	NCAA 2nd
85-86	8-0	1	31-5	NCAA F4
86-87	15-3	1	22-8	NCAA 2nd
87-88	15-3	2	22-8	NCAA 2nd
88-89	8-10	T4	12-16	
89-90	6-12	7	8-19	
90-91	11-7	3	18-12	NCAA 2nd
91-92	14-4	2	23-8	NCAA S16
92-93	14-4	2	22-7	NCAA 2nd
93-94	16-2	1	26-4	NCAA E8
94-95	10-8	5	18-10	NCAA 1st
95-96	8-10	T6	13-14	
96-97	13-5	3	20-9	NCAA 2nd
97-98	7-11	6	12-15	
98-99	3-15	T9	7-20	
99-00	10-8	T5	16-14	WNIT 2nd
00-01	8-10	T6	13-15	
01-02	11-7	T4	16-14	WNIT 2nd
02-03	8-10	T5	14-17	
03-04	11-7	T3	15-13	
04-05	12-6	T2	20-11	NCAA 2nd
05-06	11-7	T4	19-12	NCAA 2nd
06-07	10-8	5	17-13	
07-08	10-8	T4	17-13	
08-09	9-9	T4	17-15	
09-10	12-6	3	19-12	
10-11	10-8	4	24-13	WNIT Final
11-12	12-6	3	18-12	

WCAA member from 1976-1985
 Pac-West Conference member in 1985-1986
 Pac-12 Conference member since 1986

COOPER'S RECORD

Year	School	Overall	Conf.	Place/Conf
09-10	USC	19-12	12-6	3/Pac-10
10-11	USC	24-13	10-8	4/Pac-10
11-12	USC	18-12	12-6	3/Pac-12
USC Total (3 yrs)		61-37	34-20	
Career Total (3 yrs)		61-37	34-20	

2011-12 USC STATISTICS

Overall: 18-12, Pac-12: 12-6/3rd • Home: 9-4 • Away: 8-7 • Neutral: 1-1

Table with 20 columns: #, PLAYER, G-GS, MIN-AVG, FG-FGA, FG%, 3P-ATT, 3P%, FT-FTA, FT%, OFF, DEF, TOT, AVG, PF-D, AST, TO, BLK, STL, PTS-AVG. Rows include individual players like Gilbreath, Harberts, Corral, and summary rows for TEAM, Total, Conference-Only, Opponents, and Conference-Only.

2012-13 SCHEDULE

Schedule table with columns: Day, Date, Opponent, TV, Time. Lists games from Sun N11 to Thur M7-10, including opponents like Gonzaga, Pepperdine, and Pac-12 Tournament.

* Pac-12 Conference game. P12N indicates game televised on the Pac-12 Networks. All times local to site & subject to change.

SERIES

Series table with columns: Opponent, Score. Lists series against Arkansas State, Duke, Fresno State, Gonzaga, Nebraska, etc.

HISTORY

History table with columns: Record, Year. Shows All-Time Record (668-407) and First Year (1976-77).

2011-12 RESULTS

Results table with columns: Date, Opponent, Score, Hi Points, Hi Reb. Lists game results from 11/11 to 3/8, including opponents like Fresno State, Nebraska, Georgia, etc.

P12 indicates Pac-12 Tournament game.



PLOUFFE



LEVRETS



WICIJOWSKI

2012-13 UTAH ROSTER

No.	Name	POS	HT	YR	EXP	Hometown/High School (Last School)
3	Iwalani Rodrigues	F	5-9	G	RS-SR 3VL	Ewa Beach, Hawaii/Kalani HS
5	Cheyenne Wilson	F	5-11	G	SO 1VL	Seattle, Wash./Cleveland HS
10	Nakia Arquette	F	6-1	F	FR HS	Spokane, Wash./Lewis and Clark HS
11	Taryn Wicijowski	F	6-3	F	RS-JR 2VL	Regina, Saskatchewan/Nat'l Elite Developmental Acad.
13	Rachel Messer	G	5-9	G	SR 3VL	Castle Rock, Colo./Thunder Ridge HS
14	Paige Crozon	G	6-1	G	FR HS	Humboldt, Saskatchewan/Humboldt Collegiate Inst.
15	Michelle Plouffe	F	6-4	F	JR 2VL	Edmonton, Alberta/Harry Ainlay HS
21	Chelsea Bridgewater	F	6-0	F	SR 3VL	Provo, Utah/Timpview HS
22	Danielle Rodriguez	G	5-10	G	FR HS	Downey, Calif./Warren HS
24	Rita Sitivi	G	5-9	G	SR 3VL	Westminster, Calif./Marina HS
25	Awa Kalmstrom	G	5-7	G	FR HS	Stockholm, Sweden/Fryshuset Gymnasium
31	Ciera Dunbar	G	5-10	G	RS-SO 1VL	Elko, Nev./Elko HS

Head Coach: Anthony Levrets (Lafayette, 2000), 3rd year
Assistant Coach: Velaida Harris (Portland State, 1993), 4th year
Assistant Coach: Matt Legerski (Utah, 2001), 10th year
Assistant Coach: Willette White (Idaho, 1982), 2nd year

Letterwinners R/L: 8/5
Starters returning in bold



ANTHONY LEVRETS

Head Coach • 3rd Year at Utah
Alma Mater: Lafayette, 2001
34-33 (.514) at Utah • Overall: 34-33 (.507, 2 Years)

In Levrets' first year in the Pac-12, led the Utes to a .500 record ... served as interim head coach in 2010-11 and guided the team to a No. 15 seed in the NCAA Tournament, advancing to the Mountain West Conference championship game ... in three years as an assistant prior to his appointment as head coach, the Utes reached the NCAA Tournament in 2008 and 2009 ... the 2008 squad was undefeated in league play (16-0) and was a No. 7 seed in the tournament ... has coached four All-Americans during his tenure with the Utes.

TEAM OUTLOOK

- The Utes return four starters from last year's squad that went .500 for the year, including All-Pac-12 honoree JR F **Taryn Wicijowski** and 2012 Canadian Olympian JR F **Michelle Plouffe**. Wicijowski and Plouffe accounted for nearly 47 percent of the team's offense and led the team in rebounding, as both averaged over 8.0 rebounds per game. Both ranked in the top 10 in the Pac-12 in scoring and rebounding.
- Though Utah returns its key threats, it also lost its starting point guard in Janita Badon. Finding a replacement for Badon, who graduated ranked third in school history in career assists, will be a tough task for third-year head coach **Anthony Levrets** who may have to rely on a freshman to fill the void.
- Utah is one of the more experienced teams in the Pac-12, though with six newcomers joining the team this year, the future is bright. Levrets can turn to four seniors for leadership on a team that limited opponents to just 55.8 points per game in 2011-12, the third-lowest average in the Pac-12.
- Despite being new to the Pac-12 last year, Utah won eight games, with half of their conference wins coming against teams that finished higher than or tied with the Utes in the league standings. The Utes ended their season with a second round appearance in the WNIT.
- Utah boasts one of the winningest venues in NCAA women's basketball history. It looks to take full advantage of that with eight of 11 non-conference tilts taking place in the friendly confines of the Jon M. Huntsman Center.

QUICK FACTS

Location	Salt Lake City, Utah
Founded	1850
Enrollment	31,660
Colors	Crimson and White
Home Court	Jon M. Huntsman Center (15,000)
Press Row Phone	(801) 581-6657
President	A. Lorris Betz, M.D., Ph.D
Faculty Representative	William Smith
Athletics Director	Dr. Chris Hill
Sr. Associate AD/SWA	Mary Bowman
Head Coach	Anthony Levrets
Sr. Assoc. AD/Communications	Liz Abel
Asst. Dir./WBB SID	Brooke Frederickson
Office/Fax	(801) 581-8302/581-4358
Cell	(801) 493-9254
Email	bfrederickson@huntsman.utah.edu
Website	www.utahutes.com

YEAR-BY-YEAR RECORD

(since 1981-82)

Year	Conf.	Place	Overall	Postseason
81-82	7-3		18-11	
82-83	11-1		22-7	NCAA 1st
83-84	9-3		19-12	WNIT
84-85	8-4		16-12	
85-86	11-1		21-8	NCAA 1st
86-87	10-2		20-7	
87-88	9-1		19-9	
88-89	9-1		24-6	NCAA 1st
89-90	6-4		20-10	NCAA 1st
90-91	9-3		20-10	NCAA 1st
91-92	10-4		22-8	
92-93	9-5		19-10	
93-94	9-5		12-14	
94-95	12-2		23-7	NCAA 2st
95-96	12-2		21-8	NCAA 1st
96-97	15-1		25-6	NCAA 2nd
97-98	11-3		21-6	NCAA 1st
98-99	12-2		21-7	WNIT 1st
99-00	11-3	1	23-8	NCAA 1st
00-01	14-0	1	28-4	NCAA S16
01-02	8-6	5	15-12	
02-03	12-2	1	24-7	NCAA 2nd
03-04	12-2	T1	24-7	
04-05	12-2	T1	26-8	NCAA 2nd
05-06	12-4	2	27-7	NCAA E8
06-07	10-6	5	19-14	WNIT 1st
07-08	16-0	1	27-5	NCAA 1st
08-09	13-3	T1	23-10	NCAA 2nd
09-10	10-6	T3	23-12	WNIT 2nd
10-11	7-9	T4	18-17	NCAA 1st
11-12	16-16	T7	8-10	WNIT 2nd

IAC member from 1974-1982
 HCAC member from 1982-1989

Western Athletic Conference member from 1990-1999
 Mountain West member from 1999-2011

Pac-12 Conference member since 2012

LEVRETS' RECORD

Year	School	Overall	Conf.	Place/Conf
10-11	Utah	18-17	7-9	T4/MWCCQ
11-12	Utah	16-16	8-10	T5/Pac-12
Utah Total (2 yr)		34-33	15-19	
Career Total (2 yrs)		34-33	15-19	



QUICK FACTS


Location	Seattle, Wash.
Founded	1861
Enrollment	31,474
Colors	Purple & Gold
Home Court	Bank of America (10,000)
Press Row Phone	(206) 543-2230
President	Michael Young
Faculty Representative	Roland Dukes
Athletics Director	Scott Woodward
Senior Assoc. AD/SWA	Stephanie Rempe
Head Coach	Kevin McGuff
Communications Dir.	Jeff Bechtold
Asst. Dir./WBB SID	Ricky Brackett
Office/Fax	(206) 543-2230/543-5000
Cell	(206) 790-6368
Email	rbrack@uw.edu
Website	www.gohuskies.com

2012-13 WASHIGTON ROSTER

No.	Name	POS	HT	YR	EXP	Hometown/High School (Last School)
1	Mercedes Wetmore	G	5-8	JR	2V	Lake Tapps, Wash./Auburn Riverside HS
3	Talia Walton	F	6-2	RS-FR	HS	Tacoma, Wash./Federal Way HS
10	Kristi Kingma	G/F	5-10	RS-SR	3V	Mill Creek, Wash./Henry M. Jackson HS
11	Mathilde Gilling	F/C	6-3	FR	HS	Rungsted Kyst, Denmark/Rungsted Gymnasium
13	Katie Collier	F/C	6-3	FR	HS	Covington, Wash./Seattle Christian HS
14	Heather Corral	G/F	6-1	FR	HS	Vancouver, Wash./Prairie HS
15	Jeneva Anderson	F	6-0	SR	3V	Spokane, Wash./Lewis & Clark HS
23	Aminah Williams	F	6-0	SO	1V	Seattle, Wash./Kennedy HS
24	Deborah Meeks	G/F	5-8	RS-FR	HS	Benton Harbor, Mich./Benton Harbor HS
30	Kassia Fortier	G	5-8	JR	2V	Issaquah, Wash./Skyline HS
32	Jazmine Davis	G	5-7	SO	1V	San Jose, Calif./Valley Christian HS
33	Kellie McCann-Smith	G	5-9	JR	1V	Asotin, Wash./Clarkston HS

Head Coach: Kevin McGuff (St. Joseph's (Ind.), 1992), 2nd year
Assistant Coach: Mike Neighbors (Arkansas, 1993), 2nd year
Assistant Coach: Kevin Morrison (Cal Poly-Pomona, 1994), 2nd year
Assistant Coach: Adia Barnes (Arizona, 1998), 2nd year

Letterwinners R/L: 7/5
Starters returning in bold



KEVIN McGUFF

Head Coach • 2nd Year at Washington
Alma Mater: St. Joseph's (Ind.), 1992
20-14 (.588) at Washington • Overall: 234-87 (.729, 10 Years)

McGuff is the ninth coach in the history of Washington women's basketball ... in his first season in Seattle, led UW to its first 20-win season since 2002-03 ... coached Jazmine Davis to 2012 Pac-12 Freshman of the year honors, the first Husky to receive the award since 1988 ... in nine seasons at Xavier, set a record for most wins in program history, reaching the postseason in each season ... led the Musketeers to five-straight NCAA Tournament appearances, also a school record ... took over at Xavier after a six-year run as an assistant coach at Notre Dame.

TEAM OUTLOOK

- An excitement is building with the arrival of head coach **Kevin McGuff**, who brought with him nearly 10 years of head coaching experience that included a run to the NCAA Tournament Elite Eight. In just one year in Seattle, he led the Huskies to their first 20-win season in nearly a decade, a nine-win improvement from the previous year. Under his tutelage, G **Jazmine Davis** was voted the Pac-12 Freshman of the Year, the first time the honor had been bestowed upon a Husky since 1988.
- McGuff will look to a fairly young squad in 2012-13 after losing five letterwinners, including three starters, from last year's team that advanced to the WNIT quarterfinals. Among the losses is All-Pac-12 performer Regina Rogers, who was one of the nation's best shooters and a big presence in the paint.
- The Huskies still look to be much improved from last year, despite the personnel loss. Now a sophomore, Davis was among the top scorers in the Pac-12 as a rookie, ranking fifth (15.7 ppg). She was also one of the top-scoring freshman in the country.
- Washington also welcomes back RS-SR G **Kristi Kingma**, who sat out all of last season because of injury. She was the team's leading scorer two years ago, averaging 15.6 points per game.
- McGuff also welcomes a top-30 recruiting class, the program's best class in several years. The class includes McDonald's All-American **Katie Collier**, a Seattle native. However, Collier was injured during the offseason and will not be able to suit up in 2012-13.

YEAR-BY-YEAR RECORD

(since 1981-82)

Year	Conf.	Place	Overall	Postseason
81-82	0-4	3	16-10	
82-83	7-5	4	15-12	
83-84	8-4	4	17-8	
84-85	11-0	1	26-2	
85-86	10-2	1	24-6	
86-87	14-4	2	23-7	NCAA 2nd
87-88	16-2	1	25-5	NCAA 2nd
88-89	15-3	2	23-10	NCAA 2nd
89-90	17-1	T1	28-3	NCAA E8
90-91	15-3	2	24-5	NCAA 2nd
91-92	9-9	6	17-11	
92-93	11-7	3	17-12	NCAA 2nd
93-94	12-6	4	21-8	NCAA 2nd
94-95	13-5	2	25-9	NCAA S16
95-96	10-8	T3	16-13	
96-97	12-6	T4	17-11	NCAA 1st
97-98	9-9	T5	18-10	NCAA 1st
98-99	11-7	5	16-13	WNIT 2nd
99-00	4-14	9	8-22	
00-01	12-6	T1	22-10	NCAA E8
01-02	12-6	T2	19-12	WNIT QF
02-03	13-5	T2	22-8	NCAA 1st
03-04	9-9	6	18-13	WNIT 2nd
04-05	9-9	7	14-16	
05-06	11-7	T4	19-11	NCAA 2nd
06-07	11-7	4	18-13	NCAA 1st
07-08	8-10	6	13-18	
08-09	3-15	10	8-22	
09-10	7-11	T6	13-18	WBI 2nd
10-11	6-12	T7	11-17	
11-12	8-10	T7	20-14	WNIT QF

NWBL member from 1977-1982
 NorPac Conference member from 1982-1986
 Pac-12 member since 1986

McGUFF'S RECORD

Year	School	Overall	Conf.	Place/Conf
02-03	Xavier	20-10	11-5	2/A10 West
03-04	Xavier	17-13	8-8	4/A10 West
04-05	Xavier	22-10	13-3	T1/A10 West
05-06	Xavier	21-9	11-5	4/Atlantic 10
06-07	Xavier	26-8	11-3	3/Atlantic 10
07-08	Xavier	24-9	11-3	3/Atlantic 10
08-09	Xavier	25-7	13-1	1/Atlantic 10
09-10	Xavier	30-4	14-0	1/Atlantic 10
10-11	Xavier	29-3	14-0	1/Atlantic 10
11-12	Washington	20-14	8-10	T7/Pac-12
WASH Total (1 yr)		20-14	8-10	
Career Total (10 yrs)		234-87	114-38	



QUICK FACTS

Location	Pullman, Wash.
Founded	1890
Enrollment	19,255
Colors	Crimson & Gray
Home Court	Friel Court (11,671)
Press Row Phone	(509) 335-2684
President	Elson S. Floyd
Faculty Representative	Ken Casavant
Athletics Director	Bill Moos
Associate AD/SWA	Anne McCoy
Head Coach	June Daugherty
Sports Information Director	Bill Stevens
Asst. Dir./WBB SID	Bobby Alworth
Office/Fax	(509) 335-5785/335-0267
Cell	(951) 452-6129
Email	bobby.alworth@wsu.edu
Website	www.wsucougars.com

2012-13 WASHINGTON STATE ROSTER

No.	Name	POS	HT	YR	EXP	Hometown/High School (Last School)
2	Ireti Amojó	5-10	G/F	RS-JR	2V	Berlin, Germany/Coubertin Gymnasium
3	Lia Galdeira	5-11	G	FR	HS	Kamuela, Hawaii/Konawaena HS
4	Katie Grad	5-9	G	RS-SR	3V	Lake Tapps, Wash./Auburn-Riverside HS
5	Tia Presley	5-9	G	SO	1V	Spokane, Wash./Gonzaga Prep
10	Alexas Williamson	5-8	G	FR	HS	Chino Hills, Calif./Mater Dei HS
11	Dawnyelle Awa	5-9	G	FR	HS	Kailua-Kona, Hawaii/Konawaena HS
12	Taylor Edmondson	5-11	G	FR	HS	Carlsbad, N.M./Carlsbad HS
21	Jordan Kelley	5-10	G	SO	1V	Gillette, Wyo./Campbell County HS
22	Sage Romberg	6-1	G/F	JR	2V	McKinleyville, Calif./McKinleyville HS
23	Shalie Dheensaw	6-4	F	SO	1V	Victoria, British Columbia/Claremont Secondary
24	Brandi Thomas	6-1	G/F	JR	2V	McCleary, Wash./Elma HS
30	Whitney Tinjum	6-1	F	FR	HS	Stacy, Minn./Chisago Lakes HS
33	Carly Noyes	6-5	C	SR	3V	Moses Lake, Wash./Moses Lake HS
34	Mariah Cooks	6-0	F	FR	HS	Santa Maria, Calif./Ernest Righetti HS
42	Hana Potter	6-2	F/C	JR	2V	St. Louis Park, Minn./Hopkins HS

Head Coach: June Daugherty (Ohio State, 1978), 6th year
Associate Head Coach: Mike Daugherty (Ohio State, 1977), 6th year
Assistant Coach: Ashley Grover (Washington State, 2009), 1st year
Assistant Coach: Brian Holsinger (Western Washington, 1997), 6th year

Letterwinners R/L: 9/4
Starters returning in bold



JUNE DAUGHERTY

Head Coach • 6th Year at Washington State
Alma Mater: Ohio State, 1978
45-109 (.292) at Washington State • Overall: 358-323 (.527, 23 Years)

Daugherty enters her sixth season with the Cougars and continues to lead the charge toward a new era in WSU women's basketball ... in 2010-11, WSU posted its most conference wins, its highest scoring average and highest shooting percentage since 2000-01 ... Spent 12 seasons at Washington where she posted nearly 200 victories and led the Huskies to six NCAA Tournament appearances ... has coached 16 all-conference performers in her career and one Pac-10 Player of the Year.

TEAM OUTLOOK

- Despite playing one of the toughest schedules in the country, the Cougars posted their first winning non-conference record since 2005-06 last year, but struggled in Conference play after being bitten by the injury bug. WSU G/F **Ireti Amojó** was the team's leading scorer but missed all but one game of Pac-12 play. Led by veteran Jazmine Perkins, the Cougs finished strong, winning three of their final five contests, including their first-ever Pac-12 Tournament game, and advanced to the semifinals of the Pac-12 Tournament.
- Washington State welcomes back most of last year's team, with nine letterwinners returning, including team shot blocker and three-year starter **Carly Noyes**. In an injury-riddled lineup that lacked consistency, Noyes was one of only two Cougs to start nearly every game during league play. She was named to the Pac-12 All-Defensive team.
- Head coach **June Daugherty** has added six newcomers to the team, all of them freshmen. Amojó, Noyes and SR G **Katie Grad** will be counted on to lead the team, which appears to have limited experience.
- Daugherty upgraded the Cougars' schedule a couple of years ago and has put together another tough slate in 2012-13. The strong non-conference competition should break in the newcomers and prepare the squad for Pac-12 play.

YEAR-BY-YEAR RECORD

(since 1981-82)

Year	Conf.	Place	Overall	Postseason
81-82	8-7	T2	15-14	
82-83	1-11	9	5-22	
83-84	2-10	T8	7-18	
84-85	3-8	6	9-17	
85-86	4-8	5	11-17	
86-87	2-16	10	10-18	
87-88	6-12	T6	11-17	
88-89	6-12	T8	13-15	
89-90	9-9	T4	17-11	
90-91	10-8	T4	18-11	NCAA 1st
91-92	5-13	8	12-15	
92-93	3-15	T9	7-20	
93-94	3-15	8	8-19	
94-95	9-9	6	16-11	
95-96	8-10	T6	17-12	
96-97	4-14	8	10-17	
97-98	6-12	T7	12-15	
98-99	5-13	8	11-16	
99-00	1-17	10	4-24	
00-01	6-12	9	11-17	
01-02	0-18	10	2-27	
02-03	1-17	10	2-26	
03-04	2-16	10	6-22	
04-05	2-16	9	6-22	
05-06	2-16	10	8-20	
06-07	1-17	10	5-24	
07-08	2-16	10	5-25	
08-09	4-14	T8	11-19	
09-10	2-16	9	8-22	
10-11	6-12	T7	8-23	
11-12	5-13	11	13-20	

NWBL member from 1977-1982
NorPac member from 1982-1986
Pac-12 member since 1986

DAUGHERTY'S RECORD

Year	School	Overall	Conf.	Place/Conf
89-90	Boise State	19-12	11-5	T2/Big Sky
90-91	Boise State	11-16	8-8	5/Big Sky
91-92	Boise State	22-7	14-2	1/Big Sky
92-93	Boise State	19-8	9-5	3/Big Sky
93-94	Boise State	23-6	12-2	T1/Big Sky
94-95	Boise State	16-11	10-4	2/Big Sky
95-96	Boise State	12-15	9-5	2/Big Sky
96-97	WASH	17-11	12-6	T4/Pac-10
97-98	WASH	18-10	9-9	5/Pac-10
98-99	WASH	16-13	11-7	5/Pac-10
99-00	WASH	8-22	4-14	9/Pac-10
00-01	WASH	22-10	12-6	T1/Pac-10
01-02	WASH	19-12	12-6	T2/Pac-10
02-03	WASH	22-8	13-5	T2/Pac-10
03-04	WASH	18-13	9-9	6/Pac-10
04-05	WASH	14-16	9-9	7/Pac-10
05-06	WASH	19-11	11-7	T4/Pac-10
06-07	WASH	18-13	11-7	4/Pac-10
07-08	WSU	5-25	2-16	10/Pac-10
08-09	WSU	11-19	4-14	T8/Pac-10
09-10	WSU	8-22	3-15	9/Pac-10
10-11	WSU	8-23	6-12	T7/Pac-10
11-12	WSU	13-20	5-13	11/Pac-12
WSU Total (5 yrs)		45-109	20-70	
Career Total (23 yrs)		358-323	206-186	
				<i>(133-155, 16 yrs in Pac-12)</i>

FINAL PAC-12 STANDINGS

	CONFERENCE				OVERALL						N	STREAK	LAST 5	TOP 25
	W	L	PCT	H	A	W	L	PCT	H	A				
1. Stanford*%	18	0	1.000	9-0	9-0	35	2	.942	16-0	12-1	7-1	L1	4-1	2-2
2. California^	13	5	.722	7-2	6-3	25	10	.714	13-3	8-5	4-2	L1	3-2	2-6
3. USC	12	6	.667	6-3	6-3	18	12	.600	9-3	8-7	1-2	L1	4-1	1-5
4. Arizona State#	10	8	.556	5-4	5-4	20	12	.625	12-4	6-6	2-2	L2	2-3	0-4
5. UCLA	9	9	.500	6-3	3-6	14	16	.467	9-4	4-10	1-2	L3	2-3	0-3
6. Oregon State#	9	9	.500	5-4	4-5	20	13	.606	12-6	8-5	0-2	L1	2-3	0-2
7. Utah#	8	10	.444	5-4	3-6	16	16	.500	12-4	3-10	1-2	L1	3-2	0-2
8. Washington#	8	10	.444	5-4	3-6	20	14	.588	13-6	6-7	1-1	L1	3-2	0-2
9. Oregon	7	11	.389	4-5	3-6	15	16	.484	12-6	3-9	0-1	L2	1-4	0-1
10. Colorado#	6	12	.333	3-6	3-6	21	14	.600	12-6	6-7	3-1	L1	3-2	0-2
11. Washington State	5	13	.278	3-6	2-7	13	20	.394	5-8	3-10	5-2	L1	2-3	0-4
12. Arizona	3	15	.167	2-7	1-8	15	17	.469	7-7	6-8	2-2	L1	1-4	0-1



PLAYER OF THE YEAR
Nnemkadi Ogwumike
Stanford



FRESHMAN OF THE YEAR
Jazmine Davis
Washington

STANFORD put together a second-straight undefeated Pac-12 campaign and made a fifth-straight trip to the NCAA Women's Final Four. The Cardinal also claimed the Pac-12 Tournament title, its sixth-straight postseason crown. CALIFORNIA made a return trip to the "Big Dance" after a three-year absence, advancing to the second round. Five more teams participated in postseason action, with ARIZONA STATE, COLORADO, OREGON STATE, UTAH and WASHINGTON each earning bids to the WNIT. The Buffs and Huskies both advanced the furthest, reaching the quarterfinals. Pac-12 teams posted a 12-4 postseason record in games versus non-conference opponents.

Stanford SR F **Nnemkadi Ogwumike** capped a successful collegiate career and was a unanimous All-American, receiving nods from the Associated Press, USBWA and WBCA. In addition, Ogwumike was selected the No. 1 overall pick by the Los Angeles Sparks in the WNBA Draft, becoming only the second player in the history of the Conference to be picked No. 1 and the first since 1997.

Ogwumike was voted the Pac-12 Player of the Year for the second time in her career. Her younger sister, SO F **Chiney Ogwumike**, was also an All-American and was named the Pac-12 Defensive Player of the Year. Pac-12 Freshman of the Year honors went to UW's **Jazmine Davis**, the first Husky to earn the postseason honor in 24 years. UTAH's **Michelle Plouffe** and ARIZONA's **Davelyn Whyte** garnered Honorable Mention *Associated Press* All-America nods, as well. After being enshrined in the Naismith Memorial Basketball Hall of Fame last summer, **Tara VanDerveer** was named the John R. Wooden Coach of the Year for the 12th time in 26 years at the helm. She was only the eighth female coach to be inducted.

Also of note in 2011-12, ASU broke the Pac-12's defensive scoring record, limiting opponents to just 53.2 points per game. Nine teams in all appeared in the top 25 of the NCAA's final statistical rankings. OREGON's **Amanda Johnson** was named the Toyo Tires Women's Basketball Scholar-Athlete of the Year. She, along with Nnemkadi, and USC's **Jacki Gemelos** and **Briana Gilbreath**, were drafted by WNBA teams.



DEFENSIVE PLAYER OF THE YEAR
Chiney Ogwumike
Stanford



JOHN R. WOODEN COACH OF THE YEAR
Tara VanDerveer
Stanford

POSTSEASON RESULTS

NCAA CHAMPIONSHIP

FIRST ROUND

#1 Stanford def. #16 Hampton, 73-51
#8 California def. #9 Iowa, 84-74

SECOND ROUND

#1 Stanford def. #8 West Virginia, 72-61
#8 California def. #1 Notre Dame, 73-62

SWEET SIXTEEN

#1 Stanford def. #5 South Carolina, 76-60

ELITE EIGHT

#1 Stanford def. #2 Duke, 81-69

FINAL FOUR

#1 Baylor def. #1 Stanford, 59-47

WNIT

FIRST ROUND

Colorado def. Northern Colorado, 54-42
Washington def. Cal Poly, 90-71
Oregon State def. Davis, 66-48
Utah def. Utah State, 69-58
Pacific def. Arizona State, 77-62

Second Round

Oregon State def. Saint Mary's (Calif.), 56-41
Washington def. Utah, 52-39
Colorado def. South Dakota, 64-55

Third Round

Washington def. Oregon State, 55-49
Colorado def. Villanova, 48-47

Quarterfinal Round

San Diego def. Washington, 58-47
Oklahoma State def. Colorado, 78-70

PAC-12 PLAYERS OF THE WEEK

Nov. 14	Candice Warthen, ARIZ
Nov. 21	Amanda Johnson, ORE;
Nov. 28	Nnemkadi Ogwumike, STAN
Dec. 5	Chucky Jeffery, COLO
Dec. 12	Patricia Bright, OSU
Dec. 19	Gennifer Brandon, CAL
Dec. 26	Nnemkadi Ogwumike, STAN*
Jan. 2	Jazmine Perkins, WSU
Jan. 9	Nnemkadi Ogwumike, STAN
Jan. 16	Chiney Ogwumike, STAN
Jan. 23	Chiney Ogwumike, STAN
Jan. 30	Chiney Ogwumike, STAN
Feb. 6	Markel Walker, UCLA
Feb. 13	Michelle Plouffe, UTAH
Feb. 20	Layshia Clarendon, CAL
Feb. 27	Regina Rogers, WASH
Mar. 5	Christina Marinacci, USC

*USBWA National Player of the Week

FINAL NATIONAL RANKINGS

	AP	WBCA
Stanford	2	3
California	RV	RV

ALL-PAC-12 TEAM

Name	School	Pos.	Yr.	Ht.	Hometown
Jazmine Davis, WASH	Washington	G	Fr.	5-7	San Jose, Calif.
Layshia Clarendon, CAL	California	G	Jr.	5-9	San Bernardino, Calif.
Ashley Corral, USC	USC	G	Sr.	5-9	Vancouver, Wash.
Rebekah Gardner, UCLA	UCLA	G	Sr.	6-1	Upland, Calif.
Briana Gilbreath, USC	USC	G	Sr.	6-1	Katy, Texas
Chucky Jeffery, COLO	Colorado	G	Jr.	5-10	Colorado Springs, Colo.
Amanda Johnson, ORE	Oregon	F	Sr.	6-2	Santa Rosa, Calif.
Toni Kokenis, STAN	Stanford	G	So.	5-11	Oak Brook, Ill.
Earlysia Marchbanks, OSU	Oregon State	G	Sr.	5-11	Salem, Ore.
Nnemkadi Ogwumike, STAN	Stanford	F	Sr.	6-2	Cypress, Texas
Chiney Ogwumike, STAN	Stanford	F	So.	6-3	Cypress, Texas
Regina Rogers, WASH	Washington	C	R-Sr.	6-3	Seattle, Wash.
Markel Walker, UCLA	UCLA	G/F	Jr.	6-1	Philadelphia, Pa.
Davellyn Whyte, ARIZ	Arizona	G	Jr.	5-11	Phoenix, Ariz.
Taryn Wicijowski, UTAH	Utah	F	So.	6-3	Regina, Saskatchewan

HONORABLE MENTION (receiving at least one vote): Kali Bennet (ASU, R-Sr., C/F); Brittany Boyd (CAL, Fr., G); Gennifer Brandon (CAL, R-So., F); Kimberly Brandon (ASU, Sr., G/F); Cassie Harberts (USC, So., F); Jasmin Holiday (ORE, Sr., G/F); Ali Gibson (OSU, Fr., G); Thea Lemberger (UCLA, So., G); Deja Mann (ASU, Jr., G); Christina Marinacci (USC, Jr., F); Jazmine Perkins (WSU, Sr., G); Michelle Plouffe (UTAH, So., F).

PAC-12 ALL-FRESHMAN TEAM

Name	School	Pos.	Yr.	Hometown
Brittany Boyd	CAL	G	5-9	Berkeley, Calif.
Ariya Crook	USC	G	5-7	Los Angeles, Calif.
Jazmine Davis	WASH	G	5-7	San Jose, Calif.
Ali Gibson	OSU	G	5-11	Woodbridge, Calif.
Reshanda Gray	CAL	F	6-3	Los Angeles, Calif.

HONORABLE MENTION (receiving at least one point): Taylor Greendfield (STAN, F); Lexy Kresl (COLO, G); Amber Orrange (STAN, G); Jen Reese (COLO, F); Aley Rohde (ARIZ, C)

PAC-12 ALL-DEFENSIVE TEAM

Name	School	Pos.	Yr.	Ht.	Hometown
Kali Bennett	Arizona State	C/F	Sr.	6-5	Ventura Calif.
Patricia Bright	Oregon State	F/C	Jr.	6-4	Phoenix, Ariz.
Briana Gilbreath	USC	G	Sr.	6-1	Katy, Texas
Chucky Jeffery	Colorado	G	Jr.	5-10	Colorado Springs, Colo.
Chiney Ogwumike	Stanford	F	So.	6-3	Cypress, Texas

HONORABLE MENTION (receiving at least one vote): Janita Badon (UTAH, Sr., G); Charmaine Barlow (WASH, Sr., F); Brittany Boyd (CAL, Fr., G); Kimberly Brandon (ASU, Sr., G/F); Toni Kokenis (STAN, So., G); Deja Mann (ASU, Jr., G); Christina Marinacci (USC, So., F); Carly Noyes (WSU, Jr., C); Nnemkadi Ogwumike (STAN, Sr., F); Eliza Pierre (CAL, Jr., G); Jazmine Perkins (WSU, Sr., G).

ACADEMIC ALL-PAC-12 TEAM

FIRST TEAM

Name	School	Yr.	GPA	Major
Chelsea Bridgewater	Utah	Jr.	3.85	Psychology
Amanda Johnson	Oregon	Gr.	3.97	Counseling and Family Services
Rachel Messer	Utah	Jr.	3.84	Management
Rosie Tarnowski	Washington State	Sr.	3.58	Education
Taryn Wicijowski	Utah	So.	3.91	Biology

SECOND TEAM

Name	School	Yr.	GPA	Major
Kali Bennett	Arizona State	Gr.	3.42	Design Studies and Writing
Layshia Clarendon	California	Jr.	3.44	American Studies
Danielle Love	Oregon	So.	3.55	Business Administration
Chiney Ogwumike	Stan	So.	3.46	Undeclared
Laura Stanulis	Oregon	Jr.	3.45	Human Physiology

HONORABLE MENTION: Ireti Amojio, R-So., WSU; Sarah Boothe, R-Jr., STAN; Joy Burke, Jr., ASU; Talia Caldwell, Jr., CAL; Janae Fulcher, Gr., ASU; Rebekah Gardner, Sr., UCLA; Jacki Gemelos, Gr., USC; Briana Gilbreath, Sr., USC; Katie Grad, R-Jr., WSU; Cassie Harberts, So., USC; Toni Kokenis, So., STAN; Lindy La Rocque, Sr., STAN; Thea Lemberger, So., UCLA; Christina Marinacci, Jr., USC; Alyssa Martin, So., OSU; Kellie McCann-Smith, So., WASH; Carly Noyes, Jr., WSU; Nnemkadi Ogwumike, Sr., STAN; Eliza Pierre, Jr., CAL; Michelle Plouffe, So., UTAH; Sage Romberg, So., WSU; Julie Seabrook, Sr., COLO; Lindsay Sherbert, So., CAL; Reiko Thomas, Sr., ARIZ; Deanna Weaver, So., ORE; Mercedes Wetmore, So., WASH; Mariah Williams, Jr., UCLA.

TOYO TIRES SCHOLAR-ATHLETE OF THE YEAR

Amanda Johnson, Gr., Oregon

POSTSEASON HONORS

WBCA ALL-AMERICA

Chiney Ogwumike, STAN (1st)
Nnemkadi Ogwumike, STAN (1st)

JOHN R. WOODEN ALL-AMERICA

Nnemkadi Ogwumike, STAN

ASSOCIATED PRESS

All-America Team

Nnemkadi Ogwumike, STAN (1st - un)
Chiney Ogwumike, STAN (2nd)
Michelle Plouffe, UTAH (HM)
Davellyn Whyte, ARIZ (HM)

US BASKETBALL WRITERS ASSOC.

All-America Team

Nnemkadi Ogwumike, STAN

STATE FARM/WBCA WADE TROPHY

Jasmine Dixon, UCLA (Preseason)
Chiney Ogwumike, STAN (Pre/Finalist)
Nnemkadi Ogwumike, STAN (Pre/Finalist)

NAISMITH TROPHY

Nnemkadi Ogwumike, STAN (Finalist)

JOHN R. WOODEN AWARD

Chiney Ogwumike, STAN (Pre/Mid/Finalist)
Nnemkadi Ogwumike, STAN (Pre/Finalist)

WBCA DEFENSIVE PLAYER OF THE YEAR

Chiney Ogwumike, STAN (Finalist)

WBCA REGION 8 ALL-AMERICAN

Layshia Clarendon, CAL
Chiney Ogwumike, STAN
Nnemkadi Ogwumike, STAN

NATIONAL COACH OF THE YEAR

USBWA/WBCA/Naismith

Tara VanDerveer, STAN (Finalist)

CAPITAL ONE/COSIDA ACADEMIC

ALL-AMERICA

Amanda Johnson, ORE (1st team)

CAPITAL ONE/COSIDA ACADEMIC

ALL-DISTRICT

Amanda Johnson, ORE
Chiney Ogwumike, STAN
Taryn Wicijowski, UTAH

2011 WNBA DRAFT

1st: N. Ogwumike, STAN (LA Sparks)
31st: J. Gemelos, USC (Minnesota Lynx)
33rd: A. Johnson, ORE (Phoenix Mercury)
35th: B. Gilbreath, USC
(Washington Mystics)

SCORING OFFENSE	G	Pts	Avg/G
1. Stanford	37	2811	76.0
2. Oregon	31	2201	71.0
3. California	35	2449	70.0
4. Arizona	32	2123	66.3
5. Oregon State	33	2141	64.9
6. USC	30	1920	64.0
7. Washington	34	2151	63.3
8. UCLA	30	1863	62.1
9. Colorado	35	2124	60.7
10. Washington State	33	1989	60.3
11. Utah	32	1870	58.4
12. Arizona State	32	1851	57.8

SCORING DEFENSE	G	Pts	Avg/G
1. UCLA	33	1826	55.3
2. Stanford	36	1997	55.5
3. Oregon State	30	1717	57.2
4. Washington	28	1632	58.3
5. Arizona State	31	1811	58.4
6. California	34	2065	60.7
7. USC	37	2438	65.9
8. Arizona	33	2326	70.5
9. Washington State	31	2264	73.0
10. Oregon	30	2313	77.1

SCORING MARGIN	OFF	DEF	Margin
1. Stanford	76.0	55.3	+20.7
2. California	70.0	61.4	+8.6
3. Oregon State	64.9	58.0	+6.9
4. Arizona State	57.8	53.2	+4.6
5. Washington	63.3	59.5	+3.7
6. USC	64.0	60.7	+3.3
7. Utah	58.4	55.8	+2.7
8. Colorado	60.7	58.4	+2.3
9. Arizona	66.3	65.5	+0.8
10. UCLA	62.1	62.8	-0.7
11. Washington State	60.3	61.1	-0.8
12. Oregon	71.0	74.8	-3.8

FREE THROW PCT	FTM	FTA	Pct
1. Stanford	521	684	.762
2. Utah	335	465	.720
3. Arizona	456	635	.718
4. Oregon	420	604	.695
5. USC	426	621	.686
6. UCLA	346	513	.674
7. Oregon State	361	536	.674
8. Arizona State	327	487	.671
9. Washington	493	752	.656
10. Colorado	360	550	.655
11. Washington State	337	519	.649
12. California	482	788	.612

FIELD GOAL PCT	FG	FGA	Pct
1. Stanford	1049	2298	.456
2. Oregon State	799	1897	.421
3. California	921	2198	.419
4. Utah	683	1718	.398
5. Colorado	791	2000	.396
6. Washington	759	1932	.393
7. UCLA	705	1798	.392
8. Arizona State	702	1795	.391
9. Arizona	732	1886	.388
10. Oregon	771	2075	.372
11. USC	667	1798	.371
12. Washington State	743	2034	.365

FIELD GOAL PCT DEFENSE	FG	FGA	Pct
1. Stanford	756	2228	.339
2. Arizona State	591	1726	.342
3. Oregon State	698	1997	.350
4. Washington	713	2029	.351
5. Utah	649	1808	.359
6. Colorado	720	1933	.372
7. USC	656	1759	.373
8. California	782	2037	.384
9. Washington State	731	1885	.388
10. Arizona	768	1965	.391
11. Oregon	827	2106	.393
12. UCLA	690	1750	.394

3-POINT FG PCT	FG	FGA	Pct
1. Arizona	203	577	.352
2. USC	160	477	.335
3. Washington	140	423	.331
4. Oregon	239	760	.314
5. Stanford	192	618	.311
6. Utah	169	557	.303
7. California	125	417	.300
8. Colorado	182	615	.296
9. Washington State	166	565	.294
10. Oregon State	182	624	.292
11. Arizona State	120	412	.291
12. UCLA	107	369	.290

3-PT FG PCT DEFENSE	FG	FGA	Pct
1. Stanford	143	594	.241
2. Washington State	144	539	.267
3. Washington	190	691	.275
4. UCLA	138	486	.284
5. Arizona State	117	410	.285
6. Utah	130	430	.302
7. California	168	555	.303
8. Arizona	167	550	.304
9. USC	142	459	.309
10. Colorado	151	484	.312
11. Oregon State	186	580	.321
12. Oregon	288	832	.346

REBOUNDING	G	Reb	Avg/G
1. California	35	1592	45.5
2. Stanford	37	1615	43.6
3. Washington	34	1430	42.1
4. Oregon	31	1303	42.0
5. USC	30	1247	41.6
6. Colorado	35	1402	40.1
7. Oregon State	33	1302	39.5
8. Arizona	32	1256	39.2
9. Washington State	33	1267	38.4
10. UCLA	30	1137	37.9
11. Arizona State	32	1198	37.4
12. Utah	32	1191	37.2

REBOUNDING MARGIN	Team	Opp	Margin
1. California	1592	1151	+12.6
2. Stanford	1615	1262	+9.5
3. Colorado	1402	1203	+5.7
4. Washington	1430	1260	+5.0
5. USC	1247	1147	+3.3
6. Utah	1191	1152	+1.2
7. Oregon State	1302	1266	+1.1
8. Arizona	1256	1282	-0.8
9. Arizona State	1198	1227	-0.9
10. UCLA	1137	1168	-1.0
11. Washington State	1267	1359	-2.8
12. Oregon	1303	1418	-3.7

BLOCKED SHOTS	G	Blocks	Avg/G
1. Arizona State	32	187	5.84
2. Oregon State	33	183	5.55
3. Stanford	37	177	4.78
4. Oregon	31	135	4.35
5. Utah	32	133	4.16
6. USC	30	123	4.10
7. Washington	34	119	3.50
8. UCLA	30	103	3.43
9. California	35	110	3.14
Colorado	35	110	3.14
11. Washington State	33	86	2.61
12. Arizona	32	80	2.50

ASSISTS	G	Assts	Avg/G
1. Stanford	37	613	16.57
2. Oregon State	33	451	13.67
3. Arizona State	32	423	13.22
4. California	35	461	13.17
5. Arizona	32	421	13.16
6. Washington State	33	431	13.06
7. UCLA	30	369	12.30
8. USC	30	368	12.27
9. Utah	32	381	11.91
10. Oregon	31	369	11.90
11. Colorado	35	389	11.11
12. Washington	34	356	10.47

STEALS	G	Steals	Avg/G
1. Arizona State	32	336	10.50
2. Oregon	31	319	10.29
3. Washington State	33	328	9.94
4. Oregon State	33	309	9.36
5. UCLA	30	264	8.80
6. Arizona	32	264	8.25
7. California	35	284	8.11
8. Colorado	35	269	7.69
9. Stanford	37	245	6.62
10. USC	30	196	6.53
11. Washington	34	211	6.21
12. Utah	32	166	5.19

TURNOVER MARGIN	Team	Opp	Margin
1. Washington State	505	611	+3.21
2. Arizona State	525	584	+1.84
3. Stanford	465	515	+1.35
4. UCLA	497	533	+1.20
5. Oregon State	519	542	+0.70
6. Oregon	515	536	+0.68
7. USC	440	447	+0.23
8. California	575	565	-0.29
9. Arizona	531	503	-0.88
10. Colorado	595	531	-1.83
11. Washington	584	514	-2.06
12. Utah	450	380	-2.19

ASSIST/TURNOVER RATIO	A/Avg	T/Avg	Ratio
1. Stanford	613	465	1.32
2. Oregon State	451	519	0.87
3. Washington State	431	13.1	0.85
4. Utah	381	450	0.85
5. USC	368	440	0.84
6. Arizona State	423	525	0.81
7. California	461	575	0.80
8. Arizona	421	531	0.79
9. UCLA	369	497	0.74
10. Oregon	369	515	0.72
11. Colorado	389	595	0.65
12. Washington	356	584	0.61

TEAM

MOST POINTS

102	Oregon vs Cal Poly, 11/13
97	Stanford vs Old Dominion, 11/17
97	Stanford vs Tennessee, 12/20

MARGIN OF VICTORY

64 (96-32)	Oregon State vs Western Oregon, 11/11
50 (90-40)	Oregon State vs Southern Utah, 11/20

MOST REBOUNDS

67	Stanford at Fresno State, 12/4
63	California vs Oregon, 1/7

MOST FIELD GOALS MADE

38	Stanford at Fresno State, 12/14
38	Stanford vs CS Bakersfield, 12/22
38	Stanford vs Oregon, 1/5
38	Washington vs Cal Poly, 3/14

MOST FIELD GOAL ATTEMPTS

85	Oregon vs Nicholls State, 11/27
82	Washington State at Penn State, 11/11
82	USC vs Oregon, 1/19

HIGHEST FIELD GOAL PERCENTAGE

.596 (28-47)	Stanford vs UCLA, 2/12
.589 (33-56)	Utah vs Weber State, 12/1

MOST 3-POINT FG MADE

15	Arizona at Georgia Southern, 11/11
15	Colorado at Oklahoma State, 3/25

MOST 3-POINT FG ATTEMPTS

42	Stanford vs Oregon, 1/5
40	Oregon at Washington, 2/9

HIGHEST 3-PT PERCENTAGE

1.000 (1-1)	Stanford vs South Carolina, 3/24
.800 (4-5)	Washington vs Colorado, 1/5

MOST FREE THROWS MADE

29	Arizona vs Syracuse, 12/2
28	Oregon vs Colorado, 12/4

MOST FREE THROW ATTEMPTS

42	Arizona vs Syracuse, 12/2
39	USC vs UTSA, 11/30

HIGHEST FREE THROW PERCENTAGE

1.000 (13-13)	Stanford vs Seattle, 2/29
1.000 (13-13)	Arizona vs UCLA, 3/7
1.000 (11-11)	Washington State at Oregon State, 12/31
1.000 (10-10)	Arizona State vs Colorado, 1/19
1.000 (8-8)	Stanford vs CS Bakersfield, 12/22
1.000 (8-8)	Utah vs Colorado, 12/31
1.000 (8-8)	Arizona at Colorado, 2/9
1.000 (6-6)	USC at Utah, 1/28

MOST ASSISTS

30	Oregon State at CS Bakersfield, 12/13
29	Arizona vs Washington State, 2/16

MOST STEALS

26	Oregon at Nevada, 12/14
22	Oregon State vs Southern Utah, 11/20

MOST BLOCKED SHOTS

16	Arizona State vs Washington, 2/16
13	UCLA vs California, 12/29
13	Oregon State vs Arizona, 1/14

INDIVIDUAL

MOST POINTS

42	Ogwumike, Nnemkadi, STAN vs Tennessee, 12/20
39	Ogwumike, Nnemkadi, STAN vs South Carolina, 3/24

MOST REBOUNDS

24	Brandon, Jennifer, CAL vs Ohio State, 12/17
19	Johnson, Amanda, ORE vs Portland State, 11/20
19	Brandon, Jennifer, CAL vs Oregon, 1/7

MOST FIELD GOALS MADE

19	Ogwumike, Nnemkadi STAN vs Tennessee, 12/20
15	Ogwumike, Nnemkadi STAN vs Oregon, 1/5

MOST FIELD GOAL ATTEMPTS

29	Ogwumike, Nnemkadi STAN vs Oregon State, 1/7
27	Ogwumike, Nnemkadi STAN vs Tennessee, 12/20

HIGHEST FIELD GOAL PERCENTAGE

.909 (10-11)	Ogwumike, Chiney STAN vs Princeton, 12/17
.900 (9-10)	Jeffery, Chucky STAN vs Denver, 12/8

MOST 3 PT FG MADE

7	Butler, Erin, ARIZ at Oregon, 1/12
7	Davis, Jazmine, WASH vs Oregon, 3/7

MOST 3 PT FG ATTEMPTS

14	Corral, Ashley, USC vs Oregon State, 1/21
14	Kresl, Lexy, COLO at Oregon, 2/4

HIGHEST 3 PT PERCENTAGE

.857 (6-7)	Kresl, Lexy, COLO vs Oregon State, 3/3
.750 (6-8)	Whyte, Davellyn, ARIZ vs Wichita State, 11/18
.750 (6-8)	Samuelson, Bonnie, STAN at Fresno State, 12/4

MOST FREE THROWS MADE

13	Harberts, Cassie, USC vs California, 12/31
13	Marchbanks, Earlysia, OSU at Oregon, 2/25

MOST FREE THROW ATTEMPTS

17	Harberts, Cassie, USC vs UCLA, 2/19
16	Harberts, Cassie, USC vs California, 12/31
16	Jeffery, Chucky, COLO vs Utah, 3/7

HIGHEST FREE THROW PERCENTAGE

1.000 (10-10)	Ogwumike, Nnemkadi, STAN vs Arizona State, 3/9
1.000 (9-9)	Amojo, Ireti, WSU vs Louisville, 12/19
1.000 (9-9)	Earl, Alex, ASU at Colorado, 2/11
1.000 (8-8)	Kresl, Lexy, COLO vs Wisconsin, 11/26
1.000 (8-8)	Barnes, Erica, ARIZ at BYU-Hawaii, 12/3
1.000 (8-8)	Davis, Jazmine, WASH vs Southern, 12/20
1.000 (8-8)	Mann, Deja, ASU vs Utah, 1/21
1.000 (8-8)	Davis, Jazmine, WASH at UCLA, 2/2
1.000 (8-8)	Tinkle, Joslyn, STAN vs Colorado, 2/23
1.000 (8-8)	Bright, Patricia, OSU at Oregon, 2/25
1.000 (8-8)	Ogwumike, Chiney, STAN at California, 3/4

MOST ASSISTS

11	Arnold, Shanita, ARIZ at Arkansas-Pine Bluff, 12/18
11	Gilbreath, Briana, USC vs Oregon, 1/19
11	Orrange, Amber, STAN vs Hampton, 3/17

MOST STEALS

10	Boyd, Brittany, CAL at Arizona State, 2/4
8	Marchbanks, Earlysia, OSU at Colorado, 3/3

MOST BLOCKED SHOTS

9	Bright, Patricia, OSU at Pepperdine, 12/10
9	Bennett, Kali, ASU vs Washington, 2/16

SEE WHERE CHAMPIONS ARE MADE



NETWORKS

7 NETWORKS. 1 NATIONAL.
6 REGIONAL. TV EVERYWHERE.

More live sports, more national championships and more digital innovations to connect fans everywhere.

INDIVIDUAL RECORDS

MOST POINTS

Career: 2,629 Candice Wiggins, STAN, 2005-08
 Season: 809 Nnemkadi Ogumike, STAN, 2012
 Game: 50 Cherie Nelson, USC vs. California, 3/10/89
 Conf.: 50 Cherie Nelson, USC vs. California, 3/10/89

HIGHEST SCORING AVERAGE

Career: 23.1 Cherie Nelson, USC, 1987-89
 Season: 26.1 Cherie Nelson, USC, 1989

MOST FIELD GOALS

Career: 973 Lisa Leslie, USC, 1991-94
 Season: 307 Nnemkadi Ogumike, 2012
 Game: 19 Nnemkadi Ogumike, STAN vs. Tennessee, 12/20/11
 19 Jayne Appel, STAN vs. Iowa State, 3/30/09
 19 Melani Francis, ASU vs. New Mexico, 1/1/94
 19 Jennifer Bennett, CAL vs. Creighton, 3/20/87
 Conf.: 19 Natalie Williams, UCLA vs. California, 2/24/94

MOST FIELD GOALS ATTEMPTED

Career: 1934 Candice Wiggins, STAN, 2005-08
 Season: 617 Rehema Stephens, UCLA, 1991
 Game: 36 Monica Rasberry, OSU vs. Oregon, 12/10/88
 Conf.: 36 Monica Rasberry, OSU vs. Oregon, 12/10/88

HIGHEST FIELD GOAL PERCENTAGE

(min. 4 made per game)
 Career: .644 Kristin Folk, STAN, 1995, 1997-98 (250-388)
 Season: .645 Judie Lomax, OSU, 2007 (120-186)
 Game: 1.000 Lauri Landerholm, ORE vs. Washington State, 1/22/87 (11-11)
 Conf.: 1.000 Lauri Landerholm, ORE vs. Washington State, 1/22/87 (11-11)

MOST THREE-POINT FIELD GOALS

Career: 295 Candice Wiggins, STAN, 2005-08
 Season: 124 Taylor Lilley, ORE, 2010
 Game: 10 Talisa Rhea, OSU vs. Sacramento State, 11/16/08
 Conf.: 9 Taylor Lilley, ORE vs. USC, 1/30/10
 Lindsey Yamasaki, STAN vs. Washington, 2/24/01

MOST THREE-POINT FIELD GOAL ATTEMPTS

Career: 815 Ashley Corral, USC, 2009-12
 Season: 306 Taylor Lilley, ORE, 2010
 Game: 21 Jamie Craighead, ORE vs. Iowa, 3/17/11
 Conf.: 16 Brynna Cameron, USC vs. Washington State, 2/3/05
 16 Lindsey Yamasaki, STAN vs. Washington, 2/24/01

HIGHEST THREE-POINT FIELD GOAL PCT

(min. 1 made per game)
 Career: (44-89) .494 Rosalind Moore-Senior, ASU, 1987-89
 Season: (43-82) .524 Kristin Iwanaga, CAL, 2005
 Game: (7-7) 1.000 Jennifer Azzi, STAN vs. Eastern Michigan, 12/29/89
 (5-5) 1.000 Micaela Cocks, ORE vs. Long Beach State, 12/5/09
 (5-5) 1.000 Sarah Pool, CAL at San Jose State, 12/8/05
 (5-5) 1.000 Melanie Pearson, UCLA vs. North Carolina, 12/18/97
 (4-4) 1.000 Vanessa Nygaard, STAN vs. Sacramento State, 12/19/95
 Conf.: (6-6) 1.000 Kaela Chapelaine, ORE vs. UCLA, 2/23/08
 (5-5) 1.000 Lauren St. Clair, STAN vs. UCLA, 2/3/00
 (5-5) 1.000 Brook Coulter, CAL vs. UCLA, 2/4/01
 (5-5) 1.000 Kiki Williams, CAL vs. Oregon, 3/5/04

MOST FREE THROWS

Career: 608 Tanja Kostic, OSU, 1993-96
 Season: 203 Jenni Ruff, WSU, 1995-96
 Game: 23 Shaunda Greene, WASH vs. Northern Illinois, 11/30/91
 Conf.: 20 Judy Shannon, OSU vs. Washington, 1/20/91

MOST CONSECUTIVE FREE THROWS MADE

33 Erica Mashia, USC, 11/12/95-1/11/96

MOST FREE THROW ATTEMPTS

Career: 903 Tanja Kostic, OSU, 1993-96
 Season: 274 Tanja Kostic, OSU, 1995
 Game: 27 Shaunda Greene, WASH vs. N. Illinois, 11/30/91
 Conf.: 24 Judy Shannon, OSU vs. Washington, 1/20/90

HIGHEST FREE THROW PERCENTAGE

(min. 2 made per game)

Career: (235-264) .890 Kristin Iwanaga, CAL, 2002-2005
 Season: (85-91) .934 Kristin Iwanaga, CAL, 2005
 Game: (15-15) 1.000 Maylana Martin, UCLA vs. Kentucky, 3/15/99
 (15-15) 1.000 Brina Chaney, OSU vs. Oregon, 2/7/04
 (14-14) 1.000 Teresa Palmisano, CAL vs. St Mary's, 12/5/90
 (14-14) 1.000 Jessica Schutt, ORE vs. Washington, 2/19/95
 Conf.: (15-15) 1.000 Brina Chaney, OSU vs. Oregon, 2/7/04
 (14-14) 1.000 Jessica Schutt, ORE vs. Washington, 2/19/95

MOST REBOUNDS

Career: 1,266 Kayla Pedersen, Stanford, 2008-11
 Season: 376 Nnemkadi Ogumike, STAN, 2010
 Game: 25 Natalie Williams, UCLA vs. Arizona State, 2/20/94
 Conf.: 25 Natalie Williams, UCLA vs. Arizona State, 2/20/94

HIGHEST REBOUNDING AVERAGE

Career: 12.8 Natalie Williams, UCLA, 1991-94
 Season: 13.8 Natalie Williams, UCLA, 1992

MOST ASSISTS

Career: 757 Sonja Henning, STAN, 1988-91
 Season: 278 Brenda Pantoja, ARIZ, 1996
 Game: 20 Jade Hyett, WSU vs. California, 1/23/97
 Conf.: 20 Jade Hyett, WSU vs. California, 1/23/97

HIGHEST ASSIST AVERAGE

Career: 7.1 Ryneldi Becenti, ASU, 1991-93
 Season: 9.5 Brenda Pantoja, ARIZ, 1995-96

MOST BLOCKED SHOTS

Career: 402 Stefanie Kasperski, ORE, 1987-90
 Season: 119 Stefanie Kasperski, ORE, 1988
 Game: 13 Stefanie Kasperski, ORE vs. W. Kentucky, 12/29/87
 Conf.: 12 Stefanie Kasperski, ORE vs. California, 2/26/88

HIGHEST BLOCKED SHOTS AVERAGE


Career: 3.4 Stefanie Kasperski, ORE, 1987-90
 Season: 4.3 Stefanie Kasperski, ORE, 1988

MOST STEALS

Career: 372 Lisa Willis, UCLA, 2002-06
 Season: 123 Jade Hyett, WSU, 1997
 Game: 13 Sandra Van Embricq, UCLA vs. Arizona, 2/12/87
 Conf.: 13 Sandra Van Embricq, UCLA vs. Arizona, 2/12/87

HIGHEST STEALS AVERAGE

Career: 3.1 Lisa Willis, UCLA, 2002-06
 Season: 4.6 Jade Hyett, WSU, 1997



USC's Cherie Nelson holds the Pac-10 record for most points in a game, scoring 50 in 1989.

TRIPLE-DOUBLES

(Points-Rebounds-Assists, unless otherwise noted)

CHUCKY JEFFERY, COLORADO

at Oklahoma State, Mar. 25, 2012
 (12 points, 12 rebounds, 10 assists)

MARKEL WALKER, UCLA

vs. Washington State, Feb. 4, 2012
 (14 points, 15 rebounds, 10 assists)

NOELLE QUINN, UCLA

vs. California, Feb. 19, 2004
 (21 points, 10 rebounds, 10 assists)

NICOLE POWELL, STANFORD

vs. Tulane, Mar. 18, 2002
 (16 points, 10 rebounds, 10 assists)

vs. Weber State, Mar. 16, 2002
 (20 points, 11 rebounds, 10 assists)

vs. Washington, Feb. 14, 2002
 (21 points, 10 rebounds, 12 assists)

vs. Santa Clara, Dec. 2, 2001
 (29 points, 15 rebounds, 10 assists)

vs. Indiana, Nov. 16, 2001
 (11 points, 12 rebounds, 11 assists)

at Washington State, Feb. 22, 2001
 (10 points, 10 rebounds, 10 assists)

ERICA GOMEZ, UCLA

vs. USC, Feb. 24, 1996
 (18 points, 11 rebounds, 10 assists)

ELIZA SOKOLOWSKA, CALIFORNIA

vs. Arizona State, Feb. 9, 1995
 (13 points, 15 assists, 10 steals)

RYNELDI BECENTI, ARIZONA STATE

vs. Oregon, Jan. 25, 1992
 (15 points, 10 rebounds, 12 assists)

SONJA HENNING, STANFORD

vs. Cal State Fullerton, March 16, 1991
 (19 points, 10 rebounds, 10 assists)

ROBIN CONLEY, ARIZONA STATE

vs. Washington, Jan. 17, 1987
 (16 points, 10 rebounds, 15 assists)

JENNIFER AZZI, STANFORD

vs. Brigham Young, Jan. 15, 1987
 (14 points, 10 rebounds, 16 assists)

MOST POINTS

Season:	3,063	Stanford, 1990
Game:	122	Stanford vs. Long Beach State (49), Dec. 8, 1993
	122	Stanford vs. Cal State Fullerton (80), Dec. 10, 1994
Conf. Game:	119	Arizona vs. Oregon (112), Jan. 16, 2010
Both Teams, Gm:	231	Arizona (119) vs. Oregon (112), Jan. 16, 2010
Both Teams, Conf:	231	Arizona (119) vs. Oregon (112), Jan. 16, 2010
Losing Tm, Gm:	112	Oregon vs. Arizona (119), Jan. 16, 2010
Losing Tm, Conf:	112	Oregon vs. Arizona (119), Jan. 16, 2010

HIGHEST SCORING AVERAGE

Season:	92.8	Stanford, 1990
---------	------	----------------

LARGEST SCORING MARGIN

Season:	26.6	Stanford, 1990 (92.8 offense, 66.2 defense)
Game:	77	Stanford (112) vs. Washington (35), Jan. 8, 2009
Conf.:	77	Stanford (112) vs. Washington (35), Jan. 8, 2009

MOST FIELD GOALS

Season:	1160	Stanford, 1990 (33 games)
Game:	51	Stanford vs. Cal State Fullerton, Dec. 10, 1994
Conf.:	47	Stanford vs. Arizona, Feb. 24, 1990

MOST FIELD GOAL ATTEMPTS

Season:	2,323	Stanford, 2009 (38 games)
Game:	113	Oregon vs. Sacramento State, Nov. 28, 2010
Conf.:	97	USC vs. California, March 12, 1988

HIGHEST FIELD GOAL PERCENTAGE

Season:	.521	Stanford, 1998 (800-1,536)
Game:	.696	Oregon at DePaul, Dec. 22, 1999 (32-46)
Conf.:	.695	UCLA at Washington State, Feb. 25, 1999 (41-59)

MOST THREE-POINT FIELD GOALS

Season:	258	Stanford, 2002
Game:	16	Stanford vs. UCLA, Feb. 24, 2002
	16	Washington vs. Arizona, Feb. 8, 2001
	16	Stanford vs. Washington, Feb. 24, 2001
	16	Washington vs. St. Bonaventure, Nov. 29, 2002
Conf.:	16	Stanford vs. UCLA, Feb. 24, 2002
	16	Washington vs. Arizona, Feb. 8, 2001
	16	Stanford vs. Washington, Feb. 24, 2001

MOST THREE-POINT FIELD GOAL ATTEMPTS

Season:	799	Oregon, 2010
Game:	42	Stanford vs. Oregon, Jan. 5, 2012
Conf.:	42	Stanford vs. Oregon, Jan. 5, 2012

HIGHEST 3-POINT FIELD GOAL PERCENTAGE

Season:	.443	Oregon, 1989 (51-115)
Game (Min. 7 att.):	.833	Arizona State vs. Oregon, Feb. 10, 1989 (10-12)
Conf. (Min. 7 att.):	.833	Arizona State vs. Oregon, Feb. 10, 1989 (10-12)

MOST FREE THROWS

Season:	642	Stanford, 1997
	642	UCLA, 1999
Game:	51	Washington vs. Northern Illinois, Nov. 30, 1991
Conf.:	41	California vs. Arizona State, Feb. 20, 1990

MOST FREE THROW ATTEMPTS

Season:	905	UCLA, 1999
Game:	69	Washington vs. Northern Illinois, Nov. 30, 1991
Conf.:	54	California vs. Arizona State, Feb. 20, 1990

HIGHEST FREE THROW PERCENTAGE

Season:	.808	Stanford, 2004 (476-589)
Game (Min.10 att):	1.000	Arizona vs. Bowling Green, Dec. 28, 2000 (17-17)
	1.000	Washington State vs. Oregon, Jan. 20, 2001 (17-17)
	1.000	Arizona vs. Stanford, Jan. 15, 1994 (17-17)
	1.000	Oregon St. vs. Washington State, Feb. 14, 2004 (17-17)
Conf. (Min.10 att):	1.000	Washington State vs. Oregon, Jan. 20, 2001 (17-17)
	1.000	Arizona vs. Stanford, Jan. 15, 1994 (17-17)
	1.000	Oregon State vs. Washington State, Feb. 14, 2004 (17-17)

MOST REBOUNDS

Season:	1,663	Stanford, 2009
Game:	75	Oregon vs. Sacramento State, Nov. 28, 2010
Conf.:	68	Stanford at Oregon, Jan. 27, 2011

HIGHEST REBOUNDING AVERAGE

Season:	46.2	UCLA, 1992
	46.2	Oregon, 1987

LARGEST REBOUNDING MARGIN

Season:	13.2	Stanford, 2009 (43.8 offense, 30.5 defense)
Game:	41	Oregon State (74) vs. Hawaii (33), Dec. 20, 1993
Conf.:	36	Stanford (68) vs. Oregon (32), Jan. 27, 2011

MOST ASSISTS

Season:	758	Stanford, 1990
Game:	37	Arizona State vs. Marquette, Dec. 5, 1992
	37	Stanford vs. Arkansas, March 24, 1990
Conf.:	35	Stanford vs. California, Feb. 18, 1994

MOST BLOCKED SHOTS

Season:	196	Stanford, 2002
Game:	16	Arizona State vs. Washington, Feb. 16, 2012
	16	Oregon vs. Western Kentucky, Dec. 29, 1987
Conf.:	16	Arizona State vs. Washington, Feb. 16, 2012

MOST STEALS

Season:	435	UCLA, 1999
Game:	28	California vs. South Carolina State, Nov. 23, 2003
Conf.:	25	California vs. Arizona, Feb. 3, 1990
	25	UCLA vs. Washington St., Jan. 5, 2003

MOST PERSONAL FOULS

Season:	689	Oregon State, 1989
Game:	39	Stanford vs. Arizona, Feb. 28, 1998
Conf.:	39	Stanford vs. Arizona, Feb. 28, 1998

FEWEST PERSONAL FOULS

Season:	403	Oregon State, 2011
Game:	5	Oregon State at Utah, Mar. 1, 2012
	5	Stanford vs CS Bakersfield, Dec. 22, 2011
	5	Stanford vs. Rutgers, Nov. 14, 2010
Conf.:	7	USC at Oregon State, Feb. 10, 2011
	7	Oregon State vs. California, Jan. 27, 2011
	7	Oregon State at Arizona, Jan. 2, 2011

FEWEST POINTS ALLOWED

Season:	1632	Washington, 2011
Game:	23	Arizona State (75) vs. UC Irvine, Dec. 6, 2008
Conf.:	30	Arizona State (59) vs. Washington State, Feb. 21, 2008

LOWEST POINTS ALLOWED AVERAGE

Season:	53.2	Arizona State, 2012
---------	------	---------------------

LOWEST FIELD GOAL PERCENTAGE ALLOWED

Season:	.336	Stanford, 2011 (732-2180)
Game:	.154	Stanford vs. Pacific, Dec. 12, 2003

MOST CONSECUTIVE VICTORIES

All Games:	27	Stanford, Dec. 30, 2009-April 2, 2010
Conf.:	67	Stanford, Jan. 22, 2009-Present
Vs. Conf. teams	78	Stanford, Jan. 22, 2009-Present (includes postseason games)

MOST CHAMPIONSHIPS

NCAA:	2	Stanford (1990, 92)
	2	USC (1983, 84)
WNIT:	2	Oregon State (1980, 82)
	2	Oregon (1989, 2002)
	1	Arizona (1996)
	1	California (2010)
Conf:	21	Stanford (1989, 90*, 91, 92, 93, 95, 96, 97, 98, 01*, 02, 03, 04*, 05, 06, 07, 08, 09, 10, 11, 12)
	3	Washington (1988, 90*, 01*)
	2	USC (1987, 94)
	2	Oregon (1999*, 2000)
	*	- co-champions

WINS AND LOSSES

Highest Winning Pct:	.970	Stanford, 1990 (32-1)
Most Wins, Season:	36	Stanford, 2010
Most Wins, Conf. Season:	18	Stanford, 1989, '96, '97, 2002, '10, '11, '12
Most 20-Win Seasons:	22	Stanford (1988, 89, 90, 91, 92, 93, 94, 95, 96, 97, 98, 00, 02, 03, 04, 05, 06, 07, 08, 09, 10, 11, 12)
	9	Washington (1987, 88, 89, 90, 91, 94, 95, 01, 03)
Most Losses, Season:	27	Washington State, 2002
Most Losses, Conf. Season:	18	Washington State, 2002

MOST POINTS (600-POINT CLUB)

1. Nnemkadi Ogumike, STAN (2012)	809
2. Candice Wiggins, STAN (2008)	787
3. Kate Starbird, STAN (1997)	753
4. Candice Wiggins, STAN (2006)	740
5. Jennifer Bennett, CAL (1987)	736
6. Cherie Nelson, USC (1988)	714
7. Rehema Stephens, UCLA (1991)	709
8. Nnemkadi Ogumike, STAN (2010)	704
9. Jenni Ruff, WSU (1996)	685
10. Cherie Nelson, USC (1989)	678
11. Ashley Walker, CAL (2009)	672
12. Giuliana Mendiola, WASH (2004)	661
13. Lisa Leslie, USC (1994)	657
14. Adia Barnes, ARIZ (1998)	653
15. Tina Thompson, USC (1997)	653
16. Tanja Kostic, OSU (1996)	650
17. Stefanie Kasperski, ORE (1989)	650
18. Tanja Kostic, OSU (1995)	648
19. Trisha Stafford, CAL (1992)	647
20. Kate Starbird, STAN (1996)	643
21. Alexis Gray-Lawson, CAL (2010)	642
22. Felicia Ragland, OSU (2002)	638
23. Lisa Leslie, USC (1992)	632
24. Nicole Powell, STAN (2004)	627
25. Tina Thompson, USC (1996)	623
26. Jayne Appel, STAN (2009)	613
27. Candice Wiggins, STAN (2005)	612
28. Val Whiting, STAN (1992)	611
29. Cherie Nelson, USC (1987)	604
30. Taylor Lilley, ORE (2010)	601
31. Judy Shannon, OSU (1992)	600

SCORING AVG. G . . . PTS . AVG

1. Cherie Nelson, USC (1989)	26	678	26.1
2. Rehema Stephens, UCLA (1991)	28	709	25.3
3. Cherie Nelson, USC (1988)	30	714	23.8
4. Jennifer Bennett, CAL (1987)	31	736	23.7
5. Jenni Ruff, WSU (1996)	29	685	23.6
6. Natalie Williams, UCLA (1994)	24	561	23.4
7. Tanja Kostic, OSU (1996)	28	650	23.2
8. Tina Thompson, USC (1996)	27	623	23.1
9. Nnemkadi Ogumike, STAN (2012)	36	809	22.5
10. Tina Thompson, USC (1997)	29	653	22.5

REBOUNDS (300-REBOUND CLUB)

1. Nnemkadi Ogumike, STAN (2010)	376
2. Chiney Ogumike, STAN (2012)	374
3. Lisa Leslie, USC (1994)	369
4. Nnemkadi Ogumike, STAN (2012)	368
5. Kayla Pedersen, STAN (2010)	362
6. Ify Ibekwe, ARIZ (2010)	352
7. Jayne Appel, STAN (2009)	349
8. Cherie Nelson, USC (1987)	348
9. Gennifer Brandon, CAL (2012)	346
10. Nicole Powell, STAN (2004)	346
11. Kayla Pedersen, STAN (2008)	344
12. Jayne Appel, STAN (2008)	344
13. Shawntinice Polk, ARIZ (2004)	339
14. Ify Ibekwe, ARIZ (2009)	336
15. Shawntinice Polk, ARIZ (2003)	335
16. Nicole Powell, STAN (2002)	327
17. Cherie Nelson, USC (1988)	324
18. Jayne Appel, STAN (2010)	321
19. Natalie Williams, UCLA (1992)	318
20. Tina Thompson, USC (1994)	316
21. Ify Ibekwe, ARIZ (2011)	314
22. Natalie Williams, UCLA (1994)	314
23. Amber Hall, WASH (1998)	313
24. Natalie Williams, UCLA (1993)	310
25. Val Whiting, STAN (1991)	310
26. Tina Thompson, USC (1997)	306
27. Stephanie Kasperski, ORE (1989)	304

REBOUNDING AVG. G . . . REB . AVG

1. Natalie Williams, UCLA (1992)	23	318	13.8
2. Natalie Williams, UCLA (1993)	23	310	13.5
3. Natalie Williams, UCLA (1994)	24	314	13.1
4. Lisa Leslie, USC (1994)	30	369	12.3
5. Ingrid Dixon, CAL (1994)	24	288	12.0
6. Ify Ibekwe, ARIZ (2009)	29	336	11.6
7. Cherie Nelson, USC (1987)	30	348	11.6
8. Ify Ibekwe, ARIZ (2010)	31	352	11.4
9. Nicole Powell, STAN (2004)	31	346	11.2
10. Amber Hall, WASH (1998)	28	313	11.1

FIELD GOALS MADE

1. Nnemkadi Ogumike, STAN (2012)	307
2. Jennifer Bennett, CAL (1987)	280
3. Cherie Nelson, USC (1988)	275
4. Kate Starbird, STAN (1997)	275
5. Rehema Stephens, UCLA (1991)	273
6. Nnemkadi Ogumike, STAN (2010)	266
7. Ashley Walker, CAL (2009)	264
8. Stefanie Kasperski, ORE (1989)	264
9. Lisa Leslie, USC (1992)	262
10. Lisa Leslie, USC (1989)	259

FIELD GOALS ATTEMPTS

1. Rehema Stephens, UCLA (1991)	617
2. Candice Wiggins, STAN (2008)	602
3. Rehema Stephens, UCLA (1990)	596
4. Rehema Stephens, UCLA (1992)	594
5. Felicia Ragland, OSU (2002)	581
6. Nnemkadi Ogumike, STAN (2012)	561
7. Michelle Greco, UCLA (2001)	554
8. Cherie Nelson, USC (1988)	545
9. Kate Starbird, STAN (1997)	538
10. Judy Shannon, OSU (1992)	537

FIELD GOAL PCT.

(minimum 4 made per game) FG-FGA . PCT

1. Kristin Folk, STAN (1998)	123-177	69.5
2. Judie Lomax, OSU (2007)	120-186	64.5
3. Nnemkadi Ogumike, STAN (2009)	161-256	62.9
4. Tina Lelas, OSU (1995)	143-232	61.6
5. Kristen Kovesdy, ASU (2005)	168-274	61.3
6. Brooke Smith, STAN (2005)	199-326	61.0
7. Shawntinice Polk, ARIZ (2003)	218-358	60.9
8. Stefanie Kasperski, ORE (1993)	264-436	60.6
9. Jayne Appel, STAN (2009)	251-417	60.2
10. Debbie Sporcich, ORE (1993)	124-206	60.2

THREE-POINT FIELD GOALS MADE

1. Taylor Lilley, ORE (2010)	124
2. Jeanette Pohlen, STAN (2011)	96
3. Lisa Griffith, ARIZ (1997)	92
4. Krista Rappahahn, STAN (2006)	91
5. Candice Wiggins, STAN (2006)	90
6. Candice Wiggins, STAN (2008)	87
7. Ashley Corral, USC (2011)	85
8. Ashley Corral, USC (2010)	85
9. Jeanette Pohlen, STAN (2009)	83
10. Brenda Pantoja, ARIZ (1996)	82
11. Candice Wiggins (2007)	82

THREE-POINT FG ATTEMPTS

1. Taylor Lilley, ORE (2010)	306
2. Candice Wiggins, STAN (2008)	253
3. Ashley Corral, USC (2010)	238
4. Lisa Griffith, ARIZ (1997)	234
5. Jeanette Pohlen, STAN (2011)	230
6. Ashley Corral, USC (2011)	228
7. Jamie Redd, WASH (1998)	228
8. Jeanette Pohlen, STAN (2009)	222
9. Megan Franza, WASH (2001)	222
10. Brenda Pantoja, ARIZ (1996)	215

THREE-POINT FIELD GOAL PCT.

(minimum 1 made per game) FG-FGA . PCT

1. Kristin Iwanaga, CAL (2005)	43-82	52.4
2. Taylor Lilley, ORE (2007)	39-77	50.6
3. Jennifer Azzi, STAN (1989)	53-107	49.5
4. Susan Borchardt, STAN (2005)	26-55	47.3
5. Rosiland Moore-Senior, ASU (1989)	34-72	47.2
6. Michelle Eble, ORE (1989)	41-87	47.1
7. Chris Holten, CAL (1989)	46-98	46.9
8. Lisa Kotilainen, ASU (1995)	27-58	46.6
9. Lauren St. Clair, STAN (2000)	61-131	46.6
10. Joanna Smith, WSU (1998)	39-84	46.4
11. Katy Steding, STAN (1990)	71-153	46.4

FREE THROWS

1. Jenni Ruff, WSU (1996)	203
2. Nnemkadi Ogumike, STAN (2012)	191
3. Candice Wiggins, STAN (2008)	184
4. Trisha Stafford, CAL (1992)	180
5. Tanja Kostic, OSU (1996)	180
6. Cherie Nelson, USC (1989)	178
7. Jennifer Bennett, CAL (1987)	176
8. Tanja Kostic, OSU (1995)	176
9. Nnemkadi Ogumike, STAN (2010)	172
10. Tina Thompson, USC (1997)	168

FREE THROW ATTEMPTS

1. Tanja Kostic, OSU (1995)	274
2. Tanja Kostic, OSU (1996)	263
3. Jenni Ruff, WSU (1996)	261
4. Trisha Stafford, CAL (1992)	244
5. Cherie Nelson, USC (1989)	236
6. Rhonda Smith, WASH (1993)	231
7. Nnemkadi Ogumike, STAN (2012)	230
8. Nnemkadi Ogumike, STAN (2010)	226
9. Rhonda Smith, WASH (1995)	226
10. Jennifer Bennett, CAL (1987)	224
11. Candice Wiggins, STAN (2008)	224

FREE THROW PCT.

(minimum 2 made per game) FT-FTA . PCT

1. Kristin Iwanaga, CAL (2005)	85-91	93.4
2. Gabrielle Richards, ORE (2006)	60-66	90.9
3. Shaq. Williams, ORE (2002)	108-119	90.8
4. REIKO THOMAS, ARIZ (2010)	75-83	90.4
5. Andrea Constand, ARIZ (1996)	64-71	90.1
6. Mercedes Fox-Griffin, OSU (2009)	81-90	90.0
7. Jeanette Pohlen, STAN (2011)	75-84	89.3
8. Doreena Campbell, UCLA (2010)	76-86	88.4
9. Dymond Simon, ASU (2009)	90-102	88.2
10. Kelley Suminski, STAN (2002)	73-83	88.0

ASSISTS

1. Brenda Pantoja, ARIZ (1996)	278
2. Reshea Bristol, ARIZ (2001)	242
3. Sonja Henning, STAN (1991)	237
4. Erica Gomez, UCLA (1999)	227
5. Sonja Henning, STAN (1990)	221
6. Nicole Powell, STAN (2002)	220
7. Milena Flores, STAN (1999)	219
8. Anja Hellman, CAL (1987)	215
9. Corrie Mizusawa, USC (2005)	209
10. Jade Hyatt, WSU (1997)	205

STEALS

1. Jade Hyatt, WSU (1997)	123
2. Lisa Willis, UCLA (2006)	115
3. Nikki Thompson, ASU (1994)	104
4. Lisa Willis, UCLA (2005)	102
5. Lisa Willis, UCLA (2004)	100
6. Nicole Anderson, UCLA (1993)	100
7. Eliza Sokolowska, CAL (1995)	100
8. Detra Lockhart, UCLA (1994)	97
9. Reshea Bristol, ARIZ (2001)	96
10. Jennifer Azzi, STAN (1988)	96
11. Penny Bowden, WSU (1988)	96
12. Tammy Story, USC (1996)	96

BLOCKED SHOTS

1. Stefanie Kasperski, ORE (1988)	119
2. PATRICIA BRIGHT, OSU (2012)	115
3. Stefanie Kasperski, ORE (1989)	111
4. Lisa Leslie, USC (1993)	95
5. Lisa Leslie, USC (1994)	94
6. El Sara Greer, OSU (2011)	92
7. Stefanie Kasperski, ORE (1990)	92
8. Kali Bennett, ASU (2012)	91
9. Sissel Pierce, OSU (2000)	85
10. Jayne Appel, STAN (2008)	84

2012-13 Returnees in bold

SCORING	G.	PTS	AVG
1986-87	Jennifer Bennett, CAL	31	736...23.7
1987-88	Cherie Nelson, USC	30	714...23.8
1988-89	Cherie Nelson, USC	26	678...26.1
1989-90	Rehema Stephens, UCLA	29	583...20.1
1990-91	Rehema Stephens, UCLA	28	709...25.3
1991-92	Trisha Stafford, CAL	29	647...22.3
1992-93	Natalie Williams, UCLA	23	488...21.2
1993-94	Natalie Williams, UCLA	24	561...23.4
1994-95	Tanja Kostic, OSU	29	648...22.3
1995-96	Jenni Ruff, WSU	29	685...23.6
1996-97	Tina Thompson, USC	29	653...22.5
1997-98	Adia Barnes, ARIZ	30	653...21.8
1998-99	Maylana Martin, UCLA	31	565...18.2
1999-00	Shaquala Williams, ORE	31	549...17.7
2000-01	Michelle Greco, UCLA	27	537...19.9
2001-02	Felicia Ragland, OSU	32	638...19.9
2002-03	Michelle Greco, UCLA	27	537...18.9
2003-04	Giuliana Mendiola, WASH	31	661...21.3
2004-05	Dee-Dee Wheeler, ARIZ	32	584...17.6
2005-06	Candice Wiggins, STAN	34	740...21.8
2006-07	Casey Nash, OSU	28	560...20.0
2007-08	Candice Wiggins, STAN	39	787...20.2
2008-09	Ashley Walker, CAL	34	672...19.8
2009-10	Nnemkadi Ogwumike, STAN	38	704...18.5
2010-11	Nnemkadi Ogwumike, STAN	33	576...17.5
2011-12	Nnemkadi Ogwumike, STAN	36	809...22.5

REBOUNDING	G.	REB	AVG
1986-87	Cherie Nelson, USC	30	348...11.6
1987-88	Cherie Nelson, USC	30	324...10.8
1988-89	Fran Ciak, ASU	28	285...10.2
1989-90	S. VanEmbricq, UCLA	29	278...9.6
1990-91	Teresa Palmisano, CAL	28	284...10.1
1991-92	Natalie Williams, UCLA	23	318...13.8
1992-93	Natalie Williams, UCLA	23	310...13.5
1993-94	Natalie Williams, UCLA	24	314...13.1
1994-95	Tina Thompson, USC	28	294...10.5
1995-96	Tanja Kostic, OSU	28	303...10.8
1996-97	Amber Hall, WASH	22	244...11.1
1997-98	Amber Hall, WASH	28	313...11.2
1998-99	Amber Hall, WASH	27	282...10.4
1999-00	Maylana Martin, UCLA	29	252...8.7
2000-01	Nicole Powell, STAN	30	255...8.5
2001-02	Nicole Powell, STAN	35	327...9.3
2002-03	Shawntinice Polk, ARIZ	31	335...10.8
2003-04	Nicole Powell, STAN	31	346...11.2
2004-05	Kate Benz, WSU	28	254...9.1
2005-06	Kate Benz, WSU	28	255...9.1
2006-07	Ashley Walker, CAL	32	277...8.7
2007-08	Ashley Walker, CAL	34	317...9.3
2008-09	Ify Ibekwe, ARIZ	29	336...11.6
2009-10	Ify Ibekwe, ARIZ	31	352...11.4
2010-11	Ify Ibekwe, ARIZ	32	314...9.8
2011-12	MARKEL WALKER, UCLA	23	252...11.0

FIELD GOAL PCT.	FGM	FGA	PCT.
1986-87	Monica Lamb, USC	224	381...58.8
1987-88	Tammy Leikem, ARIZ	120	211...56.9
1988-89	Stefanie Kasperski, ORE	264	436...60.6
1989-90	Trisha Stevens, STAN	240	437...54.9
1990-91	Kim Conway, ARIZ	125	214...58.4
1991-92	Camille Thompson, WSU	153	260...58.8
1992-93	Debbie Sporchik, ORE	124	206...60.2
1993-94	Sara Wilson, ORE	144	243...59.3
1994-95	Tina Lelas, OSU	143	232...61.6
1995-96	Kisa Hughes, UCLA	158	274...57.7
1996-97	Maylana Martin, UCLA	171	306...55.9
1997-98	Marte Alexander, ARIZ	142	239...59.4
1998-99	Jenny Mowe, ORE	95	159...59.7
1999-00	Tatum Brown, ARIZ	154	251...59.0
2000-01	Jenny Mowe, ORE	100	168...59.5
2001-02	Bethany Donaphin, STAN	137	232...59.1
2002-03	Shawntinice Polk, ARIZ	218	358...60.9
2003-04	Shawntinice Polk, ARIZ	230	401...57.4
2004-05	Kristen Kovesdy, ASU	168	274...61.3
2005-06	Kristen Kovesdy, ASU	165	275...60.0
2006-07	Judie Lomax, OSU	120	186...64.5
2007-08	Jayne Appel, STAN	251	427...58.8
2008-09	Nnemkadi Ogwumike, STAN	161	256...62.9
2009-10	Nnemkadi Ogwumike, STAN	266	445...59.8
2010-11	Nnemkadi Ogwumike, STAN	231	394...58.6
2011-12	Regina Rogers, WASH	219	375...58.4

3-PT FIELD GOAL PCT.	3F	ATT	PCT.
1986-87
1987-88	Jennifer Azzi, STAN	70	162...43.2
1988-89	Jennifer Azzi, STAN	53	107...49.5
1989-90	Katy Steding, STAN	71	153...46.4
1990-91	Jennifer Bourn, ORE	49	111...44.1
1991-92	Jennifer Self, CAL	64	149...43.0
1992-93	Laura Moore, WASH	64	159...40.3
1993-94	Anette Mollerstrom, OSU	43	93...46.2
1994-95	Lisa Kotilainen, ASU	27	58...46.6
1995-96	Erica Mashia, USC	38	87...43.7
1996-97	Kate Starbird, STAN	74	174...42.5
1997-98	Joanna Smith, WSU	39	84...46.4
1998-99	Michelle Tom, ASU	29	69...42.0
1999-00	Lauren St. Clair, STAN	30	131...46.6
2000-01	Felicia Ragland, OSU	63	136...46.3
2001-02	Kelley Suminski, STAN	38	82...46.3
2002-03	Giuliana Mendiola, WASH	38	82...46.3
2003-04	Susan Borchardt, STAN	55	126...43.7
2004-05	Kristin Iwanaga, CAL	43	82...52.4
2005-06	Krista Rappahahn, STAN	91	208...43.8
2006-07	Taylor Lilley, ORE	39	77...50.6
2007-08	Alexis Gray-Lawson, CAL	56	140...40.0
2008-09	Briann January, ASU	65	145...44.8
2009-10	Victoria Kenyon, ORE	37	85...43.5
2010-11	Jackie Gemelos, USC	52	123...42.3
2011-12	Ashley Corral, USC	69	184...37.5

FREE THROW PCT.	FTM	FTA	PCT.
1986-87	Sherry Poole, ASU	84	100...84.0
1987-88	Jonni Gray, WSU	61	76...80.3
1988-89	Angie Miller, WSU	106	126...84.1
1989-90	Karen O'Connor, ASU	114	137...83.2
1990-91	Lise Zeilstra, STAN	149	175...85.1
1991-92	Julia Salzman, ASU	65	75...86.7
1992-93	Laura Moore, WASH	75	92...81.5
1993-94	Jessica Schutt, ORE	56	67...83.6
1994-95	Sally Crowe, ORE	102	118...86.4
1995-96	Andrea Constand, ARIZ	64	71...90.1
1996-97	Kate Starbird, STAN	129	157...82.2
1997-98	Sonja Curtis, ORE	101	121...83.5
1998-99	Milena Flores, STAN	83	104...79.8
1999-00	Milena Flores, STAN	71	81...87.7
2000-01	Michelle Greco, UCLA	77	89...86.5
2001-02	Shaquala Williams, ORE	108	119...90.8
2002-03	Nicole Powell, STAN	98	112...87.5
2003-04	Nicole Powell, STAN	161	188...85.6
2004-05	Kristin Iwanaga, CAL	85	91...93.4
2005-06	Gabrielle Richards, ORE	60	66...90.9
2006-07	Emily Westerberg, ASU	133	153...86.9
2007-08	Briann January, ASU	114	132...86.4
2008-09	Mercedes Fox-Griffin, OSU	81	90...90.0
2009-10	REIKO THOMAS, ARIZ	75	83...90.4
2010-11	Jeanette Pohlen, STAN	75	84...89.3
2011-12	Nnemkadi Ogwumike, STAN	191	230...83.0

STEALS	G.	ST	AVG
1986-87	Penny Bowden, WSU	28	88...3.1
1987-88	Penny Bowden, WSU	28	96...3.4
1988-89	Karen O'Connor, ASU	28	86...3.1
1989-90	Tammy Story, USC	27	91...3.4
1990-91	Tammy Story, USC	30	96...3.2
1991-92	Vanessa Selden, ORE	27	84...3.1
1992-93	Nicole Anderson, UCLA	27	100...3.7
1993-94	Nikki Thompson, ASU	25	104...4.2
1994-95	Eliza Sokolowska, CAL	27	100...3.7
1995-96	Jade Hyett, WSU	29	85...2.9
1996-97	Jade Hyett, WSU	27	123...4.6
1997-98	Stephanie Freeman, ASU	26	77...3.0
1998-99	Julia Gray, WASH	29	86...3.0
1999-00	Courtney Johnson, CAL	24	76...3.2
2000-01	Courtney Johnson, CAL	28	89...3.2
2001-02	Felicia Ragland, OSU	32	79...2.5
2002-03	Michelle Greco, UCLA	29	81...2.79
2003-04	Lisa Willis, UCLA	30	100...3.3
2004-05	Lisa Willis, UCLA	28	102...3.64
2005-06	Lisa Willis, UCLA	32	115...3.59
2006-07	Emily Florence, WASH	31	68...2.19
2007-08	Briann January, ASU	33	72...2.18
2008-09	Sami Whitcomb, WASH	30	68...2.27
2009-10	Kiki Moore, WSU	30	95...3.2
2010-11	ELIZA PIERRE, CAL	34	90...2.6
2011-12	Jazmine Perkins, WSU	33	87...2.64

BLOCKED SHOTS	G.	BS	AVG
1986-87	Monica Lamb, USC	30	82...2.7
1987-88	Stefanie Kasperski, ORE	28	119...4.3
1988-89	Stefanie Kasperski, ORE	32	111...3.5
1989-90	Stefanie Kasperski, ORE	29	92...3.2
1990-91	Lisa Leslie, USC	30	78...2.6
1991-92	Lisa Leslie, USC	31	94...3.0
1992-93	Lisa Leslie, USC	29	55...1.7
1993-94	Lisa Leslie, USC	30	94...3.1
1994-95	Renae Fegent, ORE	28	65...2.3
1995-96	Renae Fegent, ORE	29	74...2.6
1996-97	Michelle Campbell, USC	28	59...2.1
1997-98	Marte Alexander, ARIZ	29	53...1.8
1998-99	Jenny Mowe, ORE	31	63...2.0
1999-00	Sissel Pierce, OSU	29	85...2.9
2000-01	Denise Woods, USC	27	51...1.9
2001-02	Cori Enghusen, STAN	35	58...1.7
2002-03	Shawntinice Polk, ARIZ	31	80...2.58
2003-04	Shawntinice Polk, ARIZ	33	80...2.42
2004-05	Shawntinice Polk, ARIZ	30	62...2.07
2005-06	Ashley Walker, CAL	30	51...1.70
2006-07	Jayne Appel, STAN	33	61...1.85
2007-08	Jayne Appel, STAN	39	84...2.15
2008-09	Jayne Appel, STAN	38	70...1.84
2009-10	CARLY NOYES, WSU	30	57...1.9
2010-11	El Sara Greer, OSU	30	92...3.1
2011-12	PATRICIA BRIGHT, OSU	33	115...3.5

MOST POINTS (40-POINT CLUB)	
50	Cherie Nelson, USC vs. California, Mar. 10, 1989
49	Tina Thompson, USC vs. UCLA, Jan. 27, 1996
47	Alexis Gray-Lawson, CAL at OSU, Jan. 23, 2010
46	Jayne Appel, STAN vs. Iowa State, Mar. 30, 2009
46	Karon Howell, USC vs. Arizona, Feb. 18, 1989
45	Jennifer Bennett, CAL vs. Arizona, Jan. 26, 1987
44	Jennifer Bennett, CAL vs. Washington, Feb. 12, 1987
44	Cherie Nelson, USC vs. Oregon State, Mar. 3, 1989
44	Kate Starbird, STAN vs. USC, Jan. 13, 1996
44	Candice Wiggins, STAN vs. Texas-El Paso, Mar. 24, 2008
43	Natalie Williams, UCLA vs. California, Feb. 24, 1994
43	Tanja Kostic, OSU vs. Boise State, Dec. 16, 1995
43	Giuliana Mendiola, WASH vs. UCLA, Feb. 1, 2003
42	Nnemkadi Ogwumike, STAN vs. Tennessee, Dec. 20, 2012
42	Talisa Rhea, OSU vs. Sacramento State, Nov. 16, 2008
42	Dora Dome, UCLA vs. California, Feb. 5, 1987
42	Judy Shannon, OSU vs. Washington, Jan. 4, 1991
41	Melanie Francis, ASU vs. New Mexico, Jan. 1, 1994
41	Jenni Ruff, WSU vs. California, Feb. 24, 1996
41	Candice Wiggins, STAN vs. Maryland, Mar. 31, 2008
40	Shannon Howell, OSU vs. Washington, Jan. 17, 2004
40	Kate Starbird, STAN vs. USC, Jan. 12, 1997

MOST REBOUNDS (20-REBOUND CLUB)	
25	Natalie Williams, UCLA vs. Arizona State, Feb. 20, 1994
24	Gennifer Brandon, CAL vs. Ohio State, Dec. 17, 2011
23	Nnemkadi Ogwumike, STAN at Oregon, Jan. 23, 2010
23	Cherie Nelson, USC vs. Oregon State, Feb. 22, 1987
23	Lisa Leslie, USC vs. San Diego State, Dec. 4, 1990
23	Ingrid Dixon, CAL vs. Arizona State, Jan. 15, 1994
23	Natalie Williams, UCLA vs. USC, Feb. 4, 1994
23	Shavaki Jackson, CAL vs. Washington, Jan. 29, 2000
23	Ashley Walker, CAL vs. Fresno State, Nov. 10, 2007
22	Ify Ibekwe, ARIZ vs. Arizona State, Feb. 13, 2011
22	Ify Ibekwe, ARIZ at Iona, Nov. 14, 2009
22	Fran Ciak, ASU vs. Morgan State, Dec. 30, 1988
22	Natalie Williams, UCLA vs. Oregon, Mar. 14, 1992
22	Cathrine Kraayeveld, Oregon vs. Montana, Dec. 29, 2002
22	Amy Saneholtz, WSU vs. Arizona State, Mar. 2, 1995
22	Janae Hubbard, UCLA vs. Arizona, Mar. 6, 1999
21	Kate Benz, WSU vs. Idaho State, Nov. 26, 2005
21	Andrea Bills, ORE vs. Montana, Dec. 12, 2003
21	Nicole Powell, STAN vs. Oregon, Jan. 13, 2002
21	Amber Hall, WASH vs. Arizona State, Jan. 8, 1998
21	Natalie Williams, UCLA vs. Oregon, Jan. 13, 1993
21	Natalie Williams, UCLA vs. Michigan State, Dec. 29, 1992
20	Kayla Pedersen, STAN at San Francisco, Dec. 22, 2010
20	Jasmine Dixon, UCLA at Oregon, Feb. 27, 2010
20	Talia Caldwell, CAL vs. Oregon, Feb. 24, 2011
20	Ify Ibekwe, ARIZ vs. Arizona State, Feb. 21, 2009
20	Ify Ibekwe, ARIZ at Boise State, Dec. 29, 2008
20	Jayne Appel, STAN vs. Utah, Nov. 18, 2007
20	Andrea Bills, ORE at Santa Clara, Dec. 16, 2003
20	Ebony Hoffman, USC vs. UCLA, Feb. 8, 2003
20	Ebony Hoffman, USC vs. Washington State, Mar. 7, 2003
20	Shavaki Jackson, CAL vs. Arizona State, Mar. 9, 2000
20	Kisa Hughes, UCLA vs. Boise State, Dec. 3, 1994
20	Natalie Williams, UCLA vs. Oregon State, Jan. 16, 1993
20	Natalia Mattick, OSU vs. Portland, Dec. 1, 1990

2011-12 Returnees in Bold

ASSISTS	G	AST	AVG
1986-87	Anja Hellman, CAL	31	215.....6.9
1987-88	Paula Pyers, USC	30	181.....6.0
1988-89	Jennifer Azzi, STAN	31	203.....6.5
1989-90	Sonja Henning, STAN	33	221.....6.7
1990-91	Sonja Henning, STAN	32	237.....7.4
1991-92	Ryneldi Becenti, ASU	29	201.....6.9
1992-93	Ryneldi Becenti, ASU	27	195.....7.2
1993-94	Boky Vidic, OSU	21	176.....8.4
1994-95	Boky Vidic, OSU	29	203.....7.0
1995-96	Brenda Pantoja, ARIZ	30	278.....9.3
1996-97	Jade Hyett, WSU	27	205.....7.6
1997-98	Milena Flores, STAN	27	165.....6.1
1998-99	Milena Flores, STAN	30	219.....7.3
1999-00	Milena Flores, STAN	30	178.....5.9
2000-01	Reshea Bristol, ARIZ	32	242.....7.6
2001-02	Nicole Powell, STAN	35	220.....6.3
2002-03	Giuliana Mendiola, WASH	30	162.....5.4
2003-04	Corrie Mizusawa, ORE	29	180.....6.2
2004-05	Corrie Mizusawa, ORE	30	209.....6.97
2005-06	Nikki Blue, UCLA	32	189.....5.91
2006-07	Mercedes Fox-Griffin, OSU	28	180.....6.43
2007-08	Ashley Whisonant, ARIZ	29	141.....4.86
2008-09	Briann January, ASU	35	167.....4.77
2009-10	Ashley Corral, USC	31	154.....5.0
2010-11	Sarah Morton, WASH	24	118.....4.9
2011-12	Janita Badon, UTAH	26	143.....5.5



USC's Lisa Leslie is one of the most decorated players in Pac-12 women's basketball history.



Ranked in the top-10 in the Pac-12 history books in scoring, former Wildcat Adia Barnes is now an assistant at UW.

SCORING	G	PTS	AVG
1986-87	USC	30	2484.....82.8
1987-88	USC	30	2432.....81.1
1988-89	Stanford	31	2724.....87.9
1989-90	Stanford	33	3036.....92.8
1990-91	Stanford	32	2732.....85.4
1991-92	Stanford	33	2825.....85.6
1992-93	Stanford	32	2527.....79.0
1993-94	Stanford	31	2592.....83.6
1994-95	Stanford	33	2788.....84.5
1995-96	Stanford	32	2485.....77.7
1996-97	Stanford	36	3033.....84.3
1997-98	Stanford	27	2314.....85.7
1998-99	UCLA	34	2896.....85.2
1999-00	Arizona	32	2484.....77.6
2000-01	Arizona	32	2521.....78.8
2001-02	Stanford	35	2809.....80.3
2002-03	Washington	30	2267.....75.6
2003-04	Arizona	33	2386.....72.3
2004-05	Stanford	35	2724.....77.8
2005-06	Stanford	34	2671.....78.6
2006-07	Arizona State	36	2606.....72.4
2007-08	Stanford	39	2928.....75.1
2008-09	Stanford	38	2839.....76.1
2009-10	Oregon	34	2767.....81.4
2010-11	Stanford	36	2856.....79.3
2011-12	Stanford	32	2811.....76.0

SCORING MARGIN	OWN	OPP	DIFF
1986-87	Washington	76.7	64.1.....12.6
1987-88	Washington	77.5	62.6.....14.9
1988-89	Stanford	87.9	68.3.....19.5
1989-90	Stanford	92.8	66.2.....23.0
1990-91	Stanford	85.4	70.7.....14.7
1991-92	Stanford	85.6	70.1.....15.5
1992-93	Stanford	79.0	63.3.....15.6
1993-94	Stanford	83.6	65.7.....17.9
1994-95	Stanford	84.5	60.8.....23.7
1995-96	Stanford	77.7	60.0.....17.7
1996-97	Stanford	84.3	61.1.....23.1
1997-98	Stanford	85.7	70.9.....14.9
1998-99	UCLA	85.2	72.9.....12.3
1999-00	Arizona	77.6	67.7.....9.9
2000-01	Arizona	78.8	69.7.....9.1
2001-02	Stanford	80.3	61.4.....18.9
2002-03	Stanford	70.7	58.9.....11.8
2003-04	Stanford	70.4	58.4.....11.9
2004-05	Stanford	77.8	56.0.....21.9
2005-06	Stanford	78.6	62.9.....15.7
2006-07	Stanford	71.3	57.1.....14.2
2007-08	Stanford	75.1	56.4.....18.7
2008-09	Stanford	76.1	55.8.....20.3
2009-10	Stanford	76.1	53.9.....22.2
2010-11	Stanford	79.3	55.5.....23.9
2011-12	Stanford	76.0	55.3.....20.7

REBOUNDING	G	REB	AVG
1986-87	Oregon	30	1387.....46.2
1987-88	UCLA	30	1306.....43.5
1988-89	Arizona State	28	1234.....44.1
1989-90	USC	27	1183.....43.8
1990-91	Arizona State	28	1337.....47.8
1991-92	UCLA	31	1432.....46.2
1992-93	Stanford	32	1410.....44.1
1993-94	USC	30	1377.....45.9
1994-95	Stanford	33	1412.....42.8
1995-96	Oregon State	28	1167.....41.7
1996-97	Washington	28	1259.....45.0
1997-98	Washington	28	1244.....44.4
1998-99	Washington	29	1290.....44.5
1999-00	UCLA	29	1209.....41.7
2000-01	Washington	32	1351.....42.2
2001-02	Stanford	35	1517.....43.3
2002-03	Arizona	31	1234.....39.8
2003-04	Arizona	33	1265.....38.3
2004-05	USC	31	1251.....40.4
2005-06	Stanford	34	1395.....41.0
2006-07	Stanford	34	1454.....42.8
2007-08	UCLA	31	1309.....42.2
2008-09	Stanford	38	1663.....43.8
2009-10	Stanford	38	1719.....45.2
2010-11	Stanford	36	1565.....43.5
2011-12	California	35	1592.....45.5

REBOUNDING MARGIN	OWN	OPP	DIFF
1986-87	Washington	42.4	34.5.....7.9
1987-88	UCLA	43.5	36.0.....7.5
1988-89	Oregon	42.7	37.3.....5.4
1989-90	Stanford	43.2	35.5.....7.6
1990-91	Oregon State	44.5	38.9.....5.6
1991-92	Stanford	43.0	38.6.....4.4
1992-93	USC	40.5	35.2.....5.3
1993-94	USC	45.9	40.6.....5.3
1994-95	Stanford	42.8	33.6.....9.2
1995-96	Stanford	41.1	35.3.....5.8
1996-97	Stanford	43.7	35.6.....8.1
1997-98	Stanford	39.3	30.8.....8.6
1998-99	UCLA	43.3	38.3.....5.0
1999-00	Oregon State	39.7	34.0.....5.7
2000-01	Oregon State	38.0	34.4.....3.6
2001-02	Stanford	43.3	35.0.....8.3
2002-03	Stanford	39.2	31.2.....8.0
2003-04	Arizona	38.3	33.5.....4.8
2004-05	Stanford	39.5	33.2.....6.2
2005-06	Arizona State	37.8	31.3.....6.4
2006-07	Stanford	42.8	35.4.....7.4
2007-08	California	40.9	33.1.....7.7
2008-09	Stanford	43.8	30.5.....13.2
2009-10	Stanford	45.2	33.5.....11.8
2010-11	Stanford	43.5	31.9.....11.6
2011-12	California	45.5	32.9.....+12.6

FIELD GOAL PCT	FGM	FGA	PCT
1986-87	USC	1006	2035.....49.4
1987-88	Oregon	765	1651.....46.3
1988-89	Stanford	1027	2092.....49.1
1989-90	Stanford	1160	2317.....50.1
1990-91	Washington	835	1764.....47.3
1991-92	Stanford	1021	2114.....48.3
1992-93	California	837	1815.....46.1
1993-94	Oregon State	837	1752.....47.8
1994-95	Oregon State	867	1779.....48.7
1995-96	Arizona	862	1762.....48.9
1996-97	Stanford	1093	2317.....47.2
1997-98	Stanford	800	1536.....52.1
1998-99	UCLA	1081	2272.....47.6
1999-00	Stanford	798	1221.....46.4
2000-01	Arizona	914	1946.....47.0
2001-02	Stanford	1027	2151.....47.7
2002-03	Arizona	883	1888.....46.8
2003-04	Arizona	919	2002.....45.9
2004-05	Stanford	994	2063.....48.2
2005-06	Stanford	999	2137.....46.7
2006-07	Arizona State	454	2052.....46.5
2007-08	Stanford	1096	2395.....45.8
2008-09	Stanford	1098	2323.....47.3
2009-10	Stanford	1066	2302.....46.3
2010-11	Stanford	1062	2160.....49.2
2011-12	Stanford	1049	2298.....45.6

3-PT FIELD GOAL PCT	FGM	FGA	PCT
1986-87	USC	24	58.....41.4
1987-88	Arizona State	51	115.....44.3
1988-89	Oregon	177	420.....42.1
1989-90	Stanford	80	192.....41.7
1990-91	Washington	134	346.....38.7
1991-92	California	155	429.....36.1
1992-93	Oregon	72	185.....38.9
1993-94	Oregon State	144	423.....34.0
1994-95	Washington State	155	406.....38.2
1995-96	Arizona	205	544.....37.7
1996-97	Stanford	151	381.....39.6
1997-98	Stanford	200	568.....35.2
1998-99	Washington State	213	522.....40.8
1999-00	Stanford	188	504.....37.3
2000-01	Stanford	258	657.....39.3
2001-02	Stanford	246	676.....36.4
2002-03	Washington	256	679.....37.7
2003-04	Stanford	221	581.....38.0
2004-05	Stanford	241	609.....39.6
2005-06	Stanford	176	466.....37.8
2006-07	Arizona State	155	447.....34.7
2007-08	California	180	458.....39.3
2008-09	Arizona State	284	799.....33.5
2009-10	Oregon	225	623.....36.1
2010-11	Stanford	203	577.....39.4
2011-12	Arizona		

FREE THROW PCT.	FTM	FTA	PCT	
1986-87	California	592	799	74.1
1987-88	Stanford	451	608	74.2
1988-89	Washington State	485	671	72.3
1989-90	Stanford	566	741	76.4
1990-91	Stanford	593	810	73.2
1991-92	Stanford	633	861	73.5
1992-93	Stanford	462	654	70.6
1993-94	Stanford	499	677	73.7
1994-95	Oregon	479	665	72.0
1995-96	Stanford	521	726	71.8
1996-97	Stanford	642	887	72.4
1997-98	Stanford	563	783	71.9
1998-99	Arizona	520	721	72.1
1999-00	Washington State	337	453	74.4
2000-01	Stanford	413	573	72.1
2001-02	Arizona	445	601	74.0
2002-03	Stanford	472	611	77.3
2003-04	Stanford	476	589	80.8
2004-05	Stanford	515	685	75.2
2005-06	Oregon	344	459	74.9
2006-07	Arizona State	571	768	75.1
2007-08	Stanford	509	704	72.3
2008-09	Oregon State	462	621	74.4
2009-10	Stanford	522	710	73.5
2010-11	Stanford	507	683	74.2
2011-12	Stanford	521	684	76.2

ASSISTS	G	AST	AVG	
1986-87	California	31	619	20.0
1987-88	Stanford	32	577	18.0
1988-89	Stanford	31	656	21.2
1989-90	Stanford	33	758	23.0
1990-91	Stanford	32	646	20.2
1991-92	Stanford	33	613	18.6
1992-93	Stanford	32	599	18.7
1993-94	Stanford	31	614	19.8
1994-95	Stanford	33	682	20.7
1995-96	Arizona	30	581	19.4
1996-97	Stanford	36	666	18.5
1997-98	Stanford	27	496	18.4
1998-99	UCLA	34	565	16.6
1999-00	Arizona	32	574	17.9
2000-01	Arizona	32	531	16.6
2001-02	Stanford	35	672	19.2
2002-03	Washington	30	549	18.3
2003-04	Arizona State	29	475	16.4
2004-05	Arizona State	34	579	17.0
2005-06	Arizona State	32	588	18.4
2006-07	Arizona State	36	652	18.1
2007-08	Stanford	39	674	17.2
2008-09	Stanford	38	716	18.8
2009-10	Stanford	38	666	17.5
2010-11	Stanford	36	635	17.64
2011-12	Stanford	37	613	16.57

STEALS	G	ST	AVG	
1986-87	Oregon State	28	339	12.1
1987-88	Washington	30	366	12.2
1988-89	Stanford	31	333	10.7
1989-90	UCLA	29	311	10.7
1990-91	Oregon State	28	350	12.5
1991-92	Arizona State	29	420	14.5
1992-93	Arizona State	27	372	13.8
1993-94	Arizona State	25	338	13.5
1994-95	California	27	336	12.4
1995-96	UCLA	27	343	12.7
1996-97	Arizona	31	399	12.9
1997-98	UCLA	29	341	11.8
1998-99	UCLA	34	435	12.8
1999-00	UCLA	29	321	11.1
2000-01	UCLA	29	324	11.2
2001-02	USC	30	303	10.1
2002-03	UCLA	29	383	13.2
2003-04	UCLA	30	369	12.3
2004-05	UCLA	28	333	11.9
2005-06	UCLA	32	334	10.4
2006-07	Washington	31	303	9.7
2007-08	UCLA	31	317	10.2
2008-09	UCLA	31	333	10.7
2009-10	UCLA	34	362	10.6
2010-11	UCLA	33	420	12.7
2011-12	Arizona State	32	336	10.5

MOST POINTS - TEAM

122	Stanford vs. Cal State Fullerton, Dec. 10, 1994
122	Stanford vs. Long Beach State, Dec. 8, 1993
119	Arizona vs. Oregon, Jan. 16, 2010
119	Stanford vs. Wisconsin, Nov. 25, 1988
119	Arizona State vs. Marquette, Dec. 5, 1992
118	Arizona State vs. Long Island University, Dec. 20, 1997
117	Oregon at Cal State Fullerton, Nov. 27, 2009
116	Stanford vs. Arizona, Feb. 23, 1991
115	UCLA vs. Arizona, Jan. 13, 1991
115	California vs. USC, Mar. 10, 1989
114	Stanford vs. Arkansas, Mar. 24, 1990
114	Oregon vs. New Mexico State, Dec. 7, 1990
113	Stanford vs. Arizona State, Jan. 13, 1994
113	Stanford vs. California, Feb. 1, 1991
113	Stanford vs. Ohio, Nov. 25, 1989
113	Stanford vs. Arizona, Feb. 24, 1990
112	Oregon at Arizona, Jan. 16, 2010
112	Stanford vs. Washington, Jan. 8, 2009
112	Stanford vs. California, March 2, 1990
112	UCLA vs. Arizona, Feb. 7, 1991
112	Arizona vs. CS Northridge, Dec. 13, 1991
112	Stanford vs. Oral Roberts, Dec. 19, 1991

MOST REBOUNDS - TEAM

75	Oregon vs. Sacramento State, Nov. 28, 2010
74	Oregon State vs. Hawai'i, Dec. 20, 1993
73	Arizona State vs. Cleveland State, Dec. 7, 1990
70	Washington vs. Northern Illinois, Nov. 30, 1991
68	Stanford vs. Oregon, Jan. 27, 2011
68	Arizona vs. Cal State-Fullerton, Dec. 8, 1995
67	Stanford at Fresno State, Dec. 4, 2011
66	UCLA vs. Loyola Marymount, Jan. 20, 1987
65	UCLA vs. UC Irvine, Nov. 30, 2005
64	Washington vs. USC, Feb. 9, 2006
64	UCLA vs. UC Santa Barbara, Nov. 27, 1993
64	USC vs. UCLA, Feb. 4, 1994
64	Washington vs. Idaho State, Dec. 4, 1987
64	Arizona State vs. Morgan State, Dec. 30, 1988
64	California vs. Washington, Jan. 29, 2000
63	California vs. Oregon, Jan. 7, 2012
63	Arizona vs. Washington State, Feb. 11, 1993
63	Washington vs. Vanderbilt, Mar. 15, 1997
62	Stanford vs. USC, Jan. 29, 2009
62	USC vs. Marquette, Nov. 26, 1994
62	UCLA vs. Arizona, Jan. 13, 1990
62	California vs. St. Mary's, Nov. 28, 1989
62	Washington State vs. Arizona, Jan. 16, 1993
62	USC vs. Marquette, Nov. 26, 1994
62	Stanford vs. Princeton, Nov. 29, 2003
62	California vs. Saint Mary's, Nov. 30, 2007

BLOCKED SHOTS


	G	BS	AVG	
1986-87	Oregon	30	164	5.5
1987-88	Oregon	28	161	5.8
1988-89	Oregon	32	148	4.6
1989-90	Oregon	29	130	4.5
1990-91	Oregon State	28	120	4.3
1991-92	Stanford	33	112	3.4
1992-93	USC	29	141	4.9
1993-94	USC	30	172	5.7
1994-95	USC	28	116	4.1
1995-96	Oregon	29	105	3.6
1996-97	USC	29	132	4.6
1997-98	Oregon State	27	87	3.2
1998-99	Stanford	30	137	4.6
1999-00	Oregon State	30	147	4.9
2000-01	Stanford	30	176	5.9
2001-02	Stanford	35	196	5.6
2002-03	Oregon State	30	117	3.9
2003-04	Oregon State	32	127	3.9
2004-05	Arizona	32	131	4.1
2005-06	Stanford	34	146	4.3
2006-07	Stanford	34	189	5.5
2007-08	Stanford	39	187	4.8
2008-09	Stanford	38	177	4.7
2009-10	Oregon	34	149	4.4
2010-11	Oregon State	30	143	4.77
2011-12	Arizona State	32	187	5.84

SCORING DEFENSE

	G	PTS	AVG	
1986-87	Washington	30	1924	64.1
1987-88	Washington	30	1879	62.6
1988-89	Washington	33	2181	66.1
1989-90	Washington	31	1865	60.2
1990-91	Washington	29	1808	62.3
1991-92	USC	31	1963	63.3
1992-93	USC	29	1731	59.7
1993-94	Washington	29	1848	63.7
1994-95	Stanford	33	2007	60.8
1995-96	Oregon	29	1732	59.7
1996-97	Oregon	29	1726	59.5
1997-98	Arizona	30	1995	66.5
1998-99	Oregon	31	1836	59.2
1999-00	Oregon State	30	1831	61.0
2000-01	Arizona State	31	1908	61.5
2001-02	Arizona State	34	2008	59.1
2002-03	Stanford	32	1886	58.9
2003-04	Stanford	34	1986	58.4
2004-05	Arizona State	34	1860	54.7
2005-06	Oregon	29	1705	58.8
2006-07	Stanford	34	1943	57.1
2007-08	California	34	1845	54.3
2008-09	California	34	1864	54.8
2009-10	Stanford	38	2049	53.9
2010-11	UCLA	33	1826	55.3
2011-12	Arizona State	32	1704	53.2

FG PCT. DEFENSE

	FGM	FGA	PCT	
1986-87	Oregon	851	2115	40.2
1987-88	Oregon	731	1974	37.0
1988-89	Oregon	902	2262	39.9
1989-90	Stanford	832	2029	41.0
1990-91	USC	742	1929	38.5
1991-92	Stanford	901	2221	40.6
1992-93	USC	635	1696	37.4
1993-94	USC	750	2015	37.2
1994-95	Stanford	706	1814	38.9
1995-96	Arizona	718	1870	38.4
1996-97	Stanford	806	2168	37.2
1997-98	Arizona	729	1767	41.3
1998-99	Oregon	654	1797	36.4
1999-00	Oregon State	625	1606	38.9
2000-01	Oregon	648	1645	39.4
2001-02	Stanford	756	2183	34.6
2002-03	Arizona	698	1848	37.8
2003-04	Stanford	476	589	80.8
2004-05	Stanford	715	2035	35.1
2005-06	Oregon	613	1696	36.1
2006-07	Stanford	702	2027	34.6
2007-08	California	692	1970	35.1
2008-09	Stanford	761	2163	35.2
2009-10	Stanford	798	2351	33.9
2010-11	Stanford	732	2180	33.6
2011-12	Stanford	756	2228	33.9



Oregon State's Tanja Kostic is fourth in the Pac-12 career scoring records and 13th in rebounding.

ALL-TIME PAC-12 HEAD COACHES

Since 1981-82

ARIZONA

	NO. OF YEARS	ALL GAMES			PAC-12 GAMES		
		W	L	PCT	W	L	PCT
Judy LeWinter	4 (1982-85)	35	79	.307			
Wendy Larry	2 (1986-87)	30	27	.526	4	14	.222
June Olkowski	4 (1988-91)	34	82	.293	14	58	.194
Joan Bonvicini	17 (1992-08)	287	223	.563	152	153	.498
Niya Butts	5 (2009-pres.)	62	65	.488	23	49	.319

ARIZONA STATE

Juliene Simpson	6 (1982-87)	101	68	.598	4	14	.222
Maura McHugh	6 (1988-93)	84	84	.500	39	69	.361
Jacqueline Hullah	3 (1994-96)	20	60	.250	8	46	.148
Charli Turner Thorne	15 (1997-pres.)	289	179	.618	155	115	.574
Joseph Anders	1 (2012)	20	12	.625	10	8	.556

CALIFORNIA

Gooch Foster	15 (1982-96)	239	196	.549	77	108	.400
Marianne Stanley	4 (1997-00)	35	75	.318	16	56	.222
Caren Horstmeyer	5 (2001-05)	52	91	.364	23	67	.256
Joanne Boyle	6 (2006-11)	137	64	.682	70	38	.648
Lindsay Gottlieb	1 (2012-pres.)	25	10	.714	13	5	.722

COLORADO

Sox Walseth	2 (1982-83)	49	16	.754			
Ceal Barry	22 (1984-05)	427	242	.638			
Kathy McConnell-Miller	5 (2006-10)	65	88	.425			
Linda Lappe	2 (2010-pres.)	39	30	.565	6	12	.333

OREGON

Elwin Heiny	12 (1982-93)	208	135	.606	58	68	.460
Jody Runge	8 (1994-01)	160	73	.687	100	44	.694
Bev Smith	8 (2002-2009)	123	121	.504	61	83	.424
Paul Westhead	3 (2010-pres.)	46	49	.484	18	36	.333

OREGON STATE

Aki Hill	14 (1982-95)	214	185	.536	63	99	.389
Judy Spoelstra	10 (1996-05)	133	158	.457	67	113	.372
LaVonda Wagner	5 (2006-10)	68	85	.444	26	64	.289
Scott Rueck	2 (2011-pres.)	29	34	.460	11	25	.306

STANFORD

Dotty McCrea	4 (1982-85)	52	66	.441			
Marianne Stanley	1 (1996)	29	3	.906	18	0	1.000
Amy Tucker	1 (1996)	29	3	.906	18	0	1.000
Tara VanDerveer	27 (1987-95,97-pres.)	709	149	.826	392	58	.871

^ - Stanley and Tucker were acting co-head coaches during the 1995-96 campaign while VanDerveer was on sabbatical coaching the U.S. National Team/Olympic Team.

UCLA

Billie Moore	12 (1982-93)	198	149	.571	73	53	.579
Kathy Olivier	15 (1994-08)	232	208	.527	142	128	.526
Nikki Caldwell	3 (2009-11)	72	26	.735	40	14	.741
Cori Close	1 (2012-pres.)	14	16	.467	9	9	.500

USC

Linda Sharp	8 (1982-89)	191	56	.773	38	15	.717
Marianne Stanley	4 (1990-93)	71	46	.607	45	27	.625
Cheryl Miller	2 (1994-95)	44	14	.759	26	10	.722
Fred Williams	2 (1996-97)	33	23	.589	21	15	.583
Chris Gobrecht	7 (1998-04)	93	108	.463	58	68	.460
Mark Trakh	5 (2005-09)	90	64	.584	52	38	.578
Michael Cooper	3 (2010-pres.)	61	37	.622	34	20	.630

UTAH

Fern Gardner	2 (1982-83)	40	18	.690			
Elaine Elliott	27 (1983-10)	582	234	.713			
Anthony Levrets	2 (2011-pres.)	34	33	.507	8	10	.444

WASHINGTON

Sue Kruszewski	2 (1982-83)	31	22	.585			
Joyce Sake	2 (1984-85)	43	10	.811			
Chris Gobrecht	11 (1986-96)	243	89	.732	132	48	.733
June Daugherty	11 (1997-07)	191	139	.579	113	85	.571
Tia Jackson	4 (2008-11)	45	75	.375	24	48	.333
Kevin McGuff	1 (2011-pres.)	20	14	.588	8	10	.444

WASHINGTON STATE

Sue Durrant	1 (1982)	15	14	.517			
Harold Rhodes	17 (1983-99)	194	271	.417	76	158	.325
Jenny Przekwas	3 (2000-02)	17	68	.200	7	47	.130
Sherri Murrell	5 (2003-07)	27	114	.191	8	82	.089
June Daugherty	5 (2008-pres.)	45	109	.292	20	70	.222

VICTORIES, ALL GAMES

(as a Pac-12 head coach)

	WINS
Tara VanDerveer, STAN	696
Chris Gobrecht, USC/WASH	312
Charli Turner Thorne, ASU	289
Joan Bonvicini, ARIZ	287
June Daugherty, WASH/WSU	236
Kathy Olivier, UCLA	232
Harold Rhodes, WSU	162
Jody Runge, ORE	160
Gooch Foster, CAL	144
Joanne Boyle, CAL	137
Marianne Stanley, CAL/USC/STAN	135
Judy Spoelstra, OSU	133
Aki Hill, OSU	123
Bev Smith, ORE	123
Billie Moore, UCLA	115

WIN PCT., ALL-GAMES

(as a Pac-12 head coach)

	PCT.	W-L
Amy Tucker, STAN ^	.906	29-3
Tara VanDerveer, STAN	.83.9	696-134
Cheryl Miller, USC	.75.9	44-14
Nikki Caldwell, UCLA	.73.5	72-26
Lindsay Gottlieb, CAL	.71.4	25-10
Jody Runge, ORE	.68.7	160-73
Joanne Boyle, CAL	.78.2	137-64
Linda Sharp, USC	.63.6	56-32
Joseph Anders, ASU	.62.5	20-12
Michael Cooper, USC	.62.2	61-37
Chris Gobrecht, WASH/USC	.62.0	312-191
Charli Turner Thorne, ASU	.61.8	289-179
Linda Lappe, COLO	.60.0	21-14
Fred Williams, USC	.58.9	33-23
Kevin McGuff, WASH	.58.8	20-14

VICTORIES, PAC-12 GAMES

WINS

Tara VanDerveer, STAN	392
Chris Gobrecht, USC/WASH	190
Charli Turner Thorne, ASU	155
Joan Bonvicini, ARIZ	152
Kathy Olivier, UCLA	142
June Daugherty, WASH/WSU	133
Jody Runge, ORE	100
Marianne Stanley, CAL/USC/STAN	79
Gooch Foster, CAL	77
Harold Rhodes, WSU	76
Billie Moore, UCLA	73
Joanne Boyle, CAL	70
Judy Spoelstra, OSU	67
Aki Hill, OSU	63
Bev Smith, ORE	61

WIN PCT., PAC-12 GAMES

	PCT.	W-L
Amy Tucker, STAN	100.0	18-0
Tara VanDerveer, STAN	87.1	392-58
Nikki Caldwell, UCLA	74.1	40-14
Cheryl Miller, USC	72.2	26-10
Lindsay Gottlieb, CAL	72.2	13-5
Linda Sharp, USC	71.7	38-15
Jody Runge, ORE	69.4	100-44
Joanne Boyle, CAL	64.8	70-38
Michael Cooper, USC	63.0	34-20
Chris Gobrecht, USC/WASH	62.1	190-116
Fred Williams, USC	58.3	21-15
Billie Moore, UCLA	57.9	73-53
Mark Trakh, USC	57.8	52-38
Charli Turner Thorne, ASU	57.4	155-115

2002

McArthur Court, Eugene, Ore.
(Total Attendance: 27,415)

Session 1 - Friday, March 1 (Att.: 5,842)

Game 1: #7 Oregon 85, #10 Washington State 67
Game 2: #8 UCLA 46, #9 California 42

Session 2 - Saturday, March 2 (Att.: 5,407)

Game 3: #7 Oregon 78, #2 Washington 64
Game 4: #3 Arizona State 66, #6 Arizona 58

Session 3 - Saturday, March 2 (Att.: 5,232)

Game 5: #1 Stanford 96, #8 UCLA 61
Game 6: #5 Oregon State 69, #4 USC 68

Session 4 - Sunday, March 3 (Att.: 5,585)

#3 Arizona State 64, #7 Oregon 58
#1 Stanford 71, #5 Oregon State 55

Session 5 - Monday, March 4 (Att.: 5,349)

#3 Arizona State 70, #1 Stanford 63

2003

HP Pavilion, San Jose, Calif.
(Total Attendance: 16,483)

Session 1 - Friday, March 7 (Att.: 2,983)

#7 USC 53, #10 Washington State 46
#9 California 46, #8 Arizona State 38

Session 2 - Saturday, March 8 (Att.: 2,167)

#2 Washington 64, #7 USC 63
#3 Arizona 70, #6 Oregon State 56

Session 3 - Saturday, March 8 (Att.: 4,188)

#1 Stanford 60, #9 California 35
#4 UCLA 71, #5 Oregon 58

Session 4 - Sunday, March 9 (Att.: 3,730)

#3 Arizona 74, #2 Washington 51
#1 Stanford 69, #4 UCLA 64

Session 5 - Monday, March 10 (Att.: 3,415)

#1 Stanford 59, #3 Arizona 49



Head coach Charli Turner Thorne led Arizona State to capture the first-ever Pac-10 Tournament title in 2002.

2004

HP Pavilion, San Jose, Calif.
(Total Attendance: 17,840)

Session 1 - Friday, March 5 (Att.: 3,547)

#7 Oregon State 67, #10 Washington State 43
#9 California 82, #8 Oregon 57

Session 2 - Saturday, March 6 (Att.: 2,549)

#6 Washington 67, #3 USC 50
#2 Arizona 81, #7 Oregon State 58

Session 3 - Saturday, March 6 (Att.: 4,412)

#1 Stanford 80, #9 California 55
#4 UCLA 70, #5 Arizona State 50

Session 4 - Sunday, March 7 (Att.: 3,831)

#2 Arizona 77, #6 Washington 55
#1 Stanford 70, #4 UCLA 66

Session 5 - Monday, March 8 (Att.: 3,501)

#1 Stanford 51, #2 Arizona 46

2005

HP Pavilion, San Jose, Calif.
(Total Attendance: 17,097)

Session 1 - Friday, March 4 (Att.: 3,067)

#8 California 70, #9 Washington State 52
#7 Washington 81, #10 Oregon State 68

Session 2 - Saturday, March 5 (Att.: 2,483)

#3 Arizona State 73, #6 UCLA 71
#2 Oregon 64, #7 Washington 50

Session 3 - Saturday, March 5 (Att.: 4,011)

#1 Stanford 81, #8 California 40
#4 USC 74, #5 Arizona 66

Session 4 - Sunday, March 6 (Att.: 3,521)

#3 Arizona State 54, #2 Oregon 47
#1 Stanford 73, #4 USC 69

Session 5 - Monday, March 7 (Att.: 4,015)

#1 Stanford 56, #3 Arizona State 42

2006

HP Pavilion, San Jose, Calif.
(Total Attendance: 17,979)

Session 1 - Friday, March 3 (Att.: 3,173)

#7 Oregon State 77, #10 Washington State 38
#9 Arizona 64, #8 Oregon 57

Session 2 - Saturday, March 4 (Att.: 2,637)

#3 UCLA 80, #6 California 63
#2 Arizona State 74, #7 Oregon State 66

Session 3 - Saturday, March 4 (Att.: 4,371)

#1 Stanford 77, #9 Arizona 50
#5 USC 70, #4 Washington 67

Session 4 - Sunday, March 5 (Att.: 3,725)

#3 UCLA 60, #2 Arizona State 59
#1 Stanford 73, #5 USC 44

Session 5 - Monday, March 6 (Att.: 4,073)

#3 UCLA 85, #1 Stanford 76 (OT)

2007

HP Pavilion, San Jose, Calif.
(Total Attendance: 18,458)

Session 1 - Friday, March 2 (Att.: 3,503)

#7 UCLA 72, #10 Washington State 58
#9 Arizona 69, #8 Oregon State 54

Session 2 - Saturday, March 3 (Att.: 2,867)

#3 California 63, #6 Oregon 51
#2 Arizona State 74, #7 UCLA 64

Session 3 - Saturday, March 3 (Att.: 4,392)

#1 Stanford 65, #9 Arizona 55
#5 USC 81, #4 Washington 77

Session 4 - Sunday, March 4 (Att.: 4,117)

#2 Arizona State 60, #3 California 53
#1 Stanford 67, #5 USC 52

Session 5 - Monday, March 6 (Att.: 3,579)

#1 Stanford 62, #2 Arizona State 55

2008

HP Pavilion, San Jose, Calif.
(Total Attendance: 19,004)

Session 1 - Friday, March 7 (Att.: 2,905)

#7 Oregon 66, #10 Washington State 45
#8 Oregon State 46, #9 Arizona 31

Session 2 - Saturday, March 8 (Att.: 2,858)

#3 Arizona State 83, #6 Washington 64
#2 California 67, #7 Oregon 60

Session 3 - Saturday, March 8 (Att.: 4,402)

#1 Stanford 64, #8 Oregon State 41
#5 UCLA 73, #4 USC 52

Session 4 - Sunday, March 9 (Att.: 4,318)

#2 California 65, #3 Arizona State 61
#1 Stanford 78, #5 UCLA 45

Session 5 - Monday, March 10 (Att.: 4,521)

#1 Stanford 56, #2 California 35

2009

Galen Center, Los Angeles, Calif.
(Total Attendance: 8,109)

Session 1 - Thursday, March 12 (Att.: 1,412)

#10 Washington 69, #7 Oregon 43
#9 Arizona 79, #8 Washington State 72

Session 2 - Friday, March 13 (Att.: 1,366)

#6 USC 70, #3 Arizona State 65
#2 California 61, #10 Washington 41

Session 3 - Friday, March 13 (Att.: 1,750)

#1 Stanford 77, #9 Arizona 46
#4 UCLA 62, #5 Oregon State 56

Session 4 - Saturday, March 14 (Att.: 2,072)

#6 USC 69, #2 California 67
#1 Stanford 73, #4 UCLA 47

Session 5 - Sunday, March 15 (Att.: 1,509)

#1 Stanford 89, #6 USC 64

2010

Galen Center, Los Angeles, Calif.
(Total Attendance: 8,538)

Session 1 - Thursday, March 11 (Att.: 1,203)
#8 Arizona 62, #9 Washington State 60
#10 Oregon State 52, #7 Washington 42

Session 2 - Friday, March 12 (Att.: 1,177)
#4 California 60, #5 Arizona State 50
#1 Stanford 72, #8 Arizona 52

Session 3 - Friday, March 12 (Att.: 1,696)
#3 USC 80, #6 Oregon 76
#2 UCLA 60, #10 Oregon State 44

Session 4 - Saturday, March 13 (Att.: 2,030)
#1 Stanford 64, #4 California 44
#2 UCLA 59, #3 USC 53

Session 5 - Sunday, March 14 (Att.: 2,432)
#1 Stanford 70, #2 UCLA 46

2011

Galen Center/Staples Center, Los Angeles, Calif.
(Total Attendance: 8,289)

Session 1 - Wednesday, March 9 (Att.: 1,567)
#3 Arizona State 50, #10 Oregon State 44
#4 Arizona 90, #9 Oregon 89

Session 2 - Wednesday, March 9 (Att.: 1,567)
#5 USC 79, #8 Washington State 66
#6 California 58, #7 Washington 48

Session 3 - Thursday, March 10 (Att.: 943)
#6 California 48, #3 Arizona State 43
#4 Arizona 72, #5 USC 61

Session 4 - Friday, March 11 (Att.: 1,594)
#1 Stanford 100, #4 Arizona 71
#2 UCLA 63, #6 California 50

Session 5 - Saturday, March 12 (Att.: 2,618)
#1 Stanford 64, #2 UCLA 55



UCLA was the second No. 3 seed to win the Pac-10 Tournament title in the history of the tournament, winning in 2006.

2012

Galen Center/Staples Center, Los Angeles, Calif.
(Total Attendance: 7,720)

Session 1 - Wednesday, March 7 (Att.: 1,503)
#8 Washington 72, #9 Oregon 56
#12 Arizona 61, #5 UCLA 57
#10 Colorado 55, #7 Utah 41
#11 Washington State 65, #6 Oregon State 56

Session 2 - Thursday, March 8 (Att.: 2,901)
#1 Stanford 76, #8 Washington 57
#4 Arizona State 68, #12 Arizona 53
#2 California 68, #10 Colorado 59
#11 Washington State 69, #3 USC 55

Session 3 - Friday, March 9 (Att.: 1,471)
#1 Stanford 52, #4 Arizona State 43
#2 California 64, #11 Washington State 49

Session 5 - Saturday, March 12 (Att.: 1,845)
#1 Stanford 77, #2 California 62

MOST OUTSTANDING PLAYER

- 2002 Nicole Powell, STAN
- 2003 Nicole Powell, STAN
- 2004 Nicole Powell, STAN
- 2005 Candice Wiggins, STAN
- 2006 Lisa Willis, UCLA
- 2007 Candice Wiggins, STAN
- 2008 Candice Wiggins, STAN
- 2009 Kayla Pedersen, STAN
- 2010 Nnemkadi Ogwumike, STAN
- 2011 Nnemkadi Ogwumike, STAN
- 2012 Nnemkadi Ogwumike, STAN

ALL-TOURNAMENT TEAM

- 2002** Enjoli Izidor, STAN
Melody Johnson, ASU
Amanda Levens, ASU
Nicole Powell, STAN
Felicia Ragland, OSU
Shaquala Williams, ORE
- 2003** Nikki Blue, UCLA
Shawntinice Polk, ARIZ
Nicole Powell, STAN
Kelley Suminski, STAN
Krista Warren, ARIZ
Dee-Dee Wheeler, ARIZ
- 2004** Nikki Blue, UCLA
Aimee Grzyb, ARIZ
Giuliana Mendiola, WASH
Shawntinice Polk, ARIZ
Nicole Powell, STAN
Kelley Suminski, STAN
- 2005** Nikki Blue, UCLA
Aubree Johnson, ASU
Kristen Kovesdy, ASU
Eshaya Murphy, USC
Kelley Suminski, STAN
Candice Wiggins, STAN
- 2006** Nikki Blue, UCLA
Kristen Kovesdy, ASU
Noelle Quinn, UCLA
Brooke Smith, STAN
Lisa Willis, UCLA
Candice Wiggins, STAN

2007

Jayne Appel, STAN
Devanei Hampton, CAL
Shay Murphy, USC
Noelle Quinn, UCLA
Brooke Smith, STAN
Emily Westerberg, ASU
Candice Wiggins, STAN

2008

Jayne Appel, STAN
Devanei Hampton, CAL
Taylor Lilley, ORE
Kayla Pedersen, STAN
Dymond Simon, ASU
Candice Wiggins, STAN

2009

Jillian Harmon, STAN
Camille LeNoire, USC
Atonye Nyingifa, UCLA
Kayla Pedersen, STAN
Nnemkadi Ogwumike, STAN
Ashley Walker, CAL

2010

Jayne Appel, Stanford
Ashley Corral, USC
Jasmine Dixon, UCLA
Nnemkadi Ogwumike, STAN
Kayla Pedersen, STAN
Markel Walker, UCLA

2011

Cassie Harberts, USC
Soana Lucet, ARIZ
Doreena Campbell, UCLA
Darxia Morris, UCLA
Chiney Ogwumike, STAN
Nnemkadi Ogwumike, STAN

2012

Brittany Boyd, CAL
Kimberly Brandon, ASU
Layshia Clarendon, CAL
Chiney Ogwumike, STAN
Nnemkadi Ogwumike, STAN
Jazmine Perkins, STAN



Nnemkadi Ogwumike, Stanford

INDIVIDUAL RECORDS

POINTS

Half: 27, Nicole Powell, Stanford vs. Oregon State, Mar. 3, 2002
Game: 37, Nicole Powell, Stanford vs. Oregon State, Mar. 3, 2002
Tournament: Nnemkadi Ogumike, Stanford, 2012; 71, Nicole Powell, Stanford, 2002
Tournament Ave. (min 2 games): 26.5, Giuliana Mendiola, Washington, 2004

FIELD GOALS

Game: 15, Nnemkadi Ogumike, Stanford vs. Arizona, Mar. 11, 2011 (15-of-22)
Tournament: 27, Nnemkadi Ogumike, Stanford (27-of-48)

FIELD GOAL ATTEMPTS

Game: 29, Nikki Blue, UCLA vs. Arizona State, Mar. 5, 2005 (14-of-29)
Tournament: 57, Devani Hampton, California, 2008 (16-57)

FIELD GOAL PERCENTAGE (min 6 made)

Game: 1.000, Jayne Appel (8-8), 2008
Tournament: 1.000, Jayne Appel (8-8), 2008

THREE-POINT FIELD GOALS

Game: 8, Cadice Wiggins, Stanford vs. USC, Mar. 4, 2007 (8 of 9)
Tournament: 14, Candice Wiggins, Stanford, 2007 (14-of-25)

THREE-POINT FIELD GOAL ATTEMPTS

Game: 13, April Cook, WSU vs. Arizona, Mar. 12, 2009 (4-13)
Tournament: 25, Candice Wiggins, Stanford, 2007 (14-of-25)

THREE-POINT FIELD GOAL PCT. (min 3 made)

Game: 1.000, Kiki Williams, California vs. Oregon, Mar. 5, 2004 (5-of-5)
Tournament: 1.000, Kiki Williams, California, 2004 (5-of-5)

FREE THROWS

Game: 11, Cassie Harberts, USC vs. Washington State, Mar. 9, 2011 (11-of-13);
 11, Shannon Howell, Oregon State vs. Washington, Mar. 4, 2005 (11-of-12);
 11, Azella Perryman, Stanford vs. UCLA, Mar. 2, 2002 (11-of-12)
 11, Felicia Ragland, Oregon State vs. USC, Mar. 2, 2002 (11-of-13)
Tournament: 20, Amanda Levens, Arizona State, 2002 (20-of-26)

CONSECUTIVE FREE THROWS

Game: 10, Nnemkadi Ogumike, Stanford vs. Arizona State, Mar. 9, 2012
Tournament: 18, Nicole Powell, Stanford 2002 (6-of-6 vs. UCLA; 8-of-8 vs. Oregon State; 10-of-11 vs. Arizona State)

FREE THROW ATTEMPTS

Game: 16, Chucky Jeffery, Colorado vs. Utah, Mar. 7, 2012 (10-of-16)
Tournament: 26, Amanda Levens, Arizona State, 2002 (20-of-26)

FREE THROW PERCENTAGE

Game (min 8 made): 1.000, Nnemkadi Ogumike, Stanford vs. Arizona State, Mar. 9, 2012 (10-for-10)
Tournament (min 10 made): 1.000, Kim Butler, Oregon State, 2006 (12-of-12)

REBOUNDS

Half: 14, Ebony Hoffman, USC vs. Washington State, Mar. 7, 2003
Game: 20, Ebony Hoffman, USC vs. Washington State, Mar. 7, 2003
Tournament: 37, Nnemkadi Ogumike, Stanford, 2012

OFFENSIVE REBOUNDS

Game: 9, Christina Marinacci, USC vs. Arizona, Mar. 10, 2011
Tournament: 17, Nnemkadi Ogumike, Stanford, 2012

DEFENSIVE REBOUNDS

Game: 15, Gennifer Brandon, California vs. Washington State, Mar. 9, 2012
Tournament: 25, Ify Ibekwe, Arizona, 2011; 25, Kayla Pedersen, Stanford, 2009; 25, Ashley Walker, California, 2009

REBOUNDING AVERAGE (min 2 games)

Tournament: 14.5, Ebony Hoffman, USC, 2003

ASSISTS

Game: 11, Nikki Blue, UCLA vs. California, Mar. 4, 2006
Tournament: 17, Nicole Powell, Stanford 2004

ASSIST AVERAGE (min 2 games)

Tournament: 8.3, Nikki Blue, UCLA, 2006

BLOCKED SHOTS

Game: 5, Joslyn Tinkle, Stanford vs. California, Mar. 10, 2012; 5, Bianca McCall, Washington State vs. Oregon State, Mar. 5, 2004; Kristen Newland, Stanford vs. USC
Tournament: 12, Jayne Appel, Stanford, 2008

BLOCKED SHOTS AVERAGE (min 2 games)

Tournament: 4.0, Jayne Appel, Stanford, 2008

STEALS

Game: 8, Nikki Blue, UCLA vs. Oregon, Mar. 8, 2003
Tournament: 19, Lisa Willis, UCLA, 2006

STEALS AVERAGE (min 2 games)

Tournament: 6.3, Lisa Willis, UCLA, 2006

TEAM RECORDS

POINTS

Most, Game: 100, Stanford vs. Arizona, Mar. 11, 2011
Most, Both Teams, Game: 179, Arizona (90) vs. Oregon (89), Mar. 9, 2011
Most, Tournament (min 2 games): 239, Stanford, 2009
Most, First Half: 51, Arizona vs. Oregon, Mar. 9, 2011
Most, Second Half: 56, Stanford vs. USC, Mar. 15, 2009
Most, Overtime Period: 15, UCLA vs. Stanford, Mar. 6, 2006
Fewest, Game: 31, Arizona vs. Oregon State, Mar. 7, 2008
Fewest, Both Teams, Game: 77, Oregon State (46) vs. Arizona (31), Mar. 7, 2008
Fewest, First Half: 14 (both teams) Oregon State vs. Arizona, Mar. 7, 2008; 14, California vs. Stanford, Mar. 8, 2003
Fewest, Second Half: 15, Arizona vs. Stanford, Mar. 8, 2004
Fewest Allowed, Game: 31, Oregon State vs. Arizona, Mar. 7, 2008
Fewest Allowed, Tournament (min 3 games): 121, Stanford, 2008
Lowest Average Allowed, Tournament (min 3 games): 40.3, Stanford, 2008
Largest Deficit Overcome to Win: 16, Stanford, vs. Arizona, Mar. 8, 2004
Highest Average, Tournament (min 2 games): 82.0, Stanford, 2011
Largest Winning Margin: 41, Stanford vs. California (81-40), Mar. 5, 2005

FIELD GOALS

Most, Game: 44, Stanford vs. Arizona, Mar. 11, 2011 (44-of-75)
Most, Both Teams, Game: 71, Arizona vs. Oregon, Mar. 9, 2011 (71-of-160)
Most, Tournament (min 2 games): 92, Stanford, 2009 (92-of-195)
Fewest, Game: 10, California vs. Stanford, Mar. 8, 2003 (10-of-45)
Fewest, Both Teams, Game: 28, Colorado vs. Utah, Mar. 7, 2012 (28-of-102)
Fewest Allowed, Tournament (min 2 games): 33, California, 2003 (33-of-111)

FIELD GOAL ATTEMPTS

Most, Game: 83, Oregon vs. Arizona, Mar. 9, 2011 (36-of-83)
Most, Both Teams, Game: 160, Arizona vs. Oregon, Mar. 9, 2011 (71-of-160)
Most, Tournament (min 2 games): 195, Stanford, 2009 (92-of-195)
Fewest, Game: 42, Oregon State vs. Arizona, Mar. 2, 2007 (16-of-42)
Fewest, Both Teams, Game: 92, Washington vs. California, Mar. 13, 2009 (38-of-92)
Fewest Allowed, Tournament (min 2 games): 94, Arizona State, 2011 (38-of-99)

FIELD GOAL PERCENTAGE

Highest, Game: .587 Stanford vs. Arizona, Mar. 11, 2011 (44-of-75)
Highest, Both Teams, Game: .500, Arizona vs. Stanford, Mar. 11, 2011 (68-of-136); .500, California vs. UCLA, Mar. 4, 2006 (56-of-116)
Highest, Tournament (min 2 games): .528, Stanford, 2011 (66-125)
Lowest, Game: .203, Washington State vs. Oregon State, Mar. 3, 2006 (12-of-59)
Lowest, Both Teams, Game: .275, Colorado vs. Utah, Mar. 7, 2012 (28-of-102)
Lowest Allowed, Tournament (min 2 games): .295, Arizona State, 2012 (31-of-105)

THREE-POINT FIELD GOALS

Most, Game: 13, Washington State vs. Arizona, Mar. 12, 2009 (13-of-37)
Most, Both Teams, Game: 19, Washington vs. Arizona, Mar. 12, 2009 (19-of-50)
Most, Tournament (min 2 games): 28, Stanford, 2004 (28-of-66)
Fewest, Game: 0, Stanford vs. Arizona State, Mar. 3, 9, 2012 (0-of-10); 0, Arizona State vs. California, Mar. 10, 2011; 0, Washington State vs. USC, Mar. 7, 2003 (0-of-6); Arizona State vs. California, Mar. 7, 2003 (0-of-8); California vs. Arizona State, Mar. 4, 2007 (0-for-5)
Fewest, Both Teams, Game: 1, USC vs. Washington State, Mar. 7, 2003 (1-of-15)
Fewest Allowed, Tournament (min 2 games): 2, Arizona State, 2011 (2-of-14)

THREE-POINT FIELD GOAL ATTEMPTS

Most, Game: 37, Washington State vs. Arizona, Mar. 12, 2009 (13-of-37)
Most, Both Teams, Game: 52, Oregon (29) vs. Washington (23), Mar. 7, 2012
Most, Tournament (min 2 games): 66, Stanford, 2004 (28-of-66)
Fewest, Game: 1, Arizona State vs. California, Mar. 10, 2011 (0-of-1)
Fewest, Both Teams, Game: 11, Arizona State vs. California, Mar. 10, 2011 (2-of-11); 11, Arizona State vs. California, Mar. 7, 2003 (2-of-11)
Fewest Allowed, Tournament (min 2 games): 13, California, 2004 (13-of-33)

THREE-POINT FIELD GOAL PCT.

Highest, Game: .714, Stanford vs. USC, Mar. 4, 2007 (8-9)
Highest, Both Teams, Game: .516, California vs. Stanford, Mar. 6, 2004 (16-of-31)
Highest, Tournament (min 2 games): .538, UCLA, 2009 (7-of-13)
Lowest, Both Teams, Game: .067, Washington State vs. USC, Mar. 7, 2003 (1-of-15)
Lowest Allowed, Tournament (min 2 games): .143, Arizona State, 2011 (2-of-14)

FREE THROWS

Most, Game: 33, Stanford, vs. UCLA, Mar. 2, 2002
Most, Both Teams, Game: 51, Stanford vs. UCLA, Mar. 2, 2002
Most, Tournament (min 2 games): 76, Stanford, 2002 (76-of-86)
Fewest, Game: 1, Arizona State vs. Stanford, Mar. 7, 2005 (1-of-2); 1, Arizona vs. Stanford, Mar. 10, 2003 (1-of-4)
Fewest, Both Teams, Game: 4, Stanford vs. California, Mar. 10, 2008 (4-of-8)
Fewest Allowed, Tournament (min 2 games): 11, California, 2007 (11-of-15)

FREE THROW ATTEMPTS

Most, Game: 35, Stanford vs. UCLA, Mar. 2, 2002; 35, Arizona State vs. Arizona, Mar. 2, 2002
Most, Both Teams, Game: 61, Arizona State vs. Arizona, Mar. 2, 2002
Most, Tournament (min 2 games): 76, Stanford, 2002 (76-of-86)
Fewest, Game: 2, Arizona State vs. Stanford, Mar. 7, 2005 (1-of-2)
Fewest, Both Teams, Game: 8, Stanford vs. California, Mar. 10, 2008 (4-of-8)
Fewest Allowed, Tournament (min 2 games): 15, California, 2007 (11-of-15)

FREE THROW PCT.

Highest, Game: 1.000, Arizona vs. UCLA, Mar. 7, 2012 (13-for-13); .943, Stanford vs. UCLA (33-35), Mar. 2, 2002
Highest, Both teams, Game: .952, Arizona vs. UCLA, Mar. 7, 2012 (20-of-21)
Highest, Tournament (min 2 games): .933, Arizona State, 2011 (14-of-15)
Lowest, Game: .385, California vs. USC, Mar. 14, 2009 (5-of-13)
Lowest, Both Teams, Game: .488, California vs. Washington, Mar. 9, 2011 (20-of-41)
Lowest Allowed, Tournament (min 2 games): .429, Arizona State, 2002

REBOUNDS

Most, Game: 59, California vs. Washington State, Mar. 9, 2012; 59, Stanford vs. USC, Mar. 5, 2006
Most, Both Teams, Game: 102, USC vs. Stanford, Mar. 5, 2006
Most, Tournament (min 2 games): 143, California, 2012
Fewest, Game: 20, California vs. Washington, Mar. 13, 2009
Fewest, Both Teams, Game: 58, Stanford (31) vs. UCLA (27), Mar. 12, 2011
Largest Margin, Game: 34, California vs. Washington State, Mar. 9, 2012 (59-25)
Largest Margin, Tournament (min 2 games): 51, Stanford, 2009 (138-87)
Fewest Allowed, Tournament (min 2 games): 56, Stanford, 2011
Most Offensive Rebounds, Game: 26, Oregon State vs. Washington State, Mar. 5, 2004
Most Offensive Rebounds, Tournament (min 2 games): 55, Stanford, 2009
Fewest Offensive Rebounds, Game: 5, Arizona vs. Oregon, Mar. 4, 2006
Fewest Offensive Rebounds Allowed, Tournament (min 2 games): 19, California, 2009
Most Defensive Rebounds, Game: 42, California vs. Washington State, Mar. 9, 2012
Most Defensive Rebounds, Tournament (min. 2 games): 91, California, 2012
Fewest Defensive Rebounds, Game: 13, Washington vs. California, Mar. 13, 2009
Fewest Defensive Rebounds Allowed, Tournament (min 2 games): 38, Arizona State, 2006
Highest Rebounding Ave., Tournament (min 2 games): 47.7, California, 2012

ASSISTS

Most, Game: 30, Stanford vs. Arizona, Mar. 11, 2011
Most, Both Teams, Game: 40, Arizona (10) vs. Stanford (30), Mar. 11, 2011
Most, Tournament (min 2 games): 65, Stanford, 2009
Fewest, Game: 3, Arizona State vs. California, Mar. 10, 2011; 3, Stanford vs. Arizona State, Mar. 7, 2005; 3, Arizona State vs. California, Mar. 7, 2003; 3, California vs. UCLA, Mar. 1, 2002
Fewest, Both Teams, Game: 9, Colorado (4) vs. Utah (5), Mar. 7, 2012
Fewest Allowed, Tournament (min 2 games): 12, Arizona State, 2011
Highest Average, Tournament (min 2 games): 21.7, Stanford, 2009

BLOCKED SHOTS

Most, Game: 9, Stanford vs. California, Mar. 10, 2012; 9, Oregon State vs. Washington State, Mar. 3, 2006; 9, Stanford vs. Arizona, Mar. 4, 2006
Most, Both Teams, Game: 13, Stanford (9) vs. California (4), Mar. 10, 2012
Most, Tournament (min 2 games): 21, Stanford, 2005
Fewest, Game: 0, by many, last by Arizona vs. Arizona State, Mar. 9, 2012
Fewest, Both Teams, Game: 1, USC vs. Arizona State, Mar. 13, 2009; 1, Washington vs. California, Mar. 13, 2009; 1, Arizona State vs. Oregon, Mar. 6, 2005; 1, California vs. Stanford, Mar. 5, 2005; 1, USC vs. Oregon State, Mar. 2, 2002; 1, Stanford vs. UCLA, Mar. 9, 2003; 1, Oregon vs. Washington State, Mar. 7, 2008
Fewest Allowed, Tournament (min 2 games): 1, California, 2009; 1, Stanford, 2002
Highest Average, Tournament (min 2 games): 7.0, Stanford, 2008

STEALS

Most, Game: 20, UCLA vs. California, Mar. 5, 2006
Most, Both Teams, Game: 30, Washington vs. Oregon State, Mar. 4, 2005
Most, Tournament (min 2 games): 52, UCLA, 2006
Fewest, Game: 1, Oregon State vs. Stanford, Mar. 8, 2008; 1, Arizona vs. Stanford, Mar. 8, 2004
Fewest, Both Teams, Game: 5, Stanford vs. Oregon State, Mar. 8, 2008
Fewest Allowed, Tournament (min 2 games): 9, Stanford, 2008; 9, UCLA, 2003
Highest Average, Tournament (min 2 games): 17.5, UCLA, 2003

PERSONAL FOULS

Most, Game: 26, UCLA vs. Arizona State, Mar. 3, 2007; 26, Arizona vs. Arizona State, Mar. 2, 2002
Most, Both Teams, Game: 49, Washington vs. Oregon State, Mar. 4, 2005
Most, Tournament (min 2 games): 59, Arizona State, 2007
Fewest, Game: 8, Stanford vs. Oregon State, Mar. 3, 2002
Fewest, Both Teams, Game: 22, Arizona State (12) vs. Oregon State (10), Mar. 9, 2011; 22, Stanford vs. Arizona, Mar. 13, 2009
Fewest, Tournament (min 2 games): 20, Arizona, 2009

TURNOVERS

Most, Game: 29, USC vs. UCLA, Mar. 8, 2008; 29, Oregon State vs. Arizona, Mar. 2, 2007
Most, Both Teams, Game: 55, Washington vs. Oregon State, Mar. 4, 2005
Most Tournament (min 2 games): 57, Oregon, 2002
Fewest, Game: 6, Washington vs. USC, Mar. 3, 2007
Fewest, Both Teams, Game: 15, California vs. Arizona State, Mar. 9, 2008
Fewest, Tournament (min 2 games): 23, Arizona State, 2008; 23, UCLA, 2003

PAC-12 TOURNAMENT RECORDS



RECORD BY SEED

YEAR	#1	#2	#3	#4	#5	#6	#7	#8	#9	#10	#11	#12
2002	2-1	0-1	3-0	0-1	1-1	0-1	2-1	1-1	0-1	0-1	--	--
<i>Upsets:</i> (3) Arizona State 70, (1) Stanford 63; (7) Oregon 78, (2) Washington 64												
2003	3-0	1-1	2-1	1-1	0-1	0-1	1-1	0-1	1-1	0-1	--	--
<i>Upsets:</i> (3) Arizona 74, (2) Washington 51; (9) California 46, (8) Arizona State 38												
2004	3-0	2-1	0-1	1-1	0-1	1-1	1-1	0-1	1-1	0-1	--	--
<i>Upsets:</i> (6) Washington 77, (3) USC 55; (9) California 82, (8) Oregon 57												
2005	3-0	1-1	2-1	1-1	0-1	0-1	1-1	0-1	0-1	0-1	--	--
<i>Upsets:</i> (2) Oregon 47, (3) Arizona State 54												
2006	2-1	1-1	3-0	0-1	1-1	0-1	1-1	0-1	1-1	0-1	--	--
<i>Upsets:</i> (3) UCLA 85, (1) Stanford 76-OT; (3) UCLA 60, Arizona State 59; (5) USC 70, (4) Washington 67; (9) Arizona 64, (8) Oregon 57												
2007	3-0	2-1	1-1	0-1	1-1	0-1	1-1	0-1	1-1	0-1	--	--
<i>Upsets:</i> (9) Arizona 69, (8) Oregon State 54; (5) USC 81, (4) Washington 77												
2008	3-0	2-1	1-1	0-1	1-1	0-1	1-1	1-1	0-1	0-1	--	--
<i>Upsets:</i> (5) UCLA 73, (4) USC 52												
2009	3-0	1-1	0-1	1-1	0-1	2-1	0-1	0-1	1-1	1-1	--	--
<i>Upsets:</i> (6) USC 69, (2) California 67; (6) USC 70, (3) Arizona State 65; (9) Arizona 79, (8) Washington State 72; (10) Washington 69, (7) Oregon 43												
2010	3-0	2-1	1-1	1-1	0-1	0-1	0-1	1-1	0-1	1-1	--	--
<i>Upsets:</i> (10) Oregon State 52, (7) Washington 42												
2011	2-0	1-1	1-1	2-1	1-1	2-1	0-1	0-1	0-1	0-1	--	--
<i>Upsets:</i> (6) California 48, (3) Arizona State 43												
2012	3-0	2-1	0-1	1-1	0-1	0-1	0-1	1-1	0-1	1-0	2-1	1-1
<i>Upsets:</i> (12) Arizona 61, (5) UCLA 57; (10) Colorado 55, (7) Utah 41; (11) Washington State 65, (6) Oregon State 56; (11) Washington State 69, (3) USC 55												

SEED vs. SEED RESULTS

	vs. #1	vs. #2	vs. #3	vs. #4	vs. #5	vs. #6	vs. #7	vs. #8	vs. #9	vs. #10	vs. #11	vs. #12	TOTAL
#1	-	6-0	2-2	7-0	4-0	1-0	-	5-0	5-0	-	-	-	30-2
#2	0-6	-	3-3	-	-	2-1	6-1	-	-	3-0	1-0	-	15-11
#3	2-2	3-3	-	-	-	7-3	1-0	-	-	1-0	0-1	-	14-9
#4	0-7	-	-	-	6-4	-	-	-	1-0	-	-	1-0	8-11
#5	0-4	-	-	4-6	-	-	-	1-0	-	-	-	0-1	5-11
#6	0-1	1-2	3-7	-	-	-	1-0	-	-	-	0-1	-	5-11
#7	-	1-6	0-1	-	-	0-1	-	-	-	7-3	-	-	8-11
#8	0-5	-	-	-	0-1	-	-	-	4-5	-	-	-	5-11
#9	0-5	-	-	0-1	-	-	-	5-5	-	-	-	-	5-11
#10	-	0-3	0-1	-	-	-	3-7	-	-	-	-	-	3-11
#11	-	0-1	1-0	-	-	1-0	-	-	-	-	-	-	2-1
#12	-	-	-	0-1	1-0	-	-	-	-	-	-	-	1-1

YEAR-BY-YEAR RECORDS

YEAR	ARIZ	ASU	CAL	COLO	ORE	OSU	STAN	UCLA	USC	UTAH	WASH	WSU
2002	0-1	3-0	0-1	--	2-1	1-1	2-1	1-1	0-1	--	0-1	0-1
2003	2-1	0-1	1-1	--	0-1	0-1	3-0	1-1	1-1	--	1-1	0-1
2004	2-1	0-1	1-1	--	0-1	1-1	3-0	1-1	0-1	--	1-1	0-1
2005	0-1	2-1	1-1	--	1-1	0-1	3-0	0-1	1-1	--	1-1	0-1
2006	1-1	1-1	0-1	--	0-1	1-1	2-1	3-0	1-1	--	0-1	0-1
2007	1-1	2-1	1-1	--	0-1	0-1	3-0	1-1	1-1	--	0-1	0-1
2008	0-1	1-1	2-1	--	1-1	1-1	3-0	1-1	0-1	--	0-1	0-1
2009	1-1	0-1	1-1	--	0-1	0-1	3-0	1-1	2-1	--	1-1	0-1
2010	1-1	0-1	1-1	--	0-1	1-1	3-0	2-1	1-1	--	0-1	0-1
2011	2-1	1-1	2-1	--	0-1	0-1	2-0	1-1	1-1	--	0-1	0-1
2012	1-1	1-1	2-1	1-1	0-1	0-1	3-0	0-1	0-1	0-1	1-1	2-1
TOTAL	11-11	11-10	12-11	1-1	5-11	5-11	30-2	12-10	8-11	0-1	5-11	2-11

COMPOSITE TOURNAMENT STANDINGS

TEAM	W	L	PCT	TITLES
Stanford	30	2	.938	10
UCLA	12	10	.546	1
Arizona State	11	10	.524	1
California	12	11	.522	
Colorado	1	1	.500	
Arizona	10	11	.476	
USC	8	11	.421	
Oregon State	5	11	.313	
Oregon	4	11	.267	
Washington	5	11	.313	
Washington State	2	11	.154	
Utah	0	1	.000	

REGULAR SEASON CHAMPIONS BY SCHOOL (includes shared) thru 2012 campaign

1.	Stanford	21
2.	Washington	3
3.	Oregon	2
	USC	2
5.	Arizona	1
	Arizona State	1
	UCLA	1

YEARLY SEEDINGS

YEAR	ARIZ	ASU	CAL	COLO	ORE	OSU	STAN	UCLA	USC	UTAH	WASH	WSU
2002	6	3	9	--	7	5	1	8	4	--	2	10
2003	3	8	9	--	5	6	1	4	7	--	2	10
2004	2	5	9	--	8	7	1	4	3	--	6	10
2005	5	3	8	--	2	10	1	6	4	--	7	9
2006	9	2	6	--	8	7	1	3	5	--	4	10
2007	9	2	3	--	6	8	1	7	5	--	4	10
2008	9	3	2	--	7	8	1	5	4	--	6	10
2009	9	3	2	--	7	5	1	4	6	--	10	8
2010	8	5	4	--	6	10	1	2	3	--	7	9
2011	4	3	6	--	9	10	1	2	5	--	7	8
2012	12	4	2	10	9	6	1	5	3	7	8	11

TOURNAMENT SERIES RECORDS

	vs. ARIZ	vs. ASU	vs. CAL	vs. COLO	vs. ORE	vs. OSU	vs. STAN	vs. UCLA	vs. USC	vs. UTAH	vs. WASH	vs. WSU	TOTAL
ARIZ	--	0-2	--	--	2-0	3-1	0-7	1-0	1-1	--	1-0	2-0	10-11
ASU	2-0	--	1-4	--	2-0	2-0	1-3	2-2	0-2	--	1-0	--	11-10
CAL	--	4-1	--	1-0	3-0	--	0-6	0-3	0-1	--	2-0	2-0	12-11
COLO	--	--	0-1	--	--	--	--	--	--	1-0	--	--	1-1
ORE	0-2	0-2	0-3	--	--	--	--	0-1	0-1	--	2-2	2-0	2-11
OSU	1-3	0-2	--	--	--	--	0-2	1-1	0-1	--	1-1	2-1	5-11
STAN	7-0	3-1	6-0	--	--	2-0	--	7-1	3-0	--	1-0	--	29-2
UCLA	0-1	2-2	3-0	--	1-0	2-0	1-7	--	2-0	--	--	1-0	11-10
USC	1-1	2-0	1-0	--	1-0	0-1	0-4	0-2	--	--	2-2	2-1	9-11
UTAH	--	--	--	0-1	--	--	--	--	--	--	--	--	0-1
WASH	0-2	0-1	2-0	--	2-2	1-1	0-1	--	2-2	--	--	--	7-11
WSU	0-2	--	0-2	--	0-2	1-2	--	0-1	1-2	--	--	--	2-11

CONFERENCE CHAMPIONS

Year	Tournament	Regular Season
1987	--	USC
1988	--	Washington
1989	--	Stanford
1990	--	Stanford
		Washington
1991	--	Stanford
1992	--	Stanford
1993	--	Stanford
1994	--	USC
1995	--	Stanford
1996	--	Stanford
1997	--	Stanford
1998	--	Stanford
1999	--	Oregon
		UCLA
2000	--	Oregon
2001	--	Arizona State
		Washington
		Stanford
2002	Arizona State	Stanford
2003	Stanford	Stanford
2004	Stanford	Arizona
		Stanford
2005	Stanford	Stanford
2006	UCLA	Stanford
2007	Stanford	Stanford
2008	Stanford	Stanford
2009	Stanford	Stanford
2010	Stanford	Stanford
2011	Stanford	Stanford
2012	Stanford	Stanford



Arizona State upset Stanford in 2002 to win the first-ever Pac-10 Tournament championship.

FIRST TEAM ALL-AMERICANS

ARIZONA

1997-98 Adia Barnes..... USBWA

ARIZONA STATE

1980-81 Kym Hampton
1981-82 Kym Hampton

CALIFORNIA

1992-93 Milica Vukadinovic..... Kodak, BT, S&S
2008-09 Ashley Walker..... USBWA

COLORADO

1994-95 Shelly Sheetz..... WBCA, USBWA, AP, BT

OREGON

1980-81 Bev Smith..... Kodak
1981-82 Bev Smith..... Kodak
1999-00 Shaquala Williams Kodak

OREGON STATE

1980-81 Carol Menken..... Kodak
1984-85 Julie Coleman..... WBNS
1995-96 Tanja Kostic..... UPI, College Sports Magazine

STANFORD

1988-89 Jennifer Azz..... Kodak
1989-90 Jennifer Azz..... Kodak, USBWA
1990-91 Sonja Henning..... Kodak
1991-92 Val Whiting..... Kodak, USBWA
1992-93 Val Whiting..... Kodak, USBWA
1995-96 Kate Starbird..... Kodak, USBWA
1996-97 Kate Starbird..... Kodak, AP, USBWA
1997-98 Kristin Folk Kodak, USBWA, Sporting News
1999-00 Jamie Carey..... WBNS, WBJ
2000-01 Nicole Powell..... WBJ
2001-02 Nicole Powell..... Kodak, USBWA
2002-03 Nicole Powell..... Kodak, USBWA
2003-04 Nicole Powell..... Kodak, AP, Wooden, USBWA
2004-05 Candice Wiggins..... Kodak
2005-06 Candice Wiggins..... Kodak, USBWA, WBNS
2006-07 Candice Wiggins..... Kodak, USBWA
2007-08 Candice Wiggins..... WBCA, AP, USBWA, Wooden, SI, ESPN
2008-09 Jayne Appel..... WBCA, USBWA
2009-10 Jayne Appel..... WBCA, USBWA, Wooden
Nnemkadi Ogwumike.. USBWA, WBCA, Wooden
2010-11 Nnemkadi Ogwumike.. USBWA, WBCA, Wooden
Jeanette Pohlen..... AP, USBWA, Wooden
2011-12 Chiney Ogwumike..... WBCA
Nnemkadi Ogwumike..... AP, WBCA, USBWA, Wooden, Lowe's

UCLA

1974-75 Ann Meyers..... Kodak
1975-76 Ann Meyers..... Kodak
1976-77 Ann Meyers..... Kodak
1977-78 Ann Meyers..... Kodak
1978-79 Denise Curry..... Kodak
1979-80 Denise Curry..... Kodak
1980-81 Denise Curry..... Kodak
1992-93 Natalie Williams..... USBWA, Naismith, BT
1993-94 Natalie Williams. Kodak, USBWA, Naismith, BT, BA
1998-99 Maylana Martin..... Kodak
1999-00 Maylana Martin..... AP, Kodak, Naismith, SI for Women
1999-00 Nicole Kaczmarek..... WBNS

USC

1981-82 Paula McGee..... WBCA
1982-83 Paula McGee..... Kodak, ABA-USA
Cheryl Miller..... Kodak, ABA-USA, Naismith, Fast Break
1983-84 Pam McGee..... Kodak, ABA-USA
Cheryl Miller... Kodak, ABA-USA, SS, Naismith
1984-85 Cheryl Miller..... Kodak, ABA-USA, Naismith
1985-86 Cheryl Miller..... Kodak, ABA-USA, Naismith
1992-93 Lisa Leslie..... USBWA, BT
1993-94 Lisa Leslie..... Kodak, USBWA, WBA, BA
1996-97 Tina Thompson..... USBWA, Basketball Weekly

UTAH

1995-96 Amber McEwen..... WBCA
2000-01 Lauren Beckman..... WBCA

WASHINGTON

1987-88 Karen Deden..... BT
1994-95 Rhonda Smith..... BA
1999-00 Loree Payne..... WBNS

Legend: WBCA - Women's Basketball Coaches Association (Kodak through, WBNS - Women's Basketball News Service, USBWA - United States Basketball Writers Association, AP - Associated Press, UPI - United Press International, BT - Basketball Times, BA - Basketball America, SI - Sports Illustrated for Women, SS - Street & Smith's, WBA - Women's Basketball Association, WBJ - Women's Basketball Journal, Wooden - Wooden Award.



Stanford's Candice Wiggins was the recipient of the 2008 State Farm Wade Trophy and was a four-time All-American.



Washington's Loree Payne was a 1999-2000 WBNS All-American.



Oregon's Shaquala Williams was a 1999-2000 Kodak All-American.

NAISMITH MEMORIAL BASKETBALL HALL OF FAME

Ann Meyers, UCLA (inducted 1993)
Cheryl Miller, USC (inducted 1995)
Denise Curry, UCLA (inducted 1997)
Billie Moore, UCLA (inducted 1999) - coach
Cynthia Cooper, USC (inducted 2010)
Tara VanDerveer, Stanford (inducted 2011) - coach

WOMEN'S BASKETBALL HALL OF FAME

Denise Curry, UCLA (inducted 1999)
Ann Meyers, UCLA (inducted 1999)
Cheryl Miller, USC (inducted 1999)
Billie Moore, UCLA (inducted 1999)
Linda Sharp, USC (inducted 2001)
Marianne Stanley, USC/California (inducted 2002)
Tara VanDerveer, Stanford (inducted 2002)
Bev Smith, Oregon (inducted 2004)
Jennifer Azzi, Stanford (inducted 2009)
Cynthia Cooper, USC (inducted 2009)
Pamela McGee, USC (inducted 2012)

WBCA LIFETIME ACHIEVEMENT AWARD

1995 Billie Moore, UCLA

KODAK SILVER ANNIVERSARY TEAM
(top 10 Div. I players, 1974-1999)

Ann Meyers, UCLA
Cheryl Miller, USC

USA OLYMPIC TEAM

1976 (silver) Billie Moore, UCLA (head coach)
Anne Meyers, UCLA
1980 Denise Curry, UCLA
1984 (gold) Denise Curry, UCLA
Pam McGee, USC
Cheryl Miller, USC
1988 (gold) Cynthia Cooper, USC
1992 (bronze) Cynthia Cooper, USC
1996 (gold) Tara VanDerveer, Stanford (head coach)
Jennifer Azzi, Stanford
Lisa Leslie, USC
Katy Steding, Stanford
2000 (gold) Lisa Leslie, USC
Natalie Williams, Stanford
2004 (gold) Lisa Leslie, USC
Tina Thompson, USC
2008 (gold) Lisa Leslie, USC
Tina Thompson, USC

USA BASKETBALL COACH OF THE YEAR

1996 Tara VanDerveer, Stanford

BRODERICK CUP

1977-78 Ann Meyers, UCLA
1983-84 Cheryl Miller, USC

HONDA SPORTS AWARD

(selected by NACWAA)

1977-78 Ann Meyers, UCLA
1983-84 Cheryl Miller, USC
1984-85 Cheryl Miller, USC
1989-90 Jennifer Azzi, Stanford

STATE FARM WADE TROPHY PLAYER OF THE YEAR

(selected by NAGWS)

1984-85 Cheryl Miller, USC
1989-90 Jennifer Azzi, Stanford
2007-08 Candice Wiggins, Stanford

NAISMITH TROPHY

(selected by coach/media panel)

1983-84 Cheryl Miller, USC
1984-85 Cheryl Miller, USC
1985-86 Cheryl Miller, USC
1989-90 Jennifer Azzi, Stanford
1993-94 Lisa Leslie, USC
1996-97 Kate Starbird, Stanford

ANN MEYERS DRYSDALE USBWA NATIONAL PLAYER OF THE YEAR

1993-94 Lisa Leslie, USC
1989-90 Jennifer Azzi, Stanford
1996-97 Kate Starbird, Stanford
** Award was named after the UCLA Hall of Famer Anne Meyers Drysdale in 2012.*

WBCA PLAYER OF THE YEAR

1984-85 Cheryl Miller, USC
1985-86 Cheryl Miller, USC
1993-94 Lisa Leslie, USC
1996-97 Kate Starbird, Stanford
2007-08 Candice Wiggins, Stanford

WBCA FRANCES POMEROY NAISMITH PLAYER OF THE YEAR

(outstanding female senior collegian under 5-6 in height)

1986-87 Rhonda Windham, USC
2009-10 Alexis Gray-Lawson, CAL

WBS NEWS SERVICE FRESHMAN OF THE YEAR

1989-90 Val Whiting, Stanford
1990-91 Lisa Leslie, USC
1998-99 Lindsey Yamasaki, Stanford

USBWA NATIONAL FRESHMAN OF THE YEAR

2004-05 Candice Wiggins, Stanford (co)

NATIONAL COACH OF THE YEAR

1977-78 Billie Moore, UCLA (AIAW)
1987-88 Tara VanDerveer, Stanford (WBNS)
1988-89 Tara VanDerveer, Stanford (Converse, WBCA)
1989-90 Tara VanDerveer, Stanford (Naismith, USBWA)
1993-94 Ceal Barry, Colorado (USBWA)
1995-96 Amy Tucker & Marianne Stanley, Stanford (UPI)
1998-99 Jody Runge, Oregon (WBNS)
2010-11 Tara VanDerveer, Stanford (WBCA, co-AP, Naismith)



Stanford head coach Tara VanDerveer was inducted into the Naismith Memorial Basketball Hall of Fame in 2011.



USC's Lisa Leslie was a two-time all-American, national player of the year and four-time member of the USA Olympic team.

ACADEMIC ALL-AMERICA PLAYER OF THE YEAR

- 1986-87 Chelle Flamoe, Oregon State
- 1988-89 Chelle Flamoe, Oregon State
- 1989-90 Stefanie Kasperski, Oregon

ACADEMIC ALL-AMERICANS *(First Team unless indicated)*

ARIZONA STATE

- 1986-87 Sherry Poole (3rd)
- 1988-89 Fran Ciak (2nd)
- 1989-90 Fran Ciak (2nd)

COLORADO

- 1980-81 Corky O'Rourke (3rd)
- 2005-06 Jackie McFarland (2nd)
- 2006-07 Jackie McFarland (2nd)
- 2007-08 Jackie McFarland

OREGON

- 1979-80 Bev Smith (2nd)
- 1981-82 Bev Smith (3rd)
- 1988-89 Stefanie Kasperski
- 1989-90 Stefanie Kasperski
- 2009-10 Amanda Johnson (2nd)
- 2010-11 Amanda Johnson
- 2011-12 Amanda Johnson

OREGON STATE

- 1982-83 Juli Coleman (HM)
- 1983-84 Juli Coleman (2nd)
- 1984-85 Juli Coleman (2nd)
- 1986-87 Chelle Flamoe (2nd)
- 1987-88 Chelle Flamoe (1st)
- 1988-89 Chelle Flamoe (1st)

STANFORD

- 1980-81 Louise Smith (3rd)
- 1981-82 Jeanne Ruark Hoff (4th)
- 1989-90 Julie Zeilstra (3rd)
- 1991-92 Chris MacMurdo (3rd)
- 1992-93 Chris MacMurdo (3rd)
- 1995-96 Kate Starbird (2nd)

UCLA

- 1979-80 Dianne Frierson (3rd)
- 1980-81 Denise Curry
- 1981-82 Mary Hagarty (4th)
- 1985-86 Anne Dean (2nd)

UTAH

- 1979-80 Jane Quimby (3rd)
- 1980-81 Ellen Perrella (3rd)

WASHINGTON

- 2000-01 Megan Franza (2nd)

WASHINGTON STATE

- 1981-82 Jeanne Eggart (HM)

NCAA PLAYER OF THE DECADE

- 1980's Cheryl Miller, USC

NCAA 25TH ANNIVERSARY TEAM

- Cheryl Miller, USC

NCAA FINAL FOUR MOST OUTSTANDING PLAYER

- 1982-83 Cheryl Miller, USC
- 1983-84 Cheryl Miller, USC
- 1989-90 Jennifer Azzi, Stanford
- 1991-92 Molly Goodenbour, Stanford

NCAA FINAL FOUR ALL-TOURNAMENT TEAM

- 1982-83 Paula McGee, USC; Cheryl Miller, USC
- 1983-84 Pam McGee, USC; Paula McGee, USC; Cheryl Miller, USC
- 1985-86 Cynthia Cooper, USC; Cheryl Miller, USC
- 1989-90 Jennifer Azzi, STAN; Katy Steding, STAN
- 1990-91 Sonja Henning, STAN
- 1991-92 Molly Goodenbour, STAN; Rachel Hemmer, STAN; Val Whiting, STAN
- 2007-08 Candice Wiggins, STAN
- 2008-09 Jayne Appel, STAN
- 2009-10 Nnemkadi Ogumike, STAN; Kayla Pedersen, STAN
- 2011-12 Nnemkadi Ogumike, STAN

NCAA REGIONAL MOST OUTSTANDING PLAYER

- 1983-84 Paula McGee, USC (West)
- 1985-86 Cheryl Miller, USC (West)
- 1987-88 Cherie Nelson, USC (West)
- 1989-90 Karen Deden, Washington (Midwest-co)
- Jennifer Azzi, Stanford (West)
- 1990-91 Val Whiting, Stanford (West)
- 1991-92 Molly Goodenbour, Stanford (West)
- 1994-95 Anita Kaplan, Stanford (West)
- 1995-96 Kate Starbird, Stanford (West)
- 1996-97 Jamila Wideman, Stanford (West)
- 2003-04 Nicole Powell, Stanford (Midwest)
- 2007-08 Candice Wiggins, Stanford (Spokane)
- 2008-09 Jayne Appel, Stanford (Berkeley)
- 2009-10 Nnemkadi Ogumike, Stanford (Sacramento)
- 2010-11 Nnemkadi Ogumike, Stanford (Spokane)
- 2011-12 Nnemkadi Ogumike, Stanford (Fresno)

NCAA REGIONAL ALL-TOURNAMENT TEAM

- 1981-82 Paula McGee, Pam McGee - USC (Mideast)
- 1982-83 Pam McGee, Paula McGee, Cheryl Miller - USC (West); Judy Poelstra - Oregon State (West)
- 1983-84 Paula McGee, Cynthia Cooper, Cheryl Miller - USC (West)
- 1985-86 Cheryl Miller, Cynthia Cooper - USC (West)
- 1986-97 Monica Lamb - USC (West)
- 1987-88 Cherie Nelson - USC (West)
- 1989-90 Karen Deden - Washington (Mideast); Jennifer Azzi, Trisha Stevens - Stanford (West)
- 1990-91 Val Whiting, Sonja Henning, Julie Zeilstra - Stanford (West)
- 1991-92 Molly Goodenbour, Rachel Hemmer - Stanford (West); Joni Easterly, Lisa Leslie - USC (West)
- 1992-93 Val Whiting - Stanford (West)
- 1993-94 Lisa Leslie, Tina Thompson - USC (Mideast)
- 1994-95 Christy Hedgpeth, Anita Kaplan - Stanford (West)
- 1995-96 Kate Starbird, Naomi Multaoupele, Vanessa Nygaard - Stanford (West)
- 1996-97 Jamila Wideman, Kate Starbird, Kristin Folk, Olympia Scott - Stanford (West)
- 1997-98 Lisa Griffith - Arizona (East)
- 1998-99 Michelle Greco, Maylana Martin - UCLA (West)
- 2000-01 Andrea Lalum - Washington (West)
- 2001-02 Nicole Powell - Stanford (West)
- 2003-04 Nicole Powell, Susan Borchardt - Stanford (Midwest)
- 2004-05 Susan Borchardt, Candice Wiggins - Stanford (Kansas City); Kylan Loney - Arizona State (Tempe)
- 2005-06 Candice Wiggins, Brooke Smith - Stanford (San Antonio)
- 2006-07 Danielle Orsillo, Arizona State (Greensboro)
- 2007-08 Candice Wiggins, Jayne Appel, Kayla Pedersen - Stanford (Spokane)
- 2008-09 Briann January, Danielle Orsillo - Arizona State (Trenton); Jayne Appel, Jillian Harmon, Jeanette Pohlen - Stanford (Berkeley)
- 2009-10 Jayne Appel, Kayla Pedersen, Nnemkadi Ogumike - Stanford (Sacramento)
- 2010-11 Chiney Ogumike, Nnemkadi Ogumike - Stanford (Spokane)
- 2011-12 Chiney Ogumike, Nnemkadi Ogumike - Stanford (Fresno)



Oregon's Stefanie Kasperski was the 1989-90 Academic All-America of the Year.

1986-87

Jennifer Bennett California
Yvette Cole Washington
Dora Dome UCLA
Monica Lamb USC
Lauri Landerholm* Oregon
Cherie Nelson USC
Gabi Neumann Oregon
Lisa Oriard Washington
Dana Patterson Arizona
Rhonda Windham USC

1987-88

Jennifer Azzi Stanford
Yvette Cole Washington
Dora Dome UCLA
Chelle Flamoe Oregon State
Jonni Gray Washington State
Karon Howell USC
Stefanie Kasperski Oregon
Shamona Mosley Arizona State
Cherie Nelson* USC
Lisa Oriard Washington
Dana Patterson Arizona
Katy Steding Stanford

1988-89

Jennifer Azzi* Stanford
Yvette Cole Washington
Chelle Flamoe Oregon State
Amy Gamble Arizona
Jonni Gray Washington State
Sonja Henning Stanford
Stefanie Kasperski Oregon
Cherie Nelson USC
Katy Steding Stanford
Sandra VanEmbricqs UCLA

1989-90

Jennifer Azzi* Stanford
Karen Deden Washington
Sonja Henning Stanford
Stefanie Kasperski Oregon
Amy Mickelson Washington
Angie Miller Washington State
Katy Steding Stanford
Rehema Stephens UCLA
Trisha Stevens Stanford
Sandra VanEmbricqs UCLA

1990-91

Karen Deden Washington
Sonja Henning* Stanford
Lisa Leslie USC
Laurie Merlino Washington
Judy Shannon Oregon State
Trisha Stafford California
Rehema Stephens UCLA
Trisha Stevens Stanford
Tammy Story USC
Julie Zeilstra Stanford

1991-92

Ryneldi Becenti Arizona State
Margo Clark Arizona
Lisa Leslie USC
Judy Shannon Oregon State
Trisha Stafford California
Rehema Stephens UCLA
Tammy Story USC
Val Whiting* Stanford
Natalie Williams UCLA
Milica Vukadinovic California

1992-93

Nicole Anderson UCLA
Ryneldi Becenti Arizona State
Joni Easterly USC
Molly Goodenbour Stanford
Tanja Kostic Oregon State
Lisa Leslie USC
Rhonda Smith Washington
Milica Vukadinovic California
Val Whiting* Stanford
Natalie Williams UCLA

1993-94

Tara Davis Washington
Christy Hedgpeh Stanford
Rachel Hemmer Stanford
Anita Kaplan Stanford
Tanja Kostic Oregon State
Lisa Leslie USC
Nicky McCrimmon USC
Rhonda Smith Washington
Debbie Sporcich Oregon
Natalie Williams* UCLA

1994-95

Sally Crowe Oregon
Rena Fegent Oregon
Kisa Hughes UCLA
Anita Kaplan Stanford
Tanja Kostic* Oregon State
Rhonda Smith Washington
Eliza Sokolowska California
Kate Starbird Stanford
Tina Thompson USC
Boky Vidic Oregon State

1995-96

Adia Barnes Arizona
Arianne Boyer Oregon
Rena Fegent Oregon
Nickey Hilbert UCLA
Tanja Kostic* Oregon State
Brenda Pantoja Arizona
Jenni Ruff Washington State
Kate Starbird* Stanford
Tina Thompson USC
Jamila Wideman Stanford

1996-97

Adia Barnes Arizona
Arianne Boyer Oregon
Jade Hyett Washington State
Tina Lelas Oregon State
Tanja Kostic Oregon State
Maylana Martin UCLA
Jamie Redd Washington
Olympia Scott Stanford
Kate Starbird* Stanford
Tina Thompson USC
Jamila Wideman Stanford

1997-98

Adia Barnes* Arizona
Kristin Clark USC
Kristin Folkl Stanford
Erica Gomez UCLA
Amber Hall Washington
Natalie Hughes Oregon
Maylana Martin UCLA
Vanessa Nygaard Stanford
Jamie Redd Washington
Olympia Scott Stanford

1998-99

LaCresha Flannigan UCLA
Milena Flores Stanford
Erica Gomez UCLA
Amber Hall Washington
Angela Lackey Arizona
Tricia Lamb Washington State
Maylana Martin* UCLA
Jamie Redd Washington
Adrain Williams USC
Shaquala Williams Oregon
Felecity Willis Arizona

1999-2000

Tatum Brown Arizona
Milena Flores Stanford
Megan Franza Washington
Rachel Holt Arizona State
Maylana Martin UCLA
Sissel Pierce Oregon State
Felicia Ragland Oregon State
Shaquala Williams* Oregon
Felecity Willis Arizona
Angelina Wolvert Oregon

2000-01

Reshea Bristol Arizona
Megan Franza Washington
Michelle Greco UCLA
Courtney Johnson California
Melody Johnson Arizona State
Amanda Levens Arizona State
Elizabeth Pickney Arizona
Nicole Powell Stanford
Felicia Ragland* Oregon State
Angelina Wolvert Oregon

2001-02

Ebony Hoffman USC
 Aisha Hollans USC
 Amanda Levens Arizona State
 Giuliana Mendiola Washington
 Loree Payne Washington
 Elizabeth Pickney Arizona
 Nicole Powell* Stanford
 Felicia Raglandl Oregon State
 Shaquala Williams Oregon
 Lindsey Yamasaki Stanford

2002-03

Nikki Blue UCLA
 Leilani Estavan Oregon State
 Michelle Greco UCLA
 Ebony Hoffman USC
 Giuliana Mendiola* Washington
 Loree Payne Washington
 Shawntinice Polk Arizona
 Nicole Powell Stanford
 Kelley Suminski Stanford
 Dee-Dee Wheeler Arizona

2003-04

Nihan Anaz California
 Nikki Blue UCLA
 Ebony Hoffman USC
 Andrea Lalum Washington
 Kylan Loney Arizona State
 Giuliana Mendiola Washington
 Shawntinice Polk Arizona
 Nicole Powell* Stanford
 Noelle Quinn UCLA
 Dee-Dee Wheeler Arizona

2004-05

Andrea Bills Oregon
 Nikki Blue UCLA
 Cathrine Kraayeveld Oregon
 Shawntinice Polk Arizona
 Brooke Smith Stanford
 Kelley Suminski Stanford
 Emily Westerberg Arizona State
 Dee-Dee Wheeler Arizona
 Candice Wiggins* Stanford
 Lisa Willis UCLA

2005-06

Nikki Blue UCLA
 Devanei Hampton California
 Cameo Hicks Washington
 Kristen Kovesdy Arizona State
 Eshaya Murphy USC
 Noelle Quinn UCLA
 Brooke Smith Stanford
 Emily Westerberg Arizona State
 Candice Wiggins* Stanford
 Lisa Willis UCLA

2006-07

Devanei Hampton* California
 Cameo Hicks Washington
 Aubree Johnson Arizona State
 Eshaya Murphy USC
 Casey Nash Oregon State
 Noelle Quinn UCLA
 Brooke Smith Stanford
 Ashley Walker California
 Emily Westerberg Arizona State
 Candice Wiggins Stanford

2007-08

FIRST TEAM
 Jayne Appel Stanford
 Devanei Hampton California
 Lindsey Pluimer UCLA
 Ashley Walker California
 Candice Wiggins* Stanford

SECOND TEAM

Alexis Gray-Lawson California
 Briann January Arizona State
 Lauren Lacey Arizona State
 Nadia Parker USC
 Ashley Whisonant Arizona

THIRD TEAM

Emily Florence Washington
 Merceded Fox-Griffin Oregon State
 Camille LeNoir USC
 Taylor Lilley Oregon
 Kayla Pedersen Stanford

2008-09

FIRST TEAM
 Jayne Appel* Stanford
 Alexis Gray Lawson California
 Ify Ibekwe Arizona
 Briann January Arizona State
 Ashley Walker California

SECOND TEAM

Doreena Campbell UCLA
 Jillian Harmon Stanford
 Camille LeNoir USC
 Jeanette Pohlen Stanford
 Dymond Simon Arizona State

THIRD TEAM

Brittney Davis Oregon State
 Micaela Cocks Oregon
 Briana Gilbreath USC
 Devanei Hampton California
 Kayla Pedersen Stanford

2009-10

Jayne Appel Stanford
 Doreena Campbell UCLA
 Micaela Cocks Oregon
 Ashley Corral USC
 Jasmine Dixon UCLA
 Briana Gilbreath USC
 Alexis Gray-Lawson California
 Ify Ibekwe Arizona
 Taylor Lilley Oregon
 Nnemkadi Ogwumike* Stanford
 Kayla Pedersen Stanford
 Jeanette Pohlen Stanford
 Danielle Orsillo Arizona State
 Sami Whitcomb Washington
 Davellyn Whyte Arizona

2010-11

Doreena Campbell UCLA
 Ashley Corral USC
 Jasmine Dixon UCLA
 Briana Gilbreath USC
 Ify Ibekwe Arizona
 Nia Jackson Oregon
 Kristi Kingma Washington
 Darxia Morris UCLA
 Chiney Ogwumike Stanford
 Nnemkadi Ogwumike Stanford
 Kayla Pedersen Stanford
 Jeanette Pohlen* Stanford
 Dymond Simon Arizona State
 DeNesha Stallworth California
 Davellyn Whyte Arizona

2011-12

Jazmine Davis Washington
 Layshia Clarendon California
 Ashley Corral USC
 Rebekah Gardner UCLA
 Briana Gilbreath USC
 Chucky Jeffery Colorado
 Amanda Johnson Oregon
 Toni Kokenis Stanford
 Earlysia Marchbanks Oregon State
 Chiney Ogwumike Stanford
 Nnemkadi Ogwumike* Stanford
 Regina Rogers Washington
 Markel Walker UCLA
 Davellyn Whyte Arizona
 Taryn Wicijowski Utah

* *Player of the Year*

ARIZONA.....29
 Dana Patterson 87, 88
 Amy Gamble 89
 Margo Clark 92
 Adia Barnes 96, 97, 98
 Brenda Pantoja 96
 Angela Lackey 99
 Felicity Willis 99, 00
 Tatum Brown 00
 Reshea Bristol 01
 Elizabeth Pickney 01, 02
 Shawntinice Polk 03
 Dee-Dee Wheeler 03, 04, 05
 Shawntinice Polk 03, 04, 05
 Ashley Whisonant 08 (2nd)
 Ify Ibekwe 09, 10, 11
 Davellyn Whyte 10, 11, 12

ARIZONA STATE.....19
 Shamona Mosley 88
 Ryneldi Becenti 92, 93
 Rachel Holt 00
 Melody Johnson 01
 Amanda Levens 01, 02
 Kylan Loney 04
 Emily Westerberg 05, 06, 07
 Kristen Kovetsy 06
 Aubree Johnson 07
 Briann January 08 (2nd), 09
 Lauren Lacey 08 (2nd)
 Dymond Simon 09 (2nd), 11
 Danielle Orsillo 10

CALIFORNIA.....20
 Jennifer Bennett 87
 Trisha Stafford 91, 92
 Milica Vukadinovic 92, 93
 Eliza Sokolowska 95
 Courtney Johnson 01
 Nihan Anaz 04
 Devanei Hampton 06, 07, 08, 09 (3rd)
 Ashley Walker 07, 08, 09
 Alexis Gray-Lawson 08 (2nd), 09, 10
 DeNesha Stallworth 11
 Layschia Clarendon 12

COLORADO.....1
 Chucky Jeffery 12

OREGON.....25
 Lauri Landerholm 87
 Gabi Neumann 87
 Stefanie Kasperski 88, 89, 90
 Debbie Sporcich 94
 Sally Crowe 95
 Renae Fegent 95, 96
 Arianne Boyer 96, 97
 Natalie Hughes 98
 Shaquala Williams 99, 00, 02
 Angelina Wolvert 00, 01
 Cathrine Kraayeveld 05
 Andrea Bills 05
 Taylor Lilley 08 (3rd), 10

Micaela Cocks 09 (3rd), 10
 Nia Jackson 11
 Amanda Johnson 12

OREGON STATE.....19
 Chelle Flamoe 88, 89
 Judy Shannon 91, 92
 Tanja Kostic 93, 94, 95, 96
 Boky Vidic 95
 Tina Lelas 97
 Sissel Pierce 00
 Felicia Ragland 00, 01, 02
 Leilani Estavan 03
 Casey Nash 07
 Mercedes Fox-Griffin 08 (3rd)
 Brittney Davis 09 (3rd)
 Earlysia Marchbanks 12

STANFORD.....61
 Jennifer Azzi 88, 89, 90
 Katy Steding 88, 89, 90
 Sonja Henning 89, 90, 91
 Trisha Stevens 90, 91
 Julie Zielstra 91
 Val Whiting 92, 93
 Molly Goodenbour 93
 Christy Hedgpeth 94
 Rachel Hemmer 94
 Anita Kaplan 94, 95
 Kate Starbird 95, 96, 97
 Jamila Wideman 96, 97
 Olympia Scott 97, 98
 Vanessa Nygaard 98
 Kristin Folk 98
 Milena Flores 99, 00
 Nicole Powell 01, 02, 03, 04
 Lindsey Yamasaki 02
 Kelley Suminski 03, 05
 Brooke Smith 05, 06, 07
 Candice Wiggins 05, 06, 07, 08
 Jayne Appel 08, 09, 10
 Kayla Pedersen 08 (3rd), 09 (3rd), 10, 11
 Jillian Harmon 09 (2nd)
 Jeanette Pohlen 09 (2nd), 10, 11
 Nnemkadi Ogwumike 10, 11, 12
 Chiney Ogwumike 11, 12
 Toni Kokenis 12

UCLA.....40
 Dora Dome 87, 88
 Sandra VanEmbricqs 89, 90
 Rehema Stephens 90, 91, 92
 Natalie Williams 92, 93, 94
 Nicole Anderson 93
 Kisa Hughes 95
 Nickey Hilbert 96
 Maylana Martin 97, 98, 99, 00
 Erica Gomez 98, 99
 LaCresha Flannigan 99
 Michelle Greco 01, 03
 Nikki Blue 03, 04, 05, 06
 Lisa Willis 05, 06
 Noelle Quinn 04, 06, 07

Lindsey Pluimer 08
 Doreena Campbell 09 (2nd), 10, 11
 Jasmine Dixon 10, 11
 Darxia Morris 11
 Rebekah Gardner 12
 Markel Walker 12

USC.....34
 Rhonda Windham 87
 Cherie Nelson 87, 88, 89
 Monica Lamb 87
 Karon Howell 87
 Lisa Leslie 91, 92, 93, 94
 Tammy Story 91, 92
 Joni Easterly 93
 Nicky McCrimmon 94
 Tina Thompson 95, 96, 97
 Kristin Clark 98
 Adrain Williams 99
 Ebony Hoffman 02, 03, 04
 Aisha Hollans 02
 Eshaya Murphy 06, 07
 Nadia Parker 08 (2nd)
 Camille LeNoir 08 (3rd), 09 (2nd)
 Briana Gilbreath 09 (3rd), 10, 11, 12
 Ashley Corral 10, 11, 12

UTAH.....1
 Taryn Wicijowski 12

WASHINGTON.....33
 Yvette Cole 87, 88, 89
 Lisa Oriard 87, 88
 Karen Deden 89, 90
 Amy Mickelson 90
 Laurie Merlino 91
 Rhonda Smith 93, 94, 95
 Tara Davis 94
 Jamie Redd 97, 98, 99
 Amber Hall 98, 99
 Megan Franza 00, 01
 Giuliana Mendiola 02, 03, 04
 Loree Payne 02, 04
 Andrea Lalum 04
 Cameo Hicks 06, 07
 Emily Florence 08 (3rd)
 Sami Whitcomb 10
 Kristi Kingma 11
 Jazmine Davis 12
 Regina Rogiers 12

WASHINGTON STATE.....6
 Jonni Gray 88, 89
 Angie Miller 89
 Jenni Ruff 96
 Jade Hyatt 97
 Tricia Lamb 99

FOUR-TIME SELECTIONS
 Lisa Leslie, USC 91, 92, 93, 94
 Tanja Kostic, OSU 93, 94, 95, 96
 Maylana Martin, UCLA 97, 98, 99, 00
 Nicole Powell, STAN 01, 02, 03, 04
 Nikki Blue, UCLA 03, 04, 05, 06
 Candice Wiggins, STAN 05, 06, 07, 08
 Devanei Hampton, CAL 06, 07, 08, 09
 Kayla Pedersen, STAN 08, 09, 10, 11
 Briana Gilbreath, USC 09, 10, 11, 12

THREE-TIME SELECTIONS
 Stefanie Kasperski, ORE 88, 89, 90
 Jennifer Azzi, STAN 88, 89, 90
 Katy Steding, STAN 88, 89, 90
 Sonja Henning, STAN 88, 89, 90
 Rehema Stephens, UCLA 90, 91, 92
 Natalie Williams, UCLA 92, 93, 94
 Cherie Nelson, USC 87, 88, 89
 Yvette Cole, WASH 87, 88, 89
 Rhonda Smith, WASH 93, 94, 95
 Kate Starbird, STAN 95, 96, 97
 Tina Thompson, USC 95, 96, 97
 Adia Barnes, ARIZ 96, 97, 98
 Jamie Redd, WASH 97, 98, 99
 Felicia Ragland, OSU 00, 01, 02
 Shaquala Williams, ORE 99, 00, 02
 Giuliana Mendiola, WASH 02, 03, 04
 Ebony Hoffman, USC 02, 03, 04
 Dee-Dee Wheeler, ARIZ 03, 04, 05
 Shawntinice Polk, ARIZ 03, 04, 05
 Emily Westerberg, ASU 05, 06, 07
 Brooke Smith, STAN 05, 06, 07
 Noelle Quinn, UCLA 04, 06, 07
 Ashley Walker, CAL 07, 08, 09
 Jayne Appel, STAN 08, 09, 10
 Alexis Gray-Lawson, CAL 08, 09, 10
 Doreena Campbell, UCLA 09, 10, 11
 Ify Ibekwe, ARIZ 09, 10, 11
 Jeanette Pohlen, STAN 09, 10, 11
 Ashley Corral, USC 10, 11, 12
 Nnemkadi Ogwumike, STAN 10, 11, 12
 Davellyn Whyte, ARIZ 10, 11, 12

TWO-TIME SELECTIONS
 Dora Dome, UCLA 87, 88
 Lisa Oriard, WASH 87, 88
 Dana Patterson, ARIZ 87, 88
 Chelle Flamoe, OSU 88, 89
 Jonni Gray, WSU 88, 89
 Karen Deden, WASH 89, 90
 Sandra VanEmbricqs, UCLA 89, 90
 Trisha Stevens, STAN 90, 91
 Judy Shannon, OSU 91, 92
 Trisha Stafford, CAL 91, 92
 Tammy Story, USC 91, 92
 Ryneldi Becenti, ASU 92, 93
 Milica Vukadinovic, CAL 92, 93
 Val Whiting, STAN 92, 93
 Anita Kaplan, STAN 94, 95
 Renae Fegent, ORE 95, 96
 Arianne Boyer, ORE 96, 97
 Jamilla Wideman, STAN 96, 97
 Olympia Scott, STAN 97, 98
 Erica Gomez, UCLA 98, 99
 Amber Hall, WASH 98, 99
 Milena Flores, STAN 99, 00
 Felicity Willis, ARIZ 99, 00
 Angelina Wolvert, ORE 00, 01
 Megan Franza, WASH 00, 01
 Elizabeth Pickney, ARIZ 01, 02
 Amanda Levens, ASU 01, 02
 Michelle Greco, UCLA 01, 03
 Loree Payne, WASH 02, 03
 Kelley Suminski, STAN 03, 05
 Lisa Willis, UCLA 05, 06
 Eshaya Murphy, USC 06, 07
 Cameo Hicks, WASH 06, 07
 Briann January, ASU 08, 09
 Camille LeNoire, USC 08, 09
 Micaela Cocks, ORE 09, 10
 Taylor Lilley, ORE 08, 10
 Jasmine Dixon, UCLA 10, 11
 Dymond Simon, ASU 09, 11
 Chiney Ogwumike, STAN 10, 11

Note: One team of 10 selected from 1987-2007; In 2008 and 2009, three teams of five were selected. Second and third teams indicated; one team of 15 selected beginning 2010.

DID YOU KNOW? Only 13 freshmen have ever earned first team all-conference honors: Lisa Leslie, USC ('91), Tanja Kostic, OSU ('93), Maylana Martin, UCLA ('97), Shaquala Williams, ORE ('99), Nicole Powell, STAN ('01), Shawntinice Polk, ARIZ ('03), Nikki Blue, UCLA ('03), Noelle Quinn, UCLA ('04), Candice Wiggins, STAN ('05), Devanei Hampton, CAL ('06), Davellyn White, ARIZ ('10), Chiney Ogwumike, STAN ('11) and Jazmine Davis, WASH ('12).

SELECTIONS BY SCHOOL

Stanford.....	26
California.....	16
UCLA.....	15
Arizona.....	13
Oregon.....	11
USC.....	12
Washington.....	12
Oregon State.....	10
Arizona State.....	9
Washington State.....	8

ALL-FRESHMAN TEAM

1986-87

Jennifer Azzi.....	Stanford
Anja Hellman.....	California
Stefanie Kasperski.....	Oregon
Seija Leino.....	California
Katy Steding.....	Stanford
Monica Lamb*.....	USC

1987-88

Karen Deden *.....	Washington
Sonja Henning.....	Stanford
Teresa Palmisano.....	California
Kari Parriott*.....	Oregon State
Trisha Stevens.....	Oregon State
Angie Weir.....	Washington State

1988-89

Kesha Martin.....	California
Kristal Stahl.....	Washington State
Tammy Story.....	USC
Molly Tideback*.....	UCLA
Julie Zeilstra.....	Stanford

1989-90

Nicole Anderson.....	UCLA
Joni Easterly.....	USC
Aili Gronroos.....	California
Vanessa Selden.....	Oregon
Val Whiting*.....	Stanford

1990-91

Tara Davis.....	Washington
Lisa Leslie*.....	USC
Natalia Mattick.....	Oregon State
Debbie Sporchich.....	Oregon
Natalie Williams.....	UCLA

1991-92

Rachel Hemmer*.....	Stanford
Stacey Johnson.....	Arizona State
Anita Kaplan.....	Stanford
Rhonda Smith.....	Washington
Jacinda Sweet.....	Arizona

1992-93

Keisha Anderson.....	Arizona
Tanja Kostic*.....	Oregon State
Anette Mollerstrom.....	Oregon State
Michelle Palmisano.....	UCLA
Melissa Wuschnig.....	Washington

1993-94

Arienne Boyer.....	Oregon
Kristina Lelas.....	Oregon State
Kate Starbird.....	Stanford
Tina Thompson*.....	USC
Jamila Wideman.....	Stanford

1994-95

Adia Barnes*.....	Arizona
Kristin Folkl.....	Stanford
Tawana Grimes.....	UCLA
Naomi Mulitauaoepele.....	Stanford
Gena Pelz.....	Washington

1995-96

Erica Gomez*.....	UCLA
Jade Hyett.....	Washington State
Jennie Leander.....	California
Erica Mashia.....	USC
Jamie Redd.....	Washington

1996-97

Milena Flores.....	Stanford
Lisa Griffith.....	Arizona
Maylana Martin*.....	UCLA
Jenny Mowe.....	Oregon
Joanna Smith.....	Washington State

1997-98

Reshea Bristol.....	Arizona
Alke Dietel*.....	Washington State
Brianne Meharry.....	Oregon
Masa Radovic.....	California
Angelina Wolvert.....	Oregon

1998-99

Michelle Greco.....	UCLA
Theresa Jantzen.....	Arizona State
Elizabeth Pickney.....	Arizona
Shaquala Williams*.....	Oregon
Lindsey Yamasaki.....	Stanford

1999-00

Sarah Allen.....	Arizona State
Jamie Carey*.....	Stanford
Nicole Kaczmarek.....	UCLA
Loree Payne.....	Washington
Krista Warren.....	Arizona

2000-01

Betsy Boardman.....	Arizona State
Ebony Hoffman.....	USC
Veranda James.....	Arizona
Giuliana Mendiola.....	Washington
Nicole Powell*.....	Stanford

2001-02

Kristen O'Neill.....	Washington
Kelley Suminski.....	Stanford
T'Nae Thiel.....	Stanford
Dee-Dee Wheeler*.....	Arizona
Rachel Woodward.....	USC

2002-03

Nikki Blue.....	UCLA
Amy Denson.....	Arizona State
Carolyn Ganes.....	Oregon
Jill Noe.....	Arizona State
Shawntinice Polk*.....	Arizona

2003-04

Eleanor Haring.....	Oregon
Cameo Hicks.....	Washington
Kristen Newlin.....	Stanford
Noelle Quinn*.....	UCLA
Emily Westerberg.....	Arizona State

2004-05

Brynn Cameron.....	USC
Kristen Forristall.....	Oregon
Jessica Lawson.....	California
Lindsey Pluimer.....	UCLA
Candice Wiggins*.....	Stanford

2005-06

Alexis Gray-Lawson*.....	California
Devanei Hampton.....	California
Jillian Harmon.....	Stanford
Briann January.....	Arizona State
Ashley Walker.....	California

2006-07

Jayne Appel*.....	Stanford
J.J. Hones.....	Stanford
Judie Lomax.....	Oregon State
Dymond Simon.....	Arizona State
Natasha Vital.....	California

2007-08

Doreena Campbell.....	UCLA
Ify Ibekwe.....	Arizona
Kayla Pedersen*.....	Stanford
Katelan Redmon.....	Washington
Talisa Rhea.....	Oregon State

2008-09

Courtney Clements.....	Arizona
Briana Gilbreath*.....	USC
Atonye Nyingifa.....	UCLA
Nnemkadi Ogwumike.....	Stanford
Jazmine Perkins.....	Washington State

2009-10

KiKi Moore.....	Washington State
Haiden Palmer.....	Oregon State
DeNesha Stallworth.....	California
Markel Walker.....	UCLA
Davellyn Whyte*.....	Arizona

2010-11

Cassie Harberts.....	USC
Alyssa Martin.....	Oregon State
Chiney Ogwumike*.....	Stanford
Sage Romberg.....	Washington State
Lindsay Sherbert.....	California

2011-12

Brittany Boyd.....	California
Ariya Cook.....	USC
Jazmine Davis*.....	Washington
Ali Gibson.....	Oregon State
Reshanda Gray.....	California

* - Freshman of the Year

ALL-DEFENSIVE TEAM

2007-08

Emily Florence.....	Washington
Tierra Henderson.....	UCLA
Briann January*.....	Arizona State
Simone Jelks.....	USC
Ashley Walker.....	California

2008-09

Mercedes Fox-Griffin.....	Oregon State
Jillian Harmon.....	Stanford
Ify Ibekwe.....	Arizona
Briann January*.....	Arizona State
Ashley Walker.....	California

2009-10

Briana Gilbreath*.....	USC
Rosalyn Gold-Onwude*.....	Stanford
Alexis Gray-Lawson.....	California
Ify Ibekwe.....	Arizona
Eliza Pierre.....	California

2010-11

Briana Gilbreath.....	USC
El Sara Greer.....	Oregon State
Ify Ibekwe*.....	Arizona
Eliza Pierre.....	California
Chiney Ogwumike.....	Stanford

2011-12

Kali Bennett.....	Arizona State
Patricia Bright.....	Oregon State
Briana Gilbreath.....	USC
Chucky Jeffery.....	Colorado
Chiney Ogwumike*.....	Stanford

* - Defensive Player of the Year



Arizona State's Briann January was the first player to be named Pac-10 Defensive Player of the Year, winning the award twice.

	PLAYER OF THE YEAR	JOHN R. WOODEN COACH OF THE YEAR	FRESHMAN OF THE YEAR	DEFENSIVE PLAYER OF THE YEAR
1986-87	Lauri Landerholm, ORE	Chris Gobrecht, WASH	Monica Lamb, USC	
1987-88	Cherie Nelson, USC	Chris Gobrecht, WASH	Karen Deden, WASH	
		Linda Sharp, USC	Kari Parriott, OSU	
1988-89	Jennifer Azzi, STAN	Tara VanDerveer, STAN	Molly Tideback, UCLA	
1989-90	Jennifer Azzi, STAN	Tara VanDerveer, STAN	Val Whiting, STAN	
1990-91	Sonja Henning, STAN	Harold Rhodes, WSU	Lisa Leslie, USC	
1991-92	Val Whiting, STAN	Gooch Foster, CAL	Rachel Hemmer, STAN	
1992-93	Val Whiting, STAN	Marianne Stanley, USC	Tanja Kostic, OSU	
1993-94	Natalie Williams, UCLA	Jody Runge, ORE	Tina Thompson, USC	
1994-95	Tanja Kostic, OSU	Tara VanDerveer, STAN	Adia Barnes, ARIZ	
1995-96	Tanja Kostic, OSU	Amy Tucker, STAN	Erica Gomez, UCLA	
	Kate Starbird, STAN	Marianne Stanley, STAN		
1996-97	Kate Starbird, STAN	Tara VanDerveer, STAN	Maylana Martin, UCLA	
1997-98	Adia Barnes, ARIZ	Joan Bonvicini, ARIZ	Alke Dietel, WSU	
1998-99	Maylana Martin, UCLA	Jody Runge, ORE	Shaquala Williams, ORE	
1999-00	Shaquala Williams, ORE	Judy Spoelstra, OSU	Jamie Carey, STAN	
2000-01	Felicia Ragland, OSU	Charli Turner Thorne, ASU	Nicole Powell, STAN	
2001-02	Nicole Powell, STAN	Tara VanDerveer, STAN	Dee-Dee Wheeler, ARIZ	
2002-03	Giuliana Mendiola, WASH	Tara VanDerveer, STAN	Shawntinice Polk, ARIZ	
2003-04	Nicole Powell, STAN	Caren Horstmeyer, CAL	Noelle Quinn, UCLA	
2004-05	Candice Wiggins, STAN	Tara VanDerveer, STAN	Candice Wiggins, STAN	
2005-06	Candice Wiggins, STAN	Tara VanDerveer, STAN	Alexis Gray-Lawson, CAL	
2006-07	Devanei Hampton, CAL	Joanne Boyle, CAL	Jayne Appel, STAN	
2007-08	Candice Wiggins, STAN	Tara VanDerveer, STAN	Kayla Pedersen, STAN	Briann January, ASU
2008-09	Jayne Appel, STAN	Tara VanDerveer, STAN	Briana Gilbreath, USC	Briann January, ASU
2009-10	Nnemkadi Ogwumike, STAN	Nikki Caldwell, UCLA	Davellyn Whyte, ARIZ	Briana Gilbreath, USC
				Rosalyn Gold-Onwude, STAN
2010-11	Jeanette Pohlen, STAN	Tara VanDerveer, STAN	Chiney Ogwumike, STAN	Ify Ibekwe, ARIZ
2011-12	Nnemkadi Ogwumike, STAN	Tara VanDerveer, STAN	Jazmine Davis, WASH	Chiney Ogwumike, STAN

SELECTIONS BY SCHOOL

PLAYER OF THE YEAR		FRESHMAN OF THE YEAR			
Stanford.....	16	2012	Stanford.....	8	2011
Oregon State.....	3	1996	USC.....	4	2009
UCLA.....	2	1999	UCLA.....	4	2004
California.....	1	2007	Arizona.....	4	2010
Washington.....	1	2003	Oregon State.....	2	1993
Arizona.....	1	1998	Washington.....	2	2012
USC.....	1	1988	California.....	1	2006
Oregon.....	1	1987	Oregon.....	1	1999
Arizona State.....	0	-	Washington State.....	1	1998
Colorado.....	0	-	Arizona State.....	0	-
Utah.....	0	-	Colorado.....	0	-
Washington State.....	0	-	Utah.....	0	-

COACH OF THE YEAR		DEFENSIVE PLAYER OF THE YEAR			
Stanford.....	14	2012	Arizona State.....	2	2009
California.....	3	2007	Stanford.....	2	2012
Oregon.....	2	1999	Arizona.....	1	2011
USC.....	2	1993	USC.....	1	2010
Washington.....	2	1988	California.....	0	--
Arizona State.....	1	2001	Colorado.....	0	-
Oregon State.....	1	2000	Oregon.....	0	--
Arizona.....	1	1998	Oregon State.....	0	--
UCLA.....	1	2010	UCLA.....	0	--
Washington State.....	1	1991	Utah.....	0	-
Colorado.....	0	-	Washington.....	0	--
Utah.....	0	-	Washington State.....	0	--

* includes co-winners



Stanford's Candice Wiggins was named the Player of the Year a Conference-record three times.

FRESHMEN NAMED TO ALL-PAC-12 TEAM

1990-91	Lisa Leslie, USC	2002-03	Nikki Blue, UCLA	2007-08	Kayla Pedersen, Stanford
1992-93	Tanja Kostic, Oregon State		Shawntinice Polk, Arizona	2008-09	Briana Gilbreath, USC
1996-97	Maylana Martin, UCLA	2003-04	Noelle Quinn, UCLA	2009-10	Davellyn Whyte, Arizona
1998-99	Shaquala Williams, Oregon	2004-05	Candice Wiggins, Stanford	2010-11	Chiney Ogwumike, Stanford
2000-01	Nicole Powell, Stanford	2005-06	Devanei Hampton, California	2011-12	Jazmine Davis, Washington

SELECTIONS BY SCHOOL

Stanford.....	44
Oregon.....	40
Arizona State.....	36
Washington.....	30
Washington State.....	29
California.....	25
USC.....	16
Oregon State.....	14
UCLA.....	11
Arizona.....	7
Utah.....	3
Colorado.....	0

1986-87

First Team

Chelle Flamoe.....	Oregon State
Erica Mueser.....	Stanford
Gabi Neumann.....	Oregon
Sherry Poole.....	Arizona State
Lisa Raschkow.....	Washington
Lauri Landerholm.....	Oregon

Second Team

Holly Ford.....	USC
Mia Kuusisto.....	California
Yolando Turner.....	Arizona
Rhonda Windham.....	USC
Lisa Oriard.....	Washington

1987-88

First Team

Chelle Flamoe.....	Oregon State
Holly Ford.....	USC
Stefanie Kasperski.....	Oregon
Lisa Oriard.....	Washington
Katy Steding.....	Stanford

Second Team

Kami Anderson.....	Stanford
Jennifer Azzi.....	Stanford
Timi Brown.....	Arizona
Paula Pyers.....	USC
Jacquie Semeniuk.....	Oregon
Jill Yanke.....	Stanford

1988-89

First Team

Fran Ciak.....	Arizona State
Karen Deden.....	Washington
Chelle Flamoe.....	Oregon State
Stefanie Kasperski.....	Oregon
Laurie Merlino.....	Washington

Second Team

Debbie Dalluge.....	Oregon State
Meme Fanner.....	California
Trina McCartney.....	Oregon
Michelle Miles.....	UCLA
Stacy Parson.....	Stanford
Jacquie Semeniuk.....	Oregon
Jill Yanke.....	Stanford

1989-90

First Team

Fran Ciak.....	Arizona State
Karen Deden.....	Washington
Stefanie Kasperski.....	Oregon
Tammy Story.....	USC
Julie Zeilstra.....	Stanford

Second Team

Timi Brown.....	Arizona
Sonja Henning.....	Stanford
Trina McCartney.....	Oregon
Jacquie Semeniuk.....	Oregon
Monica Wiley.....	California

1990-91

First Team

Karen Deden.....	Washington
Sonja Henning.....	Stanford
Laurie Merlino.....	Washington
Tammy Story.....	USC
Darla Williamson.....	Washington State

Second Team

Margo Evashevski.....	Oregon State
Jocelyn McIntire.....	Washington
Kristin Metson.....	Washington State
Lisa Salsman.....	Arizona State
Jennifer Self.....	California

1991-92

First Team

Margo Evashevski.....	Oregon State
Chris MacMurdo.....	Stanford
Jennifer Self.....	California
Tammy Story.....	USC
Darla Williamson.....	Washington State

Second Team

Kelly Blair.....	Oregon
Sonjhia Fleming.....	Oregon State
Christy Hedgpeth.....	Stanford
Lisa Salsman.....	Arizona State
Monica Wiley.....	California

1992-93

First Team

Margo Evashevski.....	Oregon State
Christy Hedgpeth.....	Stanford
Chris MacMurdo.....	Stanford
Milica Vukadinovic.....	California
Sara Wilson.....	Oregon

Second Team

Susie Jarosch.....	Washington State
Lori Lollis.....	Washington State
Lisa Salsman.....	Arizona State
Missy Smith.....	Oregon State
Missy Stowell.....	Oregon

1993-94

First Team

Missy Croshaw.....	Oregon
Christy Hedgpeth.....	Stanford
Anita Kaplan.....	Stanford
Jackie Lear.....	California
Sara Wilson.....	Oregon

Second Team

Kerri Barrett.....	California
Susie Jarosch.....	Washington State
Louise Nelson.....	California
Kate Paye.....	Stanford
Janelle Thompson.....	Arizona

1994-95

First Team

Susie Jarosch.....	Washington State
Anita Kaplan.....	Stanford
Ricarda Kuypers.....	UCLA
Jackie Lear.....	California
Kate Paye.....	Stanford

Second Team

Kerri Barrett.....	California
Betty Ann Boeving.....	Oregon
Cindie Edamura.....	Oregon
Kelli Kronberger.....	Washington State
Kate Starbird.....	Stanford

1995-96

First Team

Betty Ann Boeving.....	Oregon
Cindie Edamura.....	Oregon
Renae Fegent.....	Oregon
Kate Starbird.....	Stanford
Jamila Wideman.....	Stanford

Second Team

Allison Arredondo.....	UCLA
Arianne Boyer.....	Oregon
Heidi Hoffman.....	Washington
Ricarda Kuypers.....	UCLA
Joana Ziuraitis.....	Arizona State

1996-97

First Team

Betty Ann Boeving.....	Oregon
Cindie Edamura.....	Oregon
Renae Fegent.....	Oregon
Elise Niemela.....	Washington
Kate Starbird.....	Stanford
Jamila Wideman.....	Stanford

Second Team

Marte Alexander.....	Arizona
Mendy Benson.....	Oregon
Arianne Boyer.....	Oregon
Patrycja Czepiec.....	California
Liz Rizzo.....	California

1997-98

First Team

Marte Alexander.....	Arizona
Kristin Folkl.....	Stanford
Amber Hall.....	Washington
Jennie Leander.....	California
Natasha O'Brien.....	Oregon

Second Team

Mendy Benson.....	Oregon
Paige Bowie.....	California
Vanessa Nygaard.....	Stanford
Heather Owen.....	Stanford
Spring Steed.....	Arizona State

1998-99

First Team

Paige Bowie.....	California
Milena Flores.....	Stanford
Amber Hall.....	Washington
Jennie Leander.....	California
Natasha O'Brien.....	Oregon

Second Team

Regan Freuen.....	Stanford
Victoria Harrod.....	Washington State
Rachel Holt.....	Arizona State
Malinda Lynch.....	Washington
Katie Nyseth.....	Washington State
Natalie Tucker.....	Arizona State

1999-00

First Team

Paige Bowie.....	California
Milena Flores.....	Stanford
Megan Franza.....	Washington
Victoria Harrod.....	Washington State
Katie Nyseth.....	Washington State

Second Team

Alke Dietel.....	Washington State
Maylana Martin.....	UCLA
Kristine Sand.....	Arizona State
Nicole Strange.....	Oregon
Natalie Tucker.....	Arizona State

2000-01

First Team

Leah Combs.....	Arizona State
Megan Franza.....	Washington
Victoria Harrod.....	Washington State
Katie Nyseth.....	Washington State
Jill Pimley.....	Washington

Second Team

Jessica Collins.....	Washington State
Brianne Meharry.....	Oregon
Loree Payne.....	Washington
Genevieve Swedor.....	California
Natalie Tucker.....	Arizona State

2001-02

First Team

Jen Albert.....	Arizona State
Jessica Collins.....	Washington State
Leah Combs.....	Arizona State
Bethany Donaphin.....	Stanford
Loree Payne.....	Washington

Second Team

Betsy Boardman.....	Arizona State
Lindsey Egeland.....	Washington State
Carmen Krause.....	USC
Andrea Lalum.....	Washington
Lauren St. Clair.....	Stanford

2002-03

First Team

Jen Albert Arizona State
 Carrie Buckner Arizona State
 Hollye Chapman Oregon State
 Lindsey Egeland Washington State
 Loree Payne Washington

Second Team

Brina Chaney Oregon State
 Andrea Lalum Washington
 Sara McGee Stanford
 Kourtney Shreve Oregon
 Krista Warren Arizona

2003-04

First Team

Jen Albert Arizona State
 Brina Chaney Oregon State
 Hollye Chapman Oregon State
 Lindsey Egeland Washington State
 Carrie Mizusawa Oregon

Second Team

Susan Borchardt Stanford
 Carrie Buckner Arizona State
 Andrea Lalum Washington
 Krista Rappahahn Stanford
 Chelsea Trotter Stanford

2004-05

First Team

Kate Benz Washington State
 Susan King Borchardt Stanford
 Corrie Mizusawa Oregon
 Krista Rappahahn Stanford
 Kiki Williams California

Second Team

Kristin Iwanaga California
 Aubree Johnson Arizona State
 Emma Joneby Washington State
 Cathrine Kraayeveld Oregon
 Azella Perryman Stanford

2005-06

First Team

Kate Benz Washington State
 Mandy Close Oregon State
 Lindsey Plumier UCLA
 Krista Rappahahn Stanford
 Emily Westerberg Arizona State

Second Team

Nicole Castro Washington
 Adriane Ferguson Washington State
 Allison Jaskowiak USC
 Aubree Johnson Arizona State
 Kristen O'Neill Washington

2006-07

First Team

Kate Benz Washington State
 Clare Bodensteiner Stanford
 Aubree Johnson Arizona State
 Lindsey Plumier UCLA
 Emily Westerberg Arizona State

Second Team

Nicole Berberet USC
 Kate Engelbrecht Arizona State
 Jamie Hagiya USC
 Allison Jaskowiak USC
 Erica Schelley Washington

2007-08

First Team

Kate Engelbrecht Arizona State
 Emily Florence Washington
 Allison Jaskowiak Kennedy USC
 Jill Noe Arizona State
 Lindsey Pluimer UCLA

Second Team

Lauren Greif California
 JJ Honess Stanford
 Simone Jelks USC
 Reagan Pariseau Arizona State
 Andrea Plouffe Washington

2008-09

First Team

Sybil Dosty Arizona State
 Kate Engelbrecht Arizona State
 Lauren Greif California
 Allison Taka UCLA

Second Team

Katie Appleton Washington State
 Kezia Kelly Washington State
 Danielle Orsillo Arizona State
 Erica Tukiainen UCLA
 Sami Whitcomb Washington

2009-10

First Team

Lauren Greif California
 Amanda Johnson Oregon
 Danielle Roark USC
 Allison Taka UCLA
 Kirsten Tilleman Oregon State

Second Team

Jayne Appel Stanford
 Julie Futch Oregon State
 JJ Honess Stanford
 Danielle Orsillo Arizona State
 Erica Tukiainen UCLA

2010-11

First Team

Jacki Gemelos USC
 Amanda Johnson Oregon
 Kayla Pedersen Stanford
 Dymond Simon Arizona State
 Laura Stanulis Oregon

Second Team

Kali Bennet Arizona State
 Briana Gilbreath USC
 Kristi Kingma Washington
 Rosie Tarnowski Washington State
 Mariah Williams UCLA

2011-12

First Team

Chelsea Bridgewater Utah
 Amanda Johnson Oregon
 Rachel Messer Utah
 Rosie Tarnowski Washington State
 Taryn Wicijowski Utah

Second Team

Kali Bennett Arizona State
 Layshia Clarendon California
 Danielle Love Oregon
 Chinye Ogwumike Stanford
 Laura Stanulis Oregon

**SCHOLAR-ATHLETE
OF THE YEAR**

2007-08 Lindsey Pluimer, UCLA
 2008-09 Sybil Dosty, Arizona State
 2009-10 Jayne Appel, Stanford
 2010-11 Kayla Pedersen, Stanford
 2011-12 Amanda Johnson, Oregon



Arizona State's Sybil Dosty was the 2008-09 recipient of the Toyo Tires Scholar-Athlete of the Year award.



UCLA's Lindsey Pluimer was the first player to receive the Toyo Tires Scholar-Athlete of the Year award for women's basketball in 2007-08.

PLAYERS OF THE WEEK



1986-87

Nov. 30 Chelle Flamoe, Oregon State
 Dec. 7 Mia Kuusisto, California
 Dec. 14 Lauri Landerholm, Oregon
 Dec. 21 Jennifer Bennett, California
 Jan. 5 Jennifer Bennett, California
 Jan. 12 Dora Dome, UCLA
 Jan. 19 Robin Connolly, Arizona State
 Jan. 26 Jennifer Azzi, Stanford
 Feb. 2 Lisa Oriard, Washington
 Kris Glidden, Oregon
 Feb. 9 Lauri Landerholm, Oregon
 Feb. 16 Jennifer Bennett, California
 Feb. 23 Gabi Neumann, Oregon
 Mar. 2 Jennifer Bennett, California
 Mar. 9 Monica Lamb, USC

1987-88

Nov. 30 Jill Yanke, Stanford
 Dec. 7 Jennifer Azzi, Stanford
 Dec. 14 Penny Bowden, Washington State
 Dec. 21 Amanda Ray, California
 Jan. 4 Cherie Nelson, USC
 Jan. 11 Sonja Henning, Stanford
 Jan. 18 Chelle Flamoe, Oregon State
 Jan. 25 Cherie Nelson, USC
 Feb. 1 Jonni Gray, Washington State
 Feb. 9 Dora Dome, UCLA
 Feb. 15 Stefanie Kasperski, Oregon
 Feb. 22 Cherie Nelson, USC
 Feb. 29 Cherie Nelson, USC
 Mar. 7 Cherie Nelson, USC
 Mar. 14 Karen O'Connor, Arizona State

1988-89

Nov. 28 Chelle Flamoe, Oregon State
 Dec. 5 Cherie Nelson, USC
 Dec. 12 Stefanie Kasperski, Oregon
 Dec. 19 Tori Baker, Oregon
 Jan. 3 Karon Howell, USC
 Jan. 9 Karen O'Connor, Arizona State
 Jan. 16 Trina McCartney, Oregon
 Jan. 23 Sandra Van Embricqs, UCLA
 Jan. 30 Amy Gamble, Arizona
 Feb. 6 Stefanie Kasperski, Oregon
 Feb. 13 Sonja Henning, Stanford
 Feb. 20 Stefanie Kasperski, Oregon
 Feb. 27 Chris Holten, California
 Mar. 6 Cherie Nelson, USC
 Mar. 13 Cherie Nelson, USC

1989-90

Nov. 27 Karen Deden, Washington
 Dec. 4 Chris Holten, California
 Dec. 11 Rehema Stephens, UCLA
 Dec. 18 Sonja Henning, Stanford
 Jan. 3 Amy Mickelson, Washington
 Jan. 8 Stefanie Kasperski, Oregon
 Jan. 15 Julie Zeilstra, Stanford
 Jan. 22 Karen O'Connor, Arizona State
 Jan. 29 Trisha Stevens, Stanford
 Feb. 5 Sandra Van Embricqs, UCLA
 Feb. 12 Laurie Merlino, Washington
 Amy Mickelson, Washington
 Feb. 26 Shana Daniels, Oregon State
 Mar. 5 Angie Miller, Washington State
 Mar. 12 Jennifer Azzi, Stanford

1990-91

Nov. 26 Lisa Leslie, USC
 Dec. 3 Trisha Stafford, California
 Dec. 10 Rehema Stephens, UCLA
 Dec. 17 Monique Ambers, Arizona State
 Jan. 2 Sonja Henning, Stanford
 Jan. 7 Julie Zeilstra, Stanford
 Jan. 14 Lisa Leslie, USC
 Jan. 21 Judy Shannon, Oregon State
 Jan. 28 Natalie Williams, UCLA
 Feb. 4 Staci Wallenborn, Oregon
 Feb. 11 Karen Deden, Washington
 Feb. 18 Darci Wellsandt, Washington State
 Feb. 25 Laura Baker, California
 Mar. 4 Lisa Leslie, USC
 Mar. 11 Judy Shannon, Oregon State

1991-92

Nov. 25 Chris MacMurdo, Stanford
 Dec. 1 Debbie Sporcich, Oregon
 Dec. 8 Ryneldi Becenti, Arizona State
 Judy Shannon, Oregon State
 Dec. 15 Val Whiting, Stanford
 Dec. 23 Trisha Stafford, California
 Dec. 30 Lisa Leslie, USC
 Jan. 6 Margo Clark, Arizona
 Jan. 13 Trisha Stafford, California
 Jan. 20 Val Whiting, Stanford
 Jan. 27 Lisa Leslie, USC
 Feb. 3 Rehema Stephens, UCLA
 Feb. 10 Judy Shannon, Oregon State
 Natalie Williams, UCLA
 Feb. 17 Christy Hedgpeth, Stanford
 Feb. 24 Ryneldi Becenti, Arizona State
 Mar. 2 Jovonne Smith, Arizona State
 Mar. 9 Tammy Story, USC
 Mar. 16 Natalie Williams, UCLA

1992-93

Dec. 7 Ryneldi Becenti, Arizona State
 Tanja Kostic, Oregon State
 Dec. 14 Anette Mollerstrom, Oregon State
 Dec. 21 Tanja Kostic, Oregon State
 Jan. 4 Milica Vukadinovic, California
 Jan. 11 Natalie Williams, UCLA
 Jan. 18 Joni Easterly, USC
 Jan. 25 Val Whiting, Stanford
 Feb. 1 Rhonda Smith, Washington
 Feb. 8 Lisa Leslie, USC
 Feb. 15 Ryneldi Becenti, Arizona State
 Debbie Sporcich, Oregon
 Feb. 22 Natalie Williams, UCLA
 Mar. 1 Val Whiting, Stanford
 Mar. 8 Val Whiting, Stanford
 Mar. 15 Shawn Coder, Arizona

1993-94

Dec. 6 Amy Jalewalia, UCLA
 Dec. 13 Shawn Coder, Arizona
 Tanja Kostic, Oregon State
 Dec. 20 Rachel Hemmer, Stanford
 Jan. 3 Melani Francis, Arizona State
 Jan. 10 Rhonda Smith, Washington
 Jan. 17 Lisa Leslie, USC
 Jan. 24 Debbie Sporcich, Oregon
 Jan. 31 Lisa Leslie, USC
 Natalie Williams, UCLA
 Feb. 7 Natalie Williams, UCLA
 Feb. 14 Natalie Williams, UCLA
 Feb. 21 Tanja Kostic, Oregon State
 Feb. 28 Anita Kaplan, Stanford
 Mar. 7 Rhonda Smith, Washington
 Mar. 13 Jessica Schutt, Oregon

1994-95

Dec. 5 Eliza Sokolowska, California
 Dec. 12 Adia Barnes, Arizona
 Dec. 19 Kate Starbird, Stanford
 Jan. 3 Tina Thompson, USC
 Jan. 9 Adia Barnes, Arizona
 Jan. 16 Kristin Erickson, Washington State
 Jan. 23 Renae Fegent, Oregon
 Jan. 30 Tanja Kostic, Oregon State
 Feb. 6 Tina Lelas, Oregon State
 Feb. 13 Eliza Sokolowska, California
 Feb. 20 Rhonda Smith, Washington
 Feb. 27 Anita Kaplan, Stanford
 Mar. 6 Jackie Lear, California
 Mar. 13 Tanja Kostic, Oregon State

1995-96

Dec. 4 Kate Starbird, Stanford
 Dec. 11 Jenni Ruff, Washington State
 Dec. 18 Tanja Kostic, Oregon State
 Jan. 2 Adia Barnes, Arizona
 Jan. 8 Jenni Ruff, Washington State
 Jan. 15 Kate Starbird, Stanford
 Jan. 22 Nickey Hilbert, UCLA
 Jan. 29 Tina Thompson, USC
 Feb. 5 Tanja Kostic, Oregon State
 Feb. 12 Renae Fegent, Oregon
 Feb. 19 Adia Barnes, Arizona
 Feb. 26 Eliza Sokolowska, California
 Jamila Wideman, Stanford
 Mar. 4 Molly Tuter, Arizona State
 Mar. 11 Jenni Ruff, Washington State

1996-97

Dec. 2 Vanessa Nygaard, Stanford
 Dec. 9 Tina Thompson, USC
 Dec. 16 Kate Starbird, Stanford
 Dec. 23 Tina Thompson, USC
 Jan. 6 Kate Starbird, Stanford
 Jan. 13 Kate Starbird, Stanford
 Jan. 20 Tina Thompson, USC
 Jan. 27 Jade Hyett, Washington State
 Tina Lelas, Oregon State
 Feb. 3 Monika Crank, Arizona
 Feb. 10 Arianne Boyer, Oregon
 Feb. 17 Lisa Griffith, Arizona
 Feb. 24 Natalie Hughes, Oregon
 Kate Starbird, Stanford
 Mar. 3 Arianne Boyer, Oregon
 Mar. 9 Laure Savasta, Washington

1997-98

Dec. 1 Amber Hall, Washington
 Dec. 8 Jamie Redd, Washington
 Dec. 15 Olympia Scott, Stanford
 Dec. 22 Melanie Pearson, UCLA
 Jan. 5 Adia Barnes, Arizona
 Jan. 12 Michelle Tom, Arizona State
 Jan. 19 Adia Barnes, Arizona
 Jan. 26 Kristin Folkl, Stanford
 Feb. 2 Olympia Scott, Stanford
 Feb. 9 Amber Hall, Washington
 Feb. 16 Vanessa Nygaard, Stanford
 Feb. 23 Adia Barnes, Arizona
 Mar. 2 Kristin Folkl, Stanford
 Mar. 9 Natasha O'Brien, Oregon

1998-99

Nov. 30 Maylana Martin, UCLA
 Dec. 6 Kristine Sand, Arizona State
 Dec. 13 Sissel Pierce, Oregon State
 Dec. 20 Angela Lackey, Arizona
 Jan. 5 Lindsey Dion, Oregon
 Jan. 11 LaCresha Flannigan, UCLA
 Jan. 18 Shaquala Williams, Oregon
 Jan. 25 Reshea Bristol, Arizona
 Feb. 1 Marie Philmann, UCLA
 Feb. 8 Theresa Jantzen, Arizona State
 Feb. 15 Regan Freuen, Stanford
 Feb. 22 Maylana Martin, UCLA
 Mar. 1 Jamie Redd, Washington
 Mar. 8 Regan Freuen, Stanford

1999-00

Nov. 29 Elizabeth Pickney, Arizona
 Dec. 6 Tatum Brown, Arizona
 Dec. 13 Maylana Martin, UCLA
 Dec. 20 Megan Franza, Washington
 Jan. 3 Carolyn Moos, Stanford
 Jan. 10 Kitch Kitchen, Arizona State
 Jan. 17 Lisa Griffith, Arizona
 Jan. 24 Maylana Martin, UCLA
 Jan. 31 Shavaki Jackson, California
 Feb. 7 Felecity Willis, Arizona
 Feb. 14 Rachel Holt, Arizona State
 Feb. 21 Tiffany Elmore, USC
 Feb. 28 Sissel Pierce, Oregon State
 Mar. 6 Shaquala Williams, Oregon
 Mar. 12 Nicole Kaczmariski, UCLA

2000-01

Nov. 27 Melody Johnson, Arizona State
 Dec. 4 Nicole Funn, Oregon State
 Dec. 11 Elizabeth Pickney, Arizona
 Dec. 18 Susan King, Stanford
 Jan. 2 Reshea Bristol, Arizona
 Jan. 8 Reshea Bristol, Arizona
 Jan. 15 Jamie Craighead, Oregon
 Jan. 22 Amanda Levens, Arizona State
 Jan. 29 Ebony Hoffman, USC
 Feb. 5 Elizabeth Pickney, Arizona
 Feb. 12 Megan Franza, Washington
 Feb. 19 Courtney Johnson, California
 Feb. 26 Lindsey Yamasaki, Stanford
 Mar. 5 Felicia Ragland, Oregon State
 Mar. 12 Nicole Powell, Stanford

2001-02

Nov. 26 Elizabeth Pickney, Arizona
 Dec. 3 Nicole Powell, Stanford
 Dec. 10 Amanda Levens, Arizona State
 Dec. 17 Amanda Levens, Arizona State
 Dec. 31 Nicole Powell, Stanford
 Jan. 7 Aisha Hollans, USC
 Jan. 14 Nicole Powell, Stanford
 Jan. 21 Felicia Ragland, Oregon State
 Jan. 28 Lindsey Yamasaki, Stanford
 Feb. 4 Giuliana Mendiola, Washington
 Feb. 11 Nicole Powell, Stanford
 Feb. 18 Cathrine Kraayeveld, Oregon
 Feb. 25 Felicia Ragland, Oregon State

PLAYER OF THE WEEK BY THE NUMBERS

Jayne Appel, STAN (2007-10).....9	Maylana Martin, UCLA (1997-2000)....4
Candice Wiggins, STAN (2005-08)9	Kayla Pedersen, STAN (2008-11).....4
Tanja Kostic, OSU (1993-96).....8	Elizabeth Pickney, ARIZ (1998-2002)...4
Lisa Leslie, USC (1991-94).....8	Judy Shannon, OSU (1991-92).....4
Cherie Nelson, USC (1987-89).....8	Rhonda Smith, WASH (1992-95).....4
Nicole Powell, STAN (2001-04).....8	Jennifer Azzi, STAN (1987-90).....3
Noelle Quinn, UCLA (2004-07).....8	Reshea Bristol, ARIZ (1998-2001).....3
Ashley Walker, CAL (2005-09).....8	Chelle Flamoe, OSU (1987-89).....3
Natalie Williams, UCLA (1991-94).....8	Cameo Hicks, WASH (2004-07).....3
Adia Barnes, ARIZ (1995-98).....7	Ify Ibekwe, ARIZ (2008-11).....3
Nnemkadi Ogwumike, STAN (2009-12)..7	Amanda Levens, ASU (1998-2002)....3
Shawntinice Polk, ARIZ (2003-05).....7	Amanda Johnson, ORE (2009-12).....3
Kate Starbird, STAN (1994-97).....7	Karen O'Connor, ASU (1988-91).....3
Stefanie Kasperski, ORE (1987-90).....5	Chiney Ogwumike, STAN (2011-pres.)...3
Giuliana Mendiola, WASH (2001-04)...5	Felicia Ragland, OSU (1998-2002)....3
Tina Thompson, USC (1994-97).....5	Jenni Ruff, WSU (1993-96).....3
Val Whiting, STAN (1989-93).....5	Eliza Sokolowska, CAL (1995-96).....3
Ryneldi Becenti, ASU (1992-93).....4	Debbie Sporcich, ORE (1991-94).....3
Jennifer Bennett, CAL (1987).....4	Trisha Stafford, CAL (1989-92).....3
Devanei Hampton, CAL (2005-09).....4	Rehema Stephens, UCLA (1990-92)...3
Sonja Henning, STAN (1988-91).....4	

SELECTIONS BY SCHOOL

Stanford.....	84
UCLA.....	44
USC.....	42
Arizona.....	38
Oregon.....	38
California.....	38
Arizona State.....	34
Oregon State.....	32
Washington.....	30
Washington State.....	13
Colorado.....	1
Utah.....	1

2010-11

Nov. 15	Briana Gilbreath, USC
Nov. 22	Darxia Morris, UCLA
Nov. 29	Amanda Johnson, Oregon
Dec. 6	Briana Gilbreath, USC
Dec. 13	DeNesha Stallworth, California
Dec. 20	Ashley Corral, USC
Dec. 27	Dymond Simon, Arizona State
Jan. 3	Jeanette Pohlen, Stanford
Jan. 10	Nia Jackson, Oregon
Jan. 17	Nnemkadi Ogwumike, Stanford
Jan. 24	Kayla Pedersen, Stanford
Jan. 31	Kristi Kingma, Washington
Feb. 8	Sage Romberg, Washington State
Feb. 14	Ify Ibekwe, Arizona
Feb. 21	El Sara Greer, Oregon State
Feb. 28	Darxia Morris, UCLA
Mar. 7	Ify Ibekwe, Arizona

2011-12

Nov. 15	Candice Warthen, Arizona
Nov. 21	Amanda Johnson, Oregon
Nov. 28	Nnemkadi Ogwumike, Stanford
Dec. 5	Chucky Jeffery, Colorado
Dec. 12	Patricia Bright, Oregon State
Dec. 19	Gennifer Brandon, California
Dec. 26	Nnemkadi Ogwumike, Stanford
Jan. 2	Jazmine Perkins, Washington State
Jan. 9	Nnemkadi Ogwumike, Stanford
Jan. 16	Chiney Ogwumike, Stanford
Jan. 23	Chiney Ogwumike, Stanford
Jan. 30	Chiney Ogwumike, Stanford
Feb. 6	Markel Walker, UCLA
Feb. 13	Michelle Plouffe, Utah
Feb. 20	Layshia Clarendon, California
Feb. 27	Regina Rogers, Washington
Mar. 5	Christina Marinacci, USC

2002-03

Dec. 2	Shawntinice Polk, Arizona
Dec. 9	Giuliana Mendiola, Washington
Dec. 16	Jill Noe, Arizona State
Dec. 22	Shawntinice Polk, Arizona
Dec. 29	Kelley Suminski, Stanford
Jan. 6	Jill Noe, Arizona State
Jan. 13	Michelle Greco, UCLA
Jan. 20	Dee-Dee Wheeler, Arizona
Jan. 27	Rometra Craig, USC
Feb. 3	Giuliana Mendiola, Washington
Feb. 10	Shawntinice Polk, Arizona
Feb. 17	Giuliana Mendiola, Washington
Feb. 24	Nicole Powell, Stanford
Mar. 3	Shawntinice Polk, Arizona

2003-04

Dec. 1	Giuliana Mendiola, Washington
Dec. 8	Nihan Anaz, California
Dec. 15	Nicole Powell, Stanford
Dec. 22	Leilani Estavan, Oregon State
Jan. 5	Shannon Howell, Oregon State
Jan. 12	Nicole Powell, Stanford
Jan. 19	Shawntinice Polk, Arizona
Jan. 26	Ebony Hoffman, USC
Feb. 2	Kylan Loney, Arizona State
Feb. 9	Shawntinice Polk, Arizona
Feb. 16	Noelle Quinn, UCLA
Feb. 23	Noelle Quinn, UCLA
Mar. 1	Shawntinice Polk, Arizona

2004-05

Nov. 29	Noelle Quinn, UCLA
Dec. 6	Noelle Quinn, UCLA
Dec. 13	Kylan Loney, Arizona State
Dec. 20	Dee-Dee Wheeler, Arizona
Dec. 30	Andrea Bills, Oregon
Jan. 5	Noelle Quinn, UCLA
Jan. 10	Candice Wiggins, Stanford
Jan. 17	Eshaya Murphy, USC
Jan. 24	Candice Wiggins, Stanford
Jan. 31	Brandi Davis, Oregon
Feb. 7	Nikki Blue, UCLA
Feb. 14	Natalie Jones, Arizona
Feb. 21	Brandi Davis, Oregon
Feb. 28	Kayla Burt, Washington

2005-06

Nov. 28	Lisa Willis, UCLA
Dec. 5	Noelle Quinn, UCLA
Dec. 12	Sarah Pool, California
Dec. 19	Carolyn Ganes, Oregon
Dec. 26	Cameo Hicks, Washington
Jan. 2	Devanei Hampton, California
Jan. 9	Candice Wiggins, Stanford
Jan. 16	Eshaya Murphy, USC
Jan. 23	Camille LeNoir, USC
Jan. 30	Noelle Quinn, UCLA
Feb. 6	Emily Westerberg, Arizona State
Feb. 13	Noelle Quinn, UCLA
Feb. 20	Kate Benz, Washington State
Feb. 27	Lisa Willis, UCLA

2006-07

Nov. 20	Ashley Walker, California
Nov. 27	Chloe Kerr, USC
Dec. 4	Cameo Hicks, Washington
Dec. 11	Ashley Walker, California
Dec. 18	Cameo Hicks, Washington
Dec. 26	Danielle Orsillo, Arizona State
Jan. 1	Candice Wiggins, Stanford
Jan. 8	Dymond Simon, Arizona State
Jan. 15	Devanei Hampton, California
Jan. 22	Ashley Walker, California
Jan. 29	Candice Wiggins, Stanford
Feb. 5	Tamika Nurse, Oregon
Feb. 12	Aubree Johnson, Arizona State
Feb. 19	Jayne Appel, Stanford
Feb. 26	Devanei Hampton, California

2007-08

Nov. 19	Jayne Appel, Stanford
Nov. 26	Nadia Parker, USC
Dec. 3	Ashley Walker, California
Dec. 10	Kirsten Thompson, Arizona State
Dec. 17	Candice Wiggins, Stanford
Dec. 24	Candice Wiggins, Stanford
Dec. 31	Sybil Dosty, Arizona State
Jan. 7	Devanei Hampton, California
Jan. 14	Ashley Walker, California
Jan. 21	Talisa Rhea, Oregon State
Jan. 28	Candice Wiggins, Stanford
Feb. 4	Candice Wiggins, Stanford
Feb. 11	Lindsey Pluimer, UCLA
Feb. 18	Jayne Appel, Stanford
Feb. 25	Lauren Lacey, Arizona State
Mar. 3	Sami Whitcomb, Washington

2008-09

Nov. 17	Talisa Rhea, Oregon State
Nov. 24	Jayne Appel, Stanford
Dec. 1	Ashley Walker, California
Dec. 8	Ashley Walker, California
Dec. 15	Ify Ibekwe, Arizona
Dec. 22	Alexis Mitchell, Oregon State
Dec. 29	Jayne Appel, Stanford
Jan. 5	Brynn Cameron, USC
Jan. 12	Doreena Campbell, UCLA
Jan. 19	Alexis Gray-Lawson, California
Jan. 26	Jayne Appel, Stanford
Feb. 2	Dymond Simon, Arizona State
Feb. 9	Camille LeNoir, USC
Feb. 16	Jayne Appel, Stanford
Feb. 23	Ashley Walker, California
Mar. 2	Kayla Pedersen, Stanford
Mar. 9	Jeannette Pohlen, Stanford

2009-10

Nov. 16	Nnemkadi Ogwumike, Stanford
Nov. 23	Nicole Canepa, Oregon
Nov. 30	Kayla Pedersen, Stanford
Dec. 7	Amanda Johnson, Oregon
Dec. 14	Nnemkadi Ogwumike, Stanford
Dec. 21	Kayla Pedersen, Stanford
Dec. 28	Sami Whitcomb, Washington
Jan. 4	Taylor Lilley, Oregon
Jan. 11	Nnemkadi Ogwumike, Stanford
Jan. 18	Davellyn Whyte, Arizona
Jan. 25	Alexis Gray-Lawson, California
Feb. 1	Markel Walker, UCLA
Feb. 8	April Cook, Washington State
Feb. 15	Jayne Appel, Stanford
Feb. 22	Jayne Appel, Stanford
Mar. 1	Jasmine Dixon, UCLA
Mar. 7	Ashley Corral, USC

PRESEASON COACHES' POLL



Year	Predicted Winner	Actual Finish	Actual Winner	Predicted Finish
2011-12	Stanford			
2011-12	Stanford	1st	Stanford	1st
2010-11	Stanford	1st	Stanford	1st
2009-10	Stanford	1st	Stanford	1st
2008-09	Stanford	1st	Stanford	1st
2007-08	Stanford	1st	Stanford	1st
2006-07	Stanford	1st	Stanford	1st
2005-06	Stanford	1st	Stanford	1st
2004-05	Stanford	1st	Stanford	1st
2003-04	Stanford	1st (tied)	Stanford, Arizona	1st/2nd
2002-03	Stanford	1st	Stanford	1st
2001-02	Stanford	1st	Stanford	1st
2000-01	Stanford	1st (tied)	ASU, Stanford, UW	6th/1st/7th
1999-00	UCLA	4th	Oregon	2nd
1998-99	UCLA	1st (tied)	Oregon, UCLA	1st/1st

YEAR-BY-YEAR PRESEASON COACHES' POLL STANDINGS

1998-99		2002-03		2006-07		2010-11	
Team Points		Team Points		Team Points		Team Points	
1. UCLA (5)	94	1. Stanford (9)	90	1. Stanford (9)	81	1. Stanford (9)	81
2. Stanford (2)	84	2. Washington	77	2. Arizona State (1)	70	2. UCLA (1)	73
3. Oregon (2)	77	3. Oregon (1)	71	3. USC	63	3. USC	61
4. Washington (1)	74	4. USC	67	T4. California	53	4. California	60
5. Arizona	64	5. Arizona	61	T4. Washington	53	5. Arizona State	49
6. USC	44	6. Arizona State	51	6. UCLA	46	6. Oregon	37
7. Arizona State	38	7. Oregon State	40	7. Arizona	32	7. Arizona	36
8. Washington State	31	8. UCLA	36	8. Oregon	22	T8. Washington	22
T9. California	22	9. California	26	9. Washington State	16	T8. Washington State	22
T9. Oregon State	22	10. Washington State	21	10. Oregon State	14	10. Oregon State	9
1999-2000		2003-04		2007-08		2011-12	
Team Points		Team Points		Team Points		Team Points	
1. UCLA (8)	98	1. Stanford (8)	80	1. Stanford (8)	79	1. Stanford (11)	121
2. Oregon (2)	85	2. Arizona (2)	72	2. Arizona State (1)	71	2. USC (1)	111
3. Stanford	80	3. Washington	61	3. California (1)	68	3. California	98
4. Arizona	74	4. Oregon	48	4. USC	56	4. UCLA	83
5. Arizona State	51	5. Arizona State	47	5. UCLA	44	5. Arizona State	68
6. Washington	47	6. UCLA	45	6. Washington	41	6. Utah	61
7. USC	37	7. USC	41	7. Oregon	34	7. Washington State	59
8. Oregon State	30	8. Oregon State	30	8. Arizona	31	8. Oregon	51
9. California	26	9. California	17	9. Oregon State	16	9. Arizona	48
10. Washington State	22	10. Washington State	9	10. Washington State	10	10. Washington	38
2000-01		2004-05		2008-09		2012-13	
Team Points		Team Points		Team Points		Team Points	
1. Stanford (9)	90	1. Stanford (8)	79	1. Stanford (6)	78	1. Stanford (11)	121
2. Oregon (1)	78	2. Arizona (1)	72	2. California (4)	76	2. California (1)	109
3. USC	70	3. UCLA (1)	68	3. Arizona State	65	3. UCLA	100
4. Arizona	66	4. Arizona State	50	4. USC	55	4. USC	91
5. Arizona State	57	5. Oregon	46	5. UCLA	48	5. Arizona State	67
T6. UCLA	49	6. Washington	42	6. Oregon	40	5. Oregon State	67
T6. Washington	49	7. USC	38	7. Washington	27	7. Utah	56
8. Oregon State	34	8. California	24	8. Oregon State	25	8. Washington	54
9. California	29	9. Oregon State	22	9. Washington State	20	9. Colorado	49
10. Washington State	18	10. Washington State	9	10. Arizona	16	10. Washington State	40
2001-02		2005-06		2009-10			
Team Points		Team Points		Team Points			
1. Stanford (9)	81	1. Stanford (9)	81	1. Stanford (9)	81		
2. Washington	65	2. USC (1)	70	2. California	67		
3. USC (1)	63	3. Arizona State	62	3. Arizona State (1)	64		
4. Arizona State	58	4. UCLA	60	4. UCLA	63		
T5. Arizona	50	5. Oregon	43	5. USC	48		
T5. Oregon	50	6. Arizona	42	6. Washington State	33		
7. Oregon State	39	7. Washington	36	7. Oregon State	29		
T8. California	19	8. California	30	8. Oregon	23		
T8. UCLA	19	9. Washington State	16	9. Arizona	22		
10. Washington State	11	10. Oregon State	10	10. Washington	20		

**ALL-CONFERENCE
2009-10**

Jayne Appel Stanford
Ashley Corral..... USC
Jasmine Dixon UCLA
Briana Gilbreath..... USC
Alexis Gray-Lawson California
Ify Ibekwe Arizona
Taylor Lilley Oregon
Nnemkadi Ogwumike..... Stanford
Danielle Orsillo Arizona State
Kayla Pedersen Stanford
Jeanette Pohlen Stanford
Talisa Rhea Oregon State
Markel Walker UCLA
Sami Whitcomb..... Washington
Davellyn Whyte Arizona

2010-11

Talia Caldwell California
Jasmine Dixon UCLA
Briana Gilbreath..... USC
El Sara Greer..... Oregon State
Ify Ibekwe Arizona
Nia Jackson Oregon
Amanda Johnson Oregon
Kristi Kingma Washington
Darxia Morris UCLA
Chiney Ogwumike Stanford
Nnemkadi Ogwumike..... Stanford
Kayla Pedersen Stanford
Jeanette Pohlen Stanford
DeNesha Stallworth..... California
Dymond Simon Arizona State

2011-12

Gennifer Brandon California
Layshia Clarendon..... California
Ashley Corral..... USC
Rebekah Gardner..... UCLA
Briana Gilbreath..... USC
Chucky Jeffery Colorado
Toni Kokenis Stanford
Earlysia Machbanks Oregon State
Michelle Plouffe Utah
Chiney Ogwumike Stanford
Nnemkadi Ogwumike..... Stanford
Regina Rogers Washington
Markel Walker UCLA
Davellyn Whyte Arizona
Taryn Wicijowski..... Utah

**ALL-DEFENSIVE TEAM
2009-10**

Briana Gilbreath..... USC
Rosalyn Gold-Onwude..... Stanford
Ify Ibekwe Arizona
KiKi Moore Washington State
Carly Noyes..... Washington State

2010-11

Jasmine Dixon UCLA
Briana Gilbreath..... USC
Ify Ibekwe Arizona
Chiney Ogwumike Stanford
Eliza Pierre..... California

2011-12

Kali Bennett Arizona State
Patricia Bright Oregon State
Briana Gilbreath..... USC
Nnemkadi Ogwumike..... Stanford
Jazmine Perkins..... Washington State

**ALL-FRESHMAN TEAM
2009-10**

Gennifer Brandon California
KiKi Moore Washington
DeNesha Stallworth..... California
Markel Walker UCLA
Davellyn Whyte Arizona

2010-11

Alexis Bostick..... Oregon State
Cassie Harberts..... USC
Alyssa Martin Oregon State
Chiney Ogwumike Stanford
Sage Romberg Washington State

2011-12

Brittany Boyd California
Jazmine Davis..... Washington
Ali Gibson Oregon State
Reshanda Gray California
Lexy Kresl Colorado
Amber Orange Stanford

PLAYER OF THE YEAR

Nnemkadi Ogwumike, Stanford 2010
Jeanette Pohlen, Stanford 2011
Nnemkadi Ogwumike, Stanford 2012

DEFENSIVE PLAYER OF THE YEAR

Ify Ibekwe, Arizona..... 2010
Briana Gilbreath, USC 2011
Briana Gilbreath, USC 2012

FRESHMAN OF THE YEAR

Davellyn Whyte, Arizona 2010
Chiney Ogwumike, Stanford 2011
Jazmine Davis, Washington 2012

COACH OF THE YEAR

Nikki Caldwell, UCLA 2010
Tara VanDerveer, Stanford 2011
Scott Rueck, Oregon State..... 2012

YEARLY PAC-12 REGULAR-SEASON CHAMPIONS

1986-87	USC
1987-88	Washington
1988-89	Stanford
1989-90	Stanford
	Washington
1990-91	Stanford
1991-92	Stanford
1992-93	Stanford
1993-94	USC
1994-95	Stanford
1995-96	Stanford
1996-97	Stanford
1997-98	Stanford
1998-99	Oregon
	UCLA
1999-00	Oregon
2000-01	Arizona State
	Stanford
	Washington
2001-02	Stanford
2002-03	Stanford
2003-04	Stanford
	Arizona
2004-05	Stanford
2005-06	Stanford
2006-07	Stanford
2007-08	Stanford
2008-09	Stanford
2009-10	Stanford
2010-11	Stanford
2011-12	Stanford

YEARLY CONFERENCE FINISHES

	ARIZ	ASU	CAL	COLO	ORE	OSU	STAN	UCLA	USC	UTAH	WASH	WSU
1986-87	T8	T8	5	--	T2	T6	T6t	4	1	--	T2	10
1987-88	10	T8	T6	--	5	T8	3	4	2	--	1	T6
1988-89	9	10	T4	--	3	7	1	T4	T4	--	2	T8
1989-90	T8	T8	T4	--	T4	10	T1	3	7	--	T1	T4
1990-91	10	9	7	--	8	5	1	T4	3		2	T4
1991-92	T9	5	T3	--	7	T9	1	T3	2	--	6	8
1992-93	8	T4	T4	--	T9	6	1	7	2	--	3	T9
1993-94	7	T9	T9	--	3	6	2	5	1	--	4	8
1994-95	7	10	T8	--	4	3	1	T8	5	--	2	6
1995-96	T3	9	10	--	T3	2	1	T6	T6	--	T3	T6
1996-97	T4	9	10	--	2	7	1	6	3	--	T4	8
1997-98	T2	T7	T9	--	4	T9	1	T2	6	--	5	T7
1998-99	4	T6	T6	--	T1	T9	3	T1	T9	--	5	8
1999-00	T2	7	8	--	1	T5	T2	4	T5	--	9	10
2000-01	5	T1	T6	--	4	T6	T1	10	T6	--	T1	9
2001-02	T6	T2	9	--	T6	T4	1	8	T4	--	T2	10
2002-03	T2	8	9	--	T5	T5	1	4	T5	--	T2	10
2003-04	T1	T3	9	--	8	7	T1	T3	T3	--	6	10
2004-05	5	T2	8	--	T2	10	1	6	T2	--	7	9
2005-06	9	2	6	--	8	7	1	3	T4	--	T4	10
2006-07	T8	2	3	--	6	T8	1	7	5	--	4	10
2007-08	T8	3	2	--	7	T8	1	T4	T4	--	6	10
2008-09	T8	T2	T2	--	7	T4	1	T4	T4	--	10	8
2009-10	8	5	4	--	T6	10	1	2	3	--	T6	9
2010-11	T4	3	6	--	9	10	1	2	T4	--	T7	T7
2011-12	12	4	10	2	9	T5	1	T5	3	T7	T7	11

Conference regular-season champion in **BOLD**

REGULAR-SEASON NON-CONFERENCE RECORDS

YEAR	ARIZ	ASU	CAL	COLO	ORE	OSU	STAN	UCLA	USC	UTAH	WASH	WSU	TOTAL
1986-87	7-4	6-3	9-1	8-6	8-2	9-1	6-4	7-3	6-4	10-5	8-2	8-2	74-26
1987-88	3-7	6-4	9-3	13-5	7-3	5-5	12-0	7-5	6-4	10-8	8-2	5-5	68-38
1988-89	5-5	6-4	5-5	13-4	8-3	6-4	8-2	4-6	4-6	15-5	7-6	7-3	60-44
1989-90	7-4	8-2	8-2	7-6	8-3	4-9	10-0	5-5	2-7	14-6	9-1	8-2	69-35
1990-91	5-8	9-1	7-3	10-5	7-3	8-2	7-3	5-5	6-4	11-7	8-1	8-2	70-32
1991-92	6-4	9-1	8-2	11-6	8-2	5-5	10-0	7-3	7-3	12-4	8-2	7-2	75-24
1992-93	6-3	7-2	8-1	15-2	6-3	6-3	10-2	5-4	7-2	10-5	5-4	4-5	64-29
1993-94	7-2	2-6	6-4	15-3	6-3	8-1	7-2	5-4	7-1	3-9	8-1	5-4	61-28
1994-95	5-7	6-3	5-4	16-3	7-8	8-1	9-1	5-4	8-1	11-5	10-3	7-2	70-34
1995-96	9-0	4-5	4-5	17-4	8-2	8-1	7-2	5-4	5-4	9-6	6-5	9-2	65-30
1996-97	10-1	6-4	4-5	11-5	7-2	6-3	12-1	6-3	6-3	10-5	5-4	6-3	68-29
1997-98	7-2	4-5	4-6	5-5	4-4	5-4	4-4	5-4	5-4	10-3	9-0	6-3	53-36
1998-99	5-4	6-3	6-3	8-5	9-2	8-1	4-7	8-4	4-5	9-5	4-5	6-3	60-37
1999-00	11-1	7-3	5-5	6-7	9-3	4-8	7-3	6-4	5-5	12-5	4-8	3-7	61-47
2000-01	10-2	8-4	4-6	11-4	7-3	8-2	6-4	1-11	5-5	14-4	7-3	5-5	61-45
2001-02	4-5	9-2	5-4	13-5	5-4	4-6	10-1	4-5	4-5	7-6	5-4	2-8	52-44
2002-03	7-2	8-1	4-5	13-3	4-5	6-3	8-1	5-4	5-6	12-5	8-1	1-8	56-36
2003-04	10-4	6-4	8-3	11-3	8-3	7-4	10-2	6-5	4-6	12-5	8-3	4-6	71-40
2004-05	9-5	12-4	7-4	7-5	9-4	5-6	15-2	6-4	8-5	14-6	5-7	4-6	80-47
2005-06	4-6	9-1	8-2	6-8	9-1	7-2	6-3	5-4	6-3	15-3	7-2	6-3	67-27
2006-07	7-7	15-3	11-3	7-7	9-4	5-5	12-4	7-7	7-5	9-8	7-6	4-7	84-49
2007-08	6-6	8-7	12-4	14-4	7-6	8-5	19-2	6-7	7-5	11-5	5-8	3-9	81-59
2008-09	8-5	11-6	12-4	8-5	4-8	11-3	16-4	10-3	8-6	10-7	5-7	7-5	92-51
2009-10	8-7	9-5	13-6	10-4	11-5	9-4	18-2	10-6	7-6	13-6	6-7	5-7	96-55
2010-11	11-4	9-4	11-5	12-6	9-3	7-5	15-3	12-3	14-5	11-6	5-5	2-11	95-53
2011-12	12-2	10-4	12-5	15-2	8-5	11-4	17-2	5-7	6-6	8-6	12-4	8-7	124-54
TOTAL	182-142	192-91	192-95	282-122	188-89	174-95	260-61	152-121	154-110	282-142	172-101	139-119	1735-948
PCT.	.562	.678	.669	.698	.679	.647	.900	.557	.583	.660	.630	.539	.647

NCAA CHAMPIONS FROM THE PAC-12:

1989-90 Stanford
1991-92 Stanford

1976-77

- Delta State
- Immaculata
- St. Joseph's
- Cal State Fullerton
- Tennessee
- Tennessee Tech
- Wayland Baptist
- Montclair State
- Stephen F. Austin
- North Carolina State
- Louisiana State
- Baylor
- UCLA**
- Old Dominion
- SE Louisiana
- Maryland
- Michigan State
- Mississippi College
- Southern Connecticut
- Kansas State

1977-78

- Tennessee
- Wayland Baptist
- North Carolina State
- Montclair State
- UCLA**
- Maryland
- Queens College
- Valdosta State
- Delta State
- Louisiana State
- St. Joseph's
- Old Dominion
- Missouri
- Stephen F. Austin
- Texas
- Ohio State
- Penn State
- Southern Connecticut
- Memphis State
- Mississippi

1978-79

- Old Dominion
- Louisiana Tech
- Tennessee
- Texas
- Stephen F. Austin
- UCLA**
- Rutgers
- Maryland
- Cheyney State
- Wayland Baptist
- North Carolina State
- Valdosta State
- Penn State
- Kansas State
- South Carolina
- Northwestern
- Nevada-Las Vegas
- Long Beach State
- Fordham
- Montclair State

1979-80

- Old Dominion
- Tennessee
- Louisiana Tech
- South Carolina
- Stephen F. Austin
- Maryland
- Texas
- Rutgers
- Long Beach State
- North Carolina State
- Kansas
- Cheyney State
- Kansas State
- Kentucky
- Northwestern
- Mercer
- OREGON**
- Central Missouri State
- San Francisco
- Brigham Young

1980-81

- Louisiana Tech
- Tennessee
- Old Dominion
- USC**
- Cheyney State
- Long Beach State
- UCLA**
- Maryland
- Rutgers
- Kansas
- Kentucky
- OREGON**
- North Carolina State
- Stephen F. Austin
- Illinois State
- Texas
- Jackson State
- Minnesota
- OREGON STATE**
- Clemson

1981-82

- Louisiana Tech
- Cheyney State
- Maryland
- Tennessee
- Texas
- USC**
- Old Dominion
- Rutgers
- Long Beach State
- Penn State
- Villanova
- North Carolina State
- Kentucky
- Kansas State
- South Carolina
- Drake
- Memphis State
- ARIZONA STATE**
- OREGON**
- Missouri

1982-83

- Louisiana Tech
- USC**
- Texas
- Old Dominion
- Cheyney State
- Maryland
- Long Beach State
- Georgia
- Tennessee
- Penn State
- Kentucky
- ARIZONA STATE**
- Mississippi
- Auburn
- Missouri
- North Carolina State
- Kansas State
- North Carolina
- OREGON STATE**
- Louisiana State

1983-84

- Texas
- Louisiana Tech
- Georgia
- Old Dominion
- USC**
- Long Beach State
- Kansas State
- Louisiana State
- Cheyney State
- Mississippi
- Missouri
- Alabama
- Northeast Louisiana
- North Carolina
- Tennessee
- North Carolina State
- Maryland
- Virginia
- Ohio State
- Tenn.-Chattanooga

1984-85

- Texas
- Northeast Louisiana
- Long Beach State
- Louisiana Tech
- Old Dominion
- Mississippi
- Ohio State
- Georgia
- Penn State
- Auburn
- WASHINGTON**
- North Carolina State
- Tennessee
- Western Kentucky
- USC**
- Nevada-Las Vegas
- St. Joseph's
- UCLA**
- Texas Tech
- San Diego State

1985-86

- Texas
- Georgia
- USC**
- Louisiana Tech
- Western Kentucky
- Virginia
- Auburn
- Long Beach State
- Louisiana State
- Rutgers
- Mississippi
- Ohio State
- Penn State
- Iowa
- Tennessee
- North Carolina
- James Madison
- Southern Illinois
- Oklahoma
- Vanderbilt

1986-87

- Texas
- Auburn
- Louisiana Tech
- Long Beach State
- Rutgers
- Georgia
- Tennessee
- Mississippi
- Iowa
- Ohio State
- James Madison
- North Carolina State
- Ohio State
- Louisiana State
- Penn State
- Southern Illinois
- Villanova
- Vanderbilt
- USC**
- WASHINGTON**

1987-88

- Tennessee
- Iowa
- Auburn
- Texas
- Louisiana Tech
- Ohio State
- Long Beach State
- Rutgers
- Maryland
- Virginia
- WASHINGTON**
- Mississippi
- STANFORD**
- James Madison
- USC**
- Montana
- Georgia
- New Mexico State
- Stephen F. Austin
- La Salle

1988-89

- Tennessee
- Auburn
- Louisiana Tech
- STANFORD**
- Maryland
- Texas
- Long Beach State
- Iowa
- Colorado
- Georgia
- Stephen F. Austin
- Mississippi
- North Carolina State
- Ohio State
- Purdue
- Nevada-Las Vegas
- South Carolina
- La Salle
- Western Kentucky
- Old Dominion

1989-90

- Louisiana Tech
- STANFORD**
- WASHINGTON**
- Tennessee
- Nevada-Las Vegas
- Stephen F. Austin
- Georgia
- Texas
- Auburn
- Iowa
- North Carolina State
- Virginia
- Northwestern
- Long Beach State
- Purdue
- Hawaii
- Northern Illinois
- Providence
- South Carolina
- Southern Mississippi
- Tennessee Tech
- Arkansas
- Louisiana State
- Mississippi
- St. Joseph's

1990-91

- Penn State
- Virginia
- Georgia
- Tennessee
- Purdue
- Auburn
- North Carolina State
- Louisiana State
- Arkansas
- Western Kentucky
- STANFORD**
- WASHINGTON**
- Connecticut
- Stephen F. Austin
- Providence
- Texas
- Nevada-Las Vegas
- Long Beach State
- Mississippi
- Rutgers
- Clemson
- Northwestern
- Iowa
- Lamar
- Oklahoma State

1991-92

- Virginia
- Tennessee
- STANFORD**
- Stephen F. Austin
- Mississippi
- Miami (Fla.)
- Iowa
- Maryland
- Penn State
- SW Missouri State
- Purdue
- Texas Tech
- Vanderbilt
- West Virginia
- Western Kentucky
- George Washington
- Kansas
- Alabama
- Texas
- Clemson
- Creighton
- Houston
- USC**
- Colorado
- UC Santa Barbara
- Vermont

1992-93

- Vanderbilt
- Tennessee
- Ohio State
- Iowa
- Texas Tech
- STANFORD**
- Auburn
- Penn State
- Virginia
- Colorado
- Maryland
- Stephen F. Austin
- Western Kentucky
- Louisiana Tech
- USC**
- Texas
- North Carolina
- Vermont
- Bowling Green
- Miami (Fla.)
- Georgia
- Nebraska
- Hawaii
- Kansas
- Northern Illinois
- Oklahoma State

1993-94

- Tennessee
- Penn State
- Connecticut
- North Carolina
- Colorado
- Louisiana Tech
- USC**
- Purdue
- Texas Tech
- Virginia
- STANFORD**
- Vanderbilt
- Iowa
- Seton Hall
- Kansas
- Alabama
- Montana
- WASHINGTON**
- Florida International
- Florida
- Boise State
- Southern Mississippi
- Mississippi
- Bowling Green
- Texas

1994-95

- Connecticut
- Colorado
- Tennessee
- STANFORD**
- Texas Tech
- Vanderbilt
- Penn State
- Louisiana Tech
- Western Kentucky
- Virginia
- North Carolina
- Georgia
- Alabama
- WASHINGTON**
- Arkansas
- Purdue
- Florida
- George Washington
- Mississippi
- Duke
- OREGON STATE**
- San Diego State
- Kansas
- North Carolina State
- Old Dominion

1995-96

- Louisiana Tech
- Connecticut
- STANFORD**
- Tennessee
- Georgia
- Old Dominion
- Iowa
- Penn State
- Texas Tech
- Alabama
- Virginia
- Vanderbilt
- Duke
- Clemson
- Purdue
- Florida
- Colorado
- Wisconsin
- Auburn
- Kansas
- Notre Dame
- OREGON STATE**
- North Carolina State
- Mississippi
- Texas A&M

1996-97

- Connecticut
- Old Dominion
- STANFORD**
- North Carolina
- Louisiana Tech
- Georgia
- Florida
- Alabama
- Louisiana State
- Tennessee
- Kansas
- Virginia
- Auburn
- Texas
- Notre Dame
- Illinois
- Texas Tech
- Colorado
- Stephen F. Austin
- Vanderbilt
- Clemson
- George Washington
- Tulane
- Michigan State
- Western Kentucky

1997-98

1. Tennessee
2. Old Dominion
3. Connecticut
4. Louisiana Tech
5. **STANFORD**
6. Texas Tech
7. North Carolina
8. Duke
9. **ARIZONA**
10. North Carolina State
11. Alabama
12. Fla. International
13. Florida
14. Clemson
15. W. Kentucky
16. Illinois
17. Virginia
18. Vanderbilt
19. Stephen F. Austin
20. Hawaii
21. Purdue
22. Drake
23. Iowa
24. Iowa St.
25. **UCLA**

1998-99

1. Purdue
2. Tennessee
3. Louisiana Tech
4. Connecticut
5. Old Dominion
6. Texas Tech
7. Colorado State
8. Notre Dame
9. Rutgers
- 10t. Clemson
- 10t. Duke
12. Georgia
13. Virginia Tech
14. North Carolina
15. **UCLA**
16. **OREGON**
17. UC Santa Barbara
18. Penn State
19. Iowa State
20. Virginia
21. Louisiana State
22. Alabama
23. Tulane
24. Florida International
25. Toledo

1999-00

1. Connecticut
2. Tennessee
3. Louisiana Tech
4. Georgia
5. Notre Dame
6. Penn State
7. Iowa State
8. Rutgers
9. UC Santa Barbara
10. Duke
11. Texas Tech
12. Mississippi State
13. Purdue
14. Old Dominion
15. LSU
16. Auburn
17. Boston College
18. Oklahoma
19. Virginia
20. **OREGON**
21. **ARIZONA**
22. Tulane
23. North Carolina State
24. Xavier
25. Michigan

2000-01

1. Connecticut
2. Notre Dame
3. Tennessee
4. Georgia
5. Duke
6. Louisiana Tech
7. Oklahoma
8. Iowa State
9. Purdue
10. Vanderbilt
11. Rutgers
12. Xavier
13. Texas Tech
14. Florida
15. SW Missouri State
16. Iowa
17. Utah
18. Louisiana State
19. North Carolina State
20. Colorado
21. Penn State
22. Clemson
23. Baylor
24. Wisconsin
- 25t. **ARIZONA STATE**
- 25t. Virginia Tech

2001-02

1. Connecticut
2. Oklahoma
3. Duke
4. Vanderbilt
5. **STANFORD**
6. Tennessee
7. Baylor
8. Louisiana Tech
9. Purdue
10. Iowa State
11. Kansas State
12. Colorado
13. South Carolina
14. Texas
15. Old Dominion
16. North Carolina
17. Texas Tech
18. Minnesota
19. Cincinnati
20. Colorado State
21. Boston College
22. Louisiana Tech
23. Florida International
- 24t. Florida
- 24t. Penn State

2002-03

1. Connecticut
2. Duke
3. Louisiana State
4. Tennessee
5. Texas
6. Louisiana Tech
7. Texas Tech
8. Kansas State
9. **STANFORD**
10. Purdue
11. Villanova
12. North Carolina
13. Mississippi State
14. Vanderbilt
15. Penn State
16. South Carolina
17. Minnesota
18. UC Santa Barbara
19. Georgia
20. Ohio State
21. Wisconsin-Green Bay
22. **ARIZONA**
23. Rutgers
24. Arkansas
- 25t. Boston College
- 25t. George Washington

2003-04

1. Duke
2. Tennessee
3. Purdue
4. Texas
5. Penn State
6. Connecticut
7. Louisiana Tech
8. Kansas State
9. Houston
10. **STANFORD**
11. Oklahoma
12. North Carolina
13. Vanderbilt
14. Texas Tech
15. Baylor
16. Georgia
17. Colorado
18. Boston College
19. Louisiana State
20. TCU
21. Ohio State
22. Auburn
23. Michigan State
24. Minnesota
25. Villanova

2004-05

1. **STANFORD**
2. LSU
3. Tennessee
4. North Carolina
5. Duke
6. Baylor
7. Michigan State
8. Ohio State
9. Rutgers
10. Notre Dame
11. Texas
12. Minnesota
13. Connecticut
14. Texas Tech
15. Temple
16. DePaul
17. Kansas State
18. Iowa State
19. Vanderbilt
20. North Carolina State
21. Georgia
22. Penn State
23. Boston College
24. Wisconsin-Green Bay
25. TCU

2005-06

1. North Carolina
2. Ohio State
3. Maryland
4. Duke
5. LSU
6. Tennessee
7. Oklahoma
8. Connecticut
9. Rutgers
10. Baylor
11. Purdue
12. Georgia
- t13. **STANFORD**
- t13. DePaul
15. **ARIZONA STATE**
16. Michigan State
17. Louisiana Tech
18. Utah
19. Temple
20. Texas A&M
21. **UCLA**
22. BYU
23. Bowling Green
24. New Mexico
25. Minnesota

2006-07

1. Duke
2. Connecticut
3. North Carolina
4. Tennessee
5. Ohio State
6. **STANFORD**
7. Maryland
8. **ARIZONA STATE**
9. Vanderbilt
10. LSU
11. Oklahoma
12. Purdue
13. Texas A&M
14. Georgia
15. George Washington
16. Middle Tennessee State
17. N.C. State
18. Baylor
19. Rutgers
20. Bowling Green
21. Marquette
22. Wisconsin Green Bay
23. Louisville
24. Michigan State
25. Montana

2007-08

1. Connecticut
2. North Carolina
3. Tennessee
4. **STANFORD**
5. Maryland
6. LSU
7. Rutgers
8. Texas A&M
9. Duke
10. **CALIFORNIA**
11. Old Dominion
12. Baylor
13. Oklahoma State
14. Oklahoma
15. Notre Dame
16. Kansas State
17. West Virginia
18. Utah
19. Louisville
20. George Washington
21. Vanderbilt
22. Marist
23. UTEP
24. Virginia
25. Ohio State

2008-09

1. Connecticut
2. **STANFORD**
3. Maryland
4. Oklahoma
5. Baylor
6. Duke
7. Louisville
8. Auburn
9. Texas A&M
10. Ohio State
11. North Carolina
12. Florida State
13. **CALIFORNIA**
14. Vanderbilt
15. Pittsburgh
16. South Dakota State
17. Iowa State
18. Tennessee
19. **ARIZONA STATE**
20. Xavier
21. Kansas State
22. Florida
23. Notre Dame
24. Virginia
25. Texas

2009-10

1. Connecticut
2. **STANFORD**
3. Tennessee
4. Nebraska
5. Xavier
6. Duke
7. Notre Dame
8. Ohio State
9. Texas A&M
10. West Virginia
11. Florida State
12. Oklahoma
13. Georgetown
14. Baylor
15. St. John's
16. Iowa State
17. Texas
18. Gonzaga
19. Kentucky
20. Oklahoma State
21. LSU
22. **UCLA**
23. Georgia
24. Michigan State
25. Hartford

2010-11

1. Connecticut
2. **STANFORD**
3. Baylor
4. Tennessee
5. Xavier
6. Duke
7. **UCLA**
8. Texas
9. DePaul
10. Notre Dame
11. Miami (Fla.)
12. Michigan State
13. Green Bay
14. North Carolina
15. Florida State
16. Maryland
17. Kentucky
18. Ohio State
19. Marist
20. Gonzaga
21. Oklahoma
22. Houston
23. Georgetown
24. Georgia Tech
25. Marquette

2011-12

1. Baylor
2. **STANFORD**
3. Connecticut
4. Notre Dame
5. Maryland
6. Duke
7. Delaware
8. Miami (Fla.)
9. Tennessee
10. UW-Green Bay
11. Penn State
12. Kentucky
13. Purdue
14. St. John's
15. Georgia Tech
16. Ohio State
17. Nebraska
18. Georgetown
19. Louisville
20. Georgia
21. St. Bonaventure
22. Texas A&M
23. Rutgers
24. Princeton
25. South Carolina

**PAC-12 TEAMS
IN THE FINAL
RANKINGS**

ASSOCIATED PRESS

- STANFORD.....23
- UCLA.....11
- USC.....11
- COLORADO10
- WASHINGTON7
- ARIZONA STATE6
- OREGON5
- ARIZONA.....4
- OREGON STATE.....4
- UTAH3
- CALIFORNIA.....2
- WASHINGTON STATE..0

ESPN/USA TODAY/WBCA

- STANFORD.....22
- COLORADO10
- WASHINGTON7
- USC.....7
- UCLA.....6
- ARIZONA STATE4
- CALIFORNIA.....2
- ARIZONA.....2
- OREGON2
- UTAH2
- OREGON STATE.....1
- WASHINGTON STATE..0

FINAL COACHES POLL



1985-86

1. Texas
2. **USC**
3. Western Kentucky
4. Georgia
5. Tennessee
6. Mississippi
7. Louisiana Tech
8. Louisiana State
9. Auburn
10. Rutgers
11. Northeast Louisiana
12. Long Beach State
13. Penn State
14. Virginia
15. North Carolina
16. James Madison
17. Ohio State
18. Oklahoma
19. Iowa
20. Montana
21. Texas Tech
22. Southern Illinois
23. Drake
24. St. Joseph's
25. Vanderbilt

1988-89

1. Tennessee
2. Auburn
3. Maryland
4. Louisiana Tech
5. **STANFORD**
6. Texas
7. Long Beach State
8. Mississippi
9. Ohio State
10. North Carolina State
11. Iowa
12. Nevada-Las Vegas
13. Clemson
14. Louisiana State
15. Virginia
16. Stephen F. Austin
17. Purdue
18. Georgia
19. Colorado
20. Rutgers
21. Old Dominion
22. South Carolina
23. St. Joseph's
24. Tennessee Tech
25. James Madison

1991-92

1. **STANFORD**
2. Virginia
3. Western Kentucky
4. SW Missouri State
5. Tennessee
6. Mississippi
7. Vanderbilt
8. Maryland
9. Miami (Fla.)
10. Iowa
11. West Virginia
12. **USC**
13. Stephen F. Austin
14. Penn State
15. Texas Tech
16. Purdue
17. Alabama
18. **UCLA**
19. Clemson
20. George Washington
21. UC Santa Barbara
22. Vermont
23. Texas
24. Creighton
25. Kansas

1994-95

1. Connecticut
2. Tennessee
3. **STANFORD**
4. Georgia
5. Colorado
6. Virginia
7. Texas Tech
8. Vanderbilt
9. Purdue
10. Louisiana Tech
11. North Carolina
12. Western Kentucky
13. **WASHINGTON**
14. Alabama
15. George Washington
16. Penn State
17. Duke
18. Florida
19. NC State
20. Arkansas
21. **OREGON STATE**
22. Mississippi
23. Kansas
24. Drake
25. Montana

1997-98

1. Tennessee
2. Louisiana Tech
3. North Carolina
4. NC State
5. Connecticut
6. Old Dominion
7. Arkansas
8. Duke
9. **ARIZONA**
10. Texas Tech
11. Purdue
12. Florida
13. Alabama
14. Illinois
15. **STANFORD**
16. Rutgers
17. Notre Dame
18. Florida International
19. Western Kentucky
20. **UCLA**
21. Clemson
22. Kansas
23. Virginia
24. Iowa State
25. Vanderbilt

2000-01

1. Notre Dame
2. Purdue
3. Connecticut
4. SW Missouri State
5. Tennessee
6. Louisiana Tech
7. Vanderbilt
8. Duke
9. Xavier
10. Oklahoma
11. Texas Tech
12. Iowa State
13. Georgia
14. **WASHINGTON**
15. Utah
16. NC State
17. Rutgers
18. Florida
19. Missouri
20. Louisiana State
21. Iowa
22. Clemson
23. Colorado
24. Villanova
25. Florida State

1986-87

1. Tennessee
2. Louisiana Tech
3. Texas
4. Long Beach State
5. Rutgers
6. Auburn
7. Iowa
8. Ohio State
9. Georgia
10. Virginia
11. Mississippi
12. North Carolina State
13. Southern Illinois
14. **USC**
15. James Madison
16. Penn State
17. Old Dominion
18. **WASHINGTON**
19. Louisiana State
20. **OREGON**
21. Vanderbilt
22. Villanova
23. Western Kentucky
24. St. Joseph's
25. Drake

1989-90

1. **STANFORD**
2. Auburn
3. Virginia
4. Louisiana Tech
5. Tennessee
6. Texas
7. **WASHINGTON**
8. Arkansas
9. Stephen F. Austin
10. North Carolina State
11. Providence
12. Mississippi
13. Georgia
14. Purdue
15. UNLV
16. South Carolina
17. Vanderbilt
18. Iowa
19. Clemson
20. Long Beach State
21. Northern Illinois
22. Northwestern
23. Southern Mississippi
24. Hawaii
25. Tennessee Tech

1992-93

1. Texas Tech
2. Ohio State
3. Iowa
4. Vanderbilt
5. Tennessee
6. Virginia
7. **STANFORD**
8. Louisiana Tech
9. Colorado
10. Auburn
11. Stephen F. Austin
12. Western Kentucky
13. Penn State
14. **USC**
15. North Carolina
16. Georgetown
17. SW Missouri State
18. Maryland
19. Texas
20. Miami (Fla.)
21. Georgia
22. Nebraska
23. Vermont
24. Hawaii
25. Alabama

1995-96

1. Tennessee
2. Georgia
3. Connecticut
4. **STANFORD**
5. Louisiana Tech
6. Virginia
7. Vanderbilt
8. Auburn
9. Iowa
10. Old Dominion
11. Alabama
12. Texas Tech
13. Penn State
14. Stephen F. Austin
15. Kansas
16. San Francisco
17. Clemson
18. Colorado
19. Duke
20. Wisconsin
21. Notre Dame
22. Florida
23. DePaul
24. Colorado State
25. Texas

1998-99

1. Purdue
2. Duke
3. Louisiana Tech
4. Tennessee
5. Georgia
6. Rutgers
7. **UCLA**
8. Connecticut
9. Texas Tech
10. Old Dominion
11. Iowa State
12. Colorado State
13. Clemson
14. Virginia Tech
15. North Carolina
16. Louisiana State
17. Notre Dame
18. Penn State
19. **OREGON**
- 20t. SW Missouri State
- 20t. Virginia
22. Kansas
23. UC Santa Barbara
24. Xavier
25. Alabama

2001-02

1. Connecticut
2. Oklahoma
3. Tennessee
4. Duke
5. Vanderbilt
6. South Carolina
7. Old Dominion
8. **STANFORD**
9. Colorado
10. Kansas State
11. North Carolina
12. Texas Tech
13. Texas
14. Purdue
15. Baylor
16. Iowa State
17. Brigham Young
18. Penn State
19. Louisiana Tech
20. Drake
21. Minnesota
22. Louisiana State
23. Cincinnati
24. Colorado State
25. TCU

1987-88

1. Louisiana Tech
2. Auburn
3. Tennessee
4. Long Beach State
5. Texas
6. Iowa
7. Virginia
8. Maryland
9. Ohio State
10. Georgia
11. Rutgers
12. Mississippi
13. **USC**
14. **STANFORD**
15. James Madison
16. **WASHINGTON**
17. Montana
18. Stephen F. Austin
19. Western Kentucky
20. Clemson
21. St. Joseph's
22. DePaul
23. New Mexico State
24. South Carolina
25. Houston

1990-91

1. Tennessee
2. Virginia
3. **STANFORD**
4. Connecticut
5. Auburn
6. Georgia
7. Lamar
8. Clemson
9. Penn State
10. North Carolina State
11. Western Kentucky
12. Arkansas
13. **WASHINGTON**
14. Purdue
15. James Madison
16. Oklahoma State
17. Long Beach State
18. Louisiana State
19. Stephen F. Austin
20. Vanderbilt
21. Iowa
22. UNLV
23. Northwestern
24. Providence
25. Texas

1993-94

1. North Carolina
2. Louisiana Tech
3. Purdue
4. Alabama
5. Tennessee
6. Penn State
7. Connecticut
8. **STANFORD**
9. **USC**
10. Colorado
11. Texas Tech
12. Virginia
13. Vanderbilt
14. Seton Hall
15. Iowa
16. Southern Mississippi
17. Kansas
18. Montana
19. Texas A&M
20. Mississippi
21. **WASHINGTON**
22. Clemson
23. Texas
24. Florida International
25. Florida

1996-97

1. Tennessee
2. Old Dominion
3. **STANFORD**
4. Connecticut
5. Notre Dame
6. Florida
7. Georgia
8. Louisiana Tech
9. North Carolina
10. George Washington
11. Alabama
12. Louisiana State
13. Illinois
14. Virginia
15. Colorado
16. Kansas
17. Vanderbilt
18. Texas
19. Texas Tech
20. Auburn
21. Michigan State
22. Stephen F. Austin
23. Purdue
24. Tulane
25. Clemson

1999-00

1. Connecticut
2. Tennessee
3. Penn State
4. Rutgers
5. Georgia
6. Louisiana Tech
7. Texas Tech
8. LSU
9. Notre Dame
10. Iowa State
11. Duke
12. Old Dominion
13. Oklahoma
14. Virginia
15. Mississippi State
16. Purdue
17. Boston College
18. North Carolina
19. Auburn
20. **ARIZONA**
21. UC Santa Barbara
22. UAB
23. NC State
24. Tulane
25. Vanderbilt

2002-03

1. Connecticut
2. Tennessee
3. Texas
4. Duke
5. LSU
6. Texas Tech
7. Purdue
8. Villanova
9. Louisiana Tech
10. Kansas State
11. Georgia
12. Penn State
13. Minnesota
14. **STANFORD**
15. North Carolina
16. Mississippi State
17. Boston College
18. South Carolina
19. Colorado
20. Vanderbilt
21. Notre Dame
22. UC Santa Barbara
23. New Mexico
24. Wisconsin-Green Bay
25. Arkansas

MOST NO. 1 FINAL RANKINGS

AP	WBCA
Connecticut 10	Tennessee 8
Louisiana Tech 5	Connecticut 6
Tennessee 5	STANFORD 2
Texas 4	Baylor 2
Baylor 2	Louisiana Tech 1
Old Dominion 2	North Carolina 1
Duke 2	Notre Dame 1
Delta State 1	Purdue 1
North Carolina 1	Texas 1
Penn State 1	Texas A&M 1
Purdue 1	Texas Tech 1
STANFORD 1	
Vanderbilt 1	
Virginia 1	

2003-04

1. Connecticut
2. Tennessee
3. LSU
4. Minnesota
5. Duke
6. Penn State
7. **STANFORD**
8. Georgia
9. Purdue
10. Texas
11. Baylor
12. Louisiana Tech
13. Vanderbilt
14. Boston College
15. Kansas State
16. Houston
17. Texas Tech
18. Oklahoma
19. UC Santa Barbara
20. Notre Dame
21. North Carolina
22. TCU
23. Auburn
24. Colorado
25. DePaul

2004-05

1. Baylor
2. Michigan State
3. LSU
4. Tennessee
5. **STANFORD**
6. North Carolina
7. Rutgers
8. Duke
9. Ohio State
10. Connecticut
11. Minnesota
12. Texas Tech
13. Georgia
14. Vanderbilt
15. Notre Dame
16. **ARIZONA STATE**
17. Texas
18. Temple
19. Kansas State
20. DePaul
21. Liberty
22. **USC**
23. Boston College
24. Maryland
25. Iowa State

2005-06

1. Maryland
2. Duke
3. North Carolina
4. LSU
5. Tennessee
6. Connecticut
7. **STANFORD**
8. Oklahoma
9. Rutgers
10. Ohio State
11. Purdue
12. Utah
13. Georgia
14. Baylor
15. DePaul
16. Michigan State
17. **ARIZONA STATE**
18. **UCLA**
19. Boston College
20. BYU
21. New Mexico
22. Vanderbilt
23. Temple
24. Louisiana Tech
25. George Washington

2006-07

1. Tennessee
2. Rutgers
3. North Carolina
4. LSU
5. Connecticut
6. Duke
7. Purdue
8. **ARIZONA STATE**
9. Oklahoma
10. Mississippi
11. George Washington
12. NC State
13. Georgia
14. Maryland
15. Bowling Green
16. **STANFORD**
17. Vanderbilt
18. Ohio State
19. Florida State
20. Baylor
21. Texas A&M
22. Marist
23. Middle Tennessee
24. Louisville
25. Michigan State

2007-08

1. Tennessee
2. **STANFORD**
3. Connecticut
4. LSU
5. North Carolina
6. Rutgers
7. Maryland
8. Texas A&M
9. Duke
10. Old Dominion
11. Oklahoma State
12. Louisville
13. Notre Dame
14. George Washington
15. Vanderbilt
16. Pittsburgh
17. Baylor
18. **CALIFORNIA**
19. Oklahoma
20. West Virginia
21. Kansas State
22. Virginia
23. Marist
24. Georgia
25. Texas-El Paso

2008-09

1. Connecticut
2. Louisville
3. **STANFORD**
4. Oklahoma
5. Maryland
6. Baylor
7. Texas A&M
8. Vanderbilt
9. Ohio State
10. **CALIFORNIA**
11. Iowa State
12. **ARIZONA STATE**
13. Auburn
14. Duke
15. Pittsburgh
16. Purdue
17. North Carolina
18. Florida State
19. South Dakota State
20. Kansas State
21. Rutgers
22. Michigan State
23. Florida
24. Virginia
25. Xavier

2009-10

1. Connecticut
2. **STANFORD**
3. Oklahoma
4. Baylor
5. Xavier
6. Duke
7. Nebraska
8. Tennessee
- 9t. Kentucky
- 9t. Florida State
11. Notre Dame
12. Gonzaga
13. Iowa State
14. Texas A&M
15. Ohio State
16. West Virginia
17. Georgetown
18. St. John's
19. Georgia
20. San Diego State
21. Mississippi State
22. Oklahoma State
23. **UCLA**
24. Vanderbilt
- 25t. LSU
- 25t. Texas

2010-11

1. Texas A&M
2. Notre Dame
3. Connecticut
4. **STANFORD**
5. Baylor
6. Tennessee
7. Duke
8. Gonzaga
9. Green Bay
10. DePaul
11. Xavier
12. North Carolina
13. **UCLA**
14. Georgetown
15. Oklahoma
16. Miami (Fla.)
17. Ohio State
18. Michigan State
19. Louisville
20. Florida State
21. Marist
22. Kentucky
23. Maryland
24. Georgia
25. Marquette

2011-12

1. Baylor
2. Notre Dame
3. **STANFORD**
4. Connecticut
5. Maryland
6. Duke
7. Tennessee
8. Kentucky
9. Penn State
10. Georgia Tech
11. Miami (Fla.)
12. Texas A&M
13. UW-Green Bay
14. Delaware
15. St. John's
16. Louisville
17. Georgetown
18. Purdue
19. Gonzaga
20. Georgia
21. South Carolina
22. Ohio State
23. St. Bonaventure
24. DePaul
25. Kansas

NCAA TOURNAMENT HISTORY

PAC-12 IN THE NCAA TOURNAMENT

School	Years	Won	Lost	Pct.	Last	Place		
						1st	2nd	3rd
Arizona (1997-00, 03-05)	7	6	7	.462	2005	0	0	0
Arizona State (1982-83, 92, 01-02, 05-09)	10	13	10	.591	2009	0	0	0
California (1990, 92-93, 06-09, 12)	8	5	8	.385	2012	0	0	0
Colorado (1988-89, 92-97, 01-04)	12	17	12	.586	2004	0	0	0
Oregon (1982, 84, 87, 94-01, 05)	12	5	12	.294	2005	0	0	0
Oregon State (1983-84, 94-96)	5	2	5	.286	1996	0	0	0
Stanford (1982, 88-12)	26	69	24	.742	2012	2	2	7
UCLA (1983, 85, 90, 92, 98-99, 04, 06, 10-11)	11	10	11	.476	2011	0	0	0
USC (1982-88, 91-95, 97, 05)	15	29	13	.690	2006	2	1	0
Utah (1983, 86, 89-91, 95-98, 00-01, 03, 05-06, 09-11)	17	9	17	.346	2011	0	0	0
Washington (1985-91, 93-95, 97-98, 01, 03, 07)	16	15	16	.483	2007	0	0	0
Washington State (1991)	1	0	1	.000	1991	0	0	0
Pac-12 Total		180	135	.571		4	3	7



NCAA First & Second Rounds
 Mar. 23 & 25 • Coors Events Center, Boulder, Colo.
 Mar. 24 & 26 • Maples Pavilion, Stanford, Calif.

NCAA Regionals
 Mar. 30 & Apr. 1 • Spokane Veterans Memorial Arena, Spokane, Wash.

YEAR-BY-YEAR SUMMARY

YEAR	TEAM	W-L	FINISH	YEAR	TEAM	W-L	FINISH	YEAR	TEAM	W-L	FINISH
1981-82	Arizona State	1-1	—	1992-93	California	1-1	—	2000-01	Arizona State	0-1	—
	Oregon	0-1	—		Colorado	2-1	—		Colorado	1-1	—
	Stanford	0-1	—		Stanford	1-1	—		Oregon	0-1	—
	USC	2-1	—		USC	1-1	—		Stanford	1-1	—
1982-83	Arizona State	1-1	—		Washington	1-1	—		Utah	2-1	—
	Oregon State	1-1	—	1993-94	Colorado	2-1	—		Washington	3-1	—
	UCLA	0-1	—		Oregon	1-1	—	2001-02	Arizona State	1-1	—
	USC	5-0	1st		Oregon State	0-1	—		Colorado	3-1	—
	Utah	0-1	—		Stanford	3-1	—		Stanford	2-1	—
1983-84	Oregon	0-1	—		USC	3-1	—	2002-03	Arizona	0-1	—
	Oregon State	0-1	—		Washington	1-1	—		Colorado	2-1	—
	USC	5-0	1st	1994-95	Colorado	3-1	—		Stanford	1-1	—
1984-85	UCLA	1-1	—		Oregon	0-1	—		Utah	1-1	—
	USC	1-1	—		Oregon State	1-1	—		Washington	0-1	—
	Washington	0-1	—		Stanford	4-1	T3rd	2003-04	Arizona	0-1	—
1985-86	USC	4-1	2nd		USC	0-1	—		Colorado	0-1	—
	Washington	1-1	—		Utah	0-1	—		Stanford	3-1	—
	Utah	0-1	—		Washington	2-1	—		UCLA	0-1	—
1986-87	Oregon	1-1	—	1995-96	Colorado	1-1	—	2004-05	Arizona	1-1	—
	USC	1-1	—		Oregon	0-1	—		Arizona State	2-1	—
	Washington	1-1	—		Oregon State	0-1	—		Oregon	1-1	—
1987-88	Colorado	1-1	—		Stanford	4-1	T3rd		Stanford	3-1	—
	Stanford	1-1	—		Utah	0-1	—		USC	1-1	—
	USC	1-1	—	1996-97	Arizona	1-1	—		Utah	1-1	—
	Washington	1-1	—		Colorado	2-1	—	2005-06	Arizona State	1-1	—
1988-89	Colorado	0-1	—		Oregon	1-1	—		California	0-1	—
	Stanford	2-1	—		Stanford	4-1	T3rd		Stanford	3-1	—
	Utah	0-1	—		USC	1-1	—		UCLA	1-1	—
	Washington	1-1	—		Utah	1-1	—		USC	1-1	—
1989-90	California	0-1	—		Washington	0-1	—		Utah	3-1	—
	Stanford	5-0	1st	1997-98	Arizona	2-1	—		Washington	1-1	—
	UCLA	0-1	—		Oregon	0-1	—	2006-07	Arizona State	3-1	—
	Utah	0-1	—		Stanford	0-1	—		California	0-1	—
	Washington	2-1	—		UCLA	1-1	—		Stanford	1-1	—
1990-91	Stanford	3-1	T3rd		Utah	0-1	—		Washington	0-1	—
	USC	1-1	—		Washington	0-1	—	2007-08	Arizona State	1-1	—
	Utah	0-1	—	1998-99	Arizona	1-1	—		California	1-1	—
	Washington	1-1	—		Oregon	1-1	—		Stanford	5-1	2nd
	Washington State	0-1	—		Stanford	0-1	—		Utah	0-1	—
1991-92	Arizona State	0-1	—		UCLA	3-1	—	2008-09	Arizona State	3-1	—
	California	0-1	—	1999-00	Arizona	1-1	—		California	2-1	—
	Colorado	0-1	—		Oregon	0-1	—		Stanford	4-1	T3rd
	Stanford	5-0	1st		Stanford	1-1	—		Utah	1-1	—
	UCLA	2-1	—		UCLA	0-1	—	2009-10	Stanford	5-1	2nd
	USC	2-1	—		Utah	0-1	—		UCLA	1-1	—
								2010-11	Stanford	4-1	T3rd
									UCLA	1-1	—
									Utah	0-1	—
								2011-12	California	1-1	—
									Stanford	4-1	T3rd

1982

Pac-12 Participants (4): ASU, ORE, STAN, USC
Arizona State (1-1)
 Arizona State 97, Georgia 77
 Louisiana Tech 92, Arizona State 54
Oregon (0-1)
 Missouri 59, Oregon 53
Stanford (0-1)
 Maryland 82, Stanford 48
USC (2-1)
 USC 99, Kent 55
 USC 73, Penn State 70
 Tennessee 91, USC 90 (OT)

1983

Pac-12 Participants (5): ASU, OSU, UCLA, USC, UTAH
Arizona State (1-1)
 Arizona State 78, Utah 64
 USC 96, Arizona State 59
Oregon State (1-1)
 Oregon State 75, UCLA 62
 Long Beach State 92, Oregon State 72
UCLA (0-1)
 Oregon State 75, UCLA 62
USC (5-0) *National Champions*
 USC 99, Northeast Louisiana 85
 USC 96, Arizona State 59
 USC 81, Long Beach State 74
 USC 81, Georgia 57 (Semifinal)
 USC 69, Louisiana Tech 67 (Final)
Utah (0-1)
 Arizona State 78, Utah 64

1984

Pac-12 Participants (3): ORE, OSU, USC
Oregon (0-1)
 San Diego St. 70, Oregon 63
Oregon State (0-1)
 Montana 56, Oregon State 47
USC (5-0) *National Champions*
 USC 97, Brigham Young 72
 USC 76, Montana 51
 USC 90, Long Beach State 74
 USC 62, Louisiana Tech 57 (Semifinal)
 USC 72, Tennessee 61 (Final)

1985

Pac-12 Participants (3): UCLA, USC, WASH
UCLA (1-1)
 UCLA 78, Washington 62
 Georgia 78, UCLA 42
USC (1-1)
 USC 74, Idaho 51
 Long Beach State 75, USC 72
Washington (0-1)
 UCLA 78, Washington 62

1986

Pac-12 Participants (3): USC, UTAH, WASH
USC (4-1) *National Runner-up*
 USC 81, Montana 50
 USC 84, North Carolina 70
 USC 80, Louisiana Tech 64
 USC 83, Tennessee 59 (Semifinal)
 Texas 98, USC 82 (Final)
Utah (0-1)
 Montana 58, Utah 46
Washington (1-1)
 Washington 69, North Texas 54
 Louisiana Tech 79, Washington 54

1987

Pac-12 Participants (3): ORE, USC, WASH
Oregon (1-1)
 Oregon 75, E. Washington 56
 Ohio State 76, Oregon 62
USC (1-1)
 USC 81, Western Kentucky 69
 Ohio State 74, USC 63
Washington (1-1)
 Washington 86, New Mexico State 73
 Long Beach State 72, Washington 57

1988

Pac-12 Participants (4): COLO, STAN, USC, WASH
Colorado (1-1)
 Colorado 78, Eastern Illinois 72
 Long Beach State 103, Colorado 64
Stanford (1-1)
 Stanford 74, Montana 72 (OT)
 Texas 79, Stanford 58
USC (1-1)
 USC 100, Nebraska 82
 Iowa 79, USC 67
Washington (1-1)
 Washington 99, New Mexico State 74
 Long Beach State 104, Washington 78

1989

Pac-12 Participants (4): COLO, STAN, UTAH, WASH
Colorado (0-1)
 UNLV 84, Colorado 74
Stanford (2-1)
 Stanford 105, Illinois State 77
 Stanford 98, Iowa 74
 Louisiana Tech 85, Stanford 79
Utah (0-1)
 UNLV 67, Utah 53
Washington (1-1)
 Washington 87, Hawai'i 79
 Stephen F. Austin 73, Washington 63

1990

Pac-12 Participants (5): CAL, STAN, UCLA, UTAH, WASH
California (0-1)
 Long Beach State 87, California 84
Stanford (5-0) *National Champion*
 Stanford 106, Hawai'i 76
 Stanford 78, Mississippi 65
 Stanford 114, Arkansas 87
 Stanford 75, Virginia 66 (Semifinal)
 Stanford 88, Auburn 81 (Final)
UCLA (0-1)
 Arkansas 90, UCLA 80 (OT)
Utah (0-1)
 Mississippi 74, Utah 51
Washington (1-1)
 Washington 73, South Carolina 61
 Auburn 76, Washington 50

1991

Pac-12 Participants (5): STAN, USC, UTAH, WASH, WSU
Stanford (3-1)
 Stanford 91, Cal State Fullerton 67
 Stanford 73, Washington 47
 Stanford 75, Georgia 67
 Tennessee 68, Stanford 60 (Semifinal)
USC (1-1)
 USC 63, Utah 52
 Long Beach State 83, USC 58
Utah (0-1)
 USC 63, Utah 52
Washington (1-1)
 Washington 70, Iowa 53
 Stanford 73, Washington 47
Washington State (0-1)
 Northwestern 82, Washington State 63

1992

Pac-12 Participants (6): ASU, CAL, COLO, STAN, UCLA, USC
Arizona State (0-1)
 DePaul 67, Arizona State 65
California (0-1)
 Santa Clara 73, California 71
Colorado (0-1)
 Southern Illinois 84, Colorado 80 (OT)
Stanford (5-0) *National Champion*
 Stanford 82, UC Santa Barbara 73
 Stanford 75, Texas Tech 63
 Stanford 82, USC 62
 Stanford 66, Virginia 65 (Semifinal)
 Stanford 78, W. Kentucky 62 (Final)
UCLA (2-1)
 UCLA 93, Notre Dame 72
 UCLA 82, Texas 81
 Southwest Missouri State 83, UCLA 87
USC (2-1)
 USC 71, Montana 59
 USC 61, Stephen F. Austin 57
 Stanford 82, USC 62

1993

Pac-12 Participants (5): CAL, COLO, STAN, USC, WASH
California (1-1)
 California 62, Kansas 47
 Vanderbilt 82, California 63
Colorado (2-1)
 Colorado 81, UC Santa Barbara 54
 Colorado 80, Stanford 67
 Texas Tech 79, Colorado 54
Stanford (1-1)
 Stanford 93, Georgia 60
 Colorado 80, Stanford 63
USC (1-1)
 USC 78, Nebraska 60
 Texas Tech 87, USC 67
Washington (1-1)
 Washington 80, Montana State 51
 Texas Tech 70, Washington 64

1994

Pac-12 Participants (6): COLO, ORE, OSU, STAN, USC, WASH
Colorado (2-1)
 Colorado 77, Marquette 74
 Colorado 92, Oregon 71
 Stanford 78, Colorado 62
Oregon (1-1)
 Oregon 74, Santa Clara 59
 Colorado 92, Oregon 71
Oregon State (0-1)
 Alabama 96, Oregon State 86
Stanford (3-1)
 Stanford 81, UW-Green Bay 56
 Stanford 66, Montana 62
 Stanford 78, Colorado 62
 Purdue 82, Stanford 65
USC (3-1)
 USC 77, Portland 62
 USC 76, George Washington 72
 USC 85, Virginia 66
 Louisiana Tech 75, USC 66
Washington (1-1)
 Washington 89, Boise State 61
 Purdue 86, Washington 59

2006

Pac-12 Participants (7): ASU, CAL, STAN, UCLA, USC, UTAH, WASH

Arizona State (1-1)

Arizona State 80, Stephen F. Austin 61
Utah 86, Arizona State 65

California (0-1)

St. John's 78, California 68

Stanford (3-1)

Stanford 72, SE Missouri State 45
Stanford 88, Florida State 70
Stanford 88, Oklahoma 74
LSU 62, Stanford 59

UCLA (1-1)

UCLA 74, Bowling Green 61
Purdue 61, UCLA 54

USC (1-1)

USC 67, South Florida 65
Duke 85, USC 51

Utah (3-1)

Utah 76, Middle Tennessee State 71
Utah 86, Arizona State 65
Utah 57, Boston College 54
Maryland 75, Utah 65 (OT)

Washington (1-1)

Washington 73, Minnesota 69
LSU 72, Washington 49

2007

Pac-12 Participants (4): ASU, CAL, STAN, WASH

Arizona State (3-1)

Arizona State 57, UC Riverside 50
Arizona State 67, Louisville 58
Arizona State 67, Bowling Green 49
Rutgers 64, Arizona State 45

California (0-1)

Notre Dame 63, California 59

Stanford (1-1)

Stanford 96, Idaho State 58
Florida State 68, Stanford 61

Washington (0-1)

Iowa State 79, Washington 60

2008

Pac-12 Participants (4): ASU, CAL, STAN, UTAH

Arizona State (1-1)

Arizona State 61, Temple 54
Duke 67, Arizona State 58

California (1-1)

California 77, San Diego 60
George Washington 55, California 53

Stanford (5-1) *National Runner-up*

Stanford 85, Cleveland State 47
Stanford 88, UTEP 54
Stanford 72, Pittsburgh 53
Stanford 98, Maryland 87
Stanford 82, Connecticut 73 (Semifinal)
Tennessee 64, Stanford 48 (Final)

Utah (0-1)

Purdue 66, Utah 59

2009

Pac-12 Participants (4): ASU, CAL, STAN, UTAH

Arizona State (3-1)

Arizona State 58, Georgia 47
Arizona State 63, Florida State 58
Arizona State 84, Texas A&M 69
Connecticut 83, Arizona State 64

California (2-1)

California 70, Fresno State 47
California 99, Virginia 73
Connecticut 77, California 53

Stanford (4-1)

Stanford 74, UC Santa Barbara 39
Stanford 77, San Diego State 49
Stanford 84, Ohio State 66
Stanford 74, Iowa State 53
Connecticut 83, Stanford 64 (Semifinal)

Utah (1-1)

Utah 60, Villanova 30
Maryland 71, Utah 56

2010

Pac-12 Participants (2): STAN, UCLA

Stanford (5-1) *National Runner-up*

Stanford 79, UC Riverside 67
Stanford 96, Iowa 67
Stanford 73, Georgia 36
Stanford 55, Xavier 53
Stanford 73, Oklahoma 66 (Semifinal)
Connecticut 53, Stanford 47 (Final)

UCLA (1-1)

UCLA 83, NC State 44
Nebraska 83, UCLA 70

2011

Pac-12 Participants (4): STAN, UCLA, UTAH

Stanford (4-1)

Stanford 86, UC Davis 59
Stanford 75, St. John's 49
Stanford 72, North Carolina 65
Stanford 83, Gonzaga 60
Texas A&M 63, Stanford 62 (Semifinal)

UCLA (1-1)

UCLA 55, Montana 47
Gonzaga 87, UCLA 75

UTAH (0-1)

Notre Dame 67, Utah 54

2012

Pac-12 Participants (2): CAL, STAN

California (1-1)

California 84, Iowa 74
Notre Dame 73, California 62

Stanford (4-1)

Stanford 73, Hampton 51
Stanford 72, West Virginia 61
Stanford 76, South Carolina 60
Stanford 81, Duke 69
Baylor 59, Stanford 47 (Semifinal)

PAC-12 IN THE NCAA TOURNAMENT

How far did they go?

A year-by-year listing of Pac-12 teams advancing to the NCAA Round of 16 and beyond:

1982	2001
ASU.....Sweet Sixteen	UTAH Sweet Sixteen
USC.....Elite Eight	WASH Elite Eight
1983	2002
ASU.....Sweet Sixteen	COLO..... Elite Eight
OSU.....Sweet Sixteen	STANSweet Sixteen
USC..... National Champions	
1984	2003
USC..... National Champions	COLO.....Sweet Sixteen
1985	2004
UCLA.....Sweet 16	STAN Elite Eight
USC.....Sweet 16	
1986	2005
USC..... Final Four	STAN Elite Eight
	ASU.....Sweet Sixteen
1988	2006
STAN Sweet Sixteen	STAN Elite Eight
USC.....Sweet Sixteen	UTAH Elite Eight
WASH Sweet Sixteen	
1989	2007
STAN Elite Eight	ASU..... Elite Eight
1990	2008
STAN National Champions	STAN ... Championship Game
WASH Elite Eight	
1991	2009
STAN Final Four	ASU..... Elite Eight
WASH Sweet Sixteen	CAL Sweet Sixteen
	STAN Final Four
1992	2010
STAN National Champions	STAN ... Championship Game
UCLA.....Sweet Sixteen	
USC..... Elite Eight	2011
	STAN Final Four
1993	2012
COLO..... Elite Eight	STAN Final Four
STAN Sweet Sixteen	
USC..... Sweet Sixteen	
1994	
COLO..... Sweet Sixteen	
STAN Elite Eight	
USC..... Elite Eight	
1995	
COLO..... Elite Eight	
STAN Final Four	
1996	
STAN Final Four	
1997	
COLO..... Sweet Sixteen	
STAN Final Four	
1998	
ARIZ..... Sweet Sixteen	
1999	
UCLA..... Elite Eight	

DID YOU KNOW?

- A Conference team has advanced to the Sweet Sixteen in 29 of 31 NCAA Tournaments.
- A Conference team has reached the Elite Eight in 22 of 31 NCAA Tournaments, with two teams in 2009.
- Conference teams boast a 180-135 (.571) in the NCAA Tournament.
- Every Pac-12 team made a trip to the Big Dance in the 90s, while eight different teams have been invited to the NCAA Tournament in the past nine seasons.
- In the 1990s, Conference teams made six Final Four appearances and Stanford captured two NCAA titles ('90 and '92).
- A Pac-12 team has reached the Final Four 15 times.

PAC-12 IN THE WNIT

School	Years	Won	Lost	Pct.	Last	1st	2nd	3rd
Arizona (1996, 01, 10)	3	4	2	.667	2010	1	0	0
Arizona State (1981, 00, 03-04, 10, 12)	6	4	6	.400	2012	0	1	0
California (1979, 81, 84, 87, 10-11)	6	12	8	.600	2011	1	1	0
Colorado (1999, 08, 11-12)	4	10	4	.714	2012	0	0	0
Oregon (1979, 89, 2002, 07, 10)	5	13	3	.813	2010	2	0	1
Oregon State (1980, 82, 01-04, 06, 09, 12)	9	14	7	.667	2012	2	0	0
Stanford	0	0	0	—	—	0	0	0
UCLA	0	0	0	—	—	0	0	0
USC (2000, 02, 11)	3	7	3	.700	2011	0	1	0
Utah (1979, 84, 99, 07, 10, 12)	6	4	9	.308	2012	0	0	0
Washington (1999, 2002, 04, 12)	4	7	4	.636	2012	0	0	0
Washington State	0	0	0	—	—	0	0	0
Pac-12 Totals		75	46	.620		6	3	1



YEAR-BY-YEAR SUMMARY

YEAR	TEAM	W-L	FIN
1978-79	California	0-3	—
	Oregon	2-1	—
	Utah	1-2	—
1979-80	Oregon State	3-0	1st
1980-81	Arizona State	2-1	2nd
	California	1-2	—
1981-82	Oregon State	3-0	1st
1983-84	California	2-1	—
	Utah	0-3	—
1986-87	California	2-1	2nd
1988-89	Oregon	3-0	1st
1995-96	Arizona	3-0	1st
	Colorado	1-1	—
1998-99	Utah	0-1	—
	Washington	1-1	—
	Arizona State	0-1	—
1999-00	USC	1-1	—
	Arizona	1-1	—
2000-01	Oregon State	0-1	—
	Oregon	5-0	1st
	Oregon State	1-1	—
2001-02	USC	1-1	—
	Washington	2-1	—
	Arizona State	1-1	—
2002-03	Oregon State	1-1	—
	Arizona State	0-1	—
	Oregon State	2-1	—
2003-04	Washington	1-1	—
	Oregon State	1-1	—
	Arizona State	0-1	—
2005-06	Oregon State	1-1	—
	Utah	1-1	—
	Colorado	3-1	—
2007-08	Oregon State	1-1	—
2009-10	Arizona	1-1	—
	California	6-0	1st
	Oregon	2-1	—
2010-11	Utah	1-1	—
	Arizona	0-1	—
	California	1-1	—
	Colorado	3-1	—
2011-12	USC	5-1	2nd
	Arizona State	0-1	—
	Colorado	3-1	—
	Oregon State	2-1	—
	Utah	1-1	—
	Washington	3-1	—

ALL-TIME RESULTS

1979
Pac-12 Participants: CAL, ORE, UTAH
California (0-3)
South Carolina 62, California 51
Minnesota 73, California 64
Utah 83, California 76
Oregon (2-1)
Oregon 85, Minnesota 74
South Carolina 84, Oregon 63 (Semifinal)
Oregon 81, N. Kentucky 72 (Consolation Final)
Utah (1-2)
Drake 88, Utah 67
Mississippi College 86, Utah 65
Utah 83, California 76
1980
Pac-12 Participants: OSU
Oregon State (3-0) *WNIT Champions*
Oregon St. 79, Mississippi College 72
Oregon St. 78, Drake 65 (Semifinal)
Oregon St. 71, North Carolina 62 (Final)
1981
Pac-12 Participants: ASU, CAL
Arizona State (2-1) *WNIT Runner-up*
Arizona State 85, Tennessee Tech 76
Arizona State 90, Drake 86 (Semifinal)
Georgia 75, Arizona State 73 (Final)
California (1-2)
California 82, Baylor 72
Georgia 80, California 68 (Semifinal)
Drake 86, California 74 (Consol. Final)
1982
Pac-12 Participants: OSU
Oregon State (3-0) *WNIT Champions*
Oregon State 71, So. Mississippi 65
Oregon St. 76, Illinois St. 61 (Semifinal)
Oregon State 76, Florida St 60 (Final)
1984
Pac-12 Participants: CAL, UTAH
California (2-1)
Western Kentucky 82, California 76
California 72, Utah 64
California 81, Oklahoma 78
Utah (0-3)
Vanderbilt 84, Utah 58
California 73, Utah 64
Illinois State 82, Utah 61

1987
Pac-12 Participants: CAL
California (2-1) *WNIT Runner-up*
California 109, Appalachian State 99
California 86, Creighton 82 (Semifinal)
Arkansas 112, California 80 (Final)
1989
Pac-12 Participants: ORE
Oregon (3-0) *WNIT Champions*
Oregon 82, DePaul 77
Oregon 93, Toledo 63 (Semifinal)
Oregon 67, San Diego State 62 (Final)
1996
Pac-12 Participants: ARIZ
Arizona (3-0) *WNIT Champions*
Arizona 80, Western Kentucky 72
Arizona 80, Arkansas 77 (Semifinal)
Arizona 79, Northwestern 63 (Final)
1999
Pac-12 Participants: COLO, UTAH, WASH
Colorado (1-1)
Colorado 70, BYU 53
Drake 88, Colorado 62
Utah (0-1)
Drake 70, Utah 62
Washington (1-1)
Washington 67, Portland 63
New Mexico 68, Washington 63
2000
Pac-12 Participants: ASU, USC
Arizona State (0-1)
Colorado State 66, Arizona State 54
USC (1-1)
USC 71, Santa Clara 64
Colorado State 66, USC 56
2001
Pac-12 Participants: ARIZ, OSU
Arizona (1-1)
Arizona 85, Pepperdine 65
New Mexico 75, Arizona 62
Oregon State (0-1)
Brigham Young 78, Oregon State 63

Pac-12 members have met four times in the Postseason NIT:

Utah 83, California 76
 California 72, Utah 64
 Washington 97, USC 87, 2002
 Oregon 50, Oregon State 48, 2002
 Oregon 77, Washington 73, 2002
 California 64, Utah 54
 California 71, Oregon 57, 2010
 Colorado 81, California 65
 USC 87, Colorado 70
 Washington 52, Utah 39
 Washington 55, Oregon State 49

2002

Pac-12 Participants: ORE, OSU, USC, WASH

Oregon (5-0) *WNIT Champion*

Oregon 72, St. Mary's 61
 Oregon 50, Oregon State 48
 Oregon 77, Washington 73
 Oregon 65, Michigan State 54
 Oregon 54, Houston 52

Oregon State (1-1)

Oregon State 62, Hawaii 50
 Oregon State 50, Oregon State 48

USC (1-1)

USC 72, San Francisco 53
 Washington 97, USC 87

Washington (2-1)

Washington 82, North Texas 61
 Washington 97, USC 87
 Oregon 77, Washington 73

2003

Pac-12 Participants: ASU, OSU

Arizona State (1-1)

Arizona State 57, Hawaii 44
 Baylor 85, Arizona State 62

Oregon State (1-1)

Oregon State 77, UNLV 58
 Fresno State 58, Oregon State 57

2004

Pac-12 Participants: ASU, OSU, WASH

Arizona State (0-1)

UNLV 50, Arizona State 47

Oregon State (2-1)

Oregon State 69, Gonzaga 64
 Oregon State 75, Nebraska 67
 Creighton 74, Oregon State 64

Washington (1-1)

Washington 71, Pepperdine 59
 Creighton 74, Washington 69

2006

Pac-12 Participants: OSU

Oregon State (1-1)

Oregon State 77, Santa Clara 48
 Wyoming 67, Oregon State 49

2007

Pac-12 Participants: ORE, UTAH

Oregon (1-1)

Oregon 70, UC Santa Barbara 54
 Wyoming 64, Oregon 62

Utah (1-1)

Utah 78, Montana 70
 Illinois 59, Utah 48

2008

Pac-12 Participants: COLO

Colorado (3-1)

Colorado 82, Gonzaga 68
 Colorado 64, Villanova 58
 Colorado 96, TCU 90 (OT)
 Marquette 86, Colorado 72

2009

Pac-12 Participants: OSU

Oregon State (1-1)

Oregon State 59, Portland State 47
 New Mexico 61, Oregon State 56

2010

Pac-12 Participants: ASU, CAL, ORE

Arizona State (1-1)

Arizona State 84, New Mexico State 61
 BYU 61, Arizona State 53

California (6-0) *WNIT Champion*

California 74, UC Davis 69 (OT)
 California 64, Utah 54
 California 71, Oregon 57
 California 76, BYU 50
 California 61, Illinois State 45 (Semifinal)
 California 73, Miami (Fla.) 61 (Final)

Oregon (2-1)

Oregon 95, Eastern Washington 66
 Oregon 93, New Mexico 67
 California 71, Oregon 57

Utah (1-1)

Utah 66, Saint Mary's (Calif.) 53
 California 64, Utah 54

2011

Pac-12 Participants: ARIZ, CAL, COLO, USC

Arizona (0-1)

Utah State 103, Arizona 95

California (1-1)

California 74, Cal Poly 60
 Colorado 81, California 65

Colorado (3-1)

Colorado 71, UC Riverside 62
 Colorado 81, California 65
 Colorado 70, Wyoming 58
 USC 87, Colorado 70

USC (5-1)

USC 67, UC Santa Barbara 64
 USC 78, Nevada 59
 USC 62, BYU 50
 USC 87, Colorado 70
 USC 63, Illinois State 36 (Semifinal)
 Toledo 76, USC 68 (Final)

2012

Pac-12 Participants: ASU, COLO, OSU, UTAH, WASH

Arizona State

Pacific 77, Arizona State 62

Colorado (3-1)

Colorado 54, Northern Colorado 42
 Colorado 64, South Dakota 55
 Colorado 48, Villanova 47
 Oklahoma State 78, Colorado 70

Oregon State (2-1)

Oregon State 66, UC Davis 48
 Oregon State 56, Saint Mary's 41
 Washington 55, Oregon State 49

Utah (1-1)

Utah 69, Utah State 58
 Washington 52, Utah 39

Washington (3-1)

Washington 90, Cal Poly 71
 Washington 52, Utah 39
 Washington 55, Oregon State 49
 San Diego 58, Washington 47

NOTE: *The WNIT was not played during the 1996-97 season.*

Many outstanding Pac-12 women's basketball players have gone on to succeed at the professional level, as 17 former Pac-10 stars are currently playing or coaching in the WNBA. Headlining the list of former Pac-12 athletes who have played in the WNBA is Lisa Leslie, a five-time All-WNBA First Team honoree and the 2002 WNBA Finals MVP who retired in 2009. Leslie became the first WNBA player to amass 5,000 career points and recorded the first dunk in league history during the 2002 season. She guided the Los Angeles Sparks to back-to-back league titles in 2001 and 2002. Fellow USC alums Tina Thompson and retired WNBA star Cynthia Cooper helped guide the Houston Comets to four-straight WNBA titles from 1997-2000.



USC's Lisa Leslie was named the MVP of the 2002 WNBA Championship.

#9 LISA LESLIE (USC)

- Starting center for the Los Angeles Sparks, three-time MVP, named to the WNBA All-Decade Team
- First WNBA player to amass 5,000 career points
- Recorded first dunk in WNBA history during 2002 season
- Named MVP of the 2002 WNBA Championship
- Named MVP of the WNBA All Star game in 1999, 2001 and 2002
- Named to the All-WNBA Second Team in 1998, 1999 and 2005, First Team in 1997, 2000, 2001, 2002, 2003, 2004 and 2006
- Helped lead Sparks to two WNBA titles in 2001 and 2002
- Seven-time All-Star participant and All-Star MVP in 2001, 2004 and 2006



UCLA's Natalie Williams was USA Basketball's Female Athlete of the Year in 1999.

#24 NATALIE WILLIAMS (UCLA)

- Named first team All-WNBA in 1999, 2001
- Competed in the now-defunct ABL, was selected as the 1998 ABL MVP and named to the ABL All-Star Game
- Led league in total rebounds (336) and rebounds per game (11.6) and double-doubles
- Five-time All-Star selection- 1999, 2000, 2001, 2003 and 2004
- USA Basketball's Female Athlete of the Year in 1999



USC's Tina Thompson (left) and Cynthia Cooper (right) celebrate four straight WNBA titles with the Houston Comets.

#7 TINA THOMPSON (USC)

- A starter for the four-time WNBA champion Houston Comets ('97, '98, '99, '00)
- Named to the All-WNBA First Team in 1997, 1998 and 2004 and Second Team in 1999, 2000, 2001 and 2002
- Named Most Valuable Player in the WNBA 2000 All Star game
- One of just five women to play in four WNBA All Star games
- Became just the second player in WNBA history to surpass the 4,000 point mark
- Named to the WNBA All-Decade Team

#14 CYNTHIA COOPER (USC)

- A member of the four-time WNBA champion Houston Comets ('97, '98, '99, '00)
- Named MVP of the WNBA Championship in 1997, 1998 and 2000
- Named the winner of the WNBA Most Valuable Award in both 1997 and 1998
- Selected to the All-WNBA First Team all four years (1997-00) and WNBA All-Decade Team
- Led the WNBA in scoring in 1997 (22.2 ppg) and 1998 (22.7 ppg)

PAC-12 PLAYERS IN THE WNBA (2012)

Player	School/Graduated	WNBA Team
Monique Ambers	Arizona '97	New York, Asst. Coach
Jayne Appel	Stanford '10	San Antonio
Julie Brase Hairgrove	Arizona '03	Phoenix, Asst. Coach
Ebony Hoffman	USC '04	Los Angeles
Briann January	Arizona State '09	Indiana
Cathrine Kraayeveld	Oregon '05	Atlanta
Leilani Mitchell	Utah '09	New York
Eshaya Murphy	USC '07	Chicago
Nnemkadi Ogwumike	Stanford '12	Los Angeles
Shelley Patterson	Washington State '83	Minnesota, Asst. Coach
Kayla Pedersen	Stanford '11	Tulsa
Jeanette Pohlen	Stanford '11	Indiana
Nicole Powell	Stanford '04	New York
Noelle Quinn	UCLA '07	Washington
Dymond Simon	Arizona State '11	Phoenix
Tina Thompson	USC '97	Seattle
Candice Wiggins	Stanford '08	Minnesota



Former Cardinal Nnemkadi Ogwumike was the No. 1 draft pick in the 2012 WNBA Draft. She went on to win the WNBA's Rookie of the Year.



LARRY SCOTT COMMISSIONER

Larry Scott came to college athletics in 2009 with an energy and bold vision that he has used to deliver monumental changes to one of the most storied Conferences in the country, the Pacific-10, and transform it into a modern 12-team Conference built for long-term success. Welcome to the Pac-12.

Scott succeeded Tom Hansen as the sixth Commissioner of the Pac-10 Conference on July 1, 2009. Scott came to collegiate athletics after serving six years as Chairman and Chief Executive Officer of the Sony Ericsson WTA Tour (Women's Tennis Association), where he helped generate unprecedented growth and popularity for women's professional tennis on a global scale.

He has established a solid track record of innovation and growth -- across a range of different sports, at both the college and professional levels -- grounded in deep experience that goes back to his student-athlete days at Harvard.

At the WTA Tour Scott achieved the long-sought goal of equal prize money for women in tennis' grand slam events. He also became the architect of the largest-ever sponsorship in both women's sports and professional tennis, a six-year \$88-million landmark title sponsorship agreement with Sony Ericsson. Among his many other WTA achievements are the largest television deal in women's tennis history, and a reform package that led to a 40 percent increase in prize money - a record \$86 million - and \$750 million in facilities investment.

More recently, in his first two years as Commissioner of the Pac-10, Scott has led the Conference through expansion for the first time since 1978 by successfully adding Colorado and Utah, created a Football Championship Game for the first time in Conference history, secured agreement for equal revenue sharing for the first time ever, delivered a landmark media rights agreement with ESPN and Fox that dramatically increases revenue and national exposure for schools, and created the Pac-12 Network and Pac-12 Digital Network that promises to significantly enhance exposure for all sports throughout the Conference. He has also orchestrated a rebranding of the Conference, with messages of innovation, excellence, and the advantages of West Coast location at its core.

Scott has earned major recognition for his visionary leadership: In 2008 the Sony Ericsson WTA Tour was nominated by Sports Business Journal as Sports League of the Year and was the recipient of the Women's Sports Foundation Billie Jean King Contribution Award. In 2008, Scott was named to Time Magazine's list of best global sports executives.

Scott's career in athletics extends back to his captaincy of Harvard's tennis team, where he was named an All-American, earned a B.A. in European History in 1986, and gained a lifelong appreciation for the importance of maintaining a careful balance between academics and sports. He went on to play tennis professionally on the ATP circuit, winning one title, and then going on to serve for more than a decade in key posts, including Chief Operating Officer, President of ATP Properties, and Executive Vice President of the International Group. In these roles, which included postings in Sydney, Monte Carlo and London, he was credited with significantly growing the global popularity of men's tennis, establishing the Tennis Masters Cup as one of the sport's most successful events, negotiating the renewal of the ATP's 13-year partnership with Mercedes-Benz -- which remains one of the preeminent sponsorship agreements in tennis history -- and launching tournaments in such developing regions as China and the Persian Gulf.

Larry and his wife, Cybille, live in Danville, Calif., and have three children, Alexander, Sebastien and Alannah.

SCOTT QUICK FACTS

CURRENT POSITION:

Commissioner
Pac-12 Conference
July 1, 2009-Present

PREVIOUS POSITION:

Chairman & CEO • WTA Tour
April 15, 2003-June 30, 2009

HONORS:

- *TIME* Magazine's List of Best Sports Executives, 2008
- *Sports Business Journal* Sports League of the Year Nominee, 2008

EDUCATION:

Harvard University, B.A. European History
1986 graduate with Honors

ATHLETIC ACCOMPLISHMENTS:

All-American tennis player at Harvard
Three-year professional tennis player, winning one ATP title

PREVIOUS PAC-12 COMMISSIONERS

EDWIN N. ATHERTON
1940-1944

VICTOR O. SCHMIDT
1944-1959

THOMAS J. HAMILTON
1959-1971

WILES HALLOCK
1971-1983

THOMAS C. HANSEN
1983-2009

LAWRENCE G. SCOTT
2009-Present

LEARFIELD SPORTS DIRECTORS' CUP

Six Pac-12 Conference institutions finished the 2011-12 academic year ranked in the final Learfield Sports Directors' Cup top 25, the National Association of Collegiate Directors of Athletics (NACDA) announced today. Three institutions, STANFORD, UCLA and USC, were in the top 10, the most of any conference.

The Conference of Champions was represented by six members in the Directors' Cup top 25, the most of any conference. The Cardinal won its 18th-consecutive cup after claiming national championships in women's soccer and women's water polo, and top-four finishes in men's and women's swimming and diving, women's basketball and women's gymnastics, accumulating an impressive 1448.25 points.

UCLA and USC were among eight teams to tally better than 1,000 points, finishing third (1,142.75 points) and seventh (1,006.75 points), respectively. Together, the Bruins and Trojans each posted top four finishes in women's volleyball, women's water polo, and men's and women's tennis. CALIFORNIA placed 11th overall with 979.00 points after sweeping the men's and women's swimming and diving titles. ARIZONA's national title in baseball pushed the Wildcats into the top 20, where they placed 19th (827.75), OREGON rounded out the top 25, finishing 24th (747.25).

ARIZONA STATE placed 30th with 625.25 points, with WASHINGTON right behind in 31st with 622.50 points. COLORADO was 57th overall (391.50), followed by OREGON STATE (66th, 300.91), UTAH (74th, 260.0), and WASHINGTON STATE (T106th, 171.00).

The success of the Pac-12 in the Director's Cup was bolstered by the capturing of nine NCAA titles, most among all conferences. In addition, 10 of the Pac-12's league members finished among the top four in 24 NCAA championships, while the ACC was next with its league members placing among the top four in 16 NCAA championships.

CONFERENCE BREAKDOWN

Conference	Top-25 Schools
1. Pac-12 (12)	6
2. Big Ten (12)	5
SEC (12)	5
4. ACC (12)	4
Big 12 (10)	4
6. Big East (15)	1

WHERE PAC-12 SCHOOLS RANKED

School	Total Pts
1. Stanford	1,448.25
3. UCLA	1,142.75
7. USC	1,006.75
11. California	979.00
19. Arizona	827.75
24. Oregon	747.25
30. Arizona State	625.25
31. Washington	622.50
57. Colorado	391.50
66. Oregon State	300.91
74. Utah	260.00
T106. Washington State	171.00

TOM HANSEN CONFERENCE MEDAL WINNERS



A Conference Medal is awarded annually to each member institution's outstanding senior male and female student-athlete based on the exhibition of the greatest combination of performance and achievement in scholarship, athletics and leadership. In 2009, the Pac-12 renamed the award the Tom Hansen Conference Medal in honor of Hansen, who retired at the end of June 2009 after serving for 26 years as Commissioner of the Pac-10.

Following are the 2011-12 award winners:

2011-12 PAC-12 TOM HANSEN CONFERENCE MEDAL WINNERS

School	Men	Women
Arizona	Ben Grado, Diving	Katie Matusik, Gymnastics
Arizona State	Aaron Pflugrad, Football	Katelyn Boyd, Softball
California	Jorge Gutierrez, Basketball	Valerie Arioto, Softball
Colorado	Andy Wacker, Cross Country/T&F	Katie Hartman, Skiing
Oregon	David Paulson, Football	Amanda Johnson, Basketball
Oregon State	Cameron Collins, Football	Leslie Mak, Gymnastics
Stanford	Andrew Luck, Football	Nnemkadi Ogwumike, Basketball
UCLA	Andy Rose, Soccer	Samantha Camuso, Softball
USC	Daniel Nguyen, Tennis	Amanda Smith, Swimming
Utah	Derrick Shelby, Football	Maria Graefnigs, Skiing
Washington	Robert Munn, Rowing	Kate Deines, Soccer
Washington State	Derek Jones, Baseball	Elisabeth Fournier, Tennis



KEVIN WEIBERG • Deputy Commissioner and Chief Operating Officer

Deputy Commissioner Kevin Weiberg has responsibility for all aspects of the Pac-12 Conference's administrative operations. He has oversight responsibility for the Conference's daily operations, including governance, enforcement, compliance, sport management, championships, football bowl relationships, officiating, and television administration.

Prior to joining the Pac-12, Weiberg was the Chief Executive Officer of iHoops from 2009 to 2010, a joint venture between the NCAA and NBA, formed to develop a structure and programs to improve the quality of youth basketball in the United States.

Weiberg has extensive experience in college athletics, as well. He served as vice president of university planning and development for the Big Ten Network from 2007-09. In addition, he served as deputy commissioner of the Big Ten Conference under Jim Delany from 1989 to 1998.

Weiberg served as commissioner of the Big 12 Conference from 1998 to 2007, overseeing its transformation into one of the most competitive and financially successful conferences in the country. Weiberg is a 1978 graduate of Kansas State University and earned a master's degree from Western Illinois University in 1979.



WOODIE DIXON • General Counsel and Vice President Business Affairs

Woodie Dixon joined the Pac-12 in April 2010 and manages all business affairs, in-house legal matters, football administration and human resources.

Prior to joining the Pac-12, Dixon spent six years (2004-10) as General Counsel for the NFL's Kansas City Chiefs overseeing all legal matters for the franchise, including player, marketing, sponsorship, stadium operations, special event and sales contracts, litigation and licensing. Previously, he has practiced law with the NFL, Sidley, Austin, Brown & Wood LLP in Chicago, and Dorsey & Whitney LLP in Minneapolis, Minn.

Dixon is a graduate of Harvard Law School, the University of Massachusetts graduate program in sports management and Amherst College.



DANETTE LEIGHTON • Chief Marketing Officer

Danette Leighton joined the Pac-12 Conference in April 2010 as the Conference's first Chief Marketing Officer. Her responsibilities include leading the Conference in the development and implementation of strategic marketing and communication programs, as well as integrating and supporting the marketing interests of the member institutions. She oversees the areas of business operations, communications, event operations, marketing, public affairs and ticket sales.

An Arizona graduate, Leighton returns to the Pac-12 where she began her career as a public relations intern. Most recently, she acted as Vice President of Marketing and Brand Development for Maloof Sports & Entertainment. She spent the last decade overseeing all marketing and branding efforts for the NBA's Sacramento Kings and ARCO Arena, as well as the business operations for the WNBA's Sacramento Monarchs.

Previously, she led Sony's sports marketing division, focusing on the PGA Tour and the Sony Open in Hawai'i. She also served as the executive director of the 1999 NCAA Women's Basketball Final Four at Stanford and worked in public relations for the Fiesta Bowl.



RON MCQUATE • Chief Financial Officer

McQuate joined the Pac-12 in March 2010 as the Chief Financial Officer. Prior to joining the Pac-12, McQuate spent seven years at the Sony Ericsson WTA Tour (WTA) where he served Sr. Vice President of Finance.

Before the WTA, McQuate acted as Vice President of Finance for the Soccer, Europe, and Events Divisions of AEG in Los Angeles, CA.

He began his career in sports with the Cleveland Indians as Controller and then Director of Corporate Planning and Development. McQuate earned his B.S.B.A. in accounting from the University of Dayton.



GLORIA NEVAREZ • Senior Associate Commissioner, Senior Woman Administrator

Gloria Nevarez was named the Pac-12's Senior Associate Commissioner and Senior Woman Administrator in April 2010. Nevarez is responsible for the administration of the Conference's Senior Woman Administrators and oversees all sports except football. She is the Pac-12 liaison for men's basketball and women's golf.

Before joining the Pac-12, Nevarez spent the previous three years as Senior Associate Athletic Director at the University of Oklahoma, overseeing marketing, human resources, strength and conditioning and several sports including men's and women's basketball. She also served as the University's liaison for Title IX compliance and Big 12 governance issues. Before Oklahoma, Nevarez was Associate Commissioner/SWA for the West Coast Conference. Nevarez previously held positions in program management, compliance and legal affairs at the University of California. She also worked in the athletic department at San Jose State University and was an adjunct faculty member at the University of San Francisco.

Nevarez is a graduate of the University of Massachusetts where she played basketball and is a University of California, Berkeley Law alumna.



MIKE MATTHEWS • Associate Commissioner, Compliance

Mike Matthews was named Assistant Commissioner in October of 1989 after spending three and a half years as Assistant Public Relations Director. Promoted to Associate Commissioner in February 2006, his responsibilities include assisting Pac-12 institutions with NCAA and Conference rules interpretations and their compliance programs.

Prior to joining the Pac-12, Matthews served two years as Assistant Commissioner of the West Coast Conference, two years as an Assistant Sports Information Director at the University of California, and four years as SID at Saint Mary's College (Calif.). He is a 1978 graduate of the University of California.

He and his wife Stephanie have two children, Christopher and Emma.



RON BARKER • Associate Commissioner, Governance and Enforcement

Ron Barker joined the Pac-12 as Assistant Commissioner for Governance and Enforcement in October of 2001 and was promoted to Associate Commissioner in February of 2006. His job duties include administering the Conference's enforcement and NCAA governance programs and working with the Faculty Athletic Representative group as well as managing the hardship petitions.

Prior to joining the Pac-12, Barker served as an enforcement representative for the National Collegiate Athletic Association (1999-2001). He has also been an investigator for the Legal Department of Novell, Inc. of Provo, Utah (1992-99) and served as a graduate assistant basketball coach at Brigham Young University (1989-91).

A former professional basketball player for Deportivo Luqueño (Paraguay), Barker is a 1987 graduate of California State University, Long Beach. He earned his master's degree in sports administration from BYU in 1991. He and his wife, Heidi, have four children.



CHRIS DAWSON • Associate Commissioner, Sports Management

Chris Dawson was named Assistant Commissioner of Olympic Sports in August 2001 and was promoted to Associate Commissioner in February of 2006. She is the Conference liaison for women's basketball, men's soccer, swimming and diving, tennis and softball. Dawson is also responsible for administering the officiating policy. She currently serves on the NCAA Division I Women's Basketball Committee as well as the NCAA Division I Awards, Benefits, Expenses and Financial Aid Cabinet.

Prior to joining the Pac-12, Dawson spent 23 years at the University of California as the Associate Athletic Director for Sport Programs and Senior Women's Administrator from 1992 to 2001. She was named Assistant Athletic Director for the Cal Women's Athletic Department in 1989 and was the Sports Information Director for the women's department from 1979-89. Dawson served as the chair of the NCAA Championships & Competition Cabinet, and as a member of the NCAA Strategic Planning Cabinet, the NCAA Soccer Rules Committee, the NCAA Woman of the Year Committee and the NCAA Volleyball Committee.

Dawson is a 1975 honors graduate of the University of Virginia where she was a student-athlete in basketball. She earned a master's degree in education, with emphasis in sport administration from Ohio University in 1979.



DUANE LINDBERG • Associate Commissioner, Television

Duane Lindberg returned to the Pac-12 staff for his second tour of duty in 1991 as Assistant Commissioner for Electronic Communications, and was promoted to Associate Commissioner, Television in February of 2006. His job duties include overseeing the Conference television agreements.

Lindberg spent 1989-91 at the Southwest Conference in Dallas as Assistant Commissioner overseeing the Conference's compliance program. His first stint at the Pac-12 saw him serve as Assistant Commissioner for Compliance and Enforcement in 1989, Assistant to the Commissioner from 1986-89, and Assistant Public Relations Director from 1983-86. He previously served two-and-one-half years as Assistant SID at USC.

A Tacoma, Wash., native, Lindberg has both undergraduate (1979) and master's (1981) degrees from the University of Washington.



DAVE HIRSCH • Vice President, Communications

Dave Hirsch has been with the Pac-12 since 1995 and was promoted to Vice President, Communications in June 2010. His responsibilities include administering the Conference marketing and communications programs with particular emphasis in football and men's basketball. Hirsch serves as the Media Operations Director for the Pac-12 Football Championship Game and the Pac-12 Men's Basketball Tournament.

Prior to joining the Pac-12, Hirsch was a member of the University of Arizona media relations staff (1988-1995) where he was Coordinator of Information Services. In that role, he was director of media operations for the Wildcats' nationally-ranked basketball team. He has received numerous citations for excellence in publications by the College Sports Information Directors of America (CoSIDA).

From 1998-2007, Hirsch worked with the Tournament of Roses Association, serving as the Assistant Media Coordinator for the Rose Bowl Game. Hirsch is a 1986 graduate of the University of Arizona and was a member of the Wildcat baseball team for two years.



HEATHER VAUGHAN • Vice President, Marketing

Vaughan joined the Pac-12 in June 2010 as the Conference's first Senior Director, Marketing. Her duties include enhancing the overall marketing and staging of all Pac-12 Championships and events, serving as the creative lead for the Conference and working with the marketing team to develop and execute strategic marketing plans.

Prior to joining the Conference, Vaughan worked for the Maloof Sports & Entertainment team for nine years, overseeing the creative services department. She was responsible for the marketing, branding and creative materials to support the NBA's Sacramento Kings, the WNBA's Sacramento Monarchs and ARCO arena. She also worked for several advertising agencies in the Los Angeles area.

A San Diego, Calif., native, Vaughan graduated from California State University Chico with a bachelor's degree in communication design. She also holds a master's degree in communications from California State University, Fullerton.



WILL HUNTER • Vice President, Operations

Will Hunter joined the Pac-12 in July 2012 as the Vice President of Operations and will oversee the development, operation and coordination of the Pac-12 Football Championship Game and Men's Basketball Tournament.

Hunter came to the Pac-12 after three years as the Event Operations Manager for Cowboys Stadium in Arlington, TX where he managed major events such as Super Bowl XLV, the 2010 NBA All-Star Game, Big 12 Football Championship and Cotton Bowl Classic. Hunter managed over 100 events at Cowboys Stadium for a combined total attendance of over two million guests. In addition to managing operations and logistics for events, he was heavily involved in sponsorship activation at Cowboys Stadium.

Hunter's previous experience includes stops with the NFL League Office in New York and the Scottish Claymores (NFL Europe) in Glasgow, Scotland.

Hunter earned a bachelor's degree in Psychology from Wofford College, where he captained the football team.



ERIK HARDENBERGH • Vice President, Public Affairs

Erik Hardenbergh joined the Pac-12 as the Vice President of Public Affairs in July 2012. Hardenbergh is integral to the development of public relations plans and strategies that promote the interests and reputation of the Pac-12. Hardenbergh plays a pivotal role in enhancing the Conference's visibility at local, national and global levels.

Most recently, Hardenbergh spent four years as the Vice President of the Glover Park Group in Washington, D.C., where he developed strategic messaging platforms and coordinated integrated campaigns for companies including JPMorgan Chase and United Technologies. Hardenbergh has also worked for several sports media outlets including Yahoo! Sports, Fox Sports Northwest and ABC Sports.

Hardenbergh holds a bachelor's degree in political science from Amherst College, where he captained the golf team for three years. Hardenbergh also earned a master of business administration from the University of North Carolina.



ROB SINE • Vice President, Ticket Sales

Rob Sine was named Vice President of Ticket Sales in June 2012. Sine is responsible for the ticket sales strategy and execution of Pac-12 Championships, including the Pac-12 Men's and Women's Basketball Tournaments and Pac-12 Football Championship Game as his major priorities. Sine will also work closely with each of the Pac-12 institutions' ticket sales and operations departments to facilitate best practices throughout the Conference.

Prior to joining the Pac-12, Sine founded and served as president of Hands On Sports, specializing in helping clients start-up or turn-around ticket and sponsorship sales efforts, executive management projects and ticket sales and services training to professional sports and collegiate clients. Clients included members of the NFL, MLB, NHL, CFL, NBA, BIG TEN, SEC, WAC, MAC and Auto Racing. Prior to founding Hands On Sports in 2006, Sine spent 11 years working on the team side of professional sports; five years in minor league sports and the last seven year in leadership roles within three NBA organizations' ticket sales departments; the Portland Trail Blazers, Seattle SuperSonics and Milwaukee Bucks.

Sine received his degree from Penn State University.



ANNA ROBERTS • Senior Director, Human Resources

Anna Roberts joined the Pac-12 in September 2011 as the Director of Human Resources and is responsible for all aspects of the Pac-12 people strategy including recruiting, retaining and developing employees. Prior to joining the Conference office, Roberts was at Support.com where she oversaw the human resources function for the company of more than 900 employees. In addition, she worked several years in a human resource function for Adeco Group.

Roberts graduated from California Polytechnic State University, San Luis Obispo, with a degree in English literature. Roberts, resides in Alameda with her husband, Edward, and their son.



NATALIA CICCONE • Assistant Commissioner, Communications

Natalia Ciccone was named Assistant Commissioner of Communications for the Pac-10 in October 2008. Her responsibilities include assisting in the Conference's communications and marketing programs, with emphasis on women's basketball, volleyball and outdoor track & field, assisting with the Conference's internet and social media operations, and overseeing the production of the Conference's publications. She also serves as the Media Director of the Pac-10 Women's Basketball Tournament.

Ciccone was an Assistant Media Relations Director at the University of Maryland from 2002-2008, serving as the primary contact for the NCAA Champion women's basketball and field hockey teams. She served as assistant media coordinator for the NCAA Women's Basketball Tournament first and second rounds, and as media coordinator for a number of NCAA field hockey events, including the 2007 NCAA National Championship.

From 2000-03, Ciccone was a Sports Information Assistant at Penn State University, working with several nationally ranked teams. Prior to that, she was an Assistant Sports Information Director at Mount St. Mary's College (Md.).

Ciccone is a graduate of Goucher College where she was a member of the women's lacrosse team. She resides in Concord, Calif., with her husband, Gene Brtalik, and their son.



ERIK PRICE • Assistant Commissioner, Compliance

Erik Price joined the Pac-12 Conference in October 2002 after spending seven years in the Office of the Faculty Athletics Representative at the University of California, serving as Senior Administrative Analyst (1994-2000). Promoted to Assistant Commissioner in February of 2006, his responsibilities include assisting the Compliance and Enforcement staff in monitoring and applying NCAA and Conference legislation. He coordinates the Pac-12 Student-Athlete Advisory Committee (SAAC).

A native of Berkeley, Calif., he is a 1989 graduate of Columbia University with a degree in economics and received a master's degree in journalism from the University of California in 1991.

He and his wife Paula are the parents of two children, Sasha and Ben.



TAMMY NEWMAN • Assistant Commissioner, Governance and Enforcement

Tammy Newman joined the Pac-12 Conference in 1989. Promoted to Assistant Commissioner in February 2006, her responsibilities include administration of the NCAA legislative proposal and governance processes for the Conference office and institutional members. She also serves in the Conference's enforcement program and is the staff liaison to the Faculty Athletic Representatives Committee, DLIR, Legislative, and Nominating Committees. She also directs the Conference VIP hospitality programs at football bowl games.

Newman has a bachelor of arts degree from Saint Mary's College of California. A Bay Area native, she is married to Dennis Willing.



KRISTINE BERNDT • Assistant Commissioner, Sports Management and Championships

Kristine Berndt joined the Pac-12 in August 2006 as the Administrative Fellow and was hired on a full-time basis in July 2007. Berndt was promoted to Assistant Commissioner, Sports Management and Championships in June 2012 and serves as the Conference liaison for cross country and track and field, women's soccer, men's golf and wrestling. She is also the Assistant Tournament Director for the Pac-12 Women's Basketball Championship. Berndt is responsible for overseeing the awards and merchandise programs for the Conference.

Berndt earned a bachelor's degree in physical education with a minor in Spanish from the University of Alabama, Birmingham where she was a four-year member of the softball team. She is currently working on her thesis of the Work-Family Balance of Senior Level Women Administrators as a culmination project to earn a master's degree in sport management from San Jose State University. Berndt resides in Brentwood, Calif., with husband Brandon and two daughters.



HEATHER PERRY • Assistant Commissioner, Sports Management and Championships

Heather Perry was named Assistant Commissioner of Championships in June 2007. She serves as the Conference liaison for baseball, women's gymnastics, men's and women's rowing, volleyball and is the Tournament Director for the Pac-12 Women's Basketball Championship.

Prior to joining the Pac-12, Perry spent nine years at the NCAA, most recently as the Associate Director of Playing Rules Administration. In her role, she has served as a championships administrator and media coordinator at the Women's College World Series, Women's Final Four, Division II Women's Elite Eight, Women's Frozen Four and the Women's Rowing Championship.

Perry earned her undergraduate degree from Ball State University in Muncie, Ind., where she received a bachelor of science degree in public relations with a minor in speech communication. She also has a master's degree in sports management from BSU.



STEPHANIE CRAMNER • Controller

Stephanie Cranmer joined the Pac-12 in April 2012 as Controller. Her responsibilities include day-to-day accounting, budgeting and reporting functions and maintaining the general ledger for the Pac-12.

Cranmer previously spent two and a half years as a senior accountant for Armano McKenna, LLP, serving some of the Bay Area's largest schools, non-profits, foundations and corporations. She has also worked for the William and Flora Hewlett Foundation and PricewaterhouseCoopers. Cranmer is a member of the American Institute of Certified Public Accountants and the California Society of Certified Public Accountants.

A graduate of UCLA with a bachelor's degree in business economics and minor in accounting, Cranmer was a sports marketing intern in the athletic department for three years. She currently resides in Walnut Creek with her husband, Max.



TAYLOR LIEN • Director, Business Operations

Taylor Lien joined the Pac-12 in June 2009 and served as a Business Development Manager, analyzing and developing key strategies of growth for the Conference in areas including expansion, media, events and marketing.

Lien was promoted in June 2012 to Director of Business Operations, where he oversees the research and analytics element of the Conference to help develop strategies and roadmaps for the Pac-12's new initiatives. Lien is also responsible for revenue and contractual aspects of the Conference's major championship events. He works closely with member institutions in areas including marketing, ticketing and sponsorship for these events, and also acts as a liaison between the Conference office and Pac-12 Enterprises.

Lien is a 2009 graduate of the University of California with a bachelor's degree in business administration from the Haas School of Business.



MICHAEL ORTIZ • Director, Video Operations

Michael Ortiz was named Video Operations Director in May 2012. Ortiz manages the day-to-day video operations at the Pac-12, including oversight of the Conference's Command Center for its officiating programs.

Ortiz came to the Pac-12 from Oregon State, where he served as the Football Video Director since 2007, overseeing management of the OSU football video department. Ortiz responsibilities included managing the coaching analysis information network, maintained hardware and software, overseeing video crews and creating videos for football-related functions and the recruitment process. Prior to Oregon State, Ortiz was a field support representative for XOS Technologies and an Assistant Video Director at both the University of Washington and the University of Colorado.

Ortiz is a graduate of the University of Colorado with a bachelor's degree in broadcast journalism.



CARRIE XU • Senior Manager, International

Carrie Xu joined the Pac-12 in November 2012 as the Conference's first Senior Manager, International. Xu is responsible for all aspects of the Pac-12's globalization initiative aimed to proactively promote the Conference and its member institutions to new audiences through educational collaboration, cultural exchange and sport.

Prior to the Pac-12, Xu worked for Nike on its basketball initiatives, product marketing and merchandising in China. Xu began her career as a management trainee at Unilever China in Shanghai.

A Shanghai native, Xu graduated from Fudan University in China with a bachelor's degree in economics. Xu also holds an MBA from the Marshall Business School at the University of Southern California.



COURTNEY JEFFRIES • Senior Manager, Ticket Sales

Courtney Jeffries was named Senior Manager, Ticket Sales in September 2012. She will assist in executing ticket sales and operations for the Pac-12 Football Championship Game and the Pac-12 Men's and Women's Basketball Tournaments. Jeffries will collaborate with each of the Pac-12 institutions' ticket sales and operations departments to facilitate sales for the Conference's major events.

Prior to joining the Conference office, Jeffries worked for eight years with the Oakland Raiders in the ticket operations and services.

Jeffries is a graduate of the University of Washington where she was a four-year letterwinner on the Husky softball team. She graduated in 2004 with a degree in law, societies and justice, then obtained a master's in sports management from the University of San Francisco in 2006.



IN JA HALCOMB • Executive Assistant to the Commissioner

In Ja Halcomb was named Executive Assistant to the Commissioner in July 2012. Halcomb provides administrative assistance to the Commissioner.

Halcomb joined the Pac-12 after nine years as an Executive Assistant for Maloof Sports and Entertainment, where she assisted the company President with daily administration and business operations for the Sacramento Kings and Power Balance Pavilion. Halcomb worked directly with the executive management team, including the finance, sales, marketing and operations departments.



LINA DIAZ • Assistant Director of Business and Finance

Lina Diaz was promoted to Assistant Director of Business and Finance in February 2006. She assists the Chief Financial Officer and Controller with maintaining the Conference's financial records and disbursement of funds.

Diaz joined the Pac-12 in October of 1991, but had worked in other part-time temporary capacities for the Conference since March of 1989 before joining the staff on a full-time basis.

A native of the Philippines, Diaz is a graduate of Far Eastern University in Manila with a degree in Commerce with an emphasis in banking and finance. She had worked in various secretarial positions around the Bay Area before joining the Pac-12.



ANNA KAREFA-JOHNSON • Event Marketing Manager

Anna Karefa-Johnson joined the Pac-12 in July 2012. She is responsible for the executing Pac-12 branding initiative while coordinating the Conference's live events, partner activations, premium items and merchandising. Karefa-Johnson works to execute strategies and plans that promote the business interests and reputation of the Conference, while also supporting the marketing interests of member institutions.

Prior to joining the Pac-12, Karefa-Johnson worked with UMCA sports where she worked in event production management, planning and executing marketing events for clients such as Nike Basketball, LRMR and The LeBron James Family Foundation. She has also held public relations internships with the Los Angeles Lakers, Baltimore Ravens and the NFLPA.

Karefa-Johnson holds a bachelor's degree in communication from the University of Southern California. She also earned a master's of professional studies in sports industry management from Georgetown University.



AMY ZIRKLE • Interactive Marketing Manager

Amy Zirkle was named the Interactive Marketing Manager in August 2012. She is responsible for promoting the business interest of the Conference through both strategy and design. Zirkle is the in-house designer for the Conference for web, social, digital, special events and championships. Zirkle works on upholding the Pac-12's values of integrity and heritage while focusing on helping to continue the transformation of the Pac-12 into the new digital media era.

Zirkle came to the Pac-12 from working as a senior marketing and web designer for consumer product companies in North Carolina. She also has nine years of experience working with the Baltimore Orioles as part of the community and media relations teams, as well as a productions crew member.

Zirkle graduated with a bachelor of marketing degree from University of Maryland. She also has an associate degree in specialized technology in graphic design from the Art Institute of York, Pa.



RONNY BUSH • Operations Manager

Ronny Bush was named the Operations Manager in October 2012. He is responsible for coordinating the operations and logistics for the Pac-12 Football Championship Game and the Pac-12 Men's Basketball Tournament.

Prior to joining the Pac-12, Bush worked as a marketing assistant at the University of Washington where he was responsible for the marketing and game-day operations for volleyball, gymnastics and baseball. Previously, he was an intern in the event management department, assisting in the operations and coordination of home athletic events.

Bush is a graduate of Washington State University where he earned a bachelor of arts in sport management in 2010.



CHERYL WONG • Sports Management Manager

Cheryl Wong was named sports management manager in August 2012. Her primary responsibilities include assisting the Conference's multiple officiating programs, as well as serving as the sports liaison for wrestling. As part of the sports management team, she will also assist with the Pac-12 Football Championship Game, as well as, the men's and women's basketball tournaments.

Wong came to the Pac-12 from the University of California where she was the travel coordinator. While there, she successfully researched and secured airfare, local and road transportation, and lodging for all of Cal's 29 varsity teams. She also was the primary contact for the Cal football airplane charter. In addition to being the travel coordinator, Wong was also part of the event management football game day staff for three seasons.


Wong is a graduate of UCLA where she received a bachelor of arts in the study of religion. She also earned a master's in education with a major in sport administration from the University of Miami.



ROBERT MULLINGS • Administrative Fellow

Robert Mullings joined the Pac-12 as an Administrative Fellow in July 2012. Mullings graduated from Virginia State University in 2011 with a bachelor's degree in health, physical education, recreation and dance and a minor in sport management.

Mullings was most recently an operations intern with the Colonial Athletic Association, where he assisted in championships operations for basketball, soccer, volleyball, cross country and field hockey. Mullings coordinated a youth basketball night in conjunction with the 2012 CAA Men's Basketball Championship. Mullings also interned at the 2011 Baseball Winter Meetings, working with Minor League Baseball staff on registration and trade show preparation. After playing football for Virginia State for one year, Mullings served as a manager of basketball operations and a sports information intern.



ALEX KAUFMAN • Communications Fellow

Alex Kaufman joined the Pac-12 as a Communications Fellow in July 2012. Kaufman is a 2010 graduate of the University of Colorado with a bachelor's degree in broadcast news and a minor in economics.

Kaufman joined the Pac-12 after one year as a media relations graduate intern for the Denver Broncos. Kaufman created content for weekly releases and media guides and arranged weekly radio interviews. He also served as the Broncos' sideline correspondent during all home games and selected road games. From 2009 to 2011, Kaufman was a media relations intern for the Denver Nuggets, playing a large role in game-day media operations. While at Colorado, Kaufman served as a student assistant in the sports information office, primarily working with football.



MEGAN MEDEIROS • Communications Fellow

Megan Medeiros joined the Pac-12 as a Communications Fellow in July 2012. Medeiros is a 2012 graduate of The Ohio State University with dual bachelor's degrees in business administration marketing and strategic communication.

Prior to joining the Pac-12, Medeiros was an athletic communications intern for Ohio State, assisting in media relations efforts for numerous sports, including football, basketball, gymnastics, men's soccer and rowing. Medeiros wrote player features and game recaps, assisted with game-day operations and updated media guides. Medeiros spent one season interning for the Columbus Crew and was also a member of the Ohio State cheerleading squad. In addition, Medeiros developed "One Step at a Time," a healthy lifestyle campaign for Columbus-area fifth graders.




Meghan Auld
Administrative Assistant
Front Desk Coordinator



Wendy Heredia
Administrative Assistant
Marketing & Communications



Lytisha Santiago
Executive Assistant
General Counsel & CFO



Michelle Zumalt
Administrative Assistant
Deputy Commissioner & COO



TONY CORRENTE • Coordinator of Football Officiating

Tony Corrente was appointed Coordinator of Football Officiating in June 2011. He officiated 20 seasons as a collegiate official, including 13 seasons at the Division I level. He has spent 16 seasons in the National Football League where he has been awarded the opportunity to officiate in the NFL postseason as either an on field official or as an alternate in 15 of his 16 seasons with the league. His postseason assignments have included two NFL Europe "World Bowls", two American Bowls (Sydney and Tokyo), the Pro Bowl, three Conference Championships and a pair of Super Bowls (XL and XLI).

Outside of his officiating profession, Corrente has earned his bachelors degree from Cal State Fullerton, and a masters degree in education from Azusa Pacific University. He is currently a high school educator in social sciences.



ED RUSH • Coordinator of Men's Basketball Officiating

Ed Rush was appointed Coordinator of Men's Basketball Officiating in May 2012. The long-time National Basketball Association's Director of Officiating was most recently one of the NBA's recruiting and development directors for officials. Rush served as a consultant to the Pac-12 men's basketball officiating program since 2007 with a focus on the training and development of the officiating staff.

Since 2003, Rush has been responsible for the ongoing recruitment, training and career development of the officiating staff of the NBA, WNBA and NBA-D League. From 1998-2003, he was the Director of Officiating for the NBA and oversaw the development of the WNBA officiating program. Prior to joining the NBA league office, Rush spent 32 seasons on the court, officiating over 2,000 regular season games, 247 playoff and 32 NBA Finals games from 1966-67 through 1996-97. In 2009, Rush was named by Referee Magazine as one of the 50 most influential people in sports officiating history.




VIOLET PALMER • Coordinator of Women's Basketball Officiating

A pioneer in refereeing, Violet Palmer was named the Conference's Coordinator of Women's Basketball Officiating in May 2010. The first woman to officiate a major U.S. professional sport at the highest level when she became a referee in the National Basketball Association (NBA) in 1997, Palmer has been on the NBA's officiating roster for 13 years and is the only woman among the league's officiating staff.

Palmer has officiated NBA playoff games and the WNBA Championships. Prior to joining the professional ranks, she spent nine seasons officiating at the collegiate level, including five NCAA Women's Final Fours and two National Championship games.

Palmer's duties with the Pac-12 will include implementing the Conference's officiating program, as well as identifying, recruiting and assigning referees. Palmer's strength and focus on education and training will further develop the Conference's officials and elevate them to the next level.

Palmer is a native of Los Angeles and a four-year letterwinner at Cal Poly Pomona where she led the Broncos to the 1985 and 1986 NCAA crowns.



DAN PEDERSEN • Coordinator of Baseball Officiating

Dan Pedersen was named Coordinator of Baseball Officiating in July 2002. He spent 24 years as an NCAA Division I umpire and retired from the field in 2003. He has worked five College World Series (youngest at age 26) and more than twenty NCAA regional championships. He also worked the 1991 Pan American Games in Havana, Cuba, and is a former professional umpire.

Prior to joining the Pac-12 staff, Pedersen served as Supervisor of Baseball Umpires for the Western Athletic Conference. Under his guidance, the WAC program became one of the most successful in the nation. There is a tremendous contrast between his professional career and his baseball career. Dan spent 17 years managing programs within the space launch industry and is now serving in a senior management position developing and manufacturing the next generation of advanced avionics.

Pedersen holds a bachelor of science degree in business management. He and his wife, Melissa, have two children, Brady and Alyssa, and reside in San Diego, Calif.



JOANNE VENDITTO • Coordinator of Softball Officiating

Joanne Venditto was appointed the newly created Coordinator of Softball Officiating in June 2003. She brings more than two decades of experience with assigning and coordinating softball programs, including 10 years at the Division I level.

From 2001-03, Venditto served as Softball Umpire Liaison for the Pac-10, helping to facilitate communication between Pac-12 coaches and umpires, disseminating playing rule interpretations and assisting in the standardization of umpiring mechanics. She spent two years as Coordinator of Softball Umpires for the Big West Conference and has also assigned for the California Collegiate Athletic Conference (CCAA), the NAIA and the Western State Community College Conference. In addition to her work with conferences, Venditto coordinated four workshops in 2002-03 as part of the NCAA Umpire Development Program. As an official, she worked full Division I and Division II schedules from 1980-1991.

Venditto holds a degree in recreation administration from California State University Northridge.



SANDRA HUNT • Coordinator of Women's Soccer

Sandra Hunt was named Coordinator of Women's Soccer Officiating in April of 2009. Her duties include implementing the Conference's officiating program in women's soccer, as well as identifying, recruiting, training, assigning and evaluating referees for matches at Pac-12 institutions.

Hunt spent 17 years as an on-field official before retiring in 2004, representing the United States on officiating crews at a number of international events, including the 1999 and 2003 FIFA Women's World Cup, and the 2000 Olympic Games. Her experiences cover all levels of soccer, including the collegiate level where she was assigned the national championship game at the NCAA Women's College Cup twice. In 1998, she became one of the first two women to referee a game in Major League Soccer (MLS) and has also officiated in the Women's United Soccer Association (WUSA) professional league.

She is one of only 23 United States Soccer Federation (U.S.S.F.) national assessors designated a match inspector and is currently serving on the Board of Directorship for the U.S. Soccer Committee, National Association of Sports Officials (NASO) and Whatcom Sports Commission. Hunt a graduate of Seattle Pacific University with a degree in leisure and recreation.



CHARLIE BROWN • Coordinator of Women's Volleyball Officiating

Charlie Brown was appointed Coordinator of Women's Volleyball Officiating in December 1994. For more than 20 years, he's excelled in the sport as an athlete, high school coach and referee.

Until recently, Brown had coached the girl's team at Granada HS in Livermore, Calif., where his program was consistently among the best in the state. As a referee, he's worked nationally with all levels of competition, particularly the U.S. Sports Festival. Professionally, Brown is employed by Lawrence Livermore Laboratory, where he's involved with project management and design engineering.

NCAA TEAM TITLES WON BY CONFERENCE (ALL-TIME)

NCAA TITLES WON BY CONFERENCE (all-time)

TEAM	INDIVIDUAL
1. Pac-12..... 451	1. Pac-12..... 2,073
2. Big Ten..... 253	2. Big Ten..... 1,603
3. SEC..... 198	3. SEC..... 1,249
4. Big 12..... 155	4. Big 12..... 942
5. ACC..... 123	5. Ivy..... 415
6. Ivy..... 92	6. Big East..... 373
7. Big East..... 75	7. ACC..... 364
8. Conference USA..... 47	8. Conference USA..... 343
9. Western Athletic..... 43	9. Western Athletic..... 173
10. West Coast..... 30	10. Mountain West..... 145

NCAA TEAM TITLES WON BY CONFERENCE (ALL-TIME)

MEN		WOMEN	
1. Pac-12..... 306	2. Big Ten..... 217	1. Pac-12..... 145	2. SEC..... 88
3. Big 12..... 128	4. SEC..... 110	3. ACC..... 66	4. Big Ten..... 36
5. Ivy..... 77	6. ACC..... 57	5. Big East..... 27	7. Big East..... 27
7. Big East..... 48	8. Conference USA..... 46	8. Ivy..... 15	9. Big West..... 9
9. Western Athletic..... 38	10. West Coast..... 23	10. West Coast..... 7	

NCAA TEAM TITLES WON BY SCHOOL (ALL-TIME)

MEN		WOMEN	
1. USC..... 81	2. UCLA..... 71	1. STANFORD..... 42	2. UCLA..... 37
3. STANFORD..... 61	4. Oklahoma State..... 50	3. North Carolina..... 27	4. Louisiana State..... 26
5. Arkansas..... 41	6. Penn State..... 33	5. Texas..... 22	6. Maryland..... 19
7. Michigan..... 31	8. Denver..... 28	7. Georgia..... 17	8. USC..... 14
9. CALIFORNIA..... 26	10. Yale..... 26	9. ARIZONA STATE..... 12	10. Florida..... 12

NCAA TEAM TITLES WON BY PAC-12 SCHOOLS (ALL-TIME)

MEN		WOMEN	
USC..... 81	Stanford..... 61	Stanford..... 42	UCLA..... 37
UCLA..... 71	California..... 26	UCLA..... 37	USC..... 14
Stanford..... 61	Colorado..... 20	Arizona State..... 12	Arizona..... 11
California..... 26	Oregon..... 13	Utah..... 9	California..... 6
Colorado..... 20	Arizona State..... 11	California..... 6	Oregon..... 6
Oregon..... 13	Utah..... 11	Washington..... 6	Colorado..... 2
Arizona State..... 11	Arizona..... 7	TOTAL..... 145	
Utah..... 11	Oregon State..... 3		
Arizona..... 7	Washington State..... 2		
Oregon State..... 3	TOTAL..... 306		
Washington State..... 2			

NCAA INDIVIDUAL TITLES WON BY CONFERENCE (ALL-TIME)

MEN		WOMEN	
1. Pac-12..... 1,431	2. Big Ten..... 1,431	1. Pac-12..... 642	2. SEC..... 587
3. Big 12..... 738	4. SEC..... 662	3. Big 12..... 204	4. Big Ten..... 172
5. Ivy..... 380	6. Big East..... 292	5. ACC..... 132	6. Conference USA..... 92
7. Conference USA..... 251	8. ACC..... 232	7. Big East..... 81	8. Ivy..... 35
9. Western Athletic..... 166	10. Mountain West..... 127	9. West Coast..... 23	10. Missouri Valley..... 18
		Mountain West..... 18	

NCAA INDIVIDUAL TITLES WON BY SCHOOL (ALL-TIME)

MEN		WOMEN	
1. USC..... 304	2. STANFORD..... 264	1. STANFORD..... 184	2. Texas..... 143
3. Michigan..... 261	4. Ohio State..... 224	3. Florida..... 137	4. Georgia..... 133
5. Texas..... 174	6. UCLA..... 162	5. Louisiana State..... 103	6. UCLA..... 100
7. Oklahoma State..... 159	8. CALIFORNIA..... 142	7. ARIZONA..... 86	8. CALIFORNIA..... 69
9. CALIFORNIA..... 142	10. Oklahoma..... 133	9. USC..... 64	10. Auburn..... 50

NCAA INDIVIDUAL TITLES WON BY PAC-12 SCHOOLS (ALL-TIME)

MEN		WOMEN	
1. USC..... 304	2. Stanford..... 264	1. Stanford..... 184	2. UCLA..... 100
3. UCLA..... 162	4. California..... 142	3. Arizona..... 86	4. California..... 69
5. Colorado..... 107	6. Washington State..... 80	5. USC..... 64	6. Arizona State..... 43
7. Washington State..... 80	8. Oregon..... 78	7. Oregon..... 29	8. Utah..... 24
9. Oregon..... 78	10. Arizona State..... 64	9. Washington..... 17	10. Colorado..... 13
10. Arizona State..... 64	11. Washington..... 55	11. Oregon State..... 7	12. Washington State..... 6
11. Washington..... 55	12. Oregon State..... 32	TOTAL..... 642	
12. Oregon State..... 32	TOTAL..... 1,431		

ALL-TIME NCAA CHAMPIONSHIPS BY SPORT » WOMEN'S SPORTS

BASKETBALL (4)

1982-83—USC
1983-84—USC
1989-90—Stanford
1991-92—Stanford

CROSS COUNTRY (10)

1983—Oregon
1987—Oregon
1997—Stanford
2000—Colorado
2003—Stanford
2004—Colorado
2005—Stanford
2006—Stanford
2007—Stanford
2008—Washington

GOLF (14)

1990—Arizona State
1991—UCLA
1993—Arizona State
1994—Arizona State
1995—Arizona State
1996—Arizona
1997—Arizona State
1998—Arizona State
2000—Arizona
2003—USC
2004—UCLA
2008—USC
2009—Arizona State
2011—UCLA

GYMNASTICS (15)

1982—Utah
1983—Utah
1984—Utah
1985—Utah
1986—Utah
1990—Utah
1992—Utah
1994—Utah
1995—Utah
1997—UCLA
2000—UCLA
2001—UCLA
2003—UCLA
2004—UCLA
2010—UCLA

ROWING (6)

1997—Washington
1998—Washington
2001—Washington
2005—California
2006—California
2009—Stanford

SOCCER (2)

2007—USC
2011—Stanford

SOFTBALL (23)

1982—UCLA
1984—UCLA
1985—UCLA
1988—UCLA
1989—UCLA

1990—UCLA
1991—Arizona
1992—UCLA
1993—Arizona
1994—Arizona
1996—Arizona
1997—Arizona
1999—UCLA
2001—Arizona
2002—California
2003—UCLA
2004—UCLA
2006—Arizona
2007—Arizona
2008—Arizona State
2009—Washington
2010—UCLA
2011—Arizona State

SWIMMING (13)

1983—Stanford
1989—Stanford
1992—Stanford
1993—Stanford
1994—Stanford
1995—Stanford
1996—Stanford
1997—USC
1998—Stanford
2008—Arizona
2009—California
2011—California
2012—California

TENNIS (19)

1982—Stanford
1983—USC
1984—Stanford
1985—USC
1986—Stanford
1987—Stanford
1988—Stanford
1989—Stanford
1990—Stanford
1991—Stanford
1997—Stanford
1999—Stanford
2001—Stanford
2002—Stanford
2004—Stanford
2005—Stanford
2006—Stanford
2008—UCLA
2010—Stanford

INDOOR TRACK (7)

2000—UCLA
2001—UCLA
2007—Arizona State
2008—Arizona State
2010—Oregon
2011—Oregon
2012—Oregon

OUTDOOR TRACK (6)

1982—UCLA
1983—UCLA
1985—Oregon
2001—USC
2004—UCLA
2007—Arizona State

VOLLEYBALL (14)

1981—USC
1984—UCLA
1990—UCLA
1991—UCLA
1992—Stanford
1995—Stanford
1996—Stanford
1997—Stanford
2001—Stanford
2002—USC
2003—USC
2004—Stanford
2005—Washington
2011—UCLA

WATER POLO (12)

2001—UCLA
2002—Stanford
2003—UCLA
2004—USC
2005—UCLA
2006—UCLA
2007—UCLA
2008—UCLA
2009—UCLA
2010—USC
2011—Stanford
2012—Stanford



USC won its fourth consecutive NCAA men's tennis title. It was the school's 20th overall, and the Pac-12's unprecedented 53rd title in the sport.

ALL-TIME NCAA CHAMPIONSHIPS BY SPORT » MEN'S SPORTS

BASEBALL (27)	1996—Stanford	1986—Utah	1961—UCLA	1930—USC	1987—UCLA
1947—California	1997—Stanford	1987—Utah	1962—USC	1931—USC	1988—USC
1948—USC	2001—Colorado	1988—Utah	1963—USC	1934—Stanford	1989—UCLA
1957—California	2002—Stanford	1991—Colorado	1964—USC	1935—USC	1990—USC
1958—USC	2003—Stanford	1993—Utah	1965—UCLA	1936—USC	1993—UCLA
1961—USC	2004—Colorado	1995—Colorado	1966—USC	1937—USC	1995—UCLA
1963—USC	2006—Colorado	1996—Utah	1967—USC	1938—USC	1996—UCLA
1965—Arizona State	2007—Oregon	1997—Utah	1968—USC	1939—USC	1997—Stanford
1967—Arizona State	2008—Oregon	1998—Colorado	1969—USC	1940—USC	1998—UCLA
1968—USC		1999—Colorado	1970—UCLA	1941—USC	2000—UCLA
1969—Arizona State	GOLF (14)	2003—Utah	1971—UCLA	1942—USC	2006—UCLA
1970—USC	1938—Stanford	2006—Colorado	1973—Stanford	1943—USC	2010—Stanford
1971—USC	1939—Stanford	2011—Colorado	1974—Stanford	1949—USC	
1972—USC	1941—Stanford		1975—UCLA	1950—USC	WATER POLO (37)
1973—USC	1942—Stanford	SOCCER (4)	1976—UCLA	1951—USC	1969—UCLA
1974—USC	1946—Stanford	1985—UCLA	USC	1952—USC	1971—UCLA
1976—Arizona	1953—Stanford	1990—UCLA	1977—Stanford	1953—USC	1972—UCLA
1977—Arizona State	1988—UCLA	1998—UCLA	1978—Stanford	1954—USC	1973—California
1978—USC	1990—Arizona State	2002—UCLA	1979—UCLA	1955—USC	1974—California
1980—Arizona	1992—Arizona		1980—Stanford	1956—UCLA	1975—California
1981—Arizona State	1994—Stanford	SWIMMING (23)	1981—Stanford	1958—USC	1976—Stanford
1986—Arizona	1996—Arizona State	1960—USC	1982—UCLA	1961—USC	1977—California
1987—Stanford	2004—California	1963—USC	1983—Stanford	1962—Oregon	1978—Stanford
1988—Stanford	2007—Stanford	1964—USC	1984—UCLA	1963—USC	1980—Stanford
1998—USC	2008—UCLA	1965—USC	1986—Stanford	1964—Oregon	1981—Stanford
2006—Oregon State		1966—USC	1988—Stanford	1965—Oregon	1983—California
2007—Oregon State	GYMNASTICS (13)	1967—Stanford	1989—Stanford	USC	1984—California
2012—Arizona	1962—USC	1974—USC	1990—Stanford	1966—UCLA	1985—Stanford
	1968—California	1975—USC	1991—USC	1967—USC	1986—Stanford
BASKETBALL (16)	1975—California	1976—USC	1992—Stanford	1968—USC	1987—California
1938-39—Oregon	1984—UCLA	1977—USC	1993—USC	1970—Oregon	1988—California
1941-42—Stanford	1986—Arizona State	1979—California	1994—USC	1971—UCLA	1990—California
1943-44—Utah	1987—UCLA	1980—California	1995—Stanford	1972—UCLA	1991—California
1958-59—California	1992—Stanford	1982—UCLA	1996—Stanford	1973—UCLA	1992—California
1963-64—UCLA	1993—Stanford	1985—Stanford	1997—Stanford	1976—USC	1993—Stanford
1964-65—UCLA	1995—Stanford	1986—Stanford	1998—Stanford	1977—Arizona State	1994—Stanford
1966-67—UCLA	1997—California	1987—Stanford	2000—Stanford	1978—UCLA	1995—UCLA
1967-68—UCLA	1998—California	1992—Stanford	2002—USC	1984—Oregon	1996—UCLA
1968-69—UCLA	2009—Stanford	1993—Stanford	2005—UCLA	1987—UCLA	1998—USC
1969-70—UCLA	2011—Stanford	1994—Stanford	2009—USC	1988—UCLA	1999—UCLA
1970-71—UCLA		1998—Stanford	2010—USC	2000—Stanford	2000—UCLA
1971-72—UCLA	SKIING (27)	2008—Arizona	2011—USC		2001—Stanford
1972-73—UCLA	1959—Colorado	2011—California	2012—USC	VOLLEYBALL (25)	2002—Stanford
1974-75—UCLA	1960—Colorado	2012—California		1970—UCLA	2003—USC
1994-95—UCLA	1972—Colorado		INDOOR TRACK (5)	1971—UCLA	2004—UCLA
1996-97—Arizona	1973—Colorado	TENNIS (53)	1967—USC	1972—UCLA	2005—USC
	1974—Colorado	1946—USC	1972—USC	1974—UCLA	2006—California
BOXING (1)	1975—Colorado	1950—UCLA	1977—Wash. State	1975—UCLA	2007—California
1937—Wash. State	1976—Colorado	1951—USC	2008—Arizona State	1976—UCLA	2008—USC
	1977—Colorado	1952—UCLA	2009—Oregon	1977—USC	2009—USC
CROSS COUNTRY (14)	1978—Colorado	1953—UCLA		1979—UCLA	2010—USC
1961—Oregon State	1979—Colorado	1954—UCLA	OUTDOOR TRACK (45)	1980—USC	2011—USC
1971—Oregon	1981—Utah	1955—USC	1922—California	1981—UCLA	
1973—Oregon	1982—Colorado	1956—UCLA	1925—Stanford	1982—UCLA	WRESTLING (1)
1974—Oregon	1983—Utah	1958—USC	1926—USC	1983—UCLA	1988—Arizona State
1977—Oregon	1984—Utah	1960—UCLA	1928—Stanford	1984—UCLA	

ALL-TIME NON-NCAA CHAMPIONSHIPS BY SPORT » MEN'S SPORTS

FOOTBALL (Polls)	ROWING (28)	1937—Washington	1976—California
1954—UCLA (UPI)	(IRA: pre-1979;	1939—California	1984—Washington
1962—USC (AP, UPI)	Cincinnati Regatta; 1982-)	1940—Washington	1997—Washington
1967—USC (AP, UPI)	1923—Washington	1941—Washington	1999—California
1972—USC (AP, UPI)	1924—Washington	1948—Washington	2000—California
1974—USC (UPI)	1926—Washington	1949—California	2002—California
1978—USC (UPI)	1928—California	1950—California	2007—Washington
1991—Washington	1932—California	1960—California	2009—Washington
(UPI, USA)	1934—California	1961—California	2011—Washington
2003—USC (AP)	1935—California	1964—California	
2004—USC (BCS)	1936—Washington	1970—Washington	

PAC-12 CHAMPIONSHIPS

BY SCHOOL » MEN'S TITLES

SPORT	ARIZ	ASU	CAL	COLO	ORE	OSU	STAN	UCLA	USC	UTAH	WASH	WSU
Baseball	4	10	23	0	12	11	16	8	37	0	14	22
Basketball	12	0	15	0	3	12	11	30	7	0	12	2
Cross Country	6	0	0	1	16	0	12	2	1	0	2	4
Football	1	3	14	0	10	5	12	17	38^	0	15	4
Golf	3	12	1	0	3	0	7	5	20	0	6	0
Gymnastics*	0	1	13	0	4	0	2	9	1	0	3	0
Rowing	0	0	16	0	0	0	0	5	0	0	33	0
Soccer	0	0	3	0	0	0	1	7	0	0	1	0
Swimming	0	0	3	0	4	2	51	2	24	0	20	1
Tennis	0	0	6	0	0	0	22	36	32	0	41	0
Track & Field	0	1	3	0	15	1	6	18	41	0	9	5^
Water Polo*	0	0	13	0	0	0	11	11	4	0	0	0
Wrestling	0	16	0	0	3	19	0	1	0	0	3	1
TOTALS	26	43	110	1	70	50	151	151	205	0	159	39



The Pac-12 hosts championships in 14 sports throughout the school year, including basketball, cross country, golf, rowing, swimming & diving, and tennis for both men's and women's. The Conference also hosts championships in women's gymnastics and wrestling.

* Pac-10 Championship until 1992, when the Mountain Pacific Sports Federation was founded.
Others: Baseball (Portland State 1), Basketball (Idaho 2), Cross Country (Idaho 1), Wrestling (Boise State 6, Cal State Bakersfield 1)
^ Two titles later vacated due to NCAA penalty

BY SCHOOL » WOMEN'S TITLES

SPORT	ARIZ	ASU	CAL	COLO	ORE	OSU	STAN	UCLA	USC	UTAH	WASH	WSU
Basketball	1	1	0	0	2	0	21	1	2	0	3	0
Cross Country	0	0	0	1	7	0	15	0	0	0	3	0
Golf	7	8	2	0	0	0	1	5	3	0	0	0
Gymnastics	0	0	0	0	0	5	5	16	0	0	0	0
Rowing	0	0	9	0	0	0	0	2	1	0	14	0
Soccer	0	0	1	0	0	0	8	9	1	0	1	0
Softball	10	2	3	0	0	1	1	9	0	0	3	0
Swimming	4	0	2	0	0	0	18	2	0	0	0	0
Tennis	0	0	1	0	0	0	23	1	2	0	9	2
Track & Field	0	3	0	0	6	0	1	15	1	0	0	0
Volleyball	1	0	1	0	0	0	14	7	4	0	2	0
TOTALS	23	14	19	1	15	6	107	67	14	0	35	2

TOTAL PAC-12 CHAMPIONSHIPS MEN'S & WOMEN'S

Stanford	258
UCLA	218
USC	219^
Washington	194
California	129
Oregon	85
Arizona State	57
Oregon State	56
Arizona	50
Washington State	41^
Colorado	2

Note: Championships includes ties. Championships also includes titles won where sports were split into Northern and Southern Division.
^ Two titles later vacated due to NCAA penalty



UCLA women won the Pac-12 gymnastics title for the third time in four years, and the 16th overall.



Colorado captured the Pac-12 men's cross country crown in the school's first Pac-12 championship event.

ALL-TIME PAC-12 CHAMPIONSHIPS BY SPORT » MEN'S SPORTS

BASEBALL	1956 — Washington State	2001 — USC	1969-70 — UCLA	1991 — Arizona
1916 — California	1957 — California	2002 — USC	1970-71 — UCLA	1992 — Oregon
1917 — California	1958 — USC	2003 — Stanford	1971-72 — UCLA	1993 — Washington
1918 — Oregon	1959 — USC	2004 — Stanford	1972-73 — UCLA	1994 — Washington
1919 — Washington	1960 — California (So.)	2005 — Oregon State	1973-74 — UCLA	1995 — Oregon
1920 — California	USC (So.)	2006 — Oregon State	1974-75 — UCLA	1996 — Stanford
1921 — California	Washington State (No.)	2007 — Arizona State	1975-76 — UCLA	1997 — Stanford
1922 — Washington	1961 — USC (So.)	2008 — Arizona State	1976-77 — UCLA	1998 — Stanford
1923 — California (So.)	Washington State (No.)	2009 — Arizona State	1977-78 — UCLA	1999 — Arizona
Washington (No.)	1962 — USC (So.)	2010 — Arizona State	1978-79 — UCLA	2000 — Stanford
1924 — California	Oregon State (No.)	2011 — UCLA	1979-80 — Oregon State	2001 — Stanford
USC	1963 — USC (So.)	2012 — Arizona, UCLA	1980-81 — Oregon State	2002 — Stanford
Stanford	Oregon State (No.)		1981-82 — Oregon State	2003 — Stanford
1925 — Stanford (So.)	1964 — USC (So.)	BASKETBALL	1982-83 — UCLA	2004 — Stanford
Washington (No.)	Oregon (No.)	1915-16 — Oregon State	1983-84 — Oregon State	2005 — Stanford
1926 — California (So.)	1965 — USC (So.)	California	Washington	2006 — Oregon
Washington (No.)	Washington State (No.)	1916-17 — Washington State	1984-85 — USC	2007 — Oregon
1927 — USC (So.)	1966 — Stanford (So.)	1918-19 — Oregon	Washington	2008 — Oregon
Stanford (So.)	California (So.)	1919-20 — Stanford	1985-86 — Arizona	2009 — Stanford
California (So.)	Washington State (No.)	1920-21 — Stanford	1986-87 — UCLA	2010 — Stanford
Washington State (No.)	1967 — Stanford	California	1987-88 — Arizona	2011 — Colorado
1928 — California (So.)	1968 — USC	1921-22 — Idaho	1988-89 — Arizona	
Oregon (No.)	1969 — UCLA	1922-23 — Idaho	1989-90 — Arizona	FOOTBALL
Washington State (No.)	1970 — USC	1923-24 — California	Oregon State	1916 — Washington
1929 — California (So.)	1971 — USC	1924-25 — California	1990-91 — Arizona	1917 — Washington State
Washington (No.)	1972 — USC	1925-26 — California	1991-92 — UCLA	1918 — California
1930 — USC (So.)	1973 — USC	1926-27 — California	1992-93 — Arizona	1919 — Washington
Washington (No.)	1974 — USC	1927-28 — USC	1993-94 — Arizona	Oregon
1931 — Stanford (So.)	1975 — USC	1928-29 — California	1994-95 — UCLA	1920 — California
USC (So.)	1976 — UCLA (So.)	1929-30 — USC	1995-96 — UCLA	1921 — California
Washington (No.)	Washington State (No.)	1930-31 — Washington	1996-97 — UCLA	1922 — California
1932 — California (So.)	1977 — USC	1931-32 — California	1997-98 — Arizona	1923 — California
Washington (No.)	1978 — USC	1932-33 — Oregon State	1998-99 — Stanford	1924 — Stanford
1933 — California (So.)	1979 — UCLA	1933-34 — Washington	1999-00 — Arizona	1925 — Washington
Washington State (No.)	1980 — Arizona	1934-35 — USC	Stanford	1926 — Stanford
1934 — California (So.)	California	1935-36 — Stanford	2000-01 — Stanford	1927 — USC
Oregon (No.)	1981 — Arizona State	1936-37 — Stanford	2001-02 — Arizona	Stanford
1935 — California (So.)	1982 — Arizona State	1937-38 — Stanford	2002-03 — Arizona	1928 — USC
USC (So.)	1983 — Oregon State (No.)	1938-39 — Oregon	2003-04 — Stanford	1929 — USC
Oregon (No.)	Stanford (So.)	1939-40 — USC	2004-05 — Washington	1930 — Washington State
1936 — USC (So.)	1984 — Arizona State (So.)	1940-41 — Washington State	2005-06 — UCLA	1931 — USC
Washington State (No.)	Washington State (No.)	1941-42 — Stanford	2006-07 — UCLA	1932 — USC
1937 — USC (So.)	Portland State (No.)	1942-43 — Washington	2007-08 — UCLA	1933 — Oregon
Oregon (No.)	1985 — Stanford (So.)	1943-44 — Washington	2008-09 — Washington	Stanford
1938 — California (So.)	Washington State (No.)	California	2009-10 — California	1934 — Stanford
Oregon State (No.)	1986 — UCLA (So.)	1944-45 — Oregon	2010-11 — Arizona	1935 — California
Washington State (No.)	Oregon State (No.)	UCLA	2011-12 — Washington	Stanford
1939 — USC (So.)	1987 — Stanford (So.)	1945-46 — California		UCLA
Oregon (No.)	Washington State (No.)	1946-47 — Oregon State	CROSS COUNTRY	1936 — Washington
1940 — California (So.)	1988 — Arizona State (So.)	1947-48 — Washington	1957 — Idaho	1937 — California
Oregon State (No.)	Washington State (No.)	1948-49 — Oregon State	1958 — USC	1938 — California
1941 — USC (So.)	1989 — Arizona (So.)	1949-50 — UCLA	1969 — Oregon	USC
Oregon (No.)	Washington State (No.)	1950-51 — Washington	1970 — Oregon	1939 — USC
1942 — USC (So.)	1990 — Stanford (So.)	1951-52 — UCLA	1971 — Washington State	1940 — Stanford
Oregon (No.)	Washington State (No.)	1952-53 — Washington	1972 — Washington State	1941 — Oregon State
1943 — California (So.)	1991 — USC (So.)	1953-54 — USC	1973 — Oregon	1942 — UCLA
Oregon (No.)	Washington State (No.)	1954-55 — Oregon State	1974 — Washington State	1943 — USC
Oregon State (No.)	1992 — Arizona (So.)	1955-56 — UCLA	1975 — Washington State	1944 — USC
1944 — UCLA (So.)	Washington (No.)	1956-57 — California	1976 — Oregon	1945 — USC
Washington State (No.)	1993 — Arizona State (So.)	1957-58 — Oregon State	1977 — Oregon	1946 — UCLA
1945 — California (So.)	Washington (No.)	California	1978 — Oregon	1947 — USC
Washington State (No.)	1994 — Stanford (So.)	1958-59 — California	1979 — Oregon	1948 — Oregon
1946 — USC (So.)	Oregon State (No.)	1959-60 — California	1980 — UCLA	California
Oregon (No.)	1995 — USC (So.)	1960-61 — USC	1981 — UCLA	1949 — California
1947 — California	Washington State (No.)	1961-62 — UCLA	1982 — Oregon	1950 — California
1948 — USC	1996 — USC (So.)	1962-63 — Stanford	1983 — Arizona	1951 — Stanford
1949 — USC	Washington (No.)	UCLA	1984 — Arizona	1952 — USC
1950 — Washington State	1997 — Washington	1963-64 — UCLA	1985 — Stanford	1953 — UCLA
1951 — USC	1998 — Washington	1964-65 — UCLA	1986 — Arizona	1954 — UCLA
1952 — Oregon State	1999 — Stanford	1965-66 — Oregon State	1987 — Arizona	1955 — UCLA
1953 — Stanford	2000 — Arizona State	1966-67 — UCLA	1988 — Oregon	1956 — Oregon State
1954 — Oregon	Stanford	1967-68 — UCLA	1989 — Oregon	1957 — Oregon State
1955 — USC	UCLA	1968-69 — UCLA	1990 — Oregon	Oregon

ALL-TIME PAC-12 CHAMPIONSHIPS BY SPORT » MEN'S SPORTS

1958 — California	GOLF	1973 — California	2011 — Washington	1964 — USC
1959 — Washington	1958 — USC	1974 — California	2012 — Washington	1965 — USC
USC	1959 — Oregon	1975 — California		1966 — USC
UCLA	1960 — Stanford	1976 — California	SOCCER	1967 — USC
1960 — Washington	1961 — Washington	1977 — Oregon	2000 — Washington	1968 — USC
1961 — UCLA	1962 — USC	1978 — Oregon	2001 — Stanford	1969 — USC
1962 — USC	1963 — Washington	1979 — Oregon	2002 — UCLA	1970 — UCLA
1963 — Washington	1964 — USC	1980 — Oregon	2003 — UCLA	1971 — UCLA
1964 — Oregon State	1965 — USC	1981 — UCLA	2004 — UCLA	1972 — USC
USC	1966 — USC	1982 — UCLA	2005 — UCLA	1973 — USC
1965 — UCLA	1967 — USC	1983 — UCLA	2006 — California	1974 — USC
1966 — USC	1968 — Stanford	1984 — UCLA	2007 — California	1975 — USC
1967 — USC	1969 — USC	1985 — Arizona State	2008 — UCLA	1976 — USC (So.)
1968 — USC	1970 — Stanford	1986 — UCLA	2009 — UCLA	Washington (No.)
1969 — USC	1971 — USC	1987 — California	2010 — California	1977 — USC (So.)
1970 — Stanford	1972 — USC	1988 — UCLA	2011 — UCLA	Washington (No.)
1971 — Stanford	1973 — USC	1989 — UCLA		1978 — USC (So.)
1972 — USC	1974 — Stanford	1990 — Stanford	SWIMMING	Washington (No.)
1973 — USC	1975 — USC	1991 — UCLA	1928 — USC	1979 — USC
1974 — USC	1976 — USC (So.)	1992 — Stanford	1929 — Stanford	1980 — California
1975 — UCLA	Oregon (No.)		1930 — Stanford	1981 — California
California	1977 — Stanford (So.)	ROWING	1931 — Stanford	1982 — Stanford
1976 — USC	Oregon (No.)	1960 — California	1932 — Stanford	1983 — Stanford
1977 — Washington	1978 — USC	1961 — Washington	1933 — Stanford	1984 — Stanford
1978 — USC	1979 — Arizona State	1962 — Washington	1934 — Washington	1985 — Stanford
1979 — USC	1980 — USC	1963 — Washington	1935 — USC (So.)	1986 — Stanford
1980 — Washington	1981 — Arizona State	1964 — California	Oregon (No.)	1987 — Stanford
1981 — Washington	1982 — UCLA	1965 — Washington	1936 — USC (So.)	1988 — Stanford
1982 — UCLA	1983 — UCLA	1966 — Washington	Oregon (No.)	1989 — Stanford
1983 — UCLA	1984 — USC	1967 — UCLA	1937 — Stanford (So.)	1990 — Stanford
1984 — USC	1985 — UCLA	1968 — Washington	Oregon (No.)	1991 — Stanford
1985 — UCLA	1986 — USC	1969 — Washington	1938 — Stanford (So.)	1992 — Stanford
1986 — Arizona State	1987 — Arizona	1970 — UCLA	Oregon State (No.)	1993 — Stanford
1987 — USC	1988 — Washington	1971 — Washington	1939 — USC (So.)	1994 — Stanford
UCLA	1989 — Arizona State	1972 — Washington	Washington (No.)	1995 — Stanford
1988 — USC	1990 — Arizona State	1973 — Washington	1940 — USC (So.)	1996 — Stanford
1989 — USC	1991 — Arizona	1974 — Washington	Washington (No.)	1997 — Stanford
1990 — Washington	1992 — Stanford	1975 — Washington	1941 — California (So.)	1998 — Stanford
1991 — Washington	1993 — Arizona State	1976 — Washington	Washington (No.)	1999 — Stanford
1992 — Washington	1994 — Stanford	1977 — Washington	1942 — USC (So.)	2000 — Stanford
Stanford	1995 — Arizona State	1978 — Washington	Oregon (No.)	2001 — Stanford
1993 — UCLA	1996 — Arizona State	1979 — California	1943 — Washington	2002 — Stanford
Arizona	1997 — Arizona State	1980 — Washington	1946 — Stanford (So.)	2003 — Stanford
USC	1998 — Arizona State	1981 — Washington	Washington (No.)	2004 — Stanford
1994 — Oregon	1999 — Arizona State	1982 — California	1947 — Stanford (So.)	2005 — Stanford
1995 — USC	2000 — Arizona State	1983 — Washington	Washington (No.)	2006 — Stanford
Washington	2001 — USC	1984 — Washington	1948 — Stanford (So.)	2007 — Stanford
1996 — Arizona State	2002 — USC	1985 — Washington	Washington (No.)	2008 — Stanford
1997 — Washington State	2003 — UCLA	1986 — California	1949 — USC (So.)	2009 — Stanford
UCLA	2004 — Arizona	1987 — UCLA	Washington (No.)	2010 — Stanford
1998 — UCLA	2005 — Washington	1988 — UCLA	1950 — Stanford (So.)	2011 — Stanford
1999 — Stanford	2006 — UCLA	1989 — UCLA	Washington State (No.)	2012 — Stanford
2000 — Oregon	2007 — USC	1990 — Washington	1951 — Stanford (So.)	
Oregon State	2008 — Arizona State	1991 — Washington	Washington (No.)	TENNIS
Washington	2009 — Washington	1992 — Washington	1952 — Stanford (So.)	1928 — Stanford
2001 — Oregon	2010 — Washington	1993 — Washington	Washington (No.)	1929 — Stanford
2002 — USC	2011 — USC	1994 — California	1953 — Stanford (So.)	1930 — California
Washington State	2012 — California	1995 — Washington	Washington (No.)	1931 — Stanford
2003 — USC		1996 — Washington	1954 — Stanford (So.)	1932 — UCLA
2004 — USC^	GYMNASTICS	1997 — Washington	Washington (No.)	1933 — California
2005 — USC^	1961 — California	1998 — California	1955 — Stanford (So.)	Stanford
2006 — USC	1962 — California	1999 — California	Washington (No.)	1934 — USC
California	USC	2000 — California	1956 — Stanford (So.)	1935 — Stanford
2007 — USC	1963 — Washington	2001 — California	Washington (No.)	1936 — USC
Arizona State	1964 — Washington	2002 — California	1957 — Stanford (So.)	1937 — California
2008 — USC	1965 — Washington	2003 — California	Oregon State (No.)	1938 — USC (So.)
2009 — Oregon	1966 — California	2004 — Washington	1958 — Stanford (So.)	Washington (No.)
2010 — Oregon	1967 — UCLA	2005 — California	Washington (No.)	1939 — California (So.)
2011 — Oregon	1968 — California	2006 — California	1959 — Stanford (So.)	Washington (No.)
	1969 — California	2007 — Washington	Washington (No.)	1940 — USC (So.)
	1970 — California	2008 — Washington	1961 — USC	Washington (No.)
	1971 — California	2009 — California	1962 — USC	1941 — USC (So.)
	1972 — California	2010 — California	1963 — USC	Washington (No.)

ALL-TIME PAC-12 CHAMPIONSHIPS BY SPORT » MEN'S SPORTS

1942 — Stanford (So.)	Washington (No.)	1941 — USC	WATER POLO	1993 — Arizona State
Washington (No.)	1986 — UCLA (So.)	1942 — USC	1960 — California	1994 — Oregon State
1943 — USC (So.)	Washington (No.)	1943 — Washington	1961 — California	1995 — Arizona State
Washington (No.)	1987 — USC (So.)	1944 — USC	USC	1996 — Cal State Bakersfield
1944 — USC	Washington (No.)	1945 — USC	1962 — USC	1997 — Arizona State
1945 — UCLA	1988 — Stanford (So.)	1946 — Oregon State	1963 — USC	1998 — Arizona State
1946 — USC (So.)	Washington (No.)	1947 — Washington	1964 — USC	1999 — Boise State
Washington (No.)	1989 — UCLA (So.)	1948 — USC	UCLA	2000 — Boise State
1947 — UCLA (So.)	Washington (No.)	1949 — USC	Stanford	2001 — Arizona State
USC (So.)	1990 — UCLA (So.)	1950 — USC	1965 — UCLA	2002 — Boise State
Washington (No.)	Washington (No.)	1951 — USC	1966 — UCLA	2003 — Arizona State
1948 — UCLA (So.)	1991 — USC (So.)	1952 — USC	1967 — UCLA	2004 — Boise State
USC (So.)	Washington (No.)	1953 — USC	1968 — UCLA	2005 — Arizona State
Washington (No.)	1992 — USC (So.)	1954 — USC	1969 — UCLA	2006 — Arizona State
1949 — UCLA (So.)	Washington (No.)	1955 — USC	1970 — UCLA	2007 — Oregon State
USC (So.)	1993 — USC (So.)	1956 — UCLA	1971 — UCLA	2008 — Boise State
Washington (No.)	Washington (No.)	1957 — USC	1972 — UCLA	2009 — Boise State
1950 — USC (So.)	1994 — USC (So.)	1958 — USC	1973 — California	2010 — Oregon State
Washington (No.)	Washington (No.)	1959 — USC	1974 — UCLA	2011 — Boise State
1951 — UCLA (So.)	1995 — Stanford (So.)	1960 — USC	1975 — California	2012 — Oregon State
Washington (No.)	Washington (No.)	1961 — USC	UCLA	
1952 — California (So.)	1996 — UCLA (So.)	1962 — USC	Stanford	
UCLA (So.)	Washington (No.)	1963 — USC	1976 — Stanford	
Washington (No.)	1997 — Stanford (So.)	1964 — USC	1977 — Stanford	
1953 — California (So.)	Washington (No.)	1965 — Oregon	1978 — Stanford	
Washington (No.)	1998 — Stanford	1966 — UCLA	1979 — California	
1954 — UCLA (So.)	1999 — Stanford	1967 — ORegon	1980 — Stanford	
Washington (No.)	UCLA	1968 — USC	California	
1955 — USC (So.)	2000 — Stanford	1969 — UCLA	1981 — Stanford	
Washington (No.)	2001 — Stanford	1970 — UCLA	1982 — Stanford	
1956 — UCLA (So.)	2002 — UCLA	1971 — UCLA	1983 — California	
Washington (No.)	2003 — Stanford	1972 — USC	1984 — Stanford	
1957 — UCLA (So.)	2004 — UCLA	1973 — UCLA	1985 — Stanford	
USC (So.)	USC	1974 — USC	1986 — Stanford	
Washington (No.)	2005 — UCLA	1975 — USC	1987 — California	
1958 — UCLA	Washington	1976 — USC	1988 — California	
1959 — UCLA	2006 — Stanford	1977 — USC	1989 — California	
1960 — UCLA	UCLA	1978 — USC	1990 — California	
1961 — UCLA	2007 — UCLA	1979 — Oregon	1991 — California	
1962 — USC	2008 — USC	1980 — UCLA	1992 — California	
1963 — USC	2009 — UCLA	1981 — Arizona State		
1964 — USC	2010 — Stanford	1982 — UCLA	WRESTLING	
1965 — UCLA	USC	1983 — Washington State	1963 — Washington State	
1966 — USC	2011 — USC	1984 — Washington State	1964 — UCLA	
1967 — USC	2012 — USC	1985 — Washington State	1965 — Oregon State	
1968 — USC		1986 — Oregon	1966 — Oregon State	
1969 — UCLA	TRACK & FIELD	1987 — UCLA	1967 — Oregon State	
1970 — UCLA	1919 — California	1988 — UCLA	1968 — Oregon State	
1971 — UCLA	1920 — California	1989 — UCLA	1969 — Oregon State	
1972 — Stanford	1921 — Washington	1990 — Oregon	1970 — Oregon State	
1973 — UCLA	1922 — Washington	1991 — Washington State	1971 — Washington	
1974 — Stanford	1923 — California	1992 — UCLA	1972 — Washington	
1975 — UCLA	1924 — Oregon	1993 — UCLA	Oregon State	
1976 — UCLA (So.)	1925 — Stanford	1994 — UCLA	1973 — Oregon State	
Washington (No.)	1926 — Stanford	1995 — UCLA	1974 — Washington	
1977 — UCLA (So.)	1927 — Stanford	1996 — UCLA	1975 — Oregon	
Washington (No.)	1928 — Washington	1997 — USC	1976 — Oregon State	
1978 — Stanford (So.)	1929 — USC	1998 — UCLA	1977 — Oregon State	
Washington (No.)	1930 — USC (So.)	1999 — USC	1978 — Oregon State	
1979 — Stanford (So.)	Washington (No.)	2000 — USC	1979 — Oregon State	
Washington (No.)	1931 — USC (So.)	2001 — Stanford	1980 — Arizona State	
1980 — Stanford (So.)	Washington (No.)	2002 — Stanford	1981 — Oregon	
USC (So.)	1932 — USC (So.)	2003 — Oregon	1982 — Oregon	
Washington (No.)	Washington (No.)	2004 — UCLA	1983 — Oregon State	
1981 — UCLA (So.)	1933 — Washington State	2005 — Oregon	1984 — Oregon State	
Washington (No.)	1934 — Oregon	2006 — USC	1985 — Arizona State	
1982 — UCLA (So.)	1935 — USC (So.)	2007 — Oregon	1986 — Arizona State	
Washington (No.)	Washington (No.)	2008 — Oregon	1987 — Arizona State	
1983 — Stanford (So.)	1936 — USC	2009 — Oregon	1988 — Arizona State	
Washington (No.)	1937 — USC	2010 — Oregon	1989 — Arizona State	
1984 — USC (So.)	1938 — USC	2011 — Oregon	1990 — Arizona State	
Washington (No.)	1939 — USC	2012 — Oregon	1991 — Arizona State	
1985 — UCLA (So.)	1940 — USC		1992 — Oregon State	

ALL-TIME PAC-12 CHAMPIONSHIPS BY SPORT » WOMEN'S SPORTS

BASKETBALL

1986-87 — USC
 1987-88 — Washington
 1988-89 — Stanford
 1989-90 — Stanford
 Washington
 1990-91 — Stanford
 1991-92 — Stanford
 1992-93 — Stanford
 1993-94 — USC
 1994-95 — Stanford
 1995-96 — Stanford
 1996-97 — Stanford
 1997-98 — Stanford
 1998-99 — UCLA
 Oregon
 1999-00 — Oregon
 2000-01 — Arizona State
 Stanford
 Washington
 2001-02 — Stanford
 2002-03 — Stanford
 2003-04 — Arizona
 Stanford
 2004-05 — Stanford
 2005-06 — Stanford
 2006-07 — Stanford
 2007-08 — Stanford
 2008-09 — Stanford
 2009-10 — Stanford
 2010-11 — Stanford
 2011-12 — Stanford

CROSS COUNTRY

1986 — Oregon
 1987 — Oregon
 1988 — Oregon
 1989 — Washington
 1990 — Oregon
 1991 — Oregon
 1992 — Oregon
 1993 — Stanford
 1994 — Stanford
 1995 — Oregon
 1996 — Stanford
 1997 — Stanford
 1998 — Stanford
 1999 — Stanford
 2000 — Stanford
 2001 — Stanford
 2002 — Stanford
 2003 — Stanford
 2004 — Stanford
 2005 — Stanford
 2006 — Stanford
 2007 — Stanford
 2008 — Washington
 2009 — Washington
 2010 — Stanford
 2011 — Colorado

GOLF

1987 — Arizona State
 1988 — Arizona State
 1989 — USC
 1990 — UCLA
 1991 — UCLA
 1992 — Arizona
 1993 — Arizona State
 1994 — Arizona State
 1995 — Arizona State
 1996 — Arizona State
 1997 — Arizona

1998 — Arizona
 1999 — Stanford
 2000 — Arizona
 2001 — Arizona
 2002 — Arizona
 2003 — California
 2004 — UCLA
 2005 — UCLA
 2006 — UCLA
 2007 — Arizona State
 2008 — USC
 2009 — Arizona State
 2010 — Arizona
 2011 — USC
 2012 — California

GYMNASTICS

1987 — UCLA
 1988 — UCLA
 1989 — UCLA
 1990 — UCLA
 1991 — Oregon State
 1992 — Oregon State
 1993 — UCLA
 1994 — Oregon State
 1995 — UCLA
 1996 — Oregon State
 1997 — UCLA
 1998 — Stanford
 1999 — UCLA
 2000 — UCLA
 2001 — Stanford
 2002 — UCLA
 2003 — UCLA
 2004 — Stanford
 2005 — UCLA
 2006 — Stanford
 2007 — UCLA
 2008 — Stanford
 2009 — UCLA
 2010 — UCLA
 2011 — Oregon State
 2012 — UCLA

ROWING

1987 — Washington
 1988 — Washington
 1989 — Washington
 1990 — UCLA
 1991 — UCLA
 1992 — Washington
 1993 — Washington
 1994 — California
 1995 — Washington
 1996 — Washington
 1997 — Washington
 1998 — Washington
 1999 — Washington
 2000 — Washington
 2001 — Washington
 2002 — Washington
 2003 — Washington
 2004 — California
 2005 — California
 2006 — California
 2007 — USC
 2008 — California
 2009 — California
 2010 — California
 2011 — California
 2012 — California

SOCCER

1993 — Stanford
 1994 — None
 1995 — Stanford
 1996 — Stanford
 1997 — UCLA
 1998 — UCLA
 USC
 California
 1999 — Stanford
 2000 — Washington
 2001 — UCLA
 2002 — Stanford
 2003 — UCLA
 2004 — UCLA
 2005 — UCLA
 2006 — UCLA
 2007 — UCLA
 2008 — UCLA
 2009 — Stanford
 2010 — Stanford
 2011 — Stanford

SOFTBALL

1987 — California
 1988 — UCLA
 1989 — UCLA
 1990 — UCLA
 1991 — UCLA
 1992 — Arizona
 1993 — UCLA
 1994 — Arizona
 1995 — Arizona
 1996 — Washington
 1997 — Arizona
 1998 — Arizona
 1999 — UCLA
 2000 — Washington
 2001 — Arizona
 2002 — UCLA
 2003 — Arizona
 2004 — Arizona
 2005 — Arizona
 California
 Oregon State
 Stanford
 2006 — UCLA
 2007 — Arizona
 2008 — Arizona State
 2009 — UCLA
 2010 — Washington
 2011 — Arizona State
 2012 — California

SWIMMING

1987 — Stanford
 1988 — Stanford
 1989 — Stanford
 1990 — Stanford
 1991 — Stanford
 1992 — Stanford
 1993 — Stanford
 1994 — Stanford
 1995 — Stanford
 1996 — Stanford
 1997 — Stanford
 1998 — Stanford
 1999 — Stanford
 2000 — Arizona
 2001 — UCLA
 2002 — Stanford
 2003 — UCLA
 2004 — Stanford

2005 — Stanford
 2006 — Arizona
 2007 — Arizona
 2008 — Arizona
 2009 — California
 2010 — Stanford
 2011 — Stanford
 2012 — California

TENNIS

1987 — California (So.)
 Washington (No.)
 1988 — Stanford (So.)
 Washington (No.)
 1989 — Stanford (So.)
 Washington (No.)
 1990 — Stanford (So.)
 Washington (No.)
 1991 — Stanford (So.)
 Washington (No.)
 1992 — Stanford (So.)
 Washington (No.)
 1993 — Stanford (So.)
 Washington (No.)
 1994 — Stanford (So.)
 Washington (No.)
 1995 — Stanford (So.)
 Washington State (No.)
 1996 — Stanford (So.)
 Washington State (No.)
 1997 — Stanford & UCLA (So.)
 Washington (No.)
 1998 — Stanford
 1999 — Stanford
 2000 — Stanford
 2001 — Stanford
 2002 — Stanford
 2003 — Stanford
 2004 — Stanford
 2005 — Stanford
 2006 — Stanford
 2007 — Stanford
 2008 — Stanford
 UCLA
 2009 — USC
 2010 — Stanford
 2011 — Stanford
 2012 — Stanford
 USC

TRACK & FIELD

1987 — UCLA
 1988 — UCLA
 1989 — UCLA
 1990 — UCLA
 1991 — Oregon
 1992 — Oregon
 1993 — UCLA
 1994 — UCLA
 1995 — UCLA
 1996 — USC
 1997 — UCLA
 1998 — UCLA
 1999 — UCLA
 2000 — UCLA
 2001 — UCLA
 2002 — UCLA
 2003 — UCLA
 2004 — UCLA
 2005 — Stanford
 2006 — Arizona State
 2007 — Arizona State
 2008 — Arizona State

2009 — Oregon
 2010 — Oregon
 2011 — Oregon
 2012 — Oregon

VOLLEYBALL

1986 — UCLA
 1987 — Stanford
 1988 — UCLA
 1989 — UCLA
 1990 — UCLA
 1991 — Stanford
 1992 — UCLA
 1993 — UCLA
 1994 — Stanford
 1995 — Stanford
 1996 — Stanford
 1997 — Stanford
 1998 — Stanford
 1999 — Stanford
 UCLA
 2000 — Arizona
 USC
 2001 — Stanford
 2002 — USC
 2003 — USC
 2004 — Washington
 2005 — Washington
 2006 — Stanford
 2007 — Stanford
 2008 — Stanford
 2009 — Stanford
 2010 — California
 Stanford
 2011 — USC

PAC-12 PRESS ROW NUMBERS

Arizona	520-621-5291
Arizona State	480-965-7274
California	510-642-3098
Colorado	303-492-1552 or 4380
Oregon	541-346-4496 or 4497
Oregon State	541-737-3020
Stanford	650-723-4418
UCLA	310-825-1899
USC	213-740-3900
Utah	801-581-3510
Washington	206-543-2230 or 2231
Washington State	509-335-2684

PAC-12 SPORTS INFORMATION OFFICES

Arizona	520-621-4163
Arizona State	480-965-6592
California	510-642-5363
Colorado	303-492-5626
Oregon	541-346-5488
Oregon State	541-737-3720
Stanford	650-723-4418
UCLA	310-206-6831
USC	213-740-8480
Utah	801-581-3510
Washington	206-543-2230
Washington State	509-335-2684

» PAC-12 COMMUNICATIONS

Welcome to the 2012-13 women's college basketball season. This media guide was intended to assist in the media's coverage of Pac-12 women's basketball. Those needing additional information should contact Assistant Commissioner for communications Natalia Ciccone (nciccone@pac-12.org) or Communications Fellow Alex Kaufman (akaufman@pac-10.org) the Pac-12 Office at (925) 932-4411.

» INTERNET SERVICES

The official Pac-12 Conference website can be accessed by visiting www.pac-12.com. Statistical information, standings and news releases for all men's and women's sports are updated frequently. News releases for each sport are provided in PDF format and viewable HTML pages. Media guides, archived press releases and record books, as well as selected video can also be found on the Official Pac-12 website.

The Pac-12 can also be found on social networking sites Facebook and Twitter for instant updates. To "like" the Pac-12, visit www.facebook.com/Pac-12Conference. To follow the Pac-12, visit www.twitter.com/Pac12. A personal account is necessary to receive automatic updates on both sites. Both pages are public can be viewed without personal accounts.

» EMAIL LIST-SERVE

Media members may request to receive Pac-12 News, Press Releases and Weekly Releases via email. Media should send an email to nciccone@pac-12.org or akaufman@pac-12.org with the subject "Media News" requesting to be added to the media distribution list.

» WEEKLY RELEASES

Pac-12 Weekly Releases will be available at the Conference's official website at www.pac-12.com every Monday afternoon starting Nov. 5 and continuing through to the end of the season. Weekly releases include the Pac-12 Players of the Week, updated conference statistics, the latest polls and conference and team notes. Updated stats will be available on the website following each night of competition.

» PLAYERS OF THE WEEK

A Pac-12 Player of the Week and Pac-12 Freshman of the Week is selected throughout the regular season from nominations submitted by each school's media relations office. Player of the Week winners are selected by a vote of the Pac-12 staff. Winners of the weekly honor are announced on Monday mornings via news release and also posted on the Pac-12 website, on the Pac-12 Facebook fan page and via the Pac-12 Twitter feed.

» PAC-12 CHAMPION

All 12 Pac-12 institutions participate in the Pac-12 Tournament at KeyArena in Seattle with the winner receiving the Conference's automatic bid to the 2013 NCAA Division I Women's Basketball Championship. The team that finishes the season atop the Pac-12 standings, based on a 18-game league schedule, is crowned the Conference Champion. The bracket of the Pac-12 women's tournament will be seeded according to the final standings with the regular-season champion earning the top seed.

» PAC-12 AWARDS & HONORS

The Pac-12 names a 15-player All-Pac-12 team, a five-player All-Freshman team, a five-player All-Defensive team, Player of the Year, Freshman of the Year, Defensive Player of the Year and Coach of the Year. The award winners are nominated and voted upon by the Pac-12 head coaches. The honorees will be announced during the week of the Conference Tournament. Academic All-Pac-12 teams and the Scholar-Athlete of the Year are also named for women's basketball.

» TELECONFERENCES

The Pac-12 Conference Communications Staff will conduct women's basketball coaches' teleconferences during the season. Each head coach will be available for five minutes on the call. Contact the Pac-12 Communications Department for the teleconference number and schedule.

» PAC-12 TOURNAMENT MEDIA INFORMATION

The 2013 Pac-12 Women's Basketball Tournament will be played March 7-10, 2013 at KeyArena in Seattle, Wash. Media credential applications for the Pac-12 Tournament will be made available online in January 2013. Credential applications will not be mailed out in advance. For further information concerning media coverage of the 2013 Pac-12 Tournament, please contact the Pac-12 Communications Office. A credential application website will provide complete details on covering the event.

PAC-12 COMMUNICATIONS

1350 Treat Blvd., Suite 500
Walnut Creek, CA 94597
Office: (925) 932-4411 // Fax: (925) 932-4601
www.pac-12.org

Danette Leighton, Chief Marketing Officer
dleighton@pac-12.org

Dave Hirsch, Vice President, Communications
dhirsch@pac-12.org

Erik Hardenberg, Vice President, Public Affairs
ehardenberg@pac-12.org

Heather Vaughan, Senior Director, Marketing
hvaughan@pac-12.org

Natalia Ciccone, Assistant Commissioner, Comm.
(women's basketball contact)
nciccone@pac-12.org

Alex Kaufman, Communications Fellow
(women's basketball)
akaufman@pac-12.org


Megan Medeiros, Communications Fellow
mmediros@pac-12.org

Wendy Heredia, Administrative Assistant
wheredia@pac-12.org



**WOMEN'S
BASKETBALL
TOURNAMENT**

**MARCH
7-10
2013
SEATTLE**



KeyArena
at Seattle Center

WWW.PAC-12.COM / TICKETS