



**PAC12**  
CONFERENCE  
2011-2012

**WOMEN'S BASKETBALL**

# Having a strong financial partner like Pacific Life can help you reach your goals.

---

*Mutual Funds   Annuities   Life Insurance*



**PACIFIC LIFE**

[www.PacificLife.com](http://www.PacificLife.com)

Pacific Life Insurance Company is licensed to issue individual life insurance and annuity products in all states except New York. Product availability and features may vary by state. Variable insurance products and mutual funds are available through licensed third party broker-dealers and are distributed by Pacific Select Distributors, Inc. (member FINRA and SIPC), a subsidiary of Pacific Life. © 2011 Pacific Life Insurance Company, Newport Beach, CA. PL-11A



# WELCOME



**I WANT TO WELCOME YOU TO THE NEW PAC-12,** a Conference that is steeped in tradition and focused on defining the future.

Our vision is rooted in the West Coast, where a pioneering spirit and innovation have helped create some of the most significant advancements and leaders the world has ever known.

The institutions of the Pac-12 are centers of excellence that are fueled by an imperishable pursuit of research and discovery. The commitment to comprehensive excellence on our campuses has helped produce monumental breakthroughs in medicine, major developments in environmental sustainability and cutting edge technology that have had tremendous influence globally. The students and leaders who have helped shape the Conference for nearly a century continue to impact the world and inspire the next generation to even greater heights.

Expanding for the first time in 33 years, we have great pride and respect for our rich history of academic excellence and superior athletic achievement. It has literally defined us as the “Conference of Champions” and we will continue to uphold the traditions and embrace that broad-based commitment to success as we enter a new era in college athletics.

We have established a bold vision for the Pac-12 that will encourage more collaboration between all of our schools and will allow athletics to better serve as a bridge to the overall university mission.

We are very excited about what the future holds for this Conference and are very much looking forward to another dynamic season of high-caliber competition.

Sincerely,

A handwritten signature in black ink, appearing to read 'Larry Scott', written over a light blue background.

Commissioner Larry Scott

PAC-12 CONFERENCE // WELCOME

**PAC12**  
CONFERENCE



**You know you want me.**

**adrenaline**  
collection™

Get behind the wheel of this toxic orange, Hemi® V8, 372-horsepower Dodge Challenger and kick your rental experience into overdrive. Or try the Chevrolet Camaro SS and Ford Mustang GT Premium – modern specialty performance versions of some of the most legendary rides to hit the road. Hey, we don't call it our Adrenaline Collection for nothing. Reserve one of these head-turners by contacting your travel agent or the Hertz Adrenaline Collection at 1-800-654-3131, or visit [hertz.com](http://hertz.com). And give your vacation a little more muscle.

**Hertz**®.com  
Journey On®



© Reg. U.S. Pat. Off. © 2011 Hertz System, Inc.  
**FOR YOUR INFORMATION:** Adrenaline Collection vehicles are available at major market locations in the U.S. and Canada. All vehicles may not be available at all locations. Hertz rental age, driver, and credit qualifications apply. All other marks and logos are the property of their respective owners. All rights reserved.



**TABLE OF CONTENTS**

Table of Contents ..... 3  
 Conference of Champions® ..... 4-5  
 Composite Schedule ..... 6-7  
 Pac-12 Television & Pac-12 Tournament Schedule ..... 8  
 Pac-12 Women's Basketball History ..... 9  
 Pac-12 Tournament & NCAA Tournament Schedules..... 10

**2011-12 TEAM INFORMATION**

Arizona ..... 12-13  
 Arizona State ..... 14-15  
 California ..... 16-17  
 Colorado ..... 18-19  
 Oregon ..... 20-21  
 Oregon State ..... 22-23  
 Stanford ..... 24-25  
 UCLA ..... 26-27  
 USC ..... 28-29  
 Utah ..... 30-31  
 Washington ..... 32-33  
 Washington State ..... 34-35

**2010-11 SEASON REVIEW**

Season Review ..... 36  
 Season Honors ..... 37  
 Season Statistics ..... 38-39  
 Season Superlatives ..... 40  
 Conference Only Statistics ..... 41-42

**RECORDS**

Individual Records ..... 44  
 Team Records ..... 45  
 Career Leaders ..... 46  
 Single-Season Leaders ..... 47  
 Annual Leaders ..... 48-50  
 Coaching Records ..... 51  
 Pac-12 Tournament History & Honors ..... 52-53  
 Pac-12 Tournament Records ..... 54-56

**HONORS**

All-Americans ..... 58  
 National Honors ..... 59  
 All-Conference Teams ..... 60-61  
 All-Freshman Teams ..... 62  
 All-Defensive Teams ..... 62  
 Conference Honors ..... 63  
 All-Academic Teams ..... 64-65  
 Players of the Week ..... 66-67  
 All-Time Preseason Coaches Polls ..... 68

**HISTORY**

Yearly Conference Champions ..... 70  
 All-Time Standings ..... 71-72  
 Series Records ..... 73-81  
 Final AP Polls ..... 82-83  
 Final WBCA Polls ..... 84-85  
 NCAA Tournament History ..... 86-89  
 WNIT History ..... 90-91  
 Pac-12 in the WNBA ..... 92

**PAC-12 CONFERENCE**

Commissioner Larry Scott ..... 93  
 Director's Cup & 2010-11 Medal Winners ..... 94  
 Pac-12 Staff ..... 95-100  
 NCAA Championships ..... 101-103  
 Conference Championships ..... 104-108

**PAC-12 CONFERENCE  
STAFF DIRECTORY**

1350 Treat Blvd., Suite 500  
 Walnut Creek, CA 94597-8853  
 Phone: (925) 932-4411 Fax: (925) 932-4601  
[www.pac-12.org](http://www.pac-12.org)

University of Arizona • Arizona State University  
 University of California, Berkeley  
 University of California, Los Angeles  
 University of Colorado • University of Oregon  
 Oregon State University • University of Southern California  
 Stanford University • University of Utah  
 University of Washington • Washington State University

**Commissioner:** Larry Scott  
**Deputy Commissioner/Chief Operating Officer:** Kevin Weiberg  
**Chief Marketing Officer:** Danette Leighton  
**Chief Financial Officer:** Ron McQuate  
**General Counsel/Vice President of Business Affairs:** Woodie Dixon  
**Senior Assoc. Commissioner/Senior Woman Administrator:** Gloria Nevarez  
**Associate Commissioner, Governance & Enforcement:** Ron Barker  
**Associate Commissioner, Television:** Duane Lindberg  
**Associate Commissioner, Compliance:** Mike Matthews  
**Associate Commissioner, Sports Management:** Chris Dawson  
**Vice President, Communications:** David Hirsch  
**Vice President, Public Affairs:** Kirk Reynolds  
**Senior Director, Marketing:** Heather Vaughan  
**Controller:** Matt Andrus  
**Assistant Commissioner, Communications:** Natalia Ciccone  
**Assistant Commissioner, Video Operations:** Kristina Case  
**Director, Business Development:** Christopher Giles  
**Director, Human Resources:** Anna Roberts  
**Assistant Commissioner, Governance & Finance:** Tammy Newman  
**Assistant Commissioner, Sports Management and Championships:** Heather Perry  
**Assistant Commissioner, Compliance:** Erik Price  
**Manager, Sports Management:** Kristine Berndt  
**Executive Assistant to Commissioner:** Pat Cesnik  
**Assistant Director Business & Finance:** Lina Diaz  
**Manager, Business Development:** Taylor Lien  
**Manager, Digital Media:** Nic Lloyd  
**Manager, Business Development:** Katie Neal  
**Administrative Fellowship:** Theo Robertson  
**Communications Fellowship:** Sarah Kezele, Allison Yee  
**Administrative Assistants:** Jenn Carey-Ruiz, Wendy Heredia, Lytisha Santiago, Michelle Zumalt, Ginny Bruzone, Karen Vessey

**WOMEN'S BASKETBALL ADMINISTRATION**

**Senior Associate Commissioner/Senior Woman Administrator/Men's Basketball:** Gloria Nevarez  
**Associate Commissioner, Sports Management/Women's Basketball**  
**Coaches Liaison:** Chris Dawson  
**Coordinator of Men's Basketball Officiating:** Violet Palmer

**PAC-12 VENTURES**

**President:** Gary Stevenson  
**Administrative Assistant:** Erica Sigg

**CREDITS**

*The 2011-12 Pac-12 Conference Women's Basketball Media Guide has been produced by the Pac-12 Communications Department. Layout by Natalia Ciccone, Assistant Commissioner, Communications. Cover Design by Heather Vaughan, Senior Director, Marketing. Contributions from SID offices of Pac-12 institutions, Kristine Berndt, Gene Brtalik and Allison Yee. Contact member institutions for photo credit. Copies of this guide are available on-line only at [www.pac-12.org](http://www.pac-12.org).*

Built on a firm foundation of academic excellence and superior athletic performance, the Conference ushers in a new era with the additions of the University of Colorado and University of Utah, officially becoming the Pac-12 Conference on July 1, 2011.

The Pac-12 rises above the rest, upholding its tradition as the “Conference of Champions”®, claiming an incredible 180 NCAA team titles over the past two decades, including nine in 2010-11, averaging nearly nine championships per academic year. Even more impressive has been the breadth of the Pac-12’s success, with championships coming in 27 different men’s and women’s sports. The Pac-12 has led the nation in NCAA Championships in 45 of the last 51 years and finished second five times.

Spanning nearly a century of outstanding athletics achievements, the Pac-12 was the first conference to reach 400 championships in 2010-11. With the inclusion of CU and UU, league teams have captured 442 NCAA titles (302 men’s, 140 women’s), outdistancing the next closest conference by nearly 200.

The Conference’s reputation is further proven in the annual Learfield Sports Directors’ Cup competition, the prestigious award that honors the best overall collegiate athletics programs in the country. STANFORD continued its remarkable run and won its unprecedented 17th-consecutive Directors’ Cup in 2010-11. Six of the top 25 Division I programs were Pac-12 member institutions: No. 1 STANFORD, No. 3 CALIFORNIA, No. 11 UCLA, No. 14 USC, No. 16 ARIZONA and No. 21 WASHINGTON. With two teams in the top five, it was the most of any conference.

The 2010-11 campaign was marked by the 25-year anniversary of women’s sports in the Pac-10, with year-long focus on the milestone. And after commissioner Larry Scott made history at the end of his first year with the announcement of the expansion of the Conference to include the University of Colorado and the University of Utah, he put the Conference on the forefront, announcing a landmark television deal, which is set to go into affect in 2012-13, and established a Pac-12 Football Championship game in 2011.

In 2010-11, the then-Pac-10 led the country with nine NCAA titles, with men’s and women’s programs sharing the wealth as the Conference claimed five NCAA women’s titles and four men’s crowns.

CALIFORNIA, STANFORD and USC each won two NCAA Championships, while six different league institutions claimed titles. The Golden Bears swept the men’s and women’s swimming and diving crowns; the Cardinal hoisted the national championship trophy in men’s gymnastics and women’s water polo; and the Trojans were tops in men’s water polo and men’s tennis.

Claiming titles in softball (ARIZONA STATE), women’s indoor track & field (OREGON), and women’s golf (UCLA), the Pac-10 also had runners-up in 10 NCAA Championship events: women’s volleyball (CALIFORNIA), women’s soccer (STANFORD),

women’s gymnastics (UCLA), women’s rowing (STANFORD), women’s tennis (STANFORD), and women’s track & field (OREGON). It was an all-Pac-10 final in men’s and women’s water polo, as well. Overall, the Conference had 32 teams finish in the top four at 18 NCAA Championship events.

Participation in the postseason was a common occurrence for the Pac-10 in 2010-11. Of the 22 sports sponsored by the Conference, 16 witnessed at least half its teams participating in NCAA or other postseason action. The men sent 66 of a possible 91 teams into the postseason (65.9 percent), while the women sent 69 of a possible 99 teams (69.7 percent).

The Conference experienced continued success in football as the league sent two teams to BCS Bowl games, with the Ducks earning a spot in the national championship bout. Overall, four went to bowls games. Oregon claimed its ninth Pac-10 crown in the sport, making its first-ever appearance in the BCS title game. Meanwhile, STANFORD (Discover Orange Bowl), ARIZONA (Valero Alamo Bowl), WASHINGTON (Holiday Bowl) also earned bowl bids. Oregon and Stanford were ranked in the



top-5 of the Associated Press’ poll at season’s end, finishing third and fourth, respectively.

Pac-10 regular-season champion ARIZONA, tournament champion WASHINGTON, UCLA and USC represented the Conference in the NCAA Men’s Basketball Tournament, and three others competed in other postseason events. The Wildcats’ run to the Elite Eight gave the league its 22nd appearance in the last 24 years. The CBI title returned to the Pac-10 after OREGON bested Creighton in a best-of-three series for the crown.

On the women’s side, three teams competed in the NCAA Tournament and three others competed in postseason play. STANFORD made its fourth-consecutive NCAA Women’s Final Four appearance after winning its fifth-straight Pac-10 Tournament crown. UCLA made its first back-to-back postseason outing for the first time since 1998-99. USC advanced to the WNIT championship game, while ARIZONA and CALIFORNIA were also invited to the event.

Without question, the Conference has dominated the softball field, winning 23 national championships in the sport since 1982 and six in a row after ARIZONA STATE hoisted the 2011 NCAA trophy, its second in three years. Seven Pac-10 teams earned NCAA Tournament bids, with two advancing to the NCAA Women’s College World Series, including Pac-10 Champion ASU and CALIFORNIA.

Six Pac-10 baseball teams received NCAA Tournament bids in 2011. ARIZONA STATE, CALIFORNIA, OREGON STATE and STANFORD reached the Super Regionals, with Cal ultimately punching its ticket for the NCAA Men’s College World Series, its first appearance in the CWS since 1992. ARIZONA, and UCLA also represented the Conference in the postseason event.

The Conference swept two men’s and women’s sports, capturing national championships in swimming & diving and water polo. CALIFORNIA took home both swimming & diving crowns. In water polo, USC was the top men’s teams and the STANFORD women were national champs.

With the additions of Colorado and Utah, Pac-12 members have won 302 NCAA team championships on the men’s side, 89 more than the next closest conference. Men’s NCAA crowns have come at a phenomenal rate for the Pac-12 - 16 basketball titles by six schools (more than any other conference), 52 tennis titles, 44 outdoor track & field crowns, and 26 baseball titles. Pac-12 members have won 25 of 42 NCAA titles in volleyball, 37 of 42 in water polo, and 22 in swimming & diving national championships.

Individually, the Conference has produced an impressive number of NCAA men’s individual champions, as well, boasting 2,019 individual crowns.

On the women’s side, the story is much the same. Since the NCAA began conducting women’s championships 30 years ago, Pac-12 members have claimed at least four national titles in a single season on 22 occasions, including 2010-11. Overall, the Pac-12 has captured 140 NCAA women’s titles, easily outdistancing the SEC, which is second, with 77. Pac-10 members have dominated a number of sports, winning 23 softball titles, 19 tennis crowns, 13 of the last 21 volleyball titles, 14 of the last 22 trophies in golf, and 12 in swimming & diving.

Pac-12 women student-athletes shine nationally on an individual basis, as well, having captured an unmatched 616 NCAA individual crowns, an average of nearly 21 championships per season.

## PAC-12 CONFERENCE HISTORY

The roots of the Pac-12 Conference date back over 95 years to December 2, 1915, when the Pacific Coast Conference (PCC) was founded at a meeting at the Oregon Hotel in Portland, Ore. The original membership consisted of four schools - the University of California at Berkeley, the University of Washington, the University of Oregon, and Oregon State College (now Oregon State University). All still are charter members of the Conference.

Pacific Coast Conference play began in 1916 and, one year later, Washington State College (now Washington State University) was accepted into the league, with Stanford University following in 1918.

In 1922, the PCC expanded to eight teams with the admission of the University of Southern California (USC) and the University of Idaho. In 1924, the University of Montana joined the league roster, and in 1928, the PCC grew to 10 members with the addition of UCLA.

The Pacific Coast Conference competed as a 10-member league until 1950, with the exception of 1943-45 when World War II curtailed intercollegiate athletic competition to a minimum. During that time, the league's first commissioner was named. Edwin N. Atherton was Commissioner in 1940 and was succeeded by Victor O. Schmidt in 1944. In 1950, Montana resigned from the Conference and joined the Mountain States Conference. The PCC continued as a nine-team Conference through 1958.

In 1959, the PCC was dissolved and the Athletic Association of Western Universities was formed and Thomas J. Hamilton was appointed Commissioner of the new league. The original AAWU membership included California, Stanford, Southern California, UCLA and Washington. Washington State joined the membership in 1962, while Oregon and Oregon State joined in 1964. Under Hamilton's watch, the name Pacific-8 Conference was adopted in 1968. In 1971, Wiles Hallock took over as Commissioner of the Pac-8.

Ten years later, on July 1, 1978, the University of Arizona and Arizona State University were admitted to the league and the Pacific-10 Conference became a reality. In 1986-87, the league took on a new look, expanding to include 10 women's sports. Thomas C. Hansen was named the Commissioner of the Pac-10 in 1983, a role he would hold for 26 years until 2009. Hansen was succeeded by current Commissioner Larry Scott, who took on the new role in July 2009.

During the 2010-11 academic year, Scott helped deliver monumental changes that transformed the Conference into a modern 12-team league. The Conference expanded by adding the University of Colorado and the University of Utah, agreed to equal revenue sharing for the first time in Conference history, created two divisions, the North and the South, for football only, established a Football Championship Game for the first time ever, secured a landmark media rights deal that dramatically increased national exposure and revenue for each school and established the Pac-12 Network and Pac-12 Digital Network that guaranteed enhanced exposure across all sports.

The University of Colorado accepted its invitation to join the Pac-12 on June 11, 2010, and on June 17, 2010, the University of Utah agreed to join the Conference. The Buffaloes and Utes officially became the 11th and 12th members of the Conference July 1, 2011, the first additions to the league since 1978. During the 33 years between expansions, Conference teams claimed 258 NCAA titles, including 130 women's and 128 men's.

Currently, the Pac-12 sponsors 11 men's sports and 11 women's sports. Additionally, the Conference is a member of the Mountain Pacific Sports Federation (MPSF) in four other men's sports and three women's sports.

The Pac-12 Conference offices are located 25 miles east of San Francisco in Walnut Creek, Calif.

## 2011-12 PAC-12 CONFERENCE CHAMPIONSHIP DATES AND SITES

### BASEBALL

Champion determined by three-game round-robin play

### BASKETBALL (M)

at STAPLES Center, Los Angeles, Calif. » March 7-10, 2012

**Host:** Pac-12 Conference

### BASKETBALL (W)

at Galen Center/STAPLES Center, Los Angeles, Calif.

March 7-10, 2012 » **Host:** Pac-12 Conference

### CROSS COUNTRY (M&W)

at Wigwam Golf Resort, Litchfield Park, Ariz. » October 29, 2011

**Host:** Arizona State

### DIVING (M&W)

at Weyerhaeuser King County Aquatic Center, Federal Way, Wash.

February 23-25, 2012 » **Host:** Pac-12 Conference

### FOOTBALL

at TBD » December 2, 2011

**Host:** Pac-12 Conference

### GOLF (M)

at Trysting Tree Golf Course, Corvallis, Ore. » April 27-29, 2012

**Host:** Oregon State

### GOLF (W)

at Palouse Ridge Golf Club, Pullman, Wash. » April 27-29, 2012

**Host:** Washington State

### GYMNASTICS (W)

at Huntsman Center, Salt Lake City, Utah » March 24, 2012

**Host:** Utah

### ROWING (M&W)

at Sacramento State Aquatics Center, Lake Natoma, Calif.

May 12, 2011 » **Host:** Pac-12 Conference

### SOCCER (M&W)

Champion determined by double round-robin play.

### SOFTBALL

Champion determined by three-game round-robin play.

### SWIMMING (M)

at Belmont Plaza Olympic Pool, Long Beach, Calif.

Feb. 29-March 3, 2012 » **Host:** Pac-12 Conference

### SWIMMING (W)

at Weyerhaeuser King County Aquatic Center, Federal Way, Wash.

February 22-25, 2011 » **Host:** Pac-12 Conference

### TENNIS (M&W)

at Ojai Valley Athletic Club/Libbey Park, Ojai, Calif.

April 26-29, 2012 » **Host:** Pac-12 Conference

### TRACK & FIELD (M&W)

at Hayward Field, Eugene, Ore.

Multi-events: May 5-6, 2012; Championship: May 12-13, 2012

**Host:** Oregon

### VOLLEYBALL (W)

Champion determined by double round-robin play

### WRESTLING

at Taco Bell Arena, Boise, Idaho » February 25, 2012

**Host:** Boise State



# COMPOSITE SCHEDULE

As of October 21, 2011

All times are local to game site

## NOVEMBER

### Friday, November 11

Arizona at Georgia Southern, 5 p.m. ET  
UC Riverside at Arizona State, 12 p.m. MT  
Northern Arizona at Colorado, 5:30 p.m. MT  
Western Oregon at Oregon State, 12 p.m. PT  
Stanford at Texas, 7 p.m. CT  
McNeese State at UCLA, 2 p.m. PT  
*Preseason WNIT First Round, Los Angeles, Calif.*  
Fresno State at USC, 5 p.m. PT  
UC Davis at Washington, 1 p.m. PT  
Washington State at Penn State, 6 p.m. ET  
*Lady Lion Classic, University Park, Pa.*

### Sunday, November 13

Arizona at Georgia State, 4 p.m. ET  
Arizona State at Colorado State, 2 p.m. MT  
California at Rutgers, 2 p.m. ET  
Cal Poly at Oregon, 2 p.m. PT  
Montana State at Oregon State, 2 p.m. PT  
Gonzaga at Stanford, 2 p.m. PT  
East Tennessee State/Tenn Tech at UCLA, 2 p.m. PT  
*Preseason WNIT Second Round, Los Angeles, Calif.*  
Southern Utah at Utah, 3 p.m. MT  
Washington State at Middle Tennessee State/UNC  
Wilmington, 12 p.m. or 2 p.m. ET  
*Lady Lion Classic, University Park, Pa.*

### Wednesday, November 16

Colorado at Texas A&M-Corpus Christi, 6 p.m. CT  
Seattle at Washington, 7 p.m. PT

### Thursday, November 17

Wichita State at Arizona, 7 p.m. MT  
Sacramento State at California, 7 p.m. PT  
Cal State Northridge at Oregon State, 7 p.m. PT  
Old Dominion at Stanford, 7 p.m. PT  
UCLA vs. TBA, TBA  
*Preseason WNIT Semifinals, TBA*  
Utah at Michigan, 6 p.m. ET

### Friday, November 18

Illinois at Oregon, 7 p.m. PT  
USC at Nebraska, 7:05 p.m. CT  
Washington State at Wisconsin, 7 p.m. CT

### Saturday, November 19

Cal State Northridge at Washington, 2 p.m. PT

### Sunday, November 20

Boston College at Arizona State, 2 p.m. MT  
Illinois at California, 2 p.m. PT  
Colorado at Colorado State, 2 p.m. MT (The Mtn.)  
Portland State at Oregon, 7 p.m. PT  
Southern Utah at Oregon State, 7 p.m. PT  
UCLA vs. TBA, TBA  
*Preseason WNIT Championship, TBA*  
USC at Georgia, 2 p.m. ET  
Utah at Arkansas, 1 p.m. CT  
Washington State at South Dakota State, 2 p.m. CT

### Monday, November 21

Arizona at New Mexico State, 7 p.m. MT  
Stanford at Connecticut, 7 p.m. ET (ESPNU)

### Tuesday, November 22

Oregon State at Eastern Washington, 6 p.m. PT

### Wednesday, November 23

Washington at UC Santa Barbara, 7 p.m. PT

### Thursday, November 24

Weber State at Oregon, 4 p.m. PT  
*Global Sports Cage Classic, Eugene, Ore.*  
Washington State vs. Marquette, 5 p.m. PT  
*Paradise Jam, St. Thomas, Virgin Islands*

### Friday, November 25

Arizona State vs. Illinois, 4 p.m. ET  
*San Juan Shootout, San Juan, Puerto Rico*  
California at Hawai'i, 5 p.m. HT  
*Rainbow Wahine Showdown, Honolulu, Hawai'i*  
Valparaiso at Colorado, 7:30 p.m. MT  
*25th Annual Omni Hotels Classic, Boulder, Colo.*  
UC Irvine at Oregon, 2 p.m. PT  
*Global Sports Cage Classic, Eugene, Ore.*  
Stanford at Xavier, 4 p.m. ET  
UCLA vs. West Virginia, 5 p.m. PT  
*Thanksgiving Basketball Classic, Northridge, Calif.*  
USC vs. Notre Dame, 8 p.m. ET  
*Junkanoo Jam, Bahamas*  
Utah vs. Detroit, 5 p.m. CT  
*UTSA Thanksgiving Classic, San Antonio, Texas*  
Washington State vs. Michigan, 5 p.m. PT  
*Paradise Jam, St. Thomas, Virgin Islands*

### Saturday, November 26

Arizona State vs. Rutgers, 4 p.m. ET  
*San Juan Shootout, San Juan, Puerto Rico*  
California vs. Texas, 12 p.m. HT  
*Rainbow Wahine Showdown, Honolulu, Hawai'i*  
Montana State/Wisconsin at Colorado, 5 p.m. or 7:30 p.m. MT  
*25th Annual Omni Hotels Classic, Boulder, Colo.*  
UCLA at CS Northridge vs. Colgate, 5 p.m./7:30 p.m. PT  
*Thanksgiving Basketball Classic, Northridge, Calif.*  
USC vs. Duke/Gardner Webb, 5:45/8 p.m. ET  
*Junkanoo Jam, Bahamas*  
Utah vs. South Alabama, 3 p.m. CT  
*UTSA Thanksgiving Classic, San Antonio, Texas*  
Washington at San Diego State, 1 p.m. PT  
Washington State vs. Prairie View A&M, 2:45 p.m. PT  
*Paradise Jam, St. Thomas, Virgin Islands*

### Sunday, November 27

California vs. Virginia, 3 p.m. HT  
*Rainbow Wahine Showdown, Honolulu, Hawai'i*  
Nicholls State at Oregon, 2 p.m. PT  
*Global Sports Cage Classic, Eugene, Ore.*

### Monday, November 28

North Texas at Arizona, 11 a.m. MT

### Wednesday, November 30

San Francisco at Colorado, 7 p.m. MT (ROOT)  
UC Davis at Stanford, 7 p.m. PT  
San Diego State at UCLA, 7 p.m. PT  
UTSA at USC, 7 p.m. PT  
Washington at Idaho, 6 p.m. PT  
Gonzaga at Washington State, 8 p.m. PT

## DECEMBER

### Thursday, December 1

Arizona vs. BYU, 3 p.m. HT  
*Hukilau Invitational, Laie, Hawai'i*  
Oregon at Fresno State, 7 p.m. PT  
Weber State at Utah, 7 p.m. MT

### Friday, December 2

Arizona vs. Syracuse, 3 p.m. HT  
*Hukilau Invitational, Laie, Hawai'i*  
Eastern Washington at Arizona State, 10:30 a.m.  
*ASU Classic, Tempe, Ariz.*  
Oregon State vs. North Texas, 5 p.m. CT  
*Gene Hackerman Invitational, Houston, Texas*  
San Diego State at Washington State, 7 p.m. PT

### Saturday, December 3

Arizona at BYU-Hawai'i, 3 p.m. HT  
*Hukilau Invitational, Laie, Hawai'i*  
Illinois State/Arkansas State at Arizona State, TBA  
*ASU Classic, Tempe, Ariz.*  
Cal State Bakersfield at California, 1:30 p.m. PT  
*Doubletree Cal Classic, Berkeley, Calif.*  
Oregon State at Rice/Texas A&M-CC, TBA  
*Gene Hackerman Invitational, Houston, Texas*

### Sunday, December 4

UNLV/Prairie View A&M at California, 2:30 p.m. PT  
*Doubletree Cal Classic, Berkeley, Calif.*  
Idaho at Colorado, 12 p.m. (ROOT)  
Portland at Oregon, 2 p.m. PT  
Stanford at Fresno State, 2 p.m. PT  
UCLA at Loyola Marymount, 5 p.m. PT  
USC at Gonzaga, 2 p.m. PT  
Long Beach State at Washington, 2 p.m. PT

### Tuesday, December 6

Cal State Fullerton at Arizona State, 6:30 p.m. MT  
Idaho State at Utah, 7 p.m. MT

### Thursday, December 8

California at Saint Mary's, 7 p.m. PT  
Denver at Colorado, 7 p.m. MT (ROOT)

### Friday, December 9

Portland at Washington, 7 p.m. PT

### Saturday, December 10

Santa Clara at California, 2 p.m. PT  
Oregon State at Pepperdine, 4 p.m. PT  
Utah at BYU, 3 p.m. MT (BYUtv)

### Sunday, December 11

Long Beach State at Arizona, 1 p.m. MT  
Oregon at Denver, 1:30 p.m. MT  
UC Riverside at Washington State, 3:30 p.m. PT

### Tuesday, December 13

Oregon State at Cal State Bakersfield, 7 p.m. PT  
UCLA at LSU, 7 p.m. CT  
UC Santa Barbara at USC, 7 p.m. PT

### Wednesday, December 14

Oregon at Nevada, 7 p.m. PT

### Thursday, December 15

USC at Arkansas State, 7 p.m. CT

### Friday, December 16

Arizona State at DePaul, 7 p.m. CT  
Corban at Oregon State, 7 p.m. PT

### Saturday, December 17

Ohio State at California, 2 p.m. PT  
Weber State at Colorado, 4 p.m. MT  
Princeton at Stanford, 1 p.m. PT  
Tennessee at UCLA, 2 p.m. PT  
Texas Southern at Utah, 3 p.m. MT

### Sunday, December 18

Arizona at Arkansas-Pine Bluff, 1 p.m. CT  
USC at Texas A&M, 2 p.m. CT (FSN)  
Houston at Washington, 2:30 p.m. PT

### Monday, December 19

Cal State Northridge at Oregon, 7 p.m. PT  
Saint Mary's at Oregon State, 7 p.m. PT  
Louisville at Washington State, 6 p.m. PT

### Tuesday, December 20

Army at Arizona State, 6:30 p.m. MT  
Dartmouth at California, 7 p.m. PT

Colorado vs. Texas-Pan American, 5 p.m. CT  
*UTSA Holiday Classic, San Antonio, Texas*  
 Tennessee at Stanford, 7 p.m. PT (FSN)  
 UCLA at Temple, 7 p.m. ET  
 Southern at Washington, 7 p.m. PT

**Wednesday, December 21**

New Mexico at Arizona, 5 p.m. MT  
 Colorado vs. Creighton, 5 p.m. CT  
*UTSA Holiday Classic, San Antonio, Texas*  
 Saint Mary's at Oregon, 12 p.m. PT  
 USC at Pepperdine, 1 p.m. PT  
 New Mexico State at Utah, 7 p.m. MT

**Thursday, December 22**

Cal State Bakersfield at Stanford, 2 p.m. PT  
 UCLA at Saint Joseph's, 1 p.m. ET  
 Washington State at Ohio State, 7 p.m. ET

**Wednesday, December 28**

UNLV at Arizona, 7 p.m. MT  
 UTEP at Arizona State, 6:30 p.m. MT  
 Utah Valley at Utah, 7 p.m. MT

**Thursday, December 29**

California at UCLA, 7 p.m. PT\*  
 Stanford at USC, 7 p.m. PT\*  
 Washington State at Oregon, 7 p.m. PT\*  
 Washington at Oregon State, 7 p.m. PT\*

**Saturday, December 31**

Arizona at Arizona State, 12 p.m. MT\* (FSN)  
 California at USC, 11 a.m. PT\*  
 Colorado at Utah, 2 p.m. MT\*  
 Stanford at UCLA, 2 p.m. PT\*  
 Washington at Oregon, 2 p.m. PT\*  
 Washington State at Oregon State, 2 p.m. PT\*

**JANUARY**

**Thursday, January 5**

UCLA at Arizona, 7 p.m. MT\*  
 USC at Arizona State, 6:30 p.m. MT\*  
 Oregon State at California, 7 p.m. PT\*  
 Colorado at Washington, 7 p.m. PT\*  
 Oregon at Stanford, 7 p.m. PT\*  
 Utah at Washington State, 7 p.m. PT\*

**Saturday, January 7**

USC at Arizona, 2 p.m. MT\*  
 UCLA at Arizona State, 4 p.m. MT\* (FSN)  
 Oregon at California, 2 p.m. PT\*  
 Colorado at Washington State, 1 p.m. PT\*  
 Oregon State at Stanford, 2 p.m. PT\*  
 Utah at Washington, 2 p.m. PT\*

**Thursday, January 12**

Arizona at Oregon, 7 p.m. PT\*  
 Arizona State at Oregon State, 7 p.m. PT\*  
 California at Colorado, 7 p.m. MT\*  
 Stanford at Utah, 7 p.m. MT\*

**Saturday, January 14**

Arizona at Oregon State, 2 p.m. PT\*  
 Arizona State at Oregon, 2 p.m. PT\*  
 Stanford at Colorado, 4 p.m. MT\* (ROOT)  
 USC at UCLA, 2 p.m. PT\*  
 Washington at Washington State, 1 p.m. PT\*

**Sunday, January 15**

California at Utah, 2:30 p.m. MT\* (FSN)

**Thursday, January 19**

Utah at Arizona, 7 p.m. MT\*  
 Colorado at Arizona State, 11 a.m. MT\*  
 Washington at California, 7 p.m. PT\*

Oregon at USC, 7 p.m. PT\*  
 Oregon State at UCLA, 7 p.m. PT\*  
 Washington State at Stanford, 7 p.m. PT\*

**Saturday, January 21**

Utah at Arizona State, 2 p.m. MT\*  
 Oregon at UCLA, 1 p.m. PT\*  
 Oregon State at USC, 2 p.m. PT\*  
 Washington at Stanford, 2 p.m. PT\*

**Sunday, January 22**

Colorado at Arizona, 2:30 p.m. MT\* (FSN)  
 Washington State at California, 3:30 p.m. PT\* (FSN)

**Thursday, January 26**

Arizona at Washington, 7 p.m. PT\*  
 Arizona State at Washington State, 7 p.m. PT\*  
 USC at Colorado, 7 p.m. MT\*  
 UCLA at Utah, 7 p.m. MT\*

**Saturday, January 28**

Arizona at Washington State, 1 p.m. PT\*  
 Arizona State at Washington, 2 p.m. PT\*  
 California at Stanford, 2 p.m. PT\*  
 USC at Utah, 3 p.m. MT\*  
 Oregon at Oregon State, 4 p.m. PT\* (FSN)

**Sunday, January 29**

UCLA at Colorado, 2 p.m. MT\* (FSN)

**FEBRUARY**

**Thursday, February 2**

California at Arizona, 7 p.m. MT\*  
 Stanford at Arizona State, 7 p.m. MT\* (FSN)  
 Colorado at Oregon State, 7 p.m. PT\*  
 Utah at Oregon, 7 p.m. PT\*  
 Washington at UCLA, 7 p.m. PT\*  
 Washington State at USC, 7 p.m. PT\*

**Saturday, February 4**

Stanford at Arizona, 2 p.m. MT\*  
 California at Arizona State, 2 p.m. MT\*  
 Colorado at Oregon, 2 p.m. PT\*  
 Utah at Oregon State, 2 p.m. PT\*  
 Washington State at UCLA, 2 p.m. PT\*

**Sunday, February 5**

Washington at USC, 1 p.m. PT\* (FSN)

**Thursday, February 9**

Arizona at Colorado, 7 p.m. MT\*  
 Arizona State at Utah, 7 p.m. MT\*  
 UCLA at California, 7 p.m. PT\*  
 USC at Stanford, 6 p.m. PT\* (FSN)  
 Oregon at Washington, 7 p.m. PT\*  
 Oregon State at Washington State, 7 p.m. PT\*

**Saturday, February 11**

Arizona at Utah, 9 p.m. MT\* (FSN-Wildcard)  
 Arizona State at Colorado, 9 p.m. MT\* (FSN-Wildcard)  
 USC at California, 8 p.m. PT\* (FSN-Wildcard)  
 Oregon at Washington State, 8 p.m. PT\* (FSN-Wildcard)  
 Oregon State at Washington, 8 p.m. PT\* (FSN-Wildcard)

**Sunday, February 12**

UCLA at Stanford, 12 p.m. PT\* (FSN)

**Thursday, February 16**

Washington State at Arizona, 7 p.m. MT\*  
 Washington at Arizona State, 6:30 p.m. MT\*  
 California at Oregon, 7 p.m. PT\*  
 Stanford at Oregon State, 7 p.m. PT\*

**Saturday, February 18**

Washington State at Arizona State, 2 p.m. MT\*  
 California at Oregon State, 2 p.m. PT\*  
 Utah at Colorado, 5 p.m. MT\* (ROOT)  
 Stanford at Oregon, 2 p.m. PT\*

**Sunday, February 19**

UCLA at USC, 12 p.m. PT\* (FSN)  
 Washington at Arizona, 3 p.m. MT\* (FSN)

**Thursday, February 23**

Arizona at USC, 7 p.m. PT\*  
 Arizona State at UCLA, 7 p.m. PT\*  
 Utah at California, 7 p.m. PT\*  
 Colorado at Stanford, 7 p.m. PT\*

**Saturday, February 25**

Arizona at UCLA, 2 p.m. PT\*  
 Arizona State at USC, 2 p.m. PT\*  
 Colorado at California, 2 p.m. PT\*  
 Oregon State at Oregon, 2 p.m. PT\*  
 Utah at Stanford, 2 p.m. PT\*

**Sunday, February 26**

Washington State at Washington, 12 p.m. PT\* (FSN)

**Wednesday, February 29**

Seattle at Stanford, 7 p.m. PT

**MARCH**

**Thursday, March 1**

Oregon at Colorado, 6:30 p.m. MT\* (ROOT)  
 Oregon State at Utah, 7 p.m. MT\*  
 USC at Washington, 7 p.m. PT\*  
 UCLA at Washington State, 7 p.m. PT\*

**Saturday, March 3**

Arizona State at Arizona, 2 p.m. MT\*  
 Oregon State at Colorado, 4 p.m. MT\*  
 Oregon at Utah, 3 p.m. MT\*  
 UCLA at Washington, 2 p.m. PT\*  
 USC at Washington State, 1 p.m. PT\*

**Sunday, March 4**

Stanford at California, 6 p.m. PT\* (FSN)

**2012 PAC-12 WOMEN'S BASKETBALL TOURNAMENT**

Wednesday-Saturday, March 7-10

Galen Center/STAPLES Center • Los Angeles

**Wednesday, March 7 • Galen Center**

Game 1: #8 Seed vs. #9 Seed, 12 p.m. PT  
 Game 2: #5 Seed vs. #12 Seed, 2:15 p.m. PT  
 Game 3: #7 Seed vs. #10 Seed, 5 p.m. PT  
 Game 4: #6 Seed vs. #11 Seed, 7:15 p.m. PT

**Thursday, March 8 • Galen Center**

Game 5: Gm 1 Winner vs. #1 Seed, 12 p.m. PT  
 Game 6: Gm 2 Winner vs. #4 Seed, 2:15 p.m.  
 Game 7: Gm 3 Winner vs. #2 Seed, 5 p.m. PT  
 Game 8: Gm 4 Winner vs. #3 Seed, 7:15 p.m. PT

**Friday, March 9 • STAPLES Center**

Game 9: Semifinal #1, 12 p.m. PT (FSN)  
 Game 10: Semifinal #2, 2:30 p.m. PT (FSN)

**Saturday, March 10 • STAPLES Center**

Game 11: Championship Game, 11:30 a.m. (FSN)  
*Championship game televised live on Fox Sports Net.*

\* indicates Pac-12 Conference game

## PAC-12 WOMEN'S BASKETBALL TELEVISION SCHEDULE

Day	Date	Time (PST)	Games	Network
Tuesday	December 20, 2011	7 p.m.	Tennessee at Stanford	FSN
Saturday	December 31, 2011	11 a.m.	Arizona at Arizona State	FSN
Saturday	January 7, 2012	3 p.m.	UCLA at Arizona State	FSN
Sunday	January 22, 2012	1:30 p.m.	Colorado at Arizona	FSN
Sunday	January 22, 2012	3:30 p.m.	Washington State at California	FSN
Saturday	January 28, 2012	4 p.m.	Oregon at Oregon State	FSN
Sunday	January 29, 2012	1 p.m.	UCLA at Colorado	FSN
Thursday	February 2, 2012	6 p.m.	Stanford at Arizona State	FSN
Sunday	February 5, 2012	1 p.m.	Washington at USC	FSN
Thursday	February 9, 2012	6 p.m.	USC at Stanford	FSN
Saturday	February 11, 2012	8 p.m.	Wildcard Selection	FSN
Arizona at Utah OR Arizona State at Colorado OR USC at California OR Oregon State at Washington OR Oregon at Washington State				
Sunday	February 12, 2012	12 p.m.	UCLA at Stanford	FSN
Sunday	February 19, 2012	12 p.m.	UCLA at USC	FSN
Sunday	February 19, 2012	2 p.m.	Washington at Arizona	FSN
Sunday	February 26, 2012	12 p.m.	Washington State at Washington	FSN
Sunday	March 4, 2012	6 p.m.	Stanford at California	FSN

### 2012 PAC-12 WOMEN'S BASKETBALL TOURNAMENT

Friday	March 9, 2012	12 p.m.	Semifinal #1	FSN
Friday	March 9, 2012	2:30 p.m.	Semifinal #2	FSN
Saturday	March 10, 2012	11:30 a.m.	Championship Game	FSN

#### Additional Game from Big 12 Package:

Saturday	December 18, 2011	12 p.m.	USC at Texas A&M	FSN
----------	-------------------	---------	------------------	-----

\* Additional regional and local television appearances will be announced at a later date.



## PACIFIC LIFE PAC-12 BASKETBALL TOURNAMENT

**MARCH 7-10, 2012 • GALEN CENTER/STAPLES CENTER  
LOS ANGELES, CALIF.**

The 11th-annual Pacific Life Pac-12 Women's Basketball Tournament heads back to Los Angeles for the fourth-straight year. The men's and women's tournaments have been combined, once again, with the first two rounds of the women's event taking place at Galen Center on March 7 and 8. The women head over to STAPLES Center, which has been the home of the men's tournament for 10 years, to see the new Pac-12 Champion crowned. The combination of the tournament will create a fan-friendly, festival-like atmosphere for all to enjoy.

The Pac-12 Women's Basketball Tournament made its debut in 2002 and was held on the University of Oregon campus in Eugene, Ore. The Conference's premier women's sporting event then moved to HP Pavilion at San Jose for a six-year run (2003-08). The winner of the 12-team tournament receives the league's automatic bid to the NCAA Division I Women's Basketball Championship. The tournament seeding and Conference Champion are determined by the 18-game regular-season Pac-12 schedule.

#### WEDNESDAY, MARCH 7 - FIRST ROUND (GALEN CENTER)

Game 1: #8 Seed vs. #9 Seed, 12 p.m. PT  
 Game 2: #5 Seed vs. #12 Seed, 2:15 p.m. PT  
 Game 3: #7 Seed vs. #10 Seed, 5 p.m. PT  
 Game 4: #6 Seed vs. #11 Seed, 7:15 p.m. PT

#### THURSDAY, MARCH 8 - QUARTERFINALS (GALEN CENTER)

Game 5: Gm 1 Winner vs. #1 Seed, 12 p.m. PT  
 Game 6: Gm 2 Winner vs. #4 Seed, 2:15 p.m.  
 Game 7: Gm 3 Winner vs. #2 Seed, 5 p.m. PT  
 Game 8: Gm 4 Winner vs. #3 Seed, 7:15 p.m. PT

#### FRIDAY, MARCH 9 - SEMIFINALS (STAPLES CENTER)

Game 9: Semifinal #1, 12 p.m. PT (FSN)  
 Game 10: Semifinal #2, 2:30 p.m. PT (FSN)

#### SUNDAY, MARCH 10 - CHAMPIONSHIP (STAPLES CENTER)

Game 11: Championship Game, 11:30 a.m. (FSN)

- Semifinals and Championship Game televised live by Fox Sports Net.
- All times are Pacific and subject to change





Even in its infancy, the Pac-12 Conference played a significant role in the development of women's basketball. On April 4, 1896, California and Stanford squared off at the Page Street Armory in San Francisco in the first women's intercollegiate game in the nation. And two weeks later, the University of Washington hosted Ellensburg State in Seattle.

While progress slowed through much of the first half of the century, women's basketball pioneer Carol Eckman changed the game's history by engineering the first official women's tournament in 1969. In 1972, the tournament expanded into the Association for Intercollegiate Athletics for Women (IAIW). At that point, women's basketball was off and running.

In 1978, just six seasons after the advent of the IAIW, UCLA was the first league squad to represent the Conference with a national title. The Bruins accomplished the feat at Pauley Pavilion on the UCLA campus in front of an IAIW record crowd of 9,351. However, UCLA was not the last Conference team to win a national crown.

The 1981-82 season marked the first year that women's basketball began competing in the NCAA with the advent of the NCAA Division I Women's Basketball Championship, implementing a 32-game field which, with the increasing popularity of the sport, first expanded to 48 teams and has grown to 64 teams after a second expansion in 1994.



Former USC players Cheryl Miller and Lisa Leslie are two of the most decorated players in the history of women's basketball.

League play began in 1986-87, the first year the Pac-10 Conference began sponsoring women's sports, combining the NorPac Conference (California, Oregon, Oregon State, Washington and Washington State) with the Western Collegiate Athletic Association (Arizona, Arizona State, Stanford, UCLA and USC).

The Conference quickly established a reputation as one of the strongest women's basketball leagues in the nation, with solid teams across the board. The Pac-10 sent at least four teams to the NCAA Tournament nine times in the decade of the '90s, and every Conference member made a trip to the Big Dance during that decade. In the new millennium, the story has proved much the same. Seven different Conference teams have advanced to the NCAA Tournament in the last six seasons.

Stanford head coach Tara VanDerveer took the Pac-10 Conference to new heights by winning a pair of NCAA titles in the 1990s. National Player of the Year Jennifer Azzi led the Cardinal to its first title in 1990, while Val Whiting guided the Cardinal to its second national championship in 1992. All told, Stanford made six trips to the NCAA Final Four in a seven-year span of the '90s.

Since the beginnings of the IAIW, the Conference's most significant contribution to the success and development of women's basketball has been its legendary players.

Names like Ann Meyers, Cheryl Miller, Cherrie Nelson, Denise Curry, the McGee Sisters, Azzi, Sonja Henning, Whiting, Natalie Williams, Lisa Leslie, Kate Starbird, Tina Thompson, Nicole Powell and Candice Wiggins are just a few of the Pac-10 stars who have written a chapter in women's basketball at both the national and Conference level.

The first of this elite group to bring the women's game into the national spotlight was Meyers, the first four-time All-American. Meyers led the UCLA Bruins to the 1978 IAIW Championship under the direction of then-first year head coach Billie Moore. Curry, also a member of the 1978 title team, earned All-America honors three times and still stands as UCLA's all-time leading scorer, male or female. After 16 seasons, Moore ended her stint as the Bruins' mentor with a 423-182 career coaching record, with 296 of her victories coming at UCLA.

Miller led USC to consecutive titles in 1983 and 1984 and rewrote the school's record books. A four-time All-American, Miller won the Naismith Award three times, an amazing feat considering the honor is the equivalent of college football's Heisman Trophy. Miller was also selected to the "1980s NCAA Team of the Decade" as voted by a panel of media and coaches.

In 1999, Kodak named its Silver Anniversary Team, honoring the top-10 Division I players of all-time, and Meyers and Miller were two of the 10 athletes honored.

Only 18 women have ever been inducted into the Naismith Memorial Hall of Fame in Springfield, Mo., and five of those outstanding individuals hail from the Pac-12: Meyers (1993), Miller (1995), Curry (1997), Moore (1999) and legendary head coach Tara VanDerveer (2011).

The Women's Basketball Hall of Fame in Nashville, Tenn., announced its inaugural class of 25 inductees in 1998, honoring legends from the 107-year history of the women's game. Moore, Meyers, Curry and Miller were inducted in the initial year. VanDerveer and former USC and California Coach Marianne Stanley joined the ranks in 2002, while former Oregon player and former Ducks head coach Bev Smith was inducted with the Class of 2004.



Former UCLA star Ann Meyers was the first-ever four-time All-American and led the Bruins to the 1978 IAIW National title.

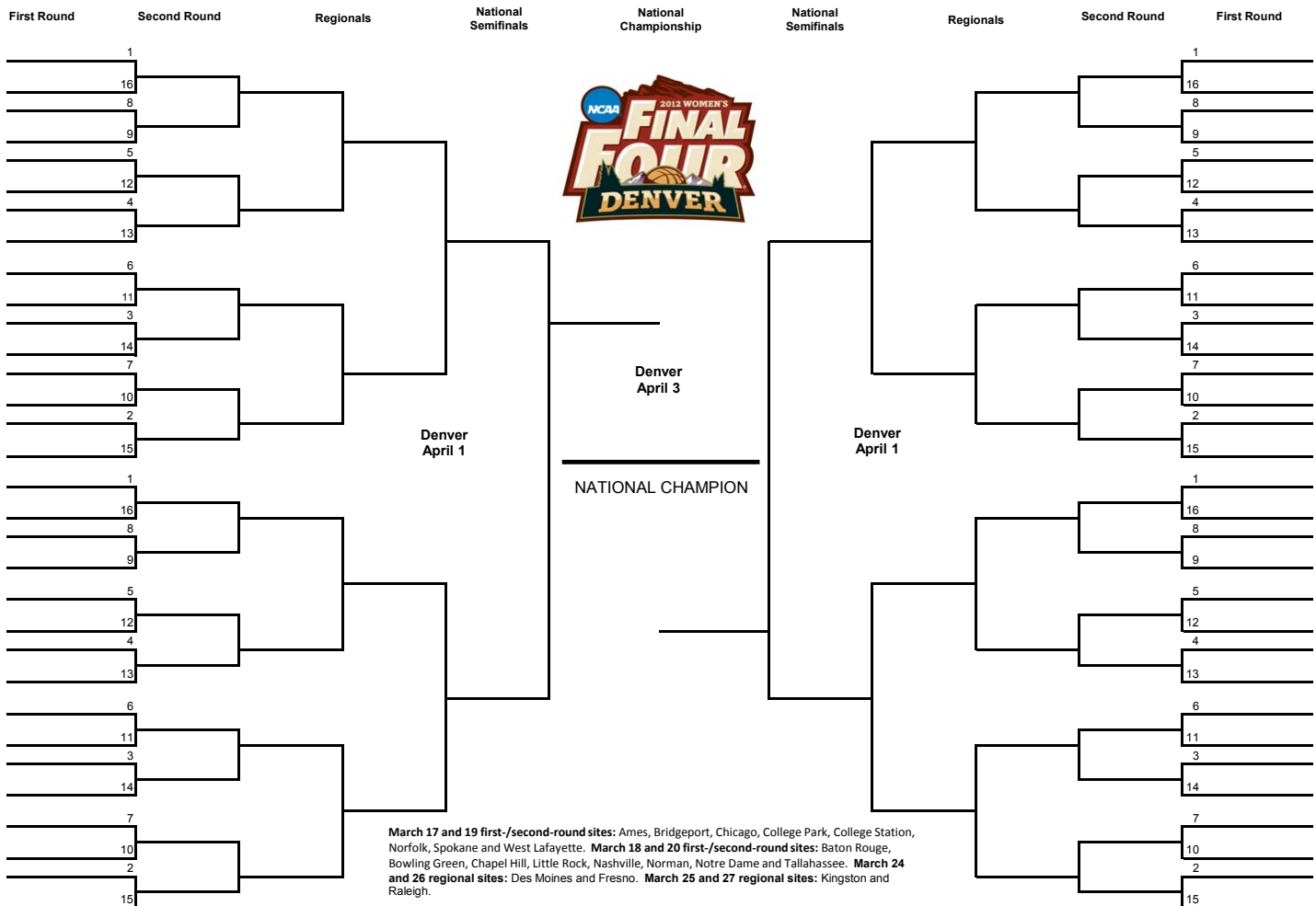
On the national level, women's basketball has made tremendous strides in both popularity and attendance. The 2008 Olympic Team won its fourth-straight gold medal as Leslie became just the second basketball player ever to win four gold medals (Teresa Edwards, U.S.). Leslie was joined by former Pac-10-great Thompson on the 2008 national team.

Many outstanding Pac-12 women's basketball players have gone on to success at the professional level, as 13 former Pac-12 stars are currently playing or coaching in the WNBA. Headlining that prestigious list of athletes who have played in the WNBA is Leslie, a five-time All-WNBA first team honoree and the 2002 WNBA Finals MVP. The first player to be placed on a team when the league began, Leslie became the first WNBA player to amass 5,000 career points and recorded the first dunk in league history during the 2002 campaign. She guided the Los Angeles Sparks to back-to-back league titles in 2001 and 2002. Fellow USC alumnae Thompson and retired WNBA star Cynthia Cooper helped guide the Houston Comets to four straight WNBA titles in 1997-2000. In August 2003, Thompson became just the second WNBA player to amass 4,000 points, following in Leslie's footsteps. Regarded throughout the league as the face of the WNBA and the most dominant player in the sport, Leslie announced her retirement in 2009, concluding a career that spanned 15 years.

The newest chapter in Conference women's basketball history has seen the league expand to include Colorado and Utah and the addition of a postseason tournament in 2002. An inaugural Pac-10 Women's Basketball Tournament was held Mar. 1-4, 2002, at storied McArthur Court on the University of Oregon campus. The Arizona State Sun Devils defeated the Stanford Cardinal in the championship game, capturing the Conference's first tournament trophy. Beginning in 2003, the tournament moved to the Northern California Bay Area and HP Pavilion at San Jose for a six-year run (2003-08), which saw UCLA and the Cardinal capture titles. In 2009, the tournament moved to the Galen Center in downtown Los Angeles and it proved to be another exciting chapter in the event. The tournament was combined with the men's tournament in 2010 and, for the first time ever, the semifinals and championship games were played at the STAPLES Center.



## 2012 NCAA<sup>®</sup> Division I Women's BASKETBALL CHAMPIONSHIP



© 2011 National Collegiate Athletic Association. No commercial use without the NCAA's written permission. The NCAA opposes all sports wagering. This bracket should not be used for sweepstakes, contests, office pools or other gambling activities.

### FIRST ROUND & SECOND ROUNDS

#### Saturday & Monday, March 17 & 19:

Hilton Coliseum, Ames, Iowa  
(Iowa State University, host)

Arena at Harbor Yard, Bridgeport, Conn.  
(Fairfield University, host)

Allstate Arena, Chicago, Ill.  
(DePaul University, host)

Comcast Center, College Park, Md.  
(University of Maryland, host)

Reed Arena, College Station, Texas  
(Texas A&M University, host)

Ted Constant Center, Norfolk, Va.  
(Old Dominion University, host)

McCarthy Athletic Center, Spokane, Wash.  
(Gonzaga University, host)

Mackey Arena, West Lafayette, Ind.  
(Purdue University, host)

### REGIONALS

#### Saturday & Monday, March 24 & 26:

Wells Fargo Arena, Des Moines, Iowa  
University of Northern Iowa, host

SaveMart Center, Fresno, Calif.  
Cal State University, Fresno, host

#### Sunday & Tuesday, March 25 & 27:

The Ryan Center, Kingston, R.I.  
University of Rhode Island, host

RBC Center, Raleigh, N.C.  
NC State University, host

### FINAL FOUR

#### Sunday & Tuesday, April 1 & 3:

Pepsi Center, Denver, Colo.  
Mountain West Conference, host

### Future Final Four Sites

- 2013 New Orleans Arena, New Orleans (April 7 & 9)
- 2014 Bridgestone Arena, Nashville (April 6 & 8)
- 2015 St. Pete Times Forum, Tampa Bay (April 5 & 7)
- 2016 Indianapolis, Ind. (April 3 & 5)





# Basketball.

At 76<sup>®</sup> gas, we support those who strive to be the best at what they do. That's because we strive every day to create the best TOP TIER Detergent Gasoline we can, gas that helps provide extended mileage, lower emissions and a cleaner performing engine. It's not quite as exciting as getting a triple-double, but we think it's important.

We're on the driver's side







### QUICK FACTS

**Location** ..... Tucson, Ariz.  
**Founded** ..... 1885  
**Enrollment** ..... 38,000  
**Colors** ..... Cardinal & Navy  
**Home Court** ..... McKale Center (14,545)  
**Press Row Phone** ..... (520) 621-5291  
**President** ..... Dr. Eugene G. Sander  
**Faculty Representative** ..... Jory Hancock  
**Athletics Director** ..... Greg Byrne  
**Deputy Dir./SWA** ..... Rocky LaRose  
**Head Coach** ..... Niya Butts  
**Sports Info. Dir.** ..... Tom Duddleston, Jr.  
**Asst. Dir./WBB SID** ..... Molly O'Mara  
**Office/Fax** ..... (520) 621-4283/621-2681  
**Cell** ..... (520) 444-1068  
**Email** ..... momara@arizona.edu  
**Website** ..... www.arizonawildcats.com

### YEAR-BY-YEAR RECORD

(since 1981-82)

Year	Conf.	Place	Overall	Postseason
81-82	0-12	7	10-21	
82-83	2-12	T7	10-17	
83-84	1-13	T7	8-20	
84-85	1-13	8	7-21	
85-86	4-4	T2	19-9	
86-87	4-14	T8	11-18	
87-88	2-16	10	5-23	
88-89	6-12	T8	5-23	
89-90	5-13	T8	12-17	
90-91	1-17	10	6-25	
91-92	3-15	10	9-19	
92-93	7-11	8	13-14	
93-94	8-10	7	15-12	
94-95	6-12	7	11-19	
95-96	10-8	T3	22-8	WNIT Champs
96-97	12-6	T4	23-8	NCAA 2nd
97-98	14-4	T2	23-7	NCAA S16
98-99	12-6	4	18-11	NCAA 2nd
99-00	13-5	T2	25-7	NCAA 2nd
00-01	9-9	5	20-12	WNIT 2nd
01-02	10-8	T6	14-14	
02-03	13-5	T2	22-9	NCAA 1st
03-04	14-4	T1	24-9	NCAA 1st
04-05	11-7	5	20-12	NCAA 2nd
05-06	3-15	9	8-22	
06-07	4-14	T8	11-21	
07-08	4-14	T8	10-20	
08-09	4-14	T8	12-19	
09-10	6-12	8	14-17	
10-11	10-8	T4	21-12	WNIT 1st

WCAA member from 1979-1985  
 Pac-West Conference member in 1985-1986  
 Pac-10 Conference member from 1986-2011

## 2011-12 ARIZONA ROSTER

No.	Name	Pos.	Ht.	Yr.	Exp.	Hometown/High School (Last School)
0	Davellyn Whyte	G	5-11	Jr.	2L	Phoenix, Ariz./St. Mary's HS
1	Candice Warthen	G	5-5	So.	1L	Warrenton, Ga./Warren County HS
2	Layana White	G	5-8	Fr.	HS	Lancaster, Calif./Bellerme Jefferson HS
3	Shanita Arnold	G	5-5	Sr.	1L	Fort Smith, Ark./Northside HS (Arkansas)
15	Cheshi Poston	F	6-2	Jr.	TR	Chicago, Ill./Simeon HS (John L. Logan College)
20	Cheylene Harper	F	6-2	Jr.	TR	Asheville, N.C./Leavenworth (Kan.) HS (Jefferson College)
21	Erin Butler	G	5-10	Fr.	HS	Mission Viejo, Calif./Mission Viejo HS
23	Erica Barnes	F	6-2	So.	1L	Sacramento, Calif./Richmond HS
25	Reiko Thomas	G	5-8	Sr.	3L	Harbor City, Calif./Narbonne HS
31	Lindsey Fearing	G	5-8	Jr.	TR	Cheyenne, Wyo./Central HS (Casper College)
44	Aley Rohde	C	6-5	Fr.	HS	Cave Creek, Ariz./Pinnacle HS

**Head Coach:** Niya Butts (Tennessee, 2000), 4th year  
**Assistant Coach:** Sue Darling (Arizona, 1983), 4th year  
**Assistant Coach:** Brandy Manning (Clark Atlanta, 2002), 4th year  
**Assistant Coach:** E.C. Hill (Northern Illinois, 1995), 1st year

**Letterwinners R/L:** 5/5  
**Starters returning in bold**



### NIYA BUTTS

**Head Coach • 4th Year at Arizona**  
**Alma Mater: Tennessee, 2000**  
**47-48 (.495) at Arizona • Overall: 47-48 (.495, 3 Years)**

The eighth head coach in Arizona history, Butts enters her fourth season at Arizona ... one of the most sought-after young coaches in the country ... prior to landing in Tucson, spent five seasons at Kentucky, the last as an associate head coach ... also spent time at Michigan State and Tennessee Tech ... a four-year letterwinner at Tennessee, winning a national championship in 1997 and 1998.

## TEAM OUTLOOK

- Head coach **Niya Butts** returns five letterwinners from last year's squad that won 21 games and participated in postseason play for the first time since 2005. The Wildcats posted their first winning record since the 2005 team went 20-12 and advanced to the second round of the NCAA Tournament.
- Butts and the Wildcats look to draw on the momentum from last season, when they won eight of their last 11 contests and got a win against rival Arizona State for the first time since Jan. 26, 2005. A fourth-place conference finish was Arizona's highest since capturing the league crown in 2004.
- Arizona has two returning starters in JR G **Davellyn Whyte** and SR G **Shanita Arnold**. Whyte earned All-Pac-10 honors for the second-straight season after averaging 15.8 points, 4.6 rebounds and 2.9 assists per game in 2010-11. She scored at least seven points in every game during the season and recorded double-digit figures in 29 contests.
- In her first season with the Wildcats after transferring from Arkansas, Arnold led the Pac-10 in assists for much of the year and finished ranked second with 4.88 assists per game.
- Arizona welcomes a newcomer class of three freshmen and three transfers to Tucson in 2011-12. JR F **Cheshi Poston** averaged 12.8 points and 11.5 rebounds per game for John A. Logan College in Carterville, Ill. Poston earned NJCAA All-America honors as the Lady Vols earned their first trip to the NJCAA Tournament in 10 years.

### Butts' Record

Year	School	Overall	Conf.	Place/Conf
08-09	ARIZ	12-19	4-14	T8/Pac-10
09-10	ARIZ	14-17	6-12	8/Pac-10
10-11	ARIZ	21-12	10-8	T4/Pac-10
<b>ARIZ Total (3 yrs)</b>		<b>47-48</b>	<b>20-34</b>	
<b>Career Total (3 yrs)</b>		<b>47-48</b>	<b>20-34</b>	

## 2010-11 ARIZONA STATISTICS

Overall: 21-12, Pac-10: 10-8/T4th • Home: 11-3 • Away: 7-7 • Neutral: 3-2

#	PLAYER	G-GS	MIN-AVG	FG-FGA	FG%	3P-ATT	3P%	FT-FTA	FT%	OFF	DEF	TOT	AVG	PF-D	AST	TO	BLK	STL	PTS-AVG
00	Whyte, Davellyn	33-33	1046-31.7	173-440	.393	66-212	.311	111-147	.755	37	115	152	4.6	69-0	97	110	9	64	523-15.8
	Conference-Only	18-18	585-32.5	87-245	.355	35-117	.299	61-79	.772	26	61	87	4.8	38-0	61	60	6	29	270-15.0
3	Ibekwe, Ify	32-31	976-30.5	184-385	.478	28-66	.424	118-168	.702	84	230	314	9.8	85-4	60	115	47	73	514-16.1
	Conference-Only	18-17	585-32.5	110-231	.476	23-47	.489	58-86	.674	45	135	180	10.0	43-2	31	69	27	47	301-16.7
5	Arnold, Shanita	33-33	1044-31.6	86-229	.376	25-82	.305	34-46	.739	16	51	67	2.0	71-1	161	108	2	47	231-7.0
	Conference-Only	18-18	592-32.9	57-142	.401	16-52	.308	20-26	.769	8	23	31	1.7	39-1	78	56	1	26	150-8.3
12	Jackson, Brooke	33-16	715-21.7	81-192	.422	46-125	.368	34-48	.708	19	65	84	2.5	40-1	35	30	8	22	242-7.3
	Conference-Only	18-4	355-19.7	39-93	.419	21-62	.339	20-26	.769	7	28	35	1.9	12-0	14	13	0	9	119-6.6
13	Dickey, Tasha	21-0	154-7.3	15-48	.313	0-7	.000	10-15	.667	11	12	23	1.1	22-0	4	10	4	6	40-1.9
	Conference-Only	11-0	55-5.0	5-22	.227	0-3	.000	8-9	.889	9	2	11	1.0	10-0	1	3	1	2	18-1.6
23	Barnes, Erica	28-3	425-15.2	75-131	.573	0-0	.000	15-35	.429	48	66	114	4.1	35-0	12	38	8	11	165-5.9
	Conference-Only	13-2	169-13.0	27-42	.643	0-0	.000	3-5	.600	11	14	25	1.9	16-0	2	14	5	2	57-4.4
24	Warthen, Candice	32-7	565-17.7	58-163	.356	11-37	.297	14-31	.452	13	61	74	2.3	17-0	42	39	4	15	141-4.4
	Conference-Only	17-7	283-16.6	19-70	.271	5-16	.313	2-2	1.000	5	26	31	1.8	6-0	23	20	3	5	45-2.6
25	Thomas, Reiko	25-10	435-17.4	31-79	.392	4-17	.235	27-36	.750	26	33	59	2.4	28-0	33	21	0	14	93-3.7
	Conference-Only	17-7	290-17.1	22-53	.415	3-12	.250	14-19	.737	17	19	36	2.1	20-0	18	13	0	9	61-3.6
42	Pierson, Amanda	21-0	199-9.5	12-22	.545	0-0	.000	7-13	.538	10	25	35	1.7	27-1	4	13	15	2	31-1.5
	Conference-Only	11-0	99-9.0	6-10	.600	0-0	.000	3-6	.500	3	11	14	1.3	14-0	1	7	8	0	15-1.4
53	Lucet, Soana	32-32	912-28.5	164-331	.495	10-31	.323	74-109	.679	66	110	176	5.5	101-2	38	70	13	37	412-12.9
	Conference-Only	17-17	473-27.8	69-151	.457	0-9	.000	30-44	.682	31	53	84	4.9	58-1	13	34	6	20	168-9.9
	TEAM									82	76	158	4.8	1					
	Total	33		896-2062	.435	193-588	.328	448-659	.680	423	860	1283	38.9	518-9	490	575	111	296	2433-73.7
	Conference-Only	18		453-1087	.417	105-325	.323	220-308	.714	207	430	637	35.4	275-4	243	301	58	153	1231-68.4
	Opponents	33		874-2120	.412	201-572	.351	377-562	.671	469	866	1335	40.5	601-0	474	606	111	279	2326-70.5
	Conference-Only	18		480-1130	.425	116-305	.380	203-294	.690	262	483	745	41.4	302-5	269	312	70	160	1279-71.1

### 2011-12 SCHEDULE

Fri.....	N11	at Georgia Southern	5 p.m. ET
Sat.....	N13	at Georgia State	4 p.m. ET
Thur.....	N17	Wichita State	7 p.m. MT
Mon.....	N21	at New Mexico State	7 p.m. MT
Mon.....	N28	North Texas	11 a.m. MT
Thur.-Sat....	D1-3	Hukilau Invitational, <i>Laie, Hawaii</i>	
Thur.....	D1	vs. BYU	3 p.m. HT
Fri.....	D2	vs. Syracuse	3 p.m. HT
Sat.....	D3	at BYU-Hawaii	3 p.m. HT
Sun.....	D11	Long Beach State	1 p.m. MT
Sun.....	D18	at Arkansas-Pine Bluff	1 p.m. CT
Wed.....	D21	New Mexico	5 p.m. MT
Wed.....	D28	UNLV	7 p.m. MT
Sat.....	D31	at Arizona State * (FSN)	12 p.m. MT
Thur.....	J5	UCLA *	7 p.m. MT
Sat.....	J7	USC *	2 p.m. MT
Thur.....	J12	at Oregon *	7 p.m. PT
Sat.....	J14	at Oregon State *	2 p.m. PT
Thur.....	J19	Utah *	7 p.m. MT
Sun.....	J22	Colorado * (FSN)	2:30 p.m. MT
Thur.....	J26	at Washington *	7 p.m. PT
Sat.....	J28	at Washington State *	2 p.m. PT
Thur.....	F2	California *	7 p.m. MT
Sat.....	F4	Stanford *	2 p.m. MT
Thur.....	F9	at Colorado *	7 p.m. MT
Sat.....	F11	at Utah *	2 p.m. MT
Thur.....	F16	Washington State *	7 p.m. MT
Sun.....	F19	Washington * (FSN)	3 p.m. MT
Thur.....	F23	at USC *	7 p.m. MT
Sat.....	F25	at UCLA *	2 p.m. MT
Sat.....	M3	Arizona State *	2 p.m. MT
Wed.-Sat....	M7-10	Pac-12 Tournament	

\* Pac-12 Conference game.  
All times local to site & subject to change.

### SERIES

Arkansas-Pine Bluff	1-0
BYU	5-5
BYU-Hawaii	First Mtg
Georgia Southern	First Mtg
Georgia State	First Mtg
Long Beach State	5-14
New Mexico	11-9
New Mexico State	13-11
North Texas	1-0
Syracuse	First Mtg
UNLV	3-3
Wichita State	1-1
Arizona State	31-49
California	29-23
Colorado	3-6
Oregon	25-29
Oregon State	30-26
Stanford	12-56
UCLA	19-46
USC	20-48
Utah	2-10
Washington	20-32
Washington State	31-21

### HISTORY

All-Time Record	.. 332-272
First Year	..... 1972-73
Pac-10 Record	.... 191-259
Pac-10 Tournament	10-10
NCAA Record	..... 6-7
WNIT Record	..... 4-2

### 2010-11 RESULTS

Date	Opponent	Score	Hi Points	Hi Reb
11/12	at Wichita State	WOT, 81-72	(16)Barnes (16)Whyte/(16)Arnold	(14)Barnes (14)Arnold
11/15	Northern Arizona	W, 71-49	(15)Lucet	(13)Warthen
11/18	at Ole Miss	W, 72-70	(24)Ibekwe	(17)Ibekwe
11/22	Arkansas-Pine Bluff	W, 93-54	(15)Warthen	(9)Ibekwe
11/26	vs Texas A&M	L, 78-87	(16)Whyte	(8)Ibekwe
11/27	vs Bradley	W, 82-59	(21)Ibekwe	(10)Barnes
12/2	at Nevada	L, 75-79	(29)Ibekwe	(9)Ibekwe
12/7	at New Mexico	W, 84-60	(24)Whyte	(12)Barnes
12/19	New Mexico State	W, 71-59	(15)Lucet	(14)Ibekwe
12/21	North Texas	W, 88-73	(22)Whyte	(10)Ibekwe
12/28	Iona	W, 79-32	(14)Ibekwe	(8)Ibekwe
12/31	Oregon	W, 109-94	(25)Arnold	(14)Ibekwe
1/2	Oregon State	W, 67-65	(17)Arnold	(10)Ibekwe
1/6	at Stanford	L, 54-87	(13)Arnold	(8)Ibekwe
1/8	at California	L, 60-80	(23)Whyte	(15)Ibekwe
1/16	at Arizona State	L, 43-75	(13)Whyte	(6)Barnes
1/20	Washington	W, 61-58	(15)Whyte	(5)Lucet
1/22	Washington State	W, 64-58	(18)Ibekwe	(12)Ibekwe
1/27	at USC	L, 72-81	(20)Whyte	(10)Ibekwe
1/29	at UCLA	L, 60-70	(18)Ibekwe	(8)Lucet
2/3	California	L, 63-73	(21)Whyte	(11)Ibekwe
2/5	Stanford	L, 61-91	(19)Ibekwe	(9)Thomas
2/13	Arizona State	W, 73-61	(22)Ibekwe	(22)Ibekwe
2/17	at Washington State	W, 78-61	(23)Ibekwe	(13)Ibekwe
2/19	at Washington	W, 74-66	(24)Ibekwe	(6)Ibekwe
2/24	UCLA	L, 70-74	(16)Whyte	(7)Lucet
2/26	USC	W, 84-74	(19)Whyte	(8)Lucet
3/03	at Oregon State	W, 50-46	(16)Whyte	(16)Ibekwe
3/05	at Oregon	W, 88-65	(31)Ibekwe	(15)Ibekwe
3/09	vs Oregon <sup>P10</sup>	W, 90-89	(23)Lucet (23)Whyte	(15)Ibekwe
3/10	vs USC <sup>P10</sup>	W, 72-61	(24)Whyte	(11)Ibekwe
3/11	vs Stanford <sup>P10</sup>	L, 71-100	(17)Lucet	(6)Barnes
3/17	at Utah State <sup>WNIT</sup>	L, 96-103	(35)Lucet	(11)Lucet

P10 indicates Pac-10 Tournament game; WNIT indicates WNIT game.



**BRANDON**



**ANDERS**



**MANN**

## 2011-12 ARIZONA STATE ROSTER

No.	Name	Pos.	Ht.	Yr.	Exp.	Hometown/High School (Last School)
0	Olivia Major	G	5-7	Sr.	1V	Phoenix, Ariz./Phoenix Washington HS (Central Arizona CC)
2	Micaela Pickens	G	5-8	Jr.	TR	Long Beach, Calif./Cabrillo HS (Cypress College)
3	Joy Burke	F/C	6-5	Jr.	2V	Tempe, Ariz./Marcos de Niza HS
4	Haley Parsons	G	5-5	RS Jr.	2V	Tucson, Ariz./Marana HS
5	<b>Deja Mann</b>	G	5-7	Jr.	2V	Merced, Calif./Merced HS
10	Promise Amukamara	G	5-8	Fr.	HS	Glendale, Ariz./Apollo HS
11	Kali Bennett	F/C	6-5	RS Sr.	2V	Ventura, Calif./Ventura HS (Washington)
12	Alex Earl	G	5-10	Sr.	3V	Beaverton, Ore./Southridge HS
14	Adrienne Thomas	G	5-9	So.	1V	Fontana, Calif./Summit HS
22	Janae Fulcher	F	6-3	RS Jr.	2V	La Jolla, Calif./Country Day
25	<b>Kimberly Brandon</b>	G/F	6-2	Sr.	3V	Chatsworth, Calif./Chatsworth HS
32	Jada Blackwell	F	6-1	Fr.	HS	Etiwanda, Calif./Etiwanda HS
43	Eliza Normen	G	6-0	Fr.	HS	Louisville, Colo./Monarch HS

**Interim Head Coach:** Joseph Anders (Ark.-Monticello, 1980), 1st year  
**Associate Head Coach:** Meg Sanders (Cal State Fullerton, 1985), 9th year  
**Assistant Coach:** Amy Wright (Arkansas, 2002), 1st year  
**Assistant Coach:** Chris Mennig (Bryant, 1996), 1st year

**Letterwinners R/L: 9/5**  
**Starters returning in bold**



### JOSEPH ANDERS

**Interim Head Coach • 1st Year at Arizona State (11th Overall)**  
**Alma Mater: Arkansas-Monticello, 1980**  
**0-0 (.000) at Arizona State • Overall: 75-86 (.466, 6 Years\*)**  
**\*6 years men's collegiate**

A coaching veteran of more than 25 years, Anders will serve as interim head coach after 10 seasons as an assistant for the Sun Devils ... Has been on the bench for seven of the eight NCAA Tournament appearances during Charlie Turner Thorne's tenure ... Spent six years at the helm of the Sacramento State men's program, guiding the program from Division II to Division I ... Coaching stops include Northern Arizona, Mississippi State, New Mexico State and East Carolina.

## TEAM OUTLOOK

- As Charli Turner Thorne takes a leave of absence for the 2011-12 season, **Joseph Anders** will direct the Sun Devils after a decade of providing leadership as an associate head coach.
- Anders has nine upperclasswomen on his roster, including SR G/F **Kimberly Brandon**, ASU's top returning scorer. After averaging 1.9 points as a freshman and 4.0 points as a sophomore, Brandon had a breakout season in 2010-11, earning honorable mention All-Pac-10 recognition after averaging 9.5 points and 6.5 rebounds per game.
- JR G **Deja Mann** played in all 31 games last season, with her 14 starts coming in the final 14 games. Mann finished the season with 4.0 points per game and shooting 87-percent from the line.
- ASU's newcomers include FR G **Eliza Normen**, a WBCA High School All-American and JR G **Micaela Pickens**, who was named to the Junior College State Farm Coaches' All-America Team last season.
- The Sun Devils have advanced to postseason play for 12-consecutive years while also winning at least 18 games in each of the last seven years. ASU made its sixth NCAA Tournament appearance in seven years and 11th overall in 2011 after a one-year hiatus.

## QUICK FACTS

<b>Location</b> .....	Tempe, Ariz.
<b>Founded</b> .....	1885
<b>Enrollment</b> .....	67,082
<b>Colors</b> .....	Maroon & Gold
<b>Home Court</b> .....	Wells Fargo Arena (10,734)
<b>Press Row Phone</b> .....	(480) 965-7274
<b>President</b> .....	Dr. Michael Crow
<b>Faculty Representative</b> .....	Gary Grossman
<b>Athletics Director</b> .....	Lisa Love
<b>Chief Operating Office</b> .....	Steve Patterson
<b>Associate AD/SWA</b> .....	Dawn Rogers
<b>Interim Head Coach</b> .....	Joseph Anders
<b>Sports Information Dir.</b> .....	Mark Brand
<b>Assoc. Dir./WBB SID</b> .....	Steve Rodriguez
<b>Office/Fax</b> .....	(480) 965-9780/965-5408
<b>Cell</b> .....	(480) 254-2489
<b>Email</b> .....	steve.rodriguez@asu.edu
<b>Website</b> .....	www.thesundevils.com

## YEAR-BY-YEAR RECORD

Year	Conf.	(since 1981-82)		Postseason
		Place	Overall	
81-82	8-4	3	25-7	NCAA S16
82-83	9-5	3	23-7	NCAA S16
83-84	6-8	5	17-11	
84-85	3-11	6	11-16	
85-86	4-4	2	15-10	
86-87	4-14	T8	10-17	
87-88	5-13	T8	11-17	
88-89	3-15	10	9-19	
89-90	5-13	T8	13-15	
90-91	5-13	9	14-14	
91-92	11-7	5	20-9	NCAA 1st
92-93	10-8	T4	17-10	
93-94	2-16	T9	4-22	
94-95	2-16	10	8-19	
95-96	4-14	9	8-19	
96-97	3-15	9	9-19	
97-98	6-12	T7	10-17	
98-99	6-12	T6	12-15	
99-00	7-11	7	14-15	WNIT 1st
00-01	12-6	T1	20-11	NCAA 1st
01-02	12-6	T2	25-9	NCAA 2nd
02-03	7-11	8	16-14	WNIT 2nd
03-04	11-7	T3	17-12	WNIT 1st
04-05	12-6	T2	24-10	NCAA S16
05-06	14-4	2	25-7	NCAA 2nd
06-07	16-2	2	31-5	NCAA E8
07-08	14-4	3	22-11	NCAA 2nd
08-09	15-3	T2	26-9	NCAA E8
09-10	9-9	5	18-14	WNIT 2nd
10-11	11-7	3	20-11	NCAA 1st

WCAA member from 1979-1985  
 Pac-West Conference member in 1985-1986  
 Pac-10 Conference member from 1986-2011

### Anders' Record

Year	School	Overall	Conf.	Place/Conf
11-12	ASU	First Season		



# ARIZONA STATE SUN DEVILS

## 2010-11 ARIZONA STATE STATISTICS

Overall: 20-11, Pac-10: 11-7/3rd • Home: 11-3 • Away: 7-5 • Neutral: 2-3

#	PLAYER	G-GS	MIN-AVG	FG-FGA	FG%	3P-ATT	3P%	FT-FTA	FT%	OFF	DEF	TOT	AVG	PF-D	AST	TO	BLK	STL	PTS-AVG
1	Simon, Dymond	29-29	820-28.3	123-358	.344	36-135	.267	100-124	.806	17	36	53	1.8	42-0	78	91	1	39	382-13.2
	<i>Conference-Only</i>	16-16	449-28.1	67-193	.347	24-74	.324	47-59	.797	9	19	28	1.8	25-0	40	49	0	14	205-12.8
25	Brandon, Kimberly	31-29	749-24.2	120-255	.471	9-27	.333	46-69	.667	86	115	201	6.5	72-2	29	55	13	36	295-9.5
	<i>Conference-Only</i>	18-18	450-25.0	81-168	.482	7-18	.389	35-46	.761	48	72	120	6.7	40-1	13	30	9	23	204-11.3
32	Tobin, Becca	30-30	754-25.1	102-204	.500	0-1	.000	52-67	.776	63	110	173	5.8	42-0	38	45	24	28	256-8.5
	<i>Conference-Only</i>	18-18	465-25.8	69-132	.523	0-1	.000	33-43	.767	33	67	100	5.6	27-0	25	26	19	17	171-9.5
35	Watson, Tenaya	31-31	822-26.5	68-191	.356	25-81	.309	71-87	.816	51	74	125	4.0	76-3	70	64	4	56	232-7.5
	<i>Conference-Only</i>	18-18	496-27.6	31-96	.323	14-48	.292	43-53	.811	28	40	68	3.8	46-2	46	34	3	23	119-6.6
22	Fulcher, Janae	31-2	421-13.6	66-143	.462	0-0	.000	24-38	.632	36	47	83	2.7	57-1	7	35	7	14	156-5.0
	<i>Conference-Only</i>	18-1	221-12.3	34-77	.442	0-0	.000	10-16	.625	21	17	38	2.1	31-0	1	17	4	11	78-4.3
5	Mann, Deja	31-14	619-20.0	42-135	.311	8-48	.167	33-38	.868	18	42	60	1.9	27-0	34	45	1	18	125-4.0
	<i>Conference-Only</i>	18-11	385-21.4	20-80	.250	4-31	.129	18-22	.818	12	24	36	2.0	20-0	22	29	1	10	62-3.4
11	Bennett, Kali	31-5	453-14.6	40-114	.351	1-2	.500	41-56	.732	62	74	136	4.4	65-0	33	33	35	24	122-3.9
	<i>Conference-Only</i>	18-0	250-13.9	25-62	.403	1-1	1.000	24-32	.750	35	38	73	4.1	35-0	16	18	21	11	75-4.2
23	Patterson, Markisha	21-7	293-14.0	22-89	.247	8-39	.205	13-19	.684	17	37	54	2.6	43-1	26	29	4	15	65-3.1
	<i>Conference-Only</i>	11-3	139-12.6	7-37	.189	3-19	.158	4-7	.571	6	20	26	2.4	19-1	12	18	2	9	21-1.9
12	Earl, Alex	31-8	524-16.9	33-107	.308	23-78	.292	3-4	.750	9	26	35	1.1	52-0	37	51	1	25	92-3.0
	<i>Conference-Only</i>	18-5	330-18.3	22-71	.310	16-50	.320	1-2	.500	7	13	20	1.1	28-0	25	30	0	13	61-3.4
14	Thomas, Adrienne	31-0	310-10.0	16-59	.271	1-3	.333	27-53	.509	5	17	22	0.7	51-1	20	53	0	19	60-1.9
	<i>Conference-Only</i>	18-0	193-10.7	8-34	.235	0-1	.000	21-35	.600	3	6	9	0.5	25-0	12	25	0	11	37-2.1
3	Burke, Joy	27-0	191-7.1	15-35	.429	0-2	.000	14-22	.636	23	28	51	1.9	23-0	2	23	4	6	44-1.6
	<i>Conference-Only</i>	15-0	85-5.7	5-13	.385	0-1	.000	8-8	1.000	7	13	20	1.3	9-0	2	14	2	4	18-1.2
00	Major, Olivia	26-0	221-8.5	16-56	.286	9-42	.214	0-0	.000	5	8	13	0.5	13-0	10	13	0	7	41-1.6
	<i>Conference-Only</i>	16-0	126-7.9	9-29	.310	4-21	.190	0-0	.000	3	6	9	0.6	7-0	4	9	0	5	22-1.4
4	Parsons, Haley	4-0	12-3.0	0-0	.000	0-0	.000	0-0	.000	0	1	1	0.3	1-0	0	0	0	0	0-0.0
	<i>Conference-Only</i>	3-0	6-2.0	0-0	.000	0-0	.000	0-0	.000	0	0	0	0.0	0-0	0	0	0	0	0-0.0
21	Simmons, Olivia	3-0	9-3.0	0-1	.000	0-0	.000	0-0	.000	0	0	0	0.0	0-0	0	0	0	1	0-0.0
	<i>Conference-Only</i>	2-0	5-2.5	0-1	.000	0-0	.000	0-0	.000	0	0	0	0.0	0-0	0	0	0	1	0-0.0
	TEAM									72	62	134	4.3	0		4			
	<b>Total</b>	<b>31</b>		<b>663-1747</b>	<b>.380</b>	<b>120-458</b>	<b>.262</b>	<b>424-577</b>	<b>.735</b>	<b>464</b>	<b>677</b>	<b>1141</b>	<b>36.8</b>	<b>564-8</b>	<b>384</b>	<b>541</b>	<b>94</b>	<b>288</b>	<b>1870-60.3</b>
	<i>Conference-Only</i>	18		378-993	.381	73-265	.275	244-323	.755	249	370	619	34.4	312-4	218	302	61	152	1073-59.6
	<b>Opponents</b>	<b>31</b>		<b>674-1602</b>	<b>.421</b>	<b>96-316</b>	<b>.304</b>	<b>367-567</b>	<b>.647</b>	<b>356</b>	<b>705</b>	<b>1061</b>	<b>34.2</b>	<b>532-0</b>	<b>307</b>	<b>574</b>	<b>112</b>	<b>268</b>	<b>1811-58.4</b>
	<i>Conference-Only</i>	18		404-920	.439	60-186	.323	222-328	.677	199	408	607	33.7	305-4	196	319	75	152	1090-60.6

## 2011-12 SCHEDULE

Fri.....	N11	UC Riverside	12 p.m.	PT
Sun.....	N13	at Colorado State	2 p.m.	MT
Sun.....	N20	Boston College	2 p.m.	MT
Fri.-Sat.....	N25-26	at San Juan Shootout, San Juan, P.R.		
Fri.....	N25	vs. Illinois	4 p.m.	ET
Sat.....	N26	vs. Rutgers	4 p.m.	ET
Fri.-Sat.....	D2-3	ASU Classic, Tempe, Ariz.		
Fri.....	D2	Eastern Washington	10:30 a.m.	MT
Sat.....	D3	Illinois State/Arkansas State	2 p.m.	MT
Thur.....	D6	Cal State Fullerton	6:30 p.m.	MT
Fri.....	D16	at DePaul	7 p.m.	CT
Tue.....	D20	Army	6:30 p.m.	MT
Wed.....	D28	UTEP	6:30 p.m.	MT
Sat.....	D31	Arizona * (FSN)	12 p.m.	MT
Thur.....	J5	USC *	6:30 p.m.	MT
Sat.....	J7	UCLA * (FSN)	4 p.m.	MT
Thur.....	J12	at Oregon State *	7 p.m.	PT
Sat.....	J14	at Oregon *	2 p.m.	PT
Thur.....	J19	Colorado *	11 a.m.	MT
Sat.....	J21	Utah *	2 p.m.	MT
Thur.....	J26	at Washington State *	7 p.m.	PT
Sat.....	J28	at Washington *	2 p.m.	PT
Thur.....	F2	Stanford * (FSN)	7 p.m.	MT
Sat.....	F4	California *	2 p.m.	MT
Thur.....	F9	at Utah *	7 p.m.	MT
Sat.....	F11	at Colorado *	7 p.m.	MT
Thur.....	F16	Washington *	6:30 p.m.	MT
Sat.....	F18	Washington State *	2 p.m.	MT
Thur.....	F23	at UCLA *	7 p.m.	PT
Sat.....	F25	at USC *	2 p.m.	PT
Sat.....	M3	at Arizona *	2 p.m.	MT
Wed.-Sat....	M7-10	Pac-12 Tournament		

\* Pac-12 Conference game.  
All times local to site & subject to change.

## SERIES

Army.....	First Mtg
Arkansas State....	First Mtg
Boston College....	First Mtg
Cal State Fullerton.....	9-6
Colorado State.....	7-1
DePaul.....	1-1
Eastern Washington ....	1-0
Illinois.....	First Mtg
Illinois State .....	3-1
Rutgers.....	2-2
UC Riverside.....	3-0
UTEP.....	7-0
Arizona.....	47-26
California .....	30-30
Colorado.....	0-8
Oregon.....	28-28
Oregon State.....	34-19
Stanford.....	10-50
UCLA.....	25-45
USC.....	18-30
Utah.....	3-6
Washington.....	26-27
Washington State....	36-14

## HISTORY

All-Time Record ..	549-469
First Year .....	1975-76
Pac-10 Record....	206-244
Pac-10 Tournament ..	10-9
NCAA Record .....	13-11
WNIT Record .....	4-5

## 2010-11 RESULTS

Date	Opponent	Score	Hi Points	Hi Reb
11/12	Northern Arizona	W, 81-46	(18)Simon	(10)Burke
11/14	at UC Riverside	W, 58-47	(15)Simon	(11)Bennett
11/21	at Tennessee	L, 64-80	(13)Simon	(6)Tobin
11/26	vs Providence College	W, 63-56	(11)Simon	(8)Tobin
			(11)Tobin	
11/27	vs Florida State	L, 55-65	(13)Fulcher	(5)Tobin
12/3	Cal Poly	W, 69-58	(16)Brandon	(15)Brandon
12/4	New Mexico	W, 55-40	(18)Simon	(11)Brandon
12/11	Colorado State	W, 72-56	(14)Simon	(6)Thomas
			(6)Tobin	
12/16	at South Dakota State	W, 63-52	(15)Simon	(8)Watson
			(8)Patterson	
12/21	DePaul	W, 79-66	(25)Watson	(8)Bennett
			(8)Watson	
12/31	Oregon State	W, 49-46	(19)Brandon	(11)Brandon
1/2	Oregon	W, 86-67	(19)Brandon	(12)Brandon
1/6	at California	L, 55-67	(24)Tobin	(4)Watson
1/8	at Stanford	L, 35-82	(7)Simon	(8)Bennett
1/16	Arizona	W, 75-43	(13)Brandon	(10)Brandon
1/20	Washington State	L, 65-70	(19)Simon	(10)Brandon
1/22	Washington	W, 52-49	(13)Simon	(8)Brandon
1/27	at UCLA	L, 60-70	(20)Simon	(7)Brandon
1/29	at USC	W, 62-61	(13)Simon	(7)Brandon
2/3	Stanford	L, 54-72	(18)Brandon	(5)Tobin
			(5)Brandon/Fulcher	
2/5	California	W, 45-44	(14)Tobin	(6)Bennett
			(6)Watson	
2/13	at Arizona	L, 61-73	(21)Simon	(9)Tobin
2/17	at Washington	W, 71-63	(21)Tobin	(10)Tobin
2/19	at Washington State	W, 55-47	(21)Brandon	(10)Brandon
2/24	USC	W, 69-55	(22)Simon	(8)Tobin
2/26	UCLA	L, 45-61	(10)Tobin	(6)Tobin
3/3	at Oregon	W, 75-66	(20)Brandon	(8)Brandon
3/5	at Oregon State	W, 59-54	(15)Brandon	(6)Tobin
			(6)Brandon	
3/9	vs Oregon State <sup>P10</sup>	W, 50-44	(13)Simon	(6)Brandon
3/10	vs California <sup>P10</sup>	L, 43-48	(10)Tobin	(6)Tobin
3/19	vs Temple <sup>NCAA</sup>	L, 45-63	(11)Brandon	(8)Tobin

P10 indicates Pac-10 Tournament game; NCAA indicates NCAA game.



CALDWELL



GOTTLIEB



CLARENDON

## 2011-12 CALIFORNIA ROSTER

No.	Name	Pos.	Ht.	Yr.	Exp.	Hometown/High School (Last School)
1	Tierra Rogers	G	5-11	Jr.	HS	San Francisco, Calif./Sacred Heart Cathedral Prep
2	Afure Jemerigbe	G	6-0	So.	1V	Stockton, Calif./St. Mary's HS
4	<b>Eliza Pierre</b>	G	5-7	Jr.	2V	Pasadena, Calif./John Muir HS
5	Avigiel Cohen	G	6-0	RS Fr.	HS	Ramat HaSharon, Israel/Rothberg HS
15	Brittany Boyd	G	5-9	Fr.	HS	Berkeley, Calif./Berkeley HS
21	Reshanda Gray	F	6-3	Fr.	HS	Los Angeles, Calif./Washington Prep
23	<b>Layshia Clarendon</b>	G	5-9	Jr.	2V	San Bernardino, Calif./Cajon HS
25	Gennifer Brandon	F	6-2	RS So.	1V	Sylmar, Calif./Chatsworth HS
30	Mikayla Lyles	G	5-8	So.	1V	Pleasanton, Calif./Bishop O'Dowd HS
31	Erika Johnson	G	6-1	Fr.	HS	Seattle, Wash./Holy Names Academy
32	<b>Lindsay Sherbert</b>	G	6-0	So.	1V	Temecula, Calif./Great Oak HS
33	<b>Talia Caldwell</b>	C	6-3	Jr.	2V	Los Angeles, Calif./Marlborough HS
40	Justine Hartman	F	6-2	Fr.	HS	Brea, Calif./Brea Olinda HS

**Head Coach:** Lindsay Gottlieb (Brown, 1999), 1st year  
**Assistant Coach:** Charmin Smith (Stanford, 1997), 5th year  
**Assistant Coach:** Kai Felton (Randolph-Macon, 2000), 1st year  
**Assistant Coach:** Daron Park (Montana State, 1994), 1st year

**Letterwinners R/L:** 7/3  
**Starters returning in bold**



**LINDSAY GOTTLIEB**  
**Head Coach • 1st Year at California**  
**Alma Mater: Brown, 1999**  
**0-0 (.000) at California • Overall: 56-39 (.589, 3 Years)**

Gottlieb, a former associate head coach for the Bears, returns to Berkeley as the ninth head coach in program history ... Spent the last three seasons at UC Santa Barbara, where she led the Gauchos to two postseason berths and a pair of Big West Conference championships ... Named Big West Coach of the Year in 2009 after UCSB won both the regular-season and tournament crowns to earn an NCAA Tournament appearance ... First UCSB coach to win 20 games in her first season.

## TEAM OUTLOOK

- The Golden Bears, in their first season under **Lindsay Gottlieb**, will face 13 teams that participated in post-season action in 2011.
- The top returning scorer for Cal is JR G **Layshia Clarendon**, who earned All-Pac-10 honorable mention last season after averaging 13.2 points per game, which ranked ninth in the conference. Clarendon led the Bears in assists with 3.50 assists per game, good for sixth in the Pac-10.
- JR C **Talia Caldwell** finished the season ranked second in the Pac-10 with 8.6 rebounds per game. She led the conference with 4.12 offensive rebounders per game. Her 292 rebounds ranks seventh on the Cal single-season total list.
- Clarendon, Caldwell and JR G **Eliza Pierre** are the only upperclasswomen on a squad with no seniors.
- Gottlieb welcomes a freshman class ranked fifth in the Class of 2011 Team Basketball Recruiting Rankings by ESPN HoopGurlz. The Bears were ranked No. 7 after signing McDonald's All-American **Reshanda Gray**, Washington's Gatorade State Player of the Year **Erika Johnson** and local star **Brittany Boyd**. Cal rose two spots after adding the No. 7-ranked recruit in the class, McDonald's and WBCA All-American **Justine Hartman**. Cal has signed recruiting classes ranked in the top-10 by at least one scouting service each of the last three years.

## QUICK FACTS

Location	.....Berkeley, Calif.
Founded	.....1868
Enrollment	.....34,843
Colors	.....Blue & Gold
Home Court	.....Haas Pavilion (11,877)
Press Row Phone	.....(510) 642-3098
President	.....Dr. Robert J. Birgeneau
Faculty Representative	.....Bob Jacobsen
Athletics Director	.....Sandy Barbour
Associate AD/SWA	.....Teresa K. Gould
Head Coach	.....Lindsay Gottlieb
Sports Information Dir.	.....Herb Benenson
Asst. Dir./WBB SID	.....Melissa Dudek
Office/Fax	.....(510) 642-5363/643-7778
Cell	.....(510) 316-9131
Email	.....mdudek@berkeley.edu
Website	.....www.calbears.com

## YEAR-BY-YEAR RECORD

(since 1981-82)

Year	Conf.	Place	Overall	Postseason
81-82	10-2	1	23-10	
82-83	12-2	2	17-10	
83-84	12-2	4	24-8	WNIT 3rd
84-85	7-5	5	15-12	
85-86	7-5	4	16-12	
86-87	10-8	5	21-10	WNIT Final
87-88	6-12	6	15-15	
88-89	8-10	4	13-15	
89-90	9-9	T4	17-12	NCAA 1st
90-91	7-11	7	14-14	
91-92	12-6	T3	20-9	NCAA 1st
92-93	10-8	T4	19-10	NCAA 2nd
93-94	2-16	T9	8-20	
94-95	5-13	T8	10-17	
95-96	3-15	10	7-20	
96-97	2-16	10	6-21	
97-98	2-16	T9	6-22	
98-99	6-12	T6	12-15	
99-00	6-12	8	11-17	
00-01	8-10	T6	12-16	
01-02	2-16	9	7-21	
02-03	5-13	9	10-19	
03-04	4-14	9	12-17	
04-05	4-14	8	11-18	
05-06	10-8	6	18-12	NCAA 1st
06-07	12-6	3	23-9	NCAA 1st
07-08	15-3	2	27-7	NCAA 2nd
08-09	15-3	T2	27-7	NCAA S16
09-10	11-7	4	24-13	WNIT Champ
10-11	7-11	6	18-16	WNIT 2nd

*NorCal Conference member from 1977-1985  
Pac-10 Conference member from 1986-2011*

## GOTTLIEB'S RECORD

Year	School	Overall	Conf.	Place/Conf
08-09	UCSB	22-10	15-1	1/Big West
09-10	UCSB	15-17	9-7	5/Big West
10-11	UCSB	19-12	12-4	1/Big West
<b>CAL Total (1st yr)</b>		<b>0-0</b>	<b>0-0</b>	
<b>Career Total (3 yrs)</b>		<b>56-39</b>	<b>36-12</b>	

# CALIFORNIA GOLDEN BEARS

## 2010-11 CALIFORNIA STATISTICS

Overall: 18-16, Pac-10: 7-11/6th • Home: 10-5 • Away: 5-9 • Neutral: 3-2

#	PLAYER	G-GS	MIN-AVG	FG-FGA	FG%	3P-ATT	3P%	FT-FTA	FT%	OFF	DEF	TOT	AVG	PF-D	AST	TO	BLK	STL	PTS-AVG
11	Stallworth, DeNesha	34-34	1119-32.9	193-408	.473	5-21	.238	61-100	.610	80	137	217	6.4	74-1	37	87	34	41	452-13.3
	<i>Conference-Only</i>	18-18	616-34.2	90-199	.452	2-8	.250	41-62	.661	41	71	112	6.2	42-0	20	44	18	19	223-12.4
23	Clarendon, Layshia	34-34	1139-33.5	163-407	.400	30-89	.337	94-135	.696	44	138	182	5.4	74-1	119	109	3	51	450-13.2
	<i>Conference-Only</i>	18-18	609-33.8	80-210	.381	13-47	.277	47-68	.691	22	82	104	5.8	38-0	60	60	3	23	220-12.2
33	Caldwell, Talia	34-31	1053-31.0	112-232	.483	0-0	.000	97-174	.557	140	152	292	8.6	92-5	43	93	14	14	321-9.4
	<i>Conference-Only</i>	18-18	526-29.2	53-123	.431	0-0	.000	44-76	.579	68	68	136	7.6	53-3	23	42	7	5	150-8.3
32	Sherbert, Lindsay	33-31	897-27.2	90-249	.361	49-142	.345	39-51	.765	45	115	160	4.8	42-0	31	50	3	36	268-8.1
	<i>Conference-Only</i>	18-18	496-27.6	53-150	.353	28-85	.329	21-29	.724	25	54	79	4.4	23-0	10	28	2	21	155-8.6
4	Pierre, Eliza	34-32	1022-30.1	91-239	.381	3-29	.103	32-65	.492	54	98	152	4.5	58-0	103	97	15	90	217-6.4
	<i>Conference-Only</i>	18-16	513-28.5	49-124	.395	2-12	.167	14-33	.424	29	40	69	3.8	29-0	54	56	7	39	114-6.3
2	Jemerigbe, Afure	34-0	496-14.6	58-150	.387	9-35	.257	39-57	.684	32	32	64	1.9	33-0	31	46	3	24	164-4.8
	<i>Conference-Only</i>	18-0	180-10.0	16-48	.333	2-13	.154	14-24	.583	13	6	19	1.1	14-0	15	19	1	10	48-2.7
30	Lyles, Mikayla	27-0	328-12.1	29-94	.309	23-71	.324	8-11	.727	15	37	52	1.9	20-0	15	15	0	12	89-3.3
	<i>Conference-Only</i>	17-0	198-11.6	21-59	.356	16-47	.340	6-9	.667	9	18	27	1.6	9-0	8	9	0	9	64-3.8
22	N'diaye, Rama	30-3	405-13.5	41-117	.350	0-2	.000	11-17	.647	24	48	72	2.4	53-0	14	46	12	11	93-3.1
	<i>Conference-Only</i>	18-0	259-14.4	28-76	.368	0-1	.000	4-8	.500	13	31	44	2.4	30-0	10	23	6	7	60-3.3
3	Federico, Rachelle	30-5	391-13.0	31-113	.274	13-67	.194	8-8	1.000	11	23	34	1.1	27-0	14	31	8	10	83-2.8
	<i>Conference-Only</i>	15-2	203-13.5	20-60	.333	6-32	.188	4-4	1.000	8	14	22	1.5	15-0	8	13	2	7	50-3.3
	TEAM									88	55	143	4.2			7			
	<b>Total</b>	<b>34</b>		<b>808-2009</b>	<b>.402</b>	<b>132-456</b>	<b>.289</b>	<b>389-618</b>	<b>.629</b>	<b>533</b>	<b>835</b>	<b>1368</b>	<b>40.2</b>	<b>473-7</b>	<b>407</b>	<b>581</b>	<b>92</b>	<b>289</b>	<b>2137-62.9</b>
	<i>Conference-Only</i>	18		410-1049	.391	69-245	.282	195-313	.623	271	408	679	37.7	253-3	208	296	46	140	1084-60.2
	<b>Opponents</b>	<b>34</b>		<b>786-1972</b>	<b>.399</b>	<b>168-595</b>	<b>.282</b>	<b>325-441</b>	<b>.737</b>	<b>395</b>	<b>781</b>	<b>1176</b>	<b>34.6</b>	<b>550-0</b>	<b>457</b>	<b>567</b>	<b>109</b>	<b>252</b>	<b>2065-60.7</b>
	<i>Conference-Only</i>	18		439-1035	.424	103-325	.317	157-210	.748	204	420	624	34.7	283-1	275	293	56	125	1138-63.2

## 2011-12 SCHEDULE

Sun.....	N13	.....at Rutgers.....	2 p.m. ET
Thur.....	N17	.....Sacramento State.....	7 p.m. PT
Sun.....	N20	.....Illinois.....	2 p.m. PT
Fri.-Sun. ....	N25-27	..Waikiki Beach Marriott Rainbow Wahine Showdown, <i>Honolulu, Hawai'i</i>	
Fri.....	N25	.....at Hawai'i.....	5 p.m. HT
Sat.....	N26	.....vs. Texas.....	12 p.m. HT
Sun.....	N27	.....vs. Virginia.....	3 p.m. HT
Sat.-Sun.....	D3-4	.....Doubletree by Hilton Berkeley Marina Cal Classic, <i>Berkeley, Calif.</i>	
Sat.....	D3	.....Cal State Bakersfield.....	1:30 p.m. PT
Sun.....	D4	.....UNLV/Prairie View A&M.....	2:30 p.m. PT
Thur.....	D8	.....at Saint Mary's.....	7 p.m. PT
Sat.....	D10	.....Santa Clara.....	2 p.m. PT
Sat.....	D17	.....Ohio State.....	2 p.m. PT
Tue.....	D20	.....Dartmouth.....	7 p.m. PT
Thur.....	D29	.....at UCLA *.....	7 p.m. PT
Sat.....	D31	.....at USC *.....	11 a.m. PT
Thur.....	J5	.....Oregon State *.....	7 p.m. PT
Sat.....	J7	.....Oregon *.....	2 p.m. PT
Thur.....	J12	.....at Colorado *.....	7 p.m. MT
Sun.....	J15	.....at Utah * (FSN/CSNBA).....	2:30 p.m. MT
Thur.....	J19	.....Washington *.....	7 p.m. PT
Sun.....	J22	.....Washington State * (FSN/CSNBA).....	3:30 p.m. PT
Sat.....	J28	.....at Stanford *.....	2 p.m. PT
Thur.....	F2	.....at Arizona *.....	7 p.m. MT
Sat.....	F4	.....at Arizona State *.....	2 p.m. MT
Thur.....	F9	.....UCLA *.....	7 p.m. PT
Sat.....	F11	.....USC *.....	8 p.m. PT
Thur.....	F16	.....at Oregon *.....	7 p.m. PT
Sat.....	F18	.....at Oregon State *.....	2 p.m. PT
Thur.....	F23	.....Utah *.....	7 p.m. PT
Sat.....	F25	.....Colorado *.....	2 p.m. PT
Sun.....	M4	.....Stanford * (FSN/CSNBA).....	6 p.m. PT
Wed.-Sat. ....	M7-10	.....Pac-12 Tournament	

\* Pac-12 Conference game.  
All times local to site & subject to change.

## SERIES

CS Bakersfield .....	First Mtg
Dartmouth .....	First Mtg
Hawai'i .....	4-4
Illinois .....	2-1
Ohio State .....	0-3
Prairie View A&M .....	First Mtg
Rutgers .....	2-3
Sacramento State .....	1-4
Saint Mary's .....	16-5
Santa Clara .....	24-7
Texas .....	2-3
UNLV .....	5-5
Virginia .....	1-2
Arizona .....	25-29
Arizona State .....	30-30
Oregon .....	25-36
Oregon State .....	33-28
Stanford .....	21-53
UCLA .....	16-43
USC .....	23-34
Washington .....	17-42
Washington State .....	35-21

## HISTORY

All-Time Record ..	565-512
First Year .....	1973-74
Pac-10 Record....	194-275
Pac-10 Tournament	10-10
NCAA Record .....	4-7
WNIT Record .....	12-8

## 2010-11 RESULTS

Date	Opponent	Score	Hi Points	Hi Reb
11/12	Rutgers	W, 66-57	(16)Clarendon	(10)Stallworth
11/14	Saint Mary's	W, 89-63	(23)Stallworth	(10)Pierre
				(10)Stallworth
11/20	at New Mexico	LOT, 54-63	(14)Clarendon	(14)Sherbert
11/23	Yale	W, 64-41	(17)Caldwell	(16)Caldwell
11/27	Cal State Fullerton	W, 74-62	(20)Clarendon	(9)Sherbert
11/28	Portland State	W, 82-49	(25)Stallworth	(10)Sherbert
12/4	at Texas A&M	L, 58-74	(19)Clarendon	(9)Caldwell
12/11	Long Beach State	W, 82-56	(27)Stallworth	(11)Caldwell
12/19	vs UT Arlington	W, 81-56	(17)Jemerigbe	(7)Jemerigbe
				(7)N'diaye
12/20	vs Texas Tech	L, 43-50	(11)N'diaye	(8)Caldwell
12/28	at Illinois	W, 65-61	(21)Stallworth	(13)Caldwell
1/2	Stanford	L, 45-78	(10)Caldwell	(8)N'diaye
				(10)N'diaye
1/6	Arizona State	W, 67-55	(24)Clarendon	(8)Pierre
1/8	Arizona	W, 80-60	(20)Sherbert	(18)Caldwell
1/14	at Washington State	L, 63-77	(13)Clarendon	(7)Clarendon
				(7)Stallworth
1/16	at Washington	L, 48-57	(11)Lyles	(10)Stallworth
1/20	USC	W, 82-71	(21)Stallworth	(8)Clarendon
1/22	UCLA	L, 56-65	(22)Stallworth	(8)Stallworth
1/27	at Oregon State	W, 60-47	(16)Stallworth	(11)Caldwell
1/29	at Oregon	W, 81-65	(19)Clarendon	(11)Caldwell
2/3	at Arizona	W, 73-63	(16)Stallworth	(10)Stallworth
2/5	at Arizona State	L, 44-45	(12)Stallworth	(8)Stallworth
				(8)Caldwell
2/10	Washington	L, 49-60	(13)Clarendon	(7)Caldwell
2/12	Washington State	L, 66-68	(20)Stallworth	(7)Stallworth
				(7)Pierre/Sherbert
2/18	at UCLA	L, 48-63	(12)Pierre	(5)Caldwell
				(5)Clarendon
2/20	at USC	L, 67-80	(19)Sherbert	(8)Stallworth
				(8)Caldwell
2/24	Oregon	L, 46-60	(12)Stallworth	(20)Caldwell
2/26	Oregon State	W, 58-49	(16)Clarendon	(12)Clarendon
3/3	at Stanford	L, 51-75	(16)Federico	(8)Caldwell
3/9	vs Washington <sup>P10</sup>	W, 58-48	(16)Clarendon	(13)Caldwell
3/10	vs Arizona State <sup>P10</sup>	W, 48-43	(22)Clarendon	9)Caldwell
3/11	UCLA <sup>P10</sup>	L, 50-63	(17)Jemerigbe	(8)Stallworth
				(8)Caldwell
3/17	at Cal Poly <sup>WNIT</sup>	W, 74-60	(20)Clarendon	(17)Caldwell
3/21	at Colorado <sup>WNIT</sup>	L, 65-81	(20)Clarendon	(7)Caldwell

P10 indicates Pac-10 Tournament game; WNIT indicates WNIT game.





JEFFERY



LAPPE



SEABROOK

## 2011-12 COLORADO ROSTER

No.	Name	Pos.	Ht.	Yr.	Exp.	Hometown/High School (Last School)
1	Lexy Kresl	G	5-11	Fr.	HS	Paradise Valley, Ariz./Shadow Mountain
4	Esther Lee	G	5-6	Fr.	HS	Los Angeles, Calif./Harvard-Westlake
11	<b>Brittany Wilson</b>	G	5-7	So.	1L	Long Beach, Calif./Poly
12	Ashley Wilson	G	5-8	So.	1L	Long Beach, Calif./Poly
14	<b>Meagan Malcolm-Peck</b>	G/F	6-2	Jr.	2L	Boulder, Colo./Horizon
15	<b>Julie Seabrook</b>	F	6-3	Sr.	3L	North Vancouver, B.C./St. Mary's (NEDA)
21	Jasmine Sborov	G	6-0	Fr.	HS	Round Rock, Texas/Round Rock
23	Chucky Jeffery	G	5-10	Jr.	2L	Colorado Springs, Colo./Sierra
24	Brenna Malcolm-Peck	G/F	6-2	So.	1L	Boulder, Colo./Horizon
32	Arielle Roberson	F	6-1	Fr.	HS	San Antonio, Texas/Wagner
34	Jen Reese	F	6-2	Fr.	HS	Clackamas, Ore./Clackamas
40	Rachel Hargis	C	6-4	So.	1L	Robinson, Texas/Robinson

**Head Coach:** Linda Lappe (Colorado, 2002), 2nd year  
**Assistant Coach:** Jennie Baranczyk (Iowa, 2004), 2nd year  
**Assistant Coach:** Jonas Chatterton (Utah, 2000), 2nd year  
**Assistant Coach:** LaTonya Watson (Eastern Michigan, 1992), 9th year

**Letterwinners R/L: 7/3**  
**Starters returning in bold**



### LINDA LAPPE

**Head Coach • 2nd Year at Colorado**  
**Alma Mater: Colorado, 2002**  
**18-16 (.529) at Colorado • Overall: 68-52 (.567, 4 Years)**

The seventh head coach in Colorado women's basketball history, Lappe was hired by her alma mater on April 12, 2010, and is the youngest head coach at a BCS Conference school ... Last season, was the only rookie Division I head coach with wins over ranked teams (No. 16/15 Oklahoma, No. 17/16 Iowa State) ... One of three rookie head coaches to lead a team into the postseason as the Buffaloes advanced to the quarterfinals of the WNIT in 2010-11.

## TEAM OUTLOOK

- In her first season as head coach, **Linda Lappe** and the Buffaloes advanced to the WNIT quarterfinals. Colorado looks to build on its success from 2010-11 after moving from the Big 12 to the Pac-12.
- Colorado must replace its all-time leading scorer in Brittany Spears, who started all 127 games of her career and recorded 2,185 points. Spears, who is prominent in nearly every career statistical category for the Buffaloes, was the 19th overall pick in the 2011 WNBA Draft by the Phoenix Mercury.
- Despite the loss of Spears, Colorado has several returning playmakers, including JR G **Chucky Jeffery**, who led the team with 4.3 assists and 2.5 steals per game while ranking second in points (13.5 ppg) and rebounds (7.9 rpg). She also logged just the second triple-double in team history.
- Jeffery split time with SO G **Brittany Wilson** last year, but with the graduation of Britney Blythe, the duo will likely see extended time on the floor together since both are able to play either guard position.
- JR G/F **Meagan Malcolm-Peck** is the Buffaloes' most consistent returning long-range threat after knocking down 38 three-pointers in 2010-11.
- The lone senior on the team is F **Julie Seabrook**, who started all 34 games last season. Seabrook provides veteran presence in the post, but her ability to shoot from outside helps stretch an opponent's defense.

## QUICK FACTS

<b>Location</b> .....	Boulder, Colo.
<b>Founded</b> .....	1876
<b>Enrollment</b> .....	29,952
<b>Colors</b> .....	Silver, Gold and Black
<b>Home Court</b> .....	Coors Events Center (11,064)
<b>Press Row Phone</b> .....	(303) 492-1552
<b>President</b> .....	Bruce Benson
<b>Faculty Representative</b> .....	David Clough
<b>Athletics Director</b> .....	Mike Bohn
<b>Associate AD/SWA</b> .....	Ceal Barry
<b>Head Coach</b> .....	Linda Lappe
<b>Assoc. AD/Sports Info.</b> .....	David Plati
<b>Asst. Dir./WBB SID</b> .....	Troy Andre
<b>Office/Fax</b> .....	(303) 492-4672/492-3811
<b>Cell</b> .....	(303) 903-3654
<b>Email</b> .....	troy.andre@colorado.edu
<b>Website</b> .....	www.cubuffs.com

## YEAR-BY-YEAR RECORD

(since 1981-82)

Year	Conf.	Place	Overall	Postseason
81-82	8-2	T1	28-8	IAAW S16
82-83	7-5		21-8	
83-84	3-11	7	10-18	
84-85	2-12	8	6-22	
85-86	9-5	2	21-9	
86-87	6-8	6	14-14	
87-88	8-6	3	21-11	NCAA 2nd
88-89	14-0	1	27-4	NCAA 2nd
89-90	10-4	3	17-11	
90-91	8-6	T4	18-11	
91-92	11-3	2	22-9	NCAA 1st
92-93	12-2	1	27-4	NCAA E8
93-94	12-2	1	27-5	NCAA S16
94-95	14-0	1	30-3	NCAA E8
95-96	9-5	4	26-9	NCAA 2nd
96-97	12-4	T2	23-9	NCAA S16
97-98	5-11	8	12-16	
98-99	7-9	T8	15-14	WNIT 2nd
99-00	4-12	10	10-19	
00-01	11-5	4	22-9	NCAA 2nd
01-02	11-5	T3	24-10	NCAA E8
02-03	11-5	4	24-8	NCAA S16
03-04	11-5	3	22-8	NCAA 1st
04-05	2-14	T11	9-19	
05-06	3-13	11	9-21	
06-07	6-10	T7	13-17	
07-08	5-11	9	19-15	WNIT Semis
08-09	3-13	12	11-18	
09-10	3-13	11	13-17	
10-11	6-12	T8	18-16	WNIT QF

IAC member from 1974-1982  
 Big Eight Conference member from 1982-1996  
 Big 12 Conference member from 1996-2011

## LAPPE'S RECORD

Year	School	Overall	Conf.	Place/Conf
07-08	Metro State	19-10	14-5	2/RMAC East
08-09	Metro State	14-14	12-7	3/RMAC East
09-10	Metro State	17-12	11-8	3/RMAC East
10-11	COLO	18-16	6-10	T8/Big 12
<b>COLO Total (1 yr)</b>		<b>18-16</b>	<b>6-10</b>	
<b>Career Total (4 yrs)</b>		<b>68-52</b>	<b>43-30</b>	

# COLORADO BUFFALOES

## 2010-11 COLORADO STATISTICS

Overall: 18-16, Big 12: 6-10/T8th • Home: 15-6 • Away: 3-8 • Neutral: 0-2

#	PLAYER	G-GS	MIN-AVG	FG-FGA	FG%	3P-ATT	3P%	FT-FTA	FT%	OFF	DEF	TOT	AVG	PF-D	AST	TO	BLK	STL	PTS-AVG
22	Spears, Brittany	34-34	1093-32.1	239-590	.405	81-235	.345	93-112	.830	73	204	277	8.1	72-0	44	107	40	61	652-19.2
	<i>Conference-Only</i>	16-16	540-33.8	106-284	.373	38-113	.336	46-54	.852	32	99	131	8.2	36-0	17	40	24	30	296-18.5
23	Jeffery, Chucky	30-17	921-30.7	148-314	.471	13-37	.351	97-145	.669	61	176	237	7.9	61-1	128	114	12	76	406-13.5
	<i>Conference-Only</i>	12-4	365-30.4	53-120	.442	4-10	.400	36-53	.679	20	64	84	7.0	21-0	44	48	3	25	146-12.2
11	Wilson, Brittany	34-21	798-23.5	102-282	.362	26-75	.347	35-67	.522	33	83	116	3.4	75-3	61	113	4	36	265-7.8
	<i>Conference-Only</i>	16-15	403-25.2	49-137	.358	11-36	.306	18-30	.600	15	44	59	3.7	33-1	30	58	1	14	127-7.9
14	Malcolm-Peck, Meagan	34-22	848-24.9	84-205	.410	38-106	.358	31-49	.633	71	87	158	4.6	98-1	44	67	16	16	237-7.0
	<i>Conference-Only</i>	16-5	346-21.6	36-89	.404	20-49	.408	11-19	.579	31	36	67	4.2	45-0	13	33	5	6	103-6.4
15	Seabrook, Julie	34-34	835-24.6	71-147	.483	11-27	.407	27-47	.574	72	110	182	5.4	102-2	14	54	13	10	180-5.3
	<i>Conference-Only</i>	16-16	366-22.9	28-67	.418	7-21	.333	4-10	.400	34	46	80	5.0	50-2	4	26	6	3	67-4.29
4	Blythe, Britney	34-32	940-27.6	43-134	.321	35-106	.330	15-20	.750	10	37	47	1.4	53-1	43	35	0	17	136-4.0
	<i>Conference-Only</i>	16-14	445-27.8	23-60	.383	19-48	.396	4-7	.571	6	16	22	1.4	27-1	17	15	0	10	69-4.3
21	Dale, Chelsea	24-10	489-20.4	28-99	.283	13-60	.217	16-18	.889	13	23	36	1.5	35-0	29	32	3	7	85-3.5
	<i>Conference-Only</i>	15-10	336-22.4	18-63	.286	8-35	.229	7-9	.778	6	14	20	1.3	25-0	23	16	1	6	51-3.4
40	Hargis, Rachel	34-0	543-16.0	33-95	.347	0-0	.000	23-47	.489	28	71	99	2.9	66-2	15	40	24	18	89-2.6
	<i>Conference-Only</i>	16-0	27-217.01546		.326	00	.000	14-28	.500	15	37	52	3.3	31-1	7	17	16	4	44-2.8
12	Wilson, Ashley	30-0	358-11.9	21-61	.344	2-10	.200	20-31	.645	21	26	47	1.6	34-0	18	28	0	13	64-2.1
	<i>Conference-Only</i>	13-0	152-11.7	5-19	.263	1-4	.250	5-10	.500	10	6	16	1.2	9-0	2	9	0	4	16-1.2
	TEAM									47	62	109	3.2	1		25			
	<b>Total</b>	<b>34</b>		<b>769-1927</b>	<b>.399</b>	<b>219-656</b>	<b>.334</b>	<b>357-536</b>	<b>.666</b>	<b>429</b>	<b>879</b>	<b>1308</b>	<b>38.5</b>	<b>597-10</b>	<b>396</b>	<b>615</b>	<b>112</b>	<b>254</b>	<b>2114-62.2</b>
	<i>Conference-Only</i>	16		333-885	.376	108-316	.342	145-220	.659	193	396	589	36.8	278-5	157	278	56	102	919-57.4
	<b>Opponents</b>	<b>34</b>		<b>746-1895</b>	<b>.394</b>	<b>168-533</b>	<b>.315</b>	<b>469-652</b>	<b>.719</b>	<b>361</b>	<b>831</b>	<b>1192</b>	<b>35.1</b>	<b>530-7</b>	<b>420</b>	<b>536</b>	<b>92</b>	<b>280</b>	<b>2129-62.6</b>
	<i>Conference-Only</i>	16		384-909	.422	88-249	.353	218-298	.732	168	400	568	35.5	227-3	221	203	46	119	1074-67.1

### 2011-12 SCHEDULE

Fri.....	N11	.....	Northern Arizona	.....	5:30 p.m.	MT
Wed.....	N16	.....	at Texas A&M-Corpus Christi	.....	7 p.m.	CT
Sun.....	N20	.....	at Colorado State	.....	2 p.m.	MT
Fri.-Sat..... N25-26 .. Omni Hotels Classic, <i>Boulder, Colo.</i>						
Fri.....	N25	.....	Valparaiso	.....	7:30 p.m.	MT
Sat.....	N26	.....	Montana State/Wisconsin	.....	5/7:30 p.m.	MT
Wed.....	N30	.....	San Francisco (ROOT)	.....	7 p.m.	MT
Sun.....	D4	.....	Idaho (ROOT)	.....	12 p.m.	MT
Thur.....	D8	.....	Denver (ROOT)	.....	7 p.m.	MT
Sat.....	D17	.....	Weber State	.....	4 p.m.	PT
Tue.-Wed. .. D20-21 .. UTSA Holiday Classic, <i>San Antonio, Texas</i>						
Tue.....	D20	.....	vs. Texas-Pan American	.....	5 p.m.	CT
Wed.....	D21	.....	vs. Creighton	.....	5 p.m.	CT
Sat.....	D31	.....	at Utah *	.....	2 p.m.	MT
Thur.....	J5	.....	at Washington *	.....	7 p.m.	PT
Sat.....	J7	.....	at Washington State *	.....	1 p.m.	PT
Thur.....	J12	.....	California *	.....	7 p.m.	MT
Sat.....	J14	.....	Stanford * (ROOT)	.....	4 p.m.	MT
Thur.....	J19	.....	at Arizona State *	.....	11 a.m.	MT
Sun.....	J22	.....	at Arizona * (FSN/ROOT)	.....	2:30 p.m.	MT
Thur.....	J26	.....	USC *	.....	7 p.m.	MT
Sun.....	J29	.....	UCLA * (FSN/ROOT)	.....	2 p.m.	MT
Thur.....	F2	.....	at Oregon State *	.....	7 p.m.	PT
Sat.....	F4	.....	at Oregon *	.....	2 p.m.	PT
Thur.....	F9	.....	Arizona *	.....	7 p.m.	MT
Sat.....	F11	.....	Arizona State *	.....	7 p.m.	MT
Sat.....	F18	.....	Utah * (ROOT)	.....	5 p.m.	MT
Thur.....	F23	.....	at Stanford *	.....	7 p.m.	PT
Sat.....	F25	.....	at California *	.....	2 p.m.	PT
Thur.....	M1	.....	Oregon * (ROOT)	.....	6:30 p.m.	MT
Sat.....	M3	.....	Oregon State *	.....	4 p.m.	MT
Wed.-Sat....	M7-10	.....	Pac-12 Tournament			

\* Pac-12 Conference game.  
All times local to site & subject to change.

### SERIES

Colorado State.....	31-11
Creighton.....	1-2
Denver.....	4-2
Idaho.....	1-0
Northern Arizona.....	13-2
San Francisco.....	3-2
Texas A&M-CC.....	First Mtg
Texas-Pan Amer..	First Mtg
Valparaiso.....	First Mtg
Weber State.....	10-7
Arizona.....	6-3
Arizona State.....	9-0
California.....	5-0
Oregon.....	3-8
Oregon State.....	2-0
Stanford.....	4-5
UCLA.....	2-2
USC.....	2-4
Utah.....	6-10
Washington.....	6-2
Washington State.....	1-1

### HISTORY

All-Time Record ..	669-436
First Year ..	1974-75
NCAA Record ..	17-12
WNIT Record ..	7-3

### 2010-11 RESULTS

Date	Opponent	Score	Hi Points	Hi Reb
11/12	Regis	W, 76-38	(20)Spears	(12)Jeffery
11/16	at Denver	L, 69-70	(24)Spears	(10)Spears
11/19	Santa Clara	W, 71-57	(18)Wilson	(10)Seabrook
			(18)Jeffery	(10)Jeffery
11/21	UT-Martin	W, 78-67	(25)Jeffery	(12)Spears
11/26	Evansville	W, 55-53	(19)Spears	(10)Spears
11/27	Loyola Chicago	W, 65-34	(14)Malcolm-Peck	(13)Jeffery
12/1	Texas State	W, 67-35	(23)Jeffery	(13)Jeffery
12/4	Illinois	L, 59-63	(17)Jeffery	(7)Spears, (7)Seabrook
12/8	Colorado State	W, 73-49	(21)Jeffery	(13)Jeffery
12/18	at USC	L, 54-68	(12)Jeffery	(8)Jeffery
12/19	vs Dayton	L, 50-70	(22)Spears	(12)Spears
12/30	Colgate	W, 74-52	(21)Spears	(11)Jeffery
1/4	North Dakota	W, 67-56	(21)Spears	(10)Malcolm-Peck
1/8	at Texas A&M	L, 57-85	(21)Spears	(9)Jeffery
1/12	Kansas	L, 58-68	(23)Jeffery	(10)Spears (10)Jeffery
1/15	Iowa State	WOT, 66-60	(19)Wilson	(12)Spears
1/18	at Oklahoma State	L, 49-58	(18)Spears	(9)Spears
1/22	Missouri	W, 58-48	(26)Spears	(13)Spears
1/26	Kansas State	L, 59-72	(19)Jeffery	(8)Seabrook
1/30	at Texas	L, 50-67	(16)Spears	(7)Spears
2/2	at Kansas	L, 53-81	(22)Wilson	(6)Spears
2/6	Nebraska	W, 70-45	(26)Spears	(10)Jeffery
2/12	Texas Tech	L, 44-72	(12)Spears	(11)Spears
2/16	at Kansas State	L, 51-78	(18)Jeffery	(9)Spears
2/19	at Iowa State	L, 45-71	(13)Spears	(6)Jeffery (6)Hargis
2/23	Oklahoma	W, 73-68	(24)Spears	(10)Jeffery
2/26	at Missouri	W, 63-59	(26)Spears	(9)Spears
3/2	at Nebraska	W, 64-61	(20)Spears	(9)Spears
3/5	Baylor	L, 59-81	(23)Spears	(10)Malcolm-Peck
3/8	vs Kansas <sup>B12</sup>	L, 45-71	(21)Spears	(9)Spears (9)Malcolm-Peck
3/17	UC Riverside <sup>WNIT</sup>	W, 71-62	(19)Jeffery	(12)Jeffery (12)Spears
3/21	California <sup>WNIT</sup>	W, 81-65	(33)Spears	(9)Spears
3/24	at Wyoming <sup>WNIT</sup>	W, 70-58	(23)Spears	(9)Spears
3/27	USC <sup>WNIT</sup>	L, 70-87	(36)Spears	(6)Spears (6)Seabrook

B12 indicates Big-12 Tournament game; WNIT indicates WNIT game.



JOHNSON



WESTHEAD



JACKSON

## 2011-12 OREGON ROSTER

No.	Name	Pos.	Ht.	Yr.	Exp.	Hometown/High School (Last School)
00	Janitah lamaleava	C	6-2	Fr.	HS	Long Beach, Calif./Carson HS
1	<b>Deanna Weaver</b>	G/F	5-11	So.	1V	Santa Clara, Calif./Wilcox HS
2	<b>Danielle Love</b>	F	6-2	So.	1V	Everett, Wash./Cascade HS
3	Laura Stanulis	G	5-9	Jr.	2V	Portland, Ore./Sunset HS
5	Jordan Loera	G	5-9	Fr.	HS	Moses Lake, Wash./Moses Lake HS
11	<b>Amanda Johnson</b>	F	6-2	Sr.	3V	Santa Rosa, Calif./Maria Carrillo HS
21	Amanda Delgado	G	5-7	Fr.	HS	Las Vegas, Nev./Liberty HS
22	<b>Ariel Thomas</b>	G	5-6	So.	1V	Sacramento, Calif./McClatchy HS
30	Jasmin Holliday	G/F	6-0	Sr.	3V	Chino Hills, Calif./Ayala HS
32	<b>Nia Jackson</b>	G	5-7	RS Sr.	3V	Seattle, Wash./Chief Sealth HS
33	Lexi Petersen	G/F	5-11	Fr.	HS	Tukwila, Wash./Seattle Christian HS
34	Chynna Miley	F	6-2	So.	1V	Atlanta, Ga./Southwest DeKalb HS
40	Megan Carpenter	C	6-4	Fr.	HS	Longmont, Colo./Longmont HS

**Head Coach:** Paul Westhead (St. Joseph's, 1961), 3rd year  
**Assistant Coach:** Dan Muscatell (Western Washington, 1983), 7th year  
**Assistant Coach:** Keila Whittington (Dillard, 1989), 3rd year  
**Assistant Coach:** Shandrika Lee (Pepperdine, 2004), 1st year

**Letterwinners R/L: 8/7**  
**Starters returning in bold**



### PAUL WESTHEAD

**Head Coach • 3rd Year at Oregon**  
**Alma Mater: St. Joseph's, 1961**  
**31-33 (.484) at Oregon • Overall: 320-255 (.557, 20 Years\*)**  
**\*18 years men's collegiate**

Known for his up-tempo style of play, enters his third season at his first position with a collegiate women's team after spending 18 years in the men's game coaching at LaSalle, George Mason and Loyola Marymount, before coaching in the NBA with the Chicago Bulls and the Los Angeles Lakers ... had a very successful coaching career with the WNBA's Phoenix Mercury, where he led the team to a 41-27 (.603) record over two years and a WNBA Championship in 2007.

## TEAM OUTLOOK

- Oregon welcomes back four players that finished last season in the starting lineup - SR F **Amanda Johnson**, SO F **Danielle Love**, SO G **Ariel Thomas** and SO G/F **Deanna Weaver** - while fifth-year SR G **Nia Jackson** is expected to be healthy in her return to the floor following a season-ending knee injury.
- Before being sidelined by injury, Jackson was leading the Pac-10 with 17.0 points and 5.7 assists per game. Her junior season was her best yet, as she shot a team-best .460 from the field and .435 from three-point range. Jackson finished the year with 20 double-figure scoring games in 21 games played.
- During Westhead's two years at Oregon, the Ducks have been one of the highest scoring teams in the NCAA, ranking second in 2010 (81.4 ppg) and 15th in 2011 (73.3 ppg). The Ducks also averaged 8.5 three-pointers per game last year, good for third in the country.
- Oregon returns 67-percent of its scoring from last season, including four of its five top scorers, so the Ducks look to continue lighting up the scoreboard in 2011-12.
- In addition, three of Oregon's top five rebounders are back. Johnson led the Ducks and ranked third in the Pac-10 with 8.3 rebounds per game. She also finished the season third in the conference in scoring at 15.9 points per game.

## QUICK FACTS

Location .....	Eugene, Ore.
Founded .....	1876
Enrollment .....	23,389
Colors .....	Thunder Green & Lightning Yellow
Home Court .....	Matthew Knight Arena (12,541)
Press Row Phone .....	(541) 346-4496
President .....	Richard Lariviere
Faculty Representative .....	James O'Fallon
Athletics Director .....	Rob Mullens
Associate AD/SWA .....	TBA
Head Coach .....	Paul Westhead
Executive Assistant AD .....	Dave Williford
Asst. Dir./WBB SID .....	Andria Wenzel
Office/Fax .....	(541) 346-0962/346-5449
Cell .....	(916) 838-2346
Email .....	awenzel@uoregon.edu
Website .....	www.goducks.com

## YEAR-BY-YEAR RECORD

(since 1981-82)

Year	Conf.	Place	Overall	Postseason
81-82	4-0	1	21-5	
82-83	8-4	3	15-14	
83-84	10-1	1	23-7	
84-85	6-5	3	14-14	
85-86	10-2	T1	21-7	
86-87	14-4	T2	23-7	NCAA 2nd
87-88	9-9	5	16-12	
88-89	11-7	3	22-10	WNIT Champ
89-90	9-9	T4	17-12	
90-91	6-12	8	13-15	
91-92	6-12	7	14-14	
92-93	3-15	T9	9-18	
93-94	13-5	3	20-9	NCAA 2nd
94-95	11-7	4	18-10	NCAA 1st
95-96	10-8	T3	18-11	NCAA 1st
96-97	14-4	2	22-7	NCAA 2nd
97-98	13-5	4	17-10	NCAA 1st
98-99	15-3	T1	25-6	NCAA 2nd
99-00	14-4	1	23-8	NCAA 1st
00-01	10-8	4	17-12	NCAA 1st
01-02	10-8	T6	22-13	WNIT Champ
02-03	8-10	T5	12-16	
03-04	6-12	8	14-15	
04-05	12-6	T2	21-10	NCAA 2nd
05-06	5-13	8	14-15	
06-07	8-10	6	17-14	WNIT 3rd
07-08	7-11	7	14-17	
08-09	5-13	7	9-21	
09-10	7-11	T6	18-16	WNIT 3rd
10-11	4-14	9	13-17	

NWBL Conference member from 1977-1982  
 NorPac Conference member from 1982-1986  
 Pac-10 Conference member from 1986-2011

## WESTHEAD'S RECORD

Year	School	Overall	Conf.	Place/Conf
09-10	ORE	18-16	7-11	T6/Pac-10
10-11	ORE	13-17	4-14	9/Pac-10
<b>ORE Total (2 yrs)</b>		<b>31-33</b>	<b>11-25</b>	
<b>Career Total (20 yrs)</b>		<b>320-255</b>		



## 2010-11 OREGON STATISTICS

Overall: 13-17, Pac-10: 4-14/9th • Home: 7-8 • Away: 6-8 • Neutral: 0-1

#	PLAYER	G-GS	MIN-AVG	FG-FGA	FG%	3P-ATT	3P%	FT-FTA	FT%	OFF	DEF	TOT	AVG	PF-D	AST	TO	BLK	STL	PTS-AVG
32	Jackson, Nia	21-21	566-27.0	114-248	.460	20-46	.435	110-149	.738	26	57	83	4.0	56-2	119	63	3	54	358-17.0
	<i>Conference-Only</i>	10-10	297-29.7	56-133	.421	12-29	.414	63-81	.778	11	30	41	4.1	20-0	54	31	0	22	187-18.7
11	Johnson, Amanda	30-30	802-26.7	180-485	.371	49-173	.283	68-90	.756	77	171	248	8.3	72-2	38	60	27	64	477-15.9
	<i>Conference-Only</i>	18-18	483-26.8	88-261	.337	27-106	.255	30-38	.789	41	92	133	7.4	39-1	21	37	14	29	233-12.9
20	Thomas, Ariel	26-9	442-17.0	73-189	.386	21-67	.313	40-50	.800	29	35	64	2.5	64-2	58	82	2	26	207-8.0
	<i>Conference-Only</i>	18-8	319-17.7	48-133	.361	16-48	.333	29-36	.806	15	28	43	2.4	46-4	41	62	1	19	141-7.8
4	Fallin, Kristi	27-0	503-18.6	65-164	.396	47-124	.379	11-14	.786	23	53	76	2.8	38-0	16	21	7	23	188-7.0
	<i>Conference-Only</i>	17-0	339-19.9	38-97	.392	33-81	.407	4-6	.667	12	35	47	2.8	24-0	8	14	3	9	113-6.6
30	Holliday, Jasmin	30-21	717-23.9	81-188	.431	8-23	.348	33-64	.516	61	96	157	5.2	55-0	38	45	27	56	203-6.8
	<i>Conference-Only</i>	18-10	413-22.9	36-95	.379	3-15	.200	11-29	.379	27	54	81	4.5	33-0	19	24	13	27	86-4.8
1	Weaver, Deanna	28-9	526-18.8	73-207	.353	22-75	.293	17-29	.586	47	60	107	3.8	37-1	29	29	7	32	185-6.6
	<i>Conference-Only</i>	18-8	332-18.4	34-111	.306	18-61	.295	8-15	.533	23	31	54	3.0	25-1	16	20	4	15	94-5.2
25	Buis, Ashley	28-21	431-15.4	57-196	.291	36-126	.286	9-13	.692	14	19	33	1.2	25-0	14	24	1	16	159-5.7
	<i>Conference-Only</i>	16-10	223-13.9	23-82	.280	19-56	.339	6-8	.750	11	12	23	1.4	11-0	2	13	1	7	71-4.4
21	Kenyon, Victoria	30-21	656-21.9	51-162	.315	29-74	.392	22-29	.759	34	73	107	3.6	71-3	20	55	10	15	153-5.1
	<i>Conference-Only</i>	18-10	370-20.6	27-95	.284	18-48	.375	10-15	.667	15	39	54	3.0	33-1	6	31	5	6	82-4.6
54	Canepa, Nicole	30-0	451-15.0	46-116	.397	0-2	.000	59-93	.634	39	51	90	3.0	78-3	16	52	14	8	151-5.0
	<i>Conference-Only</i>	18-0	295-16.4	28-63	.444	0-2	.000	40-63	.635	18	31	49	2.7	50-2	8	34	8	5	96-5.3
2	Love, Danielle	28-9	376-13.4	28-79	.354	15-45	.333	14-23	.609	28	54	82	2.9	43-0	15	22	7	12	85-3.0
	<i>Conference-Only</i>	17-8	269-15.8	17-48	.354	9-32	.281	10-17	.588	13	33	46	2.7	31-0	13	15	6	8	53-3.1
22	Thomas, Tatianna	29-9	326-11.2	28-88	.318	7-22	.318	14-18	.778	24	23	47	1.6	42-0	26	39	11	11	77-2.7
	<i>Conference-Only</i>	17-8	201-11.8	19-65	.292	5-17	.294	11-14	.786	14	12	26	1.5	19-0	20	27	6	8	54-3.2
34	Miley, Chynna	9-0	14-1.6	5-8	.625	0-0	.000	1-4	.250	2	2	4	0.4	0-0	0	0	3	0	11-1.2
	<i>Conference-Only</i>	4-0	6-1.5	2-3	.667	0-0	.000	1-2	.500	0	0	0	0.0	0-0	0	0	0	0	5-1.3
10	Flynn, Candyce	16-0	58-3.6	5-27	.185	0-7	.000	8-8	1.000	3	4	7	0.4	5-0	7	7	1	3	18-1.1
	<i>Conference-Only</i>	7-0	15-2.1	1-3	.333	0-1	.000	4-4	1.000	0	0	0	0.0	1-0	1	1	0	1	6-0.9
5	Ironmonger, Ellyce	11-0	35-3.2	4-12	.333	2-7	.286	0-2	.000	3	10	13	1.2	4-0	1	2	2	2	10-0.9
	<i>Conference-Only</i>	8-0	24-3.0	2-7	.286	1-4	.250	0-2	.000	2	5	7	0.9	4-0	1	1	1	2	5-0.6
3	Stanulis, Laura	20-0	122-6.1	4-22	.182	0-1	.000	0-5	.000	14	16	30	1.5	9-0	29	18	0	6	8-0.4
	<i>Conference-Only</i>	10-0	39-3.9	1-9	.111	0-1	.000	0-0	.000	5	6	11	1.1	1-0	6	7	0	0	2-0.2
	TEAM									72	78	150	5.0	1		5			
	<b>Total</b>	<b>30</b>		<b>814-2191</b>	<b>.372</b>	<b>256-792</b>	<b>.323</b>	<b>406-591</b>	<b>.687</b>	<b>496</b>	<b>802</b>	<b>1298</b>	<b>43.3</b>	<b>600-13</b>	<b>426</b>	<b>524</b>	<b>122</b>	<b>328</b>	<b>2290-76.3</b>
	<i>Conference-Only</i>	18		420-1205	.349	161-501	.321	227-330	.688	246	458	704	39.1	338-7	216	318	62	158	1228-68.2
	<b>Opponents</b>	<b>30</b>		<b>832-2034</b>	<b>.409</b>	<b>184-618</b>	<b>.298</b>	<b>465-691</b>	<b>.673</b>	<b>498</b>	<b>947</b>	<b>1445</b>	<b>48.2</b>	<b>505-9</b>	<b>470</b>	<b>625</b>	<b>114</b>	<b>273</b>	<b>2313-77.1</b>
	<i>Conference-Only</i>	18		540-1251	.432	107-359	.298	269-405	.664	316	575	891	49.5	293-4	310	309	69	169	1456-80.9

### 2011-12 SCHEDULE

Sun.....	N13	.....	Cal Poly	.....	2 p.m.	PT
Fri.....	N18	.....	Illinois	.....	7 p.m.	PT
Sun.....	N20	.....	Portland State	.....	7 p.m.	PT
Thur.-Sun. . N24-27 .. Global Sports Cage Classic, Eugene, Ore.						
Thur.....	N24	.....	Weber State	.....	4 p.m.	PT
Fri.....	N25	.....	UC Irvine	.....	2 p.m.	PT
Sun.....	N27	.....	Nicholls State	.....	2 p.m.	PT
Thur.....	D1	.....	at Fresno State	.....	7 p.m.	PT
Sun.....	D4	.....	Portland	.....	2 p.m.	PT
Sun.....	D11	.....	at Denver	.....	1:30 p.m.	MT
Wed.....	D14	.....	at Nevada	.....	7 p.m.	PT
Mon.....	D19	.....	Cal State Northridge	.....	7 p.m.	PT
Wed.....	D21	.....	Saint Mary's	.....	12 p.m.	PT
Thur.....	D29	.....	Washington State *	.....	7 p.m.	PT
Sat.....	D31	.....	Washington *	.....	2 p.m.	PT
Thur.....	J5	.....	at Stanford *	.....	7 p.m.	PT
Sat.....	J7	.....	at California *	.....	2 p.m.	PT
Thur.....	J12	.....	Arizona *	.....	7 p.m.	PT
Sat.....	J14	.....	Arizona State *	.....	2 p.m.	PT
Thur.....	J19	.....	at USC *	.....	7 p.m.	PT
Sat.....	J21	.....	at UCLA *	.....	1 p.m.	PT
Sat.....	J28	.....	at Oregon State * (FSN/ROOT)	.....	4 p.m.	PT
Thur.....	F2	.....	Utah *	.....	7 p.m.	PT
Sat.....	F4	.....	Colorado *	.....	2 p.m.	PT
Thur.....	F9	.....	at Washington *	.....	7 p.m.	PT
Sat.....	F11	.....	at Washington State *	.....	8 p.m.	PT
Thur.....	F16	.....	California *	.....	7 p.m.	PT
Sat.....	F18	.....	Stanford *	.....	2 p.m.	PT
Sat.....	F28	.....	Oregon State *	.....	2 p.m.	PT
Thur.....	M1	.....	at Colorado * (ROOT)	.....	6:30 p.m.	MT
Sat.....	M3	.....	at Utah *	.....	3 p.m.	MT
Wed.-Sat....	M7-10	.....	Pac-12 Tournament			

\* Pac-12 Conference game.  
All times local to site & subject to change.

### SERIES

Cal Poly	.....	First Mtg
CS Northridge	.....	First Mtg
Denver	.....	1-0
Fresno State	.....	4-2
Illinois	.....	1-0
Nevada	.....	4-0
Nicholls State	.....	First Mtg
Portland	.....	23-4
Portland State	.....	22-9
UC Irvine	.....	3-1
Weber State	.....	5-0
Arizona	.....	29-25
Arizona State	.....	28-28
California	.....	36-25
Colorado	.....	8-3
Oregon State	.....	59-27
Stanford	.....	8-43
UCLA	.....	24-30
USC	.....	17-39
Utah	.....	9-5
Washington	.....	42-41
Washington State	.....	57-13

### HISTORY

All-Time Record	..	634-420
First Year	.....	1973-74
Pac-10 Record	....	230-220
Pac-10 Tournament	..	4-10
NCAA Record	.....	5-12
WNIT Record	.....	13-3

### 2010-11 RESULTS

Date	Opponent	Score	Hi Points	Hi Reb
11/13	Western Oregon	W, 110-70	(18)Johnson	(11)Johnson
11/19	at Long Beach State	W, 88-76	(21)Jackson	(15)Holliday
11/22	at Portland	W, 83-79	(20)Johnson	(12)Johnson
11/26	Idaho	W, 74-48	(20)Johnson	(9)Johnson
11/27	CSU Bakersfield	L, 78-82	(29)Johnson	(14)Johnson
11/28	Sacramento State	W, 110-60	(26)Fallin	(12)Love
12/3	at Boise State	W, 80-64	(15)Johnson	(12)Johnson
12/14	UC Riverside	L, 69-74	(24)Johnson	(9)Johnson
12/17	Denver	W, 82-71	(24)Johnson	(12)Johnson
12/19	at Saint Mary's	W, 100-71	(19)Johnson	(7)Johnson
12/21	at Santa Clara	W, 99-72	(27)Johnson	(5)Holliday
			(5)Johnson	
12/31	at Arizona	L, 94-109	(16)Johnson	(8)Jackson
1/2	at Arizona State	L, 67-86	(17)Jackson	(7)Kenyon
1/6	Washington State	W, 77-72	(22)Jackson	(10)Holliday
1/8	Washington	W, 68-64	(22)Jackson	(7)Holliday
1/13	at USC	L, 76-79	(25)Jackson	(11)Holliday
1/15	at UCLA	L, 57-87	(12)Johnson	(9)Johnson
1/23	Oregon State	W, 81-72	(24)Jackson	(8)Kenyon
1/27	Stanford	L, 56-91	(21)Jackson	(8)Johnson
1/29	California	L, 65-81	(26)Johnson	(6)Johnson
2/3	at Washington	LOT, 76-90	(22)Jackson	(10)Johnson
2/5	at Washington State	L, 90-96	(22)Johnson	(9)Johnson
2/10	UCLA	L, 48-75	(9)Johnson	(7)Johnson
2/12	USC	L, 63-85	(16)A.Thomas	(8)Love
			(8)Johnson	
2/19	at Oregon State	L, 59-61	(18)Johnson	(9)Johnson
2/24	at California	W, 60-46	(21)A.Thomas	(11)Johnson
2/26	at Stanford	L, 60-99	(10)Fallin	(7)Johnson
3/3	Arizona State	L, 66-75	(19)Johnson	(9)Johnson
3/5	Arizona	L, 65-88	(12)A.Thomas	(6)Ironmonger
			(6)Love	



INDENDI



RUECK



MARTIN

## 2011-12 OREGON STATE ROSTER

No.	Name	Pos.	Ht.	Yr.	Exp.	Hometown/High School (Last School)
2	<b>Alexis Bostick</b>	G	5-9	So.	1V	Oakland, Calif./Bishop O'Dowd HS
4	Thais Pinto	C	6-7	Jr.	TR	Belo Horizonte, Brazil/Colegio Magnum (W. Nebraska CC)
5	Jenna Dixon	G	5-8	RS So.	1V	Portland, Ore./Jesuit HS
10	Katie Schrock	G	6-0	So.	1V	Corvallis, Ore./Corvallis HS
11	Quortni Fambro	G	5-8	Jr.	TR	Decatur, Ga./Redan HS (NW Florida State College)
14	Ali Gibson	G	5-11	Fr.	HS	Woodridge, Calif./St. Mary's HS
15	<b>Earlysia Marchbanks</b>	G	5-11	Sr.	1V	Salem, Ore./McKay HS (Yakima Valley CC)
20	Patricia Bright	F/C	6-4	Jr.	TR	Phoenix, Ariz./Desert Vista HS (Pensacola State College)
22	<b>Sage Indendi</b>	G	5-9	RS Jr.	1V	Livingston, Mont./Park HS (George Fox)
23	Shakiana Edwards-Teasley	F	6-2	Jr.	TR	Lapwai, Idaho/Lewiston HS (North Idaho JC)
24	<b>Alyssa Martin</b>	G	6-0	So.	1V	Portland, Ore./Jesuit HS
30	Mollee Schwegler	G	5-6	Jr.	TR	Rainier, Ore./Rainier HS (Lower Columbia College)

**Head Coach:** Scott Rueck (Oregon State, 1991), 2nd year  
**Assistant Coach:** Mark Campbell (Hawai'i, 2004), 2nd year  
**Assistant Coach:** Eric Ely (Northwest Nazarene, 1982), 2nd year  
**Assistant Coach:** Megan Dickerson (Montana State-Billings, 1999), 1st year

**Letterwinners R/L: 6/5**  
**Starters returning in bold**



**SCOTT RUECK**  
**Head Coach • 2nd Year at Oregon State**  
**Alma Mater: Oregon State, 1991**  
**Overall: 297-109 (.732, 15 years)**

Rueck enters his second season at his alma mater after 14 successful seasons at George Fox University where he was named 2009 NCAA Division III National Coach of the Year ... a seven-time Northwest Conference Coach of the Year, posting back-to-back undefeated Conference seasons in 2009 and 2010 ... won seven Conference titles, the 2009 NCAA title, made three NCAA Elite Eight appearances and five Sweet 16 showings... coached eight All-Americans and 33 All-Northwest Conference picks.

## TEAM OUTLOOK

- As head coach **Scott Rueck** enters his second year at the helm, he welcomes back four starters including his top two leading scorers from last season in SO G **Alyssa Martin** and RS JR G **Sage Indendi**. Martin was named to the Pac-10 All-Freshman Team after starting all 30 games for the Beavers and averaging 12.4 points. Martin finished the season with 20 double-digit points games. Indendi, who won a Division III National Championship with Rueck as a freshman at George Fox, averaged 10.7 points per game, including 11.6 points in Pac-10 play. Indendi set the school's single-season record with 75 three-pointers last year.
- The other two returning starters for the season are SO G **Alexis Bostick** and the squad's lone senior, G **Earlysia Marchbanks**.
- Oregon State must replace El Sara Greer, who tied the Pac-10 single-season record and broke the school record with 92 blocked shots.
- Rueck's first recruiting class consists of four junior transfers and freshman **Ali Gibson**. Gibson won three-straight California state titles as well as a *USA Today* national title in 2010.

## QUICK FACTS

<b>Location</b> .....	Corvallis, Ore.
<b>Founded</b> .....	1868
<b>Enrollment</b> .....	20,100
<b>Colors</b> .....	Orange & Black
<b>Home Court</b> .....	Gill Coliseum (10,400)
<b>Press Row Phone</b> .....	(541) 737-3020
<b>President</b> .....	Dr. Edward Ray
<b>Faculty Rep.</b> .....	Dr. Joseph Spatafora
<b>Athletics Director</b> .....	Bob De Carolis
<b>Senior Assoc. AD/SWA</b> .....	Marianne Vydra
<b>Head Coach</b> .....	Scott Rueck
<b>Asst. AD/Communications</b> .....	Steve Fenk
<b>Asst. Dir./WBB SID</b> .....	Melody Stockwell
<b>Office/Fax</b> .....	(541) 737-3720/737-3072
<b>Cell</b> .....	(541) 230-4482
<b>Email</b> .....	melody.stockwell@oregonstate.edu
<b>Website</b> .....	www.osubeavers.com

## YEAR-BY-YEAR RECORD (since 1981-82)

Year	Conf.	Place	Overall	Postseason
81-82			20-8	WNIT 3rd
82-83			24-6	NCAA 1st
83-84			21-8	NCAA 1st
84-85			19-10	
85-86			7-21	
86-87	8-10	T6	17-11	
87-88	5-13	T8	10-18	
88-89	7-11	7	13-15	
89-90	1-17	10	5-26	
90-91	9-9	6	17-11	
91-92	3-15	T9	8-20	
92-93	9-9	6	15-12	
93-94	9-9	6	17-11	NCAA 1st
94-95	12-6	3	21-8	NCAA 2nd
95-96	11-7	2	19-9	NCAA 1st
96-97	5-13	7	11-16	
97-98	2-16	T9	7-20	
98-99	3-15	T9	11-16	
99-00	10-8	T5	14-16	
00-01	8-10	T6	16-13	WNIT 1st
01-02	11-7	T4	17-15	WNIT 2nd
02-03	8-10	T5	15-15	WNIT 2nd
03-04	8-10	7	17-15	WNIT QF
04-05	1-17	10	6-23	
05-06	7-11	7	16-15	WNIT 2nd
06-07	4-14	T8	9-19	
07-08	4-14	T8	12-19	
08-09	9-9	T4	20-12	WNIT QF
09-10	2-16	10	11-20	
10-11	2-16	10	9-21	

*NWBL Conference member from 1979-1982*  
*NorPac Conference member from 1982-1986*  
*Pac-10 Conference member from 1986-2011*

## RUECK'S RECORD

Year	School	Overall	Conf.	Place/Conf
96-97	George Fox	15-10	9-5	T3/NWC
97-98	George Fox	16-9	13-5	2/NWC
98-99	George Fox	18-6	14-4	T2/NWC
99-00	George Fox	23-5	14-2	T1/NWC
00-01	George Fox	23-3	15-1	1/NWC
01-02	George Fox	20-6	11-5	T3/NWC
02-03	George Fox	15-10	10-6	4/NWC
03-04	George Fox	13-12	7-9	T5/NWC
04-05	George Fox	22-6	14-2	1/NWC
05-06	George Fox	19-6	10-6	T3/NWC
06-07	George Fox	19-7	13-3	T1/NWC
07-08	George Fox	25-5	14-2	T1/NWC
08-09	George Fox	32-0	16-0	1/NWC
09-10	George Fox	28-3	16-0	1/NWC
10-11	OSU	9-21	2-16	10/Pac-10
<b>OSU Total (1 yr)</b>		<b>9-21</b>	<b>2-16</b>	
<b>Career Total (15 yrs)</b>		<b>297-109</b>	<b>178-66</b>	

# OREGON STATE BEAVERS

## 2010-11 OREGON STATE STATISTICS

Overall: 9-21, Pac-10: 2-16/10th • Home: 4-9 • Away: 3-10 • Neutral: 2-2

#	PLAYER	G-GS	MIN-AVG	FG-FGA	FG%	3P-ATT	3P%	FT-FTA	FT%	OFF	DEF	TOT	AVG	PF-D	AST	TO	BLK	STL	PTS-AVG
24	Martin, Alyssa	30-30	1144-38.1	127-370	.343	60-176	.341	58-75	.773	5	88	93	3.1	41-0	52	73	22	42	372-12.4
	<i>Conference-Only</i>	18-18	686-38.1	65-204	.319	32-101	.317	29-40	.725	3	52	55	3.1	24-0	29	51	8	26	191-10.6
22	Indendi, Sage	30-30	1029-34.3	113-283	.399	75-183	.410	20-30	.667	20	86	106	3.5	36-1	76	117	5	57	321-10.7
	<i>Conference-Only</i>	18-18	637-35.4	74-180	.411	51-117	.436	9-10	.900	10	57	67	3.7	27-1	40	83	3	30	208-11.6
34	Greer, El Sara	30-30	1031-34.4	107-191	.560	0-1	.000	63-120	.525	120	122	242	8.1	98-3	28	60	92	38	277-9.2
	<i>Conference-Only</i>	18-18	628-34.9	63-110	.573	0-1	.000	36-68	.529	70	72	142	7.9	61-2	18	38	58	24	162-9.0
15	Marchbanks, Earlysia	30-20	875-29.2	101-291	.347	22-99	.222	37-59	.627	68	99	167	5.6	77-2	63	116	8	48	261-8.7
	<i>Conference-Only</i>	18-18	583-32.4	67-201	.333	16-69	.232	21-36	.583	44	66	110	6.1	45-1	43	80	6	35	171-9.5
2	Bostick, Alexis	30-30	802-26.7	45-177	.254	14-68	.206	55-111	.495	46	82	128	4.3	41-0	92	91	2	58	159-5.3
	<i>Conference-Only</i>	18-18	461-25.6	16-87	.184	3-36	.083	29-58	.500	28	41	69	3.8	21-0	45	44	1	29	64-3.6
20	Misa, Angela	30-10	484-16.1	38-105	.362	2-3	.667	29-58	.500	43	97	140	4.7	58-0	13	48	12	37	107-3.6
	<i>Conference-Only</i>	18-0	255-14.2	25-67	.373	1-1	1.000	17-32	.531	24	45	69	3.8	37-0	4	22	5	26	68-3.8
5	Dixon, Jenna	21-0	209-10.0	18-58	.310	14-48	.292	6-8	.750	6	5	11	0.5	12-0	7	14	1	6	56-2.7
	<i>Conference-Only</i>	14-0	154-11.0	12-42	.286	10-35	.286	4-5	.800	4	5	9	0.6	9-0	6	9	1	4	38-2.7
1	James, Classye	20-0	267-13.4	13-47	.277	6-22	.273	12-22	.545	8	12	20	1.0	32-0	17	36	0	9	44-2.2
	<i>Conference-Only</i>	10-0	88-8.8	3-14	.214	0-7	.000	5-6	.833	1	2	3	0.3	11-0	5	14	0	1	11-1.1
44	Brown, Tami	16-0	142-8.9	9-31	.290	1-8	.125	2-2	1.000	7	12	19	1.2	7-0	2	5	1	7	21-1.3
	<i>Conference-Only</i>	13-0	104-8.0	6-20	.300	1-7	.143	2-2	1.000	3	7	10	0.8	6-0	2	3	1	3	15-1.2
10	Schrock, Katie	7-0	16-2.3	0-4	.000	0-4	.000	0-0	.000	0	3	3	0.4	0-0	2	0	0	0	0-0.0
	<i>Conference-Only</i>	3-0	3-1.0	0-1	.000	0-1	.000	0-0	.000	0	0	0	0.0	0-0	1	0	0	0	0-0.0
32	Wetzel, Courtney	2-0	1-0.5	0-0	.000	0-0	.000	0-0	.000	1	0	1	0.5	0-0	0	0	0	0	0-0.0
	<i>Conference-Only</i>	2-0	1-0.5	0-0	.000	0-0	.000	0-0	.000	1	0	1	0.5	0-0	0	0	0	0	0-0.0
	TEAM									60	70	130	4.3	1		16			
	<b>Total</b>	<b>30</b>		<b>571-1557</b>	<b>.367</b>	<b>194-612</b>	<b>.317</b>	<b>282-485</b>	<b>.581</b>	<b>384</b>	<b>676</b>	<b>1060</b>	<b>35.3</b>	<b>403-6</b>	<b>352</b>	<b>576</b>	<b>143</b>	<b>302</b>	<b>1618-53.9</b>
	<i>Conference-Only</i>	18		331-926	.357	114-375	.304	152-257	.591	220	383	603	33.5	242-4	193	352	83	178	928-51.6
	<b>Opponents</b>	<b>30</b>		<b>646-1677</b>	<b>.385</b>	<b>169-522</b>	<b>.324</b>	<b>256-396</b>	<b>.646</b>	<b>429</b>	<b>703</b>	<b>1132</b>	<b>37.7</b>	<b>466-3</b>	<b>410</b>	<b>521</b>	<b>100</b>	<b>257</b>	<b>1717-57.2</b>
	<i>Conference-Only</i>	18		410-1016	.404	113-320	.353	162-245	.661	261	424	685	38.1	258-1	265	295	66	169	1095-60.8

### 2011-12 SCHEDULE

Fri.....	N11	.....	Western Oregon.....	12 p.m. PT
Sun.....	N13	.....	Montana State.....	2 p.m. PT
Thur.....	N17	.....	Cal State Northridge.....	7 p.m. PT
Sun.....	N20	.....	Southern Utah.....	7 p.m. PT
Tue.....	N22	.....	at Eastern Washington.....	6 p.m. PT
Fri.-Sat..... D2-3..... Gene Hackerman Invitational, <i>Houston, Texas</i>				
Fri.....	D2	.....	vs. North Texas.....	5 p.m. CT
Sat.....	D3	.....	vs. Rice/Texas A&M-CC.....	TBA
Sat.....	D10	.....	at Pepperdine.....	4 p.m. PT
Tue.....	D13	.....	at Cal State Bakersfield.....	7 p.m. PT
Fri.....	D16	.....	Corban.....	7 p.m. PT
Mon.....	D19	.....	Saint Mary's.....	7 p.m. PT
Thur.....	D29	.....	Washington *.....	7 p.m. PT
Sat.....	D31	.....	Washington State *.....	2 p.m. PT
Thur.....	J5	.....	at California *.....	7 p.m. PT
Sat.....	J7	.....	at Stanford *.....	2 p.m. PT
Thur.....	J12	.....	Arizona State *.....	7 p.m. PT
Sat.....	J14	.....	Arizona *.....	2 p.m. PT
Thur.....	J19	.....	at UCLA *.....	7 p.m. PT
Sat.....	J21	.....	at USC *.....	2 p.m. PT
Sat.....	J28	.....	Oregon * (FSN).....	4 p.m. PT
Thur.....	F2	.....	Colorado *.....	7 p.m. PT
Sat.....	F4	.....	Utah *.....	2 p.m. PT
Thur.....	F9	.....	at Washington State *.....	7 p.m. PT
Sat.....	F11	.....	at Washington *.....	8 p.m. PT
Thur.....	F16	.....	Stanford *.....	7 p.m. PT
Sat.....	F18	.....	California *.....	2 p.m. PT
Sat.....	F25	.....	at Oregon *.....	2 p.m. PT
Thur.....	M1	.....	at Utah *.....	7 p.m. MT
Sat.....	M3	.....	at Colorado *.....	4 p.m. MT
Wed.-Sat....	M7-10	.....	Pac-12 Tournament	

\* Pac-12 Conference game.  
All times local to site & subject to change.

### SERIES

Cal State Bakersfield ...	2-1
Cal State Northridge ....	1-1
Corban.....	First Mtg
Eastern Washington ....	6-3
Montana State.....	11-0
North Texas .....	First Mtg
Pepperdine.....	1-2
Rice.....	First Mtg
Saint Mary's.....	3-1
Southern Utah.....	4-1
Texas A&M CC.....	1-0
Western Oregon .....	6-2
Arizona .....	25-31
Arizona State.....	19-35
California .....	28-33
Colorado.....	0-2
Oregon.....	22-57
Stanford.....	6-47
UCLA.....	18-41
USC.....	18-37
Utah.....	6-5
Washington.....	27-47
Washington State....	44-24

### HISTORY

All-Time Record ..	499-500
First Year .....	1976-77
Pac-10 Record.....	167-296
Pac-10 Tournament ..	5-10
NCAA Record .....	2-5
WNIT Record.....	13-6

### 2010-11 RESULTS

Date	Opponent	Score	Hi Points	Hi Reb
11/13	Long Beach State	W, 71-39	(24)Martin	(12)Misa
11/19	vs Eastern Michigan	W, 59-44	(14)Indendi	(13)Greer
11/20	vs Cal State Northridge	W, 49-32	(10)Bostick	(11)Greer (11)Misa
11/21	at Hawai'i	L, 49-54	(11)Indendi	(6)Marchbanks
11/26	at UNLV	W, 57-45	(23)Martin	(7)Bostick (7)Marchbanks
11/27	vs Rutgers	L, 52-65	(13)Martin	(8)Greer
			(13)Greer	
11/30	CS Bakersfield	W, 68-59	(25)Greer	(11)Greer
12/3	Pepperdine	L, 54-57	(18)Martin	(10)Greer
12/14	at Weber State	W, 62-55	(15)Indendi	(9)Greer
12/17	at Southern Utah	L, 61-62	(18)Marchbanks	(6)Marchbanks
12/21	Eastern Washington	W, 64-60	(16)Marchbanks	(13)Greer
			(16)Indendi	
12/31	at Arizona State	L, 46-49	(20)Indendi	(7)Marchbanks
1/2	at Arizona	L, 65-67	(17)Indendi	(8)Greer
1/6	Washington	L, 52-55	(19)Martin	(6)Greer (6)Misa
1/8	Washington State	L, 50-58	(15)Greer	(14)Greer
1/13	at UCLA	L, 46-58	(13)Indendi	(5)Greer
1/15	at USC	L, 45-53	(10)Martin	(8)Marchbanks
			(10)Greer	
1/23	at Oregon	L, 72-81	(21)Martin	(11)Greer
1/27	California	L, 47-60	(13)Marchbanks	(5)Greer (5)Misa/Marchbanks
1/29	Stanford	L, 44-74	(19)Marchbanks	(10)Greer
2/3	at Washington State	L, 64-67	(22)Indendi	(9)Greer
2/5	at Washington	W, 51-46	(17)Indendi	(10)Greer
2/10	USC	L, 51-70	(18)Martin	(6)Marchbanks (6)Greer
2/12	UCLA	L, 48-58	(17)Marchbanks	(9)Greer
2/19	Oregon	W, 61-59	(21)Greer	(13)Greer
2/24	at Stanford	L, 37-73	(12)Indendi	(7)Greer
2/26	at California	L, 49-58	(15)Indendi	(10)Marchbanks
3/3	Arizona	L, 46-50	(16)Marchbanks	(10)Greer
3/5	Arizona State	L, 54-59	(13)Martin/Greer	(5)Indendi
3/9	vs Arizona State <sup>P10</sup>	L, 44-50	(10)Martin	(8)Marchbanks (10)Indendi

P10 indicates Pac-10 Tournament game.





## QUICK FACTS

<b>Location</b> .....	Stanford, Calif.
<b>Founded</b> .....	1891
<b>Enrollment</b> .....	15,319
<b>Colors</b> .....	Cardinal & White
<b>Home Court</b> .....	Maples Pavilion (7,329)
<b>Press Row Phone</b> .....	(650) 723-4418
<b>President</b> .....	John L. Hennessy
<b>Faculty Representative</b> .....	Ramon Saldivar
<b>Athletics Director</b> .....	Bob Bowlsby
<b>Senior Assoc. AD/SWA</b> .....	Beth Goode
<b>Head Coach</b> .....	Tara VanDerveer
<b>Sr. Asst. AD/Media Relations</b> .....	Jim Young
<b>Asst. Dir./WBB SID</b> .....	Aaron Juarez
<b>Office/Fax</b> .....	(650) 725-7277/725-2957
<b>Cell</b> .....	(408) 250-1598
<b>Email</b> .....	arjuarez@stanford.edu
<b>Website</b> .....	www.gostanford.com

## YEAR-BY-YEAR RECORD (since 1981-82)

Year	Conf.	Place	Overall	Postseason
81-82	9-3	2	19-8	NCAA 1st
82-83	5-9	5	19-16	
83-84	1-13	T7	5-23	
84-85	2-12	7	9-19	
85-86	1-7	5	13-15	
86-87	8-10	T6	14-14	
87-88	14-4	3	27-5	NCAA 2nd
88-89	18-0	1	28-3	NCAA S16
89-90	17-1	T1	32-1	NCAA Champ
90-91	16-2	1	26-6	NCAA FF
91-92	15-3	1	30-3	NCAA Champ
92-93	15-3	1	26-6	NCAA 2nd
93-94	15-3	2	25-6	NCAA E8
94-95	17-1	1	30-3	NCAA FF
95-96	18-0	1	29-3	NCAA FF
96-97	18-0	1	34-2	NCAA FF
97-98	17-1	1	21-6	NCAA 1st
98-99	14-4	3	18-12	NCAA 1st
99-00	13-5	T2	21-9	NCAA 2nd
00-01	12-6	T1	19-11	NCAA 2nd
01-02	18-0	1	32-3	NCAA 2nd
02-03	15-3	1	27-5	NCAA E8
03-04	14-4	T1	27-7	NCAA E8
04-05	17-1	1	32-3	NCAA E8
05-06	15-3	1	26-8	NCAA E8
06-07	17-1	1	29-5	NCAA 2nd
07-08	16-2	1	35-4	NCAA Final
08-09	17-1	1	33-5	NCAA FF
09-10	18-0	1	36-2	NCAA Final
10-11	18-0	1	33-3	NCAA FF

*NorCal Conference member from 1978-1984  
WCAA member from 1984-1985  
Pac-West Conference member in 1985-1986  
Pac-10 Conference member from 1986-2011*

## VANDERVEER'S RECORD

Year	School	Overall	Conf.	Place/Conf
78-79	Idaho	17-8		
79-80	Idaho	25-6		
80-81	Ohio State	17-15		Big Ten
81-82	Ohio State	20-7		Big Ten
82-83	Ohio State	23-5	15-3	T1/Big Ten
83-84	Ohio State	22-7	17-1	1/Big Ten
84-85	Ohio State	28-3	18-0	1/Big Ten
85-86	STAN	13-15		
86-87	STAN	14-14	8-10	T6/Pac-10
87-88	STAN	27-5	14-4	3/Pac-10
88-89	STAN	28-3	18-0	1/Pac-10
89-90	STAN	32-1	17-1	1/Pac-10
90-91	STAN	26-6	16-2	1/Pac-10
91-92	STAN	30-3	15-3	1/Pac-10
92-93	STAN	26-6	15-3	1/Pac-10
93-94	STAN	25-6	15-3	2/Pac-10
94-95*	STAN	30-3	17-1	1/Pac-10
96-97	STAN	34-2	18-0	1/Pac-10
97-98	STAN	21-6	17-1	1/Pac-10
98-99	STAN	18-12	14-4	3/Pac-10
99-00	STAN	21-9	13-5	T2/Pac-10
00-01	STAN	19-11	12-6	T1/Pac-10
01-02	STAN	32-3	18-0	1/Pac-10
02-03	STAN	27-5	15-3	1/Pac-10
03-04	STAN	27-7	14-4	T1/Pac-10
04-05	STAN	32-3	17-1	1/Pac-10
05-06	STAN	26-8	15-3	1/Pac-10
06-07	STAN	29-5	17-1	1/Pac-10
07-08	STAN	35-4	16-2	1/Pac-10
08-09	STAN	33-5	17-1	1/Pac-10
09-10	STAN	36-2	18-0	1/Pac-10
10-11	STAN	33-3	18-0	1/Pac-10
<b>STAN Total (25 yrs)</b>		<b>674-147</b>	<b>374-58</b>	
<b>Career Total (32 yrs)</b>		<b>826-198</b>	<b>424-62</b>	

## 2011-12 STANFORD ROSTER

No.	Name	Pos.	Ht.	Yr.	Exp.	Hometown/High School (Last School)
00	Alex Green	G	5-9	Fr.	HS	Dallas, Texas/Bishop Lynch HS
1	Grace Mashore	G	5-10	Sr.	3V	Washington, D.C./National Cathedral School
3	Mikaela Ruef	F	6-3	Jr.	2V	Beavercreek, Ohio/Beavercreek HS
4	Taylor Greenfield	F	6-3	Fr.	HS	Huxley, Iowa/Ballard Community HS
13	<b>Chiney Ogwumike</b>	F	6-3	So.	1V	Cypress, Texas/Cy-Fair HS
15	<b>Lindy La Rocque</b>	G	5-8	Sr.	3V	Las Vegas, Nev./Durango HS
21	Sara James	G	5-10	So.	1V	El Dorado Hills, Calif./Oak Ridge HS
23	Jasmine Camp	G	5-7	Fr.	HS	Ellenwood, Ga./Chamblee HS
25	Erica Payne	F	6-2	Fr.	HS	Concord, Calif./Carondelet HS
30	<b>Nnemkadi Ogwumike</b>	F	6-2	Sr.	3V	Cypress, Texas/Cy-Fair HS
31	Toni Kokenis	G	5-11	So.	1V	Oak Brook, Ill./Hinsdale Central HS
33	Amber Orrange	G	5-7	Fr.	HS	Houston, Texas/Westbury Christian HS
41	Bonnie Samuelson	F	6-2	Fr.	HS	Huntington Beach, Calif./Edison HS
42	Sarah Boothe	F/C	6-5	RS Jr.	2V	Gurnee, Ill./Warren Township HS
44	Joslyn Tinkle	F	6-3	Jr.	2V	Missoula, Mont./Big Sky HS

**Head Coach:** Tara VanDerveer (Indiana, 1975), 26th year

**Associate Head Coach:** Amy Tucker (Ohio State, 1982), 27th year

**Assistant Coach:** Kate Paye (Stanford, 1995), 5th year

**Assistant Coach:** Trina Patterson (Virginia, 1987), 1st year

**Letterwinners R/L: 9/5**

**Starters returning in bold**



## TARA VANDERVEER

**Head Coach • 26th Year at Stanford**

**Alma Mater: Indiana, 1975**

**674-147 (.821) at Stanford • Overall: 826-198 (.807, 32 years)**

VanDerveer was enshrined into the Naismith Basketball Hall of Fame in August ... With 826 wins, is one of just five Division I women's basketball head coaches to reach the 800-win mark ... the winningest coach in Pac-10 Conference history ... 11-time Pac-10 Coach of the Year ... has guided the Cardinal to 19 Conference regular-season titles and eight tournament crowns ... her Stanford teams have made 23 NCAA Tournament appearances, winning the national championship in 1990 and 1992. *\* On leave coaching the U.S. Olympic team during 1995-96.*

## TEAM OUTLOOK

- Looking to make a fifth-consecutive trip to the NCAA Final Four, the Cardinal will have to do so without All-American and four-time all-conference pick Kayla Pedersen and the 2011 Pac-10 Player of the Year, Jeanette Pohlen. However, Stanford still returns plenty of talent to still be considered a threat for the conference title and national championship.
- Leading the way is the 2010 Pac-10 Player of the Year and two-time All-American SR F **Nnemkadi Ogwumike**. By her side will be younger sister SO F **Chiney Ogwumike**, the 2011 Pac-10 Freshman of the Year. The tandem are a strong force in the paint. Both are also national player of the year candidates.
- Complementing the Ogwumike's inside presence is SR G **Lindy La Rocque**, one of the Conference's top-10 three point shooters last year.
- One of the tallest teams in the nation the last several years, the Cardinal continue to be strong despite recent losses. Eight players on the roster measure 6-for-2 and taller.
- Despite playing one of the toughest schedules in the nation every year, Stanford has won at least 33 games in each of the last four years.



## 2010-11 STANFORD STATISTICS

Overall: 33-3, Pac-10: 18-0/1st • Home: 17-0 • Away: 12-2 • Neutral: 4-1

#	PLAYER	G-GS	MIN-AVG	FG-FGA	FG%	3P-ATT	3P%	FT-FTA	FT%	OFF	DEF	TOT	AVG	PF-D	AST	TO	BLK	STL	PTS-AVG
30	Ogwumike, Nnemkadi	33-33	951-28.8	231-394	.586	2-9	.222	112-148	.757	73	178	251	7.6	61-0	39	47	18	31	576-17.5
	<i>Conference-Only</i>	16-16	411-25.7	96-170	.565	0-3	.000	51-69	.739	24	89	113	7.1	26-0	17	16	8	18	243-15.2
23	Pohlen, Jeanette	36-36	1209-33.6	176-404	.436	96-230	.417	75-84	.893	11	104	115	3.2	50-2	171	111	12	45	523-14.5
	<i>Conference-Only</i>	18-18	579-32.2	89-199	.447	47-113	.416	45-48	.938	4	55	59	3.3	22-1	92	50	6	20	270-15.0
14	Pedersen, Kayla	35-35	1164-33.3	152-326	.466	28-107	.262	108-138	.783	72	208	280	8.0	54-0	123	69	27	35	440-12.6
	<i>Conference-Only</i>	18-18	568-31.6	80-161	.497	12-46	.261	71-90	.789	43	101	144	8.0	28-0	53	34	14	17	243-13.5
13	Ogwumike, Chiney	35-35	827-23.6	166-289	.574	0-0	.000	77-123	.626	124	157	281	8.0	95-4	32	67	29	52	409-11.7
	<i>Conference-Only</i>	18-18	428-23.8	84-148	.568	0-0	.000	46-72	.639	66	84	150	8.3	39-0	14	37	15	32	214-11.9
42	Boothe, Sarah	36-1	481-13.4	88-171	.515	0-1	.000	25-33	.758	48	68	116	3.2	69-2	35	46	16	4	201-5.6
	<i>Conference-Only</i>	18-0	242-13.4	52-98	.531	0-0	.000	12-15	.800	27	39	66	3.7	35-0	16	24	4	2	116-6.4
44	Tinkle, Joslyn	35-9	551-15.7	72-163	.442	24-76	.316	24-36	.667	43	55	98	2.8	39-0	49	24	10	10	192-5.5
	<i>Conference-Only</i>	18-2	267-14.8	31-76	.408	9-34	.265	18-26	.692	24	30	54	3.0	26-0	28	17	3	3	89-4.9
31	Kokenis, Toni	33-2	562-17.0	66-140	.471	17-41	.415	27-33	.818	15	38	53	1.6	45-0	44	43	1	30	176-5.3
	<i>Conference-Only</i>	15-0	263-17.5	40-73	.548	9-23	.391	15-19	.789	7	19	26	1.7	19-0	21	22	1	20	104-6.9
15	La Rocque, Lindy	34-29	639-18.8	40-98	.408	34-88	.386	20-27	.741	4	35	39	1.1	31-0	62	30	2	15	134-3.9
	<i>Conference-Only</i>	18-18	395-21.9	22-57	.386	19-52	.365	13-18	.722	3	24	27	1.5	19-0	37	16	2	5	76-4.2
21	James, Sara	28-0	215-7.7	20-52	.385	12-36	.333	9-16	.563	9	20	29	1.0	28-0	5	9	1	4	61-2.2
	<i>Conference-Only</i>	15-0	109-7.3	9-26	.346	5-18	.278	6-12	.500	6	7	13	0.9	15-0	5	5	1	3	29-1.9
3	Ruef, Mikaela	34-0	343-10.1	28-69	.406	3-18	.167	13-25	.520	28	72	100	2.9	24-0	47	29	10	14	72-2.1
	<i>Conference-Only</i>	18-0	171-9.5	15-31	.484	0-7	.000	7-16	.438	13	44	57	3.2	13-0	26	17	5	9	37-2.1
00	Murphy, Melanie	17-0	146-8.6	9-24	.375	1-2	.500	9-11	.818	1	11	12	0.7	15-1	19	18	4	11	28-1.6
	<i>Conference-Only</i>	11-0	82-7.5	4-12	.333	0-1	.000	7-9	.778	1	7	8	0.7	8-0	5	10	1	5	15-1.4
24	Cimino, Ashley	23-0	83-3.6	8-14	.571	4-6	.667	6-7	.857	4	20	24	1.0	4-0	5	3	2	1	26-1.1
	<i>Conference-Only</i>	14-0	50-3.6	5-8	.625	3-3	1.000	3-3	1.000	3	11	14	1.0	3-0	4	2	1	0	16-1.1
1	Mashore, Grace	20-0	54-2.7	6-16	.375	4-9	.444	2-2	1.000	1	3	4	0.2	4-0	4	7	0	1	18-0.9
	<i>Conference-Only</i>	12-0	35-2.9	3-10	.300	2-7	.286	2-2	1.000	1	3	4	0.3	4-0	4	3	0	1	10-0.8
20	Donaghe, Hannah	1-0	0-0.0	0-0	.000	0-0	.000	0-0	.000	0	0	0	0.0	0-0	0	0	0	0	0-0.0
	<i>Conference-Only</i>	1-0	0-0.0	0-0	.000	0-0	.000	0-0	.000	0	0	0	0.0	0-0	0	0	0	0	0-0.0
	Team									60	104	164	4.6	1-0		10			
	<b>Total</b>	<b>36</b>		<b>1062-2160</b>	<b>.492</b>	<b>225-623</b>	<b>.361</b>	<b>507-683</b>	<b>.742</b>	<b>493</b>	<b>1073</b>	<b>1566</b>	<b>43.5</b>	<b>520-9</b>	<b>635</b>	<b>513</b>	<b>132</b>	<b>253</b>	<b>2856-79.3</b>
	<i>Conference-Only</i>	18		530-1069	.496	106-307	.345	296-399	.742	255	556	811	45.1	258-1	322	256	61	135	1462-81.2
	<b>Opponents</b>	<b>36</b>		<b>732-2180</b>	<b>.336</b>	<b>188-657</b>	<b>.286</b>	<b>345-526</b>	<b>.656</b>	<b>459</b>	<b>689</b>	<b>1148</b>	<b>31.9</b>	<b>599-0</b>	<b>350</b>	<b>536</b>	<b>65</b>	<b>245</b>	<b>1997-55.5</b>
	<i>Conference-Only</i>	18		336-1079	.311	82-330	.248	161-269	.599	230	333	563	31.3	335-11	161	287	23	123	915-50.8

## 2011-12 SCHEDULE

Fri.....	N11	.....	at Texas	.....	7 p.m.	CT
Sun.....	N13	.....	Gonzaga	.....	2 p.m.	PT
Thur.....	N17	.....	Old Dominion	.....	7 p.m.	PT
Mon.....	N21	.....	at Connecticut (ESPNU)	.....	7 p.m.	ET
Fri.....	N25	.....	at Xavier	.....	4 p.m.	ET
Wed.....	N30	.....	UC Davis	.....	7 p.m.	PT
Sun.....	D4	.....	at Fresno State	.....	2 p.m.	PT
Sat.....	D17	.....	Princeton	.....	1 p.m.	PT
Tue.....	D20	.....	Tennessee (CSN)	.....	7 p.m.	PT
Thur.....	D22	.....	Cal State Bakersfield	.....	2 p.m.	PT
Thur.....	D29	.....	at USC *	.....	7 p.m.	PT
Sat.....	D31	.....	at UCLA *	.....	2 p.m.	PT
Thur.....	J5	.....	Oregon *	.....	7 p.m.	PT
Sat.....	J7	.....	Oregon State *	.....	2 p.m.	PT
Thur.....	J12	.....	at Utah *	.....	7 p.m.	MT
Sat.....	J14	.....	at Colorado * (ROOT)	.....	4 p.m.	MT
Thur.....	J19	.....	Washington State *	.....	7 p.m.	PT
Sat.....	J21	.....	Washington *	.....	2 p.m.	PT
Sat.....	J28	.....	California *	.....	2 p.m.	PT
Thur.....	F2	.....	at Arizona State * (CSN)	.....	7 p.m.	MT
Sat.....	F4	.....	at Arizona *	.....	2 p.m.	MT
Thur.....	F9	.....	USC * (CSNBA)	.....	6 p.m.	PT
Sun.....	F12	.....	UCLA * (CSNBA)	.....	12 p.m.	PT
Thur.....	F16	.....	at Oregon State *	.....	7 p.m.	PT
Sat.....	F18	.....	at Oregon *	.....	2 p.m.	PT
Thur.....	F23	.....	Colorado *	.....	7 p.m.	PT
Sat.....	F25	.....	Utah *	.....	2 p.m.	PT
Wed.....	F29	.....	Seattle	.....	7 p.m.	PT
Sun.....	M4	.....	at California * (CSN)	.....	6 p.m.	PT
Wed.-Sat....	M7-10	.....	Pac-12 Tournament			

\* Pac-12 Conference game.  
All times local to site & subject to change.

## SERIES

CS Bakersfield	....	First Mtg
Connecticut	.....	6-6
Fresno State	.....	19-6
Gonzaga	.....	3-0
Old Dominion	.....	3-3
Princeton	.....	1-0
Seattle	.....	First Mtg
Tennessee	.....	6-22
Texas	.....	4-2
UC Davis	.....	6-7
Xavier	.....	2-0
Arizona	.....	56-12
Arizona State	.....	51-11
California	.....	56-17
Colorado	.....	5-4
Oregon	.....	43-8
Oregon State	.....	47-6
UCLA	.....	49-22
USC	.....	47-19
Utah	.....	11-0
Washington	.....	40-14
Washington State	.....	52-0

## HISTORY

All-Time Record	..	850-285
First Year	.....	1974-75
Pac-10 Record	.....	410-60
Pac-10 Tournament	..	27-2
NCAA Record	.....	65-23
WNIT Record	.....	0-0

## 2010-11 RESULTS

Date	Opponent	Score	Hi Points	Hi Reb
1/14	Rutgers	W, 63-50	(20)N.Ogwumike	(12)C.Ogwumike
11/19	at Utah	W, 62-53	(19)Pohlen	(8)C.Ogwumike
11/21	at Gonzaga	W, 84-78	(21)N.Ogwumike	(14)N.Ogwumike
11/26	South Carolina	W, 70-32	(14)Pohlen	(7)Pedersen
				(7)N.Ogwumike
11/28	Texas	W, 93-78	(22)N.Ogwumike	(12)Pedersen
12/12	Fresno State	W, 77-40	(18)C.Ogwumike	(13)C.Ogwumike
12/16	at DePaul	L, 71-91	(23)Pohlen	(10)N.Ogwumike
12/19	at Tennessee	LOT, 72-82	(24)Pohlen	(10)N.Ogwumike
12/22	at San Francisco	W, 100-45	(16)Pedersen	(20)Pedersen
12/28	Xavier	W, 89-52	(23)N.Ogwumike	(11)N.Ogwumike
12/30	Connecticut	W, 71-59	(31)Pohlen	(11)Pedersen
1/2	at California	W, 78-45	(15)Pohlen	(9)Pedersen
1/6	Arizona	W, 87-54	(24)N.Ogwumike	(11)Pedersen
				(11)C.Ogwumike
1/8	Arizona State	W, 82-35	(18)Pohlen	(8)N.Ogwumike
1/14	at Washington	W, 80-51	(16)N.Ogwumike	(11)N.Ogwumike
1/16	at Washington State	W, 94-50	(20)N.Ogwumike	(10)C.Ogwumike
1/20	UCLA	W, 64-38	(18)Pedersen	(11)C.Ogwumike
1/22	USC	W, 95-51	(21)Pohlen	(11)C.Ogwumike
1/27	at Oregon	W, 91-56	(18)C.Ogwumike	(14)Pedersen
1/29	at Oregon State	W, 74-44	(21)Pedersen	(8)Ruef
2/3	at Arizona State	W, 72-54	(19)Pohlen	(11)C.Ogwumike
2/5	at Arizona	W, 91-61	(17)Pohlen	(14)N.Ogwumike
2/10	Washington State	W, 100-59	(19)N.Ogwumike	(8)Tinkle
2/12	Washington	W, 62-52	(22)N.Ogwumike	(10)C.Ogwumike
2/18	at USC	W, 78-64	(19)Pohlen	(8)Pedersen
2/20	at UCLA	W, 67-53	(18)C.Ogwumike	(15)C.Ogwumike
2/24	Oregon State	W, 73-37	(16)Boothe	(9)C.Ogwumike
2/26	Oregon	W, 99-60	(20)Pohlen	(10)Pedersen
3/3	California	W, 75-51	(18)Pohlen	(9)Pedersen
3/11	vs Arizona <sup>P10</sup>	W, 100-71	(32)N.Ogwumike	(13)C.Ogwumike
3/12	vs UCLA <sup>P10</sup>	W, 64-55	(17)Kokenis	(9)N.Ogwumike
3/19	UC Davis <sup>NCAA</sup>	W, 86-59	(22)N.Ogwumike	(7)N.Ogwumike
3/21	St. John's <sup>NCAA</sup>	W, 75-49	(22)N.Ogwumike	(12)C.Ogwumike
3/26	vs North Carolina <sup>NCAA</sup>	W, 72-65		



NYINGIFA



CLOSE



WALKER

QUICK FACTS	
Location	Los Angeles, Calif.
Founded	1919
Enrollment	39,500
Colors	Blue & Gold
Home Court	John Wooden Center (2,000)
Press Row Phone	(310) 825-1899
Chancellor	Dr. Gene Block
Faculty Representative	Donald G. Morrison
Athletics Director	Daniel Guerrero
Senior Assoc. AD/SWA	Petrina Long
Head Coach	Cori Close
Interim SID/WBB SID	Steve Rourke
Asst. SID/WBB SID	James Ybiernas
Rourke Office	(310) 206-8187
Ybiernas Office	(310) 206-8123
Fax	(310) 825-8664
Email	srouрке@athletics.ucla.edu
	jamesy@athletics.ucla.edu
Website	www.uclabruins.com

## 2011-12 UCLA ROSTER

No.	Name	Pos.	Ht.	Yr.	Exp.	Hometown/High School (Last School)
0	Moriah Faulk	G	5-10	Fr.	HS	Phoenix, Ariz./Santa Monica HS
1	Thea Lemberger	G	5-7	So.	1V	Santa Monica, Calif./Santa Monica HS
2	Jackie Shepard	G	5-10	Jr.	2V	Atherton, Calif./Menlo School
5	Mariah Williams	G	5-4	Jr.	2V	Aurora, Colo./Regis Jesuit HS
10	Kacy Swain	F	6-3	Fr.	HS	Los Angeles, Calif./St. Bernard's HS
11	<b>Atonye Nyingifa</b>	F	5-11	RS Jr.	2V	Torrance, Calif./Redondo Union HS
20	Rherma Gardner	F/G	6-1	So.	1V	Upland, Calif./Ayala HS
23	<b>Markel Walker</b>	G/F	6-1	Jr.	2V	Philadelphia, Pa./Schenley HS
25	Alexis Perry	G	5-5	Fr.	HS	Cerritos, Calif./Brea-Olinda HS
33	<b>Jasmine Dixon</b>	F	6-0	Sr.	2V	Long Beach, Calif./Rutgers
34	Corinne Costa	F/C	6-4	So.	1V	Brentwood, Calif./Liberty HS
35	Rebekah Gardner	G	6-1	Sr.	3V	Upland, Calif./Ayala HS

**Head Coach:** Cori Close (UC Santa Barbara, 1993), 1st year  
**Assistant Coach:** Shannon Perry (Iowa, 1998), 1st year  
**Assistant Coach:** Tony Newnan (UC Santa Barbara, 1992), 1st year  
**Assistant Coach:** Jenny Huth (Colorado, 2002), 1st year

**Letterwinners R/L: 9/4**  
**Starters returning in bold**

## YEAR-BY-YEAR RECORD (since 1981-82)

Year	Conf.	Place	Overall	Postseason
81-82	7-5	4	16-14	
82-83	9-5	3	18-11	NCAA 1st
83-84	6-8	5	17-12	
84-85	10-4	2	20-10	NCAA 2nd
85-86	3-5	5	12-16	
86-87	11-7	4	18-10	
87-88	12-6	4	19-11	
88-89	8-10	T4	12-16	
89-90	12-6	3	17-12	NCAA 1st
90-91	10-8	T4	15-13	
91-92	12-6	T3	21-10	NCAA S16
92-93	8-10	7	13-14	
93-94	10-8	5	15-12	
94-95	5-13	T8	10-17	
95-96	8-10	T6	13-14	
96-97	7-11	6	13-14	
97-98	14-4	T2	20-9	NCAA 2nd
98-99	15-3	T1	26-8	NCAA E8
99-00	12-6	4	18-11	NCAA 1st
00-01	5-13	10	6-23	
01-02	4-14	8	9-20	
02-03	12-6	4	18-11	
03-04	11-7	T3	17-13	NCAA 1st
04-05	10-8	6	16-12	
05-06	12-6	3	21-11	NCAA 2nd
06-07	7-11	7	14-18	
07-08	10-8	T4	16-15	
08-09	9-9	T4	19-12	
09-10	15-3	2	25-9	NCAA 2nd
10-11	16-2	2	28-5	NCAA 2nd

WCAA member from 1976-1985  
 Pac-West Conference member in 1985-1986  
 Pac-10 Conference member from 1986-2011

## CLOSE'S RECORD

Year	School	Overall	Conf.	Place/Conf
11-12	UCLA	First Season		

## TEAM OUTLOOK

- The Bruins' recent success has seen them finish second in the Conference and advancing to the second round of the NCAA Tournament in back-to-back years. A new era begins, however, with head coach **Cori Close** taking over the helm. With nine letterwinners and a pair of starters, Close intends to build on the team's postseason accomplishments.
- Close and the Bruins are already facing challenges. The team will have to move forward without SR F **Jasmine Dixon**, who suffered a season-ending injury in the off-season. Dixon was a national player of the year candidate and a two-time all-conference performer.
- In addition to Dixon, the team loses its top two scorers from last season in Doreena Campbell and Darxia Morris who have exhausted their eligibility. But taking on the offensive load will be SR G **Rebekah Gardner** who was the team's biggest outside-shooting threat and claimed double-digit starts.
- UCLA was one of the top rebounding teams in the country last year, ranking 21st in rebounding margin. The Bruins welcome back RS JR **Atonye Nyingifa** and JR G/F **Markel Walker**. Both were among the top 20 rebounders in the Conference last season.
- Close will inherit a talented recruiting class, including top in-state prospects FR F **Kacy Swain**, FR G **Moriah Faulk** and FR G **Alexis Perry**.

## 2010-11 UCLA STATISTICS

Overall: 28-5, Pac-10: 16-2/2nd • Home: 12-2 • Away: 12-2 • Neutral: 4-1

#	PLAYER	G-GS	MIN-AVG	FG-FGA	FG%	3P-ATT	3P%	FT-FTA	FT%	OFF	DEF	TOT	AVG	PF-D	AST	TO	BLK	STL	PTS-AVG
3	Morris, Darxia	33-33	958-29.0	164-360	.456	29-96	.302	47-68	.691	35	69	104	3.2	51-0	82	75	1	61	404-12.2
	<i>Conference-Only</i>	18-18	526-29.2	89-197	.452	17-59	.288	27-37	.730	18	42	60	3.3	28-0	46	45	1	29	222-12.3
33	Dixon, Jasmine	31-28	813-26.2	146-276	.529	0-0	.000	82-148	.554	105	122	227	7.3	91-1	47	73	18	74	374-12.1
	<i>Conference-Only</i>	18-18	481-26.7	91-158	.576	0-0	.000	48-86	.558	63	72	135	7.5	53-1	26	47	9	46	230-12.8
21	Campbell, Doreena	33-32	991-30.0	115-297	.387	10-54	.185	62-81	.765	26	81	107	3.2	77-2	97	91	8	62	302-9.2
	<i>Conference-Only</i>	18-18	552-30.7	58-157	.369	8-33	.242	35-47	.745	13	44	57	3.2	44-0	47	47	4	33	159-8.8
11	Nyingifa, Atonye	33-27	851-25.8	114-221	.516	0-1	.000	63-87	.724	80	99	179	5.4	36-0	38	50	10	56	291-8.8
	<i>Conference-Only</i>	18-17	447-24.8	61-116	.526	0-0	.000	36-44	.818	38	50	88	4.9	22-0	22	32	5	26	158-8.8
23	Walker, Markel	33-21	882-26.7	101-228	.443	4-18	.222	74-115	.643	60	119	179	5.4	64-1	105	110	11	57	280-8.5
	<i>Conference-Only</i>	18-16	488-27.1	46-117	.393	2-10	.200	41-60	.683	37	68	105	5.8	29-0	54	58	6	28	135-7.5
35	Gardner, Rebekah	32-11	671-21.0	93-218	.427	23-65	.354	45-60	.750	46	60	106	3.3	54-0	32	39	10	40	254-7.9
	<i>Conference-Only</i>	17-0	340-20.0	48-106	.453	12-34	.353	24-31	.774	20	35	55	3.2	24-0	14	19	6	17	132-7.8
1	Earl, Nina	30-2	316-10.5	29-73	.397	0-2	.000	16-22	.727	16	18	34	1.1	21-0	24	25	2	19	74-2.5
	<i>Conference-Only</i>	15-2	153-10.2	13-36	.361	0-1	.000	4-4	1.000	5	7	12	0.8	8-0	12	10	1	12	30-2.0
4	Nzekwe, Christina	33-11	431-13.1	27-67	.403	0-0	.000	16-25	.640	31	51	82	2.5	51-1	17	15	5	23	70-2.1
	<i>Conference-Only</i>	18-1	224-12.4	17-37	.459	0-0	.000	6-8	.750	15	27	42	2.3	29-0	11	10	2	9	40-2.2
34	Costa, Corinne	27-0	190-7.0	21-37	.568	0-0	.000	4-7	.571	13	27	40	1.5	20-0	2	17	9	5	46-1.7
	<i>Conference-Only</i>	14-0	96-6.9	11-18	.611	0-0	.000	1-3	.333	7	10	17	1.2	10-0	0	8	3	3	23-1.6
5	Williams, Mariah	28-0	309-11.0	15-50	.300	1-5	.200	10-21	.476	5	7	12	0.4	35-1	28	32	0	14	41-1.5
	<i>Conference-Only</i>	14-0	166-11.9	11-38	.289	1-4	.250	9-17	.529	3	3	6	0.4	18-0	20	12	0	6	32-2.3
20	Gardner, Rhema	22-0	122-5.5	5-25	.200	0-0	.000	12-22	.545	9	18	27	1.2	12-0	3	14	2	4	22-1.0
	<i>Conference-Only</i>	12-0	72-6.0	1-14	.071	0-0	.000	5-7	.714	5	9	14	1.2	6-0	0	6	2	1	7-0.6
13	Lemberger, Thea	14-0	108-7.7	2-19	.105	1-10	.100	3-5	.600	2	1	3	0.2	10-0	9	6	1	5	8-0.6
	<i>Conference-Only</i>	7-0	45-6.4	1-10	.100	1-6	.167	2-2	1.000	2	0	2	0.3	4-0	2	3	0	2	5-0.7
2	Shepard, Jackie	6-0	10-1.7	0-0	.000	0-0	.000	0-0	.000	0	0	0	0.0	1-0	0	3	0	0	0-0.0
	<i>Conference-Only</i>	6-0	10-1.7	0-0	.000	0-0	.000	0-0	.000	0	0	0	0.0	1-0	0	3	0	0	0-0.0
	TEAM									64	65	129	3.9	0					
	<b>Total</b>	<b>33</b>		<b>832-1871</b>	<b>.445</b>	<b>68-251</b>	<b>.271</b>	<b>434-661</b>	<b>.657</b>	<b>492</b>	<b>737</b>	<b>1229</b>	<b>37.2</b>	<b>523-6</b>	<b>484</b>	<b>559</b>	<b>77</b>	<b>420</b>	<b>2166-65.6</b>
	<i>Conference-Only</i>	18		447-1004	.445	41-147	.279	238-346	.688	267	403	670	37.2	276-1	254	302	29	212	1173-65.2
	<b>Opponents</b>	<b>33</b>		<b>629-1633</b>	<b>.385</b>	<b>173-566</b>	<b>.306</b>	<b>395-548</b>	<b>.721</b>	<b>340</b>	<b>674</b>	<b>1014</b>	<b>30.7</b>	<b>543-0</b>	<b>375</b>	<b>717</b>	<b>83</b>	<b>265</b>	<b>1826-55.3</b>
	<i>Conference-Only</i>	18		337-880	.383	88-291	.302	209-299	.699	188	349	537	29.8	289-9	198	369	46	156	971-53.9

### 2011-12 SCHEDULE

Fri.-Sun. ....	N11-13 ..	Preseason WNIT, Los Angeles, Calif.
Fri.....	N11 .....	McNeese State ..... 2 p.m. PT
Sun.....	N13 .....	E. Tenn. St./Tennessee Tech ..... 2 p.m. PT
Fri.-Sat.....	N25-26 ..	Holiday Inn Thanksgiving Classic Northridge, Calif.
Fri.....	N25 .....	vs. West Virginia ..... 5 p.m. PT
Sat.....	N26 .....	at CS Northridge/vs. Colgate..... 5/7:30 p.m. PT
Wed.....	N30 .....	San Diego State ..... 7 p.m. PT
Sun.....	D4.....	at Loyola Marymount ..... 5 p.m. PT
Tues.....	D13.....	at LSU ..... 7 p.m. CT
Sat.....	D17 .....	Tennessee ..... 2 p.m. PT
Tues.....	D20.....	at Temple ..... 7 p.m. ET
Thur.....	D22.....	at Saint Joseph's..... 1 p.m. ET
Thur.....	D29.....	California * ..... 7 p.m. PT
Sat.....	D31.....	Stanford * ..... 2 p.m. PT
Thur.....	J5 .....	at Arizona * ..... 7 p.m. MT
Sat.....	J7 .....	at Arizona State * (FSN)..... 4 p.m. MT
Sat.....	J14 .....	USC * ..... 2 p.m. PT
Thur.....	J19 .....	Oregon State * ..... 7 p.m. PT
Sat.....	J21 .....	Oregon * ..... 1 p.m. PT
Thur.....	J26 .....	at Utah * ..... 7 p.m. MT
Sun.....	J29 .....	at Colorado * (FSN) ..... 2 p.m. MT
Thur.....	F2 .....	Washington * ..... 7 p.m. PT
Sat.....	F4 .....	Washington State * ..... 2 p.m. PT
Thur.....	F9 .....	at California * ..... 7 p.m. PT
Sun.....	F12 .....	at Stanford * (FSN)..... 12 p.m. PT
Sun.....	F19 .....	at USC * (FSN)..... 12 p.m. PT
Thur.....	F23 .....	Arizona State * ..... 7 p.m. PT
Sat.....	F25 .....	Arizona * ..... 2 p.m. PT
Thur.....	M1 .....	at Washington State * ..... 7 p.m. PT
Sat.....	M3 .....	at Washington * ..... 2 p.m. PT
Wed.-Sat....	M7-10....	Pac-12 Tournament

\* Pac-12 Conference game.  
All times local to site & subject to change.

### SERIES

CS Northridge .....	9-0
Colgate .....	First Mtg
E Tennessee St .....	First Mtg
Loyola Marymount.....	7-0
LSU .....	2-3
McNeese State.....	First Mtg
Saint Joseph's.....	First Mtg
San Diego State.....	22-6
Temple .....	1-0
Tennessee .....	1-17
Tennessee Tech ..	First Mtg
West Virginia .....	2-0
Arizona .....	47-19
Arizona State.....	45-25
California .....	45-14
Colorado .....	2-2
Oregon .....	30-24
Oregon State.....	41-18
Stanford.....	22-49
USC.....	33-43
Utah .....	2-3
Washington.....	25-27
Washington State .....	45-6

### HISTORY

All-Time Record ..	657-426
First Year .....	1974-75
Pac-10 Record.....	269-201
Pac-10 Tournament ..	12-9
NCAA Record .....	10-11
WNIT Record.....	0-0

### 2010-11 RESULTS

Date	Opponent	Score	Hi Points	Hi Reb
11/12	at San Diego State	W, 55-48	(15)Dixon	(11)Dixon
11/14	UC Santa Barbara	W, 66-52	(12)Dixon/Walker	(7)Nyingifa
11/18	at Notre Dame	W2OT, 86-83	(18)Dixon	(11)Dixon
11/21	UC DAVIS	W, 65-49	(14)Morris	(7)Walker
				(7)Nyingifa
11/28	Temple	W, 71-61	(15)Morris/Walker	(9)Walker
12/3	at Loyola Marymount	W, 67-43	(15)Walker	(8)Nzekwe
			(15)Morris	(8)Walker
				(8)Nyingifa
12/5	Montana State	W, 54-44	(14)Gardner (8)Costa/ Nyingifa	(8)Nyingifa
12/12	at Saint Mary's	W, 75-59	(16)Gardner	(7)Dixon
12/19	vs Hawai'i	W, 72-44	(14)Earl	(7)Dixon
12/20	vs East Carolina	W, 81-67	(16)Morris (10)Dixon/Walker	(16)Morris
12/28	LSU	L, 53-55	(16)Morris	(8)Nyingifa
12/31	at Washington	W, 60-48	(15)Gardner	(5)Walker
1/2	at Washington State	W, 80-55	(12)Dixon	(7)Dixon
			(12)Campbell/Morris	
1/8	USC	W, 61-42	(20)Dixon	(9)Walker/Dixon
1/13	Oregon State	W, 58-46	(16)Morris	(12)Dixon,
1/15	Oregon	W, 87-57	(14)Walker	(8)Nzekwe
1/20	at Stanford	L, 38-64	(12)Dixon	(6)Dixon
1/22	at California	W, 65-56	(22)Morris	(8)Dixon
1/27	Arizona State	W, 70-60	(21)Morris	(6)Dixon/Gardner
1/29	Arizona	W, 70-60	(22)Dixon	(12)Nyingifa
2/6	at USC	W, 74-67	(24)Morris	(14)Dixon
2/10	at Oregon	W, 75-48	(18)Gardner	(13)Walker
2/12	at Oregon State	W, 58-48	(18)Walker	(8)Dixon/Walker
2/18	California	W, 63-48	(16)Gardner	(9)Dixon
2/20	Stanford	L, 53-67	(14)Morris	(12)Dixon
2/24	at Arizona	W, 74-70	(16)Campbell	(8)Walker
			(16)Walker	
2/26	at Arizona State	W, 61-45	(17)Dixon	(13)Dixon
3/3	Washington	W, 60-42	(14)Nyingifa	(7)Nyingifa
3/5	Washington State	W, 66-48	(17)Dixon	(5)Morris/Walker
3/11	vs California <sup>P10</sup>	W, 63-50	(17)Nyingifa	(9)Nyingifa
3/12	vs Stanford <sup>P10</sup>	L, 55-64	(16)Campbell	(8)Dixon
3/19	vs Montana <sup>NCAA</sup>	W, 55-47	(15)Dixon	(11)Nyingifa
3/21	at GONZAGA <sup>NCAA</sup>	L, 75-89	(20)Morris	(10)Dixon

P10 indicates Pac-10 Tournament game; NCAA indicates NCAA Tournament.





CORRAL



COOPER



GILBREATH

## 2011-12 USC ROSTER

No.	Name	Pos.	Ht.	Yr.	Exp.	Hometown/High School (Last School)
00	Christina Marinacci	F	6-1	Jr.	2V	Santa Ana, Calif./Foothill HS
2	Deanna Calhoun	F	6-3	Fr.	HS	Albany, Calif./Albany HS
3	Desiree Bradley	F	6-1	So.	1V	Oklahoma City, Okla./Carl Albert HS
10	Kate Oliver	F	6-4	Jr.	TR	Beaumont Hills, Australia/Lake Ginninderra College (Marist)
11	<b>Cassie Harberts</b>	F	6-2	So.	1V	San Clemente, Calif./San Clemente HS
14	Ariya Crook	G	5-7	Fr.	HS	Los Angeles, Calif./Long Beach Poiy
15	<b>Briana Gilbreath</b>	G	6-1	Sr.	3V	Katy, Texas/Cinco Ranch HS
20	Stefanie Gilbreath	G	6-1	RS Jr.	1V	Katy, Texas/Cinco Ranch HS
21	Alexyz Vaiioletama	F	6-1	Fr.	HS	Fountain Valley, Calif./Mater Dei HS
23	<b>Jacki Gemelos</b>	G	6-0	RS Sr.	2V	Stockton, Calif./St. Mary's HS
24	<b>Ashley Corral</b>	G	5-9	Sr.	3V	Vancouver, Wash./Prairie HS
30	Michelle Jenkins	F	6-3	RS Jr.	2V	Beaverton, Ore./Southridge HS
32	Kiki Alofaituli	G	6-1	Fr.	HS	Tustin, Calif./Mater Dei HS
43	Thaddesia Southall	F	6-4	RS Fr.	HS	Long Beach, Calif./Long Beach Poly HS

**Head Coach:** Michael Cooper (New Mexico, 1978), 3rd year  
**Associate Head Coach:** Laura Beeman (CS Bernardino, 1992), 2nd year  
**Assistant Coach:** Mary Wooley (South Carolina-Aiken, 2002), 3rd year  
**Assistant Coach:** Michael Cooper II, 2nd year

**Letterwinners R/L:** 8/4  
**Starters returning in bold**



### MICHAEL COOPER

**Head Coach • 3rd Year at USC**

**Alma Mater: New Mexico, 1978**

**43-25 (.632) at USC • Overall: 43-25 (.632, 2 Years) \*collegiate record only**

In his second season as a collegiate head coach, Cooper led USC to 24 wins, its first 20-plus win season since 2005 ... well known in the professional ranks, spending eight seasons with the WNBA's Los Angeles Sparks, leading the Sparks to WNBA titles in 2001 and 2002, and six playoff appearances... 2000 WNBA Coach of the Year, compiling a 178-88 (.669) regular-season record and 24-14 (.667) in the postseason while with the Sparks ... also spent time in the NBA with the Los Angeles Lakers and Denver Nuggets, as well as in the NBA's D-League.

## TEAM OUTLOOK

- The Trojans are coming off one of their most successful seasons in recent memory, winning the most games since the 1993-94 campaign and advancing to the championship game of the WNIT. Four starters return from last year's squad, including all-conference performers SR G **Briana Gilbreath** and SR G **Ashley Corral**, both of who have been significant contributors since stepping foot on campus as freshmen.
- Added to the mix is RS SR G **Jacki Gemelos**, the No. 1-rated high school recruit in the nation in 2006. After making her collegiate debut halfway through the season two years ago, she appeared to be in top form last year as she competed in her first full collegiate campaign.
- With two years under his belt, head coach **Michael Cooper** is drawing in some of the best talent in the nation. The incoming freshman class was ranked eighth-best in the country. The incoming class hails from the state of California and a transfer from Australia.
- Considered a bubble team the last two years, USC could have all the pieces in place to be among the 64 teams invited to participate in the NCAA Tournament. It would be the first trip to the "Big Dance" for the Trojans since 2006. Ranked No. 23 entering the 2011-12 campaign, the Trojans are ranked in the preseason for the first time since 2006.

## QUICK FACTS

<b>Location</b> .....	Los Angeles, Calif.
<b>Founded</b> .....	1880
<b>Enrollment</b> .....	33,000
<b>Colors</b> .....	Cardinal & Gold
<b>Home Court</b> .....	Galen Center (10,258)
<b>Press Row Phone</b> .....	(213) 740-3900
<b>President</b> .....	C.L. Max Nikias
<b>Faculty Representative</b> .....	Clare Pastore
<b>Athletics Director</b> .....	Pat Haden
<b>Associate AD/SWA</b> .....	Donna Heinel
<b>Head Coach</b> .....	Michael Cooper
<b>Sports Information Director</b> .....	Tim Tesselone
<b>Asst. Dir./WBB SID</b> .....	Darcy Couch
<b>Office/Fax</b> .....	(213) 740-3808/740-584
<b>Cell</b> .....	(213) 725-3447
<b>Email</b> .....	dcouch@usc.edu
<b>Website</b> .....	www.usctrojans.com

## YEAR-BY-YEAR RECORD

(since 1981-82)

Year	Conf.	Place	Overall	Postseason
81-82	9-3	2	23-4	NCAA S16
82-83	13-1	1	31-2	NCAA Champ
83-84	13-1	1	29-4	NCAA Champ
84-85	10-4	2	21-9	NCAA 2nd
85-86	8-0	1	31-5	NCAA F4
86-87	15-3	1	22-8	NCAA 2nd
87-88	15-3	2	22-8	NCAA 2nd
88-89	8-10	T4	12-16	
89-90	6-12	7	8-19	
90-91	11-7	3	18-12	NCAA 2nd
91-92	14-4	2	23-8	NCAA S16
92-93	14-4	2	22-7	NCAA 2nd
93-94	16-2	1	26-4	NCAA E8
94-95	10-8	5	18-10	NCAA 1st
95-96	8-10	T6	13-14	
96-97	13-5	3	20-9	NCAA 2nd
97-98	7-11	6	12-15	
98-99	3-15	T9	7-20	
99-00	10-8	T5	16-14	WNIT 2nd
00-01	8-10	T6	13-15	
01-02	11-7	T4	16-14	WNIT 2nd
02-03	8-10	T5	14-17	
03-04	11-7	T3	15-13	
04-05	12-6	T2	20-11	NCAA 2nd
05-06	11-7	T4	19-12	NCAA 2nd
06-07	10-8	5	17-13	
07-08	10-8	T4	17-13	
08-09	9-9	T4	17-15	
09-10	12-6	3	19-12	
10-11	10-8	4	24-13	WNIT Final

WCAA member from 1976-1985  
 Pac-West Conference member in 1985-1986  
 Pac-10 Conference member from 1986-2011

## COOPER'S RECORD

Year	School	Overall	Conf.	Place/Conf
09-10	USC	19-12	12-6	3/Pac-10
10-11	USC	24-13	10-8	4/Pac-10
<b>USC Total (2 yrs)</b>		<b>43-25</b>	<b>22-14</b>	
<b>Career Total (2 yrs)*</b>		<b>43-25</b>	<b>22-14</b>	

## 2010-11 USC STATISTICS

Overall: 19-12, Pac-10: 12-6/3rd • Home: 10-5 • Away: 7-5 • Neutral: 2-2

#	PLAYER	G-GS	MIN-AVG	FG-FGA	FG%	3P-ATT	3P%	FT-FTA	FT%	OFF	DEF	TOT	AVG	PF-D	AST	TO	BLK	STL	PTS-AVG
24	Corral, Ashley	31-30	1133-36.5	147-389	.378	85-238	.357	90-109	.826	12	129	141	4.5	64-0	154	126	4	49	469-15.1
	<i>Conference Only</i>	18-17	656-36.4	84-221	.380	48-132	.364	52-65	.800	5	65	70	3.9	34-0	83	73	3	26	268-14.9
15	Gilbreath, Briana	31-31	1036-33.4	143-363	.394	8-30	.267	101-135	.748	69	113	182	5.9	74-6	96	68	48	56	395-12.7
	<i>Conference Only</i>	18-18	586-32.6	79-195	.405	4-14	.286	68-88	.773	41	62	103	5.7	43-4	57	40	23	37	230-12.8
23	Gemelos, Jacki	11-0	229-20.8	25-77	.325	8-28	.286	26-28	.929	7	33	40	3.6	11-0	15	22	3	9	84-7.6
	<i>Conference Only</i>	9-0	187-20.8	23-62	.371	8-21	.381	22-24	.917	6	27	33	3.7	11-0	12	20	2	7	76-8.4
21	Hughes, Aarika	31-30	819-26.4	85-231	.368	26-77	.338	22-36	.611	38	121	159	5.1	74-2	25	51	3	25	218-7.0
	<i>Conference Only</i>	18-17	435-24.2	39-114	.342	14-38	.368	5-10	.500	20	58	78	4.3	42-1	17	19	2	11	97-5.4
13	LaPlante, Kari	31-30	805-26.0	78-188	.415	0-2	.000	56-77	.727	59	89	148	4.8	77-3	12	42	19	15	212-6.8
	<i>Conference Only</i>	18-17	483-26.8	47-115	.409	0-2	.000	35-47	.745	29	55	84	4.7	49-2	6	20	11	12	129-7.2
10	Oliver, Heather	31-2	586-18.9	70-192	.365	43-113	.381	26-36	.722	14	40	54	1.7	32-0	29	30	4	6	209-6.7
	<i>Conference Only</i>	18-2	348-19.3	36-116	.310	24-72	.333	19-25	.760	8	21	29	1.6	19-0	16	17	2	3	115-6.4
00	Marinacci, Christina	31-7	578-18.6	61-183	.333	8-29	.276	54-82	.659	70	50	120	3.9	51-1	19	43	20	28	184-5.9
	<i>Conference Only</i>	18-5	387-18.7	32-99	.323	4-15	.267	29-48	.604	39	26	65	3.6	24-0	10	16	12	16	97-5.4
03	Dunham, Hailey	31-24	744-24.0	73-177	.412	0-2	.000	16-33	.485	55	94	149	4.8	72-1	50	54	4	29	162-5.2
	<i>Conference Only</i>	18-13	417-23.2	40-98	.408	0-1	.000	9-20	.450	31	44	75	4.2	40-0	23	27	2	18	89-4.9
30	Jenkins, Michelle	3-0	25-8.3	2-3	.667	0-0	.000	4-6	.667	2	4	6	2.0	4-0	0	1	0	0	8-2.7
	<i>Conference Only</i>	0-0	0-0.0	0-0	.000	0-0	.000	0-0	.000	0	0	0	0.0	0-0	0	0	0	0	0-0.0
25	Roark, Daniela	28-1	247-8.8	22-61	.361	16-42	.381	4-6	.667	2	12	14	0.5	19-0	21	17	0	7	64-2.3
	<i>Conference Only</i>	17-1	142-8.4	8-33	.242	5-23	.217	0-1	.000	2	3	5	0.3	13-0	9	12	0	6	21-1.2
04	Franco, Michelle	8-0	28-3.5	1-3	.333	0-0	.000	1-4	.250	2	2	4	0.5	3-0	2	2	1	2	3-0.4
	<i>Conference Only</i>	4-0	15-3.8	0-1	.000	0-0	.000	1-2	.500	1	2	3	0.8	2-0	2	1	0	2	1-0.3
12	Smith, Jade	5-0	20-4.0	0-3	.000	0-1	.000	0-0	.000	0	0	0	0.0	1-0	0	0	0	0	0-0.0
	<i>Conference Only</i>	5-0	20-4.0	0-3	.000	0-1	.000	0-0	.000	0	0	0	0.0	1-0	0	0	0	0	0-0.0
<b>TEAM</b>										30	32	62	3.4	1		3			
<b>Total</b>		<b>31</b>		<b>707-1870</b>	<b>.378</b>	<b>194-562</b>	<b>.345</b>	<b>400-552</b>	<b>.725</b>	<b>387</b>	<b>757</b>	<b>1144</b>	<b>36.9</b>	<b>484-13</b>	<b>423</b>	<b>462</b>	<b>106</b>	<b>226</b>	<b>2008-64.8</b>
<i>Conference Only</i>		18		388-1057	.367	107-319	.335	240-330	.727	212	395	607	33.7	279-7	235	248	57	138	1123-62.4
<b>Opponents</b>		<b>31</b>		<b>748-1901</b>	<b>.393</b>	<b>163-511</b>	<b>.319</b>	<b>330-502</b>	<b>.657</b>	<b>443</b>	<b>829</b>	<b>1272</b>	<b>41.0</b>	<b>506-4</b>	<b>345</b>	<b>516</b>	<b>72</b>	<b>228</b>	<b>1989-64.2</b>
<i>Conference Only</i>		18		431-1065	.405	91-284	.320	191-291	.656	256	486	742	41.2	298-	215	311	44	121	1144-63.6

## 2011-12 SCHEDULE

Fri.....	N11	.....	Fresno State	.....	5 p.m.	PT
Fri.....	N18	.....	at Nebraska	.....	7:05 p.m.	CT
Sun.....	N20	.....	at Georgia	.....	2 p.m.	ET
Fri.-Sat..... N25-26 .. Juncanoo Jam, <i>Grand Bahama Island, Bahamas</i>						
Fri.....	N25	.....	vs. Notre Dame	.....	8 p.m.	ET
Sat.....	N26	.....	vs. Duke/Gardner-Webb	.....	5:45/8 p.m.	ET
Wed.....	N30	.....	UTSA	.....	7 p.m.	PT
Sun.....	D4	.....	at Gonzaga	.....	2 p.m.	PT
Thur.....	D15	.....	at Arkansas State	.....	7 p.m.	CT
Sun.....	D18	.....	at Texas A&M (FSN)	.....	2 p.m.	CT
Wed.....	D21	.....	at Pepperdine	.....	1 p.m.	PT
Thur.....	D29	.....	Stanford *	.....	7 p.m.	PT
Sat.....	D31	.....	California *	.....	11 a.m.	PT
Thur.....	J5	.....	at Arizona State *	.....	6:30 p.m.	MT
Sat.....	J7	.....	at Arizona *	.....	2 p.m.	MT
Sat.....	J14	.....	at UCLA *	.....	2 p.m.	PT
Thur.....	J19	.....	Oregon *	.....	7 p.m.	PT
Sat.....	J21	.....	Oregon State *	.....	2 p.m.	PT
Thur.....	J26	.....	at Colorado *	.....	7 p.m.	MT
Sat.....	J28	.....	at Utah *	.....	3 p.m.	MT
Tue.....	J31	.....	UC Santa Barbara	.....	7 p.m.	PT
Thur.....	F2	.....	Washington State *	.....	7 p.m.	PT
Sun.....	F5	.....	Washington * (FSN)	.....	1 p.m.	PT
Thur.....	F9	.....	at Stanford * (FSN)	.....	6 p.m.	PT
Sat.....	F11	.....	at California *	.....	8 p.m.	PT
Sun.....	F19	.....	UCLA * (FSN)	.....	12 p.m.	PT
Thur.....	F23	.....	Arizona *	.....	7 p.m.	PT
Sat.....	F25	.....	Arizona State *	.....	2 p.m.	PT
Thur.....	M1	.....	at Washington *	.....	7 p.m.	PT
Sat.....	M3	.....	at Washington State *	.....	1 p.m.	PT
Wed.-Sat.....	M7-10	.....	Pac-12 Tournament			

\* Pac-12 Conference game.  
All times local to site & subject to change.

## SERIES

Arkansas State	....	First Mtg
Duke	.....	0-5
Fresno State	.....	4-4
Gardner-Webb	....	First Mtg
Georgia	.....	3-2
Gonzaga	.....	2-1
Nebraska	.....	3-2
Notre Dame	.....	2-7
Pepperdine	.....	17-0
Texas A&M	.....	2-0
UC Santa Barbara	....	11-13
UTSA	.....	First Mtg
Arizona	.....	48-20
Arizona State	.....	50-18
California	.....	34-23
Colorado	.....	4-2
Oregon	.....	39-17
Oregon State	.....	37-18
Stanford	.....	19-47
UCLA	.....	43-37
Utah	.....	5-3
Washington	.....	27-28
Washington State	....	41-12

## HISTORY

All-Time Record	..	650-395
First Year	.....	1976-77
Pac-10 Record	....	269-194
Pac-10 Tournament	....	7-8
NCAA Record	.....	29-13
WNIT Record	.....	7-3

## 2010-11 RESULTS

Date	Opponent	Score	Hi Points	Hi Reb
11/12	Gonzaga	W, 79-73	(21)Gilbreath	(10)Marinacci
			(10)Gilbreath	(10)Gilbreath
11/15	at Duke	L, 50-75	(12)Gilbreath	(10)Marinacci
11/21	Long Beach State	W, 82-60	(14)Gemelos	(8)Harberts
			(14)Harberts	(8)Gilbreath
11/23	Georgia	W, 71-63	(15)Corral	(8)Marinacci
11/26	vs Princeton	L, 59-60	(21)Corral	(8)Marinacci
			(8)Harberts	
11/28	vs Quinnipiac	W, 78-59	(18)Gilbreath	(18)Marinacci
12/2	at Xavier	L, 66-69	(26)Gilbreath	(12)Gilbreath
12/05	at NC State	W, 84-75	(23)Gilbreath	(7)Gilbreath
12/18	Colorado	W, 68-54	(14)Gilbreath/Corral	(7)Corral
12/19	San Diego State	W, 74-64	(23)Corral	(9)Marinacci
12/29	at Fresno State	W, 82-78	(27)Gemelos	(9)LaPlante
12/31	at Washington State	W, 72-57	(15)Gemelos	(10)Harberts
			(15)Gilbreath	
1/2	at Washington	W, 60-51	(13)Gilbreath	(12)Marinacci
1/8	at UCLA	L, 42-61	(14)Corral	(8)Gilbreath
1/13	Oregon	W, 79-76	(26)Gilbreath	(18)Harberts
1/15	Oregon State	W, 53-45	(14)Marinacci	(12)Harberts
1/20	at California	L, 71-82	(20)Gilbreath	(6)LaPlante
1/22	at Stanford	L, 51-95	(17)Gilbreath	(9)LaPlante
1/27	Arizona	W, 81-72	(20)Gilbreath	(9)Gilbreath
			(9)Marinacci	
1/29	Arizona State	L, 61-62	(14)Corral	(7)LaPlante
2/6	UCLA	L, 67-74	(16)Gemelos	(8)Gilbreath
2/10	at Oregon State	W, 70-51	(19)Gilbreath	(13)Gilbreath
2/12	at Oregon	W, 85-63	(18)Gemelos	(10)Gilbreath
2/18	Stanford	L, 64-78	(17)Gilbreath	(6)LaPlante
2/20	California	W, 80-67	(26)Corral	(6)Harberts
			(6)Gilbreath	
2/24	at Arizona State	L, 55-69	(17)Gilbreath	(8)Harberts
2/26	at Arizona	L, 74-84	(21)Gilbreath	(10)Gilbreath
3/3	Washington State	W, 74-67	(19)Gilbreath	(9)Gemelos
3/6	Washington	WOT, 65-61	(15)Gemelos	(10)Gilbreath
3/9	Washington State <sup>P10</sup>	W, 78-66	(31)Harberts	(14)Harberts
3/10	vs Arizona <sup>P10</sup>	L, 61-72	(16)Gilbreath	(13)Marinacci
3/17	UC Santa Barbara <sup>WNIT</sup>	W, 67-64	(15)Corral	(9)Gemelos
3/20	at Nevada <sup>WNIT</sup>	W, 78-59	(20)Corral	(6)Gilbreath
			(20)Gemelos	(6)Gemelos
3/23	at BYU <sup>WNIT</sup>	W, 62-50	(14)Gilbreath	(10)Marinacci
3/27	at Colorado <sup>WNIT</sup>	W, 87-70	(32)Corral	(8)Harberts
			(8)Gilbreath	
3/30	at Illinois State <sup>WNIT</sup>	W, 63-36	(15)Gemelos	(13)Marinacci
4/2	at Toledo <sup>WNIT</sup>	L, 68-76	(14)Gemelos	(9)Gilbreath
			(14)Harberts/Gilbreath	

P10 indicates Pac-10 Tournament game; WNIT indicates WNIT game.



**BADON**



**LEVRETS**



**WICIJOWSKI**

## 2011-12 UTAH ROSTER

No.	Name	Pos.	Ht.	Yr.	Exp.	Hometown/High School (Last School)
1	<b>Janita Badon</b>	G	5-7	Sr.	3V	Portland, Ore./Jefferson HS
3	<b>Iwalani Rodrigues</b>	G	5-9	RS Jr.	2V	Ewa Beach, Hawaii/Kalani HS
5	Cheyenne Wilson	G	5-11	Fr.	HS	Seattle, Wash./Cleveland HS
11	Taryn Wicijowski	F	6-3	RS So.	1V	Regina, Saskatchewan/National Elite Devel. Academy
13	Rachel Messer	F	5-9	Jr.	2V	Castle Rock, Colo./Thunder Ridge HS
15	<b>Michelle Plouffe</b>	G	6-4	So.	1V	Edmonton, Alberta/Harry Ainlay HS
21	Chelsea Bridgewater	F	6-0	Jr.	2V	Provo, Utah/Timpview HS
23	Brittany Knighton	G	6-0	So.	1V	Oregon City, Ore./Oregon City HS
24	Rita Sitivi	G	5-9	Jr.	2V	Westminster, Calif./Marina HS
25	Allison Gida	G	5-11	So.	1V	Ashland, Ore./Ashland HS
31	Ciera Dunbar	G	5-10	So.	1V	Elko, Nev./Elko HS
32	<b>Diana Rolniak</b>	F	6-4	Jr.	2V	Denver, Colo./Regis Jesuit HS
33	Rachel Morris	P	6-4	Fr.	HS	Mesquite, Nev./Virgin Valley HS

**Head Coach:** Anthony Levrets (Lafayette, 2000), 2nd year  
**Assistant Coach:** Velaida Harris (Portland State, 1993), 3rd year  
**Assistant Coach:** Matt Legerski (Utah, 2001), 9th year  
**Assistant Coach:** Willette White (Idaho, 1982), 1st year

**Letterwinners R/L: 7/2**  
**Starters returning in bold**



### ANTHONY LEVRETS

**Head Coach • 2nd Year at Utah**  
**Alma Mater: Lafayette, 2001**  
**18-17 (.514) at Utah • Overall: 18-17 (.514, 1 Year)**

Serving as interim head coach last season, Levrets guided a young team to an 18-17 record that included four-straight wins in the Mountain West Conference Tournament and a No. 15 seed in the NCAA Tournament ... In his three years as an assistant, the Utes reached the NCAA Tournament in 2008 and 2009 ... The 2008 squad went undefeated in conference play (16-0) and earned a No. 7 seed in the tournament ... Has coached three All-Americans with the Utes in Leilani Mitchell, Morgan Warburton and Kalee Whipple.

## TEAM OUTLOOK

- After winning a conference championship and making an NCAA Tournament appearance in his first season, head coach **Anthony Levrets** is ready to continue the tradition of success as the Utes enter the Pac-12. Utah became the first No. 5 seed to win the Mountain West Conference Tournament and earned the program's 17th bid to the NCAA Tournament in 2011.
- Levrets returns four starters from last year's squad, including MWC Tournament Most Valuable Player, SR G **Janita Badon** and MWC Freshman of the Year, SO F **Michelle Plouffe**. Badon, the lone senior on the team, is entering her third year as a starter at point guard. She averaged 12.6 points and 5.6 assists per game last season. Plouffe ranked second on the team in scoring with 13.7 points per game while leading the Utes in rebounding (7.3 rpg).
- RS JR G **Iwalani Rodrigues**, the team's leading scorer last season (14.9 ppg), was a second-team All-MWC honoree. She also ranked in the top 10 in the nation in three-point percentage (.449).
- The 2010 MWC Freshman of the Year and a All-MWC second team pick, RS SO F **Taryn Wicijowski** returns after redshirting in 2010-11. In her first season, she led the conference and ranked 10th in the NCAA with a 57.8 field goal percentage. Wicijowski also averaged 14.8 points and 6.3 rebounds.

## QUICK FACTS

<b>Location</b> .....	Salt Lake City, Utah
<b>Founded</b> .....	1850
<b>Enrollment</b> .....	30,819
<b>Colors</b> .....	Crimson and White
<b>Home Court</b> .....	Jon M. Huntsman Center (15,000)
<b>Press Row Phone</b> .....	(801) 581-6657
<b>President</b> .....	A. Lorris Betz, M.D., Ph.D
<b>Faculty Representative</b> .....	William Smith
<b>Athletics Director</b> .....	Dr. Chris Hill
<b>Sr. Associate AD/SWA</b> .....	Mary Bowman
<b>Head Coach</b> .....	Anthony Levrets
<b>Sr. Assoc. AD/Communications</b> .....	Liz Abel
<b>Asst. Dir./WBB SID</b> .....	Brooke Frederickson
<b>Office/Fax</b> .....	(801) 581-8302/581-4358
<b>Cell</b> .....	(801) 493-9254
<b>Email</b> .....	bfrederickson@huntsman.utah.edu
<b>Website</b> .....	www.utahutes.com

## YEAR-BY-YEAR RECORD

(since 1981-82)

Year	Conf.	Place	Overall	Postseason
81-82	7-3		18-11	
82-83	11-1		22-7	NCAA 1st
83-84	9-3		19-12	WNIT
84-85	8-4		16-12	
85-86	11-1		21-8	NCAA 1st
86-87	10-2		20-7	
87-88	9-1		19-9	
88-89	9-1		24-6	NCAA 1st
89-90	6-4		20-10	NCAA 1st
90-91	9-3		20-10	NCAA 1st
91-92	10-4		22-8	
92-93	9-5		19-10	
93-94	9-5		12-14	
94-95	12-2		23-7	NCAA 2st
95-96	12-2		21-8	NCAA 1st
96-97	15-1		25-6	NCAA 2nd
97-98	11-3		21-6	NCAA 1st
98-99	12-2		21-7	WNIT 1st
99-00	11-3	1	23-8	NCAA 1st
00-01	14-0	1	28-4	NCAA S16
01-02	8-6	5	15-12	
02-03	12-2	1	24-7	NCAA 2nd
03-04	12-2	T1	24-7	
04-05	12-2	T1	26-8	NCAA 2nd
05-06	12-4	2	27-7	NCAA E8
06-07	10-6	5	19-14	WNIT 1st
07-08	16-0	1	27-5	NCAA 1st
08-09	13-3	T1	23-10	NCAA 2nd
09-10	10-6	T3	23-12	WNIT 2nd
10-11	7-9	T4	18-17	NCAA 1st

IAC member from 1974-1982

HCAC member from 1982-1989

Western Athletic Conference member from 1990-1999

Mountain West member from 1999-2011

## LEVRETS' RECORD

Year	School	Overall	Conf.	Place/Conf
10-11	Utah	18-17	7-9	T4/MWC
<b>Utah Total (1 yr)</b>		<b>18-17</b>	<b>7-9</b>	
<b>Career Total (1 yr)</b>		<b>18-17</b>	<b>7-9</b>	



## 2010-11 UTAH STATISTICS

Overall: 18-17, MWC: 7-9/T4th • Home: 7-9 • Away: 7-6 • Neutral: 4-2

#	PLAYER	G-GS	MIN-AVG	FG-FGA	FG%	3P-ATT	3P%	FT-FTA	FT%	OFF	DEF	TOT	AVG	PF-D	AST	TO	BLK	STL	PTS-AVG
3	Rodrigues, Iwalani	35-34	1218-34.8	192-431	.445	110-245	.449	28-37	.757	16	81	97	2.8	53-0	25	56	22	25	522-14.9
	<i>Conference-Only</i>	16-15	558-34.9	94-219	.429	57-134	.425	8-10	.800	2	35	37	2.3	23-0	10	31	8	11	253-15.8
15	Plouffe, Michelle	35-34	1032-29.5	174-421	.413	24-92	.261	108-143	.755	88	168	256	7.3	112-5	28	90	42	42	480-13.7
	<i>Conference-Only</i>	16-15	489-30.6	84-214	.393	10-44	.227	56-73	.767	35	70	105	6.6	51-2	14	43	21	21	234-14.6
1	Badon, Janita	35-34	1247-35.6	151-432	.350	27-107	.252	112-163	.687	39	187	226	6.5	83-1	197	134	1	85	441-12.6
	<i>Conference-Only</i>	16-15	578-36.1	69-185	.373	9-35	.257	53-70	.757	20	79	99	6.2	36-0	97	62	1	33	200-12.5
11	Wicijowski, Taryn	3-3	86-28.7	15-24	.625	1-3	.333	1-7	.143	11	16	27	9.0	9-0	2	12	6	0	32-0.7
	<i>Conference-Only</i>	0-0	0-0.0	0-0	.000	0-0	.000	0-0	.000	0	0	0	0.0	0-0	0	0	0	0	0-0.0
5	Harrison, Michelle	35-31	914-26.1	75-218	.344	9-61	.148	9-20	.450	100	135	235	6.7	64-1	46	71	19	22	168-4.8
	<i>Conference-Only</i>	16-16	414-25.9	28-93	.301	3-23	.130	4-9	.444	51	60	111	6.9	40-1	21	24	7	11	63-3.9
13	Messer, Rachel	35-8	886-25.3	49-146	.336	35-113	.310	27-35	.771	2	61	63	1.8	55-1	69	48	4	12	160-4.6
	<i>Conference-Only</i>	16-1	368-23.0	17-65	.262	12-55	.218	9-12	.750	1	28	29	1.8	21-0	27	23	4	8	55-3.4
32	Rolniak, Diana	35-24	821-23.5	40-92	.435	0-0	.000	31-50	.620	60	102	162	4.6	104-4	18	48	43	20	111-3.2
	<i>Conference-Only</i>	16-16	456-28.5	19-49	.388	0-0	.000	14-25	.560	37	56	93	5.8	57-3	9	26	23	14	52-3.3
23	Knighton, Brittany	29-6	485-16.7	27-74	.365	6-15	.400	22-39	.564	23	37	60	2.1	65-1	27	42	10	11	82-2.8
	<i>Conference-Only</i>	13-1	207-15.9	12-29	.414	5-8	.625	5-10	.500	10	14	24	1.8	30-1	8	14	0	2	34-2.6
21	Bridgewater, Chelsea	17-0	179-10.5	7-19	.368	0-0	.000	7-13	.538	9	18	27	1.6	29-0	7	6	6	4	21-1.2
	<i>Conference-Only</i>	8-0	63-7.9	3-7	.429	0-0	.000	5-9	.556	3	7	10	1.3	14-0	2	1	0	1	11-1.4
31	Dunbar, Ciera	28-1	144-5.1	6-24	.250	3-10	.300	2-2	1.000	2	7	9	0.3	8-0	18	16	0	1	17-0.6
	<i>Conference-Only</i>	12-1	62-5.2	1-5	.200	1-2	.500	0-0	.000	0	5	5	0.4	4-0	4	4	0	0	3-0.3
25	Gida, Allison	9-0	31-3.4	1-8	.125	1-4	.250	2-2	1.000	2	3	5	0.6	3-0	3	7	0	4	5-0.6
	<i>Conference-Only</i>	5-0	16-3.2	0-5	.000	0-3	.000	2-2	1.000	1	2	3	0.6	3-0	1	2	0	1	2-0.4
24	Sitivi, Rita	4-0	16-4.0	0-3	.000	0-2	.000	0-0	.000	0	1	1	0.3	1-0	2	2	0	2	0-0.0
	<i>Conference-Only</i>	1-0	3-3.0	0-1	.000	0-0	.000	0-0	.000	0	0	0	0.0	0-0	0	0	0	0	0-0.0
14	Tokumura, Hennasea	3-0	15-5.0	0-3	.000	0-3	.000	0-0	.000	0	1	1	0.3	1-0	1	1	0	0	0-0.0
	<i>Conference-Only</i>	1-0	11-11.0	0-1	.000	0-1	.000	0-0	.000	0	1	1	1.0	0-0	1	1	0	0	0-0.0
	TEAM									68	77	145	4.1	0		24			
	<b>Total</b>	<b>35</b>		<b>737-1895</b>	<b>.389</b>	<b>216-655</b>	<b>.330</b>	<b>349-511</b>	<b>.683</b>	<b>420</b>	<b>894</b>	<b>1314</b>	<b>37.5</b>	<b>587-13</b>	<b>443</b>	<b>557</b>	<b>153</b>	<b>228</b>	<b>2039-58.3</b>
	<i>Conference-Only</i>	16		327-873	.375	97-305	.318	156-220	.709	196	389	585	36.6	279-7	194	241	64	102	907-6.7
	<b>Opponents</b>	<b>35</b>		<b>664-1835</b>	<b>.362</b>	<b>142-470</b>	<b>.302</b>	<b>471-648</b>	<b>.727</b>	<b>363</b>	<b>820</b>	<b>1183</b>	<b>33.8</b>	<b>496-</b>	<b>390</b>	<b>480</b>	<b>114</b>	<b>271</b>	<b>1941-55.5</b>
	<i>Conference-Only</i>	16		303-806	.376	60-203	.296	227-319	.712	162	384	546	34.1	213-3	183	224	59	117	893-55.8

## 2011-12 SCHEDULE

Sun.....	N13	.....	Southern Utah	.....	3 p.m.	MT
Thur.....	N17	.....	at Michigan	.....	6 p.m.	ET
Sun.....	N20	.....	at Arkansas	.....	1 p.m.	CT
Fri.-Sat..... N25-26 ..UTSA Tournament, <i>San Antonio, Texas</i>						
Fri.....	N25	.....	vs. Detroit	.....	5 p.m.	CT
Sat.....	N26	.....	vs. South Alabama	.....	3 p.m.	CT
Thur.....	D1	.....	Weber State	.....	7 p.m.	MT
Tue.....	D6	.....	Idaho State	.....	7 p.m.	MT
Sat.....	D10	.....	at BYU (BYUt)	.....	3 p.m.	MT
Sat.....	D17	.....	Texas Southern	.....	3 p.m.	MT
Wed.....	D21	.....	New Mexico State	.....	7 p.m.	MT
Wed.....	D28	.....	Utah Valley	.....	7 p.m.	MT
Sat.....	D31	.....	Colorado *	.....	2 p.m.	MT
Thur.....	J5	.....	at Washington State *	.....	7 p.m.	PT
Sat.....	J7	.....	at Washington *	.....	2 p.m.	PT
Thur.....	J12	.....	Stanford *	.....	7 p.m.	MT
Sun.....	J15	.....	California * (FSN)	.....	2:30 p.m.	MT
Thur.....	J19	.....	at Arizona *	.....	7 p.m.	MT
Sat.....	J21	.....	at Arizona State *	.....	2 p.m.	MT
Thur.....	J26	.....	UCLA *	.....	7 p.m.	MT
Sat.....	J28	.....	USC *	.....	3 p.m.	MT
Thur.....	F2	.....	at Oregon *	.....	7 p.m.	PT
Sat.....	F4	.....	at Oregon State *	.....	2 p.m.	PT
Thur.....	F9	.....	Arizona State *	.....	7 p.m.	MT
Sat.....	F11	.....	Arizona *	.....	2 p.m.	MT
Sat.....	F18	.....	at Colorado * (ROOT)	.....	5 p.m.	MT
Thur.....	F23	.....	at California *	.....	7 p.m.	PT
Sat.....	F25	.....	at Stanford *	.....	2 p.m.	PT
Thur.....	M1	.....	Oregon State *	.....	7 p.m.	MT
Sat.....	M3	.....	Oregon *	.....	3 p.m.	MT
Wed.-Sat....	M7-10	.....	Pac-12 Tournament			

\* Pac-12 Conference game.  
All times local to site & subject to change.

## SERIES

Arkansas.....	1-1
BYU.....	62-35
Detroit.....	First Mtg
Idaho State.....	27-1
Michigan.....	First Mtg
New Mexico State.....	21-6
South Alabama ...	First Mtg
Southern Utah.....	10-1
Texas Southern.....	1-0
Utah Valley.....	3-0
Weber State.....	43-6
Arizona.....	10-2
Arizona State.....	7-3
California.....	4-5
Colorado.....	10-7
Oregon.....	5-9
Oregon State.....	5-7
Stanford.....	0-12
UCLA.....	3-2
USC.....	3-5
Washington.....	4-5
Washington State.....	9-1

## HISTORY

All-Time Record ..	786-315
First Year .....	1974-75
NCAA Record .....	9-17
WNIT Record .....	3-8

## 2010-11 RESULTS

Date	Opponent	Score	Hi Points	Hi Reb
11/12	at SMU	W, 44-43	(15)Badon	(11)Plouffe
11/16	at Weber State	W, 62-56	(14)Wicijowski	(11)Wicijowski
11/19	Stanford	L, 53-62	(14)Harrison	(6)Wicijowski
			(6)Badon	
11/25	vs Penn State	L, 58-70	(15)Badon	(6)Rodrigues
11/26	vs Hartford	W, 51-45	(15)Rodrigues	(9)Badon
11/27	vs UW-Green Bay	L, 40-60	(13)Badon	(12)Plouffe
12/1	Washington	L, 55-58	(17)Plouffe	(10)Plouffe
12/4	Arkansas	L, 54-65	(18)Rodrigues	(8)Plouffe
			(8)Badon	
12/6	Westminster	W, 78-36	(31)Rodrigues	(10)Harrison
12/8	Idaho State	LOT, 68-71	(27)Rodrigues	(8)Plouffe
12/11	at Mississippi State	L, 52-61	(18)Rodrigues	(12)Badon
12/20	Southern Oregon	W, 91-36	(23)Plouffe	(14)Plouffe
12/22	at New Mexico State	W, 72-62	(26)Rodrigues	(12)Harrison
1/1	Utah State	W, 73-61	(19)Rodrigues	(9)Plouffe
1/5	Air Force	W, 77-40	(23)Rodrigues	(9)Badon
1/8	at San Diego State	WOT, 70-67	(27)Rodrigues	(11)Plouffe
1/12	at Brigham Young	L, 50-68	(20)Plouffe	(11)Plouffe
1/15	Wyoming	L, 48-55	(14)Badon	(9)Badon
1/19	at New Mexico	W, 56-53	(13)Plouffe	(12)Plouffe
1/22	TCU	L, 46-56	(16)Rodrigues	(10)Harrison
			(10)Badon	
1/29	at Colorado State	L, 48-53	(15)Rodrigues	(9)Plouffe
2/1	UNLV	W, 71-52	(30)Plouffe	(13)Harrison
2/5	at Air Force	W, 55-40	(20)Plouffe	(10)Rolniak
			(20)Rodrigues	
2/9	San Diego State	L, 49-50	(13)Rodrigues	(6)three tied
2/12	Brigham Young	L, 58-61	(21)Plouffe	(10)Harrison
			(10)Badon	
2/16	at Wyoming	L, 50-59	(21)Rodrigues	(11)Harrison
2/19	New Mexico	W, 61-58	(21)Plouffe/Badon	(9)Harrison
2/22	at TCU	L, 60-71	(19)Rodrigues	(8)Badon
3/2	Colorado State	W, 61-59	(23)Rodrigues	(8)Badon
3/5	at UNLV	L, 47-51	(16)Rodrigues	(10)Harrison
3/8	at UNLV <sup>MWC</sup>	W, 55-44	(16)Rodrigues	(17)Badon
3/9	vs Air Force <sup>MWC</sup>	W, 70-55	(18)Badon	(8)Harrison/Badon
3/11	vs Brigham Young <sup>MWC</sup>	W, 50-49	(16)Badon	(13)Harrison
3/12	vs TCU <sup>MWC</sup>	WOT, 52-47	(24)Plouffe	(11)Plouffe
3/19	Notre Dame <sup>NCAA</sup>	L, 54-67	(21)Rodrigues	(16)Harrison

MWC indicates MWC Tournament game; NCAA indicates NCAA Tournament.



ARGENS



McGUFF



ROGERS

## 2011-12 WASHINGTON ROSTER

No.	Name	Pos.	Ht.	Yr.	Exp.	Hometown/High School (Last School)
1	Mercedes Wetmore	G	5-7	So.	HS	Lake Tapps, Wash./Auburn-Riverside HS
2	Kellie McCann-Smith	G	5-9	So.	TR	Asotin, Wash./Clarkston HS (Nebraska)
3	Talia Walton	F	6-2	Fr.	HS	Tacoma, Wash./Federal Way HS
4	Beatrice Carta	G	5-7	Fr.	HS	Cagliari, Italy
10	Kristi Kingma	G/F	5-10	Sr.	3V	Mill Creek, Wash./Henry M. Jackson HS
15	Jeneva Anderson	F	6-0	Jr.	1V	Spokane, Wash./Lewis & Clark HS
21	Ashley Moore	G/F	5-10	So.	1V	Vallejo, Calif./Vallejo HS
22	<b>Charmaine Barlow</b>	F	5-10	Sr.	3V	Seattle, Wash./Chief Sealth HS
23	Aminah Williams	F	6-0	Fr.	HS	Seattle, Wash./Kennedy HS
24	Deborah Meeks	G/F	5-8	Fr.	HS	Benton Harbor, Mich./Benton Harbor
30	Kassia Fortier	G	5-8	So.	1V	Issaquah, Wash./Skyline HS
32	Jazmine Davis	G	5-7	Fr.	HS	San Jose, Calif./Valley Christian HS
33	<b>Mackenzie Argens</b>	F/C	6-3	RS Sr.	3V	Seattle, Wash./Roosevelt HS
34	<b>Mollie Williams</b>	F	6-2	Sr.	3V	Cerritos, Calif./Artesia HS
40	Marjorie Heard	F	6-1	So.	1V	Snohomish, Wash./Glacier Peak HS
43	Regina Rogers	C	6-3	RS Sr.	2V	Seattle, Wash./Chief Sealth HS (UCLA)

**Head Coach:** Kevin McGuff (St. Joseph's (Ind.), 1992), 1st year

**Assistant Coach:** Mike Neighbors (Arkansas, 1993), 1st year

**Assistant Coach:** Kevin Morrison (Cal Poly-Pomona, 1994), 1st year

**Assistant Coach:** Adia Barnes (Arizona, 1998), 1st year

**Letterwinners R/L: 11/2**  
**Starters returning in bold**



### KEVIN McGUFF

**Head Coach • 1st Year at Washington**

**Alma Mater: St. Joseph's (Ind.), 1992**

**0-0 (.000) at Washington • Overall: 213-73 (.745, 9 Years)**

McGuff is the ninth coach in the history of Washington women's basketball ... His first year as the Huskies coach will be his 20th season professionally ... Comes to Seattle after nine seasons at Xavier, where he set a record for most wins in program history and reached the postseason in each season he coached ... Led the Musketeers to five-straight NCAA Tournament appearances, also a school record ... Took over at Xavier after a six-year run as an assistant coach at Notre Dame.

## TEAM OUTLOOK

- New head coach **Kevin McGuff** has the challenge of rebuilding a Huskies program that has finished in the bottom half of the league standings the last four seasons. McGuff comes from a program which he built into a national contender at Xavier.
- McGuff will have to rebuild the program without leading scorer SR G/F **Kristi Kingma**, who was injured on the team's foreign tour in the fall. Kingma averaged 15.6 points per game.
- Four seniors will anchor a very young Husky team that features seven freshmen on the roster and a transfer. SR F **Charmaine Barlow**, RS SR **Mackenzie Argens** and SR F **Mollie Williams** are the starters back from last season.
- Washington got an early start to the fall training, taking a foreign tour to Scandinavia in August. The early training sessions should help the squad get a jump start on getting to know its new coaching staff and teammates.

## QUICK FACTS

<b>Location</b> .....	Seattle, Wash.
<b>Founded</b> .....	1861
<b>Enrollment</b> .....	31,474
<b>Colors</b> .....	Purple & Gold
<b>Home Court</b> .....	Bank of America (10,000)
<b>Press Row Phone</b> .....	(206) 543-2230
<b>President</b> .....	Michael Young
<b>Faculty Representative</b> .....	Roland Dukes
<b>Athletics Director</b> .....	Scott Woodward
<b>Senior Assoc. AD/SWA</b> .....	Stephanie Remppe
<b>Head Coach</b> .....	Kevin McGuff
<b>Communications Dir.</b> .....	Jeff Bechtold
<b>Asst. Dir./WBB SID</b> .....	Jeremy Cothran
<b>Office/Fax</b> .....	(206) 543-2230/543-5000
<b>Cell</b> .....	(206) 409-1505
<b>Email</b> .....	cothranj@uw.edu
<b>Website</b> .....	www.gohuskies.com

## YEAR-BY-YEAR RECORD

(since 1981-82)

Year	Conf.	Place	Overall	Postseason
81-82	0-4	3	16-10	
82-83	7-5	4	15-12	
83-84	8-4	4	17-8	
84-85	11-0	1	26-2	
85-86	10-2	1	24-6	
86-87	14-4	2	23-7	NCAA 2nd
87-88	16-2	1	25-5	NCAA 2nd
88-89	15-3	2	23-10	NCAA 2nd
89-90	17-1	T1	28-3	NCAA E8
90-91	15-3	2	24-5	NCAA 2nd
91-92	9-9	6	17-11	
92-93	11-7	3	17-12	NCAA 2nd
93-94	12-6	4	21-8	NCAA 2nd
94-95	13-5	2	25-9	NCAA S16
95-96	10-8	T3	16-13	
96-97	12-6	T4	17-11	NCAA 1st
97-98	9-9	T5	18-10	NCAA 1st
98-99	11-7	5	16-13	WNIT 2nd
99-00	4-14	9	8-22	
00-01	12-6	T1	22-10	NCAA E8
01-02	12-6	T2	19-12	WNIT QF
02-03	13-5	T2	22-8	NCAA 1st
03-04	9-9	6	18-13	WNIT 2nd
04-05	9-9	7	14-16	
05-06	11-7	T4	19-11	NCAA 2nd
06-07	11-7	4	18-13	NCAA 1st
07-08	8-10	6	13-18	
08-09	3-15	10	8-22	
09-10	7-11	T6	13-18	WBI 2nd
10-11	6-12	T7	11-17	

NWBL member from 1977-1982

NorPac Conference member from 1982-1986

Pac-10 member from 1986-2011

## McGUFF'S RECORD

Year	School	Overall	Conf.	Place/Conf
02-03	Xavier	20-10	11-5	2/A10 West
03-04	Xavier	17-13	8-8	4/A10 West
04-05	Xavier	22-10	13-3	T1/A10 West
05-06	Xavier	21-9	11-5	4/Atlantic 10
06-07	Xavier	26-8	11-3	3/Atlantic 10
07-08	Xavier	24-9	11-3	3/Atlantic 10
08-09	Xavier	25-7	13-1	1/Atlantic 10
09-10	Xavier	30-4	14-0	1/Atlantic 10
10-11	Xavier	29-3	14-0	1/Atlantic 10
<b>Career Total (9 yrs)</b>		<b>213-73</b>	<b>106-28</b>	

# WASHINGTON HUSKIES

## 2010-11 WASHINGTON STATISTICS

Overall: 11-17, Pac-10: 6-12/7th • Home: 5-8 • Away: 5-7 • Neutral: 1-2

#	PLAYER	G-GS	MIN-AVG	FG-FGA	FG%	3P-ATT	3P%	FT-FTA	FT%	OFF	DEF	TOT	AVG	PF-D	AST	TO	BLK	STL	PTS-AVG
10	Kingma, Kristi	28-28	1000-35.7	146-393	.372	69-193	.409	66-105	.629	33	99	138	4.9	55-1	62	88	3	61	437-15.6
	<i>Conference-Only</i>	18-18	649-36.1	90-244	.369	56-130	.431	36-57	.632	28	59	87	4.8	40-1	42	55	2	33	272-15.1
43	Rogers, Regina	18-0	335-18.6	76-145	.524	0-0	.000	28-64	.438	42	56	98	5.4	50-2	11	36	12	10	180-10.0
	<i>Conference-Only</i>	16-0	293-18.3	64-127	.504	0-0	.000	26-57	.456	38	52	90	5.6	46-2	11	30	9	10	154-9.6
12	Morton, Sarah	24-24	823-34.3	70-178	.393	18-61	.295	53-62	.855	3	63	66	2.8	45-1	118	108	8	27	211-8.8
	<i>Conference-Only</i>	18-18	627-34.8	55-134	.410	17-53	.321	32-36	.889	1	51	52	2.9	34-1	95	80	4	19	159-8.8
40	Heard, Marjorie	28-12	658-23.5	75-163	.460	2-3	.667	53-74	.716	49	83	132	4.7	98-9	9	69	7	14	205-7.3
	<i>Conference-Only</i>	18-8	419-23.3	48-99	.485	1-2	.500	36-50	.720	28	55	83	4.6	65-7	6	45	5	11	133-7.4
33	Argens, Mackenzie	28-28	700-25.0	82-182	.451	0-1	.000	35-56	.625	52	114	166	5.9	107-9	17	49	23	33	199-7.1
	<i>Conference-Only</i>	18-18	447-24.8	60-122	.492	0-0	.000	20-31	.645	32	76	108	6.0	65-5	11	28	10	20	140-7.8
34	Williams, Mollie	25-19	453-18.1	36-108	.333	1-4	.250	27-47	.574	47	58	105	4.2	77-5	19	43	10	18	100-4.0
	<i>Conference-Only</i>	15-10	238-15.9	18-53	.340	1-4	.250	8-16	.500	13	27	40	2.7	42-2	7	25	4	11	45-3.0
22	Barlow, Charmaine	27-27	861-31.9	35-125	.280	2-7	.286	34-53	.642	36	63	99	3.7	53-0	24	47	4	20	106-3.9
	<i>Conference-Only</i>	18-18	591-32.8	24-89	.270	2-7	.286	25-33	.758	23	50	73	4.1	35-0	16	31	2	11	75-4.2
1	Wetmore, Mercedes	26-2	492-18.9	29-101	.287	7-30	.233	27-47	.574	13	24	37	1.4	36-0	44	49	0	21	92-3.5
	<i>Conference-Only</i>	18-0	270-15.0	13-50	.260	4-17	.235	16-23	.696	6	11	17	0.9	24-0	25	34	0	12	46-2.6
30	Fortier, Kassia	10-0	111-11.1	5-16	.313	2-6	.333	9-14	.643	5	12	17	1.7	2-0	5	4	0	3	21-2.1
	<i>Conference-Only</i>	2-0	1-0.5	0-0	.000	0-0	.000	0-0	.000	0	0	0	0.0	0-0	0	0	0	0	0-0.0
15	Anderson, Jeneva	17-0	114-6.7	7-22	.318	0-1	.000	1-2	.500	6	9	15	0.9	10-0	1	8	2	4	15-0.9
	<i>Conference-Only</i>	16-0	99-6.2	7-20	.350	0-1	.000	1-2	.500	5	9	14	0.9	10-0	1	8	2	4	15-0.9
23	Moore, Ashley	11-0	67-6.1	1-10	.100	0-1	.000	3-5	.600	1	6	7	0.6	8-0	3	8	2	3	5-0.5
	<i>Conference-Only</i>	4-0	15-3.8	0-3	.000	0-1	.000	3-4	.750	0	2	2	0.5	2-0	0	0	0	0	3-0.8
11	Johnson, Amanda	7-0	37-5.3	0-6	.000	0-5	.000	3-4	.750	0	0	0	0.0	7-0	1	3	0	2	3-0.4
	<i>Conference-Only</i>	1-0	1-1.0	0-0	.000	0-0	.000	0-0	.000	0	0	0	0.0	0-0	0	0	0	0	0-0.0
	TEAM									56	81	137				14			
	<b>Total</b>	<b>28</b>		<b>562-1449</b>	<b>.388</b>	<b>111-312</b>	<b>.356</b>	<b>339-533</b>	<b>.636</b>	<b>349</b>	<b>668</b>	<b>1017</b>	<b>36.3</b>	<b>548-27</b>	<b>314</b>	<b>526</b>	<b>71</b>	<b>216</b>	<b>1574-56.2</b>
	<i>Conference-Only</i>	18		379-941	.403	81-215	.377	203-309	.657	204	445	649	36.1	363-18	214	346	38	131	1042-57.9
	<b>Opponents</b>	<b>28</b>		<b>557-1501</b>	<b>.371</b>	<b>141-481</b>	<b>.293</b>	<b>377-598</b>	<b>.630</b>	<b>386</b>	<b>630</b>	<b>1016</b>	<b>36.3</b>	<b>521-0</b>	<b>303</b>	<b>496</b>	<b>102</b>	<b>250</b>	<b>1631-58.3</b>
	<i>Conference-Only</i>	18		367-993	.370	88-316	.268	267-416	.642	255	403	658	36.6	324-5	189	303	63	163	1089-60.5

## 2011-12 SCHEDULE

Fri.....	N11	.....	UC Davis	.....	1 p.m.	PT
Wed.....	N16	.....	Seattle	.....	7 p.m.	PT
Sat.....	N19	.....	Cal State Northridge	.....	2 p.m.	PT
Wed.....	N23	.....	at UC Santa Barbara	.....	7 p.m.	PT
Sat.....	N26	.....	at San Diego State	.....	1 p.m.	PT
Wed.....	N30	.....	at Idaho	.....	6 p.m.	PT
Sun.....	D4	.....	Long Beach State	.....	2 p.m.	PT
Fri.....	D9	.....	Portland	.....	7 p.m.	PT
Sun.....	D18	.....	Houston	.....	1 p.m.	PT
Tue.....	D20	.....	Southern	.....	7 p.m.	PT
Thur.....	D29	.....	at Oregon State *	.....	7 p.m.	PT
Sat.....	D31	.....	at Oregon *	.....	2 p.m.	PT
Thur.....	J5	.....	Colorado *	.....	7 p.m.	PT
Sat.....	J7	.....	Utah *	.....	2 p.m.	PT
Sat.....	J14	.....	at Washington State *	.....	1 p.m.	PT
Thur.....	J19	.....	at California *	.....	7 p.m.	PT
Fri.....	J21	.....	at Stanford *	.....	2 p.m.	PT
Thur.....	J26	.....	Arizona *	.....	7 p.m.	PT
Sat.....	J28	.....	Arizona State *	.....	2 p.m.	PT
Thur.....	F2	.....	at UCLA *	.....	7 p.m.	PT
Sun.....	F5	.....	at USC * (FSN)	.....	1 p.m.	PT
Thur.....	F9	.....	Oregon *	.....	7 p.m.	PT
Sat.....	F11	.....	Oregon State *	.....	12:30 p.m.	PT
Thur.....	F16	.....	at Arizona State *	.....	6:30 p.m.	MT
Sun.....	F19	.....	at Arizona *	.....	3 p.m.	MT
Sun.....	F26	.....	Washington State * (FSN)	.....	12 p.m.	PT
Thur.....	M1	.....	USC *	.....	7 p.m.	PT
Sat.....	M3	.....	UCLA *	.....	2 p.m.	PT
Wed.-Sat....	M7-10	.....	Pac-12 Tournament			

\* Pac-12 Conference game.  
All times local to site & subject to change.

## SERIES

Cal State Northridge	.....	1-0
Houston	.....	3-0
Idaho	.....	5-2
Long Beach State	.....	0-7
Portland	.....	9-0
San Diego State...First Mtg		
Seattle	.....	13-3
Southern...First Mtg		
UC Davis	.....	0-1
UC Santa Barbara	.....	1-0
Arizona	.....	32-21
Arizona State	.....	27-26
California	.....	42-17
Colorado	.....	2-6
Oregon	.....	40-42
Oregon State	.....	50-29
Stanford	.....	14-40
UCLA	.....	27-25
USC	.....	28-27
Utah	.....	5-4
Washington State	.....	62-10

## HISTORY

All-Time Record	..	679-403
First Year	.....	1974-75
Pac-10 Record	.....	275-188
Pac-10 Tournament	..	4-10
NCAA Record	.....	15-16
WNIT Record	.....	4-3
WBI Record	.....	1-1

## 2010-11 RESULTS

Date	Opponent	Score	Hi Points	Hi Reb
11/14	Portland State	W, 51-50	(18)Rogers	(13)Williams
			(18)Kingma	
11/20	at Brigham Young	L, 55-80	(12)Kingma	(17)Argens
			(12)Williams	
11/23	vs Kent State	L, 58-59	(30)Kingma	(9)Argens
11/24	vs San Jose State	W, 49-27	(14)Kingma	(4)Kingma
				(4)Fortier/Argens
12/1	at Utah	W, 58-55	(20)Morton	(6)Kingma
12/8	at Cal State Northridge	W, 73-55	(21)Kingma	(9)Williams
12/12	UC Riverside	L, 54-59	(16)Kingma	(10)Williams
12/20	Western Michigan	W, 59-40	(25)Kingma	(7)Argens
				(7)Argens
12/23	Georgia Tech	L, 27-60	(9)Heard	(8)Heard
12/31	UCLA	L, 48-60	(18)Argens	(11)Argens
1/2	USC	L, 51-60	(18)Kingma	(8)Heard
				(8)Kingma
1/6	at Oregon State	W, 55-52	(15)Kingma	(11)Kingma
1/8	at Oregon	L, 64-68	(21)Kingma	(12)Heard
1/14	Stanford	L, 51-80	(9)Barlow	(4)Barlow
			(9)Argens	(4)Argens/Heard
1/16	California	W, 57-48	(15)Kingma	(8)Rogers
1/20	at Arizona	L, 58-61	(14)Rogers	(6)Heard
				(6)Barlow/Argens
1/22	at Arizona State	L, 49-52	(14)Kingma	(6)Argens
1/30	Washington State	W, 64-52	(29)Kingma	(7)Heard
2/3	Oregon	WOT, 90-76	(20)Kingma	(10)Argens
				(10)Rogers
2/5	Oregon State	L, 46-51	(17)Rogers	(12)Rogers
2/10	at California	W, 60-49	(18)Morton	(8)Williams
2/12	at Stanford	L, 52-62	(22)Kingma	(7)Barlow
2/17	Arizona State	L, 63-71	(18)Kingma	(5)Rogers
2/19	Arizona	L, 66-74	(21)Kingma	(6)Kingma
				(6)Rogers
2/26	at Washington State	W, 65-48	(18)Argens	(10)Barlow
3/3	at UCLA	L, 42-60	(12)Morton	(6)Argens
3/6	at USC	LOT, 61-65	(16)Kingma	(11)Argens
3/9	vs California <sup>P10</sup>	L, 48-58	(10)Kingma	(7)Kingma
				(10)Argens

P10 indicates Pac-10 Tournament game.





**PERKINS**



**DAUGHERTY**



**ROMBERG**

QUICK FACTS	
Location	Pullman, Wash.
Founded	1890
Enrollment	20,060
Colors	Crimson & Gray
Home Court	Friel Court (11,671)
Press Row Phone	(509) 335-2684
President	Elson S. Floyd
Faculty Representative	Ken Casavant
Athletics Director	Bill Moos
Associate AD/SWA	Anne McCoy
Head Coach	June Daugherty
Sports Information Director	Bill Stevens
Asst. Dir./WBB SID	Bobby Alworth
Office/Fax	(509) 335-5785/335-0267
Cell	(951) 452-6129
Email	bobby.alworth@wsu.edu
Website	www.wsucougars.com

## 2011-12 WASHINGTON STATE ROSTER

No.	Name	Pos.	Ht.	Yr.	Exp.	Hometown/High School (Last School)
1	<b>April Cook</b>	G	5-8	Sr.	3V	Carson, Calif./Long Beach Poly HS
2	<b>Ireti Amoj</b>	G/F	5-10	RS So.	1V	Berlin, Germany/Coubertin Gymnasium
3	Rosetta Adzasu	G	5-5	Sr.	1V	West Linn, Ore./West Linn HS (Yakima Valley CC)
4	Katie Grad	G	5-8	RS Jr.	2V	Lake Tapps, Wash./Auburn-Riverside HS
10	Tia Presley	G	5-8	Fr.	HS	Spokane, Wash./Gonzaga Prep
11	<b>Jazmine Perkins</b>	G	5-10	Sr.	3V	Berkeley, Calif./Berkeley HS
12	Jordan Kelley	G	5-10	Fr.	HS	Gillette, Wyo./Campbell County HS
21	Rosie Tarnowski	G/F	6-1	Sr.	3V	Philadelphia, Pa./Archbishop Wood HS
22	Sage Romberg	G/F	6-1	So.	1V	McKinleyville, Calif./McKinleyville HS
23	Shalie Dheensaw	F/C	6-3	Fr.	HS	Victoria, British Columbia/Claremont Secondary
24	Brandi Thomas	G/F	6-1	So.	1V	McCleary, Wash./Elma HS
33	<b>Carly Noyes</b>	C	6-5	Jr.	2V	Moses Lake, Wash./Moses Lake HS
42	Hana Potter	F/C	6-2	So.	1V	St. Louis Park, Minn./Hopkins HS

**Head Coach:** June Daugherty (Ohio State, 1978), 5th year  
**Associate Head Coach:** Mike Daugherty (Ohio State, 1977), 5th year  
**Assistant Coach:** Mo Hines (Washington, State), 5th year  
**Assistant Coach:** Brian Holsinger (Western Washington, 1997), 5th year

**Letterwinners R/L: 10/4**  
**Starters returning in bold**

## YEAR-BY-YEAR RECORD (since 1981-82)

Year	Conf.	Place	Overall	Postseason
81-82	8-7	T2	15-14	
82-83	1-11	9	5-22	
83-84	2-10	T8	7-18	
84-85	3-8	6	9-17	
85-86	4-8	5	11-17	
86-87	2-16	10	10-18	
87-88	6-12	T6	11-17	
88-89	6-12	T8	13-15	
89-90	9-9	T4	17-11	
90-91	10-8	T4	18-11	NCAA 1st
91-92	5-13	8	12-15	
92-93	3-15	T9	7-20	
93-94	3-15	8	8-19	
94-95	9-9	6	16-11	
95-96	8-10	T6	17-12	
96-97	4-14	8	10-17	
97-98	6-12	T7	12-15	
98-99	5-13	8	11-16	
99-00	1-17	10	4-24	
00-01	6-12	9	11-17	
01-02	0-18	10	2-27	
02-03	1-17	10	2-26	
03-04	2-16	10	6-22	
04-05	2-16	9	6-22	
05-06	2-16	10	8-20	
06-07	1-17	10	5-24	
07-08	2-16	10	5-25	
08-09	4-14	T8	11-19	
09-10	2-16	9	8-22	
10-11	6-12	T7	8-23	

NWBL member from 1977-1982  
 NorPac member from 1982-1986  
 Pac-10 member from 1986-2011

## DAUGHERTY'S RECORD

Year	School	Overall	Conf.	Place/Conf
89-90	Boise State	19-12	11-5	T2/Big Sky
90-91	Boise State	12-15	8-8	5/Big Sky
91-92	Boise State	22-7	14-2	1/Big Sky
92-93	Boise State	19-8	9-5	3/Big Sky
93-94	Boise State	23-6	12-2	T1/Big Sky
94-95	Boise State	16-11	10-4	2/Big Sky
95-96	Boise State	12-15	9-5	2/Big Sky
96-97	WASH	17-11	12-6	T4/Pac-10
97-98	WASH	18-10	9-9	5/Pac-10
98-99	WASH	16-13	11-7	5/Pac-10
99-00	WASH	8-22	4-14	9/Pac-10
00-01	WASH	22-10	12-6	T1/Pac-10
01-02	WASH	19-12	12-6	T2/Pac-10
02-03	WASH	22-8	13-5	T2/Pac-10
03-04	WASH	18-13	9-9	6/Pac-10
04-05	WASH	14-16	9-9	7/Pac-10
05-06	WASH	19-11	11-7	T4/Pac-10
06-07	WASH	18-13	11-7	4/Pac-10
07-08	WSU	5-25	2-16	10/Pac-10
08-09	WSU	11-19	4-14	T8/Pac-10
09-10	WSU	8-22	3-15	9/Pac-10
10-11	WSU	8-23	6-12	T7/Pac-10

**WSU Total (4 yrs)** 32-89 22-50  
**Career Total (22 yrs)** 346-302 201-173  
 (125-142, 16 yrs in Pac-10)



## JUNE DAUGHERTY

**Head Coach • 5th Year at Washington State**  
**Alma Mater: Ohio State, 1978**  
**32-89 (.264) at Washington State • Overall: 346-302 (.534, 22 Years)**

Daugherty enters her fifth season with the Cougars and continues to lead the charge toward a new era in WSU women's basketball ... In 2010-11, WSU posted the most conference wins, the highest scoring average and highest shooting percentage since 2000-01 ... Spent 12 seasons at Washington where she posted nearly 200 victories and led the Huskies to six NCAA Tournament appearances ... Has coached 16 All-Pac-10 performers in her career and one Pac-10 Player of the Year.

## TEAM OUTLOOK

- The Cougars had their best showing in the Conference since the 1997-98 campaign, finishing tied for seventh in the league. Head coach **June Daugherty**, in her fifth year in Pullman, welcomes back four starters and 11 letterwinners.
- Washington State appears to be an experienced squad. Veterans SR G **April Cook**, SR G **Jazmine Perkins**, JR C **Carly Noyes** and RS SO G/F **Ireto Amoj** have been asked to fill the role as starters since arriving on campus as freshmen.
- Amoj was one of the best three-point shooters in the Conference, knocking down 1.55 threes per game at a rate of 40.6 percent shooting. Noyes was one of the top three blockers in the league, averaging 1.39 blocks per game.
- WSU has scheduled one of the toughest slates, taking on Big Ten foes Penn State, Wisconsin, Ohio State and Michigan. Regional foes Gonzaga and San Diego State are on the slate, as well as the Big East's Louisville.

# WASHINGTON STATE COUGARS

## 2010-11 WASHINGTON STATE STATISTICS

**Overall: 8-23, Pac-10: 6-12/T7th • Home: 4-8 • Away: 3-13 • Neutral: 1-2**

#	PLAYER	G-GS	MIN-AVG	FG-FGA	FG%	3P-ATT	3P%	FT-FTA	FT%	OFF	DEF	TOT	AVG	PF-D	AST	TO	BLK	STL	PTS-AVG
22	Romberg, Sage	31-17	712-23.0	110-255	.431	41-101	.406	33-47	.702	46	101	147	4.7	38-1	59	59	19	21	294-9.5
	<i>Conference-Only</i>	18-5	410-22.8	64-153	.418	29-66	.439	23-32	.719	27	52	79	4.4	22-0	36	31	8	8	180-10.0
11	Perkins, Jazmine	29-21	683-23.6	97-265	.366	37-132	.280	38-60	.633	38	116	154	5.3	56-0	73	101	4	51	269-9.3
	<i>Conference-Only</i>	17-13	406-23.9	59-146	.404	27-78	.346	18-31	.581	18	64	82	4.8	32-0	42	64	1	32	163-9.6
2	Amojo, Ireti	31-21	767-24.7	95-243	.391	48-143	.336	25-37	.676	5	57	62	2.0	37-0	51	58	1	22	263-8.5
	<i>Conference-Only</i>	18-17	477-26.5	61-151	.404	39-93	.419	14-23	.609	3	35	38	2.1	26-0	36	35	0	9	175-9.7
33	Noyes, Carly	31-31	803-25.9	103-213	.484	0-0	.000	36-75	.480	43	73	116	3.7	99-3	39	68	43	18	242-7.8
	<i>Conference-Only</i>	18-18	482-26.8	53-111	.477	0-0	.000	17-42	.405	29	41	70	3.9	54-1	22	40	17	11	123-6.8
42	Potter, Hana	31-13	521-16.8	83-209	.397	16-56	.286	17-25	.680	42	62	104	3.4	75-2	15	51	7	21	199-6.4
	<i>Conference-Only</i>	18-3	286-15.9	43-115	.374	8-36	.222	15-20	.750	24	34	58	3.2	46-2	7	34	4	12	109-6.1
1	Cook, April	27-19	587-21.7	62-220	.282	25-91	.275	23-48	.479	16	30	46	1.7	30-0	44	50	9	23	172-6.4
	<i>Conference-Only</i>	18-16	401-22.3	36-136	.265	14-55	.255	17-36	.472	13	23	36	2.0	22-0	35	38	5	14	103-5.7
13	Adzasu, Rosetta	31-14	587-18.9	66-182	.363	16-46	.348	36-57	.632	28	50	78	2.5	74-0	103	86	0	61	184-5.9
	<i>Conference-Only</i>	18-2	302-16.8	33-88	.375	12-27	.444	11-19	.579	11	25	36	2.0	38-0	46	36	0	26	89-4.9
3	Madison, Katie	31-15	628-20.3	50-139	.360	9-26	.346	53-83	.639	64	95	159	5.1	86-1	33	58	6	29	162-5.2
	<i>Conference-Only</i>	18-14	379-21.1	21-73	.288	6-18	.333	28-45	.622	33	54	87	4.8	49-0	22	39	2	17	76-4.2
24	Thomas, Brandi	31-3	348-11.2	23-78	.295	9-30	.300	9-14	.643	20	35	55	1.8	39-0	11	26	7	14	64-2.1
	<i>Conference-Only</i>	18-1	184-10.2	14-40	.350	6-16	.375	8-12	.667	9	14	23	1.3	23-0	6	15	2	11	42-2.3
21	Tarnowski, Rosie	29-0	237-8.2	14-51	.275	3-25	.120	8-16	.500	16	17	33	1.1	20-0	13	15	2	9	39-1.3
	<i>Conference-Only</i>	16-0	85-5.3	5-21	.238	0-11	.000	3-8	.375	9	5	14	0.9	9-0	4	6	1	3	13-0.8
4	Grad, Katie	29-1	230-7.9	16-42	.381	3-12	.250	3-4	.750	10	18	28	1.0	11-0	11	12	0	6	38-1.3
	<i>Conference-Only</i>	17-1	137-8.1	11-24	.458	3-7	.429	1-2	.500	5	14	19	1.1	7-0	6	7	0	3	26-1.5
25	Pettersen, Lexie	15-0	55-3.7	6-9	.667	1-3	.333	4-6	.667	1	4	5	0.3	5-0	0	5	2	1	17-1.1
	<i>Conference-Only</i>	6-0	19-3.2	1-3	.333	0-2	.000	3-4	.750	0	2	2	0.3	3-0	0	4	1	0	5-0.8
5	Brooks, Devin	7-0	17-2.4	2-5	.400	0-0	.000	0-2	.000	1	0	1	0.1	2-0	1	2	0	0	4-0.6
	<i>Conference-Only</i>	5-0	13-2.6	2-5	.400	0-0	.000	0-2	.000	1	0	1	0.2	1-0	0	0	0	0	4-0.8
20	Calderwood, Katie	10-0	24-2.4	2-2	1.000	0-0	.000	1-3	.333	1	5	6	0.6	0-0	1	1	0	0	5-0.5
	<i>Conference-Only</i>	6-0	18-3.0	1-1	1.000	0-0	.000	0-1	.000	1	3	4	0.7	0-0	1	1	0	0	2-0.3
	<b>TEAM</b>									79	79	158	5.1	2-0		9			
	<b>Total</b>	<b>31</b>		<b>729-1913</b>	<b>.381</b>	<b>208-665</b>	<b>.313</b>	<b>286-477</b>	<b>.600</b>	<b>410</b>	<b>742</b>	<b>1152</b>	<b>37.2</b>	<b>574-7</b>	<b>454</b>	<b>601</b>	<b>100</b>	<b>276</b>	<b>1952-63.0</b>
	<i>Conference-Only</i>	18		404-1067	.379	144-409	.352	158-277	.570	236	417	653	36.3	333-3	263	357	41	146	1110-61.7
	<b>Opponents</b>	<b>31</b>		<b>792-1855</b>	<b>.427</b>	<b>178-532</b>	<b>.335</b>	<b>502-703</b>	<b>.714</b>	<b>422</b>	<b>871</b>	<b>1293</b>	<b>41.7</b>	<b>487-0</b>	<b>488</b>	<b>574</b>	<b>115</b>	<b>311</b>	<b>2264-73.0</b>
	<i>Conference-Only</i>	18		440-1035	.425	106-313	.339	301-426	.707	240	491	731	40.6	284-1	274	327	61	197	1287-71.5

### 2011-12 SCHEDULE

Fri.-Sun. .... N11-13 .. Lady Lion Classic, <i>University Park, Pa.</i>
Fri..... N11 ..... at Penn State..... 6 p.m. ET
Sun..... N13 ..... vs. MTSU/UNC Wilmington..... 12 p.m./2 p.m. ET
Fri..... N18 ..... at Wisconsin ..... 7 p.m. CT
Sun..... N20 ..... at South Dakota State ..... 2 p.m. CT
Thur.-Sat.... N24-26 .. Paradise Jam Tournament, <i>St. Thomas, V.I.</i>
Thur..... N24 ..... vs. Marquette ..... 5 p.m. PT
Fri..... N25 ..... vs. Michigan ..... 5 p.m. PT
Sat..... N26 ..... vs. Prairie View A&M..... 2:45 p.m. PT
Wed..... N30 ..... Gonzaga ..... 8 p.m. PT
Fri..... D2 ..... San Diego State ..... 7 p.m. PT
Sun..... D11 ..... UC Riverside ..... 3:30 p.m. PT
Mon..... D19 ..... Louisville ..... 7 p.m. PT
Thur..... D22 ..... at Ohio State ..... 7 p.m. ET
Thur..... D29 ..... at Oregon * ..... 7 p.m. PT
Sat..... D31 ..... at Oregon State * ..... 2 p.m. PT
Thur..... J5 ..... Utah * ..... 7 p.m. PT
Sat..... J7 ..... Colorado * ..... 1 p.m. PT
Sat..... J14 ..... Washington * ..... 1 p.m. PT
Thur..... J19 ..... Stanford * ..... 7 p.m. PT
Sun..... J21 ..... California * (FSN) ..... 3:30 p.m. PT
Thur..... J26 ..... Arizona State * ..... 7 p.m. PT
Sat..... J28 ..... Arizona * ..... 1 p.m. PT
Thur..... F2 ..... at USC * ..... 7 p.m. PT
Sat..... F4 ..... at UCLA * ..... 2 p.m. PT
Thur..... F9 ..... Oregon State * ..... 7 p.m. PT
Sat..... F11 ..... Oregon * ..... 1 p.m. PT
Thur..... F16 ..... at Arizona * ..... 7 p.m. MT
Sat..... F18 ..... at Arizona State * ..... 2 p.m. MT
Sun..... F26 ..... at Washington * (FSN) ..... 12 p.m. PT
Thur..... M1 ..... UCLA * ..... 7 p.m. PT
Sat..... M3 ..... USC * ..... 1 p.m. PT
Wed.-Sat.... M7-10.... Pac-12 Tournament

\* Pac-12 Conference game.  
All times local to site & subject to change.

### SERIES

Gonzaga ..... 17-5
Louisville..... First Mtg
Marquette..... First Mtg
Michigan..... 0-1
MTSU..... First Mtg
Ohio State..... First Mtg
Penn State..... First Mtg
Prairie View A&M..First Mtg
San Diego State..... 1-3
South Dakota State..... 0-1
UC Riverside..... First Mtg
UNC Wilmington . First Mtg
Wisconsin ..... First Mtg
Arizona ..... 21-31
Arizona State..... 14-36
California ..... 21-35
Colorado ..... 1-1
Oregon..... 13-56
Oregon State..... 26-45
Stanford..... 0-52
UCLA ..... 6-44
USC ..... 12-41
Utah ..... 1-9
Washington ..... 17-63

### HISTORY

All-Time Record .. 426-644
First Year ..... 1970-71
Pac-10 Record.... 111-351
Pac-10 Tournament .. 0-10
NCAA Record ..... 0-1
WNIT Record ..... 0-0

### 2010-11 RESULTS

Date	Opponent	Score	Hi Points	Hi Reb
11/12	at Saint Mary's	L, 69-73	(19)Romberg	(7)Madison
11/14	at UC Davis	L, 38-77	(12)Madison	(9)Perkins
11/18	at Portland	L, 80-91	(20)Adzasu	(7)Perkins (7)Potter/Noyes
11/22	Nebraska	L, 79-87	(19)Noyes	(7)Noyes/Perkins
11/26	vs North Carolina	L, 55-93	(11)Noyes	(7)Romberg
11/27	vs Long Beach State	W, 87-63	(13)Romberg	(11)Madison
11/28	vs Gonzaga	L, 65-67	(14)Perkins	(8)Romberg
12/5	Nevada	W, 67-54	(11)Amojo	(11)Romberg (11)Madison
12/7	South Dakota State	L, 61-72	(10)Adzasu	(8)Noyes
12/11	at Gonzaga	L, 75-93	(12)Amojo	(6)Madison
			(12)Noyes	(6)Perkins/Adzasu
12/18	at Wyoming	L, 43-63	(10)Potter	(5)Romberg (5)Perkins/Adzasu
12/21	at San Diego State	L, 57-66	(11)Perkins	(6)Adzasu (11)Noyes (6)Perkins
12/31	USC	L, 57-72	(14)Amojo	(7)Grad/Perkins
1/2	UCLA	L, 55-80	(13)Amojo	(4)Romberg (4)Potter
1/6	at Oregon	L, 72-77	(24)Perkins	(8)Noyes
1/8	at Oregon State	W, 58-50	(21)Romberg	(7)Romberg
1/14	California	W, 77-63	(13)Romberg	(6)Perkins
1/16	Stanford	L, 50-94	(9)Potter	(9)Potter
1/20	at Arizona State	W, 70-65	(16)Perkins/Amojo	(7)Romberg
1/22	at Arizona	L, 58-64	(21)Amojo	(7)Potter
1/30	at Washington	L, 52-64	(11)Cook	(8)Perkins
2/3	Oregon State	W, 67-64	(17)Romberg	(8)Romberg (17)Amojo
2/5	Oregon	W, 96-90	(17)Madison	(9)Madison
2/10	at Stanford	L, 59-100	(18)Perkins	(5)Madison
2/12	at California	W, 68-66	(14)Perkins	(7)Madison (14)Cook (7)Perkins
2/17	Arizona	L, 61-78	(16)Romberg	(9)Romberg
2/19	Arizona State	L, 47-55	(11)Adzasu	(10)Madison
2/26	Washington	L, 48-65	(8)Noyes	(4)Perkins/Potter
3/3	at USC	L, 67-74	(20)Perkins	(6)Madison
3/5	at UCLA	L, 48-66	(10)Noyes	(6)Perkins
3/9	at USC <sup>P10</sup>	L, 66-78	(17)Perkins	(11)Perkins (11)Madison

P10 indicates Pac-10 Tournament game.

## FINAL PAC-10 STANDINGS

	CONFERENCE				OVERALL							STREAK	LAST 5	TOP 25
	W	L	PCT	H	A	W	L	PCT	H	A	N			
1. Stanford	18	0	1.000	9-0	9-0	33	3	.916	17-0	12-2	4-1	L1	5-0	8-3
2. UCLA	16	2	.889	8-1	8-1	28	5	.848	12-2	12-1	4-1	L1	3-2	1-5
3. Arizona State	11	7	.611	6-3	5-4	20	11	.645	12-3	7-5	1-3	L2	3-2	1-5
4. Arizona	10	8	.556	6-3	4-5	21	12	.636	11-3	7-7	3-2	L2	3-2	0-6
USC	10	8	.556	6-3	4-5	24	12	.667	13-3	10-7	1-2	W5	5-0	2-7
6. California	7	11	.389	4-5	3-6	18	16	.545	10-5	5-9	3-2	L1	3-2	0-6
7. Washington	6	12	.333	3-6	3-6	11	17	.393	5-8	5-7	1-2	L3	1-4	0-3
Washington State	6	12	.333	3-6	3-6	8	23	.258	4-8	3-12	1-2	L6	0-5	0-7
9. Oregon	4	14	.222	3-6	2-7	13	17	.433	7-8	6-8	0-1	L4	1-4	0-4
10. Oregon State	2	16	.111	1-8	1-8	9	21	.300	4-9	3-10	2-2	L5	0-5	0-4



**PLAYER OF THE YEAR**  
Jeanette Pohlen, G, Stanford



**FRESHMAN OF THE YEAR**  
Chiney Ogwumike, F, Stanford



**DEFENSIVE PLAYER OF THE YEAR**  
Ify Ibekwe, F, Arizona



**COACH OF THE YEAR**  
Tara VanDerveer, Stanford

STANFORD rolled to the Conference title, going a perfect 18-0 and advancing through the postseason field of 64 to its fourth-straight NCAA Final Four. In total, the Conference had three teams make the NCAA Tournament with UCLA earning a No. 3 seed and ARIZONA STATE receiving a bid as a seven-seed. ARIZONA, CALIFORNIA and USC made postseason appearances, as well, playing in the WNIT, with the Women of Troy eventually falling in the championship game.

Pac-10 athletes also pulled down a number of individual honors, as Conference player of the year Stanford guard Jeanette Pohlen was named a first team All-American by the Associated Press (AP), and received additional nods by United States Basketball Writer's Association (USBWA) and John R. Wooden All-America teams. Fellow Cardinal junior forward Nnemkadi Ogwumike was a second team AP All-American and was also named to the USBWA and John Wooden teams, while guard/forward Kayla Pedersen garnered honorable mention honors from the AP. Other AP honorable mentions went to UCLA's Jasmine Dixon, USC's Briana Gilbreath and Arizona's Ify Ibekwe. Ibekwe also became the first Wildcat to take home the Pac-10 Defensive Player of the Year award, and Stanford forward Chiney Ogwumike was the Conference's Freshman of the Year.

In a season that saw her win her 800th game as a head coach, Stanford's Tara VanDerveer was named the John R. Wooden Coach of the Year for the 11th time in 25 years at the helm. Perhaps most notably, though, it was also announced that she would be part of the 2011 class enshrined in the Naismith Memorial Basketball Hall of Fame—only the eighth female coach to be inducted.

Additionally, Pedersen and Pohlen were both taken in the first round of the WNBA Draft with the seventh and ninth picks, respectively. Ibekwe was drafted in the second round.

### PLAYERS OF THE WEEK

Nov. 15	Briana Gilbreath, USC
Nov. 22	Darxia Morris, UCLA
Nov. 29	Amanda Johnson, ORE
Dec. 6	Briana Gilbreath, USC
Dec. 13	DeNesha Stallworth, CAL
Dec. 20	Ashley Corral, USC
Dec. 27	Dymond Simon, ASU
Jan. 3	Jeanette Pohlen, STAN
Jan. 10	Nia Jackson, ORE
Jan. 17	Nnemkadi Ogwumike, STAN
Jan. 24	Kayla Pedersen, STAN
Jan. 31	Kristi Kingma, WASH
Feb. 7	Sage Romberg, WSU
Feb. 14	Ify Ibekwe, ARIZ
Feb. 21	Ei Sara Greer, OSU
Feb. 28	Darxia Morris, UCLA
Mar. 7	Ify Ibekwe, ARIZ

### NCAA CHAMPIONSHIP RESULTS

**FIRST ROUND**  
#1 Stanford def. #16 UC Davis, 86-59  
#3 UCLA def. #14 Montana, 55-47  
#10 Temple def. #7 Arizona State, 63-45

**SECOND ROUND**  
#1 Stanford def. #9 St. John's, 96-67  
#11 Gonzaga def. #3 UCLA, 89-75

**ELITE EIGHT**  
#1 Stanford def. #11 Gonzaga, 83-60

**SWEET SIXTEEN**  
#1 Stanford def. #5 North Carolina, 72-65

**NCAA FINAL FOUR**  
#2 Texas A&M def. #1 Stanford, 63-62

### WNIT RESULTS

**FIRST ROUND**  
USC def. UC Santa Barbara, 67-64  
Utah State def. Arizona, 103-95  
California def. Cal Poly, 74-60

**THIRD ROUND**  
USC def. BYU, 62-50

**SEMIFINALS**  
USC def. Illinois State, 63-36

**QUARTERFINALS**  
USC def. Colorado, 87-70

**CHAMPIONSHIP GAME**  
Toledo def. USC, 76-68

**SECOND ROUND**  
USC def. Nevada, 78-59  
Colorado def. California, 81-65

### FINAL NATIONAL RANKINGS

	AP	WBCA
Stanford.....	2	4
UCLA.....	7	13



**ALL-PAC-10 TEAM**

Name	School	Pos	Yr	Ht	Hometown
Doreena Campbell	UCLA	Sr.	G	5-10	Alexandria, Va.
Ashley Corral	USC	Jr.	G	5-9	Vancouver, Wash.
Jasmine Dixon	UCLA	Jr.	G	6-0	Long Beach, Calif.
Briana Gilbreath	USC	Jr.	G	6-1	Katy, Texas
Ify Ibekwe	Arizona	Sr.	F	6-1	Carson, Calif.
Nia Jackson	Oregon	R-Jr.	G	5-7	Seattle, Wash.
Kristi Kingma	Washington	Jr.	G/F	5-10	Mill Creek, Wash.
Darxia Morris	UCLA	Sr.	G	5-8	Pasadena, Calif.
Chiney Ogwumike	Stanford	Fr.	F	6-3	Cypress, Texas
Nnemkadi Ogwumike	Stanford	Jr.	F	6-2	Cypress, Texas
Kayla Pedersen	Stanford	Sr.	F	6-4	Fountain Hills, Ariz.
Jeanette Pohlen	Stanford	Sr.	G	6-0	Brea, Calif.
Dymond Simon	Arizona State	R-Sr.	G	5-5	Phoenix, Ariz.
DeNesha Stallworth	California	So.	F/C	6-3	Richmond, Calif.
Davellyn Whyte	Arizona	So.	G	5-11	Phoenix, Ariz.

**HONORABLE MENTION (receiving at least one vote):** Kimberly Brandon (ASU, Jr., G/F); Talia Caldwell (CAL, So., C); Layshia Clarendon (CAL, So., G); Jacki Gemelos, USC; El Sara Greer (OSU, Sr., F); Sage Indendi (OSU, R-So., G); Amanda Johnson (ORE, Jr., F); Jazmine Perkins (WSU, Jr., G); Sage Romberg (WSU, G/F, Fr.); Becca Tobin (ASU, Sr., F).

**PAC-10 ALL-FRESHMAN TEAM**

Name	School	Pos	Ht	Hometown
Cassie Harberts	USC	F	6-2	San Clemente, Calif.
Alyssa Martin	Oregon State	G	6-0	Portland, Ore.
Chiney Ogwumike	Stanford	F	6-3	Cypress, Texas
Sage Romberg	Washington State	G/F	6-1	McKinleyville, Calif.
Lindsay Sherbert	California	F	6-0	Temecula, Calif.

**HONORABLE MENTION (receiving at least one vote):** Ireto Amojó (WSU, G/F); Erica Barnes (ARIZ, F); Marjorie Heard (WASH, F); Toni Kokenis (STAN, F); Deanna Weaver (ORE, G/F).

**PAC-10 ALL-DEFENSIVE TEAM**

Name	School	Pos	Yr	Ht	Hometown
Briana Gilbreath	USC	G	Jr.	6-1	Katy, Texas
El Sara Greer	Oregon State	F	Sr.	6-2	Waterloo, Iowa
Eliza Pierre	California	G	So.	5-8	Pasadena, Calif.
Ify Ibekwe	Arizona	F	Sr.	6-1	Carson, Calif.
Chiney Ogwumike	Stanford	F	Fr.	6-3	Cypress, Texas

**HONORABLE MENTION (receiving at least one vote):** Charmaine Barlow (WASH, Jr., F); Jasmine Dixon (UCLA, Jr., F); Darxia Morris (UCLA, Sr., G); Nnemkadi Ogwumike (STAN, Jr., F); Kayla Pedersen (STAN, Sr., F); Tenaya Watson (ASU, Sr. G).

**ACADEMIC ALL-PAC-10 TEAM**

**FIRST TEAM**

Name	School	Year	GPA	Major
Jacki Gemelos	USC	R-Jr.	3.50	Masters of Gerontology
Amanda Johnson	Oregon	Jr.	3.97	Psychology & Sociology
Kayla Pedersen	Stanford	Sr.	3.53	Communications/Psychology
Dymond Simon	Arizona State	Gr.	3.89	Masters of Liberal Studies
Laura Stanulis	Oregon	So.	3.68	Biology

**SECOND TEAM**

Name	School	Year	GPA	Major
Kali Bennett	Arizona State	Jr.	3.41	Design Studies
Briana Gilbreath	USC	Jr.	3.21	Human Performance
Kirsti Kingma	Washington	Jr.	3.39	Communications
Rosie Tarnowski	Washington State	So.	3.47	Education
Mariah Williams	UCLA	So.	3.55	Political Science

**HONORABLE MENTION:** Ireto Amojó, R-Fr., WSU; Jeneva Anderson, So., WASH; Sarah Boothe, So., STAN; Tami Brown, R-Jr., OSU; Joy Burke, So., ASU; Layshia Clarendon, So., CAL; Kristi Fallin, Sr., ORE; Rachelle Federico, Sr., CAL; Rebekah Gardner, Jr., UCLA; Katie Grad, So., WSU; Kari La Plante, Sr., USC; Lindy La Rocque, Jr., STAN; Soana Lucet, Sr., ARIZ; Sarah Morton, Sr., WASH; Melanie Murphy, Grad., STAN; Nnemkadi Ogwumike, Jr., STAN; Carly Noyes, So., WSU; Lexie Pettersen, Jr., WSU; Jeanette Pohlen, Sr., STAN; Mikaela Ruef, So., STAN; Reiko Thomas, Jr., ARIZ; Becca Tobin, Sr., ASU; Markel Walker, So., UCLA.

**TOYO TIRES SCHOLAR-ATHLETE OF THE YEAR**

**Kayla Pedersen, Sr., Stanford**

**POSTSEASON HONORS**

**WBCA ALL-AMERICA**

Nnemkadi Ogwumike, STAN (1st)  
Kayla Pedersen, STAN (HM)  
Jeanette Pohlen, STAN (HM)

**JOHN R. WOODEN ALL-AMERICA**

Nnemkadi Ogwumike, STAN  
Jeanette Pohlen, STAN

**ASSOCIATED PRESS**

**All-America Team**

Jeanette Pohlen, STAN (1st)  
Nnemkadi Ogwumike, STAN (2nd)  
Jasmine Dixon, UCLA (HM)  
Briana Gilbreath, USC (HM)  
Ify Ibekwe, ARIZ (HM)  
Kayla Pedersen, STAN (HM)

**US BASKETBALL WRITERS ASSOC.**

**All-America Team**

Nnemkadi Ogwumike, STAN  
Jeanette Pohlen, STAN

**STATE FARM/WBCA WADE TROPHY**

Nnemkadi Ogwumike, STAN (Pre/Finalist)  
Kayla Pedersen, STAN (Pre/Finalist)  
Jeanette Pohlen, STAN (Pre/Finalist)

**NAISMITH TROPHY**

Jasmine Dixon, UCLA (Pre/Mid)  
Ify Ibekwe, ARIZ (Pre)  
Nnemkadi Ogwumike, STAN (Pre/Mid/  
Finalist)  
Kayla Pedersen, STAN (Pre/Mid)  
Jeanette Pohlen, STAN (Pre/Mid)

**JOHN R. WOODEN AWARD**

Jasmine Dixon, UCLA (Pre)  
Nnemkadi Ogwumike, STAN (Pre/Finalist)  
Kayla Pedersen, STAN (Pre)  
Jeanette Pohlen, STAN (Mid/Finalist)

**WBCA REGION 8 ALL-AMERICAN**

Nnemkadi Ogwumike, STAN  
Kayla Pedersen, STAN  
Jeanette Pohlen, STAN

**RUSSELL ATHLETIC/WBCA NATIONAL D-I COACH OF THE YEAR**

Tara VanDerveer, STAN

**COSIDA ACADEMIC ALL-DISTRICT**

Amanda Johnson, ORE (1st team)

**LOWE'S SENIOR CLASS AWARD**

Kayla Pedersen, STAN (Finalist)

**2011 WNBA DRAFT**

No. 7: Kayla Pedersen, STAN (Tulsa Shock)  
No. 9: Jeanette Pohlen, STAN (Indiana Fever)  
No. 24: Ify Ibekwe, ARIZ (Seattle Storm)

# INDIVIDUAL STATISTICS



## SCORING

##	Player-Team	Cl	G	FG	3FG	FT	Pts	Avg/G
1.	Ogwumike, Nnemkadi-STAN	JR	33	231	2	112	576	17.5
2.	Ibekwe, Ify-ARIZ	SR	32	184	28	118	514	16.1
3.	Johnson, Amanda-ORE	JR	30	180	49	68	477	15.9
4.	Whyte, Davellyn-ARIZ	SO	33	173	66	111	523	15.8
5.	Kingma, Kristi-WASH	JR	28	146	79	66	437	15.6
6.	Pohlen, Jeanette-STAN	SR	36	176	96	75	523	14.5
7.	Gilbreath, Briana-USC	JR	37	190	27	125	532	14.4
8.	Stallworth, DeNesha-CAL	SO	34	193	5	61	452	13.3
9.	Clarendon, Layshia-CAL	SO	34	163	30	94	450	13.2
10.	Simon,Dymond-ASU	SR	29	123	36	100	382	13.2
11.	Lucet, Soana-ARIZ	SR	32	164	10	74	412	12.9
12.	Corral, Ashley-USC	JR	35	158	85	49	450	12.9
13.	Pedersen, Kayla-STAN	SR	35	152	28	108	440	12.6
14.	Martin, Alyssa-OSU	FR	30	127	60	58	372	12.4
15.	Gemelos, Jacki-USC	JR	37	168	52	69	457	12.4
16.	Morris, Darxia-UCLA	SR	33	164	29	47	404	12.2
17.	Dixon, Jasmine-UCLA	JR	31	146	0	82	374	12.1
18.	Ogwumike, Chiney-STAN	FR	35	166	0	77	409	11.7
19.	Indendi, Sage-OSU	SO	30	113	75	20	321	10.7
20.	Harberts, Cassie-USC	FR	37	136	2	103	377	10.2

## REBOUNDING

##	Player-Team	Cl	G	OFF	DEF	TOT	Avg/G
1.	Ibekwe, Ify-ARIZ	SR	32	84	230	314	9.8
2.	Caldwell, Talia-CAL	SO	34	140	152	292	8.6
3.	Johnson, Amanda-ORE	JR	30	77	171	248	8.3
4.	Greer, El Sara-OSU	SR	30	120	122	242	8.1
5.	Ogwumike, Chiney-STAN	FR	35	124	157	281	8.0
6.	Pedersen, Kayla-STAN	SR	35	72	208	280	8.0
7.	Ogwumike, Nnemkadi-STAN	JR	33	73	178	251	7.6
8.	Dixon, Jasmine-UCLA	JR	31	105	122	227	7.3
9.	Gilbreath, Briana-USC	JR	37	85	184	269	7.3
10.	Marinacci, Christina-USC	SO	37	102	151	253	6.8
11.	Brandon, Kimberly-ASU	JR	31	86	115	201	6.5
12.	Stallworth, DeNesha-CAL	SO	34	80	137	217	6.4
13.	Harberts, Cassie-USC	FR	37	88	140	228	6.2
14.	Argens, Mackenzie-WASH	JR	28	52	114	166	5.9
15.	Tobin, Becca-ASU	SR	30	63	110	173	5.8
16.	LaPlante, Kari-USC	SR	37	80	127	207	5.6
17.	Marchbanks, Earlysia-OSU	JR	30	68	99	167	5.6
18.	Lucet, Soana-ARIZ	SR	32	66	110	176	5.5
19.	Nyingifa, Atoneye-UCLA	SO	33	80	99	179	5.4
	Walker, Markel-UCLA	SO	33	60	119	179	5.4

## FIELD GOAL PCT (Min. 3.0 made per game)

##	Player-Team	Cl	G	FG	FGA	Pct
1.	Ogwumike, Nnemkadi-STAN	JR	33	231	394	586
2.	Ogwumike, Chiney-STAN	FR	35	166	289	574
3.	Greer, El Sara-OSU	SR	30	107	191	560
4.	Dixon, Jasmine-UCLA	JR	31	146	276	529
5.	Nyingifa, Atoneye-UCLA	SO	33	114	221	516
6.	Tobin, Becca-ASU	SR	30	102	204	500
7.	Lucet, Soana-ARIZ	SR	32	164	331	495
8.	Noyes, Carly-WSU	SO	31	103	213	484
9.	Caldwell, Talia-CAL	SO	34	112	232	483
10.	Ibekwe, Ify-ARIZ	SR	32	184	385	478

## ASSISTS

##	Player-Team	Cl	G	Assists	Avg/G
1.	Morton, Sarah-WASH	SR	24	118	4.92
2.	Arnold, Shanita-ARIZ	JR	33	161	4.88
3.	Pohlen, Jeanette-STAN	SR	36	171	4.75
4.	Corral, Ashley-USC	JR	35	129	3.69
5.	Pedersen, Kayla-STAN	SR	35	123	3.51
6.	Clarendon, Layshia-CAL	SO	34	119	3.50
7.	Adzasu, Rosetta-WSU	JR	31	103	3.32
8.	Walker, Markel-UCLA	SO	33	105	3.18
9.	Bostick, Alexis-OSU	FR	30	92	3.07
10.	Pierre, Eliza-CAL	SO	34	103	3.03

## FREE THROW PCT (Min. 2.0 made per game)

##	Player-Team	Cl	G	FTM	FTA	Pct
1.	Pohlen, Jeanette-STAN	SR	36	75	84	893
2.	Morton, Sarah-WASH	SR	24	53	62	855
3.	Watson, Tenaya-ASU	SR	31	71	87	816
4.	Simon, Dymond-ASU	SR	29	100	124	806
5.	Pedersen, Kayla-STAN	SR	35	108	138	783
6.	Ogwumike, Nnemkadi-STAN	JR	33	112	148	757
7.	Johnson, Amanda-ORE	JR	30	68	90	756
8.	Whyte, Davellyn-ARIZ	SO	33	111	147	755
9.	Gilbreath, Briana-USC	JR	37	125	172	727
10.	Marinacci, Christina-USC	SO	37	108	152	711

## STEALS

##	Player-Team	Cl	G	Steals	Avg/G
1.	Pierre, Eliza-CAL	SO	34	90	2.65
2.	Gilbreath, Briana-USC	JR	37	91	2.46
3.	Dixon, Jasmine-UCLA	JR	31	74	2.39
4.	Ibekwe, Ify-ARIZ	SR	32	73	2.28
5.	Kingma, Kristi-WASH	JR	28	61	2.18
6.	Johnson, Amanda-ORE	JR	30	64	2.13
7.	Adzasu, Rosetta-WSU	JR	31	61	1.97
8.	Whyte, Davellyn-ARIZ	SO	33	64	1.94
9.	Bostick, Alexis-OSU	FR	30	58	1.93
10.	Indendi, Sage-OSU	SO	30	57	1.90

## 3-POINT FG PCT (Min. 1.0 made per game)

##	Player-Team	Cl	G	3FG	FGA	Pct
1.	Gemelos, Jacki-USC	JR	37	52	123	423
2.	Pohlen, Jeanette-STAN	SR	36	96	230	417
3.	Indendi, Sage-OSU	SO	30	75	183	410
4.	Kingma, Kristi-WASH	JR	28	79	193	409
5.	Romberg, Sage-WSU	FR	31	41	101	406
6.	La Rocque, Lindy-STAN	JR	34	34	88	386
7.	Fallin, Kristi-ORE	SR	27	47	124	379
8.	Corral, Ashley-USC	JR	35	85	228	373
9.	Jackson, Brooke-ARIZ	JR	33	46	125	368
10.	Sherbert, Lindsay-CAL	FR	33	49	142	345

## 3-POINT FG MADE

##	Player-Team	Cl	G	3FG	Avg/G
1.	Kingma, Kristi-WASH	JR	28	79	2.82
2.	Pohlen, Jeanette-STAN	SR	36	96	2.67
3.	Indendi, Sage-OSU	SO	30	75	2.50
4.	Corral, Ashley-USC	JR	35	85	2.43
5.	Whyte, Davellyn-ARIZ	SO	33	66	2.00
	Martin, Alyssa-OSU	FR	30	60	2.00
7.	Fallin, Kristi-ORE	SR	27	47	1.74
8.	Johnson, Amanda-ORE	JR	30	49	1.63
9.	Amojo, Irete-WSU	FR	31	48	1.55
10.	Sherbert, Lindsay-CAL	FR	33	49	1.48

## BLOCKED SHOTS

##	Player-Team	Cl	G	Blocks	Avg/G
1.	Greer, El Sara-OSU	SR	30	92	3.07
2.	Ibekwe, Ify-ARIZ	SR	32	47	1.47
3.	Noyes, Carly-WSU	SO	31	43	1.39
4.	Gilbreath, Briana-USC	JR	37	50	1.35
5.	Bennett, Kali-ASU	JR	31	35	1.13
6.	Stallworth, DeNesha-CAL	SO	34	34	1.00
7.	Johnson, Amanda-ORE	JR	30	27	0.90
	Holliday, Jasmin-ORE	JR	30	27	0.90
9.	Ogwumike, Chiney-STAN	FR	35	29	0.83
10.	Argens, Mackenzie-WASH	JR	28	23	0.82

## ASSIST/TURNOVER RATIO (Min. 3.0 assists/game)

##	Player-Team	Cl	G	Asst	Turn	Avg	Ratio	
1.	Pedersen, Kayla-STAN	SR	35	123	3.5	69	2.0	1.78
2.	Pohlen, Jeanette-STAN	SR	36	171	4.8	111	3.1	1.54
3.	Arnold, Shanita-ARIZ	JR	33	161	4.9	108	3.3	1.49
4.	Corral, Ashley-USC	JR	35	129	3.7	97	2.8	1.33
5.	Adzasu, Rosetta-WSU	JR	31	103	3.3	86	2.8	1.20
6.	Morton, Sarah-WASH	SR	24	118	4.9	108	4.5	1.09
7.	Clarendon, Layshia-CAL	SO	34	119	3.5	109	3.2	1.09
8.	Pierre, Eliza-CAL	SO	34	103	3.0	97	2.9	1.06
9.	Bostick, Alexis-OSU	FR	30	92	3.1	91	3.0	1.01
10.	Walker, Markel-UCLA	SO	33	105	3.2	110	3.3	0.95

## OFFENSIVE REBOUNDS

##	Player-Team	Cl	G	No.	Avg/G
1.	Caldwell, Talia-CAL	SO	34	140	4.12
2.	Greer, El Sara-OSU	SR	30	120	4.00
3.	Ogwumike, Chiney-STAN	FR	35	124	3.54
4.	Dixon, Jasmine-UCLA	JR	31	105	3.39
5.	Brandon, Kimberly-ASU	JR	31	86	2.77
6.	Marinacci, Christina-USC	SO	37	102	2.76
7.	Ibekwe, Ify-ARIZ	SR	32	84	2.63
8.	Johnson, Amanda-ORE	JR	30	77	2.57
9.	Nyingifa, Atoneye-UCLA	SO	33	80	2.42
10.	Harberts, Cassie-USC	FR	37	88	2.38

## DEFENSIVE REBOUNDS

##	Player-Team	Cl	G	No.	Avg/G
1.	Ibekwe, Ify-ARIZ	SR	32	230	7.19
2.	Pedersen, Kayla-STAN	SR	35	208	5.94
3.	Johnson, Amanda-ORE	JR	30	171	5.70
4.	Ogwumike, Nnemkadi-STAN	JR	33	178	5.39
5.	Gilbreath, Briana-USC	JR	37	184	4.97
6.	Ogwumike, Chiney-STAN	FR	35	157	4.49
7.	Caldwell, Talia-CAL	SO	34	152	4.47
8.	Marinacci, Christina-USC	SO	37	151	4.08
9.	Argens, Mackenzie-WASH	JR	28	114	4.07
10.	Greer, El Sara-OSU	SR	30	122	4.07

## MINUTES PLAYED

##	Player-Team	Cl	G	Min	Avg/G
1.	Martin, Alyssa-OSU	FR	30	1144	38.13
2.	Kingma, Kristi-WASH	JR	28	1000	35.71
3.	Greer, El Sara-OSU	SR	30	1031	34.37
4.	Indendi, Sage-OSU	SO	30	1029	34.30
5.	Morton, Sarah-WASH	SR	24	823	34.29
6.	Pohlen, Jeanette-STAN	SR	36	1209	33.58
7.	Clarendon, Layshia-CAL	SO	34	1139	33.50
8.	Pedersen, Kayla-STAN	SR	35	1164	33.26
9.	Gilbreath, Briana-USC	JR	37	1228	33.19
10.	Stallworth, DeNesha-CAL	SO	34	1119	32.91

**SCORING OFFENSE**

	G . . . .	Pts . . . . .	Avg/G
1. Stanford.....	36	2856	79.3
2. Oregon .....	30	2290	76.3
3. Arizona.....	33	2433	73.7
4. USC.....	37	2561	69.2
5. UCLA.....	33	2166	65.6
6. Washington State.....	31	1952	63.0
7. California.....	34	2137	62.9
8. Arizona State.....	31	1870	60.3
9. Washington.....	28	1574	56.2
10. Oregon State.....	30	1618	53.9

**SCORING DEFENSE**

	G . . . .	Pts . . . . .	Avg/G
1. UCLA.....	33	1826	55.3
2. Stanford.....	36	1997	55.5
3. Oregon State.....	30	1717	57.2
4. Washington.....	28	1632	58.3
5. Arizona State.....	31	1811	58.4
6. California.....	34	2065	60.7
7. USC.....	37	2438	65.9
8. Arizona.....	33	2326	70.5
9. Washington State.....	31	2264	73.0
10. Oregon.....	30	2313	77.1

**SCORING MARGIN**

	OFF . . .	DEF . . . .	Margin
1. Stanford.....	79.3	55.5	+23.9
2. UCLA.....	65.6	55.3	+10.3
3. USC.....	69.2	65.9	+3.3
4. Arizona.....	73.7	70.5	+3.2
5. California.....	62.9	60.7	+2.1
6. Arizona State.....	60.3	58.4	+1.9
7. Oregon.....	76.3	77.1	-0.8
8. Washington.....	56.2	58.3	-2.1
9. Oregon State.....	53.9	57.2	-3.3
10. Washington State.....	63.0	73.0	-10.1

**FREE THROW PERCENTAGES**

	FTM . . .	FTA . . . . .	Pct
1. Stanford.....	507	683	.742
2. Arizona State.....	424	577	.735
3. USC.....	533	755	.706
4. Oregon.....	406	591	.687
5. Arizona.....	448	659	.680
6. UCLA.....	434	661	.657
7. Washington.....	339	533	.636
8. California.....	389	618	.629
9. Washington State.....	286	477	.600
10. Oregon State.....	282	485	.581

**FIELD GOAL PERCENTAGES**

	FG . . . .	FGA . . . . .	Pct
1. Stanford.....	1062	2160	.492
2. UCLA.....	832	1871	.445
3. Arizona.....	896	2062	.435
4. USC.....	912	2246	.406
5. California.....	808	2009	.402
6. Washington.....	562	1449	.388
7. Washington State.....	729	1913	.381
8. Arizona State.....	663	1747	.380
9. Oregon.....	814	2191	.372
10. Oregon State.....	571	1557	.367

**FIELD GOAL PCT DEFENSE**

	FG . . . .	FGA . . . . .	Pct
1. Stanford.....	732	2180	.336
2. Washington.....	557	1501	.371
3. UCLA.....	629	1633	.385
4. Oregon State.....	646	1677	.385
5. USC.....	880	2245	.392
6. California.....	786	1972	.399
7. Oregon.....	832	2034	.409
8. Arizona.....	874	2120	.412
9. Arizona State.....	674	1602	.421
10. Washington State.....	792	1855	.427

**3-POINT FIELD GOAL PCT**

	FG . . . .	FGA . . . . .	Pct
1. Stanford.....	225	623	.361
2. Washington.....	111	312	.356
3. USC.....	204	574	.355
4. Arizona.....	193	588	.328
5. Oregon.....	256	792	.323
6. Oregon State.....	194	612	.317
7. Washington State.....	208	665	.313
8. California.....	132	456	.289
9. UCLA.....	68	251	.271
10. Arizona State.....	120	458	.262

**3-POINT FIELD GOAL PCT DEFENSE**

	FG . . . .	FGA . . . . .	Pct
1. California.....	168	595	.282
2. Stanford.....	188	657	.286
3. Washington.....	141	481	.293
4. Oregon.....	184	618	.298
5. Arizona State.....	96	316	.304
6. UCLA.....	173	566	.306
7. Oregon State.....	169	522	.324
8. Washington State.....	178	532	.335
9. USC.....	240	704	.341
10. Arizona.....	201	572	.351

**REBOUNDING**

	G . . . .	Reb . . . . .	Avg/G
1. Stanford.....	36	1565	43.5
2. Oregon.....	30	1298	43.3
3. USC.....	37	1488	40.2
4. California.....	34	1366	40.2
5. Arizona.....	33	1283	38.9
6. UCLA.....	33	1229	37.2
7. Washington State.....	31	1152	37.2
8. Arizona State.....	31	1141	36.8
9. Washington.....	28	1017	36.3
10. Oregon State.....	30	1060	35.3

**REBOUNDING MARGIN**

	Team . .	Opp . . . .	Margin
1. Stanford.....	43.5	31.9	+11.6
2. UCLA.....	37.2	30.7	+6.5
3. California.....	40.2	34.6	+5.5
4. USC.....	40.2	37.6	+2.6
5. Arizona State.....	36.8	34.2	+2.6
6. Washington.....	36.3	36.3	+0.0
7. Arizona.....	38.9	40.5	-1.6
8. Oregon State.....	35.3	37.7	-2.4
9. Washington State.....	37.2	41.7	-4.5
10. Oregon.....	43.3	48.2	-4.9

**BLOCKED SHOTS**

	G . . . .	Blocks . . . .	Avg/G
1. Oregon State.....	30	143	4.77
2. Oregon.....	30	122	4.07
3. Stanford.....	36	132	3.67
4. USC.....	37	131	3.54
5. Arizona.....	33	111	3.36
6. Washington State.....	31	100	3.23
7. Arizona State.....	31	94	3.03
8. California.....	34	92	2.71
9. Washington.....	28	71	2.54
10. UCLA.....	33	77	2.33

**ASSISTS**

	G . . . .	Assts . . . . .	Avg/G
1. Stanford.....	36	635	17.64
2. Arizona.....	33	490	14.85
3. UCLA.....	33	484	14.67
4. Washington State.....	31	454	14.65
5. Oregon.....	30	426	14.20
6. USC.....	37	508	13.73
7. Arizona State.....	31	384	12.39
8. California.....	34	407	11.97
9. Oregon State.....	30	352	11.73
10. Washington.....	28	314	11.21

**STEALS**

	G . . . .	Steals . . . .	Avg/G
1. UCLA.....	33	420	12.73
2. Oregon.....	30	328	10.93
3. Oregon State.....	30	302	10.07
4. Arizona State.....	31	288	9.29
5. Arizona.....	33	296	8.97
6. Washington State.....	31	276	8.90
7. California.....	34	289	8.50
8. Washington.....	28	216	7.71
9. USC.....	37	277	7.49
10. Stanford.....	36	253	7.03

**TURNOVER MARGIN**

	Team . .	Opp . . . .	Margin
1. UCLA.....	16.9	21.7	+4.79
2. Oregon.....	17.5	20.8	+3.37
3. Arizona State.....	17.5	18.5	+1.06
4. Arizona.....	17.4	18.4	+0.94
5. USC.....	14.4	15.3	+0.89
6. Stanford.....	14.3	14.9	+0.64
7. California.....	17.1	16.7	-0.41
8. Washington State.....	19.4	18.5	-0.87
9. Washington.....	18.8	17.7	-1.07
10. Oregon State.....	19.2	17.4	-1.83

**ASSIST/TURNOVER RATIO**

	A/Avg . . .	T/Avg . . . .	Ratio
1. Stanford.....	17.6	14.3	1.24
2. USC.....	13.7	14.4	0.95
3. UCLA.....	14.7	16.9	0.87
4. Arizona.....	14.8	17.4	0.85
5. Oregon.....	14.2	17.5	0.81
6. Washington State.....	14.6	19.4	0.76
7. Arizona State.....	12.4	17.5	0.71
8. California.....	12.0	17.1	0.70
9. Oregon State.....	11.7	19.2	0.61
10. Washington.....	11.2	18.8	0.60

**2010-11 PAC-10 HOME ATTENDANCE**

School (Arena, Capacity)	Gms.	Att.	Avg.	High	High Versus
Stanford (Maples Pavillion, 7,233)	17	82,263	4,839	7,329	CONNECTICUT (12/30)
Arizona State (Wells Fargo Arena, 14,198)	15	48,799	3,253	5,816	WASHINGTON STATE (1/20)
Oregon (Matthew Knight Arena, 12,541)	15	46,498	3,100	12,320	OREGON STATE (1/23)
UCLA (Pauley Pavilion, 12,819)	15	34,056	2,270	6,725	STANFORD (2/20)
Washington (Bank of America, 10,000)	13	31,342	2,411	5,295	WASHINGTON STATE (1/30)
Arizona (McKale Center, 14,545)	14	25,543	1,824	3,515	ARKANSAS-PINE BLUFF (11/22)
California (Haas Pavilion, 11,877)	15	21,457	1,430	5,198	STANFORD (1/6)
Oregon State (Gill Coliseum, 10,400)	13	19,500	1,500	3,130	OREGON (2/19)
USC (Galen Center, 10,258)	16	15,400	962	2,812	UCLA (2/6)
Washington State (Friel Court, 12,058)	12	7,295	607	1,147	WASHINGTON (2/26)
<b>TOTALS</b>	<b>145</b>	<b>332,153</b>	<b>2,291</b>	<b>12,320</b>	<b>OREGON STATE AT OREGON (1/23)</b>



## TEAM

### MOST POINTS

- 110 Oregon vs Western Oregon, 11/13
- 110 Oregon vs Sacramento State, 11/28

### MARGIN OF VICTORY

- 55 (100-45) Stanford at San Francisco, 12/22
- 50 (110-60) Oregon vs Sacramento State, 11/28

### MOST REBOUNDS

- 75 Oregon vs Sacramento State, 11/28
- 68 Stanford at Oregon, 1/27

### MOST FIELD GOALS MADE

- 46 Oregon vs Sacramento State, 11/28
- 46 Arizona vs. Oregon, 12/31

### MOST FIELD GOAL ATTEMPTS

- 113 Oregon vs Sacramento State, 11/28
- 97 Oregon vs Western Oregon, 11/13

### HIGHEST FIELD GOAL PERCENTAGE

- .648 (35-54) Stanford vs Arizona State, 1/8
- .648 (46-71) Arizona vs. Oregon, 12/31

### MOST 3-POINT FG MADE

- 15 Oregon at USC, 1/13
- 15 Washington State vs Oregon, 2/5

### MOST 3-POINT FG ATTEMPTS

- 40 Oregon at Washington State, 2/5
- 37 Washington State vs North Carolina, 11/26

### HIGHEST 3-PT PERCENTAGE

- .800 (4-5) Stanford vs Arizona State, 1/8
- .769 (10-13) USC at Colorado, 3/27

### MOST FREE THROWS MADE

- 32 Stanford vs Oregon, 2/26
- 32 USC vs Washington State, 3/3

### MOST FREE THROW ATTEMPTS

- 46 USC vs Washington State, 3/3
- 45 Stanford vs Oregon, 2/26

### HIGHEST FREE THROW PERCENTAGE

- 1.000 (12-12) Arizona at USC, 1/27
- 1.000 (8-8) Oregon State vs California, 1/27
- 1.000 (8-8) Oregon vs Arizona State, 3/3
- 1.000 (7-7) Arizona State vs Oregon State, 3/9
- 1.000 (5-5) USC at Oregon State, 2/10
- 1.000 (4-4) Oregon State at California, 2/26

### MOST ASSISTS

- 30 Arizona vs Arkansas-Pine Bluff, 11/22
- 30 Stanford vs Arizona, 3/11

### MOST STEALS

- 24 Oregon vs Sacramento State, 11/28
- 24 UCLA at St. Mary's, 12/12

### MOST BLOCKED SHOTS

- 11 Arizona vs Arkansas-Pine Bluff, 11/22
- 10 Stanford at Oregon, 1/27
- 10 Washington State vs Arizona State, 2/19
- 10 USC at Arizona State, 2/24

## INDIVIDUAL

### MOST POINTS

- 35 Lucet, Soana, ARIZ at Utah State, 3/17
- 32 Ogwumike, Nnemkadi, STAN vs Arizona, 3/11
- 32 Corral, Ashley, USC, at Colorado, 3/27

### MOST REBOUNDS

- 22 Ibekwe, Ify, ARIZ vs Arizona State, 2/13
- 20 Pedersen, Kayla, STAN at San Francisco, 12/22
- 20 Caldwell, Talia, CAL vs Oregon, 2/24

### MOST FIELD GOALS MADE

- 15 Ogwumike, Nnemkadi, STAN vs Arizona, 3/11
- 14 Lucet, Soana, ARIZ at Utah State, 3/17

### MOST FIELD GOAL ATTEMPTS

- 24 Johnson, Amanda, ORE at Portland, 11/22
- 24 Clarendon, Layshia, CAL at Texas A&M, 12/4
- 24 Johnson, Amanda, ORE vs Arizona, 3/9

### HIGHEST FIELD GOAL PERCENTAGE

- .917 (11-12) Dixon, Jasmine, UCLA vs Arizona, 1/29
- .889 (8-9) Ogwumike, Nnemkadi, STAN vs Washington State, 2/10

### MOST 3 PT FG MADE

- 7 Corral, Ashley, USC vs California, 2/20
- 7 Corral, Ashley, USC at Colorado, 3/27

### MOST 3 PT FG ATTEMPTS

- 18 Whyte, Davellyn, ARIZ vs USC, 2/26
- 16 Morton, Sarah, WASH at Utah, 12/1
- 16 Gilbreath, Briana, USC vs Washington State, 3/3

### HIGHEST 3 PT PERCENTAGE

- .875 (7-8) Corral, Ashley, USC vs California, 2/20
- .875 (7-8) Corral, Ashley, USC at Colorado, 3/27

### MOST FREE THROWS MADE

- 15 Whyte, Davellyn, ARIZ vs USC, 2/26
- 13 Gilbreath, Briana, USC vs Washington State, 3/3

### MOST FREE THROW ATTEMPTS

- 18 Whyte, Davellyn, ARIZ vs USC, 2/26
- 16 Morton, Sarah, WASH at Utah, 12/1
- 16 Gilbreath, Briana, USC vs Washington State, 3/3

### HIGHEST FREE THROW PERCENTAGE

- 1.000 (10-10) Pohlen, Jeanette, STAN vs Connecticut, 12/30
- 1.000 (9-9) Ibekwe, Ify, ARIZ vs Stanford, 3/11
- 1.000 (8-8) Martin, Alyssa, OSU vs CS Bakersfield, 11/30
- 1.000 (8-8) Jackson, Nia, ORE at Arizona, 12/31
- 1.000 (8-8) Watson, Tenaya, ASU at Washington State, 2/19

### MOST ASSISTS

- 12 Pohlen, Jeanette, STAN vs USC, 1/22
- 11 Jackson, Nia, ORE at St. Mary's, 12/19
- 11 Jackson, Nia, ORE at USC, 1/13

### MOST STEALS

- 9 Watson, Tenaya, ASU vs Cal Poly, 12/3
- 8 Pierre, Eliza, CAL at New Mexico, 11/20
- 8 Ibekwe, Ify, ARIZ vs Washington State, 1/22
- 8 Gilbreath, Briana, USC vs Arizona State, 1/29

### MOST BLOCKED SHOTS

- 7 Greer, El Sara, OSU vs California, 1/27
- 6 Greer, El Sara, OSU vs Eastern Michigan, 11/19
- 6 Greer, El Sara, OSU at Oregon, 1/23

**SCORING**

##	Player-Team	Cl	G	FG	3FG	FT	Pts	Avg/G
1.	Ibekwe, Ify-ARIZ	SR	18	110	23	58	301	16.7
2.	Gilbreath, Briana-USC	JR	18	96	9	80	281	15.6
3.	Ogwumike, Nnemkadi-STAN	JR	16	96	0	51	243	15.2
4.	Kingma, Kristi-WASH	JR	18	90	56	36	272	15.1
5.	Whyte, Davellyn-ARIZ	SO	18	87	35	61	270	15.0
	Pohlen, Jeanette-STAN	SR	18	89	47	45	270	15.0
7.	Pedersen, Kayla-STAN	SR	18	80	12	71	243	13.5
8.	Johnson, Amanda-ORE	JR	18	88	27	30	233	12.9
9.	Simon,Dymond-ASU	SR	16	67	24	47	205	12.8
10.	Dixon, Jasmine-UCLA	JR	18	91	0	48	230	12.8
11.	Stallworth, DeNesha-CAL	SO	18	90	2	41	223	12.4
12.	Morris, Darxia-UCLA	SR	18	89	17	27	222	12.3
13.	Clarendon, Layshia-CAL	SO	18	80	13	47	220	12.2
14.	Ogwumike, Chiney-STAN	FR	18	84	0	46	214	11.9
15.	Indendi, Sage-OSU	SO	18	74	51	9	208	11.6
16.	Brandon,Kimberly-ASU	JR	18	81	7	35	204	11.3
17.	Gemelos, Jacki-USC	JR	18	71	28	28	198	11.0
18.	Corral, Ashley-USC	JR	17	67	36	12	182	10.7
19.	Martin, Alyssa-OSU	FR	18	65	32	29	191	10.6
20.	Romberg, Sage-WSU	FR	18	64	29	23	180	10.0

**REBOUNDING**

##	Player-Team	Cl	G	OFF	DEF	TOT	Avg/G
1.	Ibekwe, Ify-ARIZ	SR	18	45	35	180	10.0
2.	Ogwumike, Chiney-STAN	FR	18	66	84	150	8.3
3.	Pedersen, Kayla-STAN	SR	18	43	01	144	8.0
4.	Greer, El Sara-OSU	SR	18	70	72	142	7.9
5.	Caldwell, Talia-CAL	SO	18	68	68	136	7.6
6.	Dixon, Jasmine-UCLA	JR	18	63	72	135	7.5
7.	Johnson, Amanda-ORE	JR	18	41	92	133	7.4
8.	Gilbreath, Briana-USC	JR	18	39	92	131	7.3
9.	Ogwumike, Nnemkadi-STAN	JR	16	24	89	113	7.1
10.	Brandon,Kimberly-ASU	JR	18	48	72	120	6.7
11.	Harberts, Cassie-USC	FR	18	41	76	117	6.5
12.	Stallworth, DeNesha-CAL	SO	18	41	71	112	6.2
13.	Marchbanks, Earlysia-OSU	JR	18	44	66	110	6.1
14.	Argens, Mackenzie-WASH	JR	18	32	76	108	6.0
15.	LaPlante, Kari-USC	SR	18	42	64	106	5.9
16.	Walker, Markel-UCLA	SO	18	37	68	105	5.8
17.	Clarendon, Layshia-CAL	SO	18	22	82	104	5.8
18.	Rogers, Regina-WASH	JR	16	38	52	90	5.6
19.	Tobin,Becca-ASU	SR	18	33	67	100	5.6
20.	Marinacci, Christina-USC	SO	18	42	57	99	5.5

**FIELD GOAL PCT (Min. 3.0 made per game)**

##	Player-Team	Cl	G	FG	FGA	Pct
1.	Dixon, Jasmine-UCLA	JR	18	91	158	.576
2.	Greer, El Sara-OSU	SR	18	63	110	.573
3.	Ogwumike, Chiney-STAN	FR	18	84	148	.568
4.	Ogwumike, Nnemkadi-STAN	JR	16	96	170	.565
5.	Nyingifa, Atonye-UCLA	SO	18	61	116	.526
6.	Tobin,Becca-ASU	SR	18	69	132	.523
7.	Rogers, Regina-WASH	JR	16	64	127	.504
8.	Pedersen, Kayla-STAN	SR	18	80	161	.497
9.	Argens, Mackenzie-WASH	JR	18	60	122	.492
10.	Brandon,Kimberly-ASU	JR	18	81	168	.482

**ASSISTS**

##	Player-Team	Cl	G	Assists	Avg/G
1.	Morton, Sarah-WASH	SR	18	95	5.28
2.	Pohlen, Jeanette-STAN	SR	18	92	5.11
3.	Arnold, Shanita-ARIZ	JR	18	78	4.33
4.	Corral, Ashley-USC	JR	17	64	3.76
5.	Whyte, Davellyn-ARIZ	SO	18	61	3.39
6.	Clarendon, Layshia-CAL	SO	18	60	3.33
7.	Gilbreath, Briana-USC	JR	18	58	3.22
8.	Walker, Markel-UCLA	SO	18	54	3.00
	Pierre, Eliza-CAL	SO	18	54	3.00
10.	Pedersen, Kayla-STAN	SR	18	53	2.94

**FREE THROW PCT (Min. 2.0 made per game)**

##	Player-Team	Cl	G	FTM	FTA	Pct
1.	Pohlen, Jeanette-STAN	SR	18	45	48	.938
2.	Nyingifa, Atonye-UCLA	SO	18	36	44	.818
3.	Watson, Tenaya-ASU	SR	18	43	53	.811
4.	Simon,Dymond-ASU	SR	16	47	59	.797
5.	Pedersen, Kayla-STAN	SR	18	71	90	.789
6.	Whyte, Davellyn-ARIZ	SO	18	61	79	.772
7.	Gilbreath, Briana-USC	JR	18	80	104	.769
8.	Ogwumike, Nnemkadi-STAN	JR	16	51	69	.739
9.	Heard, Marjorie-WASH	SO	16	34	47	.723
10.	Marinacci, Christina-USC	SO	18	45	64	.703

**STEALS**

##	Player-Team	Cl	G	Steals	Avg/G
1.	Gilbreath, Briana-USC	JR	18	47	2.61
	Ibekwe, Ify-ARIZ	SR	18	47	2.61
3.	Dixon, Jasmine-UCLA	JR	18	46	2.56
4.	Pierre, Eliza-CAL	SO	18	39	2.17
5.	Marchbanks, Earlysia-OSU	JR	18	35	1.94
6.	Perkins, Jazmine-WSU	JR	17	32	1.88
7.	Campbell, Doreena-UCLA	SR	18	33	1.83
	Kingma, Kristi-WASH	JR	18	33	1.83
9.	Ogwumike, Chiney-STAN	FR	18	32	1.78
10.	Indendi, Sage-OSU	SO	18	30	1.67

**3-POINT FG PCT (Min. 1.0 made per game)**

##	Player-Team	Cl	G	3FG	FGA	Pct
1.	Ibekwe, Ify-ARIZ	SR	18	23	47	.489
2.	Romberg, Sage-WSU	FR	18	29	66	.439
3.	Indendi, Sage-OSU	SO	18	51	117	.436
4.	Kingma, Kristi-WASH	JR	18	56	130	.431
5.	Amojo, Ireti-WSU	FR	18	39	93	.419
6.	Pohlen, Jeanette-STAN	SR	18	47	113	.416
7.	Fallin, Kristi-ORE	SR	17	33	81	.407
8.	Gemelos, Jacki-USC	JR	18	28	69	.406
9.	Kenyon, Victoria-ORE	SR	18	18	48	.375
10.	La Rocque, Lindy-STAN	JR	18	19	52	.365

**3-POINT FG MADE**

##	Player-Team	Cl	G	3FG	Avg/G
1.	Kingma, Kristi-WASH	JR	18	56	3.11
2.	Indendi, Sage-OSU	SO	18	51	2.83
3.	Pohlen, Jeanette-STAN	SR	18	47	2.61
4.	Amojo, Ireti-WSU	FR	18	39	2.17
5.	Corral, Ashley-USC	JR	17	36	2.12
6.	Whyte, Davellyn-ARIZ	SO	18	35	1.94
7.	Fallin, Kristi-ORE	SR	17	33	1.94
8.	Martin, Alyssa-OSU	FR	18	32	1.78
9.	Romberg, Sage-WSU	FR	18	29	1.61
10.	Perkins, Jazmine-WSU	JR	17	27	1.59

**BLOCKED SHOTS**

##	Player-Team	Cl	G	Blocks	Avg/G
1.	Greer, El Sara-OSU	SR	18	58	3.22
2.	Gilbreath, Briana-USC	JR	18	31	1.72
3.	Ibekwe, Ify-ARIZ	SR	18	27	1.50
4.	Bennett, Kali-ASU	JR	18	21	1.17
5.	Tobin,Becca-ASU	SR	18	19	1.06
6.	Gemelos, Jacki-USC	JR	18	18	1.00
	Stallworth, DeNesha-CAL	SO	18	18	1.00
8.	Noyes, Carly-WSU	SO	18	17	0.94
9.	Ogwumike, Chiney-STAN	FR	18	15	0.83
10.	Johnson, Amanda-ORE	JR	18	14	0.78
	Pedersen, Kayla-STAN	SR	18	14	0.78

**ASSIST/TURNOVER RATIO (Min. 3.0 assists/game)**

##	Player-Team	Cl	G	Asst	Avg	Turn	Avg	Ratio
1.	Pohlen, Jeanette-STAN	SR	18	92	5.1	50	2.8	1.84
2.	Arnold, Shanita-ARIZ	JR	18	78	4.3	56	3.1	1.39
3.	Gilbreath, Briana-USC	JR	18	58	3.2	43	2.4	1.35
4.	Corral, Ashley-USC	JR	17	64	3.8	52	3.1	1.23
5.	Morton, Sarah-WASH	SR	18	95	5.3	80	4.4	1.19
6.	Whyte, Davellyn-ARIZ	SO	18	61	3.4	60	3.3	1.02
7.	Clarendon, Layshia-CAL	SO	18	60	3.3	60	3.3	1.00
8.	Pierre, Eliza-CAL	SO	18	54	3.0	56	3.1	0.96
9.	Walker, Markel-UCLA	SO	18	54	3.0	58	3.2	0.93

**OFFENSIVE REBOUNDS**

##	Player-Team	Cl	G	No.	Avg/G
1.	Greer, El Sara-OSU	SR	18	70	3.89
2.	Caldwell, Talia-CAL	SO	18	68	3.78
3.	Ogwumike, Chiney-STAN	FR	18	66	3.67
4.	Dixon, Jasmine-UCLA	JR	18	63	3.50
5.	Brandon,Kimberly-ASU	JR	18	48	2.67
6.	Ibekwe, Ify-ARIZ	SR	18	45	2.50
7.	Marchbanks, Earlysia-OSU	JR	18	44	2.44
8.	Pedersen, Kayla-STAN	SR	18	43	2.39
9.	Rogers, Regina-WASH	JR	16	38	2.38
10.	LaPlante, Kari-USC	SR	18	42	2.33

**DEFENSIVE REBOUNDS**

##	Player-Team	Cl	G	No.	Avg/G
1.	Ibekwe, Ify-ARIZ	SR	18	135	7.50
2.	Pedersen, Kayla-STAN	SR	18	101	5.61
3.	Ogwumike, Nnemkadi-STAN	JR	16	89	5.56
4.	Johnson, Amanda-ORE	JR	18	92	5.11
	Gilbreath, Briana-USC	JR	18	92	5.11
6.	Ogwumike, Chiney-STAN	FR	18	84	4.67
7.	Clarendon, Layshia-CAL	SO	18	82	4.56
8.	Harberts, Cassie-USC	FR	18	76	4.22
	Argens, Mackenzie-WASH	JR	18	76	4.22
10.	Dixon, Jasmine-UCLA	JR	18	72	4.00
	Brandon,Kimberly-ASU	JR	18	72	4.00
	Greer, El Sara-OSU	SR	18	72	4.00

**MINUTES PLAYED**

##	Player-Team	Cl	G	Min	Avg/G
1.	Martin, Alyssa-OSU	FR	18	686	38.11
2.	Kingma, Kristi-WASH	JR	18	649	36.06
3.	Indendi, Sage-OSU	SO	18	637	35.39
4.	Greer, El Sara-OSU	SR	18	628	34.89
5.	Morton, Sarah-WASH	SR	18	627	34.83
6.	Stallworth, DeNesha-CAL	SO	18	616	34.22
7.	Gilbreath, Briana-USC	JR	18	615	34.17
8.	Clarendon, Layshia-CAL	SO	18	609	33.83
9.	Arnold, Shanita-ARIZ	JR	18	592	32.89
10.	Barlow, Charmaine-WASH	JR	18	591	32.83

# TEAM STATISTICS (CONF. ONLY)



## SCORING OFFENSE

	G . . . .	Pts . . . . .	Avg/G
1. Stanford	18	1462	81.2
2. Arizona	18	1231	68.4
3. Oregon	18	1228	68.2
4. USC	18	1204	66.9
5. UCLA	18	1173	65.2
6. Washington State	18	1110	61.7
7. California	18	1084	60.2
8. Arizona State	18	1073	59.6
9. Washington	18	1042	57.9
10. Oregon State	18	928	51.6

## SCORING DEFENSE

	G . . . .	Pts . . . . .	Avg/G
1. Stanford	18	915	50.8
2. UCLA	18	971	53.9
3. Washington	18	1089	60.5
4. Arizona State	18	1090	60.6
5. Oregon State	18	1095	60.8
6. California	18	1138	63.2
7. USC	18	1215	67.5
8. Arizona	18	1279	71.1
9. Washington State	18	1287	71.5
10. Oregon	18	1456	80.9

## SCORING MARGIN

	OFF . . .	DEF . . . .	Margin
1. Stanford	81.2	50.8	+30.4
2. UCLA	65.2	53.9	+11.2
3. USC	66.9	67.5	-0.6
4. Arizona State	59.6	60.6	-0.9
5. Washington	57.9	60.5	-2.6
6. Arizona	68.4	71.1	-2.7
7. California	60.2	63.2	-3.0
8. Oregon State	51.6	60.8	-9.3
9. Washington State	61.7	71.5	-9.8
10. Oregon	68.2	80.9	-12.7

## FREE THROW PERCENTAGES

	FTM . . .	FTA . . . . .	Pct
1. Arizona State	244	323	755
2. Stanford	296	399	742
3. Arizona	220	308	714
4. USC	252	358	704
5. Oregon	227	330	688
6. UCLA	238	346	688
7. Washington	203	309	657
8. California	195	313	623
9. Oregon State	152	257	591
10. Washington State	158	277	570

## FIELD GOAL PERCENTAGES

	FG . . . .	FGA . . . . .	Pct
1. Stanford	530	1069	496
2. UCLA	447	1004	445
3. Arizona	453	1087	417
4. Washington	379	941	403
5. USC	430	1081	398
6. California	410	1049	391
7. Arizona State	378	993	381
8. Washington State	404	1067	379
9. Oregon State	331	926	357
10. Oregon	420	1205	349

## FIELD GOAL PCT DEFENSE

	FG . . . .	FGA . . . . .	Pct
1. Stanford	336	1079	311
2. Washington	367	993	370
3. UCLA	337	880	383
4. USC	429	1083	396
5. Oregon State	410	1016	404
6. California	439	1035	424
7. Arizona	480	1130	425
8. Washington State	440	1035	425
9. Oregon	540	1251	432
10. Arizona State	404	920	439

## 3-POINT FIELD GOAL PCT

	FG . . . .	FGA . . . . .	Pct
1. Washington	81	215	377
2. Washington State	144	409	352
3. Stanford	106	307	345
4. Arizona	105	325	323
5. USC	92	286	322
6. Oregon	161	501	321
7. Oregon State	114	375	304
8. California	69	245	282
9. UCLA	41	147	279
10. Arizona State	73	265	275

## 3-POINT FIELD GOAL PCT DEFENSE

	FG . . . .	FGA . . . . .	Pct
1. Stanford	82	330	248
2. Washington	88	316	278
3. Oregon	107	359	298
4. UCLA	88	291	302
5. California	103	325	317
6. Arizona State	60	186	323
7. Washington State	106	313	339
8. Oregon State	113	320	353
9. USC	123	330	373
10. Arizona	116	305	380

## REBOUNDING

	G . . . .	Reb . . . . .	Avg/G
1. Stanford	18	811	45.1
2. Oregon	18	704	39.1
3. USC	18	697	38.7
4. California	18	679	37.7
5. UCLA	18	670	37.2
6. Washington State	18	653	36.3
7. Washington	18	649	36.1
8. Arizona	18	637	35.4
9. Arizona State	18	619	34.4
10. Oregon State	18	603	33.5

## REBOUNDING MARGIN

	Team . . .	Opp . . . .	Margin
1. Stanford	45.1	31.3	+13.8
2. UCLA	37.2	29.8	+7.4
3. California	37.7	34.7	+3.1
4. USC	38.7	37.8	+0.9
5. Arizona State	34.4	33.7	+0.7
6. Washington	36.1	36.6	-0.5
7. Washington State	36.3	40.6	-4.3
8. Oregon State	33.5	38.1	-4.6
9. Arizona	35.4	41.4	-6.0
10. Oregon	39.1	49.5	-10.4

## BLOCKED SHOTS

	G . . . .	Blocks . . . .	Avg/G
1. Oregon State	18	83	4.61
2. USC	18	81	4.50
3. Oregon	18	62	3.44
4. Arizona State	18	61	3.39
Stanford	18	61	3.39
6. Arizona	18	58	3.22
7. California	18	46	2.56
8. Washington State	18	41	2.28
9. UCLA	18	39	2.17
10. Washington	18	38	2.11

## ASSISTS

	G . . . .	Assts . . . . .	Avg/G
1. Stanford	18	322	17.89
2. Washington State	18	263	14.61
3. UCLA	18	254	14.11
4. USC	18	246	13.67
5. Arizona	18	243	13.50
6. Arizona State	18	218	12.11
7. Oregon	18	216	12.00
8. Washington	18	214	11.89
9. California	18	208	11.56
10. Oregon State	18	193	10.72

## STEALS

	G . . . .	Steals . . . . .	Avg/G
1. UCLA	18	212	11.78
2. Oregon State	18	178	9.89
3. Oregon	18	158	8.78
4. Arizona	18	153	8.50
5. Arizona State	18	152	8.44
6. Washington State	18	146	8.11
7. USC	18	141	7.83
8. California	18	140	7.78
9. Stanford	18	135	7.50
10. Washington	18	131	7.28

## TURNOVER MARGIN

	Team . . .	Opp . . . .	Margin
1. UCLA	16.8	20.5	+3.72
2. Stanford	14.2	15.9	+1.72
3. Arizona State	16.8	17.7	+0.94
4. USC	14.2	15.1	+0.89
5. Arizona	16.7	17.3	+0.61
6. California	16.4	16.3	-0.17
7. Oregon	17.7	17.2	-0.50
8. Washington State	19.8	18.2	-1.67
9. Washington	19.2	16.8	-2.39
10. Oregon State	19.6	16.4	-3.17

## ASSIST/TURNOVER RATIO

	A/Avg . . .	T/Avg . . . .	Ratio
1. Stanford	17.9	14.2	1.26
2. USC	13.7	14.2	0.96
3. UCLA	14.1	16.8	0.84
4. Arizona	13.5	16.7	0.81
5. Washington State	14.6	19.8	0.74
6. Arizona State	12.1	16.8	0.72
7. California	11.6	16.4	0.70
8. Oregon	12.0	17.7	0.68
9. Washington	11.9	19.2	0.62
10. Oregon State	10.7	19.6	0.55



# WE KNOW BEING FIRST MATTERS...

## WE INVENTED THE MUTUAL FUND®

MFS believes in the unifying power of sports and academics, and proudly supports the world-class athletes, students, alumni, and fans of the Pac-12 Conference.

MFS invented the mutual fund. Today, we are a premier global asset manager, offering portfolios in every major asset class. Put our expertise and unrivaled history to work for you. Talk with your financial advisor. Learn more at [mfs.com](http://mfs.com).



**Choose What Fits.®** At MFS® we recognize that our investments fill a distinct role in completing your investment picture. Since 1924 we have been committed to providing financial advisors with a diverse range of investment options that enables them to choose what fits for your individual financial goals.

**Before investing, consider the fund's investment objectives, risks, charges, and expenses. For a prospectus or summary prospectus containing this and other information, contact your investment professional or view online at [mfs.com](http://mfs.com). Please read it carefully.**

## MOST POINTS

Career: 2,629 Candice Wiggins, STAN, 2005-08  
 Season: 787 Candice Wiggins, STAN, 2008  
 Game: 50 Cherie Nelson, USC vs. California, 3/10/89  
 Conf.: 50 Cherie Nelson, USC vs. California, 3/10/89

## HIGHEST SCORING AVERAGE

Career: 23.1 Cherie Nelson, USC, 1987-89  
 Season: 26.1 Cherie Nelson, USC, 1989

## MOST FIELD GOALS

Career: 973 Lisa Leslie, USC, 1991-94  
 Season: 280 Jennifer Bennett, CAL, 1987  
 Game: 19 Jayne Appel, STAN vs. Iowa State, 3/30/09  
 19 Melani Francis, ASU vs. New Mexico, 1/1/94  
 19 Jennifer Bennett, CAL vs. Creighton, 3/20/87  
 Conf.: 19 Natalie Williams, UCLA vs. California, 2/24/94

## MOST FIELD GOALS ATTEMPTED

Career: 1934 Candice Wiggins, STAN, 2005-08  
 Season: 617 Rehema Stephens, UCLA, 1991  
 Game: 36 Monica Rasberry, OSU vs. Oregon, 12/10/88  
 Conf.: 36 Monica Rasberry, OSU vs. Oregon, 12/10/88

## HIGHEST FIELD GOAL PERCENTAGE

(min. 4 made per game)  
 Career: .644 Kristin Folk, STAN, 1995, 1997-98 (250-388)  
 Season: .645 Judie Lomax, OSU, 2007 (120-186)  
 Game: 1.000 Lauri Landerholm, ORE vs. Washington State, 1/22/87 (11-11)  
 Conf.: 1.000 Lauri Landerholm, ORE vs. Washington State, 1/22/87 (11-11)

## MOST THREE-POINT FIELD GOALS

Career: 295 Candice Wiggins, STAN, 2005-08  
 Season: 124 Taylor Lilley, ORE, 2010  
 Game: 10 Talisa Rhea, OSU vs. Sacramento State, 11/16/08  
 Conf.: 9 Taylor Lilley, ORE vs. USC, 1/30/10  
 Lindsey Yamasaki, STAN vs. Washington, 2/24/01

## MOST THREE-POINT FIELD GOAL ATTEMPTS

Career: 754 Candice Wiggins, STAN, 2005-08  
 Season: 306 Taylor Lilley, ORE, 2010  
 Game: 21 Jamie Craighead, ORE vs. Iowa, 3/17/11  
 Conf.: 16 Brynn Cameron, USC vs. Washington State, 2/3/05  
 16 Lindsey Yamasaki, STAN vs. Washington, 2/24/01

## HIGHEST THREE-POINT FIELD GOAL PCT

(min. 1 made per game)  
 Career: (44-89) .494 Rosalind Moore-Senior, ASU, 1987-89  
 Season: (43-82) .524 Kristin Iwanaga, CAL, 2005  
 Game: (7-7) 1.000 Jennifer Azzi, STAN vs. Eastern Michigan, 12/29/89  
 (5-5) 1.000 Micaela Cocks, ORE vs. Long Beach State, 12/5/09  
 (5-5) 1.000 Sarah Pool, CAL at San Jose State, 12/8/05  
 (5-5) 1.000 Melanie Pearson, UCLA vs. North Carolina, 12/18/97  
 (4-4) 1.000 Vanessa Nygaard, STAN vs. Sacramento State, 12/19/95  
 Conf.: (6-6) 1.000 Kaela Chapdelaine, ORE vs. UCLA, 2/23/08  
 (5-5) 1.000 Lauren St. Clair, STAN vs. UCLA, 2/3/00  
 (5-5) 1.000 Brook Coulter, CAL vs. UCLA, 2/4/01  
 (5-5) 1.000 Kiki Williams, CAL vs. Oregon, 3/5/04

## MOST FREE THROWS

Career: 608 Tanja Kostic, OSU, 1993-96  
 Season: 203 Jenni Ruff, WSU, 1995-96  
 Game: 23 Shaunda Greene, WASH vs. Northern Illinois, 11/30/91  
 Conf.: 20 Judy Shannon, OSU vs. Washington, 1/20/91

## MOST CONSECUTIVE FREE THROWS MADE

33 Erica Mashia, USC, 11/12/95-1/11/96

## MOST FREE THROW ATTEMPTS

Career: 903 Tanja Kostic, OSU, 1993-96  
 Season: 274 Tanja Kostic, OSU, 1995  
 Game: 27 Shaunda Greene, WASH vs. N. Illinois, 11/30/91  
 Conf.: 24 Judy Shannon, OSU vs. Washington, 1/20/90

## HIGHEST FREE THROW PERCENTAGE

### (min. 2 made per game)

Career: (235-264) .890 Kristin Iwanaga, CAL, 2002-2005  
 Season: (85-91) .934 Kristin Iwanaga, CAL, 2005  
 Game: (15-15) 1.000 Maylana Martin, UCLA vs. Kentucky, 3/15/99  
 (15-15) 1.000 Brina Chaney, OSU vs. Oregon, 2/7/04  
 (14-14) 1.000 Teresa Palmisano, CAL vs. St Mary's, 12/5/90  
 (14-14) 1.000 Jessica Schutt, ORE vs. Washington, 2/19/95  
 Conf.: (15-15) 1.000 Brina Chaney, OSU vs. Oregon, 2/7/04  
 (14-14) 1.000 Jessica Schutt, ORE vs. Washington, 2/19/95

## MOST REBOUNDS

Career: 1,266 Kayla Pedersen, Stanford, 2008-11  
 Season: 369 Lisa Leslie, USC, 1991-94  
 Game: 25 Natalie Williams, UCLA vs. Arizona State, 2/20/94  
 Conf.: 25 Natalie Williams, UCLA vs. Arizona State, 2/20/94

## HIGHEST REBOUNDING AVERAGE

Career: 12.8 Natalie Williams, UCLA, 1991-94  
 Season: 13.8 Natalie Williams, UCLA, 1992

## MOST ASSISTS

Career: 757 Sonja Henning, STAN, 1988-91  
 Season: 278 Brenda Pantoja, ARIZ, 1996  
 Game: 20 Jade Hyett, WSU vs. California, 1/23/97  
 Conf.: 20 Jade Hyett, WSU vs. California, 1/23/97

## HIGHEST ASSIST AVERAGE

Career: 7.1 Ryneldi Becenti, ASU, 1991-93  
 Season: 9.5 Brenda Pantoja, ARIZ, 1995-96

## MOST BLOCKED SHOTS

Career: 402 Stefanie Kasperski, ORE, 1987-90  
 Season: 119 Stefanie Kasperski, ORE, 1988  
 Game: 13 Stefanie Kasperski, ORE vs. W. Kentucky, 12/29/87  
 Conf.: 12 Stefanie Kasperski, ORE vs. California, 2/26/88

## HIGHEST BLOCKED SHOTS AVERAGE

Career: 3.4 Stefanie Kasperski, ORE, 1987-90  
 Season: 4.3 Stefanie Kasperski, ORE, 1988

## MOST STEALS

Career: 372 Lisa Willis, UCLA, 2002-06  
 Season: 123 Jade Hyett, WSU, 1997  
 Game: 13 Sandra Van Embricq, UCLA vs. Arizona, 2/12/87  
 Conf.: 13 Sandra Van Embricq, UCLA vs. Arizona, 2/12/87

## HIGHEST STEALS AVERAGE

Career: 3.1 Lisa Willis, UCLA, 2002-06  
 Season: 4.6 Jade Hyett, WSU, 1997



USC's Cherie Nelson holds the Pac-10 record for most points in a game, scoring 50 in 1989.

## TRIPLE-DOUBLES

(Points-Rebounds-Assists, unless otherwise noted)

### NOELLE QUINN, UCLA

vs. California, Feb. 19, 2004  
 (21 points, 10 rebounds, 10 assists)

### NICOLE POWELL, STANFORD

vs. Tulane, Mar. 18, 2002  
 (16 points, 10 rebounds, 10 assists)

vs. Weber State, Mar. 16, 2002  
 (20 points, 11 rebounds, 10 assists)

vs. Washington, Feb. 14, 2002  
 (21 points, 10 rebounds, 12 assists)

vs. Santa Clara, Dec. 2, 2001  
 (29 points, 15 rebounds, 10 assists)

vs. Indiana, Nov. 16, 2001  
 (11 points, 12 rebounds, 11 assists)

at Washington State, Feb. 22, 2001  
 (10 points, 10 rebounds, 10 assists)

### ERICA GOMEZ, UCLA

vs. USC, Feb. 24, 1996  
 (18 points, 11 rebounds, 10 assists)

### ELIZA SOKOLOWSKA, CALIFORNIA

vs. Arizona State, Feb. 9, 1995  
 (13 points, 15 assists, 10 steals)

### RYNELDI BECENTI, ARIZONA STATE

vs. Oregon, Jan. 25, 1992  
 (15 points, 10 rebounds, 12 assists)

### SONJA HENNING, STANFORD

vs. Cal State Fullerton, March 16, 1991  
 (19 points, 10 rebounds, 10 assists)

### ROBIN CONLEY, ARIZONA STATE

vs. Washington, Jan. 17, 1987  
 (16 points, 10 rebounds, 15 assists)

### JENNIFER AZZI, STANFORD

vs. Brigham Young, Jan. 15, 1987  
 (14 points, 10 rebounds, 16 assists)

**MOST POINTS**

Season:	3,063	Stanford, 1990
Game:	122	Stanford vs. Long Beach State (49), Dec. 8, 1993
	122	Stanford vs. Cal State Fullerton (80), Dec. 10, 1994
Conf. Game:	119	Arizona vs. Oregon (112), Jan. 16, 2010
Both Teams, Gm:	231	Arizona (119) vs. Oregon (112), Jan. 16, 2010
Both Teams, Conf:	231	Arizona (119) vs. Oregon (112), Jan. 16, 2010
Losing Tm, Gm:	112	Oregon vs. Arizona (119), Jan. 16, 2010
Losing Tm, Conf:	112	Oregon vs. Arizona (119), Jan. 16, 2010

**HIGHEST SCORING AVERAGE**

Season:	92.8	Stanford, 1990
---------	------	----------------

**LARGEST SCORING MARGIN**

Season:	26.6	Stanford, 1990 (92.8 offense, 66.2 defense)
Game:	77	Stanford (112) vs. Washington (35), Jan. 8, 2009
Conf.:	77	Stanford (112) vs. Washington (35), Jan. 8, 2009

**MOST FIELD GOALS**

Season:	1160	Stanford, 1990 (33 games)
Game:	51	Stanford vs. Cal State Fullerton, Dec. 10, 1994
Conf.:	47	Stanford vs. Arizona, Feb. 24, 1990

**MOST FIELD GOAL ATTEMPTS**

Season:	2,323	Stanford, 2009 (38 games)
Game:	113	Oregon vs. Sacramento State, Nov. 28, 2010
Conf.:	97	USC vs. California, March 12, 1988

**HIGHEST FIELD GOAL PERCENTAGE**

Season:	.521	Stanford, 1998 (800-1,536)
Game:	.696	Oregon at DePaul, Dec. 22, 1999 (32-46)
Conf.:	.695	UCLA at Washington State, Feb. 25, 1999 (41-59)

**MOST THREE-POINT FIELD GOALS**

Season:	258	Stanford, 2002
Game:	16	Stanford vs. UCLA, Feb. 24, 2002
	16	Washington vs. Arizona, Feb. 8, 2001
	16	Stanford vs. Washington, Feb. 24, 2001
	16	Washington vs. St. Bonaventure, Nov. 29, 2002
Conf.:	16	Stanford vs. UCLA, Feb. 24, 2002
	16	Washington vs. Arizona, Feb. 8, 2001
	16	Stanford vs. Washington, Feb. 24, 2001

**MOST THREE-POINT FIELD GOAL ATTEMPTS**

Season:	799	Oregon, 2010
Game:	40	Oregon at Washington State, Feb. 5, 2011
Conf.:	40	Oregon at Washington State, Feb. 5, 2011

**HIGHEST 3-POINT FIELD GOAL PERCENTAGE**

Season:	.443	Oregon, 1989 (51-115)
Game (Min. 7 att.):	.833	Arizona State vs. Oregon, Feb. 10, 1989 (10-12)
Conf. (Min. 7 att.):	.833	Arizona State vs. Oregon, Feb. 10, 1989 (10-12)

**MOST FREE THROWS**

Season:	642	Stanford, 1997
	642	UCLA, 1999
Game:	51	Washington vs. Northern Illinois, Nov. 30, 1991
Conf.:	41	California vs. Arizona State, Feb. 20, 1990

**MOST FREE THROW ATTEMPTS**

Season:	905	UCLA, 1999
Game:	69	Washington vs. Northern Illinois, Nov. 30, 1991
Conf.:	54	California vs. Arizona State, Feb. 20, 1990

**HIGHEST FREE THROW PERCENTAGE**

Season:	.808	Stanford, 2004 (476-589)
Game (Min.10 att):	1.000	Arizona vs. Bowling Green, Dec. 28, 2000 (17-17)
	1.000	Washington State vs. Oregon, Jan. 20, 2001 (17-17)
	1.000	Arizona vs. Stanford, Jan. 15, 1994 (17-17)
	1.000	Oregon St. vs. Washington State, Feb. 14, 2004 (17-17)
Conf. (Min.10 att):	1.000	Washington State vs. Oregon, Jan. 20, 2001 (17-17)
	1.000	Arizona vs. Stanford, Jan. 15, 1994 (17-17)
	1.000	Oregon State vs. Washington State, Feb. 14, 2004 (17-17)

**MOST REBOUNDS**

Season:	1,663	Stanford, 2009
Game:	75	Oregon vs. Sacramento State, Nov. 28, 2010
Conf.:	68	Stanford at Oregon, Jan. 27, 2011

**HIGHEST REBOUNDING AVERAGE**

Season:	46.2	UCLA, 1992
	46.2	Oregon, 1987

**LARGEST REBOUNDING MARGIN**

Season:	13.2	Stanford, 2009 (43.8 offense, 30.5 defense)
Game:	41	Oregon State (74) vs. Hawaii (33), Dec. 20, 1993
Conf.:	36	Stanford (68) vs. Oregon (32), Jan. 27, 2011

**MOST ASSISTS**

Season:	758	Stanford, 1990
Game:	37	Arizona State vs. Marquette, Dec. 5, 1992
	37	Stanford vs. Arkansas, March 24, 1990
Conf.:	35	Stanford vs. California, Feb. 18, 1994

**MOST BLOCKED SHOTS**

Season:	196	Stanford, 2002
Game:	16	Oregon vs. Western Kentucky, Dec. 29, 1987
Conf.:	13	Stanford vs. Arizona State, Feb. 3, 1989

**MOST STEALS**

Season:	435	UCLA, 1999
Game:	28	California vs. South Carolina State, Nov. 23, 2003
Conf.:	25	California vs. Arizona, Feb. 3, 1990
	25	UCLA vs. Washington St., Jan. 5, 2003

**MOST PERSONAL FOULS**

Season:	689	Oregon State, 1989
Game:	39	Stanford vs. Arizona, Feb. 28, 1998
Conf.:	39	Stanford vs. Arizona, Feb. 28, 1998

**FEWEST PERSONAL FOULS**

Season:	403	Oregon State, 2011
Game:	5	Stanford vs. Rutgers, Nov. 14, 2010
Conf.:	7	USC at Oregon State, Feb. 10, 2011
	7	Oregon State vs. California, Jan. 27, 2011
	7	Oregon State at Arizona, Jan. 2, 2011

**FEWEST POINTS ALLOWED**

Season:	1632	Washington, 2011
Game:	23	Arizona State (75) vs. UC Irvine, Dec. 6, 2008
Conf.:	30	Arizona State (59) vs. Washington State, Feb. 21, 2008

**LOWEST POINTS ALLOWED AVERAGE**

Season:	54.3	California, 2008
---------	------	------------------

**LOWEST FIELD GOAL PERCENTAGE ALLOWED**

Season:	.336	Stanford, 2011 (732-2180)
Game:	.154	Stanford vs. Pacific, Dec. 12, 2003

**MOST CONSECUTIVE VICTORIES**

All Games:	27	Stanford, Dec. 30, 2009-April 2, 2010
Conf.:	49	Stanford, Jan. 22, 2009-Present
Against Conf. teams	57	Stanford, Jan. 22, 2009-Present
		(incl. postseason)

**MOST CHAMPIONSHIPS**

NCAA:	2	Stanford (1990, 92)
	2	USC (1983, 84)
WNIT:	2	Oregon State (1980, 82)
	2	Oregon (1989, 2002)
	1	Arizona (1996)
	1	California (2010)
Conf:	20	Stanford (1989, 90*, 91, 92, 93, 95, 96, 97, 98, 01*, 02, 03, 04*, 05, 06, 07, 08, 09, 10, 11)
	3	Washington (1988, 90*, 01*)
	2	USC (1987, 94)
	2	Oregon (1999*, 2000)
		* - co-champions

**WINS AND LOSSES**

Highest Winning Pct:	.970	Stanford, 1990 (32-1)
Most Wins, Season:	36	Stanford, 2008
Most Wins, Conf. Season:	18	Stanford, 1989, 1996, 1997, 2002, 2010, 2011
Most 20-Win Seasons:	22	Stanford
		(1988, 89, 90, 91, 92, 93, 94, 95, 96, 97, 98, 00, 02, 03, 04, 05, 06, 07, 08, 09, 10, 11)
	9	Washington (1987, 88, 89, 90, 91, 94, 95, 01, 03)
Most Losses, Season:	27	Washington State, 2002
Most Losses, Conf. Season:	18	Washington State, 2002



## POINTS

- Candice Wiggins, STAN (2005-08) . . . . . 2629
- Lisa Leslie, USC (1991-94) . . . . . 2414
- Tanja Kostic, OSU (1993-96) . . . . . 2349
- Tina Thompson, USC (1994-97) . . . . . 2248
- Adia Barnes, ARIZ (1995-98) . . . . . 2237
- Kate Starbird, STAN (1994-97) . . . . . 2215
- Ashley Walker, CAL (2006-09) . . . . . 2142
- Jayne Appel, STAN (2007-2010) . . . . . 2125
- Maylana Martin, UCLA (1997-00) . . . . . 2101
- Val Whiting, STAN (1989-93) . . . . . 2077
- Jamie Redd, WASH (1996-99) . . . . . 2027
- Nicole Powell, STAN (2001-04) . . . . . 2062
- Cherie Nelson, USC (1987-89) . . . . . 1996
- Alexis Gray-Lawson, CAL (2007-10) . . . . . 1982
- Dee-Dee Wheeler, ARIZ (2002-05) . . . . . 1966
- Stefanie Kasperski, ORE (1987-90) . . . . . 1956
- Kayla Pedersen, STAN (2008-11) . . . . . 1941
- Giuliana Mendiola, WASH (2001-04) . . . . . 1928
- Rehema Stephens, UCLA (1990-92) . . . . . 1887
- Noelle Quinn, UCLA (2004-07) . . . . . 1829
- Natalie Williams, UCLA (1991-94) . . . . . 1813
- Felicia Ragland, OSU (1999-02) . . . . . 1803
- Rhonda Smith, WASH (1992-95) . . . . . 1801
- Nikki Blue, UCLA (2003-06) . . . . . 1797
- Michelle Greco, UCLA (1999-03) . . . . . 1707
- Ebony Hoffman, USC (2001-04) . . . . . 1687
- 27. Nnemkadi Ogumike, STAN (2009-Pres.) . . . . . 1682**
- Lisa Willis, UCLA (2003-06) . . . . . 1677
- Loree Payne, WASH (2000-03) . . . . . 1675
- Ify Ibekwe, ARIZ (2008-11) . . . . . 1653
- Trisha Stevens, STAN (1988-91) . . . . . 1649
- Jennifer Azzi, STAN (1987-90) . . . . . 1634
- Elizabeth Pickney, ARIZ (1999-02) . . . . . 1620
- Megan Franza, WASH (1998-01) . . . . . 1612
- Teresa Palmisano, CAL (1988-91) . . . . . 1610
- Karen Deden, WASH (1988-91) . . . . . 1596
- Devanei Hampton, CAL (2006-09) . . . . . 1588
- Katy Steding, STAN (1987-90) . . . . . 1586
- Anette Mollerstrom, OSU (1993-96) . . . . . 1582
- Lindsey Pluimer, UCLA (2005-08) . . . . . 1556
- Trisha Stafford, CAL (1988-92) . . . . . 1530
- Jenni Ruff, WSU (1993-96) . . . . . 1526
- Brooke Smith, STAN (2002-07) . . . . . 1520
- Olympia Scott, STAN (1995-98) . . . . . 1524
- Anita Kaplan, STAN (1992-95) . . . . . 1509
- Ariane Boyer, ORE (1993-97) . . . . . 1501
- Lindsay Yamanski, STAN (1998-02) . . . . . 1497
- Eshaya Murphy, USC (2003-07) . . . . . 1492
- Angie Miller, WSU (1988-91) . . . . . 1485
- Chelle Flamoe, OSU (1987-89) . . . . . 1483

## SCORING AVERAGE (min. 2 seasons)

- Cherie Nelson, USC (1987-89) . . . . . 23.2
- Rehema Stephens, UCLA (1990-92) . . . . . 21.7
- Tanja Kostic, OSU (1993-96) . . . . . 21.2
- Judy Shannon, OSU (1991-92) . . . . . 20.5
- Natalie Williams, UCLA (1991-94) . . . . . 20.4
- Lisa Leslie, USC (1991-94) . . . . . 20.1
- Tina Thompson, USC (1994-97) . . . . . 19.7
- Candice Wiggins, STAN (2005-2008) . . . . . 19.2
- Adia Barnes, ARIZ (1995-98) . . . . . 18.5
- Maylana Martin, UCLA (1997-00) . . . . . 18.1
- Jamie Redd, WASH (1996-99) . . . . . 17.8
- Chelle Flamoe, OSU (1987-89) . . . . . 17.7
- Nicole Powell, STAN (2001-04) . . . . . 17.3
- Eliza Sokolowska, CAL (2004-07) . . . . . 17.1
- Kate Starbird, STAN (1993-97) . . . . . 16.9
- Eliza Sokolowska, CAL (1995-98) . . . . . 16.8
- Ashley Walker, CAL (2006-09) . . . . . 16.5
- Shannon Howell, OSU (2004-05) . . . . . 16.4
- Stefanie Kasperski, ORE (1987-90) . . . . . 16.4
- Val Whiting, STAN (1989-93) . . . . . 16.1

## REBOUNDS

- Kayla Pedersen, STAN (2008-11) . . . . . 1266
- Jayne Appel, STAN (2007-10) . . . . . 1263
- Lisa Leslie, USC (1991-94) . . . . . 1214
- Ify Ibekwe, ARIZ (2008-11) . . . . . 1194
- Tina Thompson, USC (1994-97) . . . . . 1168
- Nicole Powell, STAN (2001-04) . . . . . 1143
- Natalie Williams, UCLA (1991-94) . . . . . 1137
- Val Whiting, STAN (1989-93) . . . . . 1134
- Ashley Walker, CAL (2006-09) . . . . . 1117
- Ebony Hoffman, USC (2001-04) . . . . . 1003
- Amber Hall, WASH (1996-99) . . . . . 1003
- Tanja Kostic, OSU (1993-96) . . . . . 1001
- Stefanie Kasperski, ORE (1987-90) . . . . . 996
- Maylana Martin, UCLA (1997-00) . . . . . 935
- Adia Barnes, ARIZ (1995-98) . . . . . 921
- Cherie Nelson, USC (1987-89) . . . . . 920
- Shawntinice Polk, ARIZ (2003-05) . . . . . 914
- Karen Deden, WASH (1988-91) . . . . . 912
- Kate Benz, WSU (2003-07) . . . . . 899
- Devanei Hampton, CAL (2006-09) . . . . . 876
- Kesha Martin, CAL (1989-93) . . . . . 875
- Teresa Palmisano, CAL (1988-91) . . . . . 874
- Debbie Sporcich, ORE (1991-94) . . . . . 868
- Katy Steding, STAN (1987-90) . . . . . 864
- 25. Nnemkadi Ogumike, STAN (2009-Pres.) . . . . . 858**
- Ariane Boyer, ORE (1994-97) . . . . . 850
- Andre Bills, ORE (2002-05) . . . . . 825
- Monique Ambers, ASU (1990-93) . . . . . 823
- Gena Pelz, WASH (1995-98) . . . . . 820
- Sandra Van Embricqs, UCLA (1987-90) . . . . . 811
- Rhonda Smith, WASH (1992-95) . . . . . 803
- Janae Hubbard, UCLA (1997-00) . . . . . 798
- Noelle Quinn, UCLA (2004-07) . . . . . 794
- Jennie Leander, CAL (1996-99) . . . . . 790
- Ingrid Dixon, CAL (1991-94) . . . . . 789
- Rachel Hemmer, STAN (1992-95) . . . . . 780
- Kristen Newlin, STAN (2003-07) . . . . . 780
- Cathrine Kraayeveld, ORE (2002-05) . . . . . 774
- Giuliana Mendiola, WASH (2001-04) . . . . . 769
- Sonjha Fleming, OSU (1990-93) . . . . . 759
- Olympia Scott, STAN (1995-98) . . . . . 753
- Felicia Ragland, OSU (1999-02) . . . . . 739
- Lindsey Pluimer, UCLA (2005-08) . . . . . 737
- Elizabeth Pickney, ARIZ (1999-02) . . . . . 736
- Jenni Ruff, WSU (1993-96) . . . . . 727
- Eshaya Murphy, USC (2003-07) . . . . . 722
- Trisha Stafford, CAL (1989-92) . . . . . 721
- Jamie Reid, WASH (1995-99) . . . . . 714
- Brooke Smith, STAN (2004-07) . . . . . 706
- Adrain Williams, UCLA (1996-99) . . . . . 694

## REBOUNDING AVG. (min. 2 seasons)

- Natalie Williams, UCLA (1991-94) . . . . . 12.8
- Cherie Nelson, USC (1987-89) . . . . . 10.7
- Ify Ibekwe, ARIZ (2008-pres.) . . . . . 10.3
- Tina Thompson, USC (1994-97) . . . . . 10.2
- Lisa Leslie, USC (1991-94) . . . . . 10.1
- Shawntinice Polk, ARIZ (2003-05) . . . . . 10.5
- Nicole Powell, STAN (2001-04) . . . . . 9.6
- Amber Hall, WASH (1995-99) . . . . . 9.6
- Judy Shannon, OSU (1991-92) . . . . . 9.5
- Debbie Sporcich, ORE (1991-94) . . . . . 9.1
- Tanja Kostic, OSU (1993-96) . . . . . 9.0
- Val Whiting, STAN (1989-93) . . . . . 8.8
- Ebony Hoffman, USC (2001-04) . . . . . 8.7
- Dana Patterson, ARIZ (1987-88) . . . . . 8.7
- Ashley Walker, CAL (2006-09) . . . . . 8.6
- Jayne Appel, STAN (2007-10) . . . . . 8.5
- Kayla Pedersen, STAN (2008-11) . . . . . 8.4
- Stefanie Kasperski, ORE (1987-90) . . . . . 8.4
- Sonjha Fleming, OSU (1990-93) . . . . . 8.3
- Maylana Martin, UCLA (1997-00) . . . . . 8.1

## FIELD GOALS MADE

- Lisa Leslie, USC (1991-94) . . . . . 973
- Candice Wiggins, STAN (2005-08) . . . . . 889
- Adia Barnes, ARIZ (1995-98) . . . . . 881
- Jayne Appel (2007-10) . . . . . 876
- Tanja Kostic, OSU (1993-96) . . . . . 869
- Kate Starbird, STAN (1994-97) . . . . . 818
- Stefanie Kasperski, ORE (1987-90) . . . . . 816
- Ashley Walker, CAL (2006-09) . . . . . 810
- Tina Thompson, USC (1994-97) . . . . . 807
- Val Whiting, STAN (1989-93) . . . . . 795

## FIELD GOAL ATTEMPTS

- Candice Wiggins, STAN (2005-08) . . . . . 1934
- Jamie Redd, WASH (1996-99) . . . . . 1838
- Lisa Leslie, USC (1991-94) . . . . . 1822
- Rehema Stephens, UCLA (1989-92) . . . . . 1807
- Tanja Kostic, OSU (1993-96) . . . . . 1773
- Adia Barnes, ARIZ (1995-98) . . . . . 1731
- Dee-Dee Wheeler, ARIZ (2002-05) . . . . . 1679
- Felicia Ragland, OSU (1999-02) . . . . . 1650
- Noelle Quinn, UCLA (2004-07) . . . . . 1649
- Kate Starbird, STAN (1994-97) . . . . . 1634

## FIELD GOAL PCT.

(min. 4 made per game)

- Kristin Folk, STAN (1995, 97-98) . . . . . 644
- Shawntinice Polk, ARIZ (2003-05) . . . . . 590
- Tatum Brown, ARIZ (1999-00) . . . . . 582
- Kristin Kovsedy, ASU (2003-06) . . . . . 575
- Kisa Hughes, UCLA (1994-96) . . . . . 564
- Stefanie Kasperski, ORE (1987-90) . . . . . 563
- Melody Johnson, ASU (2001-02) . . . . . 562
- Jayne Appel, STAN (2007-10) . . . . . 565
- Brooke Smith, UCLA (2004-07) . . . . . 561
- Kesha Martin, CAL (1990-93) . . . . . 555

Active:  
**Nnemkadi Ogumike, STAN (2009-Pres.) . . . . . 601**

## THREE-POINT FIELD GOALS MADE

- Candice Wiggins, STAN (2005-08) . . . . . 295
- Lisa Griffith, ARIZ (1997-00) . . . . . 285
- Taylor Lilley, ORE (2007-10) . . . . . 270
- Jeanette Pohlen, STAN (2008-11) . . . . . 268
- Lisa Willis, UCLA (2003-06) . . . . . 256
- Loree Payne, WASH (2000-03) . . . . . 245
- Megan Franza, WASH (1998-01) . . . . . 211
- Vanessa Nygaard, STAN (1995-98) . . . . . 210
- Aimee Grzyb, ARIZ (2001-04) . . . . . 208
- Kelley Suminski, STAN (2002-05) . . . . . 208

## THREE-POINT FG ATTEMPTS

- Candice Wiggins, STAN (2005-08) . . . . . 754
- Lisa Griffith, ARIZ (1997-00) . . . . . 747
- Loree Payne, WASH (2000-03) . . . . . 732
- Jeanette Pohlen, STAN (2008-11) . . . . . 711
- Lisa Willis, UCLA (2003-06) . . . . . 710
- Megan Franza, WASH (1998-01) . . . . . 708
- Taylor Lilley, ORE (2007-10) . . . . . 702
- Jamie Redd, WASH (1996-99) . . . . . 675
- Aimee Grzyb, ARIZ (2001-04) . . . . . 585
- Sebnem Kimyacioglu, STAN (2002-05) . . . . . 549

## THREE-POINT FG PCT

(min. 1 made per game)

- Rosalind Moore-Senior, ASU (1987-89) . . . . . 494
- Chris Holtzen, CAL (1987-90) . . . . . 467
- Jennifer Azzi, STAN (1987-90) . . . . . 452
- Michelle Eble, ORE (1987-90) . . . . . 443
- Jonni Gray, WSU (1987-89) . . . . . 424
- Laura Moore, WASH (1990-93) . . . . . 424
- Kristin Iwanaga, CAL (2002-05) . . . . . 422
- Krista Rappahahn, STAN (2003-06) . . . . . 409
- Kelley Suminski, STAN (2002-05) . . . . . 405
- Melanie Pearson, UCLA (1997-99) . . . . . 401

## FREE THROWS MADE

- Tanja Kostic, OSU (1993-96) . . . . . 608
- Candice Wiggins, STAN (2005-08) . . . . . 556
- Tina Thompson, USC (1994-97) . . . . . 552
- Maylana Martin, UCLA (1997-00) . . . . . 550
- Cherie Nelson, USC (1987-89) . . . . . 488
- Teresa Palmisano, CAL (1988-91) . . . . . 482
- Val Whiting, STAN (1989-93) . . . . . 481
- Adia Barnes, ARIZ (1995-98) . . . . . 472
- Elizabeth Pickney, ARIZ (1999-02) . . . . . 472
- Lisa Leslie, USC (1991-94) . . . . . 461

## FREE THROW ATTEMPTS

- Tanja Kostic, OSU (1993-96) . . . . . 903
- Maylana Martin, UCLA (1997-00) . . . . . 797
- Tina Thompson, USC (1994-97) . . . . . 755
- Rhonda Smith, WASH (1992-95) . . . . . 722
- Candice Wiggins, STAN (2005-08) . . . . . 676
- Ashley Walker, CAL (2006-09) . . . . . 675
- Adia Barnes, ARIZ (1995-98) . . . . . 671
- Val Whiting, STAN (1989-93) . . . . . 666
- Lisa Leslie, USC (1991-94) . . . . . 660
- Cherie Nelson, USC (1987-89) . . . . . 646

## FREE THROW PCT

(min. 2 made per game)

- Kristin Iwanaga, CAL (2002-05) . . . . . 890
- Kelley Suminski, STAN (2002-05) . . . . . 843
- Laura Moore, WASH (1990-93) . . . . . 840
- Shaquille Williams, ORE (1999-03) . . . . . 839
- Briann January, ASU (2006-09) . . . . . 830
- Nicole Powell, STAN (2001-04) . . . . . 829
- Julie Zeilstra, STAN (1988-91) . . . . . 827
- Candice Wiggins, STAN (2005-08) . . . . . 822
- Theresa Jantzen, ASU (1999-00) . . . . . 818
- Loree Payne, WASH (1999-03) . . . . . 817

## ASSISTS

- Sonja Henning, STAN (1988-91) . . . . . 757
- Jennifer Azzi, STAN (1987-90) . . . . . 751
- Erica Gomez, UCLA (1996-00) . . . . . 697
- Brenda Pantoja, ARIZ (1993-96) . . . . . 688
- Milena Flores, STAN (1997-00) . . . . . 644
- Corrie Mizusawa, ORE (2002-05) . . . . . 618
- Giuliana Mendiola, WASH (2001-04) . . . . . 612
- Nikki Blue, UCLA (2003-06) . . . . . 602
- Jamila Wideman, STAN (1994-97) . . . . . 585
- Leilani Estavan, OSU (2001-04) . . . . . 577
- Nicole Powell, STAN (2001-04) . . . . . 577

## STEALS

- Lisa Willis, UCLA (2003-06) . . . . . 372
- Nikki Blue, UCLA (2003-06) . . . . . 325
- Tammy Storey, USC (1989-92) . . . . . 309
- Dee-Dee Wheeler, ARIZ (2002-05) . . . . . 304
- Michelle Greco, UCLA (1999-03) . . . . . 288
- Courtney Johnson, CAL (1997-01) . . . . . 286
- Candice Wiggins, STAN (2005-08) . . . . . 281
- Sonja Henning, STAN (1988-91) . . . . . 280
- Margo Evashevski, OSU (1990-93) . . . . . 276
- Nicole Anderson, UCLA (1990-93) . . . . . 274

## BLOCKED SHOTS

- Stefanie Kasperski, ORE (1987-90) . . . . . 402
- Lisa Leslie, USC (1991-94) . . . . . 321
- Jayne Appel, STAN (2007-10) . . . . . 273
- Jenny Mowe, ORE (1997-01) . . . . . 222
- Shawntinice Polk, ARIZ (2003-05) . . . . . 220
- Brina Chaney, OSU (2001-04) . . . . . 208
- Val Whiting, STAN (1989-93) . . . . . 201
- Sissel Pierce, OSU (1997-00) . . . . . 176
- Ashley Walker, CAL (2006-09) . . . . . 174
- Renae Fegent, ORE (1995-98) . . . . . 169

**MOST POINTS (600-POINT CLUB)**

1. Candice Wiggins, STAN (2008) . . . . .	787
2. Kate Starbird, STAN (1997) . . . . .	753
3. Candice Wiggins, STAN (2006) . . . . .	740
4. Jennifer Bennett, CAL (1987) . . . . .	736
5. Cherie Nelson, USC (1988) . . . . .	714
6. Rehema Stephens, UCLA (1991) . . . . .	709
<b>7. NNEMKADI OGWUMIKE, STAN (2010) . . . . .</b>	<b>704</b>
8. Jenni Ruff, WSU (1996) . . . . .	685
9. Cherie Nelson, USC (1989) . . . . .	678
10. Ashley Walker, CAL (2009) . . . . .	672
11. Giuliana Mendiola, WASH (2004) . . . . .	661
12. Lisa Leslie, USC (1994) . . . . .	657
13. Adia Barnes, ARIZ (1998) . . . . .	653
14. Tina Thompson, USC (1997) . . . . .	653
15. Tanja Kostic, OSU (1996) . . . . .	650
16. Stefanie Kasperski, ORE (1989) . . . . .	650
17. Tanja Kostic, OSU (1995) . . . . .	648
18. Trisha Stafford, CAL (1992) . . . . .	647
19. Kate Starbird, STAN (1996) . . . . .	643
20. Alexis Gray-Lawson, CAL (2010) . . . . .	642
21. Felicia Ragland, OSU (2002) . . . . .	638
22. Lisa Leslie, USC (1992) . . . . .	632
23. Nicole Powell, STAN (2004) . . . . .	627
24. Tina Thompson, USC (1996) . . . . .	623
25. Jayne Appel, STAN (2009) . . . . .	613
26. Candice Wiggins, STAN (2005) . . . . .	612
27. Val Whiting, STAN (1992) . . . . .	611
28. Cherie Nelson, USC (1987) . . . . .	604
29. Taylor Lilley, ORE (2010) . . . . .	601
30. Judy Shannon, OSU (1992) . . . . .	600

**SCORING AVG. . . . . G . . . PTS . AVG**

1. Cherie Nelson, USC (1989) . . . . .	26	678	26.1
2. Rehema Stephens, UCLA (1991) . . . . .	28	709	25.3
3. Cherie Nelson, USC (1988) . . . . .	30	714	23.8
4. Jennifer Bennett, CAL (1987) . . . . .	31	736	23.7
5. Jenni Ruff, WSU (1996) . . . . .	29	685	23.6
6. Natalie Williams, UCLA (1994) . . . . .	24	561	23.4
7. Tanja Kostic, OSU (1996) . . . . .	28	650	23.2
8. Tina Thompson, USC (1996) . . . . .	27	623	23.1
9. Tina Thompson, USC (1997) . . . . .	29	653	22.5
10. Tanja Kostic, OSU (1995) . . . . .	29	648	22.4

**REBOUNDS (300-REBOUND CLUB)**

<b>1. NNEMKADI OGWUMIKE, STAN (2010) . . . . .</b>	<b>376</b>
2. Lisa Leslie, USC (1994) . . . . .	369
3. Kayla Pedersen, STAN (2010) . . . . .	362
4. Ify Ibeke, ARIZ (2010) . . . . .	352
5. Jayne Appel, STAN (2009) . . . . .	349
6. Cherie Nelson, USC (1987) . . . . .	348
7. Nicole Powell, STAN (2004) . . . . .	346
8. Kayla Pedersen, STAN (2008) . . . . .	344
9. Tina Thompson, USC (2008) . . . . .	344
10. Shawntinice Polk, ARIZ (2004) . . . . .	339
11. Ify Ibeke, ARIZ (2009) . . . . .	336
12. Shawntinice Polk, ARIZ (2003) . . . . .	335
13. Nicole Powell, STAN (2002) . . . . .	327
14. Cherie Nelson, USC (1988) . . . . .	324
15. Jayne Appel, STAN (2010) . . . . .	321
16. Natalie Williams, UCLA (1992) . . . . .	318
17. Tina Thompson, USC (1994) . . . . .	316
18. Ify Ibeke, ARIZ (2011) . . . . .	314
19. Natalie Williams, UCLA (1994) . . . . .	314
20. Amber Hall, WASH (1998) . . . . .	313
21. Natalie Williams, UCLA (1993) . . . . .	310
22. Val Whiting, STAN (1991) . . . . .	310
23. Tina Thompson, USC (1997) . . . . .	306
24. Stephanie Kasperski, ORE (1989) . . . . .	304

**REBOUNDING AVG.. . . . . G . . . REB . AVG**

1. Natalie Williams, UCLA (1992) . . . . .	23	318	13.8
2. Natalie Williams, UCLA (1993) . . . . .	23	310	13.5
3. Natalie Williams, UCLA (1994) . . . . .	24	314	13.1
4. Lisa Leslie, USC (1994) . . . . .	30	369	12.3
5. Ingrid Dixon, CAL (1994) . . . . .	24	288	12.0
6. Ify Ibeke, ARIZ (2009) . . . . .	29	336	11.6
7. Cherie Nelson, USC (1987) . . . . .	30	348	11.6
8. Ify Ibeke, ARIZ (2010) . . . . .	31	352	11.4
9. Nicole Powell, STAN (2004) . . . . .	31	346	11.2
10. Amber Hall, WASH (1998) . . . . .	28	313	11.1

**FIELD GOALS MADE**

1. Jennifer Bennett, CAL (1987) . . . . .	280
2. Cherie Nelson, USC (1988) . . . . .	275
3. Kate Starbird, STAN (1997) . . . . .	275
4. Rehema Stephens, UCLA (1991) . . . . .	273
<b>5. NNEMKADI OGWUMIKE, STAN (2010) . . . . .</b>	<b>266</b>
6. Ashley Walker, CAL (2009) . . . . .	264
7. Stefanie Kasperski, ORE (1989) . . . . .	264
8. Lisa Leslie, USC (1992) . . . . .	262
9. Lisa Leslie, USC (1989) . . . . .	259
10. Candice Wiggins, STAN (2008) . . . . .	258

**FIELD GOALS ATTEMPTS**

1. Rehema Stephens, UCLA (1991) . . . . .	617
2. Candice Wiggins, STAN (2008) . . . . .	602
3. Rehema Stephens, UCLA (1990) . . . . .	596
4. Rehema Stephens, UCLA (1992) . . . . .	594
5. Felicia Ragland, OSU (2002) . . . . .	581
6. Michelle Greco, UCLA (2001) . . . . .	554
7. Cherie Nelson, USC (1988) . . . . .	545
8. Kate Starbird, STAN (1997) . . . . .	538
9. Judy Shannon, OSU (1992) . . . . .	537
10. Jennifer Bennett, CAL (1987) . . . . .	527

**FIELD GOAL PCT.**

**(minimum 4 made per game) . . . . . FG-FGA . PCT**

1. Kristin Folki, STAN (1998) . . . . .	123-177	69.5
2. Judie Lomax, OSU (2007) . . . . .	120-186	64.5
<b>3. NNEMKADI OGWUMIKE, STAN (2009) . . . . .</b>	<b>161-256</b>	<b>62.9</b>
4. Tina Lelas, OSU (1995) . . . . .	143-232	61.6
5. Kristen Kovesdy, ASU (2005) . . . . .	168-274	61.3
6. Brooke Smith, STAN (2005) . . . . .	199-326	61.0
7. Shawntinice Polk, ARIZ (2003) . . . . .	218-358	60.9
8. Stefanie Kasperski, ORE (1993) . . . . .	264-436	60.6
9. Jayne Appel, STAN (2009) . . . . .	251-417	60.2
10. Debbie Sporcich, ORE (1993) . . . . .	124-206	60.2

**THREE-POINT FIELD GOALS MADE**

1. Taylor Lilley, ORE (2010) . . . . .	124
2. Jeanette Pohlen, STAN (2011) . . . . .	96
3. Lisa Griffith, ARIZ (1997) . . . . .	92
4. Krista Rappahahn, STAN (2006) . . . . .	91
5. Candice Wiggins, STAN (2006) . . . . .	90
6. Candice Wiggins, STAN (2008) . . . . .	87
<b>7. ASHLEY CORRAL, USC (2011) . . . . .</b>	<b>85</b>
<b>ASHLEY CORRAL, USC (2010) . . . . .</b>	<b>85</b>
9. Jeanette Pohlen, STAN (2009) . . . . .	83
10. Brenda Pantoja, ARIZ (1996) . . . . .	82
11. Candice Wiggins (2007) . . . . .	82

**THREE-POINT FG ATTEMPTS**

1. Taylor Lilley, ORE (2010) . . . . .	306
2. Candice Wiggins, STAN (2008) . . . . .	253
<b>3. ASHLEY CORRAL, USC (2010) . . . . .</b>	<b>238</b>
4. Lisa Griffith, ARIZ (1997) . . . . .	234
5. Jeanette Pohlen, STAN (2011) . . . . .	230
<b>6. ASHLEY CORRAL, USC (2011) . . . . .</b>	<b>228</b>
7. Jamie Redd, WASH (1998) . . . . .	228
8. Jeanette Pohlen, STAN (2009) . . . . .	222
9. Megan Franza, WASH (2001) . . . . .	222
10. Brenda Pantoja, ARIZ (1996) . . . . .	215

**THREE-POINT FIELD GOAL PCT.**

**(minimum 1 made per game) . . . . . FG-FGA . PCT**

1. Kristin Iwanaga, CAL (2005) . . . . .	43-82	52.4
2. Taylor Lilley, ORE (2007) . . . . .	39-77	50.6
3. Jennifer Azzi, STAN (1989) . . . . .	53-107	49.5
4. Susan Borchardt, STAN (2005) . . . . .	26-55	47.3
5. Rosiland Moore-Senior, ASU (1989) . . . . .	34-72	47.2
6. Michelle Eble, ORE (1989) . . . . .	41-87	47.1
7. Chris Holten, CAL (1989) . . . . .	46-98	46.9
8. Lisa Kotilainen, ASU (1995) . . . . .	27-58	46.6
9. Lauren St. Clair, STAN (2000) . . . . .	61-131	46.6
10. Joanna Smith, WSU (1998) . . . . .	39-84	46.4
11. Katy Steding, STAN (1990) . . . . .	71-153	46.4

**FREE THROWS**

1. Jenni Ruff, WSU (1996) . . . . .	203
2. Candice Wiggins, STAN (2008) . . . . .	184
3. Trisha Stafford, CAL (1992) . . . . .	180
4. Rehema Kostic, OSU (1996) . . . . .	180
5. Cherie Nelson, USC (1989) . . . . .	178
6. Jennifer Bennett, CAL (1987) . . . . .	176
7. Tanja Kostic, OSU (1995) . . . . .	176
<b>8. NNEMKADI OGWUMIKE, STAN (2010) . . . . .</b>	<b>172</b>
9. Tina Thompson, USC (1997) . . . . .	168
10. Amanda Levens, ASU (2002) . . . . .	167

**FREE THROW ATTEMPTS**

1. Tanja Kostic, OSU (1995) . . . . .	274
2. Tanja Kostic, OSU (1996) . . . . .	263
3. Jenni Ruff, WSU (1996) . . . . .	261
4. Trisha Stafford, CAL (1992) . . . . .	244
5. Cherie Nelson, USC (1989) . . . . .	236
6. Rhonda Smith, WASH (1993) . . . . .	231
<b>7. NNEMKADI OGWUMIKE, STAN (2010) . . . . .</b>	<b>226</b>
8. Rhonda Smith, WASH (1995) . . . . .	226
9. Jennifer Bennett, CAL (1987) . . . . .	224
10. Candice Wiggins, STAN (2008) . . . . .	224

**FREE THROW PCT.**

**(minimum 2 made per game) . . . . . FT-FTA . PCT**

1. Kristin Iwanaga, CAL (2005) . . . . .	85-91	93.4
2. Gabrielle Richards, ORE (2006) . . . . .	60-66	90.9
3. Shaq. Williams, ORE (2002) . . . . .	108-119	90.8
<b>4. REIKO THOMAS, ARIZ (2010) . . . . .</b>	<b>75-83</b>	<b>90.4</b>
5. Andrea Constand, ARIZ (1996) . . . . .	64-71	90.1
6. Mercedes Fox-Griffin, OSU (2009) . . . . .	81-90	90.0
7. Jeanette Pohlen, STAN (2011) . . . . .	75-84	89.3
8. Doreena Campbell, UCLA (2010) . . . . .	76-86	88.4
9. Dymond Simon, ASU (2009) . . . . .	90-102	88.2
10. Kelley Suminski, STAN (2002) . . . . .	73-83	88.0

**ASSISTS**

1. Brenda Pantoja, ARIZ (1996) . . . . .	278
2. Reshea Bristol, ARIZ (2001) . . . . .	242
3. Sonja Henning, STAN (1991) . . . . .	237
4. Erica Gomez, UCLA (1999) . . . . .	227
5. Sonja Henning, STAN (1990) . . . . .	221
6. Nicole Powell, STAN (2002) . . . . .	220
7. Milena Flores, STAN (1999) . . . . .	219
8. Anja Hellman, CAL (1987) . . . . .	215
9. Corrie Mizusawa, ORE (2005) . . . . .	209
10. Jade Hyatt, WSU (1997) . . . . .	205

**STEALS**

1. Jade Hyatt, WSU (1997) . . . . .	123
2. Lisa Willis, UCLA (2006) . . . . .	115
3. Nikki Thompson, ASU (1994) . . . . .	104
4. Lisa Willis, UCLA (2005) . . . . .	102
5. Lisa Willis, UCLA (2004) . . . . .	100
6. Nicole Anderson, UCLA (1993) . . . . .	100
7. Eliza Sokolowska, CAL (1995) . . . . .	100
8. Detra Lockhart, UCLA (1994) . . . . .	97
9. Reshea Bristol, ARIZ (2001) . . . . .	96
10. Jennifer Azzi, STAN (1988) . . . . .	96
11. Penny Bowden, WASH (1988) . . . . .	96
12. Tammy Story, USC (1996) . . . . .	96

**BLOCKED SHOTS**

1. Stefanie Kasperski, ORE (1988) . . . . .	119
2. Stefanie Kasperski, ORE (1989) . . . . .	111
3. Lisa Leslie, USC (1993) . . . . .	95
4. Lisa Leslie, USC (1994) . . . . .	94
5. El Sara Greer, OSU (2011) . . . . .	92
6. Stefanie Kasperski, ORE (1990) . . . . .	92
7. Sissel Pierce, OSU (2000) . . . . .	85
8. Jayne Appel, STAN (2008) . . . . .	84
9. Monica Lamb, USC (1987) . . . . .	82
10. Shawntinice Polk, ARIZ (2004) . . . . .	80
11. Shawntinice Polk, ARIZ (2003) . . . . .	80
12. Stefanie Kasperski, ORE (1987) . . . . .	80

**2011-12 Returnees in bold**

## SCORING

	G.....	PTS...	AVG
1986-87	Jennifer Bennett, CAL	31	736...23.7
1987-88	Cherie Nelson, USC	30	714...23.8
1988-89	Cherie Nelson, USC	26	678...26.1
1989-90	Rehema Stephens, UCLA	29	583...20.1
1990-91	Rehema Stephens, UCLA	28	709...25.3
1991-92	Trisha Stafford, CAL	29	647...22.3
1992-93	Natalie Williams, UCLA	23	488...21.2
1993-94	Natalie Williams, UCLA	24	561...23.4
1994-95	Tanja Kostic, OSU	29	648...22.3
1995-96	Jenni Ruff, WSU	29	685...23.6
1996-97	Tina Thompson, USC	29	653...22.5
1997-98	Adia Barnes, ARIZ	30	653...21.8
1998-99	Maylana Martin, UCLA	31	565...18.2
1999-00	Shaquala Williams, ORE	31	549...17.7
2000-01	Michelle Greco, UCLA	27	537...19.9
2001-02	Felicia Ragland, OSU	32	638...19.9
2002-03	Michelle Greco, UCLA	27	537...18.9
2003-04	Giuliana Mendiola, WASH	31	661...21.3
2004-05	Dee-Dee Wheeler, ARIZ	32	564...17.6
2005-06	Candice Wiggins, STAN	34	740...21.8
2006-07	Casey Nash, OSU	28	560...20.0
2007-08	Candice Wiggins, STAN	39	787...20.2
2008-09	Ashley Walker, CAL	34	672...19.8
<b>2009-10</b>	<b>NNEMKADI OGWUMIKE, STAN</b>	<b>38</b>	<b>704.. 18.5</b>
<b>2010-11</b>	<b>NNEMKADI OGWUMIKE, STAN</b>	<b>33</b>	<b>576.. 17.5</b>

## REBOUNDING

	G.....	REB ..	AVG
1986-87	Cherie Nelson, USC	30	348...11.6
1987-88	Cherie Nelson, USC	30	324...10.8
1988-89	Fran Ciak, ASU	28	285...10.2
1989-90	S. VanEmbricqs, UCLA	29	278...9.6
1990-91	Teresa Palmisano, CAL	28	284...10.1
1991-92	Natalie Williams, UCLA	23	318...13.8
1992-93	Natalie Williams, UCLA	23	310...13.5
1993-94	Natalie Williams, UCLA	24	314...13.1
1994-95	Tina Thompson, USC	28	294...10.5
1995-96	Tanja Kostic, OSU	28	303...10.8
1996-97	Amber Hall, WASH	22	244...11.1
1997-98	Amber Hall, WASH	28	313...11.2
1998-99	Amber Hall, WASH	27	282...10.4
1999-00	Maylana Martin, UCLA	29	252...8.7
2000-01	Nicole Powell, STAN	30	255...8.5
2001-02	Nicole Powell, STAN	35	327...9.3
2002-03	Shawntinice Polk, ARIZ	31	335...10.8
2003-04	Nicole Powell, STAN	31	346...11.2
2004-05	Kate Benz, WSU	28	254...9.1
2005-06	Kate Benz, WSU	28	255...9.1
2006-07	Ashley Walker, CAL	32	277...8.7
2007-08	Ashley Walker, CAL	34	317...9.3
2008-09	Ify Ibekwe, ARIZ	29	336...11.6
2009-10	Ify Ibekwe, ARIZ	31	352...11.4
2010-11	Ify Ibekwe, ARIZ	32	314...9.8

## FIELD GOAL PCT.

	FGM.....	FGA...	PCT.
1986-87	Monica Lamb, USC	224	381...588
1987-88	Tammy Leikem, ARIZ	120	211...569
1988-89	Stefanie Kasperski, ORE	264	436...606
1989-90	Trisha Stevens, STAN	240	437...549
1990-91	Kim Conway, ARIZ	125	214...584
1991-92	Carmille Thompson, WSU	153	260...588
1992-93	Debbie Sporich, ORE	124	206...602
1993-94	Sara Wilson, ORE	144	243...593
1994-95	Tina Lelas, OSU	143	232...616
1995-96	Kisa Hughes, UCLA	158	274...577
1996-97	Maylana Martin, UCLA	171	306...559
1997-98	Marte Alexander, ARIZ	142	239...594
1998-99	Jenny Mowe, ORE	95	159...597
1999-00	Tatum Brown, ARIZ	154	251...590
2000-01	Jenny Mowe, ORE	100	168...595
2001-02	Bethany Donaphin, STAN	137	232...591
2002-03	Shawntinice Polk, ARIZ	218	358...609
2003-04	Shawntinice Polk, ARIZ	230	401...574
2004-05	Kristen Kovesdy, ASU	168	274...613
2005-06	Kristen Kovesdy, ASU	165	275...600
2006-07	Judie Lomax, OSU	120	186...645
2007-08	Jayne Appel, STAN	251	427...588
<b>2008-09</b>	<b>NNEMKADI OGWUMIKE, STAN</b>	<b>161</b>	<b>256.. 629</b>
<b>2009-10</b>	<b>NNEMKADI OGWUMIKE, STAN</b>	<b>266</b>	<b>445.. 598</b>
<b>2010-11</b>	<b>NNEMKADI OGWUMIKE, STAN</b>	<b>231</b>	<b>394.. 586</b>

## 3-PT FIELD GOAL PCT.

	3F.....	ATT ...	PCT.
1986-87	.....	.....	.....
1987-88	Jennifer Azzi, STAN	70	162...432
1988-89	Jennifer Azzi, STAN	53	107...495
1989-90	Katy Steding, STAN	71	153...464
1990-91	Jennifer Bourn, ORE	49	111...441
1991-92	Jennifer Self, CAL	64	149...430
1992-93	Laura Moore, WASH	64	159...403
1993-94	Anette Mollerstrom, OSU	43	93...462
1994-95	Lisa Kotilainen, ASU	27	58...466
1995-96	Erica Mashia, USC	38	87...437
1996-97	Kate Starbird, STAN	74	174...425
1997-98	Joanna Smith, WSU	39	84...464
1998-99	Michelle Tom, ASU	29	69...420
1999-00	Lauren St. Clair, STAN	30	131...466
2000-01	Felicia Ragland, OSU	63	136...463
2001-02	Kelly Suminski, STAN	38	82...463
2002-03	Giuliana Mendiola, WASH	38	82...463
2003-04	Susan Borchardt, STAN	55	126...437
2004-05	Kristin Iwanaga, CAL	43	82...524
2005-06	Krista Rappahahn, STAN	91	208...438
2006-07	Taylor Lilley, ORE	39	77...506
2007-08	Alexis Gray-Lawson, CAL	56	140...400
2008-09	Briann January, ASU	65	145...448
2009-10	Victoria Kenyon, ORE	37	85...435
2010-11	Jackie Gemelos, USC	52	123...423

## FREE THROW PCT.

	FTM ..	FTA ...	PCT.
1986-87	Sherry Poole, ASU	84	100...840
1987-88	Jonni Gray, WSU	61	76...803
1988-89	Angie Miller, WSU	106	126...841
1989-90	Karen O'Connor, ASU	114	137...832
1990-91	Julie Zeilstra, STAN	149	175...851
1991-92	Lisa Salsman, ASU	65	75...867
1992-93	Laura Moore, WASH	75	92...815
1993-94	Jessica Schutt, ORE	56	67...836
1994-95	Sally Crowe, ORE	102	118...864
1995-96	Andrea Constand, ARIZ	64	71...901
1996-97	Kate Starbird, STAN	129	157...822
1997-98	Sonja Curtis, ORE	101	121...835
1998-99	Milena Flores, STAN	83	104...798
1999-00	Milena Flores, STAN	71	81...877
2000-01	Michelle Greco, UCLA	77	89...865
2001-02	Shaquala Williams, ORE	108	119...908
2002-03	Nicole Powell, STAN	98	112...875
2003-04	Nicole Powell, STAN	161	188...856
2004-05	Kristin Iwanaga, CAL	85	91...934
2005-06	Gabrielle Richards, ORE	60	66...909
2006-07	Emily Westerberg, ASU	133	153...869
2007-08	Briann January, ASU	114	132...864
2008-09	Mercedes Fox-Griffin, OSU	81	90...900
<b>2009-10</b>	<b>REIKO THOMAS, ARIZ</b>	<b>75</b>	<b>83... 904</b>
2010-11	Jeanette Pohlen, STAN	75	84...893

## STEALS

	G.....	ST .....	AVG
1986-87	Penny Bowden, WSU	28	88...3.1
1987-88	Penny Bowden, WSU	28	96...3.4
1988-89	Karen O'Connor, ASU	28	86...3.1
1989-90	Tammy Story, USC	27	91...3.4
1990-91	Tammy Story, USC	30	96...3.2
1991-92	Vanessa Selden, ORE	27	84...3.1
1992-93	Nicole Anderson, UCLA	27	100...3.7
1993-94	Nikki Thompson, ASU	25	104...4.2
1994-95	Eliza Sokolowska, CAL	27	100...3.7
1995-96	Jade Hyett, WSU	29	85...2.9
1996-97	Jade Hyett, WSU	27	123...4.6
1997-98	Stephanie Freeman ASU	26	77...3.0
1998-99	Julia Gray, WASH	29	86...3.0
1999-00	Courtney Johnson, CAL	24	76...3.2
2000-01	Courtney Johnson, CAL	28	89...3.2
2001-02	Felicia Ragland, OSU	32	79...2.5
2002-03	Michelle Greco, UCLA	29	81...2.79
2003-04	Lisa Willis, UCLA	30	100...3.3
2004-05	Lisa Willis, UCLA	28	102...3.64
2005-06	Lisa Willis, UCLA	32	115...3.59
2006-07	Emily Florence, WASH	31	68...2.19
2007-08	Briann January, ASU	33	72...2.18
2008-09	Sami Whitcomb, WASH	30	68...2.27
2009-10	Kiki Moore, WSU	30	95...3.2
<b>2010-11</b>	<b>ELIZA PIERRE, CAL</b>	<b>34</b>	<b>90... 2.6</b>

## BLOCKED SHOTS

	G.....	BS.....	AVG
1986-87	Monica Lamb, USC	30	82...2.7
1987-88	Stefanie Kasperski, ORE	28	119...4.3
1988-89	Stefanie Kasperski, ORE	32	111...3.5
1989-90	Stefanie Kasperski, ORE	29	92...3.2
1990-91	Lisa Leslie, USC	30	78...2.6
1991-92	Lisa Leslie, USC	31	94...3.1
1992-93	Lisa Leslie, USC	29	55...2.0
1993-94	Lisa Leslie, USC	30	94...3.1
1994-95	Renae Fegent, ORE	28	65...2.3
1995-96	Renae Fegent, ORE	29	74...2.6
1996-97	Michelle Campbell, USC	28	59...2.1
1997-98	Marte Alexander, ARIZ	29	53...1.8
1998-99	Jenny Mowe, ORE	31	63...2.0
1999-00	Sissel Pierce, OSU	29	85...2.9
2000-01	Denise Woods, USC	27	51...1.9
2001-02	Cori Enghusen, STAN	35	58...1.7
2002-03	Shawntinice Polk, ARIZ	31	80...2.58
2003-04	Shawntinice Polk, ARIZ	33	80...2.42
2004-05	Shawntinice Polk, ARIZ	30	62...2.07
2005-06	Ashley Walker, CAL	30	51...1.70
2006-07	Jayne Appel, STAN	33	61...1.85
2007-08	Jayne Appel, STAN	39	84...2.15
2008-09	Jayne Appel, STAN	38	70...1.84
<b>2009-10</b>	<b>CARLY NOYES, WSU</b>	<b>30</b>	<b>57... 1.9</b>
2010-11	EL SARA GREER, OSU	30	92...3.1

## MOST POINTS (40-POINT CLUB)

50	Cherie Nelson, USC vs. California, Mar. 10, 1989
49	Tina Thompson, USC vs. UCLA, Jan. 27, 1996
47	Alexis Gray-Lawson, CAL at OSU, Jan. 23, 2010
46	Jayne Appel, STAN vs. Iowa State, Mar. 30, 2009
46	Karon Howell, USC vs. Arizona, Feb. 18, 1989
45	Jennifer Bennett, CAL vs. Arizona, Jan. 26, 1987
44	Jennifer Bennett, CAL vs. Washington, Feb. 12, 1987
44	Cherie Nelson, USC vs. Oregon State, Mar. 3, 1989
44	Kate Starbird, STAN vs. USC, Jan. 13, 1996
44	Candice Wiggins, STAN vs. Texas-El Paso, Mar. 24, 2008
43	Natalie Williams, UCLA vs. California, Feb. 24, 1994
43	Tanja Kostic, OSU vs. Boise State, Dec. 16, 1995
43	Giuliana Mendiola, WASH vs. UCLA, Feb. 1, 2003
42	Talisa Rhea, OSU vs. Sacramento State, Nov. 16, 2008
42	Dora Dome, UCLA vs. California, Feb. 5, 1987
42	Judy Shannon, OSU vs. Washington, Jan. 4, 1991
41	Melanie Francis, ASU vs. New Mexico, Jan. 1, 1994
41	Jenni Ruff, WSU vs. California, Feb. 24, 1996
41	Candice Wiggins, STAN vs. Maryland, Mar. 31, 2008
40	Shannon Howell, OSU vs. Washington, Jan. 17, 2004
40	Kate Starbird, STAN vs. USC, Jan. 12, 1997


## MOST REBOUNDS (20-REBOUND CLUB)

25	Natalie Williams, UCLA vs. Arizona State, Feb. 20, 1994
23	Nnemkadi Ogwumike, STAN at Oregon, Jan. 23, 2010
23	Cherie Nelson, USC vs. Oregon State, Feb. 22, 1987
23	Lisa Leslie, USC vs. San Diego State, Dec. 4, 1990
23	Ingrid Dixon, CAL vs. Arizona State, Jan. 15, 1994
23	Natalie Williams, UCLA vs. USC, Feb. 4, 1994
23	Shavaki Jackson, CAL vs. Washington, Jan. 29, 2000
23	Ashley Walker, CAL vs. Fresno State, Nov. 10, 2007
22	Ify Ibekwe, ARIZ vs. Arizona State, Feb. 13, 2011
22	Ify Ibekwe, ARIZ at Iona, Nov. 14, 2009
22	Fran Ciak, ASU vs. Morgan State, Dec. 30, 1988
22	Natalie Williams, UCLA vs. Oregon, Mar. 14, 1992
22	Cathrine Kraayeveld, Oregon vs. Montana, Dec. 29, 2002
22	Amy Saneholtz, WSU vs. Arizona State, Mar. 2, 1995
22	Janae Hubbard, UCLA vs. Arizona, Mar. 6, 1999
21	Kate Benz, WSU vs. Idaho State, Nov. 26, 2005
21	Andrea Bills, ORE vs. Montana, Dec. 12, 2003
21	Nicole Powell, STAN vs. Oregon, Jan. 13, 2002
21	Amber Hall, WASH vs. Arizona State, Jan. 8, 1998
21	Natalie Williams, UCLA vs. Oregon, Jan. 13, 1993
21	Natalie Williams, UCLA vs. Michigan State, Dec. 29, 1992
20	Kayla Pedersen, STAN at San Francisco, Dec. 22, 2010
20	Jasmine Dixon, UCLA at Oregon, Feb. 27, 2010
20	Talia Caldwell, CAL vs. Oregon, Feb. 24, 2011
20	Ify Ibekwe, ARIZ vs. Arizona State, Feb. 21, 2009
20	Ify Ibekwe, ARIZ at Boise State, Dec. 29, 2008
20	Jayne Appel, STAN vs. Utah, Nov. 18, 2007
20	Andrea Bills, ORE at Santa Clara, Dec. 16, 2003
20	Ebony Hoffman, USC vs. UCLA, Feb. 8, 2003
20	Ebony Hoffman, USC vs. Washington State, Mar. 7, 2003
20	Shavaki Jackson, CAL vs. Arizona State, Mar. 9, 2000
20	Kisa Hughes, UCLA vs. Boise State, Dec. 3, 1994
20	Natalie Williams, UCLA vs. Oregon State, Jan. 16, 1993

2011-12 Returnees in Bold



ASSISTS	G	AST	AVG	
1986-87	Anja Hellman, CAL	31	215	6.9
1987-88	Paula Pyers, USC	30	181	6.0
1988-89	Jennifer Azzi, STAN	31	203	6.5
1989-90	Sonja Henning, STAN	33	221	6.7
1990-91	Sonja Henning, STAN	32	237	7.4
1991-92	Ryneldi Becenti, ASU	29	201	6.9
1992-93	Ryneldi Becenti, ASU	27	195	7.2
1993-94	Boky Vidic, OSU	21	176	8.4
1994-95	Boky Vidic, OSU	29	203	7.0
1995-96	Brenda Pantoja, ARIZ	30	278	9.3
1996-97	Jade Hyett, WSU	27	205	7.6
1997-98	Milena Flores, STAN	27	165	6.1
1998-99	Milena Flores, STAN	30	219	7.3
1999-00	Milena Flores, STAN	30	178	5.9
2000-01	Reshea Bristol, ARIZ	32	242	7.6
2001-02	Nicole Powell, STAN	35	220	6.3
2002-03	Giuliana Mendiola, WASH	30	162	5.4
2003-04	Corrie Mizusawa, ORE	29	180	6.2
2004-05	Corrie Mizusawa, ORE	30	209	6.97
2005-06	Nikki Blue, UCLA	32	189	5.91
2006-07	Mercedes Fox-Griffin, OSU	28	180	6.43
2007-08	Ashley Whisonant, ARIZ	29	141	4.86
2008-09	Briann January, ASU	35	167	4.77
2009-10	<b>ASHLEY CORRAL, USC</b>	<b>31</b>	<b>154</b>	<b>5.0</b>
2010-11	Sarah Morton, WASH	24	118	4.9



One of the most decorated players in women's basketball, USC's Lisa Leslie is the all-time Pac-10 rebounding leader.



Arizona's Adia Barnes ranks in the top-five in Pac-10 history in scoring and top 15 in rebounding.

SCORING	G	PTS	AVG	
1986-87	USC	30	2484	82.8
1987-88	USC	30	2432	81.1
1988-89	Stanford	31	2724	87.9
1989-90	Stanford	33	3036	92.8
1990-91	Stanford	32	2732	85.4
1991-92	Stanford	33	2825	85.6
1992-93	Stanford	32	2527	79.0
1993-94	Stanford	31	2592	83.6
1994-95	Stanford	33	2788	84.5
1995-96	Stanford	32	2485	77.7
1996-97	Stanford	36	3033	84.3
1997-98	Stanford	27	2314	85.7
1998-99	UCLA	34	2896	85.2
1999-00	Arizona	32	2484	77.6
2000-01	Arizona	32	2521	78.8
2001-02	Stanford	35	2809	80.3
2002-03	Washington	30	2267	75.6
2003-04	Arizona	33	2386	72.3
2004-05	Stanford	35	2724	77.8
2005-06	Stanford	34	2671	78.6
2006-07	Arizona State	36	2606	72.4
2007-08	Stanford	39	2928	75.1
2008-09	Stanford	38	2839	76.1
2009-10	Oregon	34	2767	81.4
2010-11	Stanford	36	2856	79.3

SCORING MARGIN	OWN	OPP	DIFF	
1986-87	Washington	76.7	64.1	12.6
1987-88	Washington	77.5	62.6	14.9
1988-89	Stanford	87.9	68.3	19.5
1989-90	Stanford	92.8	66.2	23.0
1990-91	Stanford	85.4	70.7	14.7
1991-92	Stanford	85.6	70.1	15.5
1992-93	Stanford	79.0	63.3	15.6
1993-94	Stanford	83.6	65.7	17.9
1994-95	Stanford	84.5	60.8	23.7
1995-96	Stanford	77.7	60.0	17.7
1996-97	Stanford	84.3	61.1	23.1
1997-98	Stanford	85.7	70.9	14.9
1998-99	UCLA	85.2	72.9	12.3
1999-00	Arizona	77.6	67.7	9.9
2000-01	Arizona	78.8	69.7	9.1
2001-02	Stanford	80.3	61.4	18.9
2002-03	Stanford	70.7	58.9	11.8
2003-04	Stanford	70.4	58.4	11.9
2004-05	Stanford	77.8	56.0	21.9
2005-06	Stanford	78.6	62.9	15.7
2006-07	Stanford	71.3	57.1	14.2
2007-08	Stanford	75.1	56.4	18.7
2008-09	Stanford	76.1	55.8	20.3
2009-10	Stanford	76.1	53.9	22.2
2010-11	Stanford	79.3	55.5	23.9

REBOUNDING	G	REB	AVG	
1986-87	Oregon	30	1387	46.2
1987-88	UCLA	30	1306	43.5
1988-89	Arizona State	28	1234	44.1
1989-90	USC	27	1183	43.8
1990-91	Arizona State	28	1337	47.8
1991-92	UCLA	31	1432	46.2
1992-93	Stanford	32	1410	44.1
1993-94	USC	30	1377	45.9
1994-95	Stanford	33	1412	42.8
1995-96	Oregon State	28	1167	41.7
1996-97	Washington	28	1259	45.0
1997-98	Washington	28	1244	44.4
1998-99	Washington	29	1290	44.5
1999-00	UCLA	29	1209	41.7
2000-01	Washington	32	1351	42.2
2001-02	Stanford	35	1517	43.3
2002-03	Arizona	31	1234	39.8
2003-04	Arizona	33	1265	38.3
2004-05	USC	31	1251	40.4
2005-06	Stanford	34	1395	41.0
2006-07	Stanford	34	1454	42.8
2007-08	UCLA	31	1309	42.2
2008-09	Stanford	38	1663	43.8
2009-10	Stanford	38	1719	45.2
2010-11	Stanford	36	1565	43.5

REBOUNDING MARGIN	OWN	OPP	DIFF	
1986-87	Washington	42.4	34.5	7.9
1987-88	UCLA	43.5	36.0	7.5
1988-89	Oregon	42.7	37.3	5.4
1989-90	Stanford	43.2	35.5	7.6
1990-91	Oregon State	44.5	38.9	5.6
1991-92	Stanford	43.0	38.6	4.4
1992-93	USC	40.5	35.2	5.3
1993-94	USC	45.9	40.6	5.3
1994-95	Stanford	42.8	33.6	9.2
1995-96	Stanford	41.1	35.3	5.8
1996-97	Stanford	43.7	35.6	5.8
1997-98	Stanford	39.3	30.8	8.6
1998-99	UCLA	43.3	38.3	5.0
1999-00	Oregon State	39.7	34.0	5.7
2000-01	Oregon State	38.0	34.4	3.6
2001-02	Stanford	43.3	35.0	8.3
2002-03	Stanford	39.2	31.2	8.0
2003-04	Arizona	38.3	33.5	4.8
2004-05	Stanford	39.5	33.2	6.2
2005-06	Arizona State	37.8	31.3	6.4
2006-07	Stanford	42.8	35.4	7.4
2007-08	California	40.9	33.1	7.7
2008-09	Stanford	43.8	30.5	13.2
2009-10	Stanford	45.2	33.5	11.8
2010-11	Stanford	43.5	31.9	11.6

FIELD GOAL PCT	FGM	FGA	PCT	
1986-87	USC	1006	2035	49.4
1987-88	Oregon	765	1651	46.3
1988-89	Stanford	1027	2092	49.1
1989-90	Stanford	1160	2317	50.1
1990-91	Washington	835	1764	47.3
1991-92	Stanford	1021	2114	48.3
1992-93	California	837	1815	46.1
1993-94	Oregon State	837	1752	47.8
1994-95	Oregon State	867	1779	48.7
1995-96	Arizona	862	1762	48.9
1996-97	Stanford	1093	2317	47.2
1997-98	Stanford	800	1536	52.1
1998-99	UCLA	1081	2272	47.6
1999-00	Stanford	798	1221	46.4
2000-01	Arizona	914	1946	47.0
2001-02	Stanford	1027	2151	47.7
2002-03	Arizona	883	1888	46.8
2003-04	Arizona	919	2002	45.9
2004-05	Stanford	994	2063	48.2
2005-06	Stanford	999	2137	46.7
2006-07	Arizona State	454	2052	46.5
2007-08	Stanford	1096	2395	45.8
2008-09	Stanford	1098	2323	47.3
2009-10	Stanford	1066	2302	46.3
2010-11	Stanford	1062	2160	49.2

3-PT FIELD GOAL PCT	FGM	FGA	PCT	
1987-88	Arizona State	24	58	41.4
1988-89	Oregon	51	115	44.3
1989-90	Stanford	177	420	42.1
1990-91	Washington	80	192	41.7
1991-92	California	134	346	38.7
1992-93	Oregon	155	429	36.1
1993-94	Oregon State	72	185	38.9
1994-95	Washington State	144	423	34.0
1995-96	Arizona	155	406	38.2
1996-97	Stanford	205	544	37.7
1997-98	Stanford	151	381	39.6
1998-99	Washington State	200	568	35.2
1999-00	Stanford	213	522	40.8
2000-01	Stanford	188	504	37.3
2001-02	Stanford	258	657	39.3
2002-03	Washington	246	676	36.4
2003-04	Stanford	256	679	37.7
2004-05	Stanford	221	581	38.0
2005-06	Stanford	241	609	39.6
2006-07	Arizona State	176	466	37.8
2007-08	California	155	447	34.7
2008-09	Arizona State	180	458	39.3
2009-10	Oregon	284	799	33.5
2010-11	Stanford	225	623	36.1

FREE THROW PCT.	FTM	FTA	PCT	
1986-87	California	592	799	74.1
1987-88	Stanford	451	608	74.2
1988-89	Washington State	485	671	72.3
1989-90	Stanford	566	741	76.4
1990-91	Stanford	593	810	73.2
1991-92	Stanford	633	861	73.5
1992-93	Stanford	462	654	70.6
1993-94	Stanford	499	677	73.7
1994-95	Oregon	479	665	72.0
1995-96	Stanford	521	726	71.8
1996-97	Stanford	642	887	72.4
1997-98	Stanford	563	783	71.9
1998-99	Arizona	520	721	72.1
1999-00	Washington State	337	453	74.4
2000-01	Stanford	413	573	72.1
2001-02	Arizona	445	601	74.0
2002-03	Stanford	472	611	77.3
2003-04	Stanford	476	589	80.8
2004-05	Stanford	515	685	75.2
2005-06	Oregon	344	459	74.9
2006-07	Arizona State	571	768	75.1
2007-08	Stanford	509	704	72.3
2008-09	Oregon State	462	621	74.4
2009-10	Stanford	522	710	73.5
2010-11	Stanford	507	683	74.2

ASSISTS	G	AST	AVG	
1986-87	California	31	619	20.0
1987-88	Stanford	32	577	18.0
1988-89	Stanford	31	656	21.2
1989-90	Stanford	33	758	23.0
1990-91	Stanford	32	646	20.2
1991-92	Stanford	33	613	18.6
1992-93	Stanford	32	599	18.7
1993-94	Stanford	31	614	19.8
1994-95	Stanford	33	682	20.7
1995-96	Arizona	30	581	19.4
1996-97	Stanford	36	666	18.5
1997-98	Stanford	27	496	18.4
1998-99	UCLA	34	565	16.6
1999-00	Arizona	32	574	17.9
2000-01	Arizona	32	531	16.6
2001-02	Stanford	35	672	19.2
2002-03	Washington	30	549	18.3
2003-04	Arizona State	29	475	16.4
2004-05	Arizona State	34	579	17.0
2005-06	Arizona State	32	588	18.4
2006-07	Arizona State	36	652	18.1
2007-08	Stanford	39	674	17.2
2008-09	Stanford	38	716	18.8
2009-10	Stanford	38	666	17.5
2010-11	Stanford	36	635	17.64

STEALS	G	ST	AVG	
1986-87	Oregon State	28	339	12.1
1987-88	Washington	30	366	12.2
1988-89	Stanford	31	333	10.7
1989-90	UCLA	29	311	10.7
1990-91	Oregon State	28	350	12.5
1991-92	Arizona State	29	420	14.5
1992-93	Arizona State	27	372	13.8
1993-94	Arizona State	25	338	13.5
1994-95	California	27	336	12.4
1995-96	UCLA	27	343	12.7
1996-97	Arizona	31	399	12.9
1997-98	UCLA	29	341	11.8
1998-99	UCLA	34	435	12.8
1999-00	UCLA	29	321	11.1
2000-01	UCLA	29	324	11.2
2001-02	USC	30	303	10.1
2002-03	UCLA	29	383	13.2
2003-04	UCLA	30	369	12.3
2004-05	UCLA	28	333	11.9
2005-06	UCLA	32	334	10.4
2006-07	Washington	31	303	9.7
2007-08	UCLA	31	317	10.2
2008-09	UCLA	31	333	10.7
2009-10	UCLA	34	362	10.6
2010-11	UCLA	33	420	12.7


MOST POINTS - TEAM	
122	Stanford vs. Cal State Fullerton, Dec. 10, 1994
122	Stanford vs. Long Beach State, Dec. 8, 1993
119	Arizona vs. Oregon, Jan. 16, 2010
119	Stanford vs. Wisconsin, Nov. 25, 1988
119	Arizona State vs. Marquette, Dec. 5, 1992
118	Arizona State vs. Long Island University, Dec. 20, 1997
117	Oregon at Cal State Fullerton, Nov. 27, 2009
116	Stanford vs. Arizona, Feb. 23, 1991
115	UCLA vs. Arizona, Jan. 13, 1991
115	California vs. USC, Mar. 10, 1989
114	Stanford vs. Arkansas, Mar. 24, 1990
114	Oregon vs. New Mexico State, Dec. 7, 1990
113	Stanford vs. Arizona State, Jan. 13, 1994
113	Stanford vs. California, Feb. 1, 1991
113	Stanford vs. Ohio, Nov. 25, 1989
113	Stanford vs. Arizona, Feb. 24, 1990
112	Oregon at Arizona, Jan. 16, 2010
112	Stanford vs. Washington, Jan. 8, 2009
112	Stanford vs. California, March 2, 1990
112	UCLA vs. Arizona, Feb. 7, 1991
112	Arizona vs. CS Northridge, Dec. 13, 1991
112	Stanford vs. Oral Roberts, Dec. 19, 1991

MOST REBOUNDS - TEAM	
75	Oregon vs. Sacramento State, Nov. 28, 2010
74	Oregon State vs. Hawai'i, Dec. 20, 1993
73	Arizona State vs. Cleveland State, Dec. 7, 1990
70	Washington vs. Northern Illinois, Nov. 30, 1991
68	Stanford vs. Oregon, Jan. 27, 2011
68	Arizona vs. Cal State-Fullerton, Dec. 8, 1995
66	UCLA vs. Loyola Marymount, Jan. 20, 1987
65	UCLA vs. UC Irvine, Nov. 30, 2005
64	Washington vs. USC, Feb. 9, 2006
64	UCLA vs. UC Santa Barbara, Nov. 27, 1993
64	USC vs. UCLA, Feb. 4, 1994
64	Washington vs. Idaho State, Dec. 4, 1987
64	Arizona State vs. Morgan State, Dec. 30, 1988
64	California vs. Washington, Jan. 29, 2000
63	Arizona vs. Washington State, Feb. 11, 1993
63	Washington vs. Vanderbilt, Mar. 15, 1997
62	Stanford vs. USC, Jan. 29, 2009
62	USC vs. Marquette, Nov. 26, 1994
62	UCLA vs. Arizona, Jan. 13, 1990
62	California vs. St. Mary's, Nov. 28, 1989
62	Washington State vs. Arizona, Jan. 16, 1993
62	USC vs. Marquette, Nov. 26, 1994
62	Stanford vs. Princeton, Nov. 29, 2003
62	California vs. Saint Mary's, Nov. 30, 2007

BLOCKED SHOTS	G	BS	AVG	
1986-87	Oregon	30	164	5.5
1987-88	Oregon	28	161	5.8
1988-89	Oregon	32	148	4.6
1989-90	Oregon	29	130	4.5
1990-91	Oregon State	28	120	4.3
1991-92	Stanford	33	112	3.4
1992-93	USC	29	141	4.9
1993-94	USC	30	172	5.7
1994-95	USC	28	116	4.1
1995-96	Oregon	29	105	3.6
1996-97	USC	29	132	4.6
1997-98	Oregon State	27	87	3.2
1998-99	Stanford	30	137	4.6
1999-00	Oregon State	30	147	4.9
2000-01	Stanford	30	176	5.9
2001-02	Stanford	35	196	5.6
2002-03	Oregon State	30	117	3.9
2003-04	Oregon State	32	127	3.9
2004-05	Arizona	32	131	4.1
2005-06	Stanford	34	146	4.3
2006-07	Stanford	34	189	5.5
2007-08	Stanford	39	187	4.8
2008-09	Stanford	38	177	4.7
2009-10	Oregon	34	149	4.4
2010-11	Oregon State	30	143	4.77

FG PCT. DEFENSE	FGM	FGA	PCT	
1986-87	Oregon	851	2115	40.2
1987-88	Oregon	731	1974	37.0
1988-89	Oregon	902	2262	39.9
1989-90	Stanford	832	2029	41.0
1990-91	USC	742	1929	38.5
1991-92	Stanford	901	2221	40.6
1992-93	USC	635	1696	37.4
1993-94	USC	750	2015	37.2
1994-95	Stanford	706	1814	38.9
1995-96	Arizona	718	1870	38.4
1996-97	Stanford	806	2168	37.2
1997-98	Arizona	729	1767	41.3
1998-99	Oregon	654	1797	36.4
1999-00	Oregon State	625	1606	38.9
2000-01	Oregon	648	1645	39.4
2001-02	Stanford	756	2183	34.6
2002-03	Arizona	698	1848	37.8
2003-04	Stanford	476	589	80.8
2004-05	Stanford	715	2035	35.1
2005-06	Oregon	613	1696	36.1
2006-07	Stanford	702	2027	34.6
2007-08	California	692	1970	35.1
2008-09	Stanford	761	2163	35.2
2009-10	Stanford	798	2351	33.9
2010-11	Stanford	732	2180	33.6

SCORING DEFENSE	G	PTS	AVG	
1986-87	Washington	30	1924	64.1
1987-88	Washington	30	1879	62.6
1988-89	Washington	33	2181	66.1
1989-90	Washington	31	1865	60.2
1990-91	Washington	29	1808	62.3
1991-92	USC	31	1963	63.3
1992-93	USC	29	1731	59.7
1993-94	Washington	29	1848	63.7
1994-95	Stanford	33	2007	60.8
1995-96	Oregon	29	1732	59.7
1996-97	Oregon	29	1726	59.5
1997-98	Arizona	30	1995	66.5
1998-99	Oregon	31	1836	59.2
1999-00	Oregon State	30	1831	61.0
2000-01	Arizona State	31	1908	61.5
2001-02	Arizona State	34	2008	59.1
2002-03	Stanford	32	1886	58.9
2003-04	Stanford	34	1986	58.4
2004-05	Arizona State	34	1860	54.7
2005-06	Oregon	29	1705	58.8
2006-07	Stanford	34	1943	57.1
2007-08	California	34	1845	54.3
2008-09	California	34	1864	54.8
2009-10	Stanford	38	2049	53.9
2010-11	UCLA	33	1826	55.3



Oregon State's Tanja Kostic is third in the Pac-10 career scoring records and ninth in rebounding.

**ALL-TIME PAC-12 HEAD COACHES**

*Since 1981-82*

	YRS	ALL GAMES			PAC-12 GAMES		
		W	L	PCT	W	L	PCT
<b>ARIZONA</b>							
Judy LeWinter	4 (1982-85)	25	79	.240			
Wendy Larry	2 (1986-87)	30	27	.526	4	14	.222
June Olkowski	4 (1988-91)	34	82	.349	14	58	.194
Joan Bonvicini	17 (1992-08)	287	223	.563	152	453	.484
Niya Butts	3 (2009-pres.)	47	48	.495	20	34	.370
<b>ARIZONA STATE</b>							
Julienne Simpson	6 (1982-87)	101	68	.598	4	14	.222
Maura McHugh	6 (1988-93)	84	84	.500	39	69	.366
Jacqueline Hullah	3 (1994-96)	20	60	.250	8	46	.148
Charli Turner Thorne	15 (1997-pres.)	288	179	.617	155	115	.574
<b>CALIFORNIA</b>							
Gooch Foster	15 (1982-96)	239	196	.549	77	108	.407
Marianne Stanley	4 (1997-00)	35	75	.318	16	56	.222
Caren Horstmeyer	5 (2000-05)	52	91	.363	23	67	.255
Joanne Boyle	6 (2006-11)	137	64	.682	70	38	.648
<b>COLORADO</b>							
Sox Walseth	2 (1982-83)	49	16	.764			
Ceal Barry	22 (1984-05)	427	242	.638			
Kathy McConnell-Miller	5 (2006-10)	65	88	.425			
Linda Lapp	1 (2010-pres.)	18	16	.529			
<b>OREGON</b>							
Elwin Heiny	12 (1982-93)	208	140	.598	58	68	.460
Jody Runge	8 (1994-01)	160	73	.687	100	44	.694
Bev Smith	8 (2002-2009)	123	121	.504	61	83	.424
Paul Westhead	2 (2010-pres.)	31	33	.484	11	25	.306
<b>OREGON STATE</b>							
Aki Hill	14 (1982-95)	214	185	.536	63	99	.389
Judy Spaelstra	10 (1996-05)	133	158	.457	67	113	.372
LaVonda Wagner	5 (2006-10)	68	85	.444	26	64	.289
Scott Rueck	1 (2011-pres.)	9	21	.300	2	16	.111
<b>STANFORD</b>							
Dotty McCrea	4 (1982-85)	52	66	.441			
Marianne Stanley^	1 (1996)	29	3	.906	18	0	1.000
Amy Tucker^	1 (1996)	29	3	.906	18	0	1.000
Tara VanDerveer	24 (1987-95,97-pres.)	661	132	.834	374	58	.866
^ - Stanley and Tucker were acting co-head coaches during the 1995-96 campaign while VanDerveer was on sabbatical coaching the U.S. National Team/Olympic Team.							
<b>UCLA</b>							
Billie Moore	11 (1982-93)	198	149	.571	73	53	.579
Kathy Olivier	15 (1994-08)	232	208	.527	142	128	.525
Nikki Caldwell	2 (2009-11)	72	26	.734	40	14	.741
<b>USC</b>							
Linda Sharp	8 (1982-89)	191	56	.773	38	16	.704
Marianne Stanley	4 (1990-93)	71	46	.607	45	27	.625
Cheryl Miller	2 (1994-95)	44	14	.759	26	10	.722
Fred Williams	2 (1996-97)	33	23	.589	21	15	.583
Chris Gobrecht	7 (1998-04)	93	108	.463	58	68	.460
Mark Trakh	5 (2005-08)	90	64	.584	52	38	.578
Michael Cooper	2 (2010-pres.)	43	25	.632	22	14	.611
<b>UTAH</b>							
Fern Gardner	2 (1982-83)	40	18	.690			
Elaine Elliott	27 (1983-10)	582	234	.713			
Anthony Levretts	1 (2011-pres.)	18	17	.514			
<b>WASHINGTON</b>							
Sue Kruszewski	2 (1982-83)	31	22	.585			
Joyce Sake	2 (1984-85)	43	10	.811			
Chris Gobrecht	11 (1985-96)	243	89	.732	134	52	.720
June Daugherty	12 (1997-07)	191	139	.578	113	85	.567
Tia Jackson	4 (2008-11)	45	75	.375	24	48	.333
<b>WASHINGTON STATE</b>							
Sue Durrant	1 (1982)	15	14	.517			
Harold Rhodes	17 (1983-99)	194	271	.417	76	158	.325
Jenny Przekwas	3 (1999-02)	17	68	.200	7	47	.130
Sherri Murrell	5 (2003-07)	27	114	.191	6	66	.083
June Daugherty	4 (2008-11)	32	89	.264	15	57	.208

**VICTORIES, ALL GAMES**  
(as a Pac-12 head coach)

	WINS
Tara VanDerveer, STAN	661
Chris Gobrecht, WASH/USC	312
Charli Turner Thorne, ASU	288
Joan Bonvicini, ARIZ	287
Kathy Olivier, UCLA	232
June Daugherty, WASH/WSU	223
Harold Rhodes, WSU	162
Jody Runge, ORE	160
Gooch Foster, CAL	144
Marianne Stanley, USC/STAN^/CAL	135
Judy Spaelstra, OSU	133
Bev Smith, ORE	123
Aki Hill, OSU	123
Joanne Boyle, CAL	137
Billie Moore, UCLA	115

**WIN PCT., ALL-GAMES**  
(as a Pac-12 head coach)

	PCT.	W-L
Amy Tucker, STAN ^	.906	29-3
Tara VanDerveer, STAN	.834	661-132
Joanne Boyle, CAL	.782	137-64
Cheryl Miller, USC	.759	44-14
Nikki Caldwell, UCLA	.734	72-26
Jody Runge, ORE	.687	160-73
Linda Sharp, USC	.636	56-32
Michael Cooper, USC	.632	43-25
Charli Turner Thorne, ASU	.617	288-179
Chris Gobrecht, WASH/USC	.620	312-191
Fred Williams, USC	.589	33-23
Mark Trakh, USC	.584	90-64
Billie Moore, UCLA	.572	115-86
Joan Bonvicini, ARIZ	.563	287-223
Bev Smith, ORE	.532	114-100
Kathy Olivier, UCLA	.527	232-208

**VICTORIES, PAC-12 GAMES**

	WINS
Tara VanDerveer, STAN	374
Chris Gobrecht, WASH/USC	192
Joan Bonvicini, ARIZ	152
Kathy Olivier, UCLA	142
Charli Turner Thorne, ASU	155
June Daugherty, WASH/WSU	125
Jody Runge, ORE	100
Marianne Stanley, USC/STAN^/CAL	79
Gooch Foster, CAL	77
Harold Rhodes, WSU	76
Billie Moore, UCLA	73
Joanne Boyle, CAL	70
Judy Spaelstra, OSU	67
Aki Hill, OSU	63

**WIN PCT., PAC-12 GAMES**

	PCT.	W-L
Amy Tucker, STAN ^	100.0	18-0
Tara VanDerveer, STAN	.866	374-58
Nikki Caldwell, UCLA	.741	40-14
Cheryl Miller, USC	.722	26-10
Linda Sharp, USC	.704	38-16
Jody Runge, ORE	.694	100-44
Joanne Boyle, CAL	.648	70-38
Chris Gobrecht, WASH/USC	.615	192-120
Michael Cooper, USC	.611	22-14
Fred Williams, USC	.583	21-15
Billie Moore, UCLA	.579	73-53
Mark Trakh, USC	.578	52-38
Charli Turner-Thorne, ASU	.574	155-115



## 2002

**McArthur Court, Eugene, Ore.**  
(Total Attendance: 27,415)

**Session 1 - Friday, March 1 (Att.: 5,842)**

Game 1: #7 Oregon 85, #10 Washington State 67  
Game 2: #8 UCLA 46, #9 California 42

**Session 2 - Saturday, March 2 (Att.: 5,407)**

Game 3: #7 Oregon 78, #2 Washington 64  
Game 4: #3 Arizona State 66, #6 Arizona 58

**Session 3 - Saturday, March 2 (Att.: 5,232)**

Game 5: #1 Stanford 96, #8 UCLA 61  
Game 6: #5 Oregon State 69, #4 USC 68

**Session 4 - Sunday, March 3 (Att.: 5,585)**

#3 Arizona State 64, #7 Oregon 58  
#1 Stanford 71, #5 Oregon State 55

**Session 5 - Monday, March 4 (Att.: 5,349)**

#3 Arizona State 70, #1 Stanford 63

## 2003

**HP Pavilion, San Jose, Calif.**  
(Total Attendance: 16,483)

**Session 1 - Friday, March 7 (Att.: 2,983)**

#7 USC 53, #10 Washington State 46  
#9 California 46, #8 Arizona State 38

**Session 2 - Saturday, March 8 (Att.: 2,167)**

#2 Washington 64, #7 USC 63  
#3 Arizona 70, #6 Oregon State 56

**Session 3 - Saturday, March 8 (Att.: 4,188)**

#1 Stanford 60, #9 California 35  
#4 UCLA 71, #5 Oregon 58

**Session 4 - Sunday, March 9 (Att.: 3,730)**

#3 Arizona 74, #2 Washington 51  
#1 Stanford 69, #4 UCLA 64

**Session 5 - Monday, March 10 (Att.: 3,415)**

#1 Stanford 59, #3 Arizona 49

## 2004

**HP Pavilion, San Jose, Calif.**  
(Total Attendance: 17,840)

**Session 1 - Friday, March 5 (Att.: 3,547)**

#7 Oregon State 67, #10 Washington State 43  
#9 California 82, #8 Oregon 57

**Session 2 - Saturday, March 6 (Att.: 2,549)**

#6 Washington 67, #3 USC 50  
#2 Arizona 81, #7 Oregon State 58

**Session 3 - Saturday, March 6 (Att.: 4,412)**

#1 Stanford 80, #9 California 55  
#4 UCLA 70, #5 Arizona State 50

**Session 4 - Sunday, March 7 (Att.: 3,831)**

#2 Arizona 77, #6 Washington 55  
#1 Stanford 70, #4 UCLA 66

**Session 5 - Monday, March 8 (Att.: 3,501)**

#1 Stanford 51, #2 Arizona 46

## 2005

**HP Pavilion, San Jose, Calif.**  
(Total Attendance: 17,097)

**Session 1 - Friday, March 4 (Att.: 3,067)**

#8 California 70, #9 Washington State 52  
#7 Washington 81, #10 Oregon State 68

**Session 2 - Saturday, March 5 (Att.: 2,483)**

#3 Arizona State 73, #6 UCLA 71  
#2 Oregon 64, #7 Washington 50

**Session 3 - Saturday, March 5 (Att.: 4,011)**

#1 Stanford 81, #8 California 40  
#4 USC 74, #5 Arizona 66

**Session 4 - Sunday, March 6 (Att.: 3,521)**

#3 Arizona State 54, #2 Oregon 47  
#1 Stanford 73, #4 USC 69

**Session 5 - Monday, March 7 (Att.: 4,015)**

#1 Stanford 56, #3 Arizona State 42

## 2006

**HP Pavilion, San Jose, Calif.**  
(Total Attendance: 17,979)

**Session 1 - Friday, March 3 (Att.: 3,173)**

#7 Oregon State 77, #10 Washington State 38  
#9 Arizona 64, #8 Oregon 57

**Session 2 - Saturday, March 4 (Att.: 2,637)**

#3 UCLA 80, #6 California 63  
#2 Arizona State 74, #7 Oregon State 66

**Session 3 - Saturday, March 4 (Att.: 4,371)**

#1 Stanford 77, #9 Arizona 50  
#5 USC 70, #4 Washington 67

**Session 4 - Sunday, March 5 (Att.: 3,725)**

#3 UCLA 60, #2 Arizona State 59  
#1 Stanford 73, #5 USC 44

**Session 5 - Monday, March 6 (Att.: 4,073)**

#3 UCLA 85, #1 Stanford 76 (OT)

## 2007

**HP Pavilion, San Jose, Calif.**  
(Total Attendance: 18,458)

**Session 1 - Friday, March 2 (Att.: 3,503)**

#7 UCLA 72, #10 Washington State 58  
#9 Arizona 69, #8 Oregon State 54

**Session 2 - Saturday, March 3 (Att.: 2,867)**

#3 California 63, #6 Oregon 51  
#2 Arizona State 74, #7 UCLA 64

**Session 3 - Saturday, March 3 (Att.: 4,392)**

#1 Stanford 65, #9 Arizona 55  
#5 USC 81, #4 Washington 77

**Session 4 - Sunday, March 4 (Att.: 4,117)**

#2 Arizona State 60, #3 California 53  
#1 Stanford 67, #5 USC 52

**Session 5 - Monday, March 6 (Att.: 3,579)**

#1 Stanford 62, #2 Arizona State 55

## 2008

**HP Pavilion, San Jose, Calif.**  
(Total Attendance: 19,004)

**Session 1 - Friday, March 7 (Att.: 2,905)**

#7 Oregon 66, #10 Washington State 45  
#8 Oregon State 46, #9 Arizona 31

**Session 2 - Saturday, March 8 (Att.: 2,858)**

#3 Arizona State 83, #6 Washington 64  
#2 California 67, #7 Oregon 60

**Session 3 - Saturday, March 8 (Att.: 4,402)**

#1 Stanford 64, #8 Oregon State 41  
#5 UCLA 73, #4 USC 52

**Session 4 - Sunday, March 9 (Att.: 4,318)**

#2 California 65, #3 Arizona State 61  
#1 Stanford 78, #5 UCLA 45

**Session 5 - Monday, March 10 (Att.: 4,521)**

#1 Stanford 56, #2 California 35

## 2009

**Galen Center, Los Angeles, Calif.**  
(Total Attendance: 8,109)

**Session 1 - Thursday, March 12 (Att.: 1,412)**

#10 Washington 69, #7 Oregon 43  
#9 Arizona 79, #8 Washington State 72

**Session 2 - Friday, March 13 (Att.: 1,366)**

#6 USC 70, #3 Arizona State 65  
#2 California 61, #10 Washington 41

**Session 3 - Friday, March 13 (Att.: 1,750)**

#1 Stanford 77, #9 Arizona 46  
#4 UCLA 62, #5 Oregon State 56

**Session 4 - Saturday, March 14 (Att.: 2,072)**

#6 USC 69, #2 California 67  
#1 Stanford 73, #4 UCLA 47

**Session 5 - Sunday, March 15 (Att.: 1,509)**

#1 Stanford 89, #6 USC 64



**Head coach Charli Turner Thorne led Arizona State to capture the first-ever Pac-10 Tournament title in 2002.**

**2010**

**Galen Center, Los Angeles, Calif.**  
**(Total Attendance: 8,538)**

**Session 1 - Thursday, March 11 (Att.: 1,203)**  
#8 Arizona 62, #9 Washington State 60  
#10 Oregon State 52, #7 Washington 42

**Session 2 - Friday, March 12 (Att.: 1,177)**  
#4 California 60, #5 Arizona State 50  
#1 Stanford 72, #8 Arizona 52

**Session 3 - Friday, March 12 (Att.: 1,696)**  
#3 USC 80, #6 Oregon 76  
#2 UCLA 60, #10 Oregon State 44

**Session 4 - Saturday, March 13 (Att.: 2,030)**  
#1 Stanford 64, #4 California 44  
#2 UCLA 59, #3 USC 53

**Session 5 - Sunday, March 14 (Att.: 2,432)**  
#1 Stanford 70, #2 UCLA 46

**2011**

**Galen Center/Staples Center, Los Angeles, Calif.**  
**(Total Attendance: 8,289)**

**Session 1 - Wednesday, March 9 (Att.: 1,567)**  
#3 Arizona State 50, #10 Oregon State 44  
#4 Arizona 90, #9 Oregon 89

**Session 2 - Wednesday, March 9 (Att.: 1,567)**  
#5 USC 79, #8 Washington State 66  
#6 California 58, #7 Washington 48

**Session 3 - Thursday, March 10 (Att.: 943)**  
#6 California 48, #3 Arizona State 43  
#4 Arizona 72, #5 USC 61

**Session 4 - Friday, March 11 (Att.: 1,594)**  
#1 Stanford 100, #4 Arizona 71  
#2 UCLA 63, #6 California 50

**Session 5 - Saturday, March 12 (Att.: 2,618)**  
#1 Stanford 64, #2 UCLA 55



***UCLA was the second No. 3 seed to win the Pac-10 Tournament title in the history of the tournament, winning in 2006.***

**MOST OUTSTANDING PLAYER:**

- 2002 Nicole Powell, STAN
- 2003 Nicole Powell, STAN
- 2004 Nicole Powell, STAN
- 2005 Candice Wiggins, STAN
- 2006 Lisa Willis, UCLA
- 2007 Candice Wiggins, STAN
- 2008 Candice Wiggins, STAN
- 2009 Kayla Pedersen, STAN
- 2010 Nnemkadi Ogwumike, STAN
- 2011 Nnemkadi Ogwumike, STAN

**ALL-TOURNAMENT TEAM**

- 2002** Enjoli Izidor, STAN  
Melody Johnson, ASU  
Amanda Levens, ASU  
Nicole Powell, STAN  
Felicia Ragland, OSU  
Shaquala Williams, ORE

- 2003** Nikki Blue, UCLA  
Shawntinice Polk, ARIZ  
Nicole Powell, STAN  
Kelley Suminski, STAN  
Krista Warren, ARIZ  
Dee-Dee Wheeler, ARIZ

- 2004** Nikki Blue, UCLA  
Aimee Grzyb, ARIZ  
Giuliana Mendiola, WASH  
Shawntinice Polk, ARIZ  
Nicole Powell, STAN  
Kelley Suminski, STAN.

- 2005** Nikki Blue, UCLA  
Aubree Johnson, ASU  
Kristen Kovesdy, ASU  
Eshaya Murphy, USC  
Kelley Suminski, STAN  
Candice Wiggins, STAN

- 2006** Nikki Blue, UCLA  
Kristen Kovesdy, ASU  
Noelle Quinn, UCLA  
Brooke Smith, STAN  
Lisa Willis, UCLA  
Candice Wiggins, STAN

- 2007** Jayne Appel, STAN  
Devanei Hampton, CAL  
Shay Murphy, USC  
Noelle Quinn, UCLA  
Brooke Smith, STAN  
Emily Westerberg, ASU  
Candice Wiggins, STAN

- 2008** Jayne Appel, STAN  
Devanei Hampton, CAL  
Taylor Lilley, ORE  
Kayla Pedersen, STAN  
Dymond Simon, ASU  
Candice Wiggins, STAN

- 2009** Jillian Harmon, STAN  
Camille LeNoire, USC  
Atonye Nyingifa, UCLA  
Kayla Pedersen, STAN  
Nnemkadi Ogwumike, STAN  
Ashley Walker, CAL

- 2010** Jayne Appel, Stanford  
Ashley Corral, USC  
Jasmine Dixon, UCLA  
Nnemkadi Ogwumike, STAN  
Kayla Pedersen, Stanford  
Markel Walker, UCLA

- 2011** Cassie Harberts, USC  
Soana Lucet, Arizona  
Doreena Campbell, UCLA  
Darxia Morris, UCLA  
Chiney Ogwumike, Stanford  
Nnemkadi Ogwumike, Stanford



***Nicole Powell***



***Candice Wiggins***



## INDIVIDUAL RECORDS

## POINTS

**Half:** 27, Nicole Powell, Stanford vs. Oregon State, Mar. 3, 2002  
**Game:** 37, Nicole Powell, Stanford vs. Oregon State, Mar. 3, 2002  
**Tournament:** 71, Nicole Powell, Stanford, 2002  
**Tournament Ave. (min 2 games):** 26.5, Giuliana Mendiola, Washington, 2004

## FIELD GOALS

**Game:** 15, Nnemkadi Ogumike, Stanford vs. Arizona, Mar. 11, 2011 (15-of-22)  
**Tournament:** 23, Davellyn Whyte, Arizona, 2011 (23-of-40); 23, Noelle Quinn, UCLA, 2006 (23-of-47)

## FIELD GOAL ATTEMPTS

**Game:** 29, Nikki Blue, UCLA vs. Arizona State, Mar. 5, 2005 (14-of-29)  
**Tournament:** 57, Devani Hampton, California, 2008 (16-57)

## FIELD GOAL PERCENTAGE (min 6 made)

**Game:** 1.000, Jayne Appel (8-8), 2008  
**Tournament:** 1.000, Jayne Appel (8-8), 2008

## THREE-POINT FIELD GOALS

**Game:** 8, Cadice Wiggins, Stanford vs. USC, Mar. 4, 2007 (8 of 9)  
**Tournament:** 14, Candice Wiggins, Stanford, 2007 (14-of-25)

## THREE-POINT FIELD GOAL ATTEMPTS

**Game:** 13, April Cook, WSU vs. Arizona, Mar. 12, 2009 (4-13)  
**Tournament:** 25, Candice Wiggins, Stanford, 2007 (14-of-25)

## THREE-POINT FIELD GOAL PCT. (min 3 made)

**Game:** 1.000, Kiki Williams, California vs. Oregon, Mar. 5, 2004 (5-of-5)  
**Tournament:** 1.000, Kiki Williams, California, 2004 (5-of-5)

## FREE THROWS

**Game:** 11, Cassie Harberts, USC vs. Washington State, Mar. 9, 2011 (11-of-13);  
 11, Shannon Howell, Oregon State vs. Washington, Mar. 4, 2005 (11-of-12);  
 11, Azella Perryman, Stanford vs. UCLA, Mar. 2, 2002 (11-of-12)  
 11, Felicia Ragland, Oregon State vs. USC, Mar. 2, 2002 (11-of-13)  
**Tournament:** 20, Amanda Levens, Arizona State, 2002 (20-of-26)

## CONSECUTIVE FREE THROWS

**Game:** 9, Ify Ibekwe, Arizona vs. Stanford, Mar. 11, 2011  
**Tournament:** 18, Nicole Powell, Stanford 2002 (6-of-6 vs. UCLA; 8-of-8 vs. Oregon State; 10-of-11 vs. Arizona State)

## FREE THROW ATTEMPTS

**Game:** 13, Cassie Harberts, USC vs. Washington State, Mar. 9, 2011 (11-of-13);  
 13, Felicia Ragland, Oregon State vs. USC, Mar. 2, 2002 (11-of-13)  
**Tournament:** 26, Amanda Levens, Arizona State, 2002 (20-of-26)

## FREE THROW PERCENTAGE

**Game (min 8 made):** 1.000, Ify Ibekwe, Arizona vs. Stanford, Mar. 1, 2011 (9-of-9)  
**Tournament (min 10 made):** 1.000, Kim Butler, Oregon State, 2006 (12-of-12);  
 1.000

## REBOUNDS

**Half:** 14, Ebony Hoffman, USC vs. Washington State, Mar. 7, 2003  
**Game:** 20, Ebony Hoffman, USC vs. Washington State, Mar. 7, 2003  
**Tournament:** 35, Shawntinice Polk, Arizona, 2004

## OFFENSIVE REBOUNDS

**Game:** 9, Christina Marinacci, USC vs. Arizona, Mar. 10, 2011  
**Tournament:** 14, Talia Caldwell, California, 2011; 14, Nnemkadi Ogumike, Stanford, 2009

## DEFENSIVE REBOUNDS

**Game:** 14, Nicole Powell, Stanford vs. UCLA, Mar. 9, 2003  
**Tournament:** 25, Ify Ibekwe, Arizona, 2011; 25, Kayla Pedersen, Stanford, 2009;  
 25, Ashley Walker, California, 2009

## REBOUNDING AVERAGE (min 2 games)

**Tournament:** 14.5, Ebony Hoffman, USC, 2003

## ASSISTS

**Game:** 11, Nikki Blue, UCLA vs. California, Mar. 4, 2006  
**Tournament:** 17, Nicole Powell, Stanford 2004

## ASSIST AVERAGE (min 2 games)

**Tournament:** 8.3, Nikki Blue, UCLA, 2006

## BLOCKED SHOTS

**Game:** 5, Bianca McCall, Washington State vs. Oregon State, Mar. 5, 2004; Kristen Newland, Stanford vs. USC  
**Tournament:** 12, Jayne Appel, Stanford, 2008

## BLOCKED SHOTS AVERAGE (min 2 games)

**Tournament:** 4.0, Jayne Appel, Stanford, 2008

## STEALS

**Game:** 8, Nikki Blue, UCLA vs. Oregon, Mar. 8, 2003  
**Tournament:** 19, Lisa Willis, UCLA, 2006

## STEALS AVERAGE (min 2 games)

**Tournament:** 6.3, Lisa Willis, UCLA, 2006

## TEAM RECORDS

## POINTS

**Most, Game:** 100, Stanford vs. Arizona, Mar. 11, 2011  
**Most, Both Teams, Game:** 179, Arizona (90) vs. Oregon (89), Mar. 9, 2011  
**Most, Tournament (min 2 games):** 239, Stanford, 2009  
**Most, First Half:** 51, Arizona vs. Oregon, Mar. 9, 2011  
**Most, Second Half:** 56, Stanford vs. USC, Mar. 15, 2009  
**Most, Overtime Period:** 15, UCLA vs. Stanford, Mar. 6, 2006  
**Fewest, Game:** 31, Arizona vs. Oregon State, Mar. 7, 2008  
**Fewest, Both Teams, Game:** 77, Oregon State (46) vs. Arizona (31), Mar. 7, 2008  
**Fewest, First Half:** 14 (both teams) Oregon State vs. Arizona, Mar. 7, 2008; 14, California vs. Stanford, Mar. 8, 2003  
**Fewest, Second Half:** 15, Arizona vs. Stanford, Mar. 8, 2004  
**Fewest Allowed, Game:** 31, Oregon State vs. Arizona, Mar. 7, 2008  
**Fewest Allowed, Tournament (min 3 games):** 121, Stanford, 2008  
**Lowest Average Allowed, Tournament (min 3 games):** 40.3, Stanford, 2008  
**Largest Deficit Overcome to Win:** 16, Stanford, vs. Arizona, Mar. 8, 2004  
**Highest Average, Tournament (min 2 games):** 82.0, Stanford, 2011  
**Largest Winning Margin:** 41, Stanford vs. California (81-40), Mar. 5, 2005

## FIELD GOALS

**Most, Game:** 44, Stanford vs. Arizona, Mar. 11, 2011 (44-of-75)  
**Most, Both Teams, Game:** 71, Arizona vs. Oregon, Mar. 9, 2011 (71-of-160)  
**Most, Tournament (min 2 games):** 92, Stanford, 2009 (92-of-195)  
**Fewest, Game:** 10, California vs. Stanford, Mar. 8, 2003 (10-of-45)  
**Fewest, Both Teams, Game:** 29, Arizona State vs. California, Mar. 7, 2003 (29-of-101); 29, Oregon State vs. Arizona, Mar. 7, 2008 (29-100)  
**Fewest Allowed, Tournament (min 2 games):** 33, California, 2003 (33-of-111)

## FIELD GOAL ATTEMPTS

**Most, Game:** 83, Oregon vs. Arizona, Mar. 9, 2011 (36-of-83)  
**Most, Both Teams, Game:** 160, Arizona vs. Oregon, Mar. 9, 2011 (71-of-160)  
**Most, Tournament (min 2 games):** 195, Stanford, 2009 (92-of-195)  
**Fewest, Game:** 42, Oregon State vs. Arizona, Mar. 2, 2007 (16-of-42)  
**Fewest, Both Teams, Game:** 92, Washington vs. California, Mar. 13, 2009 (38-of-92)  
**Fewest Allowed, Tournament (min 2 games):** 94, Arizona State, 2011 (38-of-99)

## FIELD GOAL PERCENTAGE

**Highest, Game:** .587 Stanford vs. Arizona, Mar. 11, 2011 (44-of-75)  
**Highest, Both Teams, Game:** .500, Arizona vs. Stanford, Mar. 11, 2011 (68-of-136); .500, California vs. UCLA, Mar. 4, 2006 (56-of-116)  
**Highest, Tournament (min 2 games):** .528, Stanford, 2011 (66-125)  
**Lowest, Game:** .203, Washington State vs. Oregon State, Mar. 3, 2006 (12-of-59)  
**Lowest, Both Teams, Game:** .310, California vs. UCLA, Mar. 1, 2002  
**Lowest Allowed, Tournament (min 2 games):** .297, California, 2003 (33-of-111)



### THREE-POINT FIELD GOALS

**Most, Game:** 13, Washington State vs. Arizona, Mar. 12, 2009 (13-of-37)  
**Most, Both Teams, Game:** 19, Washington vs. Arizona, Mar. 12, 2009 (19-of-50)  
**Most, Tournament (min 2 games):** 28, Stanford, 2004 (28-of-66)  
**Fewest, Game:** 0, Arizona State vs. California, Mar. 10, 2011; 0, Washington State vs. USC, Mar. 7, 2003 (0-of-6); Arizona State vs. California, Mar. 7, 2003 (0-of-8); California vs. Arizona State, Mar. 4, 2007 (0-for-5)  
**Fewest, Both Teams, Game:** 1, USC vs. Washington State, Mar. 7, 2003 (1-of-15)  
**Fewest Allowed, Tournament (min 2 games):** 2, Arizona State, 2011 (2-of-14)

### THREE-POINT FIELD GOAL ATTEMPTS

**Most, Game:** 37, Washington State vs. Arizona, Mar. 12, 2009 (13-of-37)  
**Most, Both Teams, Game:** 50, Washington State vs. Arizona, Mar. 12, 2009 (19-of-50); 50, USC vs. Stanford, Mar. 4, 2006 (12-of-50)  
**Most, Tournament (min 2 games):** 66, Stanford, 2004 (28-of-66)  
**Fewest, Game:** 1, Arizona State vs. California, Mar. 10, 2011 (0-of-1)  
**Fewest, Both Teams, Game:** 11, Arizona State vs. California, Mar. 10, 2011 (2-of-11); 11, Arizona State vs. California, Mar. 7, 2003 (2-of-11)  
**Fewest Allowed, Tournament (min 2 games):** 13, California, 2004 (13-of-33)

### THREE-POINT FIELD GOAL PCT.

**Highest, Game:** .714, Stanford vs. USC, Mar. 4, 2007 (8-9)  
**Highest, Both Teams, Game:** .516, California vs. Stanford, Mar. 6, 2004 (16-of-31)  
**Highest, Tournament (min 2 games):** .538, UCLA, 2009 (7-of-13)  
**Lowest, Both Teams, Game:** .067, Washington State vs. USC, Mar. 7, 2003 (1-of-15)  
**Lowest Allowed, Tournament (min 2 games):** .143, Arizona State, 2011 (2-of-14)

### FREE THROWS

**Most, Game:** 33, Stanford, vs. UCLA, Mar. 2, 2002  
**Most, Both Teams, Game:** 51, Stanford vs. UCLA, Mar. 2, 2002  
**Most, Tournament (min 2 games):** 76, Stanford, 2002 (76-of-86)  
**Fewest, Game:** 1, Arizona State vs. Stanford, Mar. 7, 2005 (1-of-2); 1, Arizona vs. Stanford, Mar. 10, 2003 (1-of-4)  
**Fewest, Both Teams, Game:** 4, Stanford vs. California, Mar. 10, 2008 (4-of-8)  
**Fewest Allowed, Tournament (min 2 games):** 11, California, 2007 (11-of-15)

### FREE THROW ATTEMPTS

**Most, Game:** 35, Stanford vs. UCLA, Mar. 2, 2002; 35, Arizona State vs. Arizona, Mar. 2, 2002  
**Most, Both Teams, Game:** 61, Arizona State vs. Arizona, Mar. 2, 2002  
**Most, Tournament (min 2 games):** 76, Stanford, 2002 (76-of-86)  
**Fewest, Game:** 2, Arizona State vs. Stanford, Mar. 7, 2005 (1-of-2)  
**Fewest, Both Teams, Game:** 8, Stanford vs. California, Mar. 10, 2008 (4-of-8)  
**Fewest Allowed, Tournament (min 2 games):** 15, California, 2007 (11-of-15)

### FREE THROW PCT.

**Highest, Game:** .943, Stanford vs. UCLA (33-35), Mar. 2, 2002  
**Highest, Both teams, Game:** .879, Stanford vs. UCLA, 2002 (51-of-58)  
**Highest, Tournament (min 2 games):** .933, Arizona State, 2011 (14-of-15)  
**Lowest, Game:** .385, California vs. USC, Mar. 14, 2009 (5-of-13)  
**Lowest, Both Teams, Game:** .488, California vs. Washington, Mar. 9, 2011 (20-of-41)  
**Lowest Allowed, Tournament (min 2 games):** .429, Arizona State, 2002

### REBOUNDS

**Most, Game:** 59, Stanford vs. USC, Mar. 5, 2006  
**Most, Both Teams, Game:** 102, USC vs. Stanford, Mar. 5, 2006  
**Most, Tournament (min 2 games):** 141, Stanford, 2006  
**Fewest, Game:** 20, California vs. Washington, Mar. 13, 2009  
**Fewest, Both Teams, Game:** 58, Stanford (31) vs. UCLA (27), Mar. 12, 2011  
**Largest Margin, Game:** 28, Stanford vs. UCLA, Mar. 9, 2003 (49-21)  
**Largest Margin, Tournament (min 2 games):** 51, Stanford, 2009 (138-87)  
**Fewest Allowed, Tournament (min 2 games):** 56, Stanford, 2011  
**Most Offensive Rebounds, Game:** 26, Oregon State vs. Washington State, Mar. 5, 2004  
**Most Offensive Rebounds, Tournament (min 2 games):** 55, Stanford, 2009  
**Fewest Offensive Rebounds, Game:** 5, Arizona vs. Oregon, Mar. 4, 2006  
**Fewest Offensive Rebounds Allowed, Tournament (min 2 games):** 19, California, 2009  
**Most Defensive Rebounds, Game:** 36, Oregon vs. Washington, Mar. 5, 2005  
**Most Defensive Rebounds, Tournament (min. 2 games):** 88, Stanford, 2002  
**Fewest Defensive Rebounds, Game:** 13, Washington vs. California, Mar. 13, 2009  
**Fewest Defensive Rebounds Allowed, Tournament (min 2 games):** 38, Arizona State, 2006  
**Highest Rebounding Ave., Tournament (min 2 games):** 47.0, USC, 2011

### ASSISTS

**Most, Game:** 30, Stanford vs. Arizona, Mar. 11, 2011  
**Most, Both Teams, Game:** 40, Arizona (10) vs. Stanford (30), Mar. 11, 2011  
**Most, Tournament (min 2 games):** 65, Stanford, 2009  
**Fewest, Game:** 3, Arizona State vs. California, Mar. 10, 2011; 3, Stanford vs. Arizona State, Mar. 7, 2005; 3, Arizona State vs. California, Mar. 7, 2003; 3, California vs. UCLA, Mar. 1, 2002  
**Fewest, Both Teams, Game:** 12, Arizona State vs. California, Mar. 7, 2003  
**Fewest Allowed, Tournament (min 2 games):** 12, Arizona State, 2011  
**Highest Average, Tournament (min 2 games):** 21.7, Stanford, 2009

### BLOCKED SHOTS

**Most, Game:** 9, Oregon State vs. Washington State, Mar. 3, 2006; 9, Stanford vs. Arizona, Mar. 4, 2006.  
**Most, Both Teams, Game:** 12, Stanford vs. UCLA, March 9 2008 ; 12, Oregon vs. Washington State, Mar. 1, 2002  
**Most, Tournament (min 2 games):** 21, Stanford, 2005  
**Fewest, Game:** 0, by many, last by USC vs. Washington State, Mar. 9, 2011  
**Fewest, Both Teams, Game:** 1, USC vs. Arizona State, Mar. 13, 2009; 1, Washington vs. California, Mar. 13, 2009; 1, Arizona State vs. Oregon, Mar. 6, 2005; 1, California vs. Stanford, Mar. 5, 2005; 1, USC vs. Oregon State, Mar. 2, 2002; 1, Stanford vs. UCLA, Mar. 9, 2003; 1, Oregon vs. Washington State, Mar. 7, 2008  
**Fewest Allowed, Tournament (min 2 games):** 1, California, 2009; 1, Stanford, 2002  
**Highest Average, Tournament (min 2 games):** 7.0, Stanford, 2008

### STEALS

**Most, Game:** 20, UCLA vs. California, Mar. 5, 2006  
**Most, Both Teams, Game:** 30, Washington vs. Oregon State, Mar. 4, 2005  
**Most, Tournament (min 2 games):** 52, UCLA, 2006  
**Fewest, Game:** 1, Oregon State vs. Stanford, Mar. 8, 2008; 1, Arizona vs. Stanford, Mar. 8, 2004  
**Fewest, Both Teams, Game:** 5, Stanford vs. Oregon State, Mar. 8, 2008  
**Fewest Allowed, Tournament (min 2 games):** 9, Stanford, 2008; 9, UCLA, 2003  
**Highest Average, Tournament (min 2 games):** 17.5, UCLA, 2003

### PERSONAL FOULS

**Most, Game:** 26, UCLA vs. Arizona State, Mar. 3, 2007; 26, Arizona vs. Arizona State, Mar. 2, 2002  
**Most, Both Teams, Game:** 49, Washington vs. Oregon State, Mar. 4, 2005  
**Most, Tournament (min 2 games):** 59, Arizona State, 2007  
**Fewest, Game:** 8, Stanford vs. Oregon State, Mar. 3, 2002  
**Fewest, Both Teams, Game:** 22, Arizona State (12) vs. Oregon State (10), Mar. 9, 2011; 22, Stanford vs. Arizona, Mar. 13, 2009  
**Fewest, Tournament (min 2 games):** 20, Arizona, 2009

### TURNOVERS

**Most, Game:** 29, USC vs. UCLA, Mar. 8, 2008; 29, Oregon State vs. Arizona, Mar. 2, 2007  
**Most, Both Teams, Game:** 55, Washington vs. Oregon State, Mar. 4, 2005  
**Most Tournament (min 2 games):** 57, Oregon, 2002  
**Fewest, Game:** 6, Washington vs. USC, Mar. 3 2007  
**Fewest, Both Teams, Game:** 15, California vs. Arizona State, Mar. 9, 2008  
**Fewest, Tournament (min 2 games):** 23, Arizona State, 2008; 23, UCLA, 2003

# TOURNAMENT RECORDS



## RECORD BY SEED

YEAR	#1	#2	#3	#4	#5	#6	#7	#8	#9	#10
2002	2-1	0-1	3-0	0-1	1-1	0-1	2-1	1-1	0-1	0-1
	<b>Upsets:</b> (3) Arizona State 70, (1) Stanford 63; (7) Oregon 78, (2) Washington 64									
2003	3-0	1-1	2-1	1-1	0-1	0-1	1-1	0-1	1-1	0-1
	<b>Upsets:</b> (3) Arizona 74, (2) Washington 51; (9) California 46, (8) Arizona State 38									
2004	3-0	2-1	0-1	1-1	0-1	1-1	1-1	0-1	1-1	0-1
	<b>Upsets:</b> (6) Washington 77, (3) USC 55; (9) California 82, (8) Oregon 57									
2005	3-0	1-1	2-1	1-1	0-1	0-1	1-1	1-1	0-1	0-1
	<b>Upsets:</b> (2) Oregon 47, (3) Arizona State 54									
2006	2-1	1-1	3-0	0-1	1-1	0-1	1-1	0-1	1-1	0-1
	<b>Upsets:</b> (3) UCLA 85, (1) Stanford 76-OT; (3) UCLA 60, Arizona State 59; (5) USC 70, (4) Washington 67; (9) Arizona 64, (8) Oregon 57									
2007	3-0	2-1	1-1	0-1	1-1	0-1	1-1	0-1	1-1	0-1
	<b>Upsets:</b> (9) Arizona 69, (8) Oregon State 54; (5) USC 81, (4) Washington 77									
2008	3-0	2-1	1-1	0-1	1-1	0-1	1-1	1-1	0-1	0-1
	<b>Upsets:</b> (5) UCLA 73, (4) USC 52									
2009	3-0	1-1	0-1	1-1	0-1	2-1	0-1	0-1	1-1	1-1
	<b>Upsets:</b> (6) USC 69, (2) California 67; (6) USC 70, (3) Arizona State 65; (9) Arizona 79, (8) Washington State 72; (10) Washington 69, (7) Oregon 43									
2010	3-0	2-1	1-1	1-1	0-1	0-1	0-1	1-1	0-1	1-1
	<b>Upsets:</b> (10) Oregon State 52, (7) Washington 42									
2011	2-0	1-1	1-1	2-1	1-1	2-1	0-1	0-1	0-1	0-1
	<b>Upsets:</b> (6) California 48, (3) Arizona State 43									

## SEED vs. SEED RESULTS

	vs. #1	vs. #2	vs. #3	vs. #4	vs. #5	vs. #6	vs. #7	vs. #8	vs. #9	vs. #10	TOTAL
#1	-	5-0	2-2	6-0	4-0	1-0	-	4-0	5-0	-	27-2
#2	0-5	-	3-3	-	-	2-1	6-1	-	-	2-0	13-10
#3	2-2	3-3	-	-	-	7-3	1-0	-	-	1-0	15-8
#4	0-6	-	-	-	6-4	-	-	-	1-0	-	7-10
#5	0-4	-	-	4-6	-	-	-	1-0	-	-	4-10
#6	0-1	1-2	3-7	-	-	-	1-0	-	-	-	5-10
#7	-	1-6	0-1	-	-	0-1	-	-	-	7-2	8-10
#8	0-3	-	-	-	0-1	-	-	-	4-5	-	4-9
#9	0-5	-	-	0-1	-	-	-	4-5	-	-	5-10
#10	-	0-2	0-1	-	-	-	2-7	-	-	-	2-9

## YEAR-BY-YEAR RECORDS

	ARIZ	ASU	CAL	ORE	OSU	STAN	UCLA	USC	WASH	WSU
2002	0-1	3-0	0-1	2-1	1-1	2-1	1-1	0-1	0-1	0-1
2003	2-1	0-1	1-1	0-1	0-1	3-0	1-1	1-1	1-1	0-1
2004	2-1	0-1	1-1	0-1	1-1	3-0	1-1	0-1	1-1	0-1
2005	0-1	2-1	1-1	1-1	0-1	3-0	0-1	1-1	1-1	0-1
2006	1-1	1-1	0-1	0-1	1-1	2-1	3-0	1-1	0-1	0-1
2007	1-1	2-1	1-1	0-1	0-1	3-0	1-1	1-1	0-1	0-1
2008	0-1	1-1	2-1	1-1	1-1	3-0	1-1	0-1	0-1	0-1
2009	1-1	0-1	1-1	0-1	0-1	3-0	1-1	2-1	1-1	0-1
2010	1-1	0-1	1-1	0-1	1-1	3-0	2-1	1-1	0-1	0-1
2011	2-1	1-1	2-1	0-1	0-1	2-0	1-1	1-1	0-1	0-1
<b>TOTAL</b>	<b>10-10</b>	<b>10-9</b>	<b>10-10</b>	<b>4-10</b>	<b>5-10</b>	<b>27-2</b>	<b>12-9</b>	<b>8-10</b>	<b>4-10</b>	<b>0-10</b>

## YEARLY SEEDINGS

YEAR	ARIZ	ASU	CAL	ORE	OSU	STAN	UCLA	USC	WASH	WSU
2002	6	3	9	7	5	1	8	4	2	10
2003	3	8	9	5	6	1	4	7	2	10
2004	2	5	9	8	7	1	4	3	6	10
2005	5	3	8	2	10	1	6	4	7	9
2006	9	2	6	8	7	1	3	5	4	10
2007	9	2	3	6	8	1	7	5	4	10
2008	9	3	2	7	8	1	5	4	6	10
2009	9	3	2	7	5	1	4	6	10	8
2010	8	5	4	6	10	1	2	3	7	9
2011	4	3	6	9	10	1	2	5	7	8

## TOURNAMENT SERIES RECORDS

	vs. ARIZ	vs. ASU	vs. CAL	vs. ORE	vs. OSU	vs. STAN	vs. UCLA	vs. USC	vs. WASH	vs. WSU	TOTAL
ARIZ	-	0-1	-	2-0	3-1	0-7	-	1-1	2-0	2-0	10-10
ASU	1-0	-	1-4	2-0	2-0	1-2	2-2	0-1	1-0	-	10-9
CAL	-	4-1	-	3-0	-	0-5	0-3	0-1	2-0	1-0	10-10
ORE	0-2	0-2	0-3	-	-	-	0-1	0-1	2-1	2-0	4-10
OSU	1-3	0-2	-	-	-	0-2	1-0	1-1	2-0	-	5-10
STAN	7-0	2-1	5-0	-	2-0	-	7-1	4-0	-	-	27-2
UCLA	-	2-2	3-0	1-0	2-0	1-7	-	2-0	-	1-0	12-9
USC	1-1	1-0	1-0	1-0	0-1	0-4	0-2	-	2-2	2-0	8-10
WASH	0-2	0-1	0-2	1-3	1-0	-	-	2-2	-	-	4-10
WSU	0-2	-	0-1	0-2	0-2	-	0-1	0-2	-	-	0-10

## COMPOSITE TOURNAMENT STANDINGS

TEAM	W	L	PCT	TITLES
Stanford	27	2	.931	8
UCLA	12	9	.571	1
Arizona State	10	9	.526	1
Arizona	10	10	.500	
California	10	10	.500	
USC	8	10	.444	
Oregon State	5	10	.333	
Oregon	4	10	.286	
Washington	4	10	.286	
Washington State	0	10	.000	

## CONFERENCE CHAMPIONS

Year	Tournament	Regular Season
1987	--	USC
1988	--	Washington
1989	--	Stanford
1990	--	Stanford
		Washington
1991	--	Stanford
1992	--	Stanford
1993	--	Stanford
1994	--	USC
1995	--	Stanford
1996	--	Stanford
1997	--	Stanford
1998	--	Stanford
1999	--	Oregon
		UCLA
2000	--	Oregon
2001	--	Arizona State
		Washington
		Stanford
2002	Arizona State	Stanford
2003	Stanford	Stanford
2004	Stanford	Arizona
		Stanford
2005	Stanford	Stanford
2006	UCLA	Stanford
2007	Stanford	Stanford
2008	Stanford	Stanford
2009	Stanford	Stanford
2010	Stanford	Stanford
2011	Stanford	Stanford

## REGULAR SEASON CHAMPIONS BY SCHOOL

(includes shared) thru 2011 campaign

1.	Stanford	20
2.	Washington	3
3.	Oregon	2
	USC	2
5.	Arizona	1
	Arizona State	1
	UCLA	1



# 4G<sup>LTE</sup>

## THE FASTEST, MOST ADVANCED 4G NETWORK IN AMERICA.

Download a song in less than 4 seconds.  
Faster than a coast to coast layup.

**verizon**



LTE is a trademark of ETSI. Network details & coverage maps at [vzw.com](http://vzw.com). © 2011 Verizon Wireless.

*Official Wireless Provider of the Pac-12 Conference*



## RULE<sup>THE</sup>AIR



## FIRST TEAM ALL-AMERICANS

### ARIZONA

1997-98 Adia Barnes..... USBWA

### ARIZONA STATE

1980-81 Kym Hampton  
1981-82 Kym Hampton

### CALIFORNIA

1992-93 Milica Vukadinovic..... Kodak, BT, S&S  
2008-09 Ashley Walker..... USBWA

### COLORADO

1994-95 Shelly Sheetz..... WBCA, USBWA, AP, BT

### OREGON

1980-81 Bev Smith..... Kodak  
1981-82 Bev Smith..... Kodak  
1999-00 Shaqula Williams ..... Kodak

### OREGON STATE

1980-81 Carol Menken ..... Kodak  
1984-85 Julie Coleman..... WBNS  
1995-96 Tanja Kostic..... UPI, College Sports Magazine

### STANFORD

1988-89 Jennifer Azz..... Kodak  
1989-90 Jennifer Azzi..... Kodak, USBWA  
1990-91 Sonja Henning..... Kodak  
1991-92 Val Whiting ..... Kodak, USBWA  
1992-93 Val Whiting..... Kodak, USBWA  
1995-96 Kate Starbird ..... Kodak, USBWA  
1996-97 Kate Starbird ..... Kodak, AP, USBWA  
1997-98 Kristin Folkl ..... Kodak, USBWA, Sporting News  
1999-00 Jamie Carey..... WBNS, WBJ  
2000-01 Nicole Powell..... WBJ  
2001-02 Nicole Powell..... Kodak, USBWA  
2002-03 Nicole Powell..... Kodak, USBWA  
2003-04 Nicole Powell..... Kodak, AP, Wooden, USBWA  
2004-05 Candice Wiggins..... Kodak  
2005-06 Candice Wiggins..... Kodak, USBWA, WBNS  
2006-07 Candice Wiggins..... Kodak, USBWA  
2007-08 Candice Wiggins..... WBCA, AP, USBWA,  
..... Lowe's, Wooden, SI, ESPN  
2008-09 Jayne Appel..... WBCA, USBWA  
2009-10 Jayne Appel..... WBCA, USBWA, Wooden  
Nnemkadi Ogwumike.. WBCA, USBWA, Wooden  
2010-11 Nnemkadi Ogwumike.. USBWA, WBCA, Wooden  
Jeanette Pohlen..... AP, USBWA, Wooden

### UCLA

1974-75 Ann Meyers..... Kodak  
1975-76 Ann Meyers..... Kodak  
1976-77 Ann Meyers..... Kodak  
1977-78 Ann Meyers..... Kodak  
1978-79 Denise Curry..... Kodak  
1979-80 Denise Curry..... Kodak  
1980-81 Denise Curry..... Kodak  
1992-93 Natalie Williams..... USBWA, Naismith, BT  
1993-94 Natalie Williams. Kodak, USBWA, Naismith, BT, BA  
1998-99 Maylana Martin..... Kodak  
1999-00 Maylana Martin..... AP, Kodak, Naismith,  
..... SI for Women  
1999-00 Nicole Kaczmarek..... WBNS

### USC

1981-82 Paula McGee..... WBCA  
1982-83 Cheryl Miller ..... Kodak, ABA-USA,  
..... Naismith, Fast Break  
1982-83 Paula McGee..... Kodak, ABA-USA  
1983-84 Pam McGee..... Kodak, ABA-USA  
1983-84 Cheryl Miller ... Kodak, ABA-USA, SS, Naismith  
1984-85 Cheryl Miller ..... Kodak, ABA-USA, Naismith  
1985-86 Cheryl Miller ..... Kodak, ABA-USA, Naismith  
1992-93 Lisa Leslie..... USBWA, BT  
1993-94 Lisa Leslie..... Kodak, USBWA, WBA, BA  
1996-97 Tina Thompson..... USBWA, Basketball Weekly

### UTAH

1995-96 Amber McEwen..... WBCA  
2000-01 Lauren Beckman..... WBCA

### WASHINGTON

1987-88 Karen Deden ..... BT  
1994-95 Rhonda Smith ..... BA  
1999-00 Loree Payne ..... WBNS

**Legend:** WBCA - Women's Basketball Coaches Association  
(Kodak through , WBNS - Women's Basketball News Service,  
USBWA - United States Basketball Writers Association,  
AP - Associated Press, UPI - United Press International,  
BT - Basketball Times, BA - Basketball America, SI - Sports  
Illustrated for Women, SS - Street & Smith's, WBA - Women's  
Basketball Association, WBJ - Women's Basketball Journal,  
Wooden - Wooden Award, Lowe's - Lowe's All-Senior CLASS

## ACADEMIC ALL-AMERICA PLAYER OF THE YEAR

1986-87 Chelle Flamoe, Oregon State  
1988-89 Chelle Flamoe, Oregon State  
1989-90 Stefanie Kasperski, Oregon

## ACADEMIC ALL-AMERICANS (First Team unless indicated)

### ARIZONA STATE

1986-87 Sherry Poole (3rd)  
1988-89 Fran Ciak (2nd)  
1989-90 Fran Ciak (2nd)  
2009-10 Danielle Orsillo

### OREGON

1979-80 Bev Smith (2nd)  
1980-81 Bev Smith (3rd)  
1988-89 Stefanie Kasperski  
1989-90 Stefanie Kasperski  
2009-10 Amanda Johnson  
2010-11 Amanda Johnson

### OREGON STATE

1983-84 Juli Coleman  
1984-85 Juli Coleman  
1986-87 Chelle Flamoe  
1987-88 Chelle Flamoe  
1988-89 Chelle Flamoe  
2009-10 Talisa Rhea (2nd), Kristen Tillman (2nd)

### STANFORD

1989-90 Julie Zeilstra (3rd)  
1991-92 Chris MacMurdo (3rd)  
1992-93 Chris MacMurdo (3rd)

### UCLA

1980-81 Denise Curry  
1985-86 Anne Dean

### WASHINGTON STATE

1981-82 Jeanne Eggart (HM)



Oregon's Shaqula Williams was a 1999-2000 Kodak All-American.



Stanford's Candice Wiggins was the recipient of the 2008 State Farm Wade Trophy and was a four-time All-American.



Washington's Loree Payne was a 1999-2000 WBNS All-American.

**NAISMITH MEMORIAL BASKETBALL HALL OF FAME**

Ann Meyers, UCLA (inducted 1993)  
Cheryl Miller, USC (inducted 1995)  
Denise Curry, UCLA (inducted 1997)  
Billie Moore, UCLA (inducted 1999)  
Tara VanDerveer, Stanford (inducted 2011)

**WOMEN'S BASKETBALL HALL OF FAME**

Denise Curry, UCLA (inducted 1999)  
Ann Meyers, UCLA (inducted 1999)  
Cheryl Miller, USC (inducted 1999)  
Billie Moore, UCLA (inducted 1999)  
Marianne Stanley, USC/California (inducted 2002)  
Tara VanDerveer, Stanford (inducted 2002)  
Bev Smith, Oregon (inducted 2004)

**KODAK SILVER ANNIVERSARY TEAM**  
*(top 10 Div. I players, 1974-1999)*

Ann Meyers, UCLA  
Cheryl Miller, USC

**NCAA PLAYER OF THE DECADE**

1980's Cheryl Miller, USC

**NCAA 25TH ANNIVERSARY TEAM**

Cheryl Miller, USC

**BRODERICK CUP**

1977-78 Ann Meyers, UCLA  
1983-84 Cheryl Miller, USC

**STATE FARM WADE TROPHY PLAYER OF THE YEAR**

*(selected by NAGWS)*

1984-85 Cheryl Miller, USC  
1989-90 Jennifer Azzi, Stanford  
2007-08 Candice Wiggins, Stanford

**NAISMITH TROPHY**

*(selected by coach/media panel)*

1983-84 Cheryl Miller, USC  
1984-85 Cheryl Miller, USC  
1985-86 Cheryl Miller, USC  
1989-90 Jennifer Azzi, Stanford  
1993-94 Lisa Leslie, USC  
1996-97 Kate Starbird, Stanford

**USBWA NATIONAL PLAYER OF THE YEAR**

1993-94 Lisa Leslie, USC  
1989-90 Jennifer Azzi, Stanford

**BRODERICK AWARD**

*(selected by NACWAA)*

1977-78 Ann Meyers, UCLA  
1983-84 Cheryl Miller, USC  
1984-85 Cheryl Miller, USC  
1989-90 Jennifer Azzi, Stanford  
1993-94 Lisa Leslie, USC

**WBCA PLAYER OF THE YEAR**

1984-85 Cheryl Miller, USC  
1986-86 Cheryl Miller, USC  
1993-94 Lisa Leslie, USC  
1996-97 Kate Starbird, Stanford

**FRANCES POMEROY NAISMITH PLAYER OF THE YEAR**

*(outstanding female senior collegian under 5-6 in height)*

1986-87 Rhonda Windham, USC  
2009-10 Alexis Gray-Lawson, CAL

**WBS NEWS SERVICE FRESHMAN OF THE YEAR**

1989-90 Val Whiting, Stanford  
1990-91 Lisa Leslie, USC  
1998-99 Lindsey Yamasaki, Stanford

**NATIONAL COACH OF THE YEAR**

1977-78 Billie Moore, UCLA (AIAW)  
1987-88 Tara VanDerveer, Stanford (WBNS)  
1988-89 Tara VanDerveer, Stanford (Converse, WBCA)  
1989-90 Tara VanDerveer, Stanford (Naismith)  
1995-96 Amy Tucker & Marianne Stanley, Stanford (UPI)  
1998-99 Jody Runge, Oregon (WBNS)  
2010-11 Tara VanDerveer, Stanford (WBCA, co-AP, Naismith)

**USBWA NATIONAL FRESHMAN OF THE YEAR**

2004-05 Candice Wiggins, Stanford (co)

**NCAA FINAL FOUR MOST OUTSTANDING PLAYER**

1982-83 Cheryl Miller, USC  
1983-84 Cheryl Miller, USC  
1989-90 Jennifer Azzi, Stanford  
1991-92 Molly Goodenbour, Stanford

**NCAA FINAL FOUR ALL-TOURNAMENT TEAM**

1982-83 Paula McGee, USC; Cheryl Miller, USC  
1983-84 Pam McGee, USC; Paula McGee, USC; Cheryl Miller, USC  
1985-86 Cynthia Cooper, USC; Cheryl Miller, USC  
1989-90 Jennifer Azzi, STAN; Katy Steding, STAN  
1990-91 Sonja Henning, STAN  
1991-92 Molly Goodenbour, STAN; Rachel Hemmer, STAN; Val Whiting, STAN  
2007-08 Candice Wiggins, STAN  
2008-09 Jayne Appel, STAN  
2009-10 Nnemkadi Ogwumike, STAN; Kayla Pedersen, STAN

**NCAA REGIONAL MOST OUTSTANDING PLAYER**

1983-84 Paula McGee, USC (West)  
1985-86 Cheryl Miller, USC (West)  
1987-88 Cherie Nelson, USC (West)  
1989-90 Karen Deden, Washington (Midwest-co)  
Jennifer Azzi, Stanford (West)  
1990-91 Val Whiting, Stanford (West)  
1991-92 Molly Goodenbour, Stanford (West)  
1994-95 Anita Kaplan, Stanford (West)  
1995-96 Kate Starbird, Stanford (West)  
1996-97 Jamila Wideman, Stanford (West)  
2003-04 Nicole Powell, Standord (Midwest)  
2007-08 Candice Wiggins, Stanford (Spokane)  
2008-09 Jayne Appel, Stanford (Berkeley)  
2009-10 Nnemkadi Ogwumike, Stanford (Sacramento)  
2010-11 Nnemkadi Ogwumike, Stanford (Spokane)

**NCAA REGIONAL ALL-TOURNAMENT TEAM**

1981-82 Paula McGee, Pam McGee - USC (Mideast)  
1982-83 Pam McGee, Paula McGee, Cheryl Miller - USC (West); Judy Poelstra - Oregon State (West)  
1983-84 Paula McGee, Cynthia Cooper, Cheryl Miller - USC (West)  
1985-86 Cheryl Miller, Cynthia Cooper - USC (West)  
1986-97 Monica Lamb - USC (West)  
1987-88 Cherie Nelson - USC (West)  
1989-90 Karen Deden - Washington (Mideast); Jennifer Azzi, Trisha Stevens - Stanford (West)  
1990-91 Val Whiting, Sonja Henning, Julie Zeilstra - Stanford (West)  
1991-92 Molly Goodenbour, Rachel Hemmer - Stanford (West); Joni Easterly, Lisa Leslie - USC (West)  
1992-93 Val Whiting - Stanford (West)  
1993-94 Lisa Leslie, Tina Thompson - USC (Mideast)  
1994-95 Christy Hedgpeth, Anita Kaplan - Stanford (West)  
1995-96 Kate Starbird, Naomi Multaauopele, Vanessa Nygaard - Stanford (West)  
1996-97 Jamila Wideman, Kate Starbird, Kristin Folk, Olympia Scott - Standord (West)  
1997-98 Lisa Griffith - Arizona (East)  
1998-99 Michelle Greco, Maylana Martin - UCLA (West)  
2000-01 Andrea Lalum - Washington (West)  
2001-02 Nicole Powell - Stanford (West)  
2003-04 Nicole Powell, Susan Borchardt - Stanford (Midwest)  
2004-05 Susan Borchardt, Candice Wiggins - Stanford (Kansas City); Kylan Loney - Arizona State (Tempe)  
2005-06 Candice Wiggins, Brooke Smith - Stanford (San Antonio)  
2006-07 Danielle Orsillo, Arizona State (Greensboro)  
2007-08 Candice Wiggins, Jayne Appel, Kayla Pedersen - Stanford (Spokane)  
2008-09 Briann January, Danielle Orsillo - Arizona State (Trenton); Jayne Appel, Jillian Harmon, Jeanette Pohlen - Stanford (Berkeley)  
2009-10 Jayne Appel, Kayla Pedersen, Nnemkadi Ogwumike - Stanford (Sacramento)  
2010-11 Chiney Ogwumike, Nnemkadi Ogwumike - Stanford (Spokane)

**USA OLYMPIC TEAM**

1976 (silver) Billie Moore, UCLA (head coach)  
Anne Meyers, UCLA  
Denise Curry, UCLA  
1980 Denise Curry, UCLA  
1984 (gold) Denise Curry, UCLA  
Pam McGee, USC  
Cheryl Miller, USC  
1988 (gold) Cynthia Cooper, USC  
1992 (bronze) Cynthia Cooper, USC  
1996 (gold) Tara VanDerveer, Stanford (head coach)  
Jennifer Azzi, Stanford  
Lisa Leslie, USC  
Katy Steding, Stanford  
2000 (gold) Lisa Leslie, USC  
Natalie Williams, Stanford  
2004 (gold) Lisa Leslie, USC  
Tina Thompson, USC  
2008 (gold) Lisa Leslie, USC  
Tina Thompson, USC

**USA BASKETBALL COACH OF THE YEAR**

1996 Tara VanDerveer, Stanford

**1986-87**  
 Jennifer Bennett ..... California  
 Yvette Cole ..... Washington  
 Dora Dome ..... UCLA  
 Monica Lamb ..... USC  
 Lauri Landerholm\* ..... Oregon  
 Cherie Nelson ..... USC  
 Gabi Neumann ..... Oregon  
 Lisa Oriard ..... Washington  
 Dana Patterson ..... Arizona  
 Rhonda Windham ..... USC

**1987-88**  
 Jennifer Azzi ..... Stanford  
 Yvette Cole ..... Washington  
 Dora Dome ..... UCLA  
 Chelle Flamoe ..... Oregon State  
 Jonni Gray ..... Washington State  
 Karon Howell ..... USC  
 Stefanie Kasperski ..... Oregon  
 Shamona Mosley ..... Arizona State  
 Cherie Nelson\* ..... USC  
 Lisa Oriard ..... Washington  
 Dana Patterson ..... Arizona  
 Katy Steding ..... Stanford

**1988-89**  
 Jennifer Azzi\* ..... Stanford  
 Yvette Cole ..... Washington  
 Chelle Flamoe ..... Oregon State  
 Amy Gamble ..... Arizona  
 Jonni Gray ..... Washington State  
 Sonja Henning ..... Stanford  
 Stefanie Kasperski ..... Oregon  
 Cherie Nelson ..... USC  
 Katy Steding ..... Stanford  
 Sandra VanEmbricqs ..... UCLA

**1989-90**  
 Jennifer Azzi\* ..... Stanford  
 Karen Deden ..... Washington  
 Sonja Henning ..... Stanford  
 Stefanie Kasperski ..... Oregon  
 Amy Mickelson ..... Washington  
 Angie Miller ..... Washington State  
 Katy Steding ..... Stanford  
 Rehema Stephens ..... UCLA  
 Trisha Stevens ..... Stanford  
 Sandra VanEmbricqs ..... UCLA

**1990-91**  
 Karen Deden ..... Washington  
 Sonja Henning\* ..... Stanford  
 Lisa Leslie ..... USC  
 Laurie Merlino ..... Washington  
 Judy Shannon ..... Oregon State  
 Trisha Stafford ..... California  
 Rehema Stephens ..... UCLA  
 Trisha Stevens ..... Stanford  
 Tammy Story ..... USC  
 Julie Zeilstra ..... Stanford

**1991-92**  
 Ryneldi Becenti ..... Arizona State  
 Margo Clark ..... Arizona  
 Lisa Leslie ..... USC  
 Judy Shannon ..... Oregon State  
 Trisha Stafford ..... California  
 Rehema Stephens ..... UCLA  
 Tammy Story ..... USC  
 Val Whiting\* ..... Stanford  
 Natalie Williams ..... UCLA  
 Milica Vukadinovic ..... California

**1992-93**  
 Nicole Anderson ..... UCLA  
 Ryneldi Becenti ..... Arizona State  
 Joni Easterly ..... USC  
 Molly Goodenbour ..... Stanford  
 Tanja Kostic ..... Oregon State  
 Lisa Leslie ..... USC  
 Rhonda Smith ..... Washington  
 Milica Vukadinovic ..... California  
 Val Whiting\* ..... Stanford  
 Natalie Williams ..... UCLA

**1993-94**  
 Tara Davis ..... Washington  
 Christy Hedgpeh ..... Stanford  
 Rachel Hemmer ..... Stanford  
 Anita Kaplan ..... Stanford  
 Tanja Kostic ..... Oregon State  
 Lisa Leslie ..... USC  
 Nicky McCrimmon ..... USC  
 Rhonda Smith ..... Washington  
 Debbie Sporcich ..... Oregon  
 Natalie Williams\* ..... UCLA

**1994-95**  
 Sally Crowe ..... Oregon  
 Renae Fegent ..... Oregon  
 Kisa Hughes ..... UCLA  
 Anita Kaplan ..... Stanford  
 Tanja Kostic\* ..... Oregon State  
 Rhonda Smith ..... Washington  
 Eliza Sokolowska ..... California  
 Kate Starbird ..... Stanford  
 Tina Thompson ..... USC  
 Boky Vidic ..... Oregon State

**1995-96**  
 Adia Barnes ..... Arizona  
 Arianne Boyer ..... Oregon  
 Renae Fegent ..... Oregon  
 Nicky Hilbert ..... UCLA  
 Tanja Kostic\* ..... Oregon State  
 Brenda Pantoja ..... Arizona  
 Jenni Ruff ..... Washington State  
 Kate Starbird\* ..... Stanford  
 Tina Thompson ..... USC  
 Jamila Wideman ..... Stanford

**1996-97**  
 Adia Barnes ..... Arizona  
 Arianne Boyer ..... Oregon  
 Jade Hyett ..... Washington State  
 Tina Lelas ..... Oregon State  
 Tanja Kostic ..... Oregon State  
 Maylana Martin ..... UCLA  
 Jamie Redd ..... Washington  
 Olympia Scott ..... Stanford  
 Kate Starbird\* ..... Stanford  
 Tina Thompson ..... USC  
 Jamila Wideman ..... Stanford

**1997-98**  
 Adia Barnes\* ..... Arizona  
 Kristin Clark ..... USC  
 Kristin Folk ..... Stanford  
 Erica Gomez ..... UCLA  
 Amber Hall ..... Washington  
 Natalie Hughes ..... Oregon  
 Maylana Martin ..... UCLA  
 Vanessa Nygaard ..... Stanford  
 Jamie Redd ..... Washington  
 Olympia Scott ..... Stanford

**1998-99**  
 LaCresha Flannigan ..... UCLA  
 Milena Flores ..... Stanford  
 Erica Gomez ..... UCLA  
 Amber Hall ..... Washington  
 Angela Lackey ..... Arizona  
 Tricia Lamb ..... Washington State  
 Maylana Martin\* ..... UCLA  
 Jamie Redd ..... Washington  
 Adrain Williams ..... USC  
 Shaquala Williams ..... Oregon  
 Felecity Willis ..... Arizona

**1999-2000**  
 Tatum Brown ..... Arizona  
 Milena Flores ..... Stanford  
 Megan Franza ..... Washington  
 Rachel Holt ..... Arizona State  
 Maylana Martin ..... UCLA  
 Sissel Pierce ..... Oregon State  
 Felicia Ragland ..... Oregon State  
 Shaquala Williams\* ..... Oregon  
 Felecity Willis ..... Arizona  
 Angelina Wolvert ..... Oregon

**2000-01**  
 Reshea Bristol ..... Arizona  
 Megan Franza ..... Washington  
 Michelle Greco ..... UCLA  
 Courtney Johnson ..... California  
 Melody Johnson ..... Arizona State  
 Amanda Levens ..... Arizona State  
 Elizabeth Pickney ..... Arizona  
 Nicole Powell ..... Stanford  
 Felicia Ragland\* ..... Oregon State  
 Angelina Wolvert ..... Oregon

**2001-02**  
 Ebony Hoffman ..... USC  
 Aisha Hollans ..... USC  
 Amanda Levens ..... Arizona State  
 Giuliana Mendiola ..... Washington  
 Loree Payne ..... Washington  
 Elizabeth Pickney ..... Arizona  
 Nicole Powell\* ..... Stanford  
 Felicia Ragland ..... Oregon State  
 Shaquala Williams ..... Oregon  
 Lindsey Yamasaki ..... Stanford

**2002-03**  
 Nikki Blue ..... UCLA  
 Leilani Estavan ..... Oregon State  
 Michelle Greco ..... UCLA  
 Ebony Hoffman ..... USC  
 Giuliana Mendiola\* ..... Washington  
 Loree Payne ..... Washington  
 Shawntinice Polk ..... Arizona  
 Nicole Powell ..... Stanford  
 Kelley Suminski ..... Stanford  
 Dee-Dee Wheeler ..... Arizona

**2003-04**  
 Nihan Anaz ..... California  
 Nikki Blue ..... UCLA  
 Andrea Lalum ..... Washington  
 Kylan Loney ..... Arizona State  
 Giuliana Mendiola ..... Washington  
 Shawntinice Polk ..... Arizona  
 Nicole Powell\* ..... Stanford  
 Noelle Quinn ..... UCLA  
 Dee-Dee Wheeler ..... Arizona

**2004-05**  
 Andrea Bills ..... Oregon  
 Nikki Blue ..... UCLA  
 Cathrine Kraayeveld ..... Oregon  
 Shawntinice Polk ..... Arizona  
 Brooke Smith ..... Stanford  
 Kelley Suminski ..... Stanford  
 Emily Westerberg ..... Arizona State  
 Dee-Dee Wheeler ..... Arizona  
 Candice Wiggins\* ..... Stanford  
 Lisa Willis ..... UCLA

**2005-06**  
 Nikki Blue ..... UCLA  
 Devanei Hampton ..... California  
 Cameo Hicks ..... Washington  
 Kristen Kovesdy ..... Arizona State  
 Eshaya Murphy ..... USC  
 Noelle Quinn ..... UCLA  
 Brooke Smith ..... Stanford  
 Emily Westerberg ..... Arizona State  
 Candice Wiggins\* ..... Stanford  
 Lisa Willis ..... UCLA

**2006-07**  
 Devanei Hampton\* ..... California  
 Cameo Hicks ..... Washington  
 Aubree Johnson ..... Arizona State  
 Eshaya Murphy ..... USC  
 Casey Nash ..... Oregon State  
 Noelle Quinn ..... UCLA  
 Brooke Smith ..... Stanford  
 Ashley Walker ..... California  
 Emily Westerberg ..... Arizona State  
 Candice Wiggins ..... Stanford

**2007-08**  
**FIRST TEAM**  
 Jayne Appel ..... Stanford  
 Devanei Hampton ..... California  
 Lindsey Pluimer ..... UCLA  
 Ashley Walker ..... California  
 Candice Wiggins\* ..... Stanford  
**SECOND TEAM**  
 Alexis Gray-Lawson ..... California  
 Briann January ..... Arizona State  
 Lauren Lacey ..... Arizona State  
 Nadia Parker ..... USC  
 Ashley Whisonant ..... Arizona  
**THIRD TEAM**  
 Emily Florence ..... Washington  
 Mercedes Fox-Griffin ..... Oregon State  
 Camille LeNoir ..... USC  
 Taylor Lilley ..... Oregon  
 Kayla Pedersen ..... Stanford

**2008-09**  
**FIRST TEAM**  
 Jayne Appel\* ..... Stanford  
 Alexis Gray Lawson ..... California  
 Ify Ibekwe ..... Arizona  
 Briann January ..... Arizona State  
 Ashley Walker ..... California  
**SECOND TEAM**  
 Doreena Campbell ..... UCLA  
 Jillian Harmon ..... Stanford  
 Camille LeNoir ..... USC  
 Jeanette Pohlen ..... Stanford  
 Dymond Simon ..... Arizona State  
**THIRD TEAM**  
 Brittney Davis ..... Oregon State  
 Micaela Cocks ..... Oregon  
 Briana Gilbreath ..... USC  
 Devanei Hampton ..... California  
 Kayla Pedersen ..... Stanford

**2009-10**  
 Jayne Appel ..... Stanford  
 Doreena Campbell ..... UCLA  
 Micaela Cocks ..... Oregon  
 Ashley Corral ..... USC  
 Jasmine Dixon ..... UCLA  
 Briana Gilbreath ..... USC  
 Alexis Gray-Lawson ..... California  
 Ify Ibekwe ..... Arizona  
 Taylor Lilley ..... Oregon  
 Nnemkadi Ogumike\* ..... Stanford  
 Kayla Pedersen ..... Stanford  
 Jeanette Pohlen ..... Stanford  
 Danielle Orsillo ..... Arizona State  
 Sami Whitcomb ..... Washington  
 Davelyn Whyte ..... Arizona

**2010-11**  
 Doreena Campbell ..... UCLA  
 Ashley Corral ..... USC  
 Jasmine Dixon ..... UCLA  
 Briana Gilbreath ..... USC  
 Ify Ibekwe ..... Arizona  
 Nia Jackson ..... Oregon  
 Kristi Kingma ..... Washington  
 Darxia Morris ..... UCLA  
 Chiney Ogumike ..... Stanford  
 Nnemkadi Ogumike ..... Stanford  
 Kayla Pedersen ..... Stanford  
 Jeanette Pohlen\* ..... Stanford  
 Dymond Simon ..... Arizona State  
 DeNesha Stallworth ..... California  
 Davelyn Whyte ..... Arizona

\* Player of the Year



**ARIZONA.....28**  
 Dana Patterson ..... 87, 88  
 Amy Gamble ..... 89  
 Margo Clark ..... 92  
 Adia Barnes ..... 96, 97, 98  
 Brenda Pantoja ..... 96  
 Angela Lackey ..... 99  
 Felicity Willis ..... 99, 00  
 Tatum Brown ..... 00  
 Reshea Bristol ..... 01  
 Elizabeth Pickney ..... 01, 02  
 Shawntinice Polk ..... 03  
 Dee-Dee Wheeler ..... 03, 04, 05  
 Shawntinice Polk ..... 03, 04, 05  
 Ashley Whisonant ..... 08 (2nd)  
 Ify Ibekwe ..... 09, 10, 11  
 Davellyn Whyte ..... 10, 11

**ARIZONA STATE.....19**  
 Shamona Mosley ..... 88  
 Ryneldi Becenti ..... 92, 93  
 Rachel Holt ..... 00  
 Melody Johnson ..... 01  
 Amanda Levens ..... 01, 02  
 Kylan Loney ..... 04  
 Emily Westerberg ..... 05, 06, 07  
 Kristen Kovetsy ..... 06  
 Aubree Johnson ..... 07  
 Briann January ..... 08 (2nd), 09  
 Lauren Lacey ..... 08 (2nd)  
 Dymond Simon ..... 09 (2nd), 11  
 Danielle Orsillo ..... 10

**CALIFORNIA.....19**  
 Jennifer Bennett ..... 87  
 Trisha Stafford ..... 91, 92  
 Milica Vukadinovic ..... 92, 93  
 Eliza Sokolowska ..... 95  
 Courtney Johnson ..... 01  
 Nihan Anaz ..... 04  
 Devanei Hampton ..... 06, 07, 08, 09 (3rd)  
 Ashley Walker ..... 07, 08, 09  
 Alexis Gray-Lawson ..... 08 (2nd), 09, 10  
 DeNesha Stallworth ..... 11

**OREGON.....24**  
 Lauri Landerholm ..... 87  
 Gabi Neumann ..... 87  
 Stefanie Kasperski ..... 88, 89, 90  
 Debbie Sporcich ..... 94  
 Sally Crowe ..... 95  
 Renae Fegent ..... 95, 96  
 Arianne Boyer ..... 96, 97  
 Natalie Hughes ..... 98  
 Shaquala Williams ..... 99, 00, 02  
 Angelina Wolvert ..... 00, 01  
 Cathrine Kraayeveld ..... 05  
 Andrea Bills ..... 05  
 Taylor Lilley ..... 08 (3rd), 10  
 Micaela Cocks ..... 09 (3rd), 10  
 Nia Jackson ..... 11

**OREGON STATE.....18**  
 Chelle Flamoe ..... 88, 89  
 Judy Shannon ..... 91, 92  
 Tanja Kostic ..... 93, 94, 95, 96  
 Boky Vidic ..... 95  
 Tina Lelas ..... 97  
 Sissel Pierce ..... 00  
 Felicia Ragland ..... 00, 01, 02  
 Leilani Estavan ..... 03  
 Casey Nash ..... 07  
 Mercedes Fox-Griffin ..... 08 (3rd)  
 Brittney Davis ..... 09 (3rd)

**STANFORD.....58**  
 Jennifer Azzi ..... 88, 89, 90  
 Katy Steding ..... 88, 89, 90  
 Sonja Henning ..... 89, 90, 91  
 Trisha Stevens ..... 90, 91  
 Julie Zielstra ..... 91  
 Val Whiting ..... 92, 93  
 Molly Goodenbour ..... 93  
 Christy Hedgpeth ..... 94  
 Rachel Hemmer ..... 94  
 Anita Kaplan ..... 94, 95  
 Kate Starbird ..... 95, 96, 97  
 Jamila Wideman ..... 96, 97  
 Olympia Scott ..... 97, 98  
 Vanessa Nygaard ..... 98  
 Kristin Folkl ..... 98  
 Milena Flores ..... 99, 00  
 Nicole Powell ..... 01, 02, 03, 04  
 Lindsey Yamasaki ..... 02  
 Kelley Suminski ..... 03, 05  
 Brooke Smith ..... 05, 06, 07  
 Candice Wiggins ..... 05, 06, 07, 08  
 Jayne Appel ..... 08, 09, 10  
 Kayla Pedersen ..... 08 (3rd), 09 (3rd), 10, 11  
 Jillian Harmon ..... 09 (2nd)  
 Jeanette Pohlen ..... 09 (2nd), 10, 11  
 Nnemkadi Ogumike ..... 10, 11  
 Chiney Ogumike ..... 11

**UCLA.....38**  
 Dora Dome ..... 87, 88  
 Sandra VanEmbricqs ..... 89, 90  
 Rehema Stephens ..... 90, 91, 92  
 Natalie Williams ..... 92, 93, 94  
 Nicole Anderson ..... 93  
 Kisa Hughes ..... 95  
 Nickey Hilbert ..... 96  
 Maylana Martin ..... 97, 98, 99, 00  
 Erica Gomez ..... 98, 99  
 LaCresha Flannigan ..... 99  
 Michelle Greco ..... 01, 03  
 Nikki Blue ..... 03, 04, 05, 06  
 Lisa Willis ..... 05, 06  
 Noelle Quinn ..... 04, 06, 07  
 Lindsey Pluimer ..... 08  
 Doreena Campbell ..... 09 (2nd), 10, 11  
 Jasmine Dixon ..... 10, 11  
 Darxia Morris ..... 11

**USC.....32**  
 Rhonda Windham ..... 87  
 Cherie Nelson ..... 87, 88, 89  
 Monica Lamb ..... 87  
 Karon Howell ..... 87  
 Lisa Leslie ..... 91, 92, 93, 94  
 Tammy Story ..... 91, 92  
 Joni Easterly ..... 93  
 Nicky McCrimmon ..... 94  
 Tina Thompson ..... 95, 96, 97  
 Kristin Clark ..... 98  
 Adrain Williams ..... 99  
 Ebony Hoffman ..... 02, 03, 04  
 Aisha Hollans ..... 02  
 Eshaya Murphy ..... 06, 07  
 Nadia Parker ..... 08 (2nd)  
 Camille LeNoir ..... 08 (3rd), 09 (2nd)  
 Briana Gilbreath ..... 09 (3rd), 10, 11  
 Ashley Corral ..... 10, 11

**WASHINGTON.....31**  
 Yvette Cole ..... 87, 88, 89  
 Lisa Oriard ..... 87, 88  
 Karen Deden ..... 89, 90  
 Amy Mickelson ..... 90  
 Laurie Merlino ..... 91  
 Rhonda Smith ..... 93, 94, 95  
 Tara Davis ..... 94  
 Jamie Redd ..... 97, 98, 99  
 Amber Hall ..... 98, 99  
 Megan Franza ..... 00, 01  
 Giuliana Mendiola ..... 02, 03, 04  
 Loree Payne ..... 02, 04  
 Andrea Lalum ..... 04  
 Cameo Hicks ..... 06, 07  
 Emily Florence ..... 08 (3rd)  
 Sami Whitcomb ..... 10  
 Kristi Kingma ..... 11

**WASHINGTON STATE.....6**  
 Jonni Gray ..... 88, 89  
 Angie Miller ..... 89  
 Jenni Ruff ..... 96  
 Jade Hyatt ..... 97  
 Tricia Lamb ..... 99

**FOUR-TIME SELECTIONS**

Lisa Leslie, USC ..... 91, 92, 93, 94  
 Tanja Kostic, OSU ..... 93, 94, 95, 96  
 Maylana Martin, UCLA ..... 97, 98, 99, 00  
 Nicole Powell, STAN ..... 01, 02, 03, 04  
 Nikki Blue, UCLA ..... 03, 04, 05, 06  
 Candice Wiggins, STAN ..... 05, 06, 07, 08  
 Devanei Hampton, CAL ..... 06, 07, 08, 09  
 Kayla Pedersen, STAN ..... 08, 09, 10, 11

**THREE-TIME SELECTIONS**

Stefanie Kasperski, ORE ..... 88, 89, 90  
 Jennifer Azzi, STAN ..... 88, 89, 90  
 Katy Steding, STAN ..... 88, 89, 90  
 Sonja Henning, STAN ..... 88, 89, 90  
 Rehema Stephens, UCLA ..... 90, 91, 92  
 Natalie Williams, UCLA ..... 92, 93, 94  
 Cherie Nelson, USC ..... 87, 88, 89  
 Yvette Cole, WASH ..... 87, 88, 89  
 Rhonda Smith, WASH ..... 93, 94, 95  
 Kate Starbird, STAN ..... 95, 96, 97  
 Tina Thompson, USC ..... 95, 96, 97  
 Adia Barnes, ARIZ ..... 96, 97, 98  
 Jamie Redd, WASH ..... 97, 98, 99  
 Felicia Ragland, OSU ..... 00, 01, 02  
 Shaquala Williams, ORE ..... 99, 00, 02  
 Giuliana Mendiola, WASH ..... 02, 03, 04  
 Ebony Hoffman, USC ..... 02, 03, 04  
 Dee-Dee Wheeler, ARIZ ..... 03, 04, 05  
 Shawntinice Polk, ARIZ ..... 03, 04, 05  
 Emily Westerberg, ASU ..... 05, 06, 07  
 Brooke Smith, STAN ..... 05, 06, 07  
 Noelle Quinn, UCLA ..... 04, 06, 07  
 Ashley Walker, CAL ..... 07, 08, 09  
 Jayne Appel, STAN ..... 08, 09, 10  
 Alexis Gray-Lawson, CAL ..... 08, 09, 10  
 Doreena Campbell, UCLA ..... 09, 10, 11  
 Briana Gilbreath, USC ..... 09, 10, 11  
 Ify Ibekwe, ARIZ ..... 09, 10, 11  
 Jeanette Pohlen, STAN ..... 09, 10, 11

**TWO-TIME SELECTIONS**

Dora Dome, UCLA ..... 87, 88  
 Lisa Oriard, WASH ..... 87, 88  
 Dana Patterson, ARIZ ..... 87, 88  
 Chelle Flamoe, OSU ..... 88, 89  
 Jonni Gray, WSU ..... 88, 89  
 Karen Deden, WASH ..... 89, 90  
 Sandra VanEmbricqs, UCLA ..... 89, 90  
 Trisha Stevens, STAN ..... 90, 91  
 Judy Shannon, OSU ..... 91, 92  
 Trisha Stafford, CAL ..... 91, 92  
 Tammy Story, USC ..... 91, 92  
 Ryneldi Becenti, ASU ..... 92, 93  
 Milica Vukadinovic, CAL ..... 92, 93  
 Val Whiting, STAN ..... 92, 93  
 Anita Kaplan, STAN ..... 94, 95  
 Renae Fegent, ORE ..... 95, 96  
 Arianne Boyer, ORE ..... 96, 97  
 Jamilla Wideman, STAN ..... 96, 97  
 Olympia Scott, STAN ..... 97, 98  
 Erica Gomez, UCLA ..... 98, 99  
 Amber Hall, WASH ..... 98, 99  
 Milena Flores, STAN ..... 99, 00  
 Felicity Willis, ARIZ ..... 99, 00  
 Angelina Wolvert, ORE ..... 00, 01  
 Megan Franza, WASH ..... 00, 01  
 Elizabeth Pickney, ARIZ ..... 01, 02  
 Amanda Levens, ASU ..... 01, 02  
 Michelle Greco, UCLA ..... 01, 03  
 Loree Payne, WASH ..... 02, 03  
 Kelley Suminski, STAN ..... 03, 05  
 Lisa Willis, UCLA ..... 05, 06  
 Eshaya Murphy, USC ..... 06, 07  
 Cameo Hicks, WASH ..... 06, 07  
 Briann January, ASU ..... 08, 09  
 Camille LeNoire, USC ..... 08, 09  
 Micaela Cocks, ORE ..... 09, 10  
 Taylor Lilley, ORE ..... 08, 10  
 Ashley Corral, USC ..... 10, 11  
 Jasmine Dixon, UCLA ..... 10, 11  
 Nnemkadi Ogumike, STAN ..... 10, 11  
 Dymond Simon, ASU ..... 09, 11  
 Davellyn Whyte, ARIZ ..... 10, 11

Note: One team of 10 selected from 1987-2007; In 2008 and 2009, three teams of five were selected. Second and third teams indicated; one team of 15 selected beginning 2010.

**DID YOU KNOW?** Only 12 freshmen have ever earned first team all-conference honors: Lisa Leslie, USC ('91), Tanja Kostic, Oregon State ('93), Maylana Martin, UCLA ('97), Shaquala Williams, Oregon ('99), Nicole Powell, Stanford ('01), Shawntinice Polk, Arizona ('03), Nikki Blue, UCLA ('03), Noelle Quinn, UCLA ('04), Candice Wiggins, Stanford ('05), Devanei Hampton, California ('06), Davellyn White ('10) and Chiney Ogumike ('11)

## SELECTIONS BY SCHOOL

Stanford.....	26
UCLA.....	15
California.....	14
Arizona.....	13
Oregon.....	11
USC.....	11
Washington.....	11
Arizona State.....	9
Oregon State.....	9
Washington State.....	8

## ALL-FRESHMAN TEAM

### 1986-87

Jennifer Azzi.....	Stanford
Anja Hellman.....	California
Stefanie Kasperski.....	Oregon
Seija Leino.....	California
Katy Steding.....	Stanford
Monica Lamb*.....	USC

### 1987-88

Karen Deden *.....	Washington
Sonja Henning.....	Stanford
Teresa Palmisano.....	California
Kari Parriott*.....	Oregon State
Trisha Stevens.....	Stanford
Angie Weir.....	Washington State

### 1988-89

Kesha Martin.....	California
Kristal Stahl.....	Washington State
Tammy Story.....	USC
Molly Tideback*.....	UCLA
Julie Zeilstra.....	Stanford

### 1989-90

Nicole Anderson.....	UCLA
Joni Easterly.....	USC
Aili Gronroos.....	California
Vanessa Selden.....	Oregon
Val Whiting*.....	Stanford

### 1990-91

Tara Davis.....	Washington
Lisa Leslie*.....	USC
Natalia Mattick.....	Oregon State
Debbie Sporcich.....	Oregon
Natalie Williams.....	UCLA

### 1991-92

Rachel Hemmer*.....	Stanford
Stacey Johnson.....	Arizona State
Anita Kaplan.....	Stanford
Rhonda Smith.....	Washington
Jacinda Sweet.....	Arizona

### 1992-93

Keisha Anderson.....	Arizona
Tanja Kostic*.....	Oregon State
Anette Mollerstrom.....	Oregon State
Michelle Palmisano.....	UCLA
Melissa Wuschnig.....	Washington

### 1993-94

Arianne Boyer.....	Oregon
Kristina Lelas.....	Oregon State
Kate Starbird.....	Stanford
Tina Thompson*.....	USC
Jamila Wideman.....	Stanford

### 1994-95

Adia Barnes*.....	Arizona
Kristin Folkl.....	Stanford
Tawana Grimes.....	UCLA
Naomi Mulitauaoepele.....	Stanford
Gena Pelz.....	Washington

### 1995-96

Erica Gomez*.....	UCLA
Jade Hyett.....	Washington State
Jennie Leander.....	California
Erica Mashia.....	USC
Jamie Redd.....	Washington

### 1996-97

Milena Flores.....	Stanford
Lisa Griffith.....	Arizona
Maylana Martin*.....	UCLA
Jenny Mowe.....	Oregon
Joanna Smith.....	Washington State

### 1997-98

Reshea Bristol.....	Arizona
Alke Dietel*.....	Washington State
Brianne Meharry.....	Oregon
Masa Radovic.....	California
Angelina Wolvert.....	Oregon

### 1998-99

Michelle Greco.....	UCLA
Theresa Jantzen.....	Arizona State
Elizabeth Pickney.....	Arizona
Shaquala Williams*.....	Oregon
Lindsey Yamasaki.....	Stanford

### 1999-00

Sarah Allen.....	Arizona State
Jamie Carey*.....	Stanford
Nicole Kaczmarek.....	UCLA
Loree Payne.....	Washington
Krista Warren.....	Arizona

### 2000-01

Betsy Boardman.....	Arizona State
Ebony Hoffman.....	USC
Veranda James.....	Arizona
Giuliana Mendiola.....	Washington
Nicole Powell*.....	Stanford

### 2001-02

Kristen O'Neill.....	Washington
Kelley Suminski.....	Stanford
T'Nae Thiel.....	Stanford
Dee-Dee Wheeler*.....	Arizona
Rachel Woodward.....	USC

### 2002-03

Nikki Blue.....	UCLA
Amy Denson.....	Arizona State
Carolyn Ganes.....	Oregon
Jill Noe.....	Arizona State
Shawntinice Polk*.....	Arizona

### 2003-04

Eleanor Haring.....	Oregon
Cameo Hicks.....	Washington
Kristen Newlin.....	Stanford
Noelle Quinn*.....	UCLA
Emily Westerberg.....	Arizona State

### 2004-05

Brynn Cameron.....	USC
Kristen Forristall.....	Oregon
Jessica Lawson.....	California
Lindsey Pluimer.....	UCLA
Candice Wiggins*.....	Stanford

### 2005-06

Alexis Gray-Lawson*.....	California
Devanei Hampton.....	California
Jillian Harmon.....	Stanford
Briann January.....	Arizona State
Ashley Walker.....	California

### 2006-07

Jayne Appel*.....	Stanford
J.J. Hones.....	Stanford
Judie Lomax.....	Oregon State
Dymond Simon.....	Arizona State
Natasha Vital.....	California

### 2007-08

Doreena Campbell.....	UCLA
Ify Ibekwe.....	Arizona
Kayla Pedersen*.....	Stanford
Katelan Redmon.....	Washington
Talisa Rhea.....	Oregon State

### 2008-09

Courtney Clements.....	Arizona
Briana Gilbreath*.....	USC
Atonye Nyingifa.....	UCLA
Nnemkadi Ogumike.....	Stanford
Jazmine Perkins.....	Washington State

### 2009-10

KiKi Moore.....	Washington State
Haiden Palmer.....	Oregon State
DeNesha Stallworth.....	California
Markel Walker.....	UCLA
Davellyn Whyte*.....	Arizona

### 2010-11

Cassie Harberts.....	USC
Alyssa Martin.....	Oregon State
Chiney Ogumike*.....	Stanford
Sage Romberg.....	Washington State
Lindsay Sherbert.....	California

\* - Freshman of the Year

## ALL-DEFENSIVE TEAM

### 2007-08

Emily Florence.....	Washington
Tierra Henderson.....	UCLA
Briann January*.....	Arizona State
Simone Jelks.....	USC
Ashley Walker.....	California

### 2008-09

Mercedes Fox-Griffin.....	Oregon State
Jillian Harmon.....	Stanford
Ify Ibekwe.....	Arizona
Briann January*.....	Arizona State
Ashley Walker.....	California

### 2009-10

Briana Gilbreath*.....	USC
Rosalyn Gold-Onwude*.....	Stanford
Alexis Gray-Lawson.....	California
Ify Ibekwe.....	Arizona
Eliza Pierre.....	California

### 2010-11

Briana Gilbreath.....	USC
El Sara Greer.....	Oregon State
Ify Ibekwe*.....	Arizona
Eliza Pierre.....	California
Chiney Ogumike.....	Stanford

\* - Defensive Player of the Year



Arizona State's Briann January was the first player to be named Pac-10 Defensive Player of the Year, winning the award twice.

	<b>PLAYER OF THE YEAR</b>	<b>JOHN R. WOODEN COACH OF THE YEAR</b>	<b>FRESHMAN OF THE YEAR</b>	<b>DEFENSIVE PLAYER OF THE YEAR</b>
<b>1986-87</b> .....	Lauri Landerholm, ORE .....	Chris Gobrecht, WASH .....	Monica Lamb, USC	
<b>1987-88</b> .....	Cherie Nelson, USC .....	Chris Gobrecht, WASH .....	Karen Deden, WASH	
		Linda Sharp, USC .....	Kari Parriott, OSU	
<b>1988-89</b> .....	Jennifer Azzi, STAN .....	Tara VanDerveer, STAN .....	Molly Tideback, UCLA	
<b>1989-90</b> .....	Jennifer Azzi, STAN .....	Tara VanDerveer, STAN .....	Val Whiting, STAN	
<b>1990-91</b> .....	Sonja Henning, STAN .....	Harold Rhodes, WSU .....	Lisa Leslie, USC	
<b>1991-92</b> .....	Val Whiting, STAN .....	Gooch Foster, CAL .....	Rachel Hemmer, STAN	
<b>1992-93</b> .....	Val Whiting, STAN .....	Marianne Stanley, USC .....	Tanja Kostic, OSU	
<b>1993-94</b> .....	Natalie Williams, UCLA .....	Jody Runge, ORE .....	Tina Thompson, USC	
<b>1994-95</b> .....	Tanja Kostic, OSU .....	Tara VanDerveer, STAN .....	Adia Barnes, ARIZ	
<b>1995-96</b> .....	Tanja Kostic, OSU .....	Amy Tucker, STAN .....	Erica Gomez, UCLA	
	Kate Starbird, STAN .....	Marianne Stanley, STAN		
<b>1996-97</b> .....	Kate Starbird, STAN .....	Tara VanDerveer, STAN .....	Maylana Martin, UCLA	
<b>1997-98</b> .....	Adia Barnes, ARIZ .....	Joan Bonvicini, ARIZ .....	Alke Dietel, WSU	
<b>1998-99</b> .....	Maylana Martin, UCLA .....	Jody Runge, ORE .....	Shaquala Williams, ORE	
<b>1999-00</b> .....	Shaquala Williams, ORE .....	Judy Spoelstra, OSU .....	Jamie Carey, STAN	
<b>2000-01</b> .....	Felicia Ragland, OSU .....	Charli Turner Thorne, ASU .....	Nicole Powell, STAN	
<b>2001-02</b> .....	Nicole Powell, STAN .....	Tara VanDerveer, STAN .....	Dee-Dee Wheeler, ARIZ	
<b>2002-03</b> .....	Giuliana Mendiola, WASH .....	Tara VanDerveer, STAN .....	Shawntinice Polk, ARIZ	
<b>2003-04</b> .....	Nicole Powell, STAN .....	Caren Horstmeyer, CAL .....	Noelle Quinn, UCLA	
<b>2004-05</b> .....	Candice Wiggins, STAN .....	Tara VanDerveer, STAN .....	Candice Wiggins, STAN	
<b>2005-06</b> .....	Candice Wiggins, STAN .....	Tara VanDerveer, STAN .....	Alexis Gray-Lawson, CAL	
<b>2006-07</b> .....	Devanei Hampton, CAL .....	Joanne Boyle, CAL .....	Jayne Appel, STAN	
<b>2007-08</b> .....	Candice Wiggins, STAN .....	Tara VanDerveer, STAN .....	Kayla Pedersen, STAN .....	Briann January, ASU
<b>2008-09</b> .....	Jayne Appel, STAN .....	Tara VanDerveer, STAN .....	Briana Gilbreath, USC .....	Briann January, ASU
<b>2009-10</b> .....	Nnemkadi Ogumike, STAN .....	Nikki Caldwell, UCLA .....	Davellyn Whyte, ARIZ .....	Briana Gilbreath, USC
				Rosalyn Gold-Onwude, STAN
<b>2010-11</b> .....	Jeanette Pohlen, STAN .....	Tara VanDerveer, STAN .....	Chiney Ibekwe, STAN .....	Ify Ibekwe, ARIZ

**SELECTIONS BY SCHOOL**

<b>PLAYER OF THE YEAR</b>		
Stanford .....	15 .....	2011
Oregon State .....	3 .....	1996
UCLA .....	2 .....	1999
California .....	1 .....	2007
Washington .....	1 .....	2003
Arizona .....	1 .....	1998
USC .....	1 .....	1988
Oregon .....	1 .....	1987
Arizona State .....	0 .....	-
Washington State .....	0 .....	-

\* includes co-winners

<b>FRESHMAN OF THE YEAR</b>		
Stanford .....	8 .....	2011
USC .....	4 .....	2009
UCLA .....	4 .....	2004
Arizona .....	4 .....	2010
Oregon State .....	2 .....	1993
California .....	1 .....	2006
Oregon .....	1 .....	1999
Washington State .....	1 .....	1998
Washington .....	1 .....	1988
Arizona State .....	0 .....	-

\* includes co-winners

<b>COACH OF THE YEAR</b>		
Stanford .....	13 .....	2011
California .....	3 .....	2007
Oregon .....	2 .....	1999
USC .....	2 .....	1993
Washington .....	2 .....	1988
Arizona State .....	1 .....	2001
Oregon State .....	1 .....	2000
Arizona .....	1 .....	1998
UCLA .....	1 .....	2010
Washington State .....	1 .....	1991

\* includes co-winners

<b>DEFENSIVE PLAYER OF THE YEAR</b>		
Arizona State .....	2 .....	2009
Arizona .....	1 .....	2011
Stanford .....	1 .....	2010
USC .....	1 .....	2010
California .....	0 .....	--
Oregon .....	0 .....	--
Oregon State .....	0 .....	--
UCLA .....	0 .....	--
Washington .....	0 .....	--
Washington State .....	0 .....	--

\* includes co-winners



Stanford's Candice Wiggins was named the Player of the Year a Conference-record three times.

**FRESHMEN NAMED TO ALL-PAC-10 TEAM**

<b>1990-91</b>	Lisa Leslie, USC	<b>2003-04</b>	Noelle Quinn, UCLA
<b>1992-93</b>	Tanja Kostic, Oregon State	<b>2004-05</b>	Candice Wiggins, Stanford
<b>1996-97</b>	Maylana Martin, UCLA	<b>2005-06</b>	Devanei Hampton, California
<b>1998-99</b>	Shaquala Williams, Oregon	<b>2007-08</b>	Kayla Pedersen, Stanford
<b>2000-01</b>	Nicole Powell, Stanford	<b>2008-09</b>	Briana Gilbreath, USC
<b>2002-03</b>	Nikki Blue, UCLA	<b>2009-10</b>	Davellyn Whyte, Arizona
	Shawntinice Polk, Arizona	<b>2010-11</b>	Chiney Ogumike, Stanford



## SELECTIONS BY SCHOOL

Stanford.....	43
Oregon.....	37
Arizona State.....	35
Washington.....	30
Washington State.....	28
California.....	24
USC.....	16
Oregon State.....	14
UCLA.....	11
Arizona.....	7

### 1986-87

#### First Team

Chelle Flamoe.....	Oregon State
Erica Mueser.....	Stanford
Gabi Neumann.....	Oregon
Sherry Poole.....	Arizona State
Lisa Raschkow.....	Washington
Lauri Landerholm.....	Oregon

#### Second Team

Holly Ford.....	USC
Mia Kuusisto.....	California
Yolando Turner.....	Arizona
Rhonda Windham.....	USC
Lisa Oriard.....	Washington

### 1987-88

#### First Team

Chelle Flamoe.....	Oregon State
Holly Ford.....	USC
Stefanie Kasperski.....	Oregon
Lisa Oriard.....	Washington
Katy Steding.....	Stanford

#### Second Team

Kami Anderson.....	Stanford
Jennifer Azzi.....	Stanford
Timi Brown.....	Arizona
Paula Pyers.....	USC
Jacquie Semeniuk.....	Oregon
Jill Yanke.....	Stanford

### 1988-89

#### First Team

Fran Ciak.....	Arizona State
Karen Deden.....	Washington
Chelle Flamoe.....	Oregon State
Stefanie Kasperski.....	Oregon
Laurie Merlino.....	Washington

#### Second Team

Debbie Dalluge.....	Oregon State
Meme Fanner.....	California
Trina McCartney.....	Oregon
Michelle Miles.....	UCLA
Stacy Parson.....	Stanford
Jacquie Semeniuk.....	Oregon
Jill Yanke.....	Stanford

### 1989-90

#### First Team

Fran Ciak.....	Arizona State
Karen Deden.....	Washington
Stefanie Kasperski.....	Oregon
Tammy Story.....	USC
Julie Zeilstra.....	Stanford

#### Second Team

Timi Brown.....	Arizona
Sonja Henning.....	Stanford
Trina McCartney.....	Oregon
Jacquie Semeniuk.....	Oregon
Monica Wiley.....	California

### 1990-91

#### First Team

Karen Deden.....	Washington
Sonja Henning.....	Stanford
Laurie Merlino.....	Washington
Tammy Story.....	USC
Darla Williamson.....	Washington State

#### Second Team

Margo Evashevski.....	Oregon State
Jocelyn McIntire.....	Washington
Kristin Metson.....	Washington State
Lisa Salsman.....	Arizona State
Jennifer Self.....	California

### 1991-92

#### First Team

Margo Evashevski.....	Oregon State
Chris MacMurdo.....	Stanford
Jennifer Self.....	California
Tammy Story.....	USC
Darla Williamson.....	Washington State

#### Second Team

Kelly Blair.....	Oregon
Sonjhia Fleming.....	Oregon State
Christy Hedgpeth.....	Stanford
Lisa Salsman.....	Arizona State
Monica Wiley.....	California

### 1992-93

#### First Team

Margo Evashevski.....	Oregon State
Christy Hedgpeth.....	Stanford
Chris MacMurdo.....	Stanford
Milica Vukadinovic.....	California
Sara Wilson.....	Oregon

#### Second Team

Susie Jarosch.....	Washington State
Lori Lollis.....	Washington State
Lisa Salsman.....	Arizona State
Missy Smith.....	Oregon State
Missy Stowell.....	Oregon

### 1993-94

#### First Team

Missy Croshaw.....	Oregon
Christy Hedgpeth.....	Stanford
Anita Kaplan.....	Stanford
Jackie Lear.....	California
Sara Wilson.....	Oregon

#### Second Team

Kerri Barrett.....	California
Susie Jarosch.....	Washington State
Louise Nelson.....	California
Kate Paye.....	Stanford
Janelle Thompson.....	Arizona

### 1994-95

#### First Team

Susie Jarosch.....	Washington State
Anita Kaplan.....	Stanford
Ricarda Kuypers.....	UCLA
Jackie Lear.....	California
Kate Paye.....	Stanford

#### Second Team

Kerri Barrett.....	California
Betty Ann Boeving.....	Oregon
Cindie Edamura.....	Oregon
Kelli Kronberger.....	Washington State
Kate Starbird.....	Stanford

### 1995-96

#### First Team

Betty Ann Boeving.....	Oregon
Cindie Edamura.....	Oregon
Renae Fegent.....	Oregon
Kate Starbird.....	Stanford
Jamila Wideman.....	Stanford

#### Second Team

Allison Arredondo.....	UCLA
Arianne Boyer.....	Oregon
Heidi Hoffman.....	Washington
Ricarda Kuypers.....	UCLA
Joana Ziuraitis.....	Arizona State

### 1996-97

#### First Team

Betty Ann Boeving.....	Oregon
Cindie Edamura.....	Oregon
Renae Fegent.....	Oregon
Elise Niemela.....	Washington
Kate Starbird.....	Stanford
Jamila Wideman.....	Stanford

#### Second Team

Marte Alexander.....	Arizona
Mendy Benson.....	Oregon
Arianne Boyer.....	Oregon
Patrycja Czepiec.....	California
Liz Rizzo.....	California

### 1997-98

#### First Team

Marte Alexander.....	Arizona
Kristin Folkl.....	Stanford
Amber Hall.....	Washington
Jennie Leander.....	California
Natasha O'Brien.....	Oregon

#### Second Team

Mendy Benson.....	Oregon
Paige Bowie.....	California
Vanessa Nygaard.....	Stanford
Heather Owen.....	Stanford
Spring Steed.....	Arizona State

### 1998-99

#### First Team

Paige Bowie.....	California
Milena Flores.....	Stanford
Amber Hall.....	Washington
Jennie Leander.....	California
Natasha O'Brien.....	Oregon

#### Second Team

Regan Freuen.....	Stanford
Victoria Harrod.....	Washington State
Rachel Holt.....	Arizona State
Malinda Lynch.....	Washington
Katie Nyseth.....	Washington State
Natalie Tucker.....	Arizona State

### 1999-00

#### First Team

Paige Bowie.....	California
Milena Flores.....	Stanford
Megan Franza.....	Washington
Victoria Harrod.....	Washington State
Katie Nyseth.....	Washington State

#### Second Team

Alke Dietel.....	Washington State
Maylana Martin.....	UCLA
Kristine Sand.....	Arizona State
Nicole Strange.....	Oregon
Natalie Tucker.....	Arizona State

### 2000-01

#### First Team

Leah Combs.....	Arizona State
Megan Franza.....	Washington
Victoria Harrod.....	Washington State
Katie Nyseth.....	Washington State
Jill Pimley.....	Washington

#### Second Team

Jessica Collins.....	Washington State
Brianne Meharry.....	Oregon
Loree Payne.....	Washington
Genevieve Swedor.....	California
Natalie Tucker.....	Arizona State

### 2001-02

#### First Team

Jen Albert.....	Arizona State
Jessica Collins.....	Washington State
Leah Combs.....	Arizona State
Bethany Donaphin.....	Stanford
Loree Payne.....	Washington

#### Second Team

Betsy Boardman.....	Arizona State
Lindsey Egeland.....	Washington State
Carmen Krause.....	USC
Andrea Lalum.....	Washington
Lauren St. Clair.....	Stanford

**2002-03**

- First Team**  
 Jen Albert ..... Arizona State  
 Carrie Buckner ..... Arizona State  
 Hollye Chapman ..... Oregon State  
 Lindsey Egeland ..... Washington State  
 Loree Payne ..... Washington  
**Second Team**  
 Brina Chaney ..... Oregon State  
 Andrea Lalum ..... Washington  
 Sara McGee ..... Stanford  
 Kourtney Shreve ..... Oregon  
 Krista Warren ..... Arizona

**2003-04**

- First Team**  
 Jen Albert ..... Arizona State  
 Brina Chaney ..... Oregon State  
 Hollye Chapman ..... Oregon State  
 Lindsey Egeland ..... Washington State  
 Corrie Mizusawa ..... Oregon  
**Second Team**  
 Susan Borchardt ..... Stanford  
 Carrie Buckner ..... Arizona State  
 Andrea Lalum ..... Washington  
 Krista Rappahahn ..... Stanford  
 Chelsea Trotter ..... Stanford

**2004-05**

- First Team**  
 Kate Benz ..... Washington State  
 Susan King Borchardt ..... Stanford  
 Corrie Mizusawa ..... Oregon  
 Krista Rappahahn ..... Stanford  
 Kiki Williams ..... California  
**Second Team**  
 Kristin Iwanaga ..... California  
 Aubree Johnson ..... Arizona State  
 Emma Joneby ..... Washington State  
 Cathrine Kraayeveld ..... Oregon  
 Azella Perryman ..... Stanford

**2005-06**

- First Team**  
 Kate Benz ..... Washington State  
 Mandy Close ..... Oregon State  
 Lindsey Plumier ..... UCLA  
 Krista Rappahahn ..... Stanford  
 Emily Westerberg ..... Arizona State  
**Second Team**  
 Nicole Castro ..... Washington  
 Adriane Ferguson ..... Washington State  
 Allison Jaskowiak ..... USC  
 Aubree Johnson ..... Arizona State  
 Kristen O'Neill ..... Washington

**2006-07**

- First Team**  
 Kate Benz ..... Washington State  
 Clare Bodensteiner ..... Stanford  
 Aubree Johnson ..... Arizona State  
 Lindsey Plumier ..... UCLA  
 Emily Westerberg ..... Arizona State  
**Second Team**  
 Nicole Berberet ..... USC  
 Kate Engelbrecht ..... Arizona State  
 Jamie Hagiya ..... USC  
 Allison Jaskowiak ..... USC  
 Erica Schelley ..... Washington

**2007-08**

- First Team**  
 Kate Engelbrecht ..... Arizona State  
 Emily Florence ..... Washington  
 Allison Jaskowiak Kennedy ..... USC  
 Jill Noe ..... Arizona State  
 Lindsey Pluimer ..... UCLA  
**Second Team**  
 Lauren Greif ..... California  
 JJ Hones ..... Stanford  
 Simone Jelks ..... USC  
 Reagan Pariseau ..... Arizona State  
 Andrea Plouffe ..... Washington

**2008-09**

- First Team**  
 Sybil Dosty ..... Arizona State  
 Kate Engelbrecht ..... Arizona State  
 Lauren Greif ..... California  
 Allison Taka ..... UCLA  
**Second Team**  
 Katie Appleton ..... Washington State  
 Kezia Kelly ..... Washington State  
 Danielle Orsillo ..... Arizona State  
 Erica Tukiainen ..... UCLA  
 Sami Whitcomb ..... Washington

**2009-10**

- First Team**  
 Lauren Greif ..... California  
 Amanda Johnson ..... Oregon  
 Danielle Roark ..... USC  
 Allison Taka ..... UCLA  
 Kirsten Tilleman ..... Oregon State  
**Second Team**  
 Jayne Appel ..... Stanford  
 Julie Futch ..... Oregon State  
 JJ Hones ..... Stanford  
 Danielle Orsillo ..... Arizona State  
 Erica Tukiainen ..... UCLA

**2010-11**

- First Team**  
 Jacki Gemelos ..... USC  
 Amanda Johnson ..... Oregon  
 Kayla Pedersen ..... Stanford  
 Dymond Simon ..... Arizona State  
 Laura Stanulis ..... Oregon  
**Second Team**  
 Kali Bennet ..... Arizona State  
 Briana Gilbreath ..... USC  
 Kristi Kingma ..... Washington  
 Rosie Tarnowski ..... Washington State  
 Mariah Williams ..... UCLA

**SCHOLAR-ATHLETE OF THE YEAR**

- 2007-08 ..... Lindsey Pluimer, UCLA  
 2008-09 ..... Sybil Dosty, ASU  
 2009-10 ..... Jayne Appel, STAN  
 2010-11 ..... Kayla Pedersen, STAN



Stanford's Jayne Appel was the 2009-10 Toyo Tires Scholar-Athlete of the Year.



Arizona State's Sybil Dosty was the 2008-09 recipient of the Toyo Tires Scholar-Athlete of the Year award.



UCLA's Lindsey Pluimer was the first player to receive the Toyo Tires Scholar-Athlete of the Year award for women's basketball in 2007-08.

## 1986-87

Nov. 30 Chelle Flamoe, Oregon State  
 Dec. 7 Mia Kuusisto, California  
 Dec. 14 Lauri Landerholm, Oregon  
 Dec. 21 Jennifer Bennett, California  
 Jan. 5 Jennifer Bennett, California  
 Jan. 12 Dora Dome, UCLA  
 Jan. 19 Robin Connolly, Arizona State  
 Jan. 26 Jennifer Azzi, Stanford  
 Feb. 2 Lisa Oriard, Washington  
 Kris Glidden, Oregon  
 Feb. 9 Lauri Landerholm, Oregon  
 Feb. 16 Jennifer Bennett, California  
 Feb. 23 Gabi Neumann, Oregon  
 Mar. 2 Jennifer Bennett, California  
 Mar. 9 Monica Lamb, USC

## 1987-88

Nov. 30 Jill Yanke, Stanford  
 Dec. 7 Jennifer Azzi, Stanford  
 Dec. 14 Penny Bowden, Washington State  
 Dec. 21 Amanda Ray, California  
 Jan. 4 Cherie Nelson, USC  
 Jan. 11 Sonja Henning, Stanford  
 Jan. 18 Chelle Flamoe, Oregon State  
 Jan. 25 Cherie Nelson, USC  
 Feb. 1 Jonni Gray, Washington State  
 Feb. 9 Dora Dome, UCLA  
 Feb. 15 Stefanie Kasperski, Oregon  
 Feb. 22 Cherie Nelson, USC  
 Feb. 29 Cherie Nelson, USC  
 Mar. 7 Cherie Nelson, USC  
 Mar. 14 Karen O'Connor, Arizona State

## 1988-89

Nov. 28 Chelle Flamoe, Oregon State  
 Dec. 5 Cherie Nelson, USC  
 Dec. 12 Stefanie Kasperski, Oregon  
 Dec. 19 Tori Baker, Oregon  
 Jan. 3 Karon Howell, USC  
 Jan. 9 Karen O'Connor, Arizona State  
 Jan. 16 Trina McCartney, Oregon  
 Jan. 23 Sandra Van Embricqas, UCLA  
 Jan. 30 Amy Gamble, Arizona  
 Feb. 6 Stefanie Kasperski, Oregon  
 Feb. 13 Sonja Henning, Stanford  
 Feb. 20 Stefanie Kasperski, Oregon  
 Feb. 27 Chris Holten, California  
 Mar. 6 Cherie Nelson, USC  
 Mar. 13 Cherie Nelson, USC

## 1989-90

Nov. 27 Karen Deden, Washington  
 Dec. 4 Chris Holten, California  
 Dec. 11 Rehema Stephens, UCLA  
 Dec. 18 Sonja Henning, Stanford  
 Jan. 3 Amy Mickelson, Washington  
 Jan. 8 Stefanie Kasperski, Oregon  
 Jan. 15 Julie Zeilstra, Stanford  
 Jan. 22 Karen O'Connor, Arizona State  
 Jan. 29 Trisha Stevens, Stanford  
 Feb. 5 Sandra Van Embricqas, UCLA  
 Feb. 12 Laurie Merlino, Washington  
 Amy Mickelson, Washington  
 Feb. 26 Shana Daniels, Oregon State  
 Mar. 5 Angie Miller, Washington State  
 Mar. 12 Jennifer Azzi, Stanford

## 1990-91

Nov. 26 Lisa Leslie, USC  
 Dec. 3 Trisha Stafford, California  
 Dec. 10 Rehema Stephens, UCLA  
 Dec. 17 Monique Ambers, Arizona State  
 Jan. 2 Sonja Henning, Stanford  
 Jan. 7 Julie Zeilstra, Stanford

Jan. 14 Lisa Leslie, USC  
 Jan. 21 Judy Shannon, Oregon State  
 Jan. 28 Natalie Williams, UCLA  
 Feb. 4 Staci Wallenborn, Oregon  
 Feb. 11 Karen Deden, Washington  
 Feb. 18 Darci Wellsandt, Washington State  
 Feb. 25 Laura Baker, California  
 Mar. 4 Lisa Leslie, USC  
 Mar. 11 Judy Shannon, Oregon State

## 1991-92

Nov. 25 Chris MacMurdo, Stanford  
 Dec. 1 Debbie Sporcich, Oregon  
 Dec. 8 Ryneldi Becenti, Arizona State  
 Judy Shannon, Oregon State  
 Dec. 15 Val Whiting, Stanford  
 Dec. 23 Trisha Stafford, California  
 Dec. 30 Lisa Leslie, USC  
 Jan. 6 Margo Clark, Arizona  
 Jan. 13 Trisha Stafford, California  
 Jan. 20 Val Whiting, Stanford  
 Jan. 27 Lisa Leslie, USC  
 Feb. 3 Rehema Stephens, UCLA  
 Feb. 10 Judy Shannon, Oregon State  
 Natalie Williams, UCLA  
 Feb. 17 Christy Hedgpeh, Stanford  
 Feb. 24 Ryneldi Becenti, Arizona State  
 Mar. 2 Jovonne Smith, Arizona State  
 Mar. 9 Tammy Story, USC  
 Mar. 16 Natalie Williams, UCLA

## 1992-93

Dec. 7 Ryneldi Becenti, Arizona State  
 Tanja Kostic, Oregon State  
 Dec. 14 Anette Mollerstrom, Oregon State  
 Dec. 21 Tanja Kostic, Oregon State  
 Jan. 4 Milica Vukadinovic, California  
 Jan. 11 Natalie Williams, UCLA  
 Jan. 18 Joni Easterly, USC  
 Jan. 25 Val Whiting, Stanford  
 Feb. 1 Rhonda Smith, Washington  
 Feb. 8 Lisa Leslie, USC  
 Feb. 15 Ryneldi Becenti, Arizona State  
 Debbie Sporcich, Oregon  
 Feb. 22 Natalie Williams, UCLA  
 Mar. 1 Val Whiting, Stanford  
 Mar. 8 Val Whiting, Stanford  
 Mar. 15 Shawn Coder, Arizona

## 1993-94

Dec. 6 Amy Jalewalia, UCLA  
 Dec. 13 Shawn Coder, Arizona  
 Tanja Kostic, Oregon State  
 Dec. 20 Rachel Hemmer, Stanford  
 Jan. 3 Melani Francis, Arizona State  
 Jan. 10 Rhonda Smith, Washington  
 Jan. 17 Lisa Leslie, USC  
 Jan. 24 Debbie Sporcich, Oregon  
 Jan. 31 Lisa Leslie, USC  
 Natalie Williams, UCLA  
 Feb. 7 Natalie Williams, UCLA  
 Feb. 14 Natalie Williams, UCLA  
 Feb. 21 Tanja Kostic, Oregon State  
 Feb. 28 Anita Kaplan, Stanford  
 Mar. 7 Rhonda Smith, Washington  
 Mar. 13 Jessica Schutt, Oregon

## 1994-95

Dec. 5 Eliza Sokolowska, California  
 Dec. 12 Adia Barnes, Arizona  
 Dec. 19 Kate Starbird, Stanford  
 Jan. 3 Tina Thompson, USC  
 Jan. 9 Adia Barnes, Arizona  
 Jan. 16 Kristin Erickson, Washington State  
 Jan. 23 Renae Fegent, Oregon

Jan. 30 Tanja Kostic, Oregon State  
 Feb. 6 Tina Lelas, Oregon State  
 Feb. 13 Eliza Sokolowska, California  
 Feb. 20 Rhonda Smith, Washington  
 Feb. 27 Anita Kaplan, Stanford  
 Mar. 6 Jackie Lear, California  
 Mar. 13 Tanja Kostic, Oregon State

## 1995-96

Dec. 4 Kate Starbird, Stanford  
 Dec. 11 Jenni Ruff, Washington State  
 Dec. 18 Tanja Kostic, Oregon State  
 Jan. 2 Adia Barnes, Arizona  
 Jan. 8 Jenni Ruff, Washington State  
 Jan. 15 Kate Starbird, Stanford  
 Jan. 22 Nickey Hilbert, UCLA  
 Jan. 29 Tina Thompson, USC  
 Feb. 5 Tanja Kostic, Oregon State  
 Feb. 12 Renae Fegent, Oregon  
 Feb. 19 Adia Barnes, Arizona  
 Feb. 26 Eliza Sokolowska, California  
 Jamila Wideman, Stanford  
 Mar. 4 Molly Tuter, Arizona State  
 Mar. 11 Jenni Ruff, Washington State

## 1996-97

Dec. 2 Vanessa Nygaard, Stanford  
 Dec. 9 Tina Thompson, USC  
 Dec. 16 Kate Starbird, Stanford  
 Dec. 23 Tina Thompson, USC  
 Jan. 6 Kate Starbird, Stanford  
 Jan. 13 Kate Starbird, Stanford  
 Jan. 20 Tina Thompson, USC  
 Jan. 27 Jade Hyett, Washington State  
 Tina Lelas, Oregon State  
 Feb. 3 Monika Crank, Arizona  
 Feb. 10 Arianne Boyer, Oregon  
 Feb. 17 Lisa Griffith, Arizona  
 Feb. 24 Natalie Hughes, Oregon  
 Kate Starbird, Stanford  
 Mar. 3 Arianne Boyer, Oregon  
 Mar. 9 Laure Savasta, Washington

## 1997-98

Dec. 1 Amber Hall, Washington  
 Dec. 8 Jamie Redd, Washington  
 Dec. 15 Olympia Scott, Stanford  
 Dec. 22 Melanie Pearson, UCLA  
 Jan. 5 Adia Barnes, Arizona  
 Jan. 12 Michelle Tom, Arizona State  
 Jan. 19 Adia Barnes, Arizona  
 Jan. 26 Kristin Folkl, Stanford  
 Feb. 2 Olympia Scott, Stanford  
 Feb. 9 Amber Hall, Washington  
 Feb. 16 Vanessa Nygaard, Stanford  
 Feb. 23 Adia Barnes, Arizona  
 Mar. 2 Kristin Folkl, Stanford  
 Mar. 9 Natasha O'Brien, Oregon

## 1998-99

Nov. 30 Maylana Martin, UCLA  
 Dec. 6 Kristine Sand, Arizona State  
 Dec. 13 Sissel Pierce, Oregon State  
 Dec. 20 Angela Lackey, Arizona  
 Jan. 5 Lindsey Dion, Oregon  
 Jan. 11 LaCresha Flannigan, UCLA  
 Jan. 18 Shaquala Williams, Oregon  
 Jan. 25 Reshea Bristol, Arizona  
 Feb. 1 Marie Philman, UCLA  
 Feb. 8 Theresa Jantzen, Arizona State  
 Feb. 15 Regan Freuen, Stanford  
 Feb. 22 Maylana Martin, UCLA  
 Mar. 1 Jamie Redd, Washington  
 Mar. 8 Regan Freuen, Stanford

## 1999-00

Nov. 29 Elizabeth Pickney, Arizona  
 Dec. 6 Tatum Brown, Arizona  
 Dec. 13 Maylana Martin, UCLA  
 Dec. 20 Megan Franza, Washington  
 Jan. 3 Carolyn Moos, Stanford  
 Jan. 10 Kitch Kitchen, Arizona State  
 Jan. 17 Lisa Griffith, Arizona  
 Jan. 24 Maylana Martin, UCLA  
 Jan. 31 Shavaki Jackson, California  
 Feb. 7 Felecity Willis, Arizona  
 Feb. 14 Rachel Holt, Arizona State  
 Feb. 21 Tiffany Elmore, USC  
 Feb. 28 Sissel Pierce, Oregon State  
 Mar. 6 Shaquala Williams, Oregon  
 Mar. 12 Nicole Kaczmariski, UCLA

## 2000-01

Nov. 27 Melody Johnson, Arizona State  
 Dec. 4 Nicole Funn, Oregon State  
 Dec. 11 Elizabeth Pickney, Arizona  
 Dec. 18 Susan King, Stanford  
 Jan. 2 Reshea Bristol, Arizona  
 Jan. 8 Reshea Bristol, Arizona  
 Jan. 15 Jamie Craighead, Oregon  
 Jan. 22 Amanda Levens, Arizona State  
 Jan. 29 Ebony Hoffman, USC  
 Feb. 5 Elizabeth Pickney, Arizona  
 Feb. 12 Megan Franza, Washington  
 Feb. 19 Courtney Johnson, California  
 Feb. 26 Lindsey Yamasaki, Stanford  
 Mar. 5 Felicia Ragland, Oregon State  
 Mar. 12 Nicole Powell, Stanford

## 2001-02

Nov. 26 Elizabeth Pickney, Arizona  
 Dec. 3 Nicole Powell, Stanford  
 Dec. 10 Amanda Levens, Arizona State  
 Dec. 17 Amanda Levens, Arizona State  
 Dec. 31 Nicole Powell, Stanford  
 Jan. 7 Aisha Hollans, USC  
 Jan. 14 Nicole Powell, Stanford  
 Jan. 21 Felicia Ragland, Oregon State  
 Jan. 28 Lindsey Yamasaki, Stanford  
 Feb. 4 Giuliana Mendiola, Washington  
 Feb. 11 Nicole Powell, Stanford  
 Feb. 18 Cathrine Kraayeveld, Oregon  
 Feb. 25 Felicia Ragland, Oregon State

## 2002-03

Dec. 2 Shawntinice Polk, Arizona  
 Dec. 9 Giuliana Mendiola, Washington  
 Dec. 16 Jill Noe, Arizona State  
 Dec. 22 Shawntinice Polk, Arizona  
 Dec. 29 Kelley Suminski, Stanford  
 Jan. 6 Jill Noe, Arizona State  
 Jan. 13 Michelle Greco, UCLA  
 Jan. 20 Dee-Dee Wheeler, Arizona  
 Jan. 27 Rometra Craig, USC  
 Feb. 3 Giuliana Mendiola, Washington  
 Feb. 10 Shawntinice Polk, Arizona  
 Feb. 17 Giuliana Mendiola, Washington  
 Feb. 24 Nicole Powell, Stanford  
 Mar. 3 Shawntinice Polk, Arizona



**PLAYER OF THE WEEK BY THE NUMBERS**

Jayne Appel, STAN (2007-10).....9	Sonja Henning, STAN (1988-91).....4
Candice Wiggins, STAN (2005-08).....9	Maylana Martin, UCLA (1997-2000)....4
Tanja Kostic, OSU (1993-96).....8	Nnemkadi Ogwumike, STAN (2009-pres.)..4
Lisa Leslie, USC (1991-94).....8	Kayla Pedersen, STAN (2008-11).....4
Cherie Nelson, USC (1987-89).....8	Elizabeth Pickney, ARIZ (1998-2002)..4
Nicole Powell, STAN (2001-04).....8	Judy Shannon, OSU (1991-92).....4
Noelle Quinn, UCLA (2004-07).....8	Rhonda Smith, WASH (1992-95).....4
Ashley Walker, CAL (2005-09).....8	Jennifer Azzi, STAN (1987-90).....3
Natalie Williams, UCLA (1991-94).....8	Reshea Bristol, ARIZ (1998-2001).....3
Adia Barnes, ARIZ (1995-98).....7	Chelle Flamoe, OSU (1987-89).....3
Shawntinice Polk, ARIZ (2003-05).....7	Cameo Hicks, WASH (2004-07).....3
Kate Starbird, STAN (1994-97).....7	Amanda Levens, ASU (1998-2002).....3
Stefanie Kasperski, ORE (1987-90).....5	Karen O'Connor, ASU (1988-91).....3
Giuliana Mendiola, WASH (2001-04)....5	Felicia Ragland, OSU (1998-2002).....3
Tina Thompson, USC (1994-97).....5	Jenni Ruff, WSU (1993-96).....3
Val Whiting, STAN (1989-93).....5	Eliza Sokolowska, CAL (1995-96).....3
Ryneldi Becenti, ASU (1992-93).....4	Debbie Sporcich, ORE (1991-94).....3
Jennifer Bennett, CAL (1987).....4	Trisha Stafford, CAL (1989-92).....3
Devanei Hampton, CAL (2005-09).....4	Rehema Stephens, UCLA (1990-92)....3

**SELECTIONS BY SCHOOL**

Stanford.....	78
UCLA.....	43
USC.....	41
Arizona.....	37
Oregon.....	37
California.....	36
Arizona State.....	34
Oregon State.....	31
Washington.....	29
Washington State.....	12

**2003-04**

Dec. 1	Giuliana Mendiola, Washington
Dec. 8	Nihan Anaz, California
Dec. 15	Nicole Powell, Stanford
Dec. 22	Leilani Estavan, Oregon State
Jan. 5	Shannon Howell, Oregon State
Jan. 12	Nicole Powell, Stanford
Jan. 19	Shawntinice Polk, Arizona
Jan. 26	Ebony Hoffman, USC
Feb. 2	Kylan Loney, Arizona State
Feb. 9	Shawntinice Polk, Arizona
Feb. 16	Noelle Quinn, UCLA
Feb. 23	Noelle Quinn, UCLA
Mar. 1	Shawntinice Polk, Arizona

**2004-05**

Nov. 29	Noelle Quinn, UCLA
Dec. 6	Noelle Quinn, UCLA
Dec. 13	Kylan Loney, Arizona State
Dec. 20	Dee-Dee Wheeler, Arizona
Dec. 30	Andrea Bills, Oregon
Jan. 5	Noelle Quinn, UCLA
Jan. 10	Candice Wiggins, Stanford
Jan. 17	Eshaya Murphy, USC
Jan. 24	Candice Wiggins, Stanford
Jan. 31	Brandi Davis, Oregon
Feb. 7	Nikki Blue, UCLA
Feb. 14	Natalie Jones, Arizona
Feb. 21	Brandi Davis, Oregon
Feb. 28	Kayla Burt, Washington

**2005-06**

Nov. 28	Lisa Willis, UCLA
Dec. 5	Noelle Quinn, UCLA
Dec. 12	Sarah Pool, California
Dec. 19	Carolyn Ganes, Oregon
Dec. 26	Cameo Hicks, Washington
Jan. 2	Devanei Hampton, California
Jan. 9	Candice Wiggins, Stanford
Jan. 16	Eshaya Murphy, USC
Jan. 23	Camille LeNoir, USC
Jan. 30	Noelle Quinn, UCLA
Feb. 6	Emily Westerberg, Arizona State
Feb. 13	Noelle Quinn, UCLA
Feb. 20	Kate Benz, Washington State
Feb. 27	Lisa Willis, UCLA

**2006-07**

Nov. 20	Ashley Walker, California
Nov. 27	Chloe Kerr, USC
Dec. 4	Cameo Hicks, Washington
Dec. 11	Ashley Walker, California
Dec. 18	Cameo Hicks, Washington
Dec. 26	Danielle Orsillo, Arizona State
Jan. 1	Candice Wiggins, Stanford
Jan. 8	Dymond Simon, Arizona State
Jan. 15	Devanei Hampton, California
Jan. 22	Ashley Walker, California
Jan. 29	Candice Wiggins, Stanford
Feb. 5	Tamika Nurse, Oregon
Feb. 12	Aubree Johnson, Arizona State
Feb. 19	Jayne Appel, Stanford
Feb. 26	Devanei Hampton, California

**2007-08**

Nov. 19	Jayne Appel, Stanford
Nov. 26	Nadia Parker, USC
Dec. 3	Ashley Walker, California
Dec. 10	Kirsten Thompson, Arizona State
Dec. 17	Candice Wiggins, Stanford
Dec. 24	Candice Wiggins, Stanford
Dec. 31	Sybil Dosty, Arizona State
Jan. 7	Devanei Hampton, California
Jan. 14	Ashley Walker, California
Jan. 21	Talisa Rhea, Oregon State
Jan. 28	Candice Wiggins, Stanford
Feb. 4	Candice Wiggins, Stanford
Feb. 11	Lindsey Pluimer, UCLA
Feb. 18	Jayne Appel, Stanford
Feb. 25	Lauren Lacey, Arizona State
Mar. 3	Sami Whitcomb, Washington

**2008-09**

Nov. 17	Talisa Rhea, Oregon State
Nov. 24	Jayne Appel, Stanford
Dec. 1	Ashley Walker, California
Dec. 8	Ashley Walker, California
Dec. 15	Ify Ibekwe, Arizona
Dec. 22	Alex Mitchell, Oregon State
Dec. 29	Jayne Appel, Stanford
Jan. 5	Brynn Cameron, USC
Jan. 12	Doreena Campbell, UCLA
Jan. 19	Alexis Gray-Lawson, California
Jan. 26	Jayne Appel, Stanford
Feb. 2	Dymond Simon, Arizona State
Feb. 9	Camille LeNoire, USC
Feb. 16	Jayne Appel, Stanford
Feb. 23	Ashley Walker, California
Mar. 2	Kayla Pedersen, Stanford
Mar. 9	Jeannette Pohlen, Stanford

**2009-10**

Nov. 16	Nnemkadi Ogwumike, Stanford
Nov. 23	Nicole Canepa, Oregon
Nov. 30	Kayla Pedersen, Stanford
Dec. 7	Amanda Johnson, Oregon
Dec. 14	Nnemkadi Ogwumike, Stanford
Dec. 21	Kayla Pedersen, Stanford
Dec. 28	Sami Whitcomb, Washington
Jan. 4	Taylor Lilley, Oregon
Jan. 11	Nnemkadi Ogwumike, Stanford
Jan. 18	Davellyn Whyte, Arizona
Jan. 25	Alexis Gray-Lawson, California
Feb. 1	Markel Walker, UCLA
Feb. 8	April Cook, Washington State
Feb. 15	Jayne Appel, Stanford
Feb. 22	Jayne Appel, Stanford
Mar. 1	Jasmine Dixon, UCLA
Mar. 7	Ashley Corral, USC

**2010-11**

Nov. 15	Briana Gilbreath, USC
Nov. 22	Darxia Morris, UCLA
Nov. 29	Amanda Johnson, Oregon
Dec. 6	Briana Gilbreath, USC
Dec. 13	DeNesha Stallworth, California
Dec. 20	Ashley Corral, USC
Dec. 27	Dymond Simon, Arizona State
Jan. 3	Jeanette Pohlen, Stanford
Jan. 10	Nia Jackson, Oregon
Jan. 17	Nnemkadi Ogwumike, Stanford
Jan. 24	Kayla Pedersen, Stanford
Jan. 31	Kristi Kingma, Washington
Feb. 8	Sage Romberg, Washington State
Feb. 14	Ify Ibekwe, Arizona
Feb. 21	El Sara Greer, Oregon State
Feb. 28	Darxia Morris, UCLA

Year	Predicted Winner	Actual Finish	Actual Winner	Predicted Finish
2010-11	Stanford	1st	Stanford	1st
2009-10	Stanford	1st	Stanford	1st
2008-09	Stanford	1st	Stanford	1st
2007-08	Stanford	1st	Stanford	1st
2006-07	Stanford	1st	Stanford	1st
2005-06	Stanford	1st	Stanford	1st
2004-05	Stanford	1st	Stanford	1st
2003-04	Stanford	1st (tied)	Stanford, Arizona	1st/2nd
2002-03	Stanford	1st	Stanford	1st
2001-02	Stanford	1st	Stanford	1st
2000-01	Stanford	1st (tied)	ASU, Stanford, UW	6th/1st/7th
1999-00	UCLA	4th	Oregon	2nd
1998-99	UCLA	1st (tied)	Oregon, UCLA	1st/1st

## YEAR-BY-YEAR PRESEASON COACHES' POLL STANDINGS

1998-99		2002-03		2006-07		2010-11	
<b>Team Points</b>		<b>Team Points</b>		<b>Team Points</b>		<b>Team Points</b>	
1. UCLA (5)	94	1. Stanford (9)	90	1. Stanford (9)	81	1. Stanford (9)	81
2. Stanford (2)	84	2. Washington	77	2. Arizona State (1)	70	2. UCLA (1)	73
3. Oregon (2)	77	3. Oregon (1)	71	3. USC	63	3. USC	61
4. Washington (1)	74	4. USC	67	T4. California	53	4. California	60
5. Arizona	64	5. Arizona	61	T4. Washington	53	5. Arizona State	49
6. USC	44	6. Arizona State	51	6. UCLA	46	6. Oregon	37
7. Arizona State	38	7. Oregon State	40	7. Arizona	32	7. Arizona	36
8. Washington State	31	8. UCLA	36	8. Oregon	22	T8. Washington	22
T9. California	22	9. California	26	9. Washington State	16	T8. Washington State	22
T9. Oregon State	22	10. Washington State	21	10. Oregon State	14	10. Oregon State	9
1999-2000		2003-04		2007-08		2011-12	
<b>Team Points</b>		<b>Team Points</b>		<b>Team Points</b>		<b>Team Points</b>	
1. UCLA (8)	98	1. Stanford (8)	80	1. Stanford (8)	79	1. Stanford (11)	121
2. Oregon (2)	85	2. Arizona (2)	72	2. Arizona State (1)	71	2. USC (1)	111
3. Stanford	80	3. Washington	61	3. California (1)	68	3. California	98
4. Arizona	74	4. Oregon	48	4. USC	56	4. UCLA	83
5. Arizona State	51	5. Arizona State	47	5. UCLA	44	5. Arizona State	68
6. Washington	47	6. UCLA	45	6. Washington	41	6. Utah	61
7. USC	37	7. USC	41	7. Oregon	34	7. Washington State	59
8. Oregon State	30	8. Oregon State	30	8. Arizona	31	8. Oregon	51
9. California	26	9. California	17	9. Oregon State	16	9. Arizona	48
10. Washington State	22	10. Washington State	9	10. Washington State	10	10. Washington	38
2000-01		2004-05		2008-09			
<b>Team Points</b>		<b>Team Points</b>		<b>Team Points</b>			
1. Stanford (9)	90	1. Stanford (8)	79	1. Stanford (6)	78		
2. Oregon (1)	78	2. Arizona (1)	72	2. California (4)	76		
3. USC	70	3. UCLA (1)	68	3. Arizona State	65		
4. Arizona	66	4. Arizona State	50	4. USC	55		
5. Arizona State	57	5. Oregon	46	5. UCLA	48		
T6. UCLA	49	6. Washington	42	6. Oregon	40		
T6. Washington	49	7. USC	38	7. Washington	27		
8. Oregon State	34	8. California	24	8. Oregon State	25		
9. California	29	9. Oregon State	22	9. Washington State	20		
10. Washington State	18	10. Washington State	9	10. Arizona	16		
2001-02		2005-06		2009-10			
<b>Team Points</b>		<b>Team Points</b>		<b>Team Points</b>			
1. Stanford (9)	81	1. Stanford (9)	81	1. Stanford (9)	81		
2. Washington	65	2. USC (1)	70	2. California	67		
3. USC (1)	63	3. Arizona State	62	3. Arizona State (1)	64		
4. Arizona State	58	4. UCLA	60	4. UCLA	63		
T5. Arizona	50	5. Oregon	43	5. USC	48		
T5. Oregon	50	6. Arizona	42	6. Washington State	33		
7. Oregon State	39	7. Washington	36	7. Oregon State	29		
T8. California	19	8. California	30	8. Oregon	23		
T8. UCLA	19	9. Washington State	16	9. Arizona	22		
10. Washington State	11	10. Oregon State	10	10. Washington	20		

*Introducing*  
**The G<sup>®</sup> SERIES**



**01** 4 OUNCES OF PRE-GAME FUEL TO PRIME YOUR MUSCLES 15 MINUTES BEFORE ACTIVITY.

**02** STILL THE ORIGINAL GATORADE. CARBS AND ELECTROLYTES THAT HELP YOU ENDURE AND PERFORM.

**03** THE WORLD'S FIRST REFRESHING POST-GAME PROTEIN DRINK THAT HELPS RESTORE YOUR MUSCLES.

**GATORADE HAS EVOLVED.**

[gatorade.com/Gseries](http://gatorade.com/Gseries)

©2010 S-VC, Inc. GATORADE and G DESIGN are registered trademarks of S-VC, Inc.



## YEARLY PAC-12 CHAMPIONS

<b>1986-87</b>	USC
<b>1987-88</b>	Washington
<b>1988-89</b>	Stanford
<b>1989-90</b>	Stanford
	Washington
<b>1990-91</b>	Stanford
<b>1991-92</b>	Stanford
<b>1992-93</b>	Stanford
<b>1993-94</b>	USC
<b>1994-95</b>	Stanford
<b>1995-96</b>	Stanford
<b>1996-97</b>	Stanford
<b>1997-98</b>	Stanford
<b>1998-99</b>	Oregon
	UCLA
<b>1999-00</b>	Oregon
<b>2000-01</b>	Arizona State
	Stanford
	Washington
<b>2001-02</b>	Stanford
<b>2002-03</b>	Stanford
<b>2003-04</b>	Stanford
	Arizona
<b>2004-05</b>	Stanford
<b>2005-06</b>	Stanford
<b>2006-07</b>	Stanford
<b>2007-08</b>	Stanford
<b>2008-09</b>	Stanford
<b>2009-10</b>	Stanford
<b>2010-11</b>	Stanford

## YEARLY CONFERENCE FINISHES

	ARIZ	ASU	CAL	ORE	OSU	STAN	UCLA	USC	WASH	WSU
<b>1986-87</b>	T8	T8	5	T2	T6	T6t	4	<b>1</b>	T2	10
<b>1987-88</b>	10	T8	T6	5	T8	3	4	2	<b>1</b>	T6
<b>1988-89</b>	9	10	T4	3	7	<b>1</b>	T4	T4	2	T8
<b>1989-90</b>	T8	T8	T4	T4	10	<b>T1</b>	3	7	<b>T1</b>	T4
<b>1990-91</b>	10	9	7	8	5	<b>1</b>	T4	3	2	T4
<b>1991-92</b>	T9	5	T3	7	T9	<b>1</b>	T3	2	6	8
<b>1992-93</b>	8	T4	T4	T9	6	<b>1</b>	7	2	3	T9
<b>1993-94</b>	7	T9	T9	3	6	2	5	<b>1</b>	4	8
<b>1994-95</b>	7	10	T8	4	3	<b>1</b>	T8	5	2	6
<b>1995-96</b>	T3	9	10	T3	2	<b>1</b>	T6	T6	T3	T6
<b>1996-97</b>	T4	9	10	2	7	<b>1</b>	6	3	T4	8
<b>1997-98</b>	T2	T7	T9	4	T9	<b>1</b>	T2	6	5	T7
<b>1998-99</b>	4	T6	T6	<b>T1</b>	T9	3	<b>T1</b>	T9	5	8
<b>1999-00</b>	T2	7	8	<b>1</b>	T5	T2	4	T5	9	10
<b>2000-01</b>	5	<b>T1</b>	T6	4	T6	<b>T1</b>	10	T6	<b>T1</b>	9
<b>2001-02</b>	T6	T2	9	T6	T4	<b>1</b>	8	T4	T2	10
<b>2002-03</b>	T2	8	9	T5	T5	<b>1</b>	4	T5	T2	10
<b>2003-04</b>	<b>T1</b>	T3	9	8	7	<b>T1</b>	T3	T3	6	10
<b>2004-05</b>	5	T2	8	T2	10	<b>1</b>	6	T2	7	9
<b>2005-06</b>	9	2	6	8	7	<b>1</b>	3	T4	T4	10
<b>2006-07</b>	T8	2	3	6	T8	<b>1</b>	7	5	4	10
<b>2007-08</b>	T8	3	2	7	T8	<b>1</b>	T4	T4	6	10
<b>2008-09</b>	T8	T2	T2	7	T4	<b>1</b>	T4	T4	10	8
<b>2009-10</b>	8	5	4	T6	10	<b>1</b>	2	3	T6	9
<b>2010-11</b>	T4	3	6	9	10	<b>1</b>	2	T4	T7	T7

Conference champion in **BOLD**

## REGULAR-SEASON NON-CONFERENCE RECORDS

YEAR	ARIZ	ASU	CAL	COLO	ORE	OSU	STAN	UCLA	USC	UTAH	WASH	WSU	TOTAL
1986-87	7-4	6-3	9-1	8-6	8-2	9-1	6-4	7-3	6-4	10-5	8-2	8-2	74-26
1987-88	3-7	6-4	9-3	13-5	7-3	5-5	12-0	7-5	6-4	10-8	8-2	5-5	68-38
1988-89	5-5	6-4	5-5	13-4	8-3	6-4	8-2	4-6	4-6	15-5	7-6	7-3	60-44
1989-90	7-4	8-2	8-2	7-6	8-3	4-9	10-0	5-5	2-7	14-6	9-1	8-2	69-35
1990-91	5-8	9-1	7-3	10-5	7-3	8-2	7-3	5-5	6-4	11-7	8-1	8-2	70-32
1991-92	6-4	9-1	8-2	11-6	8-2	5-5	10-0	7-3	7-3	12-4	8-2	7-2	75-24
1992-93	6-3	7-2	8-1	15-2	6-3	6-3	10-2	5-4	7-2	10-5	5-4	4-5	64-29
1993-94	7-2	2-6	6-4	15-3	6-3	8-1	7-2	5-4	7-1	3-9	8-1	5-4	61-28
1994-95	5-7	6-3	5-4	16-3	7-8	8-1	9-1	5-4	8-1	11-5	10-3	7-2	70-34
1995-96	9-0	4-5	4-5	17-4	8-2	8-1	7-2	5-4	5-4	9-6	6-5	9-2	65-30
1996-97	10-1	6-4	4-5	11-5	7-2	6-3	12-1	6-3	6-3	10-5	5-4	6-3	68-29
1997-98	7-2	4-5	4-6	5-5	4-4	5-4	4-4	5-4	5-4	10-3	9-0	6-3	53-36
1998-99	5-4	6-3	6-3	8-5	9-2	8-1	4-7	8-4	4-5	9-5	4-5	6-3	60-37
1999-00	11-1	7-3	5-5	6-7	9-3	4-8	7-3	6-4	5-5	12-5	4-8	3-7	61-47
2000-01	10-2	8-4	4-6	11-4	7-3	8-2	6-4	1-11	5-5	14-4	7-3	5-5	61-45
2001-02	4-5	9-2	5-4	13-5	5-4	4-6	10-1	4-5	4-5	7-6	5-4	2-8	52-44
2002-03	7-2	8-1	4-5	13-3	4-5	6-3	8-1	5-4	5-6	12-5	8-1	1-8	56-36
2003-04	10-4	6-4	8-3	11-3	8-3	7-4	10-2	6-5	4-6	12-5	8-3	4-6	71-40
2004-05	9-5	12-4	7-4	7-5	9-4	5-6	15-2	6-4	8-5	14-6	5-7	4-6	80-47
2005-06	4-6	9-1	8-2	6-8	9-1	7-2	6-3	5-4	6-3	15-3	7-2	6-3	67-27
2006-07	7-7	15-3	11-3	7-7	9-4	5-5	12-4	7-7	7-5	9-8	7-6	4-7	84-49
2007-08	6-6	8-7	12-4	14-4	7-6	8-5	19-2	6-7	7-5	11-5	5-8	3-9	81-59
2008-09	8-5	11-6	12-4	8-5	4-8	11-3	16-4	10-3	8-6	10-7	5-7	7-5	92-51
2009-10	8-7	9-5	13-6	10-4	11-5	9-4	18-2	10-6	7-6	13-6	6-7	5-7	96-55
2010-11	11-4	9-4	11-5	12-6	9-3	7-5	15-3	12-3	14-5	11-6	5-5	2-11	95-53
<b>TOTAL</b>	<b>170-140</b>	<b>182-87</b>	<b>179-90</b>	<b>267-120</b>	<b>180-84</b>	<b>163-91</b>	<b>243-59</b>	<b>147-114</b>	<b>148-104</b>	<b>274-139</b>	<b>160-97</b>	<b>131-112</b>	<b>1611-894</b>
<b>PCT.</b>	<b>.548</b>	<b>.677</b>	<b>.665</b>	<b>.690</b>	<b>.682</b>	<b>.642</b>	<b>.805</b>	<b>.570</b>	<b>.587</b>	<b>.663</b>	<b>.623</b>	<b>.539</b>	<b>.643</b>

### NCAA CHAMPIONS FROM THE PAC-12:

1989-90 ..... Stanford  
1991-92 ..... Stanford

**ALL-TIME RECORDS**

(since 1986-87)

	PAC-10			OVERALL			
	TITLES	W	L	PCT	W	L	PCT
Stanford	20	392	58	.871	690	135	.836
Washington	3	269	181	.598	455	297	.605
USC	2	262	188	.582	426	320	.571
UCLA	1	255	195	.567	419	319	.568
Oregon	2	230	220	.511	428	325	.568
Arizona State	1	206	244	.458	403	342	.541
Arizona	1	191	259	.424	380	371	.506
California	0	181	269	.402	368	384	.489
Oregon State	0	158	292	.351	333	396	.457
Washington State	0	106	344	.236	238	468	.337
Colorado	0	-	-	-	471	297	.613
Utah	0	-	-	-	544	219	.713

**1986-87**

	Pac-10			Overall		
	W	L	PCT.	W	L	PCT.
USC	15	3	.833	22	8	.733
Washington	14	4	.778	23	7	.767
Oregon	14	4	.778	23	7	.767
UCLA	11	7	.611	18	10	.643
California	10	8	.556	21	10	.677
Oregon State	8	10	.444	17	11	.607
Stanford	8	10	.444	14	14	.500
Arizona	4	14	.222	11	18	.379
Arizona State	4	14	.222	10	17	.370
Washington State	2	16	.111	10	18	.357

**1990-91**

	Pac-10			Overall		
	W	L	PCT.	W	L	PCT.
Stanford	16	2	.889	26	6	.813
Washington	15	3	.833	24	5	.828
USC	11	7	.611	18	12	.600
Washington State	10	8	.556	18	11	.621
UCLA	10	8	.556	15	13	.536
Oregon State	9	9	.500	17	11	.607
California	7	11	.389	14	14	.500
Oregon	6	12	.333	13	15	.464
Arizona State	5	13	.278	14	14	.500
Arizona	1	17	.056	6	25	.192

**1994-95**

	Pac-10			Overall		
	W	L	PCT.	W	L	PCT.
Stanford	17	1	.944	30	3	.909
Washington	13	5	.765	25	9	.735
Oregon State	12	6	.667	21	8	.724
Oregon	11	7	.611	18	10	.643
USC	10	8	.556	18	10	.643
Washington State	9	9	.500	16	11	.593
Arizona	6	12	.333	11	19	.367
California	5	13	.278	10	17	.370
UCLA	5	13	.278	10	17	.370
Arizona State	2	16	.111	8	19	.296

**1987-88**

	Pac-10			Overall		
	W	L	PCT.	W	L	PCT.
Washington	16	2	.889	25	5	.833
USC	15	3	.833	22	8	.733
Stanford	14	4	.778	27	5	.844
UCLA	12	6	.667	19	11	.633
Oregon	9	9	.500	16	12	.571
California	6	12	.333	15	15	.500
Washington State	6	12	.333	11	17	.393
Arizona State	5	13	.278	11	17	.393
Oregon State	5	13	.278	10	18	.357
Arizona	2	16	.111	5	23	.179

**1991-92**

	Pac-10			Overall		
	W	L	PCT.	W	L	PCT.
Stanford	15	3	.833	30	3	.909
USC	14	4	.778	23	8	.742
California	12	6	.667	20	9	.690
UCLA	12	6	.667	21	10	.667
Arizona State	11	7	.611	20	9	.690
Washington	9	9	.500	17	11	.607
Oregon	6	12	.333	14	14	.500
Washington State	5	13	.278	12	15	.444
Arizona	3	15	.167	9	19	.321
Oregon State	3	15	.167	8	20	.286

**1995-96**

	Pac-10			Overall		
	W	L	PCT.	W	L	PCT.
Stanford	18	0	1.000	29	3	.906
Oregon State	11	7	.611	19	9	.679
Arizona	10	8	.556	22	8	.733
Oregon	10	8	.556	18	11	.621
Washington	10	8	.556	16	13	.552
Washington State	8	10	.444	17	12	.586
UCLA	8	10	.444	13	14	.481
USC	8	10	.444	13	14	.481
Arizona State	4	14	.222	8	19	.296
California	3	15	.167	7	20	.259

**1988-89**

	Pac-10			Overall		
	W	L	PCT.	W	L	PCT.
Stanford	18	0	1.000	28	3	.903
Washington	15	3	.833	23	10	.696
Oregon	11	7	.611	22	10	.688
California	8	10	.444	13	15	.464
UCLA	8	10	.444	12	16	.429
USC	8	10	.444	12	16	.429
Oregon State	7	11	.389	13	15	.464
Washington State	6	12	.333	13	15	.464
Arizona	6	12	.333	11	17	.393
Arizona State	3	15	.167	9	19	.321

**1992-93**

	Pac-10			Overall		
	W	L	PCT.	W	L	PCT.
Stanford	15	3	.833	26	6	.812
USC	14	4	.778	22	7	.759
Washington	11	7	.611	17	12	.586
California	10	8	.556	19	10	.655
Arizona State	10	8	.556	17	10	.630
Oregon State	9	9	.500	15	12	.556
UCLA	8	10	.444	13	14	.481
Arizona	7	11	.389	13	14	.481
Oregon	3	15	.167	9	18	.333
Washington State	3	15	.167	7	20	.259

**1996-97**

	Pac-10			Overall		
	W	L	PCT.	W	L	PCT.
Stanford	18	0	1.000	34	2	.944
Oregon	14	4	.778	22	7	.759
USC	13	5	.722	20	9	.690
Arizona	12	6	.667	23	8	.742
Washington	12	6	.667	17	11	.607
UCLA	7	11	.389	13	14	.481
Oregon State	5	13	.278	11	16	.407
Washington State	4	14	.222	10	17	.370
Arizona State	3	15	.167	9	19	.321
California	2	16	.111	6	21	.222

**1989-90**

	Pac-10			Overall		
	W	L	PCT.	W	L	PCT.
Stanford	17	1	.944	32	1	.970
Washington	17	1	.944	28	3	.903
UCLA	12	6	.667	17	12	.586
Oregon	9	9	.500	17	12	.586
California	9	9	.500	17	12	.586
Washington State	9	9	.500	17	11	.607
USC	6	12	.333	8	19	.296
Arizona State	5	13	.278	13	15	.464
Arizona	5	13	.278	12	17	.414
Oregon State	1	17	.056	5	26	.161

**1993-94**

	Pac-10			Overall		
	W	L	PCT.	W	L	PCT.
USC	16	2	.887	26	4	.867
Stanford	15	3	.833	25	6	.806
Oregon	13	5	.722	20	9	.690
Washington	12	6	.667	21	8	.727
UCLA	10	8	.556	15	12	.556
Oregon State	9	9	.500	17	11	.607
Arizona	8	10	.444	15	12	.556
Washington State	3	15	.167	8	19	.296
California	2	16	.111	8	20	.286
Arizona State	2	16	.111	4	22	.154

**1997-98**

	Pac-10			Overall		
	W	L	PCT.	W	L	PCT.
Stanford	17	1	.944	21	6	.778
Arizona	14	4	.778	23	7	.767
UCLA	14	4	.778	20	9	.690
Oregon	13	5	.722	17	10	.630
Washington	9	9	.500	18	10	.643
USC	7	11	.389	12	15	.444
Washington State	6	12	.333	12	15	.444
Arizona State	6	12	.333	10	17	.370
Oregon State	2	16	.111	7	20	.259
California	2	16	.111	6	22	.214

# YEARLY STANDINGS

## 1998-99

	Pac-10			Overall		
	W	L	PCT.	W	L	PCT.
Oregon	15	3	.833	25	6	.806
UCLA	15	3	.833	26	8	.765
Stanford	14	4	.778	18	12	.600
Arizona	12	6	.667	18	11	.621
Washington	11	7	.611	16	13	.552
Arizona State	6	12	.333	12	15	.444
California	6	12	.333	12	15	.444
Washington State	5	13	.278	11	16	.407
Oregon State	3	15	.167	11	16	.407
USC	3	15	.167	7	20	.259

## 1999-2000

	Pac-10			Overall		
	W	L	PCT.	W	L	PCT.
Oregon	14	4	.778	23	8	.742
Arizona	13	5	.722	25	7	.781
Stanford	13	5	.722	21	9	.700
UCLA	12	6	.667	18	11	.621
USC	10	8	.556	16	14	.533
Oregon State	10	8	.556	14	16	.467
Arizona State	7	11	.389	14	15	.483
California	6	12	.333	11	17	.393
Washington	4	14	.222	8	22	.267
Washington State	1	17	.056	4	24	.143

## 2000-01

	Pac-10			Overall		
	W	L	PCT.	W	L	PCT.
Washington	12	6	.667	22	10	.688
Arizona State	12	6	.667	20	11	.645
Stanford	12	6	.667	19	11	.633
Oregon	10	8	.556	17	12	.586
Arizona	9	9	.500	20	12	.625
Oregon State	8	10	.444	16	13	.552
USC	8	10	.444	13	15	.464
California	8	10	.444	12	16	.427
Washington State	4	14	.222	11	17	.393
UCLA	1	17	.056	6	23	.207

## 2001-02

	Pac-10			Overall		
	W	L	PCT.	W	L	PCT.
Stanford	18	0	1.000	32	3	.914
Arizona State	12	6	.667	25	9	.735
Washington	12	6	.667	19	12	.613
USC	11	7	.611	16	14	.533
Oregon State	11	7	.611	17	15	.531
Oregon	10	8	.556	22	13	.629
Arizona	10	8	.556	14	14	.500
UCLA	4	14	.222	9	20	.286
California	2	16	.111	7	21	.250
Washington State	0	18	.000	2	27	.069

## 2002-03

	Pac-10			Overall		
	W	L	PCT.	W	L	PCT.
Stanford	15	3	.833	27	5	.844
Washington	13	5	.722	22	8	.733
Arizona	13	5	.722	22	9	.710
UCLA	12	6	.667	18	11	.621
Oregon State	8	10	.444	15	15	.500
USC	8	10	.444	14	17	.452
Oregon	8	10	.444	12	16	.429
Arizona State	7	11	.389	16	14	.533
California	5	13	.278	10	19	.345
Washington State	1	17	.056	2	26	.071

## 2003-04

	Pac-10			Overall		
	W	L	PCT.	W	L	PCT.
Stanford	14	4	.778	27	7	.813
Arizona	14	4	.778	24	9	.727
Arizona State	11	7	.611	17	12	.586
UCLA	11	7	.611	17	13	.567
USC	11	7	.611	15	13	.536
Washington	9	9	.500	18	13	.581
Oregon State	8	10	.444	17	15	.548
Oregon	6	12	.333	14	15	.483
California	4	14	.222	12	17	.414
Washington State	2	16	.111	6	22	.214

## 2004-05

	Pac-10			Overall		
	W	L	PCT.	W	L	PCT.
Stanford	17	1	.944	32	3	.914
Arizona State	12	6	.667	24	10	.706
Oregon	12	6	.667	21	10	.677
USC	12	6	.667	20	11	.645
Arizona	11	7	.611	20	12	.625
UCLA	10	8	.556	16	12	.571
Washington	9	9	.500	14	16	.467
California	4	14	.222	11	18	.379
Washington State	2	16	.111	6	22	.214
Oregon State	1	17	.056	6	23	.207

## 2005-06

	Pac-10			Overall		
	W	L	PCT.	W	L	PCT.
Stanford	15	3	.833	26	8	.765
Arizona State	14	4	.778	25	7	.781
UCLA	12	6	.667	21	11	.656
Washington	11	7	.611	19	11	.633
USC	11	7	.611	19	12	.613
California	10	8	.556	18	12	.600
Oregon State	7	11	.389	16	15	.516
Oregon	5	13	.278	14	15	.483
Arizona	3	15	.167	8	22	.267
Washington State	2	16	.111	8	20	.286

## 2006-07

	Pac-10			Overall		
	W	L	PCT.	W	L	PCT.
Stanford	17	1	.944	29	5	.853
Arizona State	16	2	.889	31	5	.861
California	12	6	.667	23	9	.719
Washington	11	7	.611	18	13	.581
USC	10	8	.556	17	13	.567
Oregon	8	10	.444	17	14	.548
UCLA	7	11	.389	14	18	.438
Arizona	4	14	.222	11	21	.344
Oregon State	4	14	.222	9	19	.321
Washington State	1	17	.056	5	24	.172

## 2007-08

	Pac-10			Overall		
	W	L	PCT.	W	L	PCT.
Stanford	16	2	.889	35	4	.897
California	15	3	.833	27	7	.794
Arizona State	14	4	.778	22	11	.667
USC	10	8	.556	17	13	.567
UCLA	10	8	.556	16	15	.516
Washington	8	10	.444	13	18	.419
Oregon	7	11	.389	14	17	.452
Oregon State	4	14	.222	12	19	.387
Arizona	4	14	.222	10	20	.333
Washington State	2	16	.111	5	25	.167

## 2008-09

	Pac-10			Overall		
	W	L	PCT.	W	L	PCT.
Stanford	17	1	.941	33	5	.868
California	15	3	.833	26	7	.794
Arizona State	15	3	.833	26	9	.743
UCLA	9	9	.500	19	12	.612
Oregon State	9	9	.500	20	12	.625
USC	9	9	.500	17	15	.531
Oregon	5	13	.277	9	21	.300
Washington State	4	14	.222	11	19	.367
Arizona	4	14	.222	12	19	.387
Washington	3	15	.167	8	22	.267

## 2009-10

	Pac-10			Overall		
	W	L	PCT.	W	L	PCT.
Stanford	18	0	1.000	36	2	.947
UCLA	15	3	.833	25	9	.735
USC	12	6	.667	19	12	.613
California	11	7	.611	24	13	.649
Arizona State	9	9	.500	18	14	.562
Oregon	7	11	.389	18	16	.529
Washington	7	11	.389	13	18	.419
Arizona	6	12	.333	14	17	.452
Washington State	3	15	.167	8	22	.267
Oregon State	2	16	.111	11	20	.355

## 2010-11

	Pac-10			Overall		
	W	L	PCT.	W	L	PCT.
Stanford	18	0	1.000	33	3	.917
UCLA	16	2	.889	28	5	.848
Arizona State	11	7	.611	20	11	.645
USC	10	8	.556	24	13	.649
Arizona	10	8	.556	21	12	.636
California	7	11	.389	18	16	.529
Washington	6	12	.333	11	17	.393
Washington State	6	12	.333	8	23	.258
Oregon	4	14	.222	13	17	.433
Oregon State	2	16	.111	9	21	.300



UCLA celebrates its Pac-10 Tournament win in 2006.



since becoming a member of the Pac-12

**ARIZONA vs. ARIZONA STATE**

**Pac-10: Sun Devils lead series, 27-24**

1986-87	Wildcats	72-55	ASU
	Wildcats	77-67	UA
1987-88	Sun Devils	65-64	ASU
	Sun Devils	63-56	UA
1988-89	Wildcats	77-70	UA
	Wildcats	87-74	ASU
1989-90	Sun Devils	84-78	ASU
	Sun Devils	91-85	UA
1990-91	Sun Devils	84-65	UA
	Wildcats	69-66 OT	ASU
1991-92	Sun Devils	84-66	ASU
	Sun Devils	84-82	UA
1992-93	Sun Devils	73-72	UA
	Sun Devils	75-58	ASU
1993-94	Wildcats	89-62	ASU
	Wildcats	104-69	UA
1994-95	Wildcats	79-71	UA
	Wildcats	81-72	ASU
1995-96	Wildcats	78-63	ASU
	Wildcats	83-72	UA
1996-97	Wildcats	72-66	UA
	Wildcats	66-42	ASU
1997-98	Wildcats	70-60	ASU
	Wildcats	92-57	UA
1998-99	Wildcats	70-61	UA
	Wildcats	76-67 OT	ASU
1999-00	Wildcats	60-58	UA
	Wildcats	72-61	ASU
2000-01	Sun Devils	67-57	ASU
	Sun Devils	70-67 OT	UA
2001-02	Sun Devils	87-64	ASU
	Wildcats	72-66	UA
	Sun Devils	66-58	UW (2)
2002-03	Sun Devils	73-58	ASU
	Wildcats	72-52	UA
2003-04	Wildcats	81-60	UA
	Sun Devils	68-60	ASU
2004-05	Sun Devils	47-69	ASU
	Wildcats	56-49	UA
2005-06	Sun Devils	83-59	UA
	Sun Devils	81-45	ASU
2006-07	Sun Devils	89-62	ASU
	Sun Devils	59-54	UA
2007-08	Sun Devils	75-65	UA
	Sun Devils	67-64	ASU
2008-09	Sun Devils	75-38	ASU
	Sun Devils	60-53	UA
2009-10	Sun Devils	73-67	UA
	Sun Devils	57-49	ASU
2010-11	Sun Devils	75-43	ASU
	Wildcats	73-61	UA

**ARIZONA vs. CALIFORNIA**

**Pac-10: Wildcats lead series, 28-22**

1986-87	Golden Bears	97-62	CAL
	Golden Bears	84-77 OT	UA
1987-88	Wildcats	79-75	CAL
	Wildcats	68-56	UA
1988-89	Golden Bears	75-59	CAL
	Wildcats	71-70	UA
1989-90	Golden Bears	89-77	CAL
	Wildcats	90-78 OT	UA
1990-91	Golden Bears	80-73	UA
	Golden Bears	91-80	CAL
1991-92	Golden Bears	91-67	CAL
	Golden Bears	91-85	UA
1992-93	Wildcats	73-72 OT	CAL
	Golden Bears	81-74	UA
1993-94	Wildcats	88-70	CAL
	Wildcats	84-70	UA
1994-95	Wildcats	92-67	UA
	Golden Bears	94-66	CAL

1995-96	Wildcats	102-66	UA
	Wildcats	85-82	CAL
1996-97	Wildcats	79-59	CAL
	Wildcats	87-64	UA
1997-98	Wildcats	81-44	UA
	Wildcats	67-57	CAL
1998-99	Wildcats	77-58	CAL
	Wildcats	74-65	UA
1999-00	Wildcats	71-58	UA
	Wildcats	64-58	CAL
2000-01	Wildcats	79-68	CAL
	Wildcats	75-62	UA
2001-02	Wildcats	66-61	UA
	Wildcats	76-68	CAL
2002-03	Wildcats	83-53	CAL
	Wildcats	68-51	UA
2003-04	Wildcats	70-68	CAL
	Wildcats	77-59	UA
2004-05	Wildcats	80-69	UA
	Golden Bears	61-70	CAL
2005-06	Wildcats	80-76	CAL
	Golden Bears	73-56	UA
2006-07	Golden Bears	65-48	CAL
	Golden Bears	86-64	UA
2007-08	Golden Bears	66-45	UA
	Golden Bears	66-45	CAL
2008-09	Golden Bears	56-46	UA
	Golden Bears	51-48	CAL
2009-10	Golden Bears	73-53	CAL
	Golden Bears	58-52	UA
2010-11	Golden Bears	80-60	CAL
	Golden Bears	73-63	UA

**ARIZONA vs. OREGON**

**Pac-10: Ducks lead series, 27-25**

1986-87	Ducks	83-63	UO
	Ducks	67-66	UA
1987-88	Ducks	74-69	UA
	Ducks	69-61	UO
1988-89	Ducks	87-67	UO
	Wildcats	92-78	UA
1989-90	Ducks	84-73	UA
	Wildcats	79-74	UO
1990-91	Ducks	97-67	UO
	Ducks	107-75	UA
1991-92	Ducks	91-67	UA
	Wildcats	76-74	UO
1992-93	Wildcats	79-70	UA
	Ducks	77-63	UO
1993-94	Ducks	78-66	UO
	Ducks	82-70	UA
1994-95	Wildcats	78-74	UA
	Ducks	73-55	UO
1995-96	Ducks	55-47	UA
	Wildcats	56-51	UO
1996-97	Wildcats	60-57	UO
	Ducks	85-81	UA
1997-98	Ducks	68-66	UO
	Wildcats	68-48	UA
1998-99	Wildcats	78-74	UA
	Ducks	82-76	UO
1999-00	Wildcats	73-66	UO
	Ducks	75-71	UA
2000-01	Wildcats	88-76	UA
	Ducks	83-78	UO
2001-02	Ducks	72-53	UO
	Wildcats	84-68	UA
2002-03	Wildcats	96-65	UA
	Wildcats	71-66	UO
2003-04	Wildcats	70-66	UO
	Wildcats	84-58	UA
2004-05	Wildcats	69-60	UA
	Ducks	51-69	UO

2005-06	Wildcats	81-72 OT	UA
	Ducks	78-58	UO
	Wildcats	64-57	SJ (5)
2006-07	Ducks	86-73	UO
	Ducks	59-54	UA
2007-08	Ducks	59-53	UO
	Wildcats	65-60	UA
2008-09	Ducks	68-55	UO
	Wildcats	65-44	UA
2009-10	Wildcats	119-112	UA
	Ducks	92-74	UO
2010-11	Wildcats	109-94	UA
	Wildcats	88-65	UO
	Wildcats	90-89	USC (8)

**ARIZONA vs. OREGON STATE**

**Pac-10: Wildcats lead series, 30-24**

1986-87	Beavers	68-55	OSU
	Wildcats	69-68	UA
1987-88	Beavers	65-63	UA
	Beavers	78-48	OSU
1988-89	Beavers	73-59	OSU
	Beavers	71-76	UA
1989-90	Wildcats	66-50	UA
	Wildcats	70-65 OT	OSU
1990-91	Beavers	95-62	OSU
	Beavers	97-63	OSU
1991-92	Wildcats	79-68	UA
	Beavers	84-68	OSU
1992-93	Wildcats	69-62	UA
	Wildcats	63-49	OSU
1993-94	Beavers	90-84	OSU
	Wildcats	97-84	UA
1994-95	Beavers	79-64	UA
	Beavers	93-69	OSU
1995-96	Wildcats	72-58	UA
	Beavers	76-66	OSU
1996-97	Beavers	85-76	OSU
	Wildcats	72-56	UA
1997-98	Wildcats	84-58	OSU
	Wildcats	75-74	UA
1998-99	Wildcats	91-60	UA
	Wildcats	66-53	OSU
1999-00	Wildcats	65-49	OSU
	Wildcats	79-77 OT	UA
2000-01	Wildcats	83-73	UA
	Beavers	67-66	OSU
2001-02	Beavers	71-56	OSU
	Beavers	88-85 OT	UA
2002-03	Wildcats	71-66	UA
	Beavers	71-65 OT	OSU
	Wildcats	70-56	SJ (5)
2003-04	Wildcats	65-54	OSU
	Wildcats	77-54	UA
	Wildcats	81-58	SJ (5)
2004-05	Wildcats	86-65	UA
	Wildcats	78-59	OSU
2005-06	Beavers	64-48	UA
	Beavers	91-83	OSU
2006-07	Beavers	69-62	OSU
	Wildcats	65-61	UA
	Wildcats	69-54	SJ (5)
2007-08	Beavers	94-88 OT	OSU
	Wildcats	71-63	UA
	Beavers	46-31	SJ (5)
2008-09	Beavers	68-43	OSU
	Beavers	68-44	UA
2009-10	Wildcats	62-53	UA
	Wildcats	60-55	OSU
2010-11	Wildcats	67-65	UA
	Wildcats	50-46	OSU

**ARIZONA vs. STANFORD**

**Pac-10: Cardinal leads series, 50-6**

1986-87	Cardinal	87-57	STAN
	Cardinal	62-57	UA
1987-88	Cardinal	101-71	STAN
	Cardinal	64-49	UA
1988-89	Cardinal	94-68	STAN
	Cardinal	95-56	UA
1989-90	Cardinal	92-69	STAN
	Cardinal	113-70	UA
1990-91	Cardinal	94-65	UA
	Cardinal	116-79	STAN
1991-92	Cardinal	92-77	STAN
	Cardinal	97-66	UA
1992-93	Cardinal	69-52	STAN
	Cardinal	70-69	UA
1993-94	Cardinal	87-64	STAN
	Cardinal	88-57	UA
1994-95	Cardinal	86-51	UA
	Cardinal	100-72	STAN
1995-96	Cardinal	77-55	UA
	Cardinal	77-61	STAN
1996-97	Cardinal	91-68	STAN
	Cardinal	90-65	UA
1997-98	Wildcats	91-90	UA
	Cardinal	108-90	STAN
1998-99	Cardinal	79-64	STAN
	Wildcats	81-67	UA
1999-00	Cardinal	98-95	UA
	Wildcats	79-72	STAN
2000-01	Wildcats	68-65	STAN
	Cardinal	74-66	UA
2001-02	Cardinal	81-57	UA
	Cardinal	76-62	STAN
2002-03	Cardinal	82-74	STAN
	Wildcats	79-64	UA
	Cardinal	59-49	SJ (5)
2003-04	Cardinal	62-84	STAN
	Wildcats	88-83	UA
	Cardinal	51-46	SJ (5)
2004-05	Cardinal	66-78	UA
	Cardinal	74-91	STAN
2005-06	Cardinal	82-51	STAN
	Cardinal	87-76	UA
	Cardinal	77-50	SJ (5)
2006-07	Cardinal	86-58	STAN
	Cardinal	86-76	UA
	Cardinal	65-56	SJ (5)
2007-08	Cardinal	89-64	UA
	Cardinal	69-46	STAN
2008-09	Cardinal	70-61	UA
	Cardinal	70-67	STAN
	Cardinal	77-46	USC (6)
2009-10	Cardinal	83-62	STAN
	Cardinal	75-48	UA
	Cardinal	72-52	USC (6)
2009-10	Cardinal	87-54	STAN
	Cardinal	91-61	UA
	Cardinal	100-71	LA (9)

**ARIZONA vs. UCLA**

**Pac-10: Bruins lead series, 33-17**

1986-87	Bruins	66-65	UA
	Bruins	65-59	UCLA
1987-88	Bruins	87-62	UCLA
	Bruins	81-63	UA
1988-89	Bruins	93-69	UCLA
	Bruins	75-64	UA
1989-90	Bruins	80-72	UA
	Bruins	73-69	UCLA
1990-91	Bruins	115-102	UCLA
	Bruins	112-98	UA
1991-92	Bruins	97-63	UA
	Bruins	83-67	UCLA

# SERIES RECORDS



since becoming a member of the Pac-12

1992-93	Bruins	91-77	UA
	Wildcats	91-83	UCLA
1993-94	Wildcats	83-78	UA
	Bruins	85-69	UCLA
1994-95	Wildcats	64-61	UCLA
	Wildcats	63-61	UA
1995-96	Bruins	89-85	OT UCLA
	Wildcats	95-66	UA
1996-97	Wildcats	69-45	UA
	Wildcats	90-78	UCLA
1997-98	Wildcats	82-71	UCLA
	Wildcats	84-73	UA
1998-99	Bruins	84-77	UA
	Bruins	85-77	UCLA
1999-00	Bruins	79-68	UA
	Bruins	80-66	UCLA
2000-01	Bruins	59-56	OT UCLA
	Wildcats	89-79	UA
2001-02	Wildcats	71-60	UCLA
	Wildcats	77-62	UA
2002-03	Wildcats	80-61	UA
	Bruins	48-47	UCLA
2003-04	Wildcats	70-54	UA
	Bruins	87-68	UCLA
2004-05	Wildcats	84-73	UCLA
	Wildcats	76-73	UA
2005-06	Bruins	84-77	UCLA
	Bruins	90-64	UA
2006-07	Bruins	76-73	UA
	Wildcats	66-63	UCLA
2007-08	Bruins	68-59	UA
	Bruins	80-70	UCLA
2008-09	Bruins	48-38	UA
	Bruins	58-39	UCLA
2009-10	Bruins	67-58	UA
	Bruins	70-61	UCLA
2010-11	Bruins	70-60	UCLA
	Bruins	74-70	UA

## ARIZONA vs. USC

**Pac-10: Trojans lead series, 32-20**

1986-87	Trojans	96-60	UA
	Trojans	96-57	USC
1987-88	Trojans	94-79	USC
	Trojans	92-69	UA
1988-89	Trojans	85-78	USC
	Wildcats	94-84	UA
1989-90	Wildcats	58-53	UA
	Trojans	65-64	OT USC
1990-91	Trojans	88-74	USC
	Trojans	81-68	UA
1991-92	Trojans	80-60	UA
	Trojans	71-68	USC
1992-93	Trojans	68-54	UA
	Trojans	78-62	USC
1993-94	Trojans	76-65	UA
	Trojans	85-63	USC
1994-95	Trojans	85-54	USC
	Trojans	71-63	UA
1995-96	Wildcats	87-72	USC
	Wildcats	78-73	UA
1996-97	Trojans	87-72	UA
	Wildcats	82-64	USC
1997-98	Wildcats	81-69	USC
	Wildcats	72-53	UA
1998-99	Wildcats	73-63	UA
	Wildcats	68-62	USC
1999-00	Wildcats	67-52	UA
	Trojans	80-68	USC
2000-01	Trojans	81-67	USC
	Wildcats	77-61	UA
2001-02	Wildcats	78-74	USC
	Trojans	71-64	UA
2002-03	Wildcats	79-76	UA
	Wildcats	78-64	USC

2003-04	Wildcats	75-64	UA
	Trojans	68-66	USC
2004-05	Trojans	54-67	USC
	Wildcats	87-74	UA
	Trojans	66-74	SJ (7)
2005-06	Trojans	76-60	USC
	Trojans	73-72	UA
2006-07	Trojans	77-68	USC
	Trojans	66-42	UA
2007-08	Trojans	77-70	UA
	Wildcats	64-62	USC
2008-09	Trojans	71-77	OT UA
	Wildcats	74-61	USC
2009-10	Trojans	81-78	OT USC
	Trojans	55-53	USC
2010-11	Trojans	81-72	USC
	Wildcats	84-74	UA
	Wildcats	72-61	USC (8)

## ARIZONA vs. WASHINGTON

**Pac-10: Huskies lead series, 32-20**

1986-87	Huskies	82-60	UA
	Huskies	75-52	UA
1987-88	Huskies	95-44	UW
	Huskies	73-52	UA
1988-89	Huskies	72-60	UA
	Huskies	94-75	UW
1989-90	Huskies	88-63	UW
	Huskies	67-43	UA
1990-91	Huskies	94-71	UA
	Huskies	91-62	UW
1991-92	Huskies	86-61	UW
	Wildcats	78-70	UA
1992-93	Huskies	82-62	UW
	Huskies	72-69	UA
1993-94	Huskies	66-49	UA
	Huskies	79-76	UW
1994-95	Huskies	79-71	UW
	Huskies	71-68	UW
1995-96	Huskies	77-67	UW
	Wildcats	78-63	UA
1996-97	Wildcats	80-67	UA
	Huskies	76-59	UW
1997-98	Wildcats	93-62	UA
	Huskies	77-73	UW
1998-99	Huskies	73-63	UW
	Wildcats	84-58	UA
1999-00	Wildcats	96-85	UW
	Wildcats	96-81	UA
2000-01	Wildcats	88-72	UA
	Huskies	98-88	UW
2001-02	Wildcats	83-69	UA
	Huskies	77-73	UW
2002-03	Huskies	60-59	UW
	Wildcats	79-66	UA
	Wildcats	74-51	SJ (5)
2003-04	Wildcats	89-74	UA
	Wildcats	71-54	UW
	Wildcats	77-55	SJ (5)
2004-05	Wildcats	67-63	UW
	Huskies	60-64	UA
2005-06	Huskies	66-54	UA
	Huskies	91-73	UW
2006-07	Huskies	83-66	UW
	Huskies	79-64	UA
2007-08	Huskies	74-59	UW
	Huskies	60-58	UA
2008-09	Wildcats	65-61	UW
	Wildcats	72-62	UA
2009-10	Huskies	69-59	UW
	Wildcats	80-50	UA
2010-11	Wildcats	61-58	UA
	Wildcats	74-66	UW

## ARIZONA vs. WASHINGTON STATE

**Pac-10: Wildcats lead series, 31-21**

1986-87	Wildcats	83-74	UA
	Cougars	70-67	WSU
1987-88	Cougars	90-62	WSU
	Cougars	70-52	UA
1988-89	Cougars	82-72	UA
	Wildcats	74-68	WSU
1989-90	Cougars	88-63	WSU
	Cougars	87-72	OT UA
1990-91	Cougars	70-65	UA
	Cougars	85-75	WSU
1991-92	Cougars	77-62	WSU
	Cougars	81-73	UA
1992-93	Wildcats	64-55	WSU
	Wildcats	72-64	UA
1993-94	Wildcats	82-71	UA
	Wildcats	71-68	WSU
1994-95	Cougars	78-72	WSU
	Cougars	83-65	UA
1995-96	Cougars	71-65	WSU
	Cougars	76-67	UA
1996-97	Wildcats	76-46	UA
	Wildcats	62-53	WSU
1997-98	Cougars	64-61	UA
	Wildcats	71-66	WSU
1998-99	Cougars	87-77	WSU
	Wildcats	85-64	UA
1999-00	Wildcats	83-68	WSU
	Wildcats	81-52	UA
2000-01	Wildcats	97-58	UA
	Cougars	93-86	WSU
2001-02	Wildcats	107-57	UA
	Wildcats	106-60	WSU
2002-03	Wildcats	86-65	WSU
	Wildcats	80-50	UA
2003-04	Wildcats	78-51	UA
	Wildcats	77-72	WSU
2004-05	Wildcats	54-51	WSU
	Wildcats	89-60	UA
2005-06	Wildcats	61-52	UA
	Cougars	84-77	WSU
2006-07	Wildcats	59-57	WSU
	Wildcats	55-51	UA
2007-08	Wildcats	73-63	WSU
	Cougars	67-54	UA
2008-09	Cougars	68-58	WSU
	Cougars	63-56	UA
	Wildcats	79-72	USC (6)
2009-10	Wildcats	67-60	WSU
	Wildcats	73-66	UA
	Wildcats	62-60	USC (6)
2010-11	Wildcats	64-58	UA
	Wildcats	78-61	WSU

## ARIZONA STATE vs. CALIFORNIA

**Pac-10: Golden Bears lead series, 27-25**

1986-87	Sun Devils	86-78	CAL
	Golden Bears	95-77	ASU
1987-88	Golden Bears	74-68	CAL
	Golden Bears	74-67	ASU
1988-89	Sun Devils	81-78	CAL
	Golden Bears	77-75	ASU
1989-90	Golden Bears	83-74	CAL
	Golden Bears	83-77	ASU
1990-91	Sun Devils	84-77	ASU
	Golden Bears	80-78	CAL
1991-92	Sun Devils	92-88	CAL
	Sun Devils	63-52	ASU
1992-93	Golden Bears	70-66	CAL
	Golden Bears	79-74	ASU
1993-94	Golden Bears	79-69	CAL
	Golden Bears	104-94	ASU
1994-95	Sun Devils	77-62	ASU
	Golden Bears	98-73	CAL

1995-96	Golden Bears	101-79	ASU
	Golden Bears	77-68	CAL
1996-97	Golden Bears	88-58	CAL
	Sun Devils	65-54	ASU
1997-98	Sun Devils	75-54	ASU
	Golden Bears	65-58	CAL
1998-99	Golden Bears	74-60	CAL
	Golden Bears	67-63	ASU
1999-00	Sun Devils	69-59	ASU
	Golden Bears	60-55	OT CAL
2000-01	Sun Devils	58-47	CAL
	Sun Devils	70-58	ASU
2001-02	Sun Devils	63-49	ASU
	Sun Devils	56-40	CAL
2002-03	Golden Bears	72-67	CAL
	Sun Devils	61-47	ASU
	Golden Bears	46-38	SJ (5)
2003-04	Sun Devils	56-52	CAL
	Sun Devils	62-43	ASU
2004-05	Sun Devils	66-57	ASU
	Sun Devils	76-59	CAL
2005-06	Golden Bears	66-64	CAL
	Sun Devils	62-43	ASU
2006-07	Sun Devils	74-58	CAL
	Sun Devils	66-54	ASU
	Sun Devils	60-53	SJ (5)
2007-08	Golden Bears	64-51	CAL
	Golden Bears	70-60	CAL
	Golden Bears	71-65	SJ (5)
2008-09	Golden Bears	54-53	ASU
	Sun Devils	63-41	CAL
2009-10	Sun Devils	63-61	CAL
	Sun Devils	57-50	ASU
	Golden Bears	60-50	USC (6)
2010-11	Golden Bears	67-55	CAL
	Sun Devils	45-44	ASU
	Golden Bears	48-43	USC (8)

## ARIZONA STATE vs. OREGON

**Pac-10: Series tied, 26-26**

1986-87	Ducks	84-70	UO
	Ducks	83-82	OT ASU
1987-88	Sun Devils	70-60	ASU
	Ducks	73-61	UO
1988-89	Ducks	89-75	UO
	Ducks	75-74	ASU
1989-90	Sun Devils	81-68	ASU
	Ducks	83-72	UO
1990-91	Ducks	81-77	UO
	Ducks	69-67	ASU
1991-92	Ducks	78-72	ASU
	Sun Devils	89-76	UO
1992-93	Sun Devils	79-42	ASU
	Sun Devils	77-63	UO
1993-94	Ducks	73-59	UO
	Ducks	97-84	ASU
1994-95	Sun Devils	79-77	ASU
	Ducks	83-44	UO
1995-96	Ducks	72-52	ASU
	Ducks	64-51	UO
1996-97	Ducks	74-62	UO
	Ducks	65-45	ASU
1997-98	Ducks	100-61	UO
	Ducks	69-67	OT ASU
1998-99	Ducks	68-52	ASU
	Ducks	58-53	UO
1999-00	Ducks	64-51	UO
	Ducks	67-56	ASU
2000-01	Sun Devils	73-63	ASU
	Ducks	63-56	UO
2001-02	Sun Devils	86-72	UO
	Sun Devils	69-58	ASU
	Sun Devils	64-58	UO (3)
2002-03	Sun Devils	76-63	ASU
	Ducks	68-52	UO

since becoming a member of the Pac-12

2003-04	Sun Devils	69-67	UO
	Sun Devils	48-47	ASU
2004-05	Sun Devils	74-65	ASU
	Ducks	59-66	UO
	Sun Devils	54-47	SJ (5)
2005-06	Sun Devils	44-43	ASU
	Sun Devils	62-52	UO
2006-07	Sun Devils	80-70	UO
	Sun Devils	61-48	ASU
2007-08	Sun Devils	63-50	UO
	Sun Devils	52-51	ASU
2008-09	Sun Devils	81-53	UO
	Sun Devils	68-56	ASU
2009-10	Sun Devils	73-68	ASU
	Ducks	82-81	UO
2010-11	Sun Devils	86-67	ASU
	Sun Devils	75-66	UO

**ARIZONA STATE vs. OREGON STATE**  
**Pac-10: Sun Devils lead series, 33-19**

1986-87	Beavers	90-72	OSU
	Beavers	75-58	ASU
1987-88	Beavers	66-61	ASU
	Beavers	64-61	OSU
1988-89	Beavers	78-60	OSU
	Beavers	65-62	ASU
1989-90	Sun Devils	66-57	ASU
	Sun Devils	60-58	OSU
1990-91	Beavers	80-69	OSU
	Sun Devils	81-64	ASU
1991-92	Sun Devils	71-69	ASU
	Sun Devils	72-69	OSU
1992-93	Sun Devils	79-66	ASU
	Beavers	81-71	OSU
1993-94	Beavers	78-71	OSU
	Beavers	82-70	ASU
1994-95	Beavers	77-42	ASU
	Beavers	92-49	OSU
1995-96	Beavers	74-54	ASU
	Beavers	73-62	OSU
1996-97	Beavers	70-59	OSU
	Sun Devils	88-74	ASU
1997-98	Sun Devils	85-79	OSU
	Sun Devils	69-49	ASU
1998-99	Sun Devils	57-53	ASU
	Sun Devils	77-65	OSU
1999-00	Beavers	66-55	OSU
	Sun Devils	75-58	ASU
2000-01	Sun Devils	58-51	ASU
	Beavers	72-64	OSU
2001-02	Beavers	77-70	OSU
	Sun Devils	71-65	ASU
2002-03	Sun Devils	70-58	ASU
	Beavers	70-45	OSU
2003-04	Sun Devils	63-56	OSU
	Sun Devils	73-60	ASU
2004-05	Sun Devils	50-38	ASU
	Sun Devils	66-56	OSU
2005-06	Sun Devils	69-51	ASU
	Sun Devils	77-67	OSU
	Sun Devils	74-66	SJ (5)
2006-07	Sun Devils	59-43	OSU
	Sun Devils	78-63	ASU
2007-08	Sun Devils	69-60	OSU
	Sun Devils	66-42	ASU
2008-09	Sun Devils	61-36	OSU
	Sun Devils	65-54	ASU
2009-10	Sun Devils	56-47	ASU
	Sun Devils	62-49	OSU
2010-11	Sun Devils	49-46	ASU
	Sun Devils	59-54	OSU
	Sun Devils	50-44	USC (8)

**ARIZONA STATE vs. STANFORD**  
**Pac-10: Cardinal leads series, 47-6**

1986-87	Cardinal	92-77	STAN
	Sun Devils	81-71	ASU
1987-88	Cardinal	84-66	STAN
	Cardinal	84-79	ASU
1988-89	Cardinal	87-68	STAN
	Cardinal	108-72	ASU
1989-90	Cardinal	90-63	STAN
	Cardinal	106-64	ASU
1990-91	Cardinal	79-65	ASU
	Cardinal	109-61	STAN
1991-92	Cardinal	89-66	STAN
	Sun Devils	77-65	ASU
1992-93	Cardinal	85-80	STAN
	Cardinal	86-76	ASU
1993-94	Cardinal	113-61	STAN
	Cardinal	85-59	ASU
1994-95	Cardinal	83-59	ASU
	Cardinal	102-52	STAN
1995-96	Cardinal	88-71	ASU
	Cardinal	79-63	STAN
1996-97	Cardinal	96-64	STAN
	Cardinal	81-62	ASU
1997-98	Cardinal	81-54	ASU
	Cardinal	90-71	STAN
1998-99	Cardinal	72-58	STAN
	Cardinal	81-61	ASU
1999-00	Sun Devils	74-68	ASU
	Cardinal	91-67	STAN
2000-01	Cardinal	92-64	STAN
	Cardinal	51-49	ASU
2001-02	Cardinal	75-66	STAN
	Cardinal	62-48	ASU
	Sun Devils	70-63	UO (3)
2002-03	Cardinal	80-63	STAN
	Cardinal	63-53	ASU
2003-04	Cardinal	60-46	STAN
	Sun Devils	73-53	ASU
2004-05	Cardinal	57-68	ASU
	Cardinal	53-67	STAN
	Cardinal	42-56	SJ (5)
2005-06	Cardinal	84-78	STAN
	Sun Devils	62-59	ASU
2006-07	Cardinal	77-71	STAN
	Cardinal	73-65	OT ASU
	Cardinal	62-55	SJ (5)
2007-08	Cardinal	60-56	ASU
	Cardinal	79-57	STAN
2008-09	Cardinal	54-53	ASU
	Cardinal	77-68	STAN
2009-10	Cardinal	71-48	STAN
	Cardinal	62-43	ASU
2010-11	Cardinal	82-35	STAN
	Cardinal	72-54	ASU

**ARIZONA STATE vs. UCLA**  
**Pac-10: Bruins lead series, 33-21**

1986-87	Bruins	85-78	ASU
	Bruins	88-77	UCLA
1987-88	Bruins	71-64	UCLA
	Bruins	83-62	ASU
1988-89	Bruins	85-81	UCLA
	Sun Devils	86-73	ASU
1989-90	Bruins	77-67	ASU
	Bruins	90-75	UCLA
1990-91	Bruins	81-68	UCLA
	Sun Devils	70-65	ASU
1991-92	Bruins	88-72	ASU
	Sun Devils	99-91	UCLA
1992-93	Bruins	81-63	ASU
	Bruins	72-71	UCLA
1993-94	Bruins	84-59	ASU
	Bruins	93-81	UCLA

1994-95	Bruins	85-64	UCLA
	Bruins	68-63	ASU
1995-96	Bruins	84-74	UCLA
	Sun Devils	71-70	ASU
1996-97	Sun Devils	66-65	ASU
	Bruins	91-61	UCLA
1997-98	Bruins	95-73	UCLA
	Bruins	80-62	ASU
1998-99	Bruins	98-85	ASU
	Bruins	64-61	UCLA
1999-00	Bruins	76-55	ASU
	Bruins	56-47	UCLA
2000-01	Sun Devils	78-68	UCLA
	Sun Devils	78-60	ASU
2001-02	Sun Devils	70-57	UCLA
	Sun Devils	64-42	ASU
2002-03	Bruins	60-58	ASU
	Bruins	71-62	UCLA
2003-04	Sun Devils	73-58	ASU
	Bruins	73-64	UCLA
	Bruins	70-50	SJ (5)
2004-05	Sun Devils	44-42	UCLA
	Sun Devils	80-59	ASU
	Sun Devils	73-71	SJ (5)
2005-06	Bruins	77-69	UCLA
	Sun Devils	87-70	ASU
	Bruins	60-59	SJ (5)
2006-07	Sun Devils	92-52	ASU
	Sun Devils	80-69	UCLA
	Sun Devils	74-64	SJ (5)
2007-08	Sun Devils	62-60	ASU
	Sun Devils	73-67	UCLA
2008-09	Sun Devils	68-44	ASU
	Sun Devils	69-66	UCLA
2009-10	Bruins	74-56	ASU
	Bruins	63-59	UCLA
2010-11	Bruins	70-60	UCLA
	Bruins	61-45	ASU

**ARIZONA STATE vs. USC**  
**Pac-10: Trojans lead series, 34-17**

1986-87	Trojans	87-62	ASU
	Trojans	93-66	USC
1987-88	Trojans	93-77	USC
	Trojans	87-82	ASU
1988-89	Trojans	78-58	USC
	Trojans	70-68	ASU
1989-90	Trojans	82-78	ASU
	Trojans	55-54	USC
1990-91	Trojans	84-67	USC
	Trojans	84-68	ASU
1991-92	Sun Devils	63-62	ASU
	Trojans	98-65	USC
1992-93	Trojans	86-72	ASU
	Sun Devils	64-55	USC
1993-94	Trojans	87-81	ASU
	Trojans	105-67	USC
1994-95	Trojans	91-44	USC
	Trojans	77-65	ASU
1995-96	Trojans	73-61	USC
	Trojans	98-56	ASU
1996-97	Trojans	82-55	ASU
	Trojans	77-63	USC
1997-98	Trojans	68-55	USC
	Trojans	75-62	ASU
1998-99	Trojans	67-54	ASU
	Sun Devils	70-58	USC
1999-00	Sun Devils	78-74	OT ASU
	Trojans	76-70	USC
2000-01	Sun Devils	67-57	USC
	Sun Devils	67-65	ASU
2001-02	Trojans	68-49	USC
	Sun Devils	67-60	ASU
2002-03	Trojans	58-53	ASU
	Trojans	64-56	USC

2003-04	Trojans	68-65	ASU
	Trojans	65-50	USC
2004-05	Trojans	45-66	USC
	Sun Devils	49-46	ASU
2005-06	Trojans	58-50	USC
	Sun Devils	79-72	ASU
2006-07	Sun Devils	62-54	ASU
	Sun Devils	68-57	USC
2007-08	Sun Devils	66-63	ASU
	Sun Devils	65-57	USC
2008-09	Sun Devils	83-71	ASU
	Sun Devils	72-69	USC
	Trojans	75-70	USC (6)
2009-10	Trojans	60-56	USC
	Trojans	62-52	ASU
2010-11	Sun Devils	62-61	USC
	Sun Devils	69-55	ASU

**ARIZONA STATE vs. WASHINGTON**  
**Pac-10: Huskies lead series, 27-24**

1986-87	Sun Devils	78-64	ASU
	Huskies	85-63	UW
1987-88	Huskies	103-49	UW
	Huskies	80-65	ASU
1988-89	Huskies	77-67	ASU
	Huskies	92-77	UW
1989-90	Huskies	81-59	UW
	Huskies	73-60	ASU
1990-91	Huskies	71-54	ASU
	Huskies	82-61	UW
1991-92	Huskies	66-59	UW
	Huskies	68-66	ASU
1992-93	Sun Devils	82-77	UW
	Sun Devils	74-61	ASU
1993-94	Huskies	69-56	ASU
	Huskies	87-78	UW
1994-95	Huskies	82-37	UW
	Huskies	93-54	ASU
1995-96	Sun Devils	81-77	UW
	Sun Devils	87-72	ASU
1996-97	Huskies	81-73	ASU
	Huskies	68-59	UW
1997-98	Sun Devils	77-76	ASU
	Huskies	62-39	UW
1998-99	Huskies	86-54	UW
	Sun Devils	72-69	OT ASU
1999-00	Huskies	78-76	UW
	Sun Devils	74-53	ASU
2000-01	Huskies	66-62	ASU
	Huskies	79-60	UW
2001-02	Sun Devils	66-61	ASU
	Huskies	68-50	UW
2002-03	Huskies	69-56	UW
	Sun Devils	62-56	ASU
2003-04	Sun Devils	84-81	OT ASU
	Huskies	63-55	UW
2004-05	Huskies	55-63	UW
	Sun Devils	69-48	ASU
2005-06	Sun Devils	64-51	ASU
	Sun Devils	67-61	UW
2006-07	Sun Devils	88-83	ASU
	Sun Devils	75-64	UW
2007-08	Sun Devils	68-62	UW
	Sun Devils	69-53	ASU
	Sun Devils	83-64	SJ (6)
2008-09	Sun Devils	80-64	UW
	Sun Devils	55-32	ASU
2009-10	Huskies	62-56	UW
	Sun Devils	67-61	OT ASU
2010-11	Sun Devils	52-49	ASU
	Sun Devils	71-63	UW



# SERIES RECORDS



since becoming a member of the Pac-12

## ARIZONA STATE vs. WASHINGTON STATE

### Pac-10: Sun Devils lead series, 36-14

1986-87	Sun Devils	95-83 OT	ASU
	Cougars	75-62	WSU
1987-88	Sun Devils	82-79	WSU
	Sun Devils	86-69	ASU
1988-89	Sun Devils	88-79	ASU
	Cougars	71-60	WSU
1989-90	Cougars	92-80	WSU
	Cougars	67-66	ASU
1990-91	Sun Devils	82-73	ASU
	Cougars	69-58	WSU
1991-92	Cougars	80-78	WSU
	Sun Devils	86-61	ASU
1992-93	Sun Devils	70-59	WSU
	Sun Devils	88-68	ASU
1993-94	Sun Devils	*	ASU
	Sun Devils	77-76	WSU
1994-95	Cougars	82-70	WSU
	Cougars	74-66	ASU
1995-96	Cougars	93-77	WSU
	Sun Devils	88-80	ASU
1996-97	Cougars	86-78	ASU
	Cougars	84-70	WSU
1997-98	Sun Devils	80-60	ASU
	Sun Devils	79-70	WSU
1998-99	Sun Devils	63-54	WSU
	Sun Devils	80-66	ASU
1999-00	Sun Devils	64-54	WSU
	Sun Devils	73-53	ASU
2000-01	Sun Devils	83-70	ASU
	Sun Devils	74-72	WSU
2001-02	Sun Devils	68-40	ASU
	Sun Devils	75-56	WSU
2002-03	Sun Devils	66-58	WSU
	Sun Devils	70-52	ASU
2003-04	Sun Devils	68-66	ASU
	Cougars	75-72	WSU
2004-05	Sun Devils	67-39	WSU
	Sun Devils	59-40	ASU
2005-06	Sun Devils	72-42	ASU
	Sun Devils	75-65	WSU
2006-07	Sun Devils	89-44	ASU
	Sun Devils	66-41	WSU
2007-08	Sun Devils	59-40	WSU
	Sun Devils	59-30	ASU
2008-09	Sun Devils	66-47	WSU
	Sun Devils	55-32	ASU
2009-10	Sun Devils	64-59	WSU
	Cougars	66-62	ASU
2010-11	Cougars	70-65	ASU
	Sun Devils	55-47	WSU

\*Game forfeited by Washington State due to illness

## CALIFORNIA vs. OREGON

### Pac-10: Ducks lead series, 31-23

1986-87	Ducks	94-70	UO
	Golden Bears	87-84	CAL
1987-88	Ducks	94-83	CAL
	Ducks	90-71	UO
1988-89	Ducks	94-64	UO
	Golden Bears	83-80	CAL
1989-90	Ducks	73-65	UO
	Golden Bears	79-72	CAL
1990-91	Golden Bears	94-67	CAL
	Ducks	64-57	UO
1991-92	Golden Bears	84-75	UO
	Golden Bears	85-75	CAL
1992-93	Golden Bears	75-63	UO
	Golden Bears	90-74	CAL
1993-94	Ducks	91-69	CAL
	Ducks	75-36	UO
1994-95	Ducks	77-59	UO
	Ducks	89-73	CAL

1995-96	Ducks	73-56	UO
	Ducks	73-54	CAL
1996-97	Ducks	68-64	CAL
	Ducks	71-42	UO
1997-98	Ducks	68-66	UO
	Ducks	82-66	CAL
1998-99	Ducks	64-49	UO
	Ducks	80-57	CAL
1999-00	Ducks	67-51	CAL
	Ducks	75-63	UO
2000-01	Ducks	86-56	UO
	Golden Bears	68-57	CAL
2001-02	Ducks	65-53	CAL
	Ducks	76-43	UO
2002-03	Ducks	70-67	UO
	Ducks	54-52	CAL
2003-04	Golden Bears	61-57	CAL
	Ducks	77-62	UO
	Golden Bears	82-57	SJ (5)
2004-05	Ducks	50-81	UO
	Ducks	51-58	CAL
2005-06	Ducks	70-41	UO
	Golden Bears	49-39	CAL
2006-07	Golden Bears	65-56	CAL
	Ducks	62-42	UO
	Golden Bears	63-51	SJ (5)
2007-08	Golden Bears	61-52	CAL
	Golden Bears	53-34	CAL
	Golden Bears	67-60	SJ (5)
2008-09	Golden Bears	65-50	UO
	Golden Bears	84-42	CAL
2009-10	Golden Bears	72-62	UO
	Golden Bears	79-73	CAL
	Golden Bears	71-57	UO (4)
2010-11	Golden Bears	81-65	UO
	Ducks	60-46	CAL

## CALIFORNIA vs. OREGON STATE

### Pac-10: Golden Bears lead series, 29-21

1986-87	Beavers	69-67	OSU
	Golden Bears	94-71	CAL
1987-88	Golden Bears	66-58	CAL
	Golden Bears	79-75 OT	OSU
1988-89	Beavers	64-59	OSU
	Golden Bears	70-60	CAL
1989-90	Golden Bears	76-65	OSU
	Golden Bears	83-72	CAL
1990-91	Golden Bears	89-70	CAL
	Beavers	72-59	OSU
1991-92	Golden Bears	78-71	OSU
	Golden Bears	78-67	CAL
1992-93	Beavers	75-73	OSU
	Beavers	73-61	CAL
1993-94	Beavers	90-75	CAL
	Beavers	88-79	OSU
1994-95	Beavers	101-76	OSU
	Golden Bears	77-75	CAL
1995-96	Beavers	93-70	OSU
	Beavers	88-76	CAL
1996-97	Golden Bears	62-57	CAL
	Beavers	81-67	OSU
1997-98	Golden Bears	77-64	CAL
	Beavers	73-69	OSU
1998-99	Beavers	54-52	OSU
	Golden Bears	63-58	CAL
1999-00	Beavers	53-50	CAL
	Beavers	52-33	OSU
2000-01	Golden Bears	79-72	OSU
	Golden Bears	72-60	CAL
2001-02	Beavers	80-52	CAL
	Beavers	74-69 OT	OSU
2002-03	Beavers	68-37	OSU
	Golden Bears	70-55	CAL
2003-04	Beavers	70-67	CAL
	Golden Bears	66-57	OSU

2004-05	Beavers	77-71	OSU
	Golden Bears	74-62	CAL
2005-06	Golden Bears	71-50	OSU
	Beavers	63-55	CAL
2006-07	Golden Bears	63-57	CAL
	Golden Bears	67-61	20T OSU
2007-08	Golden Bears	61-45	CAL
	Golden Bears	56-45	OSU
2008-09	Golden Bears	77-72	OSU
	Golden Bears	62-40	CAL
2009-10	Golden Bears	79-75	20T OSU
	Golden Bears	66-62	CAL
2010-11	Golden Bears	60-47	OSU
	Golden Bears	58-49	CAL

## CALIFORNIA vs. STANFORD

### Pac-10: Cardinal leads series, 49-6

1986-87	Cardinal	77-59	STAN
	Golden Bears	84-68	CAL
1987-88	Cardinal	95-71	CAL
	Cardinal	94-79	STAN
1988-89	Cardinal	77-59	STAN
	Cardinal	87-79	CAL
1989-90	Cardinal	87-60	CAL
	Cardinal	112-84	STAN
1990-91	Cardinal	113-79	STAN
	Cardinal	93-80	CAL
1991-92	Golden Bears	74-65	CAL
	Cardinal	83-81	STAN
1992-93	Cardinal	89-63	STAN
	Golden Bears	64-59	CAL
1993-94	Cardinal	92-75	CAL
	Cardinal	111-64	STAN
1994-95	Cardinal	99-65	STAN
	Cardinal	91-67	CAL
1995-96	Cardinal	80-55	CAL
	Cardinal	87-36	STAN
1996-97	Cardinal	95-44	STAN
	Cardinal	82-50	CAL
1997-98	Cardinal	72-52	CAL
	Cardinal	79-51	STAN
1998-99	Cardinal	80-67	STAN
	Cardinal	77-67	CAL
1999-00	Cardinal	83-57	STAN
	Cardinal	81-56	CAL
2000-01	Cardinal	63-56	CAL
	Golden Bears	82-73	STAN
2001-02	Cardinal	79-52	STAN
	Cardinal	79-51	CAL
2002-03	Cardinal	72-48	STAN
	Cardinal	53-50	CAL
	Cardinal	60-35	SJ (5)
2003-04	Cardinal	63-53	CAL
	Cardinal	61-53	STAN
	Cardinal	80-55	SJ (6)
2004-05	Cardinal	53-88	STAN
	Cardinal	50-91	CAL
	Cardinal	40-81	SJ (7)
2005-06	Cardinal	87-75	STAN
	Cardinal	55-46	CAL
2006-07	Cardinal	69-44	CAL
	Golden Bears	72-57	STAN
2007-08	Cardinal	72-52	STAN
	Cardinal	60-58	CAL
	Cardinal	56-35	SJ (5)
2008-09	Golden Bears	57-54	CAL
	Cardinal	58-41	STAN
2009-10	Cardinal	79-58	STAN
	Cardinal	63-48	CAL
	Cardinal	64-44	USC (6)
2010-11	Cardinal	78-45	CAL
	Cardinal	75-51	STAN

## CALIFORNIA vs. UCLA

### Pac-10: Bruins lead series, 39-14

1986-87	Bruins	77-72	CAL
	Bruins	92-80	UCLA
1987-88	Bruins	75-50	CAL
	Golden Bears	71-68	UCLA
	Bruins	81-63	CAL
1988-89	Bruins	72-57	UCLA
	Golden Bears	92-82	CAL
1989-90	Bruins	70-68	UCLA
	Bruins	80-66	CAL
1990-91	Bruins	102-83	CAL
	Bruins	96-78	UCLA
1991-92	Golden Bears	74-71	CAL
	Bruins	101-87	UCLA
1993-93	Golden Bears	78-70	CAL
	Bruins	85-68	UCLA
1993-94	Bruins	79-56	UCLA
	Bruins	90-85	CAL
1994-95	Golden Bears	97-84	CAL
	Bruins	87-67	UCLA
1995-96	Bruins	74-65	CAL
	Bruins	71-66	UCLA
1996-97	Bruins	74-65	UCLA
	Bruins	82-56	CAL
1997-98	Bruins	74-53	UCLA
	Bruins	86-54	CAL
1998-99	Bruins	87-62	CAL
	Bruins	76-61	UCLA
1999-00	Bruins	74-67	CAL
	Golden Bears	61-53	UCLA
2000-01	Golden Bears	58-57	UCLA
	Golden Bears	83-59	CAL
2001-02	Bruins	64-48	CAL
	Bruins	58-48	UCLA
	Bruins	46-42	UO (3)
2002-03	Golden Bears	69-61	UCLA
	Bruins	72-54	CAL
2003-04	Bruins	67-66	UCLA
	Bruins	97-69	CAL
2004-05	Bruins	70-85	CAL
	Bruins	61-73	UCLA
2005-06	Golden Bears	65-58	CAL
	Bruins	90-87 OT	UCLA
	Bruins	80-63	SJ (5)
2006-07	Bruins	77-68 OT	UCLA
	Golden Bears	88-69	CAL
2007-08	Golden Bears	73-70 OT	UCLA
	Golden Bears	67-53	CAL
2008-09	Golden Bears	64-48	CAL
	Bruins	71-56	UCLA
2009-10	Bruins	57-46	UCLA
	Bruins	44-32	CAL
2010-11	Bruins	65-56	CAL
	Bruins	63-48	UCLA
	Bruins	63-50	LA (9)

## CALIFORNIA vs. USC

### Pac-10: Trojans lead series, 28-23

1986-87	Golden Bears	102-85	CAL
	Trojans	105-63	USC
1987-88	Trojans	98-66	USC
	Trojans	99-97 OT	CAL
1988-89	Golden Bears	83-61	USC
	Golden Bears	115-106	CAL
1989-90	Golden Bears	55-50	USC
	Golden Bears	58-52	CAL
1990-91	Golden Bears	92-66	CAL
	Trojans	74-48	USC
1991-92	Golden Bears	77-70	CAL
	Trojans	68-62	USC
1992-93	Golden Bears	68-55	CAL
	Trojans	76-71 OT	USC
1993-94	Trojans	97-60	USC
	Trojans	99-81	CAL

since becoming a member of the Pac-12

1994-95	Trojans	90-71	CAL
	Trojans	87-82	USC
1995-96	Trojans	87-80	OT CAL
	Trojans	89-71	USC
1996-97	Trojans	91-57	USC
	Trojans	66-63	CAL
1997-98	Trojans	59-50	USC
	Trojans	62-50	CAL
1998-99	Golden Bears	61-51	CAL
	Trojans	76-71	USC
1999-00	Golden Bears	81-64	CAL
	Trojans	81-78	USC
2000-01	Golden Bears	61-55	USC
	Trojans	83-59	CAL
2001-02	Trojans	69-53	CAL
	Trojans	68-58	USC
2002-03	Trojans	83-62	USC
	Golden Bears	60-50	CAL
2003-04	Trojans	67-47	USC
	Golden Bears	68-59	CAL
2004-05	Trojans	71-76	USC
	Trojans	69-103	CAL
2005-06	Golden Bears	73-68	CAL
	Golden Bears	72-67	USC
2006-07	Golden Bears	62-53	USC
	Golden Bears	86-79	OT CAL
2007-08	Golden Bears	57-52	USC
	Golden Bears	60-55	OT CAL
2008-09	Golden Bears	73-71	CAL
	Golden Bears	66-64	USC
	Trojans	69-67	USC (6)
2009-10	Trojans	67-64	USC
	Golden Bears	61-55	CAL
2010-11	Golden Bears	82-71	CAL
	Trojans	80-67	USC

**CALIFORNIA vs. WASHINGTON**  
**Pac-10: Huskies lead series, 37-14**

1986-87	Huskies	84-74	UW
	Golden Bears	92-84	CAL
1987-88	Huskies	89-70	UW
	Huskies	97-74	CAL
1988-89	Huskies	58-55	CAL
	Huskies	78-68	UW
1989-90	Huskies	69-64	CAL
	Huskies	81-61	UW
1990-91	Huskies	78-57	UW
	Huskies	81-58	CAL
1991-92	Golden Bears	67-66	UW
	Golden Bears	66-55	CAL
1992-93	Huskies	62-61	UW
	Huskies	73-66	CAL
1993-94	Huskies	95-70	UW
	Huskies	88-70	CAL
1994-95	Huskies	70-61	CAL
	Huskies	89-69	UW
1995-96	Huskies	82-69	CAL
	Huskies	93-58	UW
1996-97	Huskies	67-56	UW
	Huskies	85-62	CAL
1997-98	Huskies	72-51	CAL
	Huskies	83-78	OT UW
1998-99	Huskies	71-49	UW
	Golden Bears	58-56	CAL
1999-00	Golden Bears	72-59	UW
	Golden Bears	51-49	CAL
2000-01	Huskies	69-68	CAL
	Huskies	78-71	UW
2001-02	Huskies	85-46	UW
	Huskies	64-53	CAL
2002-03	Huskies	76-59	CAL
	Huskies	74-54	UW
2003-04	Huskies	65-54	UW
	Huskies	72-67	CAL

2004-05	Huskies	52-65	CAL
	Huskies	76-80	UW
2005-06	Huskies	62-55	UW
	Golden Bears	81-58	CAL
2006-07	Golden Bears	72-49	UW
	Huskies	79-76	OT CAL
2007-08	Golden Bears	66-40	CAL
	Huskies	74-66	UW
2008-09	Golden Bears	62-34	CAL
	Golden Bears	70-40	UW
	Golden Bears	61-41	USC (6)
2009-10	Golden Bears	60-43	CAL
	Golden Bears	75-68	WASH
2010-11	Huskies	57-48	WASH
	Huskies	60-49	CAL
	Golden Bears	58-48	USC (80)

**CALIFORNIA vs. WASHINGTON STATE**  
**Pac-10: Golden Bears lead series, 30-21**

1986-87	Golden Bears	67-66	WSU
	Golden Bears	72-68	CAL
1987-88	Cougars	79-56	WSU
	Golden Bears	84-69	CAL
1988-89	Golden Bears	80-71	CAL
	Cougars	92-89	WSU
1989-90	Golden Bears	91-64	CAL
	Cougars	87-67	WSU
1990-91	Cougars	77-60	WSU
	Golden Bears	86-80	CAL
1991-92	Cougars	83-76	WSU
	Golden Bears	69-58	CAL
1992-93	Golden Bears	75-65	WSU
	Golden Bears	79-65	CAL
1993-94	Cougars	88-82	WSU
	Cougars	77-62	CAL
1994-95	Golden Bears	87-83	CAL
	Cougars	78-64	WSU
1995-96	Cougars	90-77	CAL
	Golden Bears	91-83	WSU
1996-97	Cougars	79-53	WSU
	Cougars	83-70	CAL
1997-98	Cougars	72-65	CAL
	Cougars	87-64	WSU
1998-99	Cougars	73-54	WSU
	Golden Bears	83-68	CAL
1999-00	Cougars	72-65	WSU
	Golden Bears	65-59	CAL
2000-01	Golden Bears	69-56	CAL
	Cougars	74-59	WSU
2001-02	Golden Bears	62-50	WSU
	Golden Bears	76-63	CAL
2002-03	Golden Bears	73-61	CAL
	Cougars	67-64	WSU
2003-04	Golden Bears	85-71	WSU
	Cougars	64-59	CAL
2004-05	Golden Bears	64-56	CAL
	Cougars	69-79	WSU
	Golden Bears	70-52	SJ (5)
2005-06	Golden Bears	53-47	WSU
	Golden Bears	61-51	CAL
2006-07	Golden Bears	55-48	WSU
	Golden Bears	72-45	CAL
2007-08	Golden Bears	99-44	CAL
	Golden Bears	61-47	WSU
2008-09	Golden Bears	68-45	CAL
	Golden Bears	77-57	WSU
2009-10	Golden Bears	75-68	CAL
	Golden Bears	75-68	OT WSU
2010-11	Cougars	77-63	WSU
	Cougars	68-66	CAL

**OREGON vs. OREGON STATE**  
**Pac-10: Ducks lead series, 38-14**

1986-87	Ducks	65-63	UO
	Ducks	71-51	OSU
1987-88	Ducks	58-47	UO
	Ducks	53-51	OSU
1988-89	Ducks	67-59	OSU
	Ducks	52-51	OSU
	Ducks	61-55	UO
1989-90	Ducks	76-61	OSU
	Ducks	82-63	UO
1990-91	Beavers	74-58	UO
	Ducks	65-63	OSU
1991-92	Ducks	83-81	OSU
	Ducks	62-59	UO
1992-93	Beavers	67-63	UO
	Beavers	66-56	OSU
1993-94	Beavers	86-68	OSU
	Ducks	54-46	UO
1994-95	Ducks	66-56	UO
	Beavers	96-86	OSU
1995-96	Beavers	58-57	OSU
	Ducks	69-60	UO
1996-97	Ducks	77-59	UO
	Ducks	76-59	OSU
1997-98	Ducks	80-57	OSU
	Ducks	77-67	UO
1998-99	Ducks	59-46	UO
	Ducks	60-52	OSU
1999-00	Ducks	68-51	OSU
	Ducks	60-53	UO
2000-01	Ducks	71-67	OSU
	Ducks	72-60	UO
2001-02	Beavers	61-53	UO
	Ducks	84-83	OT OSU
	Ducks	50-48	UO (4)
2002-03	Beavers	67-51	OSU
	Ducks	68-58	UO
2003-04	Ducks	56-54	UO
	Beavers	75-61	OSU
2004-05	Ducks	82-58	OSU
	Ducks	64-55	UO
2005-06	Beavers	63-61	OSU
	Ducks	54-45	UO
2006-07	Beavers	65-59	UO
	Ducks	70-63	OSU
2007-08	Ducks	76-72	OSU
	Ducks	60-49	UO
2008-09	Beavers	61-42	UO
	Beavers	70-41	OSU
2009-10	Ducks	86-71	OSU
	Ducks	82-62	UO
2010-11	Ducks	81-72	UO
	Beavers	61-59	OSU

**OREGON vs. STANFORD**  
**Pac-10: Cardinal leads series, 43-7**

1986-87	Ducks	65-51	UO
	Ducks	63-54	STAN
1987-88	Cardinal	84-48	STAN
	Cardinal	65-57	UO
1988-89	Cardinal	92-69	UO
	Cardinal	107-73	STAN
1989-90	Cardinal	76-57	UO
	Cardinal	75-45	STAN
1990-91	Cardinal	88-61	STAN
	Cardinal	103-60	UO
1991-92	Cardinal	74-57	UO
	Cardinal	92-70	STAN
1992-93	Cardinal	91-72	UO
	Cardinal	86-52	STAN
1993-94	Cardinal	81-60	STAN
	Cardinal	72-60	UO
1994-95	Cardinal	70-57	UO
	Cardinal	97-55	STAN

1995-96	Cardinal	61-42	UO
	Cardinal	74-65	STAN
1996-97	Cardinal	85-61	STAN
	Cardinal	69-66	UO
1997-98	Cardinal	97-72	STAN
	Cardinal	79-71	UO
1998-99	Ducks	63-59	UO
	Cardinal	82-73	STAN
1999-00	Cardinal	78-62	STAN
	Ducks	61-57	UO
2000-01	Ducks	72-54	UO
	Cardinal	63-54	STAN
2001-02	Cardinal	91-76	UO
	Cardinal	77-72	STAN
2002-03	Cardinal	75-74	UO
	Cardinal	85-54	STAN
2003-04	Cardinal	77-51	STAN
	Ducks	67-66	UO
2004-05	Ducks	62-58	UO
	Cardinal	45-76	STAN
2005-06	Cardinal	76-64	UO
	Cardinal	79-58	STAN
2006-07	Cardinal	70-48	STAN
	Cardinal	74-56	UO
2007-08	Cardinal	83-49	STAN
	Cardinal	72-43	UO
2008-09	Cardinal	85-57	STAN
	Cardinal	68-49	UO
2009-10	Cardinal	100-80	UO
	Cardinal	104-60	STAN
2010-11	Cardinal	91-56	UO
	Cardinal	99-60	STAN

**OREGON vs. UCLA**  
**Pac-10: Bruins lead series, 28-23**

1986-87	Bruins	75-71	UCLA
	Ducks	77-57	UO
1987-88	Bruins	77-70	UCLA
	Bruins	74-65	UO
1988-89	Ducks	75-65	UO
	Ducks	76-60	UCLA
1989-90	Ducks	80-66	UO
	Bruins	79-65	UCLA
1990-91	Bruins	93-67	UCLA
	Bruins	82-74	UO
1991-92	Bruins	92-71	UCLA
	Bruins	83-76	UO
1992-93	Bruins	79-75	UCLA
	Ducks	89-78	UO
1993-94	Ducks	82-77	UO
	Ducks	76-68	UCLA
1994-95	Ducks	84-59	UCLA
	Ducks	83-65	UO
1995-96	Ducks	75-48	UO
	Bruins	83-64	UCLA
1996-97	Ducks	76-64	UCLA
	Ducks	64-61	UO
1997-98	Bruins	80-75	UO
	Bruins	82-54	UCLA
1998-99	Bruins	76-72	UCLA
	Ducks	106-79	UO
1999-00	Ducks	67-58	UCLA
	Ducks	89-72	UO
2000-01	Ducks	54-43	UO
	Bruins	70-68	UCLA
2001-02	Ducks	76-67	UCLA
	Ducks	76-54	UO
2002-03	Bruins	93-68	UO
	Bruins	56-54	UCLA
	Bruins	71-58	SJ (5)
2003-04	Bruins	63-57	UO
	Ducks	61-55	UCLA
2004-05	Bruins	54-70	UCLA
	Ducks	78-71	UO

# SERIES RECORDS



since becoming a member of the Pac-12

2005-06	Bruins	82-63	UCLA
	Bruins	66-65	UO
2006-07	Bruins	77-70	UCLA
	Ducks	76-60	UO
2007-08	Bruins	63-59	UCLA
	Ducks	66-55	UO
2008-09	Ducks	73-56	UCLA
	Bruins	70-69	UO
2009-10	Bruins	104-80	UCLA
	Bruins	91-75	UO
2010-11	Bruins	87-57	UCLA
	Bruins	75-48	UO

## OREGON vs. USC

Pac-10: Trojans lead series, 34-17

1986-87	Trojans	66-64	USC
	Ducks	79-78	UO
1987-88	Trojans	82-56	USC
	Trojans	68-61	UO
1988-89	Ducks	71-56	UO
	Trojans	71-68	USC
1989-90	Ducks	80-58	UO
	Trojans	66-61	USC
1990-91	Trojans	80-71	USC
	Trojans	67-44	UO
1991-92	Trojans	83-55	USC
	Trojans	81-76	UO
1992-93	Trojans	78-69	USC
	Trojans	80-61	UO
1993-94	Trojans	47-45	UO
	Trojans	84-75	USC
1994-95	Trojans	78-77	USC
	Ducks	76-50	UO
1995-96	Trojans	75-66	UO
	Ducks	67-53	USC
1996-97	Trojans	73-65	USC
	Ducks	70-53	UO
1997-98	Ducks	79-65	UO
	Ducks	76-58	USC
1998-99	Ducks	77-53	USC
	Ducks	73-61	UO
1999-00	Trojans	74-73	USC
	Trojans	69-63	UO
2000-01	Trojans	55-53	UO
	Ducks	74-66	USC
2001-02	Trojans	83-73	USC
	Ducks	75-65	UO
2002-03	Ducks	79-73	UO
	Ducks	75-70	USC
2003-04	Trojans	69-55	UO
	Trojans	71-56	USC
2004-05	Trojans	72-77	USC
	Ducks	81-59	UO
2005-06	Trojans	72-48	USC
	Trojans	69-64	UO
2006-07	Trojans	79-71	20T USC
	Ducks	73-63	UO
2007-08	Trojans	46-42	USC
	Trojans	67-58	UO
2008-09	Trojans	66-56	USC
	Trojans	94-64	UO
2009-10	Ducks	85-77	USC
	Trojans	87-84	UO
	Trojans	80-75	USC (6)
2010-11	Trojans	79-76	USC
	Trojans	85-63	UO

## OREGON vs. WASHINGTON

Pac-10: Series tied, 27-27

1986-87	Huskies	69-57	UW
	Ducks	79-69	UO
1987-88	Huskies	68-67	UO
	Huskies	68-51	UW
1988-89	Huskies	71-59	UW
	Ducks	89-76	UO
1989-90	Huskies	73-57	UW
	Huskies	62-52	UO
1990-91	Huskies	55-50	UO
	Huskies	65-55	UW
1991-92	Huskies	71-66	UO
	Huskies	69-66	UW
1992-93	Huskies	87-74	UW
	Huskies	59-51	UO
1993-94	Ducks	70-67	UW
	Ducks	62-41	UO
1994-95	Ducks	83-61	UO
	Huskies	85-78	UW
1995-96	Huskies	82-66	UW
	Ducks	60-53	UO
1996-97	Ducks	67-60	UO
	Ducks	67-63	UW
1997-98	Ducks	76-59	UW
	Ducks	72-57	UO
1998-99	Ducks	70-56	UO
	Ducks	67-57	UW
1999-00	Ducks	65-71	UO
	Ducks	70-69	UW
2000-01	Ducks	67-53	UW
	Ducks	64-60	OT UO
2001-02	Ducks	69-56	UO
	Huskies	88-80	UW
	Ducks	78-64	UO (3)
	Ducks	77-73	UW (4)
2002-03	Huskies	79-60	UW
	Huskies	75-59	UO
2003-04	Huskies	95-50	UW
	Huskies	67-56	UO
2004-05	Ducks	86-77	UO
	Huskies	57-81	UW
	Ducks	64-50	SJ (5)
2005-06	Ducks	81-73	UO
	Huskies	61-55	UW
2006-07	Huskies	60-56	UO
	Huskies	61-46	UW
2007-08	Ducks	66-64	UO
	Huskies	61-60	UW
2008-09	Ducks	75-55	UW
	Ducks	77-69	UO
	Huskies	69-43	USC (6)
2009-10	Ducks	82-71	UO
	Huskies	62-53	UW
2010-11	Ducks	68-64	UO
	Huskies	90-76	OT UW

## OREGON vs. WASHINGTON STATE

Pac-10: Ducks lead series, 42-11

1986-87	Ducks	101-55	WSU
	Ducks	74-70	UO
1987-88	Ducks	78-59	UO
	Ducks	64-62	WSU
1988-89	Cougars	80-77	WSU
	Ducks	87-76	OT UO
1989-90	Ducks	68-65	WSU
	Ducks	62-52	UO
1990-91	Cougars	102-69	UO
	Cougars	76-72	WSU
1991-92	Ducks	69-54	UO
	Ducks	65-60	WSU
1992-93	Cougars	66-54	UO
	Ducks	88-75	WSU
1993-94	Ducks	70-69	WSU
	Ducks	80-62	UO

1994-95	Ducks	84-66	UO
	Ducks	81-75	WSU
1995-96	Cougars	72-59	WSU
	Ducks	58-49	UO
1996-97	Ducks	80-46	UO
	Ducks	62-52	WSU
1997-98	Ducks	94-71	Hawaii (7)
	Ducks	62-57	WSU
	Ducks	61-51	UO
1998-99	Ducks	72-64	UO
	Ducks	65-54	WSU
1999-00	Ducks	77-65	UO
	Ducks	73-68	WSU
2000-01	Cougars	67-64	WSU
	Cougars	77-76	UO
2001-02	Ducks	76-47	UO
	Ducks	88-47	WSU
	Ducks	85-67	UO (3)
2002-03	Ducks	73-69	WSU
	Ducks	85-52	UO
2003-04	Ducks	60-50	WSU
	Ducks	74-52	UO
2004-05	Ducks	69-50	UO
	Ducks	62-47	WSU
2005-06	Ducks	54-50	UO
	Cougars	68-53	WSU
2006-07	Ducks	66-55	UO
	Ducks	51-34	WSU
2007-08	Ducks	64-45	UO
	Ducks	70-67	WSU
	Ducks	66-45	SJ (5)
2008-09	Ducks	57-41	WSU
	Cougars	58-45	UO
2009-10	Ducks	98-92	UO
	Cougars	67-53	WSU
2010-11	Ducks	77-72	UO
	Cougars	90-96	WSU

## OREGON STATE vs. STANFORD

Pac-10: Cardinal leads series, 47-5

1986-87	Beavers	70-53	OSU
	Cardinal	58-56	STAN
1987-88	Cardinal	71-48	STAN
	Cardinal	65-56	OSU
1988-89	Cardinal	74-65	OSU
	Cardinal	93-56	STAN
1989-90	Cardinal	84-62	OSU
	Cardinal	94-48	STAN
1990-91	Cardinal	99-81	STAN
	Beavers	87-61	OSU
1991-92	Beavers	75-69	OSU
	Cardinal	103-68	STAN
1992-93	Cardinal	70-60	OSU
	Cardinal	84-69	STAN
1993-94	Cardinal	88-67	STAN
	Cardinal	81-60	OSU
1994-95	Beavers	78-73	OSU
	Cardinal	76-66	STAN
1995-96	Cardinal	69-54	OSU
	Cardinal	86-62	STAN
1996-97	Cardinal	72-54	STAN
	Cardinal	79-67	OSU
1997-98	Cardinal	93-66	STAN
	Cardinal	97-74	OSU
1998-99	Cardinal	83-63	OSU
	Cardinal	73-61	STAN
1999-00	Cardinal	78-58	STAN
	Cardinal	58-54	OSU
2000-01	Beavers	81-65	OSU
	Cardinal	87-76	STAN
2001-02	Cardinal	91-54	STAN
	Cardinal	89-67	OSU
	Cardinal	71-55	UO (3)
2002-03	Cardinal	62-51	OSU
	Cardinal	71-46	STAN

2003-04	Cardinal	88-65	STAN
	Cardinal	67-66	OSU
2004-05	Cardinal	45-83	STAN
	Cardinal	41-84	OSU
2005-06	Cardinal	80-60	OSU
	Cardinal	87-54	STAN
2006-07	Cardinal	69-55	STAN
	Cardinal	70-55	OSU
2007-08	Cardinal	81-45	STAN
	Cardinal	69-59	OSU
	Cardinal	64-41	SJ (5)
2008-09	Cardinal	69-54	OSU
	Cardinal	72-43	STAN
2009-10	Cardinal	63-47	STAN
	Cardinal	82-48	OSU
2010-11	Cardinal	74-44	OSU
	Cardinal	73-37	STAN

## OREGON STATE vs. UCLA

Pac-10: Bruins lead series, 36-16

1986-87	Beavers	74-69	UCLA
	Bruins	65-53	OSU
1987-88	Bruins	66-51	UCLA
	Bruins	77-60	OSU
1988-89	Beavers	81-58	OSU
	Bruins	77-61	UCLA
1989-90	Bruins	82-60	OSU
	Bruins	74-55	UCLA
1990-91	Bruins	66-55	UCLA
	Beavers	89-83	OSU
1991-92	Bruins	89-71	UCLA
	Bruins	71-70	OSU
1992-93	Beavers	71-67	UCLA
	Beavers	71-68	OSU
1993-94	Bruins	76-61	OSU
	Beavers	83-62	UCLA
1994-95	Bruins	84-73	UCLA
	Beavers	95-75	OSU
1995-96	Beavers	82-70	OSU
	Bruins	68-56	UCLA
1996-97	Bruins	77-54	UCLA
	Bruins	79-68	OSU
1997-98	Bruins	76-72	OSU
	Bruins	81-70	UCLA
1998-99	Bruins	105-50	UCLA
	Bruins	90-68	OSU
1999-00	Bruins	83-60	UCLA
	Beavers	72-52	OSU
2000-01	Beavers	71-58	OSU
	Beavers	65-57	UCLA
2001-02	Beavers	79-65	UCLA
	Beavers	77-36	OSU
2002-03	Bruins	58-54	OSU
	Bruins	82-71	UCLA
2003-04	Beavers	82-68	OSU
	Bruins	91-58	UCLA
2004-05	Bruins	45-73	UCLA
	Bruins	54-74	OSU
2005-06	Bruins	79-64	UCLA
	Bruins	72-59	OSU
2006-07	Beavers	56-52	UCLA
	Bruins	75-65	OSU
2007-08	Bruins	74-70	UCLA
	Bruins	55-52	OSU
2008-09	Bruins	60-53	UCLA
	Beavers	61-58	OSU
	Bruins	61-58	USC (6)
2009-10	Bruins	70-44	UCLA
	Bruins	74-53	OSU
	Bruins	60-44	USC (6)
2010-11	Bruins	58-46	UCLA
	Bruins	58-48	OSU



since becoming a member of the Pac-12

**OREGON STATE vs. USC**

**Pac-10: Trojans lead series, 34-17**

1986-87	Trojans	99-82	USC
	Trojans	101-84	OSU
1987-88	Trojans	73-62	USC
	Trojans	67-62	OSU
1988-89	Trojans	65-56	OSU
	Trojans	86-68	USC
1989-90	Trojans	50-46	OSU
	Trojans	64-49	USC
1990-91	Beavers	73-71	USC
	Trojans	65-60	OSU
1991-92	Trojans	84-45	USC
	Trojans	78-66	OSU
1992-93	Trojans	82-57	USC
	Beavers	64-59	OSU
1993-94	Trojans	63-56	OSU
	Trojans	69-64	USC
1994-95	Beavers	69-56	USC
	Beavers	92-59	OSU
1995-96	Beavers	64-62	OSU
	Trojans	67-66	USC
1996-97	Trojans	85-72	USC
	Trojans	86-80	OSU
1997-98	Beavers	57-52	OSU
	Trojans	80-68	USC
1998-99	Trojans	53-49	USC
	Beavers	55-49	OSU
1999-00	Beavers	57-53	USC
	Beavers	73-66	USC
2000-01	Trojans	69-67	OT OSU
	Beavers	78-68	USC
2001-02	Trojans	69-65	USC
	Trojans	60-58	OSU
	Beavers	69-68	UO (3)
2002-03	Beavers	63-61	OSU
	Trojans	87-44	USC
2003-04	Beavers	72-67	OSU
	Beavers	73-66	USC
2004-05	Trojans	51-62	USC
	Trojans	59-69	OSU
2005-06	Trojans	72-62	USC
	Beavers	67-64	OSU
2006-07	Trojans	59-51	USC
	Trojans	68-65	OSU
2007-08	Trojans	59-47	USC
	Beavers	55-54	OSU
2008-09	Trojans	78-54	USC
	Beavers	61-58	OSU
2009-10	Trojans	61-34	USC
	Trojans	53-50	OSU
2010-11	Trojans	53-45	USC
	Trojans	70-51	OSU

**OREGON STATE vs. WASHINGTON**

**Pac-10: Huskies lead series, 37-15**

1986-87	Huskies	67-51	UW
	Huskies	69-67	OSU
1987-88	Huskies	68-50	OSU
	Huskies	77-49	UW
1988-89	Huskies	71-60	UW
	Huskies	75-63	OSU
1989-90	Huskies	69-47	UW
	Huskies	73-56	OSU
1990-91	Beavers	84-67	OSU
	Huskies	68-61	UW
1991-92	Huskies	59-48	OSU
	Huskies	73-70	UW
1992-93	Huskies	71-57	OSU
	Huskies	81-71	UW
1993-94	Huskies	94-61	UW
	Beavers	67-59	OSU
1994-95	Huskies	63-58	OSU
	Beavers	74-70	UW

1995-96	Beavers	69-66	UW
	Beavers	78-72	OSU
1996-97	Huskies	69-54	OSU
	Huskies	72-68	UW
1997-98	Huskies	78-64	UW
	Huskies	84-74	OSU
1998-99	Huskies	72-67	OSU
	Huskies	73-64	UW
1999-00	Beavers	78-59	OSU
	Beavers	57-50	UW
2000-01	Huskies	69-67	UW
	Huskies	77-70	OSU
2001-02	Huskies	74-58	OSU
	Beavers	73-71	OT UW
2002-03	Huskies	82-56	UW
	Beavers	100-86	OSU
2003-04	Huskies	87-74	UW
	Beavers	62-59	OSU
2004-05	Huskies	64-75	OSU
	Huskies	53-84	OSU
	Huskies	66-81	SJ (5)
2005-06	Huskies	70-53	OSU
	Huskies	66-51	UW
2006-07	Huskies	71-67	OT OSU
	Huskies	70-59	UW
2007-08	Beavers	68-64	OSU
	Huskies	58-53	UW
2008-09	Beavers	69-55	UW
	Beavers	77-63	OSU
2009-10	Huskies	69-64	UW
	Huskies	67-49	OSU
	Beavers	52-42	USC (6)
2010-11	Huskies	55-52	OSU
	Beavers	51-46	UW

**OREGON STATE vs. WASHINGTON STATE**

**Pac-10: Beavers lead series, 33-19**

1986-87	Beavers	74-68	WSU
	Beavers	85-68	OSU
1987-88	Beavers	54-53	OSU
	Cougars	77-64	WSU
1988-89	Beavers	66-63	WSU
	Cougars	68-66	OSU
1989-90	Cougars	100-57	WSU
	Beavers	69-63	OSU
1990-91	Cougars	87-63	OSU
	Cougars	61-59	WSU
1991-92	Beavers	81-69	OSU
	Cougars	77-74	WSU
1992-93	Beavers	75-55	OSU
	Cougars	68-67	WSU
1993-94	Cougars	82-77	WSU
	Beavers	81-76	OSU
1994-95	Beavers	80-71	OSU
	Cougars	84-79	WSU
1995-96	Cougars	64-63	WSU
	Beavers	87-50	OSU
1996-97	Beavers	77-58	OSU
	Beavers	67-60	WSU
1997-98	Cougars	69-57	WSU
	Cougars	75-67	OSU
1998-99	Beavers	57-54	OSU
	Cougars	70-52	WSU
1999-00	Beavers	72-52	OSU
	Beavers	65-62	WSU
2000-01	Beavers	64-46	WSU
	Beavers	94-60	OSU
2001-02	Beavers	57-33	OSU
	Beavers	74-52	WSU
2002-03	Beavers	65-62	WSU
	Beavers	62-46	OSU
2003-04	Beavers	62-51	WSU
	Beavers	65-55	OSU
	Beavers	62-42	SJ

2004-05	Beavers	83-55	OSU
	Cougars	63-68	WSU
2005-06	Beavers	68-67	OT OSU
	Beavers	59-50	WSU
	Beavers	77-38	SJ (5)
2006-07	Cougars	58-41	OSU
	Beavers	66-61	WSU
2007-08	Beavers	60-35	OSU
	Cougars	56-52	WSU
2008-09	Cougars	65-52	WSU
	Beavers	52-42	OSU
2009-10	Beavers	63-49	OSU
	Beavers	50-45	WSU
2010-11	Cougars	58-50	OSU
	Cougars	67-64	WSU

**STANFORD vs. UCLA**

**Pac-10: Cardinal leads series, 48-9**

1986-87	Cardinal	62-60	STAN
	Bruins	64-49	UCLA
1987-88	Bruins	74-64	UCLA
	Bruins	75-74	STAN
1988-89	Cardinal	73-71	UCLA
	Cardinal	104-66	STAN
1989-90	Cardinal	98-80	UCLA
	Cardinal	91-65	STAN
1990-91	Cardinal	77-69	STAN
	Cardinal	91-77	UCLA
1991-92	Cardinal	95-92	STAN
	Cardinal	92-69	UCLA
1992-93	Cardinal	79-70	STAN
	Cardinal	71-54	UCLA
1993-94	Bruins	80-73	UCLA
	Cardinal	94-82	STAN
1994-95	Cardinal	88-49	STAN
	Cardinal	84-49	UCLA
1995-96	Cardinal	81-77	STAN
	Cardinal	61-59	UCLA
1996-97	Cardinal	74-62	UCLA
	Cardinal	98-68	STAN
1997-98	Cardinal	75-70	UCLA
	Cardinal	105-80	STAN
1998-99	Bruins	80-72	STAN
	Cardinal	87-84	UCLA
1999-00	Cardinal	83-68	STAN
	Bruins	64-61	UCLA
2000-01	Cardinal	60-52	UCLA
	Cardinal	83-69	STAN
2001-02	Cardinal	81-50	STAN
	Cardinal	98-80	UCLA
2002-03	Cardinal	96-61	UO (3)
	Cardinal	80-78	UCLA
	Cardinal	79-61	STAN
	Cardinal	69-64	SJ (3)
2003-04	Cardinal	78-71	OT UCLA
	Cardinal	63-54	STAN
	Cardinal	70-66	SJ (5)
2004-05	Cardinal	100-75	STAN
	Cardinal	81-68	UCLA
2005-06	Cardinal	91-68	STAN
	Bruins	90-80	UCLA
	Bruins	85-76	OT SJ (5)
2006-07	Cardinal	68-59	UCLA
	Cardinal	65-54	STAN
2007-08	Bruins	69-56	UCLA
	Cardinal	75-62	STAN
	Cardinal	78-45	SJ (5)
2008-09	Cardinal	68-51	STAN
	Cardinal	69-58	UCLA
	Cardinal	73-47	USC (6)
2009-10	Cardinal	65-61	UCLA
	Cardinal	74-53	STAN
	Cardinal	70-46	USC (6)

2010-11	Cardinal	64-38	STAN
	Cardinal	67-53	UCLA
	Cardinal	64-55	USC (9)

**STANFORD vs. USC**

**Pac-10: Cardinal leads series, 46-9**

1986-87	Trojans	72-59	STAN
	Trojans	79-57	STAN
1987-88	Trojans	87-69	USC
	Cardinal	77-67	STAN
1988-89	Cardinal	89-50	USC
	Cardinal	100-85	STAN
1989-90	Cardinal	98-64	USC
	Cardinal	86-60	STAN
1990-91	Cardinal	77-69	STAN
	Cardinal	76-58	USC
1991-92	Cardinal	87-72	STAN
	Cardinal	73-51	USC
	Cardinal	82-62	UW (2)
1992-93	Trojans	67-57	USC
	Cardinal	76-67	STAN
1993-94	Trojans	83-71	USC
	Cardinal	80-50	STAN
1994-95	Cardinal	109-53	STAN
	Cardinal	71-52	USC
1995-96	Cardinal	87-66	STAN
	Cardinal	77-54	USC
1996-97	Cardinal	77-76	USC
	Cardinal	103-69	STAN
1997-98	Cardinal	89-55	USC
	Cardinal	91-63	STAN
1998-99	Cardinal	69-49	STAN
	Cardinal	60-59	USC
1999-00	Cardinal	69-56	STAN
	Cardinal	66-64	USC
2000-01	Cardinal	89-75	USC
	Trojans	62-59	STAN
2001-02	Cardinal	78-66	STAN
	Cardinal	78-60	USC
2002-03	Trojans	75-72	USC
	Cardinal	63-55	STAN
2003-04	Trojans	59-56	USC
	Cardinal	75-57	STAN
2004-05	Cardinal	94-58	STAN
	Cardinal	88-62	USC
	Cardinal	73-69	SJ (5)
2005-06	Cardinal	77-56	STAN
	Cardinal	78-69	USC
	Cardinal	73-44	SJ (5)
2006-07	Cardinal	62-46	USC
	Cardinal	56-53	STAN
	Cardinal	67-52	SJ (5)
2007-08	Trojans	73-72	USC
	Cardinal	77-51	STAN
2008-09	Cardinal	81-53	STAN
	Cardinal	85-74	USC
	Cardinal	89-64	USC (6)
2009-10	Cardinal	82-62	USC
	Cardinal	77-39	STAN
2010-11	Cardinal	95-51	STAN
	Cardinal	78-64	USC

# SERIES RECORDS



since becoming a member of the Pac-12

## STANFORD vs. WASHINGTON

### Pac-10: Cardinal leads series, 38-12

1986-87	Huskies	86-59	UW
	Huskies	67-57	STAN
1987-88	Huskies	77-60	UW
	Cardinal	70-66	STAN
1988-89	Cardinal	72-60	STAN
	Cardinal	69-65	UW
1989-90	Cardinal	102-62	STAN
	Huskies	81-78	UW
1990-91	Cardinal	75-71	UW
	Huskies	69-68	STAN
	Cardinal	73-47	(1)
1991-92	Cardinal	79-69	UW
	Cardinal	83-61	STAN
1992-93	Huskies	73-70	UW
	Cardinal	86-62	STAN
1993-94	Huskies	78-61	UW
	Cardinal	97-70	STAN
1994-95	Cardinal	68-54	STAN
	Cardinal	55-50	UW
1995-96	Cardinal	67-54	STAN
	Cardinal	59-54	UW
1996-97	Cardinal	90-64	UW
	Cardinal	106-76	STAN
1997-98	Cardinal	90-70	STAN
	Cardinal	71-59	UW
1998-99	Cardinal	70-63	UW
	Huskies	74-62	STAN
1999-00	Huskies	85-83	UW
	Cardinal	76-46	STAN
2000-01	Cardinal	76-68	STAN
	Huskies	95-87	UW
2001-02	Cardinal	75-67	UW
	Cardinal	81-65	STAN
2002-03	Cardinal	77-63	STAN
	Huskies	92-68	UW
2003-04	Cardinal	77-69	UW
	Cardinal	85-59	STAN
2004-05	Cardinal	74-61	STAN
	Cardinal	82-60	UW
2005-06	Huskies	77-72	UW
	Cardinal	100-69	STAN
2006-07	Cardinal	77-56	UW
	Cardinal	80-54	STAN
2007-08	Cardinal	77-42	STAN
	Cardinal	73-53	UW
2008-09	Cardinal	112-35	STAN
	Cardinal	76-54	UW
2009-10	Cardinal	66-51	STAN
	Cardinal	58-36	UW
2010-11	Cardinal	80-51	UW
	Cardinal	62-52	STAN

## STANFORD vs. WASHINGTON STATE

### Pac-10: Cardinal leads series, 50-0

1986-87	Cardinal	71-67	WSU
	Cardinal	73-61	STAN
1987-88	Cardinal	59-54	WSU
	Cardinal	66-53	STAN
1988-89	Cardinal	89-60	STAN
	Cardinal	89-67	WSU
1989-90	Cardinal	92-70	STAN
	Cardinal	90-64	WSU
1990-91	Cardinal	80-74	WSU
	Cardinal	93-63	STAN
1991-92	Cardinal	89-71	WSU
	Cardinal	86-63	STAN
1992-93	Cardinal	78-44	WSU
	Cardinal	100-56	STAN
1993-94	Cardinal	82-67	WSU
	Cardinal	87-58	STAN
1994-95	Cardinal	94-59	STAN
	Cardinal	81-47	WSU

1995-96	Cardinal	66-50	STAN
	Cardinal	87-63	WSU
1996-97	Cardinal	84-75	WSU
	Cardinal	82-45	STAN
1997-98	Cardinal	91-53	STAN
	Cardinal	92-74	WSU
1998-99	Cardinal	77-65	WSU
	Cardinal	77-54	STAN
1999-00	Cardinal	83-67	WSU
	Cardinal	78-73	STAN
2000-01	Cardinal	84-67	STAN
	Cardinal	87-78	WSU
2001-02	Cardinal	104-57	WSU
	Cardinal	76-50	STAN
2002-03	Cardinal	85-56	STAN
	Cardinal	84-41	WSU
2003-04	Cardinal	90-69	WSU
	Cardinal	91-67	STAN
2004-05	Cardinal	72-39	STAN
	Cardinal	69-56	WSU
2005-06	Cardinal	76-56	WSU
	Cardinal	78-47	STAN
2006-07	Cardinal	63-55	WSU
	Cardinal	60-34	STAN
2007-08	Cardinal	105-47	STAN
	Cardinal	74-52	WSU
2008-09	Cardinal	102-53	STAN
	Cardinal	76-46	WSU
2009-10	Cardinal	80-43	STAN
	Cardinal	98-67	WSU
2010-11	Cardinal	94-50	WSU
	Cardinal	100-59	STAN

## UCLA vs. USC

### Pac-10: Trojans lead series, 34-18

1986-87	Trojans	76-72	UCLA
	Trojans	81-75	USC
1987-88	Trojans	67-56	UCLA
	Trojans	86-63	USC
1988-89	Bruins	72-62	USC
	Trojans	90-75	UCLA
1989-90	Bruins	83-68	USC
	Bruins	76-72	UCLA
1990-91	Trojans	73-69	UCLA
	Bruins	83-79	USC
1991-92	Trojans	62-60	USC
	Trojans	73-71	USC
1992-93	Trojans	73-60	USC
	Trojans	66-57	UCLA
1993-94	Trojans	85-70	USC
	Trojans	83-66	UCLA
1994-95	Trojans	56-55	UCLA
	Trojans	70-65	USC
1995-96	Trojans	96-77	USC
	Bruins	80-64	UCLA
1996-97	Trojans	60-56	UCLA
	Trojans	87-74	USC
1997-98	Trojans	74-68	USC
	Bruins	87-73	UCLA
1998-99	Bruins	94-53	UCLA
	Bruins	82-64	USC
1999-00	Bruins	82-62	UCLA
	Trojans	69-73	USC
2000-01	Bruins	65-53	UCLA
	Trojans	61-56	USC
2001-02	Trojans	67-57	UCLA
	Trojans	71-58	USC
2002-03	Bruins	72-64	UCLA
	Trojans	72-68	USC
2003-04	Trojans	64-51	USC
	Bruins	68-64	UCLA
2004-05	Bruins	62-61	UCLA
	Trojans	77-80	USC
2005-06	Trojans	73-70	USC
	Trojans	77-73	UCLA

2006-07	Trojans	75-72	UCLA
	Trojans	62-55	USC
2007-08	Trojans	64-56	USC
	Trojans	49-36	UCLA
	Bruins	73-52	SJ (10)
2008-09	Bruins	87-75	UCLA
	Trojans	87-76	USC
2009-10	Trojans	70-63	USC
	Bruins	74-56	UCLA
	Bruins	59-53	USC (6)
2010-11	Bruins	61-42	UCLA
	Bruins	74-67	USC

## UCLA vs. WASHINGTON

### Pac-10: Huskies lead series, 29-21

1986-87	Huskies	77-64	UW
	Huskies	82-69	UCLA
1987-88	Huskies	82-76	UW
	Huskies	84-70	UCLA
1988-89	Huskies	79-68	UW
	Huskies	64-62	UCLA
1989-90	Huskies	76-63	UCLA
	Huskies	83-68	UW
1990-91	Huskies	75-71	UW
	Huskies	64-54	UCLA
1991-92	Bruins	91-60	UCLA
	Bruins	65-62	UW
1992-93	Bruins	68-59	UCLA
	Huskies	80-72	UW
1993-94	Huskies	86-81	UCLA
	Bruins	65-62	UW
1994-95	Huskies	81-68	UW
	Huskies	57-54	UCLA
1995-96	Huskies	78-66	UCLA
	Huskies	70-48	UW
1996-97	Huskies	98-75	UW
	Huskies	76-75	UCLA
1997-98	Bruins	80-59	UW
	Bruins	96-72	UCLA
1998-99	Bruins	90-53	UCLA
	Huskies	96-85	UW
1999-00	Bruins	90-54	UCLA
	Bruins	85-66	UW
2000-01	Huskies	73-54	UW
	Bruins	81-56	UCLA
2001-02	Huskies	86-53	UW
	Huskies	68-48	UCLA
2002-03	Bruins	72-46	UCLA
	Huskies	111-77	UW
2003-04	Bruins	65-60	UCLA
	Huskies	64-59	UW
2004-05	Bruins	74-62	UW
	Bruins	86-81	UCLA
2005-06	Huskies	96-75	UW
	Bruins	83-75	UCLA
2006-07	Huskies	72-67	UW
	Bruins	73-67	UCLA
2007-08	Bruins	59-57	UW
	Bruins	75-68	UCLA
2008-09	Bruins	74-66	UCLA
	Huskies	59-49	UW
2009-10	Bruins	69-65	UW
	Bruins	73-55	UCLA
2010-11	Bruins	60-48	UW
	Bruins	60-42	UCLA

## UCLA vs. WASHINGTON STATE

### Pac-10: Bruins lead series, 45-6

1986-87	Bruins	67-63	WSU
	Bruins	81-56	UCLA
1987-88	Cougars	53-52	WSU
	Bruins	74-60	UCLA
1988-89	Bruins	82-69	WSU
	Bruins	91-72	UCLA

1989-90	Bruins	84-74	UCLA
	Cougars	84-72	WSU
1990-91	Cougars	78-77	WSU
	Bruins	78-70	UCLA
1991-92	Bruins	80-75	UCLA
	Bruins	76-68	WSU
1992-93	Bruins	82-75	UCLA
	Bruins	77-74	WSU
1993-94	Bruins	108-76	UCLA
	Bruins	81-74	WSU
1994-95	Cougars	85-80	WSU
	Bruins	71-57	UCLA
1995-96	Bruins	85-75	UCLA
	Cougars	88-81	OT WSU
1996-97	Bruins	77-73	WSU
	Bruins	85-63	UCLA
1997-98	Bruins	76-70	WSU
	Bruins	80-74	UCLA
1998-99	Bruins	100-70	UCLA
	Bruins	104-70	WSU
1999-00	Bruins	87-60	UCLA
	Bruins	96-86	WSU
2000-01	Cougars	74-52	WSU
	Bruins	93-61	UCLA
2001-02	Bruins	76-64	WSU
	Bruins	79-55	UCLA
2002-03	Bruins	93-51	UCLA
	Bruins	86-70	WSU
2003-04	Bruins	78-58	UCLA
	Bruins	78-57	WSU
2004-05	Bruins	89-69	WSU
	Bruins	68-63	UCLA
2005-06	Bruins	73-63	WSU
	Bruins	77-50	UCLA
2006-07	Bruins	74-71	WSU
	Bruins	73-70	UCLA
	Bruins	72-58	SJ (5)
2007-08	Bruins	76-56	WSU
	Bruins	68-56	UCLA
2008-09	Bruins	83-48	UCLA
	Bruins	65-50	WSU
2009-10	Bruins	59-56	WSU
	Bruins	93-58	UCLA
2010-11	Bruins	80-55	WSU
	Bruins	66-48	UCLA

## USC vs. WASHINGTON

### Pac-10: Huskies lead series, 30-25

1986-87	Huskies	73-61	UW
	Trojans	91-67	UW
1987-88	Huskies	82-80	UW
	Trojans	77-74	USC
1988-89	Huskies	104-73	UW
	Huskies	75-67	USC
1989-90	Huskies	68-47	USC
	Huskies	76-40	UW
1990-91	Huskies	77-63	UW
	Trojans	69-62	USC
1991-92	Trojans	74-67	USC
	Trojans	62-58	UW
1992-93	Trojans	74-61	USC
	Trojans	46-45	UW
1993-94	Trojans	81-70	USC
	Huskies	63-55	UW
1994-95	Huskies	67-53	UW
	Huskies	75-72	USC
1995-96	Huskies	69-67	USC
	Huskies	73-67	UW
1996-97	Trojans	69-68	UW
	Huskies	71-66	USC
1997-98	Huskies	67-60	UW
	Trojans	65-63	USC
1998-99	Huskies	79-71	USC
	Huskies	74-54	UW

1999-00	Trojans	77-66	USC
	Trojans	88-76 OT	UW
2000-01	Huskies	91-79 OT	UW
	Trojans	88-76	USC
2001-02	Huskies	80-79 OT	UW
	Huskies	69-63	USC
	Huskies	97-87	UW (4)
2002-03	Huskies	83-81 OT	USC
	Huskies	94-76	UW
	Huskies	64-63	SJ (5)
2003-04	Trojans	70-50	USC
	Huskies	72-70	UW
	Huskies	67-50	SJ (5)
2004-05	Trojans	62-52	UW
	Trojans	73-68	USC
2005-06	Trojans	64-61	UW
	Huskies	87-79	2OT USC
	Trojans	70-67	SJ (5)
2006-07	Huskies	76-60	UW
	Trojans	78-58	USC
	Trojans	81-77	SJ (5)
2007-08	Huskies	60-45	UW
	Trojans	68-52	USC
2008-09	Trojans	90-82	USC
	Trojans	77-53	UW
2009-10	Trojans	69-65	UW
	Trojans	56-51	USC
2010-11	Trojans	60-51	UW
	Trojans	65-61 OT	USC

**USC vs. WASHINGTON STATE**

**Pac-10: Trojans lead series, 40-12**

1986-87	Trojans	95-55	WSU
	Trojans	89-55	USC
1987-88	Cougars	77-60	WSU
	Trojans	86-64	USC
1988-89	Cougars	85-69	WSU
	Trojans	87-67	USC
1989-90	Cougars	70-59	USC
	Cougars	73-64	WSU
1990-91	Cougars	74-47	WSU
	Trojans	69-51	USC
1991-92	Trojans	71-65	USC
	Trojans	67-63	WSU
1992-93	Trojans	69-63	USC
	Trojans	55-52	WSU
1993-94	Trojans	101-70	USC
	Trojans	82-62	WSU
1994-95	Cougars	62-61	WSU
	Trojans	92-64	USC
1995-96	Cougars	90-86	USC
	Trojans	87-81	WSU
1996-97	Trojans	70-63	WSU
	Trojans	101-59	USC
1997-98	Trojans	57-48	WSU
	Cougars	68-65	USC
1998-99	Cougars	65-58	USC
	Cougars	61-53	WSU
1999-00	Trojans	71-61	USC
	Trojans	62-59	WSU
2000-01	Cougars	79-78	WSU
	Trojans	84-51	USC
2001-02	Trojans	87-66	WSU
	Trojans	79-38	USC
2002-03	Trojans	92-44	USC
	Trojans	89-36	WSU
	Trojans	53-46	SJ (5)
2003-04	Trojans	82-52	USC
	Trojans	83-47	WSU
2004-05	Trojans	77-75	WSU
	Trojans	69-62	USC
2005-06	Trojans	81-60	WSU
	Trojans	75-67	USC
2006-07	Trojans	62-56	WSU
	Trojans	65-47	USC

2007-08	Trojans	62-58	WSU
	Trojans	64-46	USC
2008-09	Trojans	75-57	USC
	Trojans	68-57	WSU
2009-10	Trojans	61-51	WSU
	Cougars	64-52	USC
2010-11	Trojans	72-57	WSU
	Trojans	74-67	USC
	Trojans	78-66	USC (8)

**WASHINGTON vs. WASHINGTON STATE**

**Pac-10: Huskies lead series, 46-2**

1986-87	Huskies	79-71	UW
	Huskies	91-57	WSU
1987-88	Huskies	81-72	WSU
	Huskies	76-58	UW
1988-89	Huskies	84-64	UW
	Huskies	69-63	WSU
1989-90	Huskies	85-54	WSU
	Huskies	76-57	UW
1990-91	Huskies	77-61	UW
	Huskies	69-56	WSU
1991-92	Huskies	73-68	WSU
	Huskies	80-73	UW
1992-93	Cougars	75-72 OT	UW
	Huskies	77-62	WSU
1993-94	Huskies	85-69	WSU
	Huskies	89-64	UW
1994-95	Huskies	82-64	UW
	Cougars	72-67	WSU
1995-96	Huskies	93-76	WSU
	Huskies	78-60	UW
1996-97	Huskies	78-56	UW
	Huskies	65-45	WSU
1997-98	Huskies	73-58	WSU
	Huskies	81-63	UW
1998-99	Huskies	91-69	UW
	Huskies	72-70	WSU
1999-00	Huskies	56-55	UW
	Huskies	64-56	WSU
2000-01	Huskies	91-71	WSU
	Huskies	80-64	UW
2001-02	Huskies	98-64	UW
	Huskies	75-68	WSU
2002-03	Huskies	77-69	WSU
	Huskies	73-49	UW
2003-04	Huskies	72-54	UW
	Huskies	82-64	WSU
2004-05	Huskies	68-61	WSU
	Huskies	76-72	UW
2005-06	Huskies	73-70	WSU
	Huskies	83-57	UW
2006-07	Huskies	86-64	WSU
	Huskies	81-49	UW
2007-08	Huskies	61-46	WSU
	Huskies	84-40	UW
2008-09	Huskies	71-54	UW
	Huskies	62-55	WSU
2009-10	Huskies	76-70 OT	WSU
	Huskies	70-54	UW
2010-11	Huskies	64-52	UW
	Huskies	65-48	WSU

- (1) NCAA Tournament, Las Vegas, Nev.
- (2) NCAA Tournament, Seattle, Wash.
- (3) State Farm Pac-10 Tournament, McArthur Court, Eugene, Ore.
- (4) Postseason WNIT
- (5) State Farm Pac-10 Tournament, HP Pavilion, San Jose, Calif.
- (6) State Farm Pac-10 Tournament, Galen Center, Los Angeles, Calif.
- (7) Kona Classic, Kona, Hawai'i
- (8) Pacific Life Pac-10 Tournament, Galen Center, Los Angeles, Calif.
- (9) Pacific Life Pac-10 Tournament, STAPLES Center, Los Angeles, Calif.



## 1976-77

- Delta State
- Immaculata
- St. Joseph's
- Cal State Fullerton
- Tennessee
- Tennessee Tech
- Wayland Baptist
- Montclair State
- Stephen F. Austin
- North Carolina State
- Louisiana State
- Baylor
- UCLA**
- Old Dominion
- SE Louisiana
- Maryland
- Michigan State
- Mississippi College
- Southern Connecticut
- Kansas State

## 1977-78

- Tennessee
- Wayland Baptist
- North Carolina State
- Montclair State
- UCLA**
- Maryland
- Queens College
- Valdosta State
- Delta State
- Louisiana State
- St. Joseph's
- Old Dominion
- Missouri
- Stephen F. Austin
- Texas
- Ohio State
- Penn State
- Southern Connecticut
- Memphis State
- Mississippi

## 1978-79

- Old Dominion
- Louisiana Tech
- Tennessee
- Texas
- Stephen F. Austin
- UCLA**
- Rutgers
- Maryland
- Cheyney State
- Wayland Baptist
- North Carolina State
- Valdosta State
- Penn State
- Kansas State
- South Carolina
- Northwestern
- Nevada-Las Vegas
- Long Beach State
- Fordham
- Montclair State

## 1979-80

- Old Dominion
- Tennessee
- Louisiana Tech
- South Carolina
- Stephen F. Austin
- Maryland
- Texas
- Rutgers
- Long Beach State
- North Carolina State
- Kansas
- Cheyney State
- Kansas State
- Kentucky
- Northwestern
- Mercer
- OREGON**
- Central Missouri State
- San Francisco
- Brigham Young

## 1980-81

- Louisiana Tech
- Tennessee
- Old Dominion
- USC**
- Cheyney State
- Long Beach State
- UCLA**
- Maryland
- Rutgers
- Kansas
- Kentucky
- OREGON**
- North Carolina State
- Stephen F. Austin
- Illinois State
- Texas
- Jackson State
- Minnesota
- OREGON STATE**
- Clemson

## 1981-82

- Louisiana Tech
- Cheyney State
- Maryland
- Tennessee
- Texas
- USC**
- Old Dominion
- Rutgers
- Long Beach State
- Penn State
- Villanova
- North Carolina State
- Kentucky
- Kansas State
- South Carolina
- Drake
- Memphis State
- ARIZONA STATE**
- OREGON**
- Missouri

## 1982-83

- Louisiana Tech
- USC**
- Texas
- Old Dominion
- Cheyney State
- Maryland
- Long Beach State
- Georgia
- Tennessee
- Penn State
- Kentucky
- ARIZONA STATE**
- Mississippi
- Auburn
- Missouri
- North Carolina State
- Kansas State
- North Carolina
- OREGON STATE**
- Louisiana State

## 1983-84

- Texas
- Louisiana Tech
- Georgia
- Old Dominion
- USC**
- Long Beach State
- Kansas State
- Louisiana State
- Cheyney State
- Mississippi
- Missouri
- Alabama
- Northeast Louisiana
- North Carolina
- Tennessee
- North Carolina State
- Maryland
- Virginia
- Ohio State
- Tenn.-Chattanooga

## 1984-85

- Texas
- Northeast Louisiana
- Long Beach State
- Louisiana Tech
- Old Dominion
- Mississippi
- Ohio State
- Georgia
- Penn State
- Auburn
- WASHINGTON**
- North Carolina State
- Tennessee
- Western Kentucky
- USC**
- Nevada-Las Vegas
- St. Joseph's
- UCLA**
- Texas Tech
- San Diego State

## 1985-86

- Texas
- Georgia
- USC**
- Louisiana Tech
- Western Kentucky
- Virginia
- Auburn
- Long Beach State
- Louisiana State
- Rutgers
- Mississippi
- Ohio State
- Penn State
- Iowa
- Tennessee
- North Carolina
- James Madison
- Southern Illinois
- Oklahoma
- Vanderbilt

## 1986-87

- Texas
- Auburn
- Louisiana Tech
- Long Beach State
- Rutgers
- Georgia
- Tennessee
- Mississippi
- Iowa
- Ohio State
- James Madison
- North Carolina State
- Ohio State
- Louisiana State
- Penn State
- Southern Illinois
- Villanova
- Vanderbilt
- USC**
- WASHINGTON**

## 1987-88

- Tennessee
- Iowa
- Auburn
- Texas
- Louisiana Tech
- Ohio State
- Long Beach State
- Rutgers
- Maryland
- Virginia
- WASHINGTON**
- Mississippi
- STANFORD**
- James Madison
- USC**
- Montana
- Georgia
- New Mexico State
- Stephen F. Austin
- La Salle

## 1988-89

- Tennessee
- Auburn
- Louisiana Tech
- STANFORD**
- Maryland
- Texas
- Long Beach State
- Iowa
- Colorado
- Georgia
- Stephen F. Austin
- Mississippi
- North Carolina State
- Ohio State
- Purdue
- Nevada-Las Vegas
- South Carolina
- La Salle
- Western Kentucky
- Old Dominion

## 1989-90

- Louisiana Tech
- STANFORD**
- WASHINGTON**
- Tennessee
- Nevada-Las Vegas
- Stephen F. Austin
- Georgia
- Texas
- Auburn
- Iowa
- North Carolina State
- Virginia
- Northwestern
- Long Beach State
- Purdue
- Hawaii
- Northern Illinois
- Providence
- South Carolina
- Southern Mississippi
- Tennessee Tech
- Arkansas
- Louisiana State
- Mississippi
- St. Joseph's

## 1990-91

- Penn State
- Virginia
- Georgia
- Tennessee
- Purdue
- Auburn
- North Carolina State
- Louisiana State
- Arkansas
- Western Kentucky
- STANFORD**
- WASHINGTON**
- Connecticut
- Stephen F. Austin
- Providence
- Texas
- Nevada-Las Vegas
- Long Beach State
- Mississippi
- Rutgers
- Clemson
- Northwestern
- Iowa
- Lamar
- Oklahoma State

## 1991-92

- Virginia
- Tennessee
- STANFORD**
- Stephen F. Austin
- Mississippi
- Miami (Fla.)
- Iowa
- Maryland
- Penn State
- SW Missouri State
- Purdue
- Texas Tech
- Vanderbilt
- West Virginia
- Western Kentucky
- George Washington
- Kansas
- Alabama
- Texas
- Clemson
- Creighton
- Houston
- USC**
- Colorado
- UC Santa Barbara
- Vermont

## 1992-93

- Vanderbilt
- Tennessee
- Ohio State
- Iowa
- Texas Tech
- STANFORD**
- Auburn
- Penn State
- Virginia
- Colorado
- Maryland
- Stephen F. Austin
- Western Kentucky
- Louisiana Tech
- USC**
- Texas
- North Carolina
- Vermont
- Bowling Green
- Miami (Fla.)
- Georgia
- Nebraska
- Hawaii
- Kansas
- Northern Illinois
- Oklahoma State

## 1993-94

- Tennessee
- Penn State
- Connecticut
- North Carolina
- Colorado
- Louisiana Tech
- USC**
- Purdue
- Texas Tech
- Virginia
- STANFORD**
- Vanderbilt
- Iowa
- Seton Hall
- Kansas
- Alabama
- Montana
- WASHINGTON**
- Florida International
- Florida
- Boise State
- Southern Mississippi
- Mississippi
- Bowling Green
- Texas

## 1994-95

- Connecticut
- Colorado
- Tennessee
- STANFORD**
- Texas Tech
- Vanderbilt
- Penn State
- Louisiana Tech
- Western Kentucky
- Virginia
- North Carolina
- Georgia
- Alabama
- WASHINGTON**
- Arkansas
- Purdue
- Florida
- George Washington
- Mississippi
- Duke
- OREGON STATE**
- San Diego State
- Kansas
- North Carolina State
- Old Dominion

## 1995-96

- Louisiana Tech
- Connecticut
- STANFORD**
- Tennessee
- Georgia
- Old Dominion
- Iowa
- Penn State
- Texas Tech
- Alabama
- Virginia
- Vanderbilt
- Duke
- Clemson
- Purdue
- Florida
- Colorado
- Wisconsin
- Auburn
- Kansas
- Notre Dame
- OREGON STATE**
- North Carolina State
- Mississippi
- Texas A&M

## 1996-97

- Connecticut
- Old Dominion
- STANFORD**
- North Carolina
- Louisiana Tech
- Georgia
- Florida
- Alabama
- Louisiana State
- Tennessee
- Kansas
- Virginia
- Auburn
- Texas
- Notre Dame
- Illinois
- Texas Tech
- Colorado
- Stephen F. Austin
- Vanderbilt
- Clemson
- George Washington
- Tulane
- Michigan State
- Western Kentucky

- 1997-98**
1. Tennessee
  2. Old Dominion
  3. Connecticut
  4. Louisiana Tech
  5. **STANFORD**
  6. Texas Tech
  7. North Carolina
  8. Duke
  9. **ARIZONA**
  10. North Carolina State
  11. Alabama
  12. Fla. International
  13. Florida
  14. Clemson
  15. W. Kentucky
  16. Illinois
  17. Virginia
  18. Vanderbilt
  19. Stephen F. Austin
  20. Hawaii
  21. Purdue
  22. Drake
  23. Iowa
  24. Iowa St.
  25. **UCLA**

- 1998-99**
1. Purdue
  2. Tennessee
  3. Louisiana Tech
  4. Connecticut
  5. Old Dominion
  6. Texas Tech
  7. Colorado State
  8. Notre Dame
  9. Rutgers
  - 10t. Clemson
  - 10t. Duke
  12. Georgia
  13. Virginia Tech
  14. North Carolina
  15. **UCLA**
  16. **OREGON**
  17. UC Santa Barbara
  18. Penn State
  19. Iowa State
  20. Virginia
  21. Louisiana State
  22. Alabama
  23. Tulane
  24. Florida International
  25. Toledo

- 1999-00**
1. Connecticut
  2. Tennessee
  3. Louisiana Tech
  4. Georgia
  5. Notre Dame
  6. Penn State
  7. Iowa State
  8. Rutgers
  9. UC Santa Barbara
  10. Duke
  11. Texas Tech
  12. Mississippi State
  13. Purdue
  14. Old Dominion
  15. LSU
  16. Auburn
  17. Boston College
  18. Oklahoma
  19. Virginia
  20. **OREGON**
  21. **ARIZONA**
  22. Tulane
  23. North Carolina State
  24. Xavier
  25. Michigan

- 2000-01**
1. Connecticut
  2. Notre Dame
  3. Tennessee
  4. Georgia
  5. Duke
  6. Louisiana Tech
  7. Oklahoma
  8. Iowa State
  9. Purdue
  10. Vanderbilt
  11. Rutgers
  12. Xavier
  13. Texas Tech
  14. Florida
  15. SW Missouri State
  16. Iowa
  17. Utah
  18. Louisiana State
  19. North Carolina State
  20. Colorado
  21. Penn State
  22. Clemson
  23. Baylor
  24. Wisconsin
  - 25t. **ARIZONA STATE**
  - 25t. Virginia Tech

- 2001-02**
1. Connecticut
  2. Oklahoma
  3. Duke
  4. Vanderbilt
  5. **STANFORD**
  6. Tennessee
  7. Baylor
  8. Louisiana Tech
  9. Purdue
  10. Iowa State
  11. Kansas State
  12. Colorado
  13. South Carolina
  14. Texas
  15. Old Dominion
  16. North Carolina
  17. Texas Tech
  18. Minnesota
  19. Cincinnati
  20. Colorado State
  21. Boston College
  22. Louisiana Tech
  23. Florida International
  - 24t. Florida
  - 24t. Penn State

- 2002-03**
1. Connecticut
  2. Duke
  3. Louisiana State
  4. Tennessee
  5. Texas
  6. Louisiana Tech
  7. Texas Tech
  8. Kansas State
  9. **STANFORD**
  10. Purdue
  11. Villanova
  12. North Carolina
  13. Mississippi State
  14. Vanderbilt
  15. Penn State
  16. South Carolina
  17. Minnesota
  18. UC Santa Barbara
  19. Georgia
  20. Ohio State
  21. Wisconsin-Green Bay
  22. **ARIZONA**
  23. Rutgers
  24. Arkansas
  - 25t. Boston College
  - 25t. George Washington

- 2003-04**
1. Duke
  2. Tennessee
  3. Purdue
  4. Texas
  5. Penn State
  6. Connecticut
  7. Louisiana Tech
  8. Kansas State
  9. Houston
  10. **STANFORD**
  11. Oklahoma
  12. North Carolina
  13. Vanderbilt
  14. Texas Tech
  15. Baylor
  16. Georgia
  17. Colorado
  18. Boston College
  19. Louisiana State
  20. TCU
  21. Ohio State
  22. Auburn
  23. Michigan State
  24. Minnesota
  25. Villanova

- 2004-05**
1. **STANFORD**
  2. LSU
  3. Tennessee
  4. North Carolina
  5. Duke
  6. Baylor
  7. Michigan State
  8. Ohio State
  9. Rutgers
  10. Notre Dame
  11. Texas
  12. Minnesota
  13. Connecticut
  14. Texas Tech
  15. Temple
  16. DePaul
  17. Kansas State
  18. Iowa State
  19. Vanderbilt
  20. North Carolina State
  21. Georgia
  22. Penn State
  23. Boston College
  24. Wisconsin-Green Bay
  25. TCU

- 2005-06**
1. North Carolina
  2. Ohio State
  3. Maryland
  4. Duke
  5. LSU
  6. Tennessee
  7. Oklahoma
  8. Connecticut
  9. Rutgers
  10. Baylor
  11. Purdue
  12. Georgia
  - t13. **STANFORD**
  - t13. DePaul
  15. **ARIZONA STATE**
  16. Michigan State
  17. Louisiana Tech
  18. Utah
  19. Temple
  20. Texas A&M
  21. **UCLA**
  22. BYU
  23. Bowling Green
  24. New Mexico
  25. Minnesota

- 2006-07**
1. Duke
  2. Connecticut
  3. North Carolina
  4. Tennessee
  5. Ohio State
  6. **STANFORD**
  7. Maryland
  8. **ARIZONA STATE**
  9. Vanderbilt
  10. LSU
  11. Oklahoma
  12. Purdue
  13. Texas A&M
  14. Georgia
  15. George Washington
  16. Middle Tennessee State
  17. N.C. State
  18. Baylor
  19. Rutgers
  20. Bowling Green
  21. Marquette
  22. Wisconsin Green Bay
  23. Louisville
  24. Michigan State
  25. Montana

- 2007-08**
1. Connecticut
  2. North Carolina
  3. Tennessee
  4. **STANFORD**
  5. Maryland
  6. LSU
  7. Rutgers
  8. Texas A&M
  9. Duke
  10. **CALIFORNIA**
  11. Old Dominion
  12. Baylor
  13. Oklahoma State
  14. Oklahoma
  15. Notre Dame
  16. Kansas State
  17. West Virginia
  18. Utah
  19. Louisville
  20. George Washington
  21. Vanderbilt
  22. Marist
  23. UTEP
  24. Virginia
  25. Ohio State

- 2008-09**
1. Connecticut
  2. **STANFORD**
  3. Maryland
  4. Oklahoma
  5. Baylor
  6. Duke
  7. Louisville
  8. Auburn
  9. Texas A&M
  10. Ohio State
  11. North Carolina
  12. Florida State
  13. **CALIFORNIA**
  14. Vanderbilt
  15. Pittsburgh
  16. South Dakota State
  17. Iowa State
  18. Tennessee
  19. **ARIZONA STATE**
  20. Xavier
  21. Kansas State
  22. Florida
  23. Notre Dame
  24. Virginia
  25. Texas

- 2009-10**
1. Connecticut
  2. **STANFORD**
  3. Tennessee
  4. Nebraska
  5. Xavier
  6. Duke
  7. Notre Dame
  8. Ohio State
  9. Texas A&M
  10. West Virginia
  11. Florida State
  12. Oklahoma
  13. Georgetown
  14. Baylor
  15. St. John's
  16. Iowa State
  17. Texas
  18. Gonzaga
  19. Kentucky
  20. Oklahoma State
  21. LSU
  22. **UCLA**
  23. Georgia
  24. Michigan State
  25. Hartford

- 2010-11**
1. Connecticut
  2. **STANFORD**
  3. Baylor
  4. Tennessee
  5. Xavier
  6. Duke
  7. **UCLA**
  8. Texas
  9. DePaul
  10. Notre Dame
  11. Miami (Fla.)
  12. Michigan State
  13. Green Bay
  14. North Carolina
  15. Florida State
  16. Maryland
  17. Kentucky
  18. Ohio State
  19. Marist
  20. Gonzaga
  21. Oklahoma
  22. Houston
  23. Georgetown
  24. Georgia Tech
  25. Marquette

**PAC-12 TEAMS IN THE FINAL RANKINGS**

**ASSOCIATED PRESS**

STANFORD.....	22
UCLA.....	11
USC.....	11
COLORADO.....	10
WASHINGTON.....	7
ARIZONA STATE.....	6
OREGON.....	5
ARIZONA.....	4
OREGON STATE.....	4
UTAH.....	3
CALIFORNIA.....	2
WASHINGTON STATE.....	0

**ESPN/USA TODAY/WBCA**

STANFORD.....	21
COLORADO.....	10
WASHINGTON.....	7
USC.....	7
UCLA.....	6
ARIZONA STATE.....	4
CALIFORNIA.....	2
ARIZONA.....	2
OREGON.....	2
UTAH.....	2
OREGON STATE.....	1
WASHINGTON STATE.....	0

1985-86	1988-89	1991-92	1994-95	1997-98	2000-01
1. Texas	1. Tennessee	1. <b>STANFORD</b>	1. Connecticut	1. Tennessee	1. Notre Dame
2. <b>USC</b>	2. Auburn	2. Virginia	2. Tennessee	2. Louisiana Tech	2. Purdue
3. Western Kentucky	3. Maryland	3. Western Kentucky	3. <b>STANFORD</b>	3. North Carolina	3. Connecticut
4. Georgia	4. Louisiana Tech	4. SW Missouri State	4. Georgia	4. NC State	4. SW Missouri State
5. Tennessee	5. <b>STANFORD</b>	5. Tennessee	5. Colorado	5. Connecticut	5. Tennessee
6. Mississippi	6. Texas	6. Mississippi	6. Virginia	6. Old Dominion	6. Louisiana Tech
7. Louisiana Tech	7. Long Beach State	7. Vanderbilt	7. Texas Tech	7. Arkansas	7. Vanderbilt
8. Louisiana State	8. Mississippi	8. Maryland	8. Vanderbilt	7. Duke	8. Duke
9. Auburn	9. Ohio State	9. Miami (Fla.)	9. Purdue	9. <b>ARIZONA</b>	9. Xavier
10. Rutgers	10. North Carolina State	10. Iowa	10. Louisiana Tech	10. Texas Tech	10. Oklahoma
11. Northeast Louisiana	11. Iowa	11. West Virginia	11. North Carolina	11. Purdue	11. Texas Tech
12. Long Beach State	12. Nevada-Las Vegas	12. <b>USC</b>	12. Western Kentucky	12. Florida	12. Iowa State
13. Penn State	13. Clemson	13. Stephen F. Austin	13. <b>WASHINGTON</b>	13. Alabama	13. Georgia
14. Virginia	14. Louisiana State	14. Penn State	14. Alabama	14. Illinois	14. <b>WASHINGTON</b>
15. North Carolina	15. Virginia	15. Texas Tech	15. George Washington	15. <b>STANFORD</b>	15. Utah
16. James Madison	16. Stephen F. Austin	16. Purdue	16. Penn State	16. Rutgers	16. NC State
17. Ohio State	17. Purdue	17. Alabama	17. Duke	17. Notre Dame	17. Rutgers
18. Oklahoma	18. Georgia	18. <b>UCLA</b>	18. Florida	18. Florida International	18. Florida
19. Iowa	19. Colorado	19. Clemson	19. NC State	19. Western Kentucky	19. Missouri
20. Montana	20. Rutgers	20. George Washington	20. Arkansas	20. <b>UCLA</b>	20. Louisiana State
21. Texas Tech	21. Old Dominion	21. UC Santa Barbara	21. <b>OREGON STATE</b>	21. Clemson	21. Iowa
22. Southern Illinois	22. South Carolina	22. Vermont	22. Mississippi	22. Kansas	22. Clemson
23. Drake	23. St. Joseph's	23. Texas	23. Kansas	23. Virginia	23. Colorado
24. St. Joseph's	24. Tennessee Tech	24. Creighton	24. Drake	24. Iowa State	24. Villanova
25. Vanderbilt	25. James Madison	25. Kansas	25. Montana	25. Vanderbilt	25. Florida State
<b>1986-87</b>	<b>1989-90</b>	<b>1992-93</b>	<b>1995-96</b>	<b>1998-99</b>	<b>2001-02</b>
1. Tennessee	1. <b>STANFORD</b>	1. Texas Tech	1. Tennessee	1. Purdue	1. Connecticut
2. Louisiana Tech	2. Auburn	2. Ohio State	2. Georgia	2. Duke	2. Oklahoma
3. Texas	3. Virginia	3. Iowa	3. Connecticut	3. Louisiana Tech	3. Tennessee
4. Long Beach State	4. Louisiana Tech	4. Vanderbilt	4. <b>STANFORD</b>	4. Tennessee	4. Duke
5. Rutgers	5. Tennessee	5. Tennessee	5. Louisiana Tech	5. Georgia	5. Vanderbilt
6. Auburn	6. Texas	6. Virginia	6. Virginia	6. Rutgers	6. South Carolina
7. Iowa	7. <b>WASHINGTON</b>	7. <b>STANFORD</b>	7. Vanderbilt	7. <b>UCLA</b>	7. Old Dominion
8. Ohio State	8. Arkansas	8. Louisiana Tech	8. Auburn	8. Connecticut	8. <b>STANFORD</b>
9. Georgia	9. Stephen F. Austin	9. Colorado	9. Iowa	9. Texas Tech	9. Colorado
10. Virginia	10. North Carolina State	10. Auburn	10. Old Dominion	10. Old Dominion	10. Kansas State
11. Mississippi	11. Providence	11. Stephen F. Austin	11. Alabama	11. Iowa State	11. North Carolina
12. North Carolina State	12. Mississippi	12. Western Kentucky	12. Texas Tech	12. Colorado State	12. Texas Tech
13. Southern Illinois	13. Georgia	13. Penn State	13. Penn State	13. Clemson	13. Texas
14. <b>USC</b>	14. Purdue	14. <b>USC</b>	14. Stephen F. Austin	14. Virginia Tech	14. Purdue
15. James Madison	15. UNLV	15. North Carolina	15. Kansas	15. North Carolina	15. Baylor
16. Penn State	16. South Carolina	16. Georgetown	16. San Francisco	16. Louisiana State	16. Iowa State
17. Old Dominion	17. Vanderbilt	17. SW Missouri State	17. Clemson	17. Notre Dame	17. Brigham Young
18. <b>WASHINGTON</b>	18. Iowa	18. Maryland	18. Colorado	18. Penn State	18. Penn State
19. Louisiana State	19. Clemson	19. Texas	19. Duke	19. <b>OREGON</b>	19. Louisiana Tech
20. <b>OREGON</b>	20. Long Beach State	20. Miami (Fla.)	20. Wisconsin	20t. SW Missouri State	20. Drake
21. Vanderbilt	21. Northern Illinois	21. Georgia	21. Notre Dame	20t. Virginia	21. Minnesota
22. Villanova	22. Northwestern	22. Nebraska	22. Florida	22. Kansas	22. Louisiana State
23. Western Kentucky	23. Southern Mississippi	23. Vermont	23. DePaul	23. UC Santa Barbara	23. Cincinnati
24. St. Joseph's	24. Hawaii	24. Hawaii	24. Colorado State	24. Xavier	24. Colorado State
25. Drake	25. Tennessee Tech	25. Alabama	25. Texas	25. Alabama	25. TCU
<b>1987-88</b>	<b>1990-91</b>	<b>1993-94</b>	<b>1996-97</b>	<b>1999-00</b>	<b>2002-03</b>
1. Louisiana Tech	1. Tennessee	1. North Carolina	1. Tennessee	1. Connecticut	1. Connecticut
2. Auburn	2. Virginia	2. Louisiana Tech	2. Old Dominion	2. Tennessee	2. Tennessee
3. Tennessee	3. <b>STANFORD</b>	3. Purdue	3. <b>STANFORD</b>	3. Penn State	3. Texas
4. Long Beach State	4. Connecticut	4. Alabama	4. Connecticut	4. Rutgers	4. Duke
5. Texas	5. Auburn	5. Tennessee	5. Notre Dame	5. Georgia	5. LSU
6. Iowa	6. Georgia	6. Penn State	6. Florida	6. Louisiana Tech	6. Texas Tech
7. Virginia	7. Lamar	7. Connecticut	7. Georgia	7. Texas Tech	7. Purdue
8. Maryland	8. Clemson	8. <b>STANFORD</b>	8. Louisiana Tech	8. LSU	8. Villanova
9. Ohio State	9. Penn State	9. <b>USC</b>	9. North Carolina	9. Notre Dame	9. Louisiana Tech
10. Georgia	10. North Carolina State	10. Colorado	10. George Washington	10. Iowa State	10. Kansas State
11. Rutgers	11. Western Kentucky	11. Texas Tech	11. Alabama	11. Duke	11. Georgia
12. Mississippi	12. Arkansas	12. Virginia	12. Louisiana State	12. Old Dominion	12. Penn State
13. <b>USC</b>	13. <b>WASHINGTON</b>	13. Vanderbilt	13. Illinois	13. Oklahoma	13. Minnesota
14. <b>STANFORD</b>	14. Purdue	14. Seton Hall	14. Virginia	14. Virginia	14. <b>STANFORD</b>
15. James Madison	15. James Madison	15. Iowa	15. Colorado	15. Mississippi State	15. North Carolina
16. <b>WASHINGTON</b>	16. Oklahoma State	16. Southern Mississippi	16. Kansas	16. Purdue	16. Mississippi State
17. Montana	17. Long Beach State	17. Kansas	17. Vanderbilt	17. Boston College	17. Boston College
18. Stephen F. Austin	18. Louisiana State	18. Montana	18. Texas	18. North Carolina	18. South Carolina
19. Western Kentucky	19. Stephen F. Austin	19. Texas A&M	19. Texas Tech	19. Auburn	19. Colorado
20. Clemson	20. Vanderbilt	20. Mississippi	20. Auburn	20. <b>ARIZONA</b>	20. Vanderbilt
21. St. Joseph's	21. Iowa	21. <b>WASHINGTON</b>	21. Michigan State	21. UC Santa Barbara	21. Notre Dame
22. DePaul	22. UNLV	22. Clemson	22. Stephen F. Austin	22. UAB	22. UC Santa Barbara
23. New Mexico State	23. Northwestern	23. Texas	23. Purdue	23. NC State	23. New Mexico
24. South Carolina	24. Providence	24. Florida International	24. Tulane	24. Tulane	24. Wisconsin-Green Bay
25. Houston	25. Texas	25. Florida	25. Clemson	25. Vanderbilt	25. Arkansas



**2003-04**

1. Connecticut
2. Tennessee
3. LSU
4. Minnesota
5. Duke
6. Penn State
7. **STANFORD**
8. Georgia
9. Purdue
10. Texas
11. Baylor
12. Louisiana Tech
13. Vanderbilt
14. Boston College
15. Kansas State
16. Houston
17. Texas Tech
18. Oklahoma
19. UC Santa Barbara
20. Notre Dame
21. North Carolina
22. TCU
23. Auburn
24. Colorado
25. DePaul

**2004-05**

1. Baylor
2. Michigan State
3. LSU
4. Tennessee
5. **STANFORD**
6. North Carolina
7. Rutgers
8. Duke
9. Ohio State
10. Connecticut
11. Minnesota
12. Texas Tech
13. Georgia
14. Vanderbilt
15. Notre Dame
16. **ARIZONA STATE**
17. Texas
18. Temple
19. Kansas State
20. DePaul
21. Liberty
22. **USC**
23. Boston College
24. Maryland
25. Iowa State

**2005-06**

1. Maryland
2. Duke
3. North Carolina
4. LSU
5. Tennessee
6. Connecticut
7. **STANFORD**
8. Oklahoma
9. Rutgers
10. Ohio State
11. Purdue
12. Utah
13. Georgia
14. Baylor
15. DePaul
16. Michigan State
17. **ARIZONA STATE**
18. **UCLA**
19. Boston College
20. BYU
21. New Mexico
22. Vanderbilt
23. Temple
24. Louisiana Tech
25. George Washington

**2006-07**

1. Tennessee
2. Rutgers
3. North Carolina
4. LSU
5. Connecticut
6. Duke
7. Purdue
8. **ARIZONA STATE**
9. Oklahoma
10. Mississippi
11. George Washington
12. NC State
13. Georgia
14. Maryland
15. Bowling Green
16. **STANFORD**
17. Vanderbilt
18. Ohio State
19. Florida State
20. Baylor
21. Texas A&M
22. Marist
23. Middle Tennessee
24. Louisville
25. Michigan State

**2007-08**

1. Tennessee
2. **STANFORD**
3. Connecticut
4. LSU
5. North Carolina
6. Rutgers
7. Maryland
8. Texas A&M
9. Duke
10. Old Dominion
11. Oklahoma State
12. Louisville
13. Notre Dame
14. George Washington
15. Vanderbilt
16. Pittsburgh
17. Baylor
18. **CALIFORNIA**
19. Oklahoma
20. West Virginia
21. Kansas State
22. Virginia
23. Marist
24. Georgia
25. Texas-El Paso

**2008-09**

1. Connecticut
2. Louisville
3. **STANFORD**
4. Oklahoma
5. Maryland
6. Baylor
7. Texas A&M
8. Vanderbilt
9. Ohio State
10. **CALIFORNIA**
11. Iowa State
12. **ARIZONA STATE**
13. Auburn
14. Duke
15. Pittsburgh
16. Purdue
17. North Carolina
18. Florida State
19. South Dakota State
20. Kansas State
21. Rutgers
22. Michigan State
23. Florida
24. Virginia
25. Xavier

**2009-10**

1. Connecticut
2. **STANFORD**
3. Oklahoma
4. Baylor
5. Xavier
6. Duke
7. Nebraska
8. Tennessee
- 9t. Kentucky
- 9t. Florida State
11. Notre Dame
12. Gonzaga
13. Iowa State
14. Texas A&M
15. Ohio State
16. West Virginia
17. Georgetown
18. St. John's
19. Georgia
20. San Diego State
21. Mississippi State
22. Oklahoma State
23. **UCLA**
24. Vanderbilt
- 25t. LSU
- 25t. Texas

**2010-11**

1. Texas A&M
2. Notre Dame
3. Connecticut
4. **STANFORD**
5. Baylor
6. Tennessee
7. Duke
8. Gonzaga
9. Green Bay
10. DePaul
11. Xavier
12. North Carolina
13. **UCLA**
14. Georgetown
15. Oklahoma
16. Miami (Fla.)
17. Ohio State
18. Michigan State
19. Louisville
20. Florida State
21. Marist
22. Kentucky
23. Maryland
24. Georgia
25. Marquette

**MOST NO. 1 FINAL RANKINGS**

**AP**

- Connecticut ..... 10
- Louisiana Tech ..... 5
- Tennessee ..... 5
- Texas ..... 4
- Old Dominion ..... 2
- Duke ..... 2
- Delta State ..... 1
- North Carolina ..... 1
- Penn State ..... 1
- Purdue ..... 1
- STANFORD** ..... 1
- Vanderbilt ..... 1
- Virginia ..... 1

**WBCA**

- Tennessee ..... 8
- Connecticut ..... 6
- STANFORD** ..... 2
- Baylor ..... 1
- Louisiana Tech ..... 1
- North Carolina ..... 1
- Notre Dame ..... 1
- Purdue ..... 1
- Texas ..... 1
- Texas A&M ..... 1
- Texas Tech ..... 1

## PAC-12 IN THE NCAA TOURNAMENT

School	Years	Won	Lost	Pct.	Last	Place		
						1st	2nd	3rd
Arizona (1997-00, 03-05)	7	6	7	.462	2005	0	0	0
Arizona State (1982-83, 92, 01-02, 05-09)	10	13	10	.591	2009	0	0	0
California (1990, 92-93, 06-09)	7	4	7	.364	2009	0	0	0
Colorado (1988-89, 92-97, 01-04)	12	17	12	.586	2004	0	0	0
Oregon (1982, 84, 87, 94-01, 05)	12	5	12	.294	2005	0	0	0
Oregon State (1983-84, 94-96)	5	2	5	.286	1996	0	0	0
Stanford (1982, 88-11)	25	65	23	.739	2011	2	2	6
UCLA (1983, 85, 90, 92, 98-99, 04, 06, 10-11)	11	10	11	.476	2011	0	0	0
USC (1982-88, 91-95, 97, 05)	15	29	13	.690	2006	2	1	0
Utah (1983, 86, 89-91, 95-98, 00-01, 03, 05-06, 09-11)	17	9	17	.346	2011	0	0	0
Washington (1985-91, 93-95, 97-98, 01, 03, 07)	16	15	16	.483	2007	0	0	0
Washington State (1991)	1	0	1	.000	1991	0	0	0
<b>Pac-12 Total</b>		<b>175</b>	<b>133</b>	<b>.568</b>		<b>4</b>	<b>3</b>	<b>6</b>



## YEAR-BY-YEAR SUMMARY

YEAR	TEAM	W-L	FINISH	YEAR	TEAM	W-L	FINISH	YEAR	TEAM	W-L	FINISH
1981-82	Arizona State	1-1	—	1992-93	California	1-1	—	2000-01	Arizona State	0-1	—
	Oregon	0-1	—		Colorado	2-1	—		Colorado	1-1	—
	Stanford	0-1	—		Stanford	1-1	—		Oregon	0-1	—
	USC	2-1	—		USC	1-1	—		Stanford	1-1	—
1982-83	Arizona State	1-1	—		Washington	1-1	—		Utah	2-1	—
	Oregon State	1-1	—	1993-94	Colorado	2-1	—		Washington	3-1	—
	UCLA	0-1	—		Oregon	1-1	—	2001-02	Arizona State	1-1	—
	USC	5-0	1st		Oregon State	0-1	—		Colorado	3-1	—
	Utah	0-1	—		Stanford	3-1	—		Stanford	2-1	—
1983-84	Oregon	0-1	—		USC	3-1	—	2002-03	Arizona	0-1	—
	Oregon State	0-1	—		Washington	1-1	—		Colorado	2-1	—
	USC	5-0	1st	1994-95	Colorado	3-1	—		Stanford	1-1	—
1984-85	UCLA	1-1	—		Oregon	0-1	—		Utah	1-1	—
	USC	1-1	—		Oregon State	1-1	—		Washington	0-1	—
	Washington	0-1	—		Stanford	4-1	T3rd	2003-04	Arizona	0-1	—
1985-86	USC	4-1	2nd		USC	0-1	—		Colorado	0-1	—
	Washington	1-1	—		Utah	0-1	—		Stanford	3-1	—
	Utah	0-1	—		Washington	2-1	—		UCLA	0-1	—
1986-87	Oregon	1-1	—	1995-96	Colorado	1-1	—	2004-05	Arizona	1-1	—
	USC	1-1	—		Oregon	0-1	—		Arizona State	2-1	—
	Washington	1-1	—		Oregon State	0-1	—		Oregon	1-1	—
1987-88	Colorado	1-1	—		Stanford	4-1	T3rd		Stanford	3-1	—
	Stanford	1-1	—		Utah	0-1	—		USC	1-1	—
	USC	1-1	—	1996-97	Arizona	1-1	—		Utah	1-1	—
	Washington	1-1	—		Colorado	2-1	—	2005-06	Arizona State	1-1	—
1988-89	Colorado	0-1	—		Oregon	1-1	—		California	0-1	—
	Stanford	2-1	—		Stanford	4-1	T3rd		Stanford	3-1	—
	Utah	0-1	—		USC	1-1	—		UCLA	1-1	—
	Washington	1-1	—		Utah	1-1	—		USC	1-1	—
1989-90	California	0-1	—		Washington	0-1	—		Utah	3-1	—
	Stanford	5-0	1st	1997-98	Arizona	2-1	—		Washington	1-1	—
	UCLA	0-1	—		Oregon	0-1	—	2006-07	Arizona State	3-1	—
	Utah	0-1	—		Stanford	0-1	—		California	0-1	—
	Washington	2-1	—		UCLA	1-1	—		Stanford	1-1	—
1990-91	Stanford	3-1	T3rd		Utah	0-1	—		Washington	0-1	—
	USC	1-1	—		Washington	0-1	—	2007-08	Arizona State	1-1	—
	Utah	0-1	—	1998-99	Arizona	1-1	—		California	1-1	—
	Washington	1-1	—		Oregon	1-1	—		Stanford	5-1	2nd
	Washington State	0-1	—		Stanford	0-1	—		Utah	0-1	—
1991-92	Arizona State	0-1	—		UCLA	3-1	—	2008-09	Arizona State	3-1	—
	California	0-1	—	1999-00	Arizona	1-1	—		California	2-1	—
	Colorado	0-1	—		Oregon	0-1	—		Stanford	4-1	T3rd
	Stanford	5-0	1st		Stanford	1-1	—		Utah	1-1	—
	UCLA	2-1	—		UCLA	0-1	—	2009-10	Stanford	5-1	2nd
	USC	2-1	—		Utah	0-1	—		UCLA	1-1	—
								2010-11	Stanford	4-1	T3rd
									UCLA	1-1	—
									Utah	0-1	—

**1982**

**Pac-12 Participants (4):** ASU, ORE, STAN, USC  
**Arizona State (1-1)**  
 Arizona State 97, Georgia 77  
 Louisiana Tech 92, Arizona State 54  
**Oregon (0-1)**  
 Missouri 59, Oregon 53  
**Stanford (0-1)**  
 Maryland 82, Stanford 48  
**USC (2-1)**  
 USC 99, Kent 55  
 USC 73, Penn State 70  
 Tennessee 91, USC 90 (OT)

**1983**

**Pac-12 Participants (5):** ASU, OSU, UCLA, USC, UTAH  
**Arizona State (1-1)**  
 Arizona State 78, Utah 64  
 USC 96, Arizona State 59  
**Oregon State (1-1)**  
 Oregon State 75, UCLA 62  
 Long Beach State 92, Oregon State 72  
**UCLA (0-1)**  
 Oregon State 75, UCLA 62  
**USC (5-0) \*National Champions\***  
 USC 99, Northeast Louisiana 85  
 USC 96, Arizona State 59  
 USC 81, Long Beach State 74  
 USC 81, Georgia 57 (Semifinal)  
 USC 69, Louisiana Tech 67 (Final)  
**Utah (0-1)**  
 Arizona State 78, Utah 64

**1984**

**Pac-12 Participants (3):** ORE, OSU, USC  
**Oregon (0-1)**  
 San Diego St. 70, Oregon 63  
**Oregon State (0-1)**  
 Montana 56, Oregon State 47  
**USC (5-0) \*National Champions\***  
 USC 97, Brigham Young 72  
 USC 76, Montana 51  
 USC 90, Long Beach State 74  
 USC 62, Louisiana Tech 57 (Semifinal)  
 USC 72, Tennessee 61 (Final)

**1985**

**Pac-12 Participants (3):** UCLA, USC, WASH  
**UCLA (1-1)**  
 UCLA 78, Washington 62  
 Georgia 78, UCLA 42  
**USC (1-1)**  
 USC 74, Idaho 51  
 Long Beach State 75, USC 72  
**Washington (0-1)**  
 UCLA 78, Washington 62

**1986**

**Pac-12 Participants (3):** USC, UTAH, WASH  
**USC (4-1) \*National Runner-up\***  
 USC 81, Montana 50  
 USC 84, North Carolina 70  
 USC 80, Louisiana Tech 64  
 USC 83, Tennessee 59 (Semifinal)  
 Texas 98, USC 82 (Final)  
**Utah (0-1)**  
 Montana 58, Utah 46  
**Washington (1-1)**  
 Washington 69, North Texas 54  
 Louisiana Tech 79, Washington 54

**1987**

**Pac-12 Participants (3):** ORE, USC, WASH  
**Oregon (1-1)**  
 Oregon 75, E. Washington 56  
 Ohio State 76, Oregon 62  
**USC (1-1)**  
 USC 81, Western Kentucky 69  
 Ohio State 74, USC 63  
**Washington (1-1)**  
 Washington 86, New Mexico State 73  
 Long Beach State 72, Washington 57

**1988**

**Pac-12 Participants (4):** COLO, STAN, USC, WASH  
**Colorado (1-1)**  
 Colorado 78, Eastern Illinois 72  
 Long Beach State 103, Colorado 64  
**Stanford (1-1)**  
 Stanford 74, Montana 72 (OT)  
 Texas 79, Stanford 58  
**USC (1-1)**  
 USC 100, Nebraska 82  
 Iowa 79, USC 67  
**Washington (1-1)**  
 Washington 99, New Mexico State 74  
 Long Beach State 104, Washington 78

**1989**

**Pac-12 Participants (4):** COLO, STAN, UTAH, WASH  
**Colorado (0-1)**  
 UNLV 84, Colorado 74  
**Stanford (2-1)**  
 Stanford 105, Illinois State 77  
 Stanford 98, Iowa 74  
 Louisiana Tech 85, Stanford 79  
**Utah (0-1)**  
 UNLV 67, Utah 53  
**Washington (1-1)**  
 Washington 87, Hawai'i 79  
 Stephen F. Austin 73, Washington 63

**1990**

**Pac-12 Participants (5):** CAL, STAN, UCLA, UTAH, WASH  
**California (0-1)**  
 Long Beach State 87, California 84  
**Stanford (5-0) \*National Champion\***  
 Stanford 106, Hawai'i 76  
 Stanford 78, Mississippi 65  
 Stanford 114, Arkansas 87  
 Stanford 75, Virginia 66 (Semifinal)  
 Stanford 88, Auburn 81 (Final)  
**UCLA (0-1)**  
 Arkansas 90, UCLA 80 (OT)  
**Utah (0-1)**  
 Mississippi 74, Utah 51  
**Washington (1-1)**  
 Washington 73, South Carolina 61  
 Auburn 76, Washington 50

**1991**

**Pac-12 Participants (5):** STAN, USC, UTAH, WASH, WSU  
**Stanford (3-1)**  
 Stanford 91, Cal State Fullerton 67  
 Stanford 73, Washington 47  
 Stanford 75, Georgia 67  
 Tennessee 68, Stanford 60 (Semifinal)  
**USC (1-1)**  
 USC 63, Utah 52  
 Long Beach State 83, USC 58  
**Utah (0-1)**  
 USC 63, Utah 52  
**Washington (1-1)**  
 Washington 70, Iowa 53  
 Stanford 73, Washington 47  
**Washington State (0-1)**  
 Northwestern 82, Washington State 63

**1992**

**Pac-12 Participants (6):** ASU, CAL, COLO, STAN, UCLA, USC  
**Arizona State (0-1)**  
 DePaul 67, Arizona State 65  
**California (0-1)**  
 Santa Clara 73, California 71  
**Colorado (0-1)**  
 Southern Illinois 84, Colorado 80 (OT)  
**Stanford (5-0) \*National Champion\***  
 Stanford 82, UC Santa Barbara 73  
 Stanford 75, Texas Tech 63  
 Stanford 82, USC 62  
 Stanford 66, Virginia 65 (Semifinal)  
 Stanford 78, W. Kentucky 62 (Final)  
**UCLA (2-1)**  
 UCLA 93, Notre Dame 72  
 UCLA 82, Texas 81  
 Southwest Missouri State 83, UCLA 87  
**USC (2-1)**  
 USC 71, Montana 59  
 USC 61, Stephen F. Austin 57  
 Stanford 82, USC 62

**1993**

**Pac-12 Participants (5):** CAL, COLO, STAN, USC, WASH  
**California (1-1)**  
 California 62, Kansas 47  
 Vanderbilt 82, California 63  
**Colorado (2-1)**  
 Colorado 81, UC Santa Barbara 54  
 Colorado 80, Stanford 67  
 Texas Tech 79, Colorado 54  
**Stanford (1-1)**  
 Stanford 93, Georgia 60  
 Colorado 80, Stanford 63  
**USC (1-1)**  
 USC 78, Nebraska 60  
 Texas Tech 87, USC 67  
**Washington (1-1)**  
 Washington 80, Montana State 51  
 Texas Tech 70, Washington 64

**1994**

**Pac-12 Participants (6):** COLO, ORE, OSU, STAN, USC, WASH  
**Colorado (2-1)**  
 Colorado 77, Marquette 74  
 Colorado 92, Oregon 71  
 Stanford 78, Colorado 62  
**Oregon (1-1)**  
 Oregon 74, Santa Clara 59  
 Colorado 92, Oregon 71  
**Oregon State (0-1)**  
 Alabama 96, Oregon State 86  
**Stanford (3-1)**  
 Stanford 81, UW-Green Bay 56  
 Stanford 66, Montana 62  
 Stanford 78, Colorado 62  
 Purdue 82, Stanford 65  
**USC (3-1)**  
 USC 77, Portland 62  
 USC 76, George Washington 72  
 USC 85, Virginia 66  
 Louisiana Tech 75, USC 66  
**Washington (1-1)**  
 Washington 89, Boise State 61  
 Purdue 86, Washington 59



## 1995

**Pac-12 Participants (7):** COLO, ORE, OSU, STAN, USC, UTAH, WASH

### Colorado (3-1)

Colorado 83, Holy Cross 49  
Colorado 78, Southwest Missouri State 34  
Colorado 77, George Washington 61  
Georgia 82, Colorado 79

### Oregon (0-1)

Louisville 67, Oregon 65

### Oregon State (1-1)

Oregon State 88, Tennessee State 75 (OT)  
Western Kentucky 85, Oregon State 78

### Stanford (4-1)

Stanford 88, UC Irvine 55  
Stanford 95, Southern Methodist 73  
Stanford 81, North Carolina 71  
Stanford 69, Purdue 58  
Connecticut 87, Stanford 60

### USC (0-1)

Memphis 74, USC 72

### Utah (0-1)

Southwest Missouri State 49, Utah 47

### Washington (2-1)

Washington 73, Ohio 56  
Washington 54, Arkansas 50  
Texas Tech 67, Washington 52

## 1996

**Pac-12 Participants (5):** COLO, ORE, OSU, STAN, UTAH

### Colorado (1-1)

Colorado 83, Tulane 75  
Auburn 68, Colorado 61

### Oregon (0-1)

Wisconsin 74, Oregon 60

### Oregon State (0-1)

Stephen F. Austin 67, Oregon State 65

### Stanford (4-1)

Stanford 82, Grambling 42  
Stanford 94, Colorado State 63  
Stanford 78, Alabama 76 OT  
Stanford 71, Auburn 57  
Georgia 86, Stanford 76

### Utah (0-1)

Southern Mississippi 74, Utah 66

## 1997

**Pac-12 Participants (7):** ARIZ, COLO, ORE, STAN, USC, UTAH, WASH

### Arizona (1-1)

Arizona 76, Western Kentucky 54  
Georgia 80, Arizona 74

### Colorado (2-1)

Colorado 69, Marshall 49  
Colorado 66, Stephen F. Austin 57  
Tennessee 75, Colorado 67

### Oregon (1-1)

Oregon 80, San Diego State 68  
Tennessee 76, Oregon 59

### Stanford (4-1)

Stanford 111, Howard 59  
Stanford 67, Texas Tech 45  
Stanford 91, Virginia 69  
Stanford 82, Georgia 47  
Old Dominion 83, Stanford 82 (OT)

### USC (1-1)

USC 68, San Francisco 55  
Florida 92, USC 78

### Utah (1-1)

Utah 66, Iowa State 57  
Virginia 65, Utah 47

### Washington (0-1)

Vanderbilt 74, Washington 62

## 1998

**Pac-12 Participants (7):** ARIZ, ORE, STAN, UCLA, UTAH, WASH

### Arizona (2-1)

Arizona 75, Santa Clara 63  
Arizona 94, Virginia 77  
Connecticut 74, Arizona 57

### Oregon (0-1)

Rutgers 79, Oregon 76

### Stanford (0-1)

Harvard 71, Stanford 67

### UCLA (1-1)

UCLA 75, Michigan 68  
Alabama 75, UCLA 74

### Utah (0-1)

Louisville 69, Utah 61

### Washington (0-1)

Purdue 88, Washington 71

## 1999

**Pac-12 Participants (4):** ARIZ, ORE, STAN, UCLA

### Arizona (1-1)

Arizona 87, Florida 84 (OT)  
Rutgers 90, Arizona 47

### Oregon (1-1)

Oregon 65, Cincinnati 56  
Iowa State 85, Oregon 70

### Stanford (0-1)

Maine 60, Stanford 58

### UCLA (3-1)

UCLA 76, UW-Green Bay 69  
UCLA 87, Kentucky 63  
UCLA 77, Colorado State 68  
Louisiana Tech 88, UCLA 62

## 2000

**Pac-12 Participants (5):** ARIZ, ORE, STAN, UCLA, UTAH

### Arizona (1-1)

Arizona 73, Kent 61  
Tennessee 75, Arizona 60

### Oregon (0-1)

UAB 80, Oregon 79 (OT)

### Stanford (1-1)

Stanford 81, Michigan 74 (OT)  
Georgia 83, Stanford 64

### UCLA (0-1)

George Washington 79, UCLA 72

### Utah (0-1)

Illinois 73, Utah 58

## 2001

**Pac-12 Participants (6):** ASU, COLO, ORE, STAN, UTAH, WASH

### Arizona State (0-1)

LSU 83, Arizona State 66

### Colorado (1-1)

Colorado 98, Siena 78  
Vanderbilt 65, Colorado 59

### Oregon (0-1)

Iowa 89, Oregon 82 (OT)

### Stanford (1-1)

Stanford 76, George Washington 51  
Oklahoma 67, Stanford 50

### Utah (2-1)

Utah 79, Fairfield 57  
Utah 78, Iowa 69  
Notre Dame 69, Utah 54

### Washington (3-1)

Washington 67, Old Dominion 65  
Washington 88, Florida 75  
Washington 84, Oklahoma 67  
SW Missouri State 104, Washington 87

## 2002

**Pac-12 Participants (3):** ASU, COLO, STAN

### Arizona State (1-1)

Arizona State 73, Wisconsin 70  
Vanderbilt 61, Arizona State 35

### Colorado (3-1)

Colorado 88, Southern 61  
Colorado 69, LSU 58  
Colorado 62, Stanford 59  
Oklahoma 94, Colorado 60

### Stanford (2-1)

Stanford 76, Weber State 51  
Stanford 77, Tulane 55  
Colorado 62, Stanford 59

## 2003

**Pac-12 Participants (5):** ARIZ, COLO, STAN, UTAH, WASH

### Arizona (0-1)

Notre Dame 59, Arizona 47

### Colorado (2-1)

Colorado 84, Brigham Young 45  
Colorado 86, North Carolina 67  
Villanova 53, Colorado 51

### Stanford (1-1)

Stanford 82, Western Michigan 66  
Minnesota 68, Stanford 56

### Utah (1-1)

Utah 73, DePaul 64  
Duke 65, Utah 54

### Washington (0-1)

UW-Green Bay 78, Washington 65

## 2004

**Pac-12 Participants (4):** ARIZ, COLO, STAN, UCLA

### Arizona (0-1)

Michigan State 72, Arizona 60

### Colorado (0-1)

UC Santa Barbara 76, Colorado 49

### Stanford (3-1)

Stanford 68, Missouri 44  
Stanford 68, Oklahoma 43  
Stanford 57, Vanderbilt 55  
Tennessee 62, Stanford 60

### UCLA (0-1)

Minnesota 92, UCLA 82

## 2005

**Pac-12 Participants (6):** ARIZ, ASU, ORE, STAN, USC, UTAH

### Arizona (1-1)

Arizona 72, Oklahoma 69  
LSU 74, Arizona 43

### Arizona State (2-1)

Arizona State 81, Eastern Kentucky 65  
Arizona State 70, Notre Dame 61  
North Carolina 79, Arizona State 72

### Oregon (1-1)

Oregon 58, TCU 55  
Baylor 69, Oregon 46

### Stanford (3-1)

Stanford 94, Santa Clara 57  
Stanford 88, Utah 62  
Stanford 76, Connecticut 59  
Michigan State 76, Stanford 69

### USC (1-1)

USC 65, Louisville 49  
Michigan State 61, USC 59

### Utah (1-1)

Utah 73, Iowa State 61  
Stanford 88, Utah 62

*Pac-12 teams are 162-120 (.574) in NCAA Tournament games that did not match current Conference members. League teams have faced each other 13 times in NCAA Tournament play.*

## 2006

**Pac-12 Participants (7):** ASU, CAL, STAN, UCLA, USC, UTAH, WASH

**Arizona State (1-1)**

Arizona State 80, Stephen F. Austin 61  
Utah 86, Arizona State 65

**California (0-1)**

St. John's 78, California 68

**Stanford (3-1)**

Stanford 72, SE Missouri State 45  
Stanford 88, Florida State 70  
Stanford 88, Oklahoma 74  
LSU 62, Stanford 59

**UCLA (1-1)**

UCLA 74, Bowling Green 61  
Purdue 61, UCLA 54

**USC (1-1)**

USC 67, South Florida 65  
Duke 85, USC 51

**Utah (3-1)**

Utah 76, Middle Tennessee State 71  
Utah 86, Arizona State 65  
Utah 57, Boston College 54  
Maryland 75, Utah 65 (OT)

**Washington (1-1)**

Washington 73, Minnesota 69  
LSU 72, Washington 49

## 2007

**Pac-12 Participants (4):** ASU, CAL, STAN, WASH

**Arizona State (3-1)**

Arizona State 57, UC Riverside 50  
Arizona State 67, Louisville 58  
Arizona State 67, Bowling Green 49  
Rutgers 64, Arizona State 45

**California (0-1)**

Notre Dame 63, California 59

**Stanford (1-1)**

Stanford 96, Idaho State 58  
Florida State 68, Stanford 61

**Washington (0-1)**

Iowa State 79, Washington 60

## 2008

**Pac-12 Participants (4):** ASU, CAL, STAN, UTAH

**Arizona State (1-1)**

Arizona State 61, Temple 54  
Duke 67, Arizona State 58

**California (1-1)**

California 77, San Diego 60  
George Washington 55, California 53

**Stanford (5-1) \*National Runner-up\***

Stanford 85, Cleveland State 47  
Stanford 88, UTEP 54  
Stanford 72, Pittsburgh 53  
Stanford 98, Maryland 87  
Stanford 82, Connecticut 73 (Semifinal)  
Tennessee 64, Stanford 48 (Final)

**Utah (0-1)**

Purdue 66, Utah 59

## 2009

**Pac-12 Participants (4):** ASU, CAL, STAN, UTAH

**Arizona State (3-1)**

Arizona State 58, Georgia 47  
Arizona State 63, Florida State 58  
Arizona State 84, Texas A&M 69  
Connecticut 83, Arizona State 64

**California (2-1)**

California 70, Fresno State 47  
California 99, Virginia 73  
Connecticut 77, California 53

**Stanford (4-1)**

Stanford 74, UC Santa Barbara 39  
Stanford 77, San Diego State 49  
Stanford 84, Ohio State 66  
Stanford 74, Iowa State 53  
Connecticut 83, Stanford 64 (Semifinal)

**Utah (1-1)**

Utah 60, Villanova 30  
Maryland 71, Utah 56

## 2010

**Pac-12 Participants (2):** STAN, UCLA

**Stanford (5-1) \*National Runner-up\***

Stanford 79, UC Riverside 67  
Stanford 96, Iowa 67  
Stanford 73, Georgia 36  
Stanford 55, Xavier 53  
Stanford 73, Oklahoma 66 (Semifinal)  
Connecticut 53, Stanford 47 (Final)

**UCLA (1-1)**

UCLA 83, NC State 44  
Nebraska 83, UCLA 70

## 2011

**Pac-12 Participants (4):** STAN, UCLA, UTAH

**Stanford (4-1)**

Stanford 86, UC Davis 59  
Stanford 75, St. John's 49  
Stanford 72, North Carolina 65  
Stanford 83, Gonzaga 60  
Texas A&M 63, Stanford 62 (Semifinal)

**UCLA (1-1)**

UCLA 55, Montana 47  
Gonzaga 87, UCLA 75

**UTAH (0-1)**

Notre Dame 67, Utah 54

## PAC-12 IN THE NCAA TOURNAMENT

### How far did they go?

A year-by-year listing of Pac-10 teams advancing to the NCAA Round of 16 and beyond:

<b>1982</b>	<b>2001</b>
ASU.....Sweet Sixteen	UTAH ..... Sweet Sixteen
USC.....Elite Eight	WASH..... Elite Eight
<b>1983</b>	<b>2002</b>
ASU.....Sweet Sixteen	COLO..... Elite Eight
OSU.....Sweet Sixteen	STAN .....Sweet Sixteen
USC..... National Champions	
<b>1984</b>	<b>2003</b>
USC..... National Champions	COLO.....Sweet Sixteen
<b>1985</b>	<b>2004</b>
UCLA.....Sweet 16	STAN ..... Elite Eight
USC.....Sweet 16	
<b>1986</b>	<b>2005</b>
USC..... Final Four	STAN ..... Elite Eight
	ASU.....Sweet Sixteen
<b>1988</b>	<b>2006</b>
STAN ..... Sweet Sixteen	STAN ..... Elite Eight
USC.....Sweet Sixteen	UTAH ..... Elite Eight
WASH ..... Sweet Sixteen	
<b>1989</b>	<b>2007</b>
STAN ..... Elite Eight	ASU..... Elite Eight
<b>1990</b>	<b>2008</b>
STAN .... National Champions	STAN ... Championship Game
WASH ..... Elite Eight	
<b>1991</b>	<b>2009</b>
STAN ..... Final Four	ASU..... Elite Eight
WASH ..... Sweet Sixteen	CAL ..... Sweet Sixteen
	STAN ..... Final Four
<b>1992</b>	<b>2010</b>
STAN .... National Champions	STAN ... Championship Game
UCLA.....Sweet Sixteen	
USC..... Elite Eight	<b>2011</b>
	STAN ..... Final Four
<b>1993</b>	
COLO..... Elite Eight	
STAN ..... Sweet Sixteen	
USC..... Sweet Sixteen	
<b>1994</b>	
COLO..... Sweet Sixteen	
STAN ..... Elite Eight	
USC..... Elite Eight	
<b>1995</b>	
COLO..... Elite Eight	
STAN ..... Final Four	
<b>1996</b>	
STAN ..... Final Four	
<b>1997</b>	
COLO..... Sweet Sixteen	
STAN ..... Final Four	
<b>1998</b>	
ARIZ..... Sweet Sixteen	
<b>1999</b>	
UCLA..... Elite Eight	

### DID YOU KNOW?

- A Conference team has advanced to the Sweet Sixteen in 28 of 30 NCAA Tournaments.
- A Conference team has reached the Elite Eight in 21 of 30 NCAA Tournaments, with two teams in 2009.
- Conference teams boast a 175-133 (.568) in the NCAA Tournament.
- Every Pac-12 team made a trip to the Big Dance in the 90s, while eight different teams have been invited to the NCAA Tournament in the past nine seasons.
- In the 1990s, Conference teams made six Final Four appearances and Stanford captured two NCAA titles ('90 and '92).
- A Pac-12 team has reached the Final Four 14 times.

## PAC-12 IN THE WNIT

School	Years	Won	Lost	Pct.	Last	1st	2nd	3rd
Arizona (1996, 01, 10)	3	4	2	.667	2010	1	0	0
Arizona State (1981, 00, 03-04, 10)	5	4	5	.444	2010	0	1	0
California (1979, 81, 84, 87, 10-11)	6	12	8	.600	2011	1	1	0
Colorado (1999, 08, 11)	3	7	3	.700	2011	0	0	0
Oregon (1979, 89, 2002, 07, 10)	5	13	3	.813	2010	2	0	1
Oregon State (1980, 82, 01-04, 06, 09)	8	12	6	.667	2009	2	0	0
Stanford	0	0	0	—	—	0	0	0
UCLA	0	0	0	—	—	0	0	0
USC (2000, 02, 11)	3	7	3	.700	2011	0	1	0
Utah (1979, 84, 99, 07, 10)	5	3	8	.273	2010	0	0	0
Washington (1999, 2002, 04)	3	4	3	.572	2004	0	0	0
Washington State	0	0	0	—	—	0	0	0
<b>Pac-12 Totals</b>		<b>66</b>	<b>41</b>	<b>.617</b>		<b>6</b>	<b>3</b>	<b>1</b>



## YEAR-BY-YEAR SUMMARY

YEAR	TEAM	W-L	FIN
1978-79	California	0-3	—
	Oregon	2-1	—
	Utah	1-2	—
1979-80	Oregon State	3-0	1st
1980-81	Arizona State	2-1	2nd
	California	1-2	—
1981-82	Oregon State	3-0	1st
1983-84	California	2-1	—
	Utah	0-3	—
1986-87	California	2-1	2nd
1988-89	Oregon	3-0	1st
1995-96	Arizona	3-0	1st
1998-99	Colorado	1-1	—
	Utah	0-1	—
	Washington	1-1	—
1999-00	Arizona State	0-1	—
	USC	1-1	—
	Arizona	1-1	—
2000-01	Oregon State	0-1	—
	Oregon	5-0	1st
	Oregon State	1-1	—
2001-02	USC	1-1	—
	Washington	2-1	—
	Arizona State	1-1	—
2002-03	Oregon State	1-1	—
	Arizona State	0-1	—
	Oregon State	2-1	—
2003-04	Washington	1-1	—
	Oregon State	1-1	—
	Washington	1-1	—
2005-06	Oregon State	1-1	—
2006-07	Oregon	1-1	—
	Utah	1-1	—
2007-08	Colorado	3-1	—
2008-09	Oregon State	1-1	—
2009-10	Arizona	1-1	—
	California	6-0	1st
	Oregon	2-1	—
2010-11	Utah	1-1	—
	Arizona	0-1	—
	California	1-1	—
	Colorado	3-1	—
	USC	5-1	2nd

## ALL-TIME RESULTS

### 1979

**Pac-12 Participants:** CAL, ORE, UTAH

#### California (0-3)

South Carolina 62, California 51  
Minnesota 73, California 64  
Utah 83, California 76

#### Oregon (2-1)

Oregon 85, Minnesota 74  
South Carolina 84, Oregon 63 (Semifinal)  
Oregon 81, N. Kentucky 72 (Consolation Final)

#### Utah (1-2)

Drake 88, Utah 67  
Mississippi College 86, Utah 65  
Utah 83, California 76

### 1980

**Pac-12 Participants:** OSU

#### Oregon State (3-0) \*WNIT Champions\*

Oregon St. 79, Mississippi College 72  
Oregon St. 78, Drake 65 (Semifinal)  
Oregon St. 71, North Carolina 62 (Final)

### 1981

**Pac-12 Participants:** ASU, CAL

#### Arizona State (2-1) \*WNIT Runner-up\*

Arizona State 85, Tennessee Tech 76  
Arizona State 90, Drake 86 (Semifinal)  
Georgia 75, Arizona State 73 (Final)

#### California (1-2)

California 82, Baylor 72  
Georgia 80, California 68 (Semifinal)  
Drake 86, California 74 (Consol. Final)

### 1982

**Pac-12 Participants:** OSU

#### Oregon State (3-0) \*WNIT Champions\*

Oregon State 71, So. Mississippi 65  
Oregon St. 76, Illinois St. 61 (Semifinal)  
Oregon State 76, Florida St 60 (Final)

### 1984

**Pac-12 Participants:** CAL, UTAH

#### California (2-1)

Western Kentucky 82, California 76  
California 72, Utah 64  
California 81, Oklahoma 78

#### Utah (0-3)

Vanderbilt 84, Utah 58  
California 73, Utah 64  
Illinois State 82, Utah 61

### 1987

**Pac-12 Participants:** CAL

#### California (2-1) \*WNIT Runner-up\*

California 109, Appalachian State 99  
California 86, Creighton 82 (Semifinal)  
Arkansas 112, California 80 (Final)

### 1989

**Pac-12 Participants:** ORE

#### Oregon (3-0) \*WNIT Champions\*

Oregon 82, DePaul 77  
Oregon 93, Toledo 63 (Semifinal)  
Oregon 67, San Diego State 62 (Final)

### 1996

**Pac-12 Participants:** ARIZ

#### Arizona (3-0) \*WNIT Champions\*

Arizona 80, Western Kentucky 72  
Arizona 80, Arkansas 77 (Semifinal)  
Arizona 79, Northwestern 63 (Final)

### 1999

**Pac-12 Participants:** COLO, UTAH, WASH

#### Colorado (1-1)

Colorado 70, BYU 53  
Drake 88, Colorado 62

#### Utah (0-1)

Drake 70, Utah 62

#### Washington (1-1)

Washington 67, Portland 63  
New Mexico 68, Washington 63

### 2000

**Pac-12 Participants:** ASU, USC

#### Arizona State (0-1)

Colorado State 66, Arizona State 54

#### USC (1-1)

USC 71, Santa Clara 64  
Colorado State 66, USC 56

### 2001

**Pac-12 Participants:** ARIZ, OSU

#### Arizona (1-1)

Arizona 85, Pepperdine 65  
New Mexico 75, Arizona 62

#### Oregon State (0-1)

Brigham Young 78, Oregon State 63



**Pac-12 members have met four times in the Postseason NIT:**

Utah 83, California 76  
 California 72, Utah 64  
 Washington 97, USC 87, 2002  
 Oregon 50, Oregon State 48, 2002  
 Oregon 77, Washington 73, 2002  
 California 64, Utah 54  
 California 71, Oregon 57, 2010  
 Colorado 81, California 65  
 USC 87, Colorado 70

**2002**

**Pac-12 Participants:** ORE, OSU, USC, WASH

**Oregon (5-0) \*WNIT Champion\***

Oregon 72, St. Mary's 61  
 Oregon 50, Oregon State 48  
 Oregon 77, Washington 73  
 Oregon 65, Michigan State 54  
 Oregon 54, Houston 52

**Oregon State (1-1)**

Oregon State 62, Hawaii 50  
 Oregon State 50, Oregon State 48

**USC (1-1)**

USC 72, San Francisco 53  
 Washington 97, USC 87

**Washington (2-1)**

Washington 82, North Texas 61  
 Washington 97, USC 87  
 Oregon 77, Washington 73

**2003**

**Pac-12 Participants:** ASU, OSU

**Arizona State (1-1)**

Arizona State 57, Hawaii 44  
 Baylor 85, Arizona State 62

**Oregon State (1-1)**

Oregon State 77, UNLV 58  
 Fresno State 58, Oregon State 57

**2004**

**Pac-12 Participants:** ASU, OSU, WASH

**Arizona State (0-1)**

UNLV 50, Arizona State 47

**Oregon State (2-1)**

Oregon State 69, Gonzaga 64  
 Oregon State 75, Nebraska 67  
 Creighton 74, Oregon State 64

**Washington (1-1)**

Washington 71, Pepperdine 59  
 Creighton 74, Washington 69

**2006**

**Pac-12 Participants:** OSU

**Oregon State (1-1)**

Oregon State 77, Santa Clara 48  
 Wyoming 67, Oregon State 49

**2007**

**Pac-12 Participants:** ORE, UTAH

**Oregon (1-1)**

Oregon 70, UC Santa Barbara 54  
 Wyoming 64, Oregon 62

**Utah (1-1)**

Utah 78, Montana 70  
 Illinois 59, Utah 48

**2008**

**Pac-12 Participants:** COLO

**Colorado (3-1)**

Colorado 82, Gonzaga 68  
 Colorado 64, Villanova 58  
 Colorado 96, TCU 90 (OT)  
 Marquette 86, Colorado 72

**2009**

**Pac-12 Participants:** OSU

**Oregon State (1-1)**

Oregon State 59, Portland State 47  
 New Mexico 61, Oregon State 56

**2010**

**Pac-12 Participants:** ASU, CAL, ORE

**Arizona State (1-1)**

Arizona State 84, New Mexico State 61  
 BYU 61, Arizona State 53

**California (6-0) \*WNIT Champion\***

California 74, UC Davis 69 (OT)  
 California 64, Utah 54  
 California 71, Oregon 57  
 California 76, BYU 50  
 California 61, Illinois State 45 (Semifinal)  
 California 73, Miami (Fla.) 61 (Final)

**Oregon (2-1)**

Oregon 95, Eastern Washington 66  
 Oregon 93, New Mexico 67  
 California 71, Oregon 57

**Utah (1-1)**

Utah 66, Saint Mary's (Calif.) 53  
 California 64, Utah 54

**2011**

**Pac-12 Participants:** ARIZ, CAL, COLO, USC

**Arizona (0-1)**

Utah State 103, Arizona 95

**California (1-1)**

California 74, Cal Poly 60  
 Colorado 81, California 65

**Colorado (3-1)**

Colorado 71, UC Riverside 62  
 Colorado 81, California 65  
 Colorado 70, Wyoming 58  
 USC 87, Colorado 70

**USC (5-1)**

USC 67, UC Santa Barbara 64  
 USC 78, Nevada 59  
 USC 62, BYU 50  
 USC 87, Colorado 70  
 USC 63, Illinois State 36 (Semifinal)  
 Toledo 76, USC 68 (Final)

**NOTE:** *The WNIT was not played during the 1996-97 season.*

Many outstanding Pac-12 women's basketball players have gone on to succeed at the professional level, as 13 former Pac-10 stars are currently playing or coaching in the WNBA. Headlining the list of former Pac-12 athletes who have played in the WNBA is Lisa Leslie, a five-time All-WNBA First Team honoree and the 2002 WNBA Finals MVP who retired in 2009. Leslie became the first WNBA player to amass 5,000 career points and recorded the first dunk in league history during the 2002 season. She guided the Los Angeles Sparks to back-to-back league titles in 2001 and 2002. Fellow USC alums Tina Thompson and retired WNBA star Cynthia Cooper helped guide the Houston Comets to four-straight WNBA titles from 1997-2000.



USC's Lisa Leslie was named the MVP of the 2002 WNBA Championship.

## #9 LISA LESLIE (USC)

- Starting center for the Los Angeles Sparks, three-time MVP, named to the WNBA All-Decade Team
- First WNBA player to amass 5,000 career points
- Recorded first dunk in WNBA history during 2002 season
- Named MVP of the 2002 WNBA Championship
- Named MVP of the WNBA All Star game in 1999, 2001 and 2002
- Named to the All-WNBA Second Team in 1998, 1999 and 2005, First Team in 1997, 2000, 2001, 2002, 2003, 2004 and 2006
- Helped lead Sparks to two WNBA titles in 2001 and 2002
- Seven-time All-Star participant and All-Star MVP in 2001, 2004 and 2006



UCLA's Natalie Williams was USA Basketball's Female Athlete of the Year in 1999.

## #24 NATALIE WILLIAMS (UCLA)

- Named first team All-WNBA in 1999, 2001
- Competed in the now-defunct ABL, was selected as the 1998 ABL MVP and named to the ABL All-Star Game
- Led league in total rebounds (336) and rebounds per game (11.6) and double-doubles
- Five-time All-Star selection- 1999, 2000, 2001, 2003 and 2004
- USA Basketball's Female Athlete of the Year in 1999



USC's Tina Thompson (left) and Cynthia Cooper (right) celebrate four straight WNBA titles with the Houston Comets.

## #7 TINA THOMPSON (USC)

- A starter for the four-time WNBA champion Houston Comets ('97, '98, '99, '00)
- Named to the All-WNBA First Team in 1997, 1998 and 2004 and Second Team in 1999, 2000, 2001 and 2002
- Named Most Valuable Player in the WNBA 2000 All Star game
- One of just five women to play in four WNBA All Star games
- Became just the second player in WNBA history to surpass the 4,000 point mark
- Named to the WNBA All-Decade Team

## #14 CYNTHIA COOPER (USC)

- A member of the four-time WNBA champion Houston Comets ('97, '98, '99, '00)
- Named MVP of the WNBA Championship in 1997, 1998 and 2000
- Named the winner of the WNBA Most Valuable Award in both 1997 and 1998
- Selected to the All-WNBA First Team all four years (1997-00) and WNBA All-Decade Team
- Led the WNBA in scoring in 1997 (22.2 ppg) and 1998 (22.7 ppg)

## PAC-12 PLAYERS IN THE WNBA (2011)

Player	School/Graduated	WNBA Team
Jayne Appel	Stanford '10	San Antonio
Julie Brase Hairgrove	Arizona '03	Phoenix, Asst. Coach
Ebony Hoffman	USC '04	Los Angeles
Briann January	Arizona State '09	Indiana
Cathrine Kraayeveld	Oregon '05	Chicago
Eshaya Murphy	USC '07	Chicago
Shelley Patterson	Washington State '83	Minnesota, Asst. Coach
Kayla Pedersen	Stanford '11	Tulsa
Jeanette Pohlen	Stanford '11	Indiana
Nicole Powell	Stanford '04	New York
Noelle Quinn	UCLA '07	Los Angeles
Tina Thompson	USC '97	Los Angeles
Candice Wiggins	Stanford '08	Minnesota



Former Sun Devil Briann January (left) was drafted sixth overall in the 2009 WNBA Draft by the Indiana Fever.



## LARRY SCOTT COMMISSIONER

Larry Scott came to college athletics in 2009 with an energy and bold vision that he has used to deliver monumental changes to one of the most storied Conferences in the country, the Pacific-10, and transform it into a modern 12-team Conference built for long-term success. Welcome to the Pac-12.

Scott succeeded Tom Hansen as the sixth Commissioner of the Pac-10 Conference on July 1, 2009. Scott came to collegiate athletics after serving six years as Chairman and Chief Executive Officer of the Sony Ericsson WTA Tour (Women's Tennis Association), where he helped generate unprecedented growth and popularity for women's professional tennis on a global scale.

He has established a solid track record of innovation and growth -- across a range of different sports, at both the college and professional levels -- grounded in deep experience that goes back to his student-athlete days at Harvard.

At the WTA Tour Scott achieved the long-sought goal of equal prize money for women in tennis' grand slam events. He also became the architect of the largest-ever sponsorship in both women's sports and professional tennis, a six-year \$88-million landmark title sponsorship agreement with Sony Ericsson. Among his many other WTA achievements are the largest television deal in women's tennis history, and a reform package that led to a 40 percent increase in prize money - a record \$86 million - and \$750 million in facilities investment.

More recently, in his first two years as Commissioner of the Pac-10, Scott has led the Conference through expansion for the first time since 1978 by successfully adding Colorado and Utah, created a Football Championship Game for the first time in Conference history, secured agreement for equal revenue sharing for the first time ever, delivered a landmark media rights agreement with ESPN and Fox that dramatically increases revenue and national exposure for schools, and created the Pac-12 Network and Pac-12 Digital Network that promises to significantly enhance exposure for all sports throughout the Conference. He has also orchestrated a rebranding of the Conference, with messages of innovation, excellence, and the advantages of West Coast location at its core.

Scott has earned major recognition for his visionary leadership: In 2008 the Sony Ericsson WTA Tour was nominated by Sports Business Journal as Sports League of the Year and was the recipient of the Women's Sports Foundation Billie Jean King Contribution Award. In 2008, Scott was named to Time Magazine's list of best global sports executives.

Scott's career in athletics extends back to his captaincy of Harvard's tennis team, where he was named an All-American, earned a B.A. in European History in 1986, and gained a lifelong appreciation for the importance of maintaining a careful balance between academics and sports. He went on to play tennis professionally on the ATP circuit, winning one title, and then going on to serve for more than a decade in key posts, including Chief Operating Officer, President of ATP Properties, and Executive Vice President of the International Group. In these roles, which included postings in Sydney, Monte Carlo and London, he was credited with significantly growing the global popularity of men's tennis, establishing the Tennis Masters Cup as one of the sport's most successful events, negotiating the renewal of the ATP's 13-year partnership with Mercedes-Benz -- which remains one of the preeminent sponsorship agreements in tennis history -- and launching tournaments in such developing regions as China and the Persian Gulf.

Larry and his wife, Cybille, live in Danville, Calif., and have three children, Alexander, Sebastien and Alannah.

### SCOTT QUICK FACTS

#### CURRENT POSITION:

**Commissioner**  
**Pac-12 Conference**  
*July 1, 2009-Present*

#### PREVIOUS POSITION:

**Chairman & CEO • WTA Tour**  
*April 15, 2003-June 30, 2009*

#### HONORS:

- *TIME* Magazine's List of Best Sports Executives, 2008
- *Sports Business Journal* Sports League of the Year Nominee, 2008

#### EDUCATION:

Harvard University, B.A. European History  
1986 graduate with Honors

#### ATHLETIC ACCOMPLISHMENTS:

All-American tennis player at Harvard  
Three-year professional tennis player, winning one ATP title

### PREVIOUS PAC-12 COMMISSIONERS

**EDWIN N. ATHERTON**  
*1940-1944*

**VICTOR O. SCHMIDT**  
*1944-1959*

**THOMAS J. HAMILTON**  
*1959-1971*

**WILES HALLOCK**  
*1971-1983*

**THOMAS C. HANSEN**  
*1983-2009*

**LAWRENCE G. SCOTT**  
*2009-Present*



## LEARFIELD SPORTS DIRECTORS' CUP

Six Pac-10 Conference institutions finished the 2010-11 academic year ranked in the final Learfield Sports Directors' Cup top 25, the National Association of Collegiate Directors of Athletics (NACDA) announced today. Two institutions, STANFORD and CALIFORNIA, were in the top five, the most of any conference.

The Conference of Champions was represented by five members in the Directors' Cup top 20, tied for the most with the ACC. The Cardinal won its 17th-consecutive cup after claiming national championships in men's gymnastics and women's water polo, and runner-up finishes in women's tennis and women's soccer, accumulating an impressive 1550.25 points, 273.2 points better than second-place Ohio State.

CALIFORNIA posted its highest-ever finish in the standings and sixth-straight top-10 showing, placing third overall with 1219.50 points after sweeping the men's and women's swimming and diving titles. Also placing in the top 25 were UCLA (11th, 1020.75), USC (14th, 990.25), ARIZONA (16th, 906.00) and WASHINGTON (21st, 779.30).

ARIZONA STATE was just out of the top 25, placing 27th with 692.50 points, and OREGON was 30th with 640.75 points. OREGON STATE was 69th overall (272.00), followed by WASHINGTON STATE (135th, 118.50).

COLORADO and UTAH, who officially joined the Pac-12 Conference today, also placed in the top 75. The Buffaloes were 66th with 315.50 points, while the Utes collected 266.00 points for 71st place.

## CONFERENCE BREAKDOWN

Conference	Top-25 Schools
1. Pac-10 (10)	6
SEC (12)	6
3. ACC (12)	5
4. Big Ten (11)	4
5. Big 12 (12)	3
6. Big East (16)	1

## WHERE PAC-10 SCHOOLS RANKED

School	Total Pts
1. Stanford	1,550.25
3. California	1,219.50
11. UCLA	1,020.25
14. USC	990.25
16. Arizona	906.00
21. Washington	779.30
27. Arizona State	692.50
30. Oregon	640.75
69. Oregon State	272.00
135. Washington State	118.50

### Pac-12 Members:

66. Colorado	315.50
71. Utah	266.00

## TOM HANSEN CONFERENCE MEDAL WINNERS



A Conference Medal is awarded annually to each member institution's outstanding senior male and female student-athlete based on the exhibition of the greatest combination of performance and achievement in scholarship, athletics and leadership. In 2009, the Pac-10 renamed the award the Tom Hansen Conference Medal in honor of Hansen, who retired at the end of June 2009 after serving for 26 years as Commissioner of the Pac-10.

The Tom Hansen Conference Medal winners will be honored at the State Farm Pride of the Pac-12 Breakfast held in Los Angeles in conjunction with the 2012 Pac-12 Men's and Women's Basketball Tournaments in March, 2012. Following are the 2010-11 award winners:

### 2010-11 PACIFIC-10 TOM HANSEN CONFERENCE MEDAL WINNERS

School	Men	Women
Arizona	Brooks Reed, Football	Paige Weber, Volleyball
Arizona State	Anthony Robles, Wrestling	Kelcy McKenna, Tennis
California	Nathan Lloyd, Swimming	Carli Lloyd, Volleyball
Oregon	Jordan Holmes, Football	Melissa Gergel, Track & Field
Oregon State	Alex Linnenkohl, Football	Jill Sawatzky, Volleyball
Stanford	Owen Marecic, Football	Sarah Flynn, Lacrosse
UCLA	Ben Hohl, Water Polo	Brittani McCullough, Gymnastics
USC	Murphy Troy, Volleyball	Lizette Salas, Golf
Washington	Scott Roth, Track & Field	Venise Chan, Tennis
Washington State	Jeshua Anderson, Track & Field	Marissa Tschida, Track & Field



**KEVIN WEIBERG • Deputy Commissioner and Chief Operating Officer**

Deputy Commissioner Kevin Weiberg has responsibility for all aspects of the Pac-12 Conference's administrative operations. He has oversight responsibility for the Conference's daily operations, including governance, enforcement, compliance, sport management, championships, football bowl relationships, officiating, and television administration.

Prior to joining the Pac-12, Weiberg was the Chief Executive Officer of iHoops from 2009 to 2010, a joint venture between the NCAA and NBA, formed to develop a structure and programs to improve the quality of youth basketball in the United States.

Weiberg has extensive experience in college athletics, as well. He served as vice president of university planning and development for the Big Ten Network from 2007-09. In addition, he served as deputy commissioner of the Big Ten Conference under Jim Delany from 1989 to 1998.

Weiberg served as commissioner of the Big 12 Conference from 1998 to 2007, overseeing its transformation into one of the most competitive and financially successful conferences in the country. Weiberg is a 1978 graduate of Kansas State University and earned a master's degree from Western Illinois University in 1979.



**WOODIE DIXON • General Counsel and VP Business Affairs**

Woodie Dixon joined the Pac-12 in April 2010 and manages all business affairs, in-house legal matters, football administration and human resources.

Prior to joining the Pac-12, Dixon spent six years (2005-10) as General Counsel for the NFL's Kansas City Chiefs overseeing all legal matters for the franchise, including player, marketing, sponsorship, stadium operations, special event and sales contracts, litigation and licensing. Previously, he has practiced law with the NFL, Sidley, Austin, Brown & Wood LLP in Chicago, and Dorsey & Whitney LLP in Minneapolis, Minn.

Dixon is a graduate of Harvard Law School, the University of Massachusetts graduate program in sports management and Amherst College.



**DANETTE LEIGHTON • Chief Marketing Officer**

Danette Leighton joined the Pac-12 Conference in April 2010 as the Conference's first Chief Marketing Officer. Her responsibilities include leading the Conference in the development and implementation of strategic marketing and communication programs, as well as integrating and supporting the marketing interests of the member institutions.

An Arizona graduate, Leighton returns to the Pac-12 where she began her career as a public relations intern. Most recently, she acted as Vice President of Marketing and Brand Development for Maloof Sports & Entertainment. She spent the last decade overseeing all marketing and branding efforts for the NBA's Sacramento Kings and ARCO Arena, as well as the business operations for the WNBA's Sacramento Monarchs.

Previously, she led Sony's sports marketing division, focusing on the PGA Tour and the Sony Open in Hawai'i. She also served as the executive director of the 1999 NCAA Women's Basketball Final Four at Stanford and worked in public relations for the Fiesta Bowl.



**RON MCQUATE • Chief Financial Officer**

McQuate joined the Pac-12 in March 2010 as the Chief Financial Officer. Prior to joining the Pac-12, McQuate spent seven years at the Sony Ericsson WTA Tour (WTA) where he served Sr. Vice President of Finance.

Before the WTA, McQuate acted as Vice President of Finance for the Soccer, Europe, and Events Divisions of AEG in Los Angeles, CA.

He began his career in sports with the Cleveland Indians as Controller and then Director of Corporate Planning and Development. McQuate earned his B.S.B.A. in accounting from the University of Dayton.



**GLORIA NEVAREZ • Senior Associate Commissioner, Senior Woman Administrator**

Gloria Nevarez was named the Pac-12's Senior Associate Commissioner, Senior Woman Administrator, in April 2010. Nevarez is responsible for the administration of the Conference's Senior Women Administrators and oversees all sports except football. She is the Conference liaison for men's basketball, women's volleyball and women's golf.

Nevarez has spent the last three years as Senior Associate Athletic Director at the University of Oklahoma overseeing marketing, human resources, men's and women's basketball, track and field, softball, soccer, rowing and strength and conditioning, as well as serving as the University's liaison for Title IX compliance and Big 12 governance issues. Before Oklahoma, Nevarez was Associate Commissioner/SWA for the West Coast Conference. She has served on the NCAA Management Council and NCAA Committee on Athletic Certification. She has previously held positions in program management, compliance, and legal affairs at the University of California. She also worked in the athletic department at San Jose State University and was an adjunct faculty member at the University of San Francisco.

Nevarez is a graduate of the University of Massachusetts where she earned a scholarship to play basketball and is a University of California Boalt Hall School of Law alum.



**RON BARKER • Associate Commissioner, Governance & Enforcement**

Ron Barker joined the Pac-12 as Assistant Commissioner for Governance and Enforcement in October of 2001 and was promoted to Associate Commissioner in February of 2006. His job duties include administering the Conference's enforcement and NCAA governance programs and working with the Faculty Athletic Representative group as well as managing the hardship petitions.

Prior to joining the Pac-12, Barker served as an enforcement representative for the National Collegiate Athletic Association (1999-2001). He has also been an investigator for the Legal Department of Novell, Inc. of Provo, Utah (1992-99) and served as a graduate assistant basketball coach at Brigham Young University (1989-91).

A former professional basketball player for Deportivo Luqueño (Paraguay), Barker is a 1987 graduate of California State University, Long Beach. He earned his master's degree in sports administration from BYU in 1991. He and his wife, Heidi, have four children.



**CHRIS DAWSON • Associate Commissioner, Sports Management**

Chris Dawson was named Assistant Commissioner of Olympic Sports in August 2001 and was promoted to Associate Commissioner in February of 2006. She is the Conference liaison for women's basketball, men's soccer, swimming and diving, tennis and softball. Dawson is also responsible for administering the officiating policy. She currently serves on the NCAA Division I Awards, Benefits, Expenses and Financial Aid Cabinet.

Prior to joining the Pac-12, Dawson spent 23 years at the University of California as the Associate Athletic Director for Sport Programs and Senior Women's Administrator from 1992 to 2001. She was named Assistant Athletic Director for the Cal Women's Athletic Department in 1989 and was the Sports Information Director for the women's department from 1979-89. Dawson served as the chair of the NCAA Championships & Competition Cabinet, and as a member of the NCAA Strategic Planning Cabinet, the NCAA Soccer Rules Committee, the NCAA Woman of the Year Committee and the NCAA Volleyball Committee.

Dawson is a 1975 honors graduate of the University of Virginia where she was a student-athlete in basketball. She earned a master's degree in education, with emphasis in sport administration from Ohio University in 1979.



**DAVE HIRSCH • Vice President, Communications**

Dave Hirsch has been with the Pac-12 since 1995 and was promoted to Vice President, Communications in June 2010. His responsibilities include administering the Conference marketing and communications programs with particular emphasis in football and men's basketball. Hirsch serves as the Tournament Director for the Pacific Life Pac-12 Men's Basketball Tournament.

Prior to joining the Pac-12, Hirsch was a member of the University of Arizona media relations staff (1988-1995) where he was Coordinator of Information Services. In that role, he was director of media operations for the Wildcats' nationally-ranked basketball team. He has received numerous citations for excellence in publications by the College Sports Information Directors of America (CoSIDA).

From 1998-2007, Hirsch worked with the Tournament of Roses Association, serving as the Assistant Media Coordinator for the Rose Bowl Game.

Hirsch is a 1986 graduate of the University of Arizona and was a member of the Wildcat baseball team for two years.



**DUANE LINDBERG • Associate Commissioner, Electronic Communications**

Duane Lindberg returned to the Pac-12 staff for his second tour of duty in 1991 as Assistant Commissioner for Electronic Communications, and was promoted to Associate Commissioner, Television in February of 2006. His job duties include overseeing the Conference television agreements.

Lindberg spent 1989-91 at the Southwest Conference in Dallas as Assistant Commissioner overseeing the Conference's compliance program. His first stint at the Pac-12 saw him serve as Assistant Commissioner for Compliance and Enforcement in 1989, Assistant to the Commissioner from 1986-89, and Assistant Public Relations Director from 1983-86. He previously served two-and-one-half years as Assistant SID at USC.

A Tacoma, Wash., native, Lindberg has both undergraduate (1979) and master's (1981) degrees from the University of Washington.



**MIKE MATTHEWS • Associate Commissioner, Compliance**

Mike Matthews was named Assistant Commissioner in October of 1989 after spending three and a half years as Assistant Public Relations Director. Promoted to Associate Commissioner in February 2006, his responsibilities include assisting Pac-12 institutions with NCAA and Conference rules interpretations and their compliance programs.

Prior to joining the Pac-12, Matthews served two years as Assistant Commissioner of the West Coast Conference, two years as an Assistant Sports Information Director at the University of California, and four years as SID at Saint Mary's College (Calif.). He is a 1978 graduate of the University of California.

He and his wife Stephanie have two children, Christopher and Emma.



**KIRK REYNOLDS • Vice President, Public Affairs**

Kirk Reynolds joined the Pac-12 in August 2010 as Vice President of Public Affairs.

Prior to joining the Pac-12, Reynolds was director of communications for SC Investments Consulting, developing communication strategies for early stage companies, special events and professional athletes. He spent eight years (1997-2004) with the San Francisco 49ers, including the final six as director of public relations.

Reynolds began his career as assistant sports information director at UC Santa Barbara in 1988 before joining the Los Angeles/St. Louis Rams as public relations assistant (1994-96).

A native of Santa Barbara, CA, Reynolds graduated from UC Santa Barbara with a degree in political science. He and his wife Teri reside in Pleasanton, CA.



**HEATHER VAUGHAN • Senior Director, Marketing**

Vaughan joined the Pac-12 in June 2010 as the Conference's first Senior Director, Marketing. Her duties include enhancing the overall marketing and staging of all Pac-12 Championships and events, serving as the creative lead for the Conference and working with the marketing team to develop and execute strategic marketing plans.

Prior to joining the Conference, Vaughan worked for the Maloof Sports & Entertainment team for nine years, overseeing the creative services department. She was responsible for the marketing, branding and creative materials to support the NBA's Sacramento Kings, the WNBA's Sacramento Monarchs and ARCO arena. She also worked for several advertising agencies in the Los Angeles area.

A San Diego, Calif., native, Vaughan graduated from California State University Chico with a bachelor's degree in communication design. She also holds a master's degree in communications from California State University, Fullerton.



**MATT ANDRUS • Controller**

Matt Andrus joined the Conference in February 2010 as Controller. His responsibilities include day-to-day accounting, budgeting and reporting functions and maintaining the general ledger for the Pac-10.

Prior to joining the Pac-10, Andrus was a Business Development Associate at Premier Partnerships, an accountant at SEC Reporting at Wells Fargo and a Supervisor at Hayashi and Wayland. Andrus has gained additional sports industry experience through sports business development, soccer tournament management and venue security, and social media studies.

Andrus earned his undergraduate degree from California Polytechnic State University, San Luis Obispo and his master's degree in sport management from the University of San Francisco.





**NATALIA CICCONE • Assistant Commissioner, Communications**

Natalia Ciccone was named Assistant Commissioner of Communications for the Pac-10 in October 2008. Her responsibilities include assisting in the Conference's communications and marketing programs, with emphasis on women's basketball, volleyball and outdoor track & field, assisting with the Conference's internet and social media operations, and overseeing the production of the Conference's publications. She also serves as the Media Director of the Pac-10 Women's Basketball Tournament.

Ciccone was an Assistant Media Relations Director at the University of Maryland from 2002-2008, serving as the primary contact for the NCAA Champion women's basketball and field hockey teams. She served as assistant media coordinator for the NCAA Women's Basketball Tournament first and second rounds, and as media coordinator for a number of NCAA field hockey events, including the 2007 NCAA National Championship.

From 2000-03, Ciccone was a Sports Information Assistant at Penn State University, working with several nationally ranked teams. Prior to that, she was an Assistant Sports Information Director at Mount St. Mary's College (Md.).

Ciccone is a 1998 graduate of Goucher College where she was a member of the women's lacrosse team for four years. A New York City native, she resides in Concord, Calif., with her husband, Gene Brtalik, and their infant son.



**KRISTINA CASE • Assistant Commissioner, Video Operations**

Kristina Case was named Director of Video and Internet Operations in August 2006 and was promoted to Assistant Commissioner in August 2009. She assists with the procurement, storage and distribution of video of Pac-12 competition, as well as assisting with the video administration of the Conference website and command center. Her responsibilities also include working closely with the Conference's various sport officiating coordinators and with the Video Directors of each of the 12 member institutions.

A native of Philomath, Ore., Case is a graduate of Oregon State where she earned a degree in liberal studies, with an emphasis in multimedia. She was previously employed by Oregon Health & Science University. In addition, she served as an instant replay technician for the Pac-12 Conference during the 2005 football season.

Case, with her husband James and their daughter, resides in Concord, Calif.



**CHRISTOPHER GILES • Director, Business Development**

Chris Giles joined the Pac-12 in July 2009 and leads the Pac-12 Business Development Team. His responsibilities are identifying, analyzing and developing new business opportunities for the Conference in the areas of events, international expansion, media, and marketing.

Prior to joining the Pac-12, Chris oversaw the corporate development efforts at United Security Bancshares where he was responsible for the organization's merger and acquisition activities, and corporate strategy development.

Giles began his career analyzing and facilitating major debt and equity transactions in the retail and consumer goods industries as an investment banker at Bank of America Securities in New York City. He holds an undergraduate degree in Finance and Business Administration from California State University, Fresno and an MBA from the Haas School of Business at the University of California.



**TAMMY NEWMAN • Assistant Commissioner, Governance & Enforcement**

Tammy Newman joined the Pac-12 Conference in 1989. Promoted to Assistant Commissioner in February 2006, her responsibilities include administration of the NCAA legislative proposal and governance processes for the Conference office and institutional members. She also serves in the Conference's enforcement program and is the staff liaison to the Faculty Athletic Representatives Committee, DLIR, Legislative, and Nominating Committees. She also directs the Conference VIP hospitality programs at football bowl games.

Newman has a bachelor of arts degree from Saint Mary's College of California. A Bay Area native, she is married to Dennis Willing.



**HEATHER PERRY • Assistant Commissioner, Sports Management & Championships**

Heather Perry was named Assistant Commissioner of Championships in June 2007. She serves as the Conference liaison for baseball, women's gymnastics, men's and women's rowing, women's soccer, and is the Tournament Director for the Pac-12 Women's Basketball Championship.

Prior to joining the Pac-12, Perry spent nine years at the NCAA, most recently as the Associate Director of Playing Rules Administration. In her role, she has served as a championships administrator and media coordinator at the Women's College World Series, Women's Final Four, Division II Women's Elite Eight, Women's Frozen Four and the Women's Rowing Championship.

Perry earned her undergraduate degree from Ball State University in Muncie, Ind., where she received a bachelor of science degree in public relations with a minor in speech communication. She also has a master's degree in sports management from BSU.



**ERIK PRICE • Assistant Commissioner, Compliance**

Erik Price joined the Pac-12 Conference in October 2002 after spending seven years in the Office of the Faculty Athletics Representative at the University of California, serving as Senior Administrative Analyst (1994-2000). Promoted to Assistant Commissioner in February of 2006, his responsibilities include assisting the Compliance and Enforcement staff in monitoring and applying NCAA and Conference legislation. He coordinates the Pac-12 Student-Athlete Advisory Committee (SAAC).

A native of Berkeley, Calif., he is a 1989 graduate of Columbia University with a degree in economics and received a master's degree in journalism from the University of California in 1991.

He and his wife Paula are the parents of two children, Sasha and Ben.



**KRISTINE BERNDT • Manager, Sports Management**

Kristine Berndt joined the Conference office in August 2006 as the Administrative Fellow, and was hired on a full-time basis in July 2007. She was then promoted again to Manager of Sport Management and Championships in May 2010 and serves as the Conference liaison for men's and women's cross country and track and field, men's golf and wrestling. She is also responsible for overseeing the awards and the merchandise programs for the Conference. She will also serve as the Assistant Tournament Director for the Pac-12 Women's Basketball Championship.

Berndt earned her undergraduate degree from University of Alabama, Birmingham where she received a bachelor of science degree in physical education with a minor in Spanish. She is currently working on her thesis topic of the Work-Family Balance of Senior Level Women Administrators as a culmination project to earn a master's degree in sport management from San Jose State University.



**ANNA ROBERTS • Director, Human Resources**

Anna Roberts joined the Pac-12 in September 2011 as the Director of Human Resources and is responsible for all aspects of the Pac-12 people strategy including recruiting, retaining and developing employees. Prior to joining the Conference office, Roberts was at Support.com where she oversaw the human resources function for the company of more than 900 employees. In addition, she worked several years in a human resource function for Adecco Group.

Roberts graduated from California Polytechnic State University, San Luis Obispo, with a degree in English literature. Roberts, resides in Alameda with her husband, Edward, and their son.



**PAT CESNIK • Executive Assistant, Commissioner**

Pat Cesnik was named Executive Assistant to the Commissioner in June 2011. Cesnik joined the Pac-12 as Assistant Commissioner for Office Management in June 2008. She provides administrative assistance to the Commissioner and assists the Chief Financial Officer with management of the staff and office.

Prior to joining the Pac-12 staff, Cesnik was Director of Basketball Operations for the University of California men's basketball team, serving in that capacity for eight years.

A native of Pittsburgh, Pa., Cesnik and her husband, George, have two children, Julia and Adam.



**LINA DIAZ • Assistant Director of Business & Finance**

Lina Diaz was promoted to Assistant Director of Business and Finance in February 2006. She assists the Chief Financial Officer and Controller with maintaining the Conference's financial records and disbursement of funds.

Diaz joined the Pac-12 in October of 1991, but had worked in other part-time temporary capacities for the Conference since March of 1989 before joining the staff on a full-time basis.

A native of the Philippines, Diaz is a graduate of Far Eastern University in Manila with a degree in Commerce with an emphasis in banking and finance. She had worked in various secretarial positions around the Bay Area before joining the Pac-12.



**TAYLOR LIEN • Business Development Manager**

Taylor Lien joined the Pac-12 Conference in July 2009 as a member of the strategy team, and was promoted to Manager of Business Development in December 2009. As a member of the Business Development Team, Lien analyzes and develops revenue generating opportunities for the Conference in areas including events, international expansion, media, and marketing.

Lien is a 2009 graduate of the University of California where he received a bachelor's of science degree in business administration from the Haas School of Business. While a student at California, Lien interned with Preferred Capital Advisors and Eastdil Secured, performing real estate market research and compiling investment opportunity information.



**NIC LLOYD • Digital Media Manager**

Nic Lloyd joined the Pac-12 in September 2010 as the Digital Media Manager, and is responsible for developing, managing and maintaining the official Conference website – Pac-12.org, managing the Conference's social media channels, and executing digital marketing campaigns.

Prior to joining the Pac-12, Lloyd was the Online Content Editor for ISP Sports, where he maintained the official athletics site of the University of Georgia – Georgiadogs.com, contributed written and video content and increased the school's social media presence.

Lloyd is a 2007 graduate of the University of Georgia, where he graduated cum laude with a Bachelor of Arts in Journalism.




**KATIE NEAL • Business Development Manager**

Katie Neal joined the Pac-12 Conference in July 2009 as a member of the strategy team, and was promoted to the position of Business Development Manager in December 2009. Neal researches and examines topics critical to the success of the Conference, including marketing and brand development, international expansion, and additional revenue generating opportunities.

Prior to joining the Pac-12, Neal worked as an intern at Comcast Sports Net Bay Area assisting in the production of feature shows and live sports broadcasts in the Bay Area. Neal also worked as an intern in the information technology sector at Northrop Grumman, providing project management and organizational process support, as well as analysis of subcontractor relationships.

Neal graduated in 2009 from the University of California with a bachelor's degree in business from the Haas School of Business.



**SARAH KEZELE • Communications Fellow**

Sarah Kezele joined the Pac-12 as a Communications Fellow in July 2011. Kezele is a 2011 graduate of the University of Arizona with a bachelor's degree in Journalism and a minor in Spanish.

Prior to joining the Pac-12, Kezele was a general manager and sports reporter for UATV where she organized and created original programming to serve the Arizona campus. She also worked as a correspondent for ESPNU Campus Connection, creating video features on Wildcat student-athletes to air on ESPNU and ESPN.com. As a sports blogger for HerCampus.com, Kezele wrote weekly features on Arizona sporting events, coaches and athletes. Kezele also gained experience with numerous other media outlets, including Comcast SportsNet Bay Area, Fox Sports Net Arizona and the *Arizona Daily Star*.



**THEO ROBERTSON • Administrative Fellow**

Theo Robertson will serve as the Pac-12 Administrative Fellow in 2011-2012. Designed to prepare former student athletes with career interest in athletics, the one year fellowship program provides exposure to the profession of sports administration.

Robertson is a 2010 graduate from the University of California, Berkeley with a bachelor of arts degree in social welfare. As a member of the Cal basketball team from 2005-2010, he served as team captain in 2009 and 2010. Named second-team all-Pac-10, he was voted team MVP in 2010 for the conference champion golden bears.

He will be attending the University of San Francisco where he will be a masters candidate in the sports management program.




**ALLISON YEE • Communications Intern**

Allison Yee joined the Pac-12 as a Communications Fellow in July 2010. Yee is a 2008 graduate of the University of California with a bachelor of arts degree in mass communications. She earned a master's of education in intercollegiate athletic leadership degree from the University of Washington in the spring of 2010.

Prior to joining the Pac-12, Yee was a student intern in the Golden Bears' athletic media relations office where she produced, directed and filmed video features for CalBears.com, wrote features for *Cal Sports Quarterly* and assisted the media relations staff with coverage of a variety of sports, including track and field. Yee worked as the tournament notes coordinator for the 2010 NCAA Women's Basketball Championships first and second rounds hosted by Cal. Yee also assisted in Olympic Sports Operations at Cal, preparing budget reports for Championships bids and assisting in day-to-day team operations.

Through her coursework at UW, Yee also gained experience at USA Swimming and the California Interscholastic Federation.



**Jenn Carey-Ruiz**  
Administrative Assistant  
Sports Management &  
Officiating




**Wendy Heredia**  
Administrative Assistant  
Marketing &  
Communications



**Erica Sigg**  
Administrative Assistant  
Office Coordinator



**Lytisha Santiago**  
Executive Assistant  
General Counsel & CFO



**Michelle Zumalt**  
Administrative Assistant  
Deputy Commissioner &  
COO





**TONY CORRENTE • Coordinator of Football Officiating**

Tony Corrente was appointed Coordinator of Football Officiating in June 2011. He officiated 20 seasons as a collegiate official, including 13 seasons at the Division I level. He has spent 16 seasons in the National Football League where he has been awarded the opportunity to officiate in the NFL postseason as either an on field official or as an alternate in 15 of his 16 seasons with the league. His postseason assignments have included two NFL Europe "World Bowls", two American Bowls (Sydney and Tokyo), the Pro Bowl, three Conference Championships and a pair of Super Bowls (XL and XLI).

Outside of his officiating profession, Corrente has earned his bachelors degree from Cal State Fullerton, and a masters degree in education from Azusa Pacific University. He is currently a high school educator in social sciences.



**BILL MCCABE • Coordinator of Men's Basketball Officiating**

Bill McCabe was appointed Coordinator of Men's Basketball Officiating in April 2006. A Division I basketball official from 1976-1995, McCabe is no stranger to the Pac-12, having worked in the Conference all but the first two of those years. McCabe, who had been an observer of men's basketball officials in the Pac-12 since 1995, has also officiated college football from 1978 to the present. In addition, he was an instant replay official in the National Football League (2000-2004) and was Supervisor of Officials in the America West Conference for three years.

Professionally, McCabe was with IBM for 33 years, and since 2002 has owned a medical equipment distribution company. He is a graduate of the University of Wyoming and has a degree in meteorology from San Jose State University. He commanded a weather squadron in the U.S. Air Force.



**VIOLET PALMER • Coordinator of Women's Basketball Officiating**

A pioneer in refereeing, Violet Palmer was named the Conference's Coordinator of Women's Basketball Officiating in May 2010. The first woman to officiate a major U.S. professional sport at the highest level when she became a referee in the National Basketball Association (NBA) in 1997, Palmer has been on the NBA's officiating roster for 13 years and is the only woman among the league's officiating staff.

Palmer has officiated NBA playoff games and the WNBA Championships. Prior to joining the professional ranks, she spent nine seasons officiating at the collegiate level, including five NCAA Women's Final Fours and two National Championship games.

Palmer's duties with the Pac-12 will include implementing the Conference's officiating program, as well as identifying, recruiting and assigning referees. Palmer's strength and focus on education and training will further develop the Conference's officials and elevate them to the next level.

Palmer is a native of Los Angeles and a four-year letterwinner at Cal Poly Pomona where she led the Broncos to the 1985 and 1986 NCAA crowns.



**DAN PEDERSEN • Coordinator of Baseball Officiating**

Dan Pedersen was named Coordinator of Baseball Officiating in July 2002. He spent 24 years as an NCAA Division I umpire and retired from the field in 2003. He has worked five College World Series (youngest at age 26) and more than twenty NCAA regional championships. He also worked the 1991 Pan American Games in Havana, Cuba, and is a former professional umpire.

Prior to joining the Pac-12 staff, Pedersen served as Supervisor of Baseball Umpires for the Western Athletic Conference. Under his guidance, the WAC program became one of the most successful in the nation. There is a tremendous contrast between his professional career and his baseball career. Dan spent 17 years managing programs within the space launch industry and is now serving in a senior management position developing and manufacturing the next generation of advanced avionics.

Pedersen holds a bachelor of science degree in business management. He and his wife, Melissa, have two children, Brady and Alyssa, and reside in San Diego, Calif.



**JOANNE VENDITTO • Coordinator of Softball Officiating**

Joanne Venditto was appointed the newly created Coordinator of Softball Officiating in June 2003. She brings more than two decades of experience with assigning and coordinating softball programs, including 10 years at the Division I level.

From 2001-03, Venditto served as Softball Umpire Liaison for the Pac-10, helping to facilitate communication between Pac-12 coaches and umpires, disseminating playing rule interpretations and assisting in the standardization of umpiring mechanics. She spent two years as Coordinator of Softball Umpires for the Big West Conference and has also assigned for the California Collegiate Athletic Conference (CCAA), the NAIA and the Western State Community College Conference. In addition to her work with conferences, Venditto coordinated four workshops in 2002-03 as part of the NCAA Umpire Development Program. As an official, she worked full Division I and Division II schedules from 1980-1991.

Venditto holds a degree in recreation administration from California State University Northridge.



**SANDRA HUNT • Coordinator of Women's Soccer**

Sandra Hunt was named Coordinator of Women's Soccer Officiating in April of 2009. Her duties include implementing the Conference's officiating program in women's soccer, as well as identifying, recruiting, training, assigning and evaluating referees for matches at Pac-12 institutions.

Hunt spent 17 years as an on-field official before retiring in 2004, representing the United States on officiating crews at a number of international events, including the 1999 and 2003 FIFA Women's World Cup, and the 2000 Olympic Games. Her experiences cover all levels of soccer, including the collegiate level where she was assigned the national championship game at the NCAA Women's College Cup twice. In 1998, she became one of the first two women to referee a game in Major League Soccer (MLS) and has also officiated in the Women's United Soccer Association (WUSA) professional league.

She is one of only 23 United States Soccer Federation (U.S.S.F.) national assessors designated a match inspector and is currently serving on the Board of Directorship for the U.S. Soccer Committee, National Association of Sports Officials (NASO) and Whatcom Sports Commission. Hunt a graduate of Seattle Pacific University with a degree in leisure and recreation.



**CHARLIE BROWN • Coordinator of Women's Volleyball Officiating**

Charlie Brown was appointed Coordinator of Women's Volleyball Officiating in December 1994. For more than 20 years, he's excelled in the sport as an athlete, high school coach and referee.

Until recently, Brown had coached the girl's team at Granada HS in Livermore, Calif., where his program was consistently among the best in the state. As a referee, he's worked nationally with all levels of competition, particularly the U.S. Sports Festival. Professionally, Brown is employed by Lawrence Livermore Laboratory, where he's involved with project management and design engineering.

## NCAA TEAM TITLES WON BY CONFERENCE (ALL-TIME)

### OVERALL

1. PAC-12 .....	442
2. Big Ten .....	248
3. Southeastern .....	177
4. Big 12 .....	147
5. Atlantic Coast .....	120
6. Ivy .....	92
7. Big East .....	86
8. Conference USA .....	46
9. Sun Belt .....	34
10. West Coast .....	30

### NCAA TEAM TITLES WON BY CONFERENCE (ALL-TIME)

#### MEN'S TITLES

1. PAC-12 .....	302
2. Big Ten .....	213
3. Big 12 .....	116
4. Southeastern .....	100
5. Ivy .....	77
6. Big East .....	62
7. Atlantic Coast .....	56
8. Conference USA .....	46
9. Sun Belt .....	34
10. West Coast .....	23

#### WOMEN'S TITLES

1. PAC-12 .....	140
2. Southeastern .....	77
3. Atlantic Coast .....	64
4. Big 12 .....	31
5. Big Ten .....	35
6. Big East .....	24
7. Ivy .....	15
8. Colonial .....	13
9. Western Athletic .....	9
10. West Coast .....	7

### NCAA INDIVIDUAL TITLES WON BY CONFERENCE (ALL-TIME)

#### MEN'S TITLES

1. Big Ten .....	1,411
2. PAC-12 .....	1,403
3. Big 12 .....	735
4. Southeastern .....	593
5. Ivy .....	374
6. Big East .....	297
7. Atlantic Coast .....	222
8. Conference USA .....	250
9. Sun Belt .....	118
10. Mountain West .....	105

#### WOMEN'S TITLES

1. PAC-12 .....	616
2. Southeastern .....	548
3. Big 12 .....	213
4. Big Ten .....	167
5. Atlantic Coast .....	129
6. Conference USA .....	91
7. Big East .....	82
8. Ivy .....	34
West Coast .....	34
10. Missouri Valley .....	16

### NCAA TEAM TITLES WON BY SCHOOL (ALL-TIME)

#### MEN'S TITLES

1. USC .....	79
2. UCLA .....	71
3. STANFORD .....	61
4. Oklahoma State .....	50
5. Arkansas .....	41

#### WOMEN'S TITLES

1. STANFORD .....	40
2. UCLA .....	36
3. North Carolina .....	27
Louisiana State .....	25
5. Texas .....	22

### NCAA INDIVIDUAL TITLES WON BY SCHOOL (ALL-TIME)

#### MEN'S TITLES

1. USC .....	303
2. STANFORD .....	259
Michigan .....	259
4. Ohio State .....	219
5. Texas .....	165

#### WOMEN'S TITLES

1. STANFORD .....	179
2. Texas .....	143
3. Florida .....	134
4. Georgia .....	129
5. UCLA .....	100

### NCAA TEAM TITLES WON BY PAC-12 SCHOOLS (ALL-TIME)

#### MEN'S TITLES

USC .....	79
UCLA .....	71
Stanford .....	61
California .....	25
Colorado .....	20
Oregon .....	13
Arizona State .....	11
Utah .....	11
Arizona .....	6
Oregon State .....	3
Washington State .....	2
<b>TOTAL .....</b>	<b>302</b>

#### WOMEN'S TITLES

Stanford .....	40
UCLA .....	36
USC .....	14
Arizona State .....	12
Arizona .....	11
Utah .....	9
Washington .....	6
California .....	5
Oregon .....	5
Colorado .....	2
<b>TOTAL .....</b>	<b>140</b>

### NCAA INDIVIDUAL TITLES WON BY PAC-12 SCHOOLS (ALL-TIME)

#### MEN'S TITLES

USC .....	303
Stanford .....	259
UCLA .....	162
California .....	135
Colorado .....	106
Washington State .....	80
Oregon .....	78
Utah .....	70
Arizona .....	62
Arizona State .....	61
Washington .....	55
Oregon State .....	32
<b>TOTAL .....</b>	<b>1,403</b>

#### WOMEN'S TITLES

Stanford .....	179
UCLA .....	100
Arizona .....	84
California .....	62
USC .....	60
Arizona State .....	43
Oregon .....	24
Utah .....	24
Washington .....	15
Colorado .....	12
Oregon State .....	7
Washington State .....	6
<b>TOTAL .....</b>	<b>616</b>



The NCAA sponsors championships in 36 men's and women's sports. Pac-10 teams won nine NCAA titles, most among all conferences, in 2010-11. CALIFORNIA, STANFORD and USC each claimed two NCAA crowns last season, with ARIZONA STATE, OREGON and UCLA also claiming a national title.

## ALL-TIME NCAA CHAMPIONSHIPS BY SPORT » WOMEN'S SPORTS

### BASKETBALL (4)

1982-83—USC  
1983-84—USC  
1989-90—Stanford  
1991-92—Stanford

### CROSS COUNTRY (10)

1983—Oregon  
1987—Oregon  
1997—Stanford  
2000—Colorado  
2003—Stanford  
2004—Colorado  
2005—Stanford  
2006—Stanford  
2007—Stanford  
2008—Washington

### GOLF (14)

1990—Arizona State  
1991—UCLA  
1993—Arizona State  
1994—Arizona State  
1995—Arizona State  
1996—Arizona  
1997—Arizona State  
1998—Arizona State  
2000—Arizona  
2003—USC  
2004—UCLA  
2008—USC  
2009—Arizona State  
2011—UCLA

### GYMNASTICS (15)

1982—Utah  
1983—Utah  
1984—Utah  
1985—Utah  
1986—Utah  
1990—Utah  
1992—UCLA  
1994—Utah  
1995—Utah  
1997—UCLA  
2000—UCLA  
2001—UCLA  
2003—UCLA  
2004—UCLA  
2010—UCLA

### ROWING (6)

1997—Washington  
1998—Washington  
2001—Washington  
2005—California  
2006—California  
2009—Stanford

### SOCCER (1)

2007—USC

### SOFTBALL (23)

1982—UCLA  
1984—UCLA  
1985—UCLA  
1988—UCLA  
1989—UCLA

1990—UCLA

1991—Arizona  
1992—UCLA  
1993—Arizona  
1994—Arizona  
1996—Arizona  
1997—Arizona  
1999—UCLA  
2001—Arizona  
2002—California  
2003—UCLA  
2004—UCLA  
2006—Arizona  
2007—Arizona  
2008—Arizona State  
2009—Washington  
2010—UCLA  
2011—Arizona State

### SWIMMING (12)

1983—Stanford  
1989—Stanford  
1992—Stanford  
1993—Stanford  
1994—Stanford  
1995—Stanford  
1996—Stanford  
1997—USC  
1998—Stanford  
2008—Arizona  
2009—California  
2011—California

### TENNIS (19)

1982—Stanford  
1983—USC  
1984—Stanford  
1985—USC  
1986—Stanford  
1987—Stanford  
1988—Stanford  
1989—Stanford  
1990—Stanford  
1991—Stanford  
1997—Stanford  
1999—Stanford  
2001—Stanford  
2002—Stanford  
2003—Stanford  
2005—Stanford  
2006—Stanford  
2008—UCLA  
2010—Stanford

### INDOOR TRACK (6)

2000—UCLA  
2001—UCLA  
2007—Arizona State  
2008—Arizona State  
2010—Oregon  
2011—Oregon

### OUTDOOR TRACK (6)

1982—UCLA  
1983—UCLA  
1985—Oregon  
2001—USC  
2004—UCLA  
2007—Arizona State

### VOLLEYBALL (13)

1981—USC  
1984—UCLA  
1990—UCLA  
1991—UCLA  
1992—Stanford  
1995—Stanford  
1996—Stanford  
1997—Stanford  
2001—Stanford  
2002—USC  
2003—USC  
2004—Stanford  
2005—Washington

### WATER POLO (11)

2001—UCLA  
2002—Stanford  
2003—UCLA  
2004—USC  
2005—UCLA  
2006—UCLA  
2007—UCLA  
2008—UCLA  
2009—UCLA  
2010—USC  
2011—USC



Arizona State won the NCAA softball title, providing the league' with its historic 400th NCAA title.



ALL-TIME NCAA CHAMPIONSHIPS BY SPORT » MEN'S SPORTS

**BASEBALL (26)**

1947—California  
1948—USC  
1957—California  
1958—USC  
1961—USC  
1963—USC  
1965—Arizona State  
1967—Arizona State  
1968—USC  
1969—Arizona State  
1970—USC  
1971—USC  
1972—USC  
1973—USC  
1974—USC  
1976—Arizona  
1977—Arizona State  
1978—USC  
1980—Arizona  
1981—Arizona State  
1986—Arizona  
1987—Stanford  
1988—Stanford  
1998—USC  
2006—Oregon State  
2007—Oregon State

**BASKETBALL (15)**

1938-39—Oregon  
1941-42—Stanford  
1958-59—California  
1963-64—UCLA  
1964-65—UCLA  
1966-67—UCLA  
1967-68—UCLA  
1968-69—UCLA  
1969-70—UCLA  
1970-71—UCLA  
1971-72—UCLA  
1972-73—UCLA  
1974-75—UCLA  
1994-95—UCLA  
1996-97—Arizona

**BOXING (1)**

1937—Wash. State

**CROSS COUNTRY (14)**

1961—Oregon State  
1971—Oregon  
1973—Oregon  
1974—Oregon  
1977—Oregon  
1997—Stanford  
1998—Stanford

2001—Colorado  
2002—Stanford  
2003—Stanford  
2004—Colorado  
2006—Colorado  
2007—Oregon  
2008—Oregon

**GOLF (14)**

1938—Stanford  
1939—Stanford  
1941—Stanford  
1942—Stanford  
1946—Stanford  
1953—Stanford  
1988—UCLA  
1990—Arizona State  
1992—Arizona  
1994—Stanford  
1996—Arizona State  
2004—California  
2007—Stanford  
2008—UCLA

**GYMNASTICS (13)**

1962—USC  
1968—California  
1975—California  
1984—UCLA  
1986—Arizona State  
1987—UCLA  
1992—Stanford  
1993—Stanford  
1995—Stanford  
1997—California  
1998—California  
2009—Stanford  
2011—Stanford

**SKIING (27)**

1959—Colorado  
1960—Colorado  
1972—Colorado  
1973—Colorado  
1974—Colorado  
1975—Colorado  
1976—Colorado  
1977—Colorado  
1978—Colorado  
1979—Colorado  
1981—Utah  
1982—Colorado  
1983—Utah  
1984—Utah  
1986—Utah  
1987—Utah

1988—Utah  
1991—Colorado  
1993—Utah  
1995—Colorado  
1996—Utah  
1997—Utah  
1998—Colorado  
1999—Colorado  
2003—Utah  
2006—Colorado  
2011—Colorado

**SOCCER (4)**

1985—UCLA  
1990—UCLA  
1998—UCLA  
2002—UCLA

**SWIMMING (22)**

1960—USC  
1963—USC  
1964—USC  
1965—USC  
1966—USC  
1967—Stanford  
1974—USC  
1975—USC  
1976—USC  
1977—USC  
1979—California  
1980—California  
1982—UCLA  
1985—Stanford  
1986—Stanford  
1987—Stanford  
1992—Stanford  
1993—Stanford  
1994—Stanford  
1998—Stanford  
2008—Arizona  
2011—California

**TENNIS (52)**

1946—USC  
1950—UCLA  
1951—USC  
1952—UCLA  
1953—UCLA  
1954—UCLA  
1955—USC  
1956—UCLA  
1958—USC  
1960—UCLA  
1961—UCLA  
1962—USC  
1963—USC

1964—USC  
1965—UCLA  
1966—USC  
1967—USC  
1968—USC  
1969—USC  
1970—UCLA  
1971—UCLA  
1973—Stanford  
1974—Stanford  
1975—UCLA  
1976—UCLA

USC  
1977—Stanford  
1978—Stanford  
1979—UCLA  
1980—Stanford  
1981—Stanford  
1982—UCLA  
1983—Stanford  
1984—UCLA  
1986—Stanford  
1988—Stanford  
1989—Stanford  
1990—Stanford  
1991—USC  
1992—Stanford  
1993—USC  
1994—USC  
1995—Stanford  
1996—Stanford  
1997—Stanford  
1998—Stanford  
2000—Stanford  
2002—USC  
2005—UCLA  
2009—USC  
2010—USC  
2011—USC

**INDOOR TRACK (5)**

1967—USC  
1972—USC  
1977—Wash. State  
2008—Arizona State  
2009—Oregon

**OUTDOOR TRACK (45)**

1922—California  
1925—Stanford  
1926—USC  
1928—Stanford  
1930—USC  
1931—USC  
1934—Stanford  
1935—USC

1936—USC  
1937—USC  
1938—USC  
1939—USC  
1940—USC  
1941—USC  
1942—USC  
1943—USC  
1949—USC  
1950—USC  
1951—USC  
1952—USC  
1953—USC  
1954—USC  
1955—USC  
1956—UCLA

1958—USC  
1961—USC  
1962—Oregon  
1963—USC  
1964—Oregon  
1965—Oregon  
USC  
1966—UCLA  
1967—USC  
1968—USC  
1970—Oregon  
1971—UCLA  
1972—UCLA  
1973—UCLA  
1976—USC  
1977—Arizona State  
1978—UCLA  
1984—Oregon  
1987—UCLA  
1988—UCLA  
2000—Stanford

**VOLLEYBALL (25)**

1970—UCLA  
1971—UCLA  
1972—UCLA  
1974—UCLA  
1975—UCLA  
1976—UCLA  
1977—USC  
1979—UCLA  
1980—USC  
1981—UCLA  
1982—UCLA  
1983—UCLA  
1984—UCLA  
1987—UCLA  
1988—USC  
1989—UCLA  
1990—USC

1993—UCLA  
1995—UCLA  
1996—UCLA  
1997—Stanford  
1998—UCLA  
2000—UCLA  
2006—UCLA  
2010—Stanford

**WATER POLO (37)**

1969—UCLA  
1971—UCLA  
1972—UCLA  
1973—California  
1974—California  
1975—California  
1976—Stanford  
1977—California  
1978—Stanford  
1980—Stanford  
1981—Stanford  
1983—California  
1984—California  
1985—Stanford  
1986—Stanford  
1987—California  
1988—California  
1990—California  
1991—California  
1992—California  
1993—Stanford  
1994—Stanford  
1995—UCLA  
1996—UCLA  
1998—USC  
1999—UCLA  
2000—UCLA  
2001—Stanford  
2002—Stanford  
2003—USC  
2004—UCLA  
2005—USC  
2006—California  
2007—California  
2008—USC  
2009—USC

**WRESTLING (1)**

1988—Arizona State

ALL-TIME NON-NCAA CHAMPIONSHIPS BY SPORT » MEN'S SPORTS

**FOOTBALL (Polls)**

1954—UCLA (UPI)  
1962—USC (AP, UPI)  
1967—USC (AP, UPI)  
1972—USC (AP, UPI)  
1974—USC (UPI)  
1978—USC (UPI)  
1991—Washington (UPI, USA)  
2003—USC (AP)  
2004—USC (BCS)

**ROWING (28)**

(IRA: pre-1979;  
Cincinnati Regatta; 1982-)  
1923—Washington  
1924—Washington  
1926—Washington  
1928—California  
1932—California  
1934—California  
1935—California  
1936—Washington

1937—Washington  
1939—California  
1940—Washington  
1941—Washington  
1948—Washington  
1949—California  
1950—California  
1960—California  
1961—California  
1964—California  
1970—Washington

1976—California  
1984—Washington  
1997—Washington  
1999—California  
2000—California  
2002—California  
2007—Washington  
2009—Washington  
2011—Washington

## PAC-12 CHAMPIONSHIPS

### BY SCHOOL » MEN'S TITLES

SPORT	ARIZ	ASU	CAL	COLO	ORE	OSU	STAN	UCLA	USC	UTAH	WASH	WSU
Baseball	3	9	23	0	13	10	16	7	38	0	12	22
Basketball	11	0	15	0	3	12	11	30	6	0	11	2
Cross Country	7	0	0	0	16	0	12	2	1	0	1	4
Football	1	3	14	0	9	5	12	17	38^	0	15	4
Golf	3	12	0	0	3	0	8	5	20	0	6	0
Gymnastics*	0	1	13	0	4	0	2	9	1	0	3	0
Rowing	0	0	15	0	0	0	0	5	0	0	31	0
Soccer	0	0	3	0	0	0	1	6	0	0	1	0
Swimming	0	0	3	0	4	2	50	2	25	0	20	1
Tennis	0	0	6	0	0	0	21	36	31	0	39	0
Track & Field	0	1	3	0	13	1	6	20	40	0	9	3
Water Polo*	0	0	13	0	0	0	12	11	4	0	0	0
Wrestling	0	16	0	0	3	18	0	1	0	0	3	1
<b>TOTALS</b>	<b>25</b>	<b>42</b>	<b>108</b>	<b>0</b>	<b>68</b>	<b>48</b>	<b>151</b>	<b>151</b>	<b>204</b>	<b>0</b>	<b>151</b>	<b>37</b>



The Pac-12 hosts championships in 14 sports throughout the school year, including basketball, cross country, golf, rowing, swimming & diving, and tennis for both men's and women's. The Conference also hosts championships in women's gymnastics and wrestling.

\* Pac-10 Championship until 1992, when the Mountain Pacific Sports Federation was founded.  
 Others: Baseball (Portland State 1), Basketball (Idaho 2), Cross Country (Idaho 1), Wrestling (Boise State 6, Cal State Bakersfield 1)  
 ^ Two titles later vacated due to NCAA penalty

### BY SCHOOL » WOMEN'S TITLES

SPORT	ARIZ	ASU	CAL	COLO	ORE	OSU	STAN	UCLA	USC	UTAH	WASH	WSU
Basketball	1	1	0	0	2	0	20	1	2	0	3	0
Cross Country	0	0	0	0	7	0	15	0	0	0	3	0
Golf	7	8	2	0	0	0	1	5	3	0	0	0
Gymnastics	0	0	0	0	0	5	5	15	0	0	0	0
Rowing	0	0	7	0	0	0	0	2	1	0	13	0
Soccer	1	0	1	0	0	0	7	9	1	0	1	0
Softball	10	2	2	0	0	1	1	9	0	0	3	0
Swimming	4	0	1	0	0	0	18	2	0	0	0	0
Tennis	0	0	1	0	0	0	23	1	1	0	9	2
Track & Field	0	3	0	0	5	0	1	15	1	0	0	0
Volleyball	1	0	1	0	0	0	14	7	3	0	2	0
<b>TOTALS</b>	<b>24</b>	<b>14</b>	<b>15</b>	<b>0</b>	<b>14</b>	<b>6</b>	<b>105</b>	<b>66</b>	<b>12</b>	<b>0</b>	<b>34</b>	<b>2</b>

### TOTAL PAC-12 CHAMPIONSHIPS MEN'S & WOMEN'S

Stanford	256
UCLA	217
USC	216^
Washington	185
California	123
Oregon	82
Arizona State	56
Oregon State	54
Arizona	49
Washington State	39

**Note:** Championships includes ties. Championships also includes titles won where sports were split into Northern and Southern Division.  
 ^ Two titles later vacated due to NCAA penalty



Oregon women won the Pac-10 wrestling title for the third consecutive year.



USC captured the Pac-10 men's tennis crown for the third time in four years, then went on to capture its third consecutive NCAA title.

**ALL-TIME PAC-12 CHAMPIONSHIPS BY SPORT » MEN'S SPORTS**

<b>BASEBALL</b>	1956 — Washington State	2001 — USC	1970-71 — UCLA	1993 — Washington
1916 — California	1957 — California	2002 — USC	1971-72 — UCLA	1994 — Washington
1917 — California	1958 — USC	2003 — Stanford	1972-73 — UCLA	1995 — Oregon
1918 — Oregon	1959 — USC	2004 — Stanford	1973-74 — UCLA	1996 — Stanford
1919 — Washington	1960 — California (So.)	2005 — Oregon State	1974-75 — UCLA	1997 — Stanford
1920 — California	USC (So.)	2006 — Oregon State	1975-76 — UCLA	1998 — Stanford
1921 — California	Washington State (No.)	2007 — Arizona State	1976-77 — UCLA	1999 — Arizona
1922 — Washington	1961 — USC (So.)	2008 — Arizona State	1977-78 — UCLA	2000 — Stanford
1923 — California (So.)	Washington State (No.)	2009 — Arizona State	1978-79 — UCLA	2001 — Stanford
Washington (No.)	1962 — USC (So.)	2010 — Arizona State	1979-80 — Oregon State	2002 — Stanford
1924 — California	Oregon State (No.)	2011 — UCLA	1980-81 — Oregon State	2003 — Stanford
USC	1963 — USC (So.)		1981-82 — Oregon State	2004 — Stanford
Stanford	Oregon State (No.)	<b>BASKETBALL</b>	1982-83 — UCLA	2005 — Stanford
1925 — Stanford (So.)	1964 — USC (So.)	1915-16 — Oregon State	1983-84 — Oregon State	2006 — Oregon
Washington (No.)	Oregon (No.)	California	Washington	2007 — Oregon
1926 — California (So.)	1965 — USC (So.)	1916-17 — Washington State	1984-85 — USC	2008 — Oregon
Washington (No.)	Washington State (No.)	1918-19 — Oregon	Washington	2009 — Stanford
1927 — USC (So.)	1966 — Stanford (So.)	1919-20 — Stanford	1985-86 — Arizona	2010 — Stanford
Stanford (So.)	California (So.)	1920-21 — Stanford	1986-87 — UCLA	
California (So.)	Washington State (No.)	California	1987-88 — Arizona	<b>FOOTBALL</b>
Washington State (No.)	1967 — Stanford	1921-22 — Idaho	1988-89 — Arizona	1916 — Washington
1928 — California (So.)	1968 — USC	1922-23 — Idaho	1989-90 — Arizona	1917 — Washington State
Oregon (No.)	1969 — UCLA	1923-24 — California	Oregon State	1918 — California
Washington State (No.)	1970 — USC	1924-25 — California	1990-91 — Arizona	1919 — Washington
1929 — California (So.)	1971 — USC	1925-26 — California	1991-92 — UCLA	Oregon
Washington (No.)	1972 — USC	1926-27 — California	1992-93 — Arizona	1920 — California
1930 — USC (So.)	1973 — USC	1927-28 — USC	1993-94 — Arizona	1921 — California
Washington (No.)	1974 — USC	1928-29 — California	1994-95 — UCLA	1922 — California
1931 — Stanford (So.)	1975 — USC	1929-30 — USC	1995-96 — UCLA	1923 — California
USC (So.)	1976 — UCLA (So.)	1930-31 — Washington	1996-97 — UCLA	1924 — Stanford
Washington (No.)	Washington State (No.)	1931-32 — California	1997-98 — Arizona	1925 — Washington
1932 — California (So.)	1977 — USC	1932-33 — Oregon State	1998-99 — Stanford	1926 — Stanford
Washington (No.)	1978 — USC	1933-34 — Washington	1999-00 — Arizona	1927 — USC
1933 — California (So.)	1979 — UCLA	1934-35 — USC	Stanford	Stanford
Washington State (No.)	1980 — Arizona	1935-36 — Stanford	2000-01 — Stanford	1928 — USC
1934 — California (So.)	California	1936-37 — Stanford	2001-02 — Arizona	1929 — USC
Oregon (No.)	1981 — Arizona State	1937-38 — Stanford	2002-03 — Arizona	1930 — Washington State
1935 — California (So.)	1982 — Arizona State	1938-39 — Oregon	2003-04 — Stanford	1931 — USC
USC (So.)	1983 — Oregon State (No.)	1939-40 — USC	2004-05 — Washington	1932 — USC
Oregon (No.)	Stanford (So.)	1940-41 — Washington State	2005-06 — UCLA	1933 — Oregon
1936 — USC (So.)	1984 — Arizona State (So.)	1941-42 — Stanford	2006-07 — UCLA	Stanford
Washington State (No.)	Washington State (No.)	1942-43 — Washington	2007-08 — UCLA	1934 — Stanford
1937 — USC (So.)	Portland State (No.)	1943-44 — Washington	2008-09 — Washington	1935 — California
Oregon (No.)	1985 — Stanford (So.)	California	2009-10 — California	Stanford
1938 — California (So.)	Washington State (No.)	1944-45 — Oregon	2010-11 — Arizona	UCLA
Oregon State (No.)	1986 — UCLA (So.)	UCLA		1936 — Washington
Washington State (No.)	Oregon State (No.)	1945-46 — California	<b>CROSS COUNTRY</b>	1937 — California
1939 — USC (So.)	1987 — Stanford (So.)	1946-47 — Oregon State	1957 — Idaho	1938 — California
Oregon (No.)	Washington State (No.)	1947-48 — Washington	1958 — USC	USC
1940 — California (So.)	1988 — Arizona State (So.)	1948-49 — Oregon State	1969 — Oregon	1939 — USC
Oregon State (No.)	Washington State (No.)	1949-50 — UCLA	1970 — Oregon	1940 — Stanford
1941 — USC (So.)	1989 — Arizona (So.)	1950-51 — Washington	1971 — Washington State	1941 — Oregon State
Oregon (No.)	Washington State (No.)	1951-52 — UCLA	1972 — Washington State	1942 — UCLA
1942 — USC (So.)	1990 — Stanford (So.)	1952-53 — Washington	1973 — Oregon	1943 — USC
Oregon (No.)	Washington State (No.)	1953-54 — USC	1974 — Washington State	1944 — USC
1943 — California (So.)	1991 — USC (So.)	1954-55 — Oregon State	1975 — Washington State	1945 — USC
Oregon (No.)	Washington State (No.)	1955-56 — UCLA	1976 — Oregon	1946 — UCLA
Oregon State (No.)	1992 — Arizona (So.)	1956-57 — California	1977 — Oregon	1947 — USC
1944 — UCLA (So.)	Washington (No.)	1957-58 — Oregon State	1978 — Oregon	1948 — Oregon
Washington State (No.)	1993 — Arizona State (So.)	California	1979 — Oregon	California
1945 — California (So.)	Washington (No.)	1958-59 — California	1980 — UCLA	1949 — California
Washington State (No.)	1994 — Stanford (So.)	1959-60 — California	1981 — UCLA	1950 — California
1946 — USC (So.)	Oregon State (No.)	1960-61 — USC	1982 — Oregon	1951 — Stanford
Oregon (No.)	1995 — USC (So.)	1961-62 — UCLA	1983 — Arizona	1952 — USC
1947 — California	Washington State (No.)	1962-63 — Stanford	1984 — Arizona	1953 — UCLA
1948 — USC	1996 — USC (So.)	UCLA	1985 — Stanford	1954 — UCLA
1949 — USC	Washington (No.)	1963-64 — UCLA	1986 — Arizona	1955 — UCLA
1950 — Washington State	1997 — Washington	1964-65 — UCLA	1987 — Arizona	1956 — Oregon State
1951 — USC	1998 — Washington	1965-66 — Oregon State	1988 — Oregon	1957 — Oregon State
1952 — Oregon State	1999 — Stanford	1966-67 — UCLA	1989 — Oregon	Oregon
1953 — Stanford	2000 — Arizona State	1967-68 — UCLA	1990 — Oregon	1958 — California
1954 — Oregon	Stanford	1968-69 — UCLA	1991 — Arizona	
1955 — USC	UCLA	1969-70 — UCLA	1992 — Oregon	



## ALL-TIME PAC-12 CHAMPIONSHIPS BY SPORT » MEN'S SPORTS

1959 — Washington USC UCLA	<b>GOLF</b>	1974 — California	<b>SOCCER</b>	1968 — USC
1960 — Washington	1958 — USC	1975 — California	2000 — Washington	1969 — USC
1961 — UCLA	1959 — Oregon	1976 — California	2001 — Stanford	1970 — UCLA
1962 — USC	1960 — Stanford	1977 — Oregon	2002 — UCLA	1971 — UCLA
1963 — Washington	1961 — Washington	1978 — Oregon	2003 — UCLA	1972 — USC
1964 — Oregon State	1962 — USC	1979 — Oregon	2004 — UCLA	1973 — USC
USC	1963 — Washington	1980 — Oregon	2005 — UCLA	1974 — USC
1965 — UCLA	1964 — USC	1981 — UCLA	2006 — California	1975 — USC
1966 — USC	1965 — USC	1982 — UCLA	2007 — California	1976 — USC (So.)
1967 — USC	1966 — USC	1983 — UCLA	2008 — UCLA	Washington (No.)
1968 — USC	1967 — USC	1984 — UCLA	2009 — UCLA	1977 — USC (So.)
1969 — USC	1968 — Stanford	1985 — Arizona State	2010 — California	Washington (No.)
1970 — Stanford	1969 — USC	1986 — UCLA		1978 — USC (So.)
1971 — Stanford	1970 — Stanford	1987 — California	<b>SWIMMING</b>	Washington (No.)
1972 — USC	1971 — USC	1988 — UCLA	1928 — USC	1979 — USC
1973 — USC	1972 — USC	1989 — UCLA	1929 — Stanford	1980 — California
1974 — USC	1973 — USC	1990 — Stanford	1930 — Stanford	1981 — California
1975 — UCLA	1974 — Stanford	1991 — UCLA	1931 — Stanford	1982 — Stanford
UCLA	1975 — USC	1992 — Stanford	1932 — Stanford	1983 — Stanford
California	1976 — USC (So.)		1933 — Stanford	1984 — Stanford
1976 — USC	Oregon (No.)	<b>ROWING</b>	1934 — Washington	1985 — Stanford
1977 — Washington	1977 — Stanford (So.)	1960 — California	1935 — USC (So.)	1986 — Stanford
1978 — USC	Oregon (No.)	1961 — Washington	Oregon (No.)	1987 — Stanford
1979 — USC	1978 — USC	1962 — Washington	1936 — USC (So.)	1988 — Stanford
1980 — Washington	1979 — Arizona State	1963 — Washington	Oregon (No.)	1989 — Stanford
1981 — Washington	1980 — USC	1964 — California	1937 — Stanford (So.)	1990 — Stanford
1982 — UCLA	1981 — Arizona State	1965 — Washington	Oregon (No.)	1991 — Stanford
1983 — UCLA	1982 — UCLA	1966 — Washington	1938 — Stanford (So.)	1992 — Stanford
1984 — USC	1983 — UCLA	1967 — UCLA	Oregon State (No.)	1993 — Stanford
1985 — UCLA	1984 — USC	1968 — Washington	1939 — USC (So.)	1994 — Stanford
1986 — Arizona State	1985 — UCLA	1969 — Washington	Washington (No.)	1995 — Stanford
1987 — USC	1986 — USC	1970 — UCLA	1940 — USC (So.)	1996 — Stanford
UCLA	1987 — Arizona	1971 — Washington	Washington (No.)	1997 — Stanford
1988 — USC	1988 — Washington	1972 — Washington	1941 — California (So.)	1998 — Stanford
1989 — USC	1989 — Arizona State	1973 — Washington	Washington (No.)	1999 — Stanford
1990 — Washington	1990 — Arizona State	1974 — Washington	1942 — USC (So.)	2000 — Stanford
1991 — Washington	1991 — Arizona	1975 — Washington	Oregon (No.)	2001 — Stanford
1992 — Washington	1992 — Stanford	1976 — Washington	1943 — Washington	2002 — Stanford
Stanford	1993 — Arizona State	1977 — Washington	1946 — Stanford (So.)	2003 — Stanford
1993 — UCLA	1994 — Stanford	1978 — Washington	Washington (No.)	2004 — Stanford
Arizona	1995 — Arizona State	1979 — Washington	1947 — Stanford (So.)	2005 — Stanford
USC	1996 — Arizona State	1980 — Washington	Washington (No.)	2006 — Stanford
1994 — Oregon	1997 — Arizona State	1981 — Washington	1948 — Stanford (So.)	2007 — Stanford
1995 — USC & Washington	1998 — Arizona State	1982 — California	Washington (No.)	2008 — Stanford
1996 — Arizona State	1999 — Arizona State	1983 — Washington	1949 — USC (So.)	2009 — Stanford
1997 — Washington State	2000 — Arizona State	1984 — Washington	Washington (No.)	2010 — Stanford
UCLA	2001 — USC	1985 — Washington	1950 — Stanford (So.)	2011 — Stanford
1998 — UCLA	2002 — USC	1986 — California	Washington State (No.)	
1999 — Stanford	2003 — UCLA	1987 — UCLA	1951 — Stanford (So.)	<b>TENNIS</b>
2000 — Oregon	2004 — Arizona	1988 — UCLA	Washington (No.)	1928 — Stanford
Oregon State	2005 — Washington	1989 — UCLA	1952 — Stanford (So.)	1929 — Stanford
Washington	2006 — UCLA	1990 — Washington	Washington (No.)	1930 — California
2001 — Oregon	2007 — USC	1991 — Washington	1953 — Stanford (So.)	1931 — Stanford
2002 — USC	2008 — Arizona State	1992 — Washington	Washington (No.)	1932 — UCLA
Washington State	2009 — Washington	1993 — Washington	1954 — Stanford (So.)	1933 — California
2003 — USC	2010 — Washington	1994 — California	Washington (No.)	Stanford
2004 — USC^	2011 — USC	1995 — Washington	1955 — Stanford (So.)	1934 — USC
2005 — USC^		1996 — Washington	Washington (No.)	1935 — Stanford
2006 — USC	<b>GYMNASTICS</b>	1997 — Washington	1956 — Stanford (So.)	1936 — USC
California	1961 — California	1998 — California	Washington (No.)	1937 — California
2007 — USC	1962 — California	1999 — California	1957 — Stanford (So.)	1938 — USC (So.)
Arizona State	USC	2000 — California	Oregon State (No.)	Washington (No.)
2008 — USC	1963 — Washington	2001 — California	1958 — Stanford (So.)	1939 — California (So.)
2009 — Oregon	1964 — Washington	2002 — California	Washington (No.)	Washington (No.)
2010 — Oregon	1965 — Washington	2003 — California	1959 — Stanford (So.)	1940 — USC (So.)
	1966 — California	2004 — Washington	Washington (No.)	Washington (No.)
	1967 — UCLA	2005 — California	1961 — USC	1941 — USC (So.)
	1968 — California	2006 — California	1962 — USC	Washington (No.)
	1969 — California	2007 — Washington	1963 — USC	1942 — Stanford (So.)
	1970 — California	2008 — Washington	1964 — USC	Washington (No.)
	1971 — California	2009 — California	1965 — USC	1943 — USC (So.)
	1972 — California	2010 — California	1966 — USC	Washington (No.)
	1973 — California	2011 — Washington	1967 — USC	1944 — USC

**ALL-TIME PAC-12 CHAMPIONSHIPS BY SPORT » MEN'S SPORTS**

1945 — UCLA  
 1946 — USC (So.)  
     Washington (No.)  
 1947 — UCLA (So.)  
     USC (So.)  
     Washington (No.)  
 1948 — UCLA (So.)  
     USC (So.)  
     Washington (No.)  
 1949 — UCLA (So.)  
     USC (So.)  
     Washington (No.)  
 1950 — USC (So.)  
     Washington (No.)  
 1951 — UCLA (So.)  
     Washington (No.)  
 1952 — California (So.)  
     UCLA (So.)  
     Washington (No.)  
 1953 — California (So.)  
     Washington (No.)  
 1954 — UCLA (So.)  
     Washington (No.)  
 1955 — USC (So.)  
     Washington (No.)  
 1956 — UCLA (So.)  
     Washington (No.)  
 1957 — UCLA (So.)  
     USC (So.)  
     Washington (No.)  
 1958 — UCLA  
 1959 — UCLA  
 1960 — UCLA  
 1961 — UCLA  
 1962 — USC  
 1963 — USC  
 1964 — USC  
 1965 — UCLA  
 1966 — USC  
 1967 — USC  
 1968 — USC  
 1969 — UCLA  
 1970 — UCLA  
 1971 — UCLA  
 1972 — Stanford  
 1973 — UCLA  
 1974 — Stanford  
 1975 — UCLA  
 1976 — UCLA (So.)  
     Washington (No.)  
 1977 — UCLA (So.)  
     Washington (No.)  
 1978 — Stanford (So.)  
     Washington (No.)  
 1979 — Stanford (So.)  
     Washington (No.)  
 1980 — Stanford (So.)  
     USC (So.)  
     Washington (No.)  
 1981 — UCLA (So.)  
     Washington (No.)  
 1982 — UCLA (So.)  
     Washington (No.)  
 1983 — Stanford (So.)  
     Washington (No.)  
 1984 — USC (So.)  
     Washington (No.)  
 1985 — UCLA (So.)  
     Washington (No.)  
 1986 — UCLA (So.)  
     Washington (No.)  
 1987 — USC (So.)  
     Washington (No.)

1988 — Stanford (So.)  
     Washington (No.)  
 1989 — UCLA (So.)  
     Washington (No.)  
 1990 — UCLA (So.)  
     Washington (No.)  
 1991 — USC (So.)  
     Washington (No.)  
 1992 — USC (So.)  
     Washington (No.)  
 1993 — USC (So.)  
     Washington (No.)  
 1994 — USC (So.)  
     Washington (No.)  
 1995 — Stanford (So.)  
     Washington (No.)  
 1996 — UCLA (So.)  
     Washington (No.)  
 1997 — Stanford (So.)  
     Washington (No.)  
 1998 — Stanford  
 1999 — Stanford  
     UCLA  
 2000 — Stanford  
 2001 — Stanford  
 2002 — UCLA  
 2003 — Stanford  
 2004 — UCLA  
     USC  
 2005 — UCLA  
     Washington  
 2006 — Stanford  
     UCLA  
 2007 — UCLA  
 2008 — USC  
 2009 — UCLA  
 2010 — Stanford  
     USC  
 2011 — USC

**TRACK & FIELD**

1919 — California  
 1919 — California  
 1920 — California  
 1921 — Washington  
 1922 — Washington  
 1923 — California  
 1924 — Oregon  
 1925 — Stanford  
 1926 — Stanford  
 1927 — Stanford  
 1928 — Washington  
 1929 — USC  
 1930 — USC (So.)  
     Washington (No.)  
 1931 — USC (So.)  
     Washington (No.)  
 1932 — USC (So.)  
     Washington (No.)  
 1933 — Washington State  
 1934 — Oregon  
 1935 — USC (So.)  
     Washington (No.)  
 1936 — USC  
 1937 — USC  
 1938 — USC  
 1939 — USC  
 1940 — USC  
 1941 — USC  
 1942 — USC  
 1943 — Washington  
 1944 — USC  
 1945 — USC

1946 — Oregon State  
 1947 — Washington  
 1948 — USC  
 1949 — USC  
 1950 — USC  
 1951 — USC  
 1952 — USC  
 1953 — USC  
 1987 — Arizona  
 1988 — Oregon  
 1989 — Oregon  
 1990 — Oregon  
 1991 — Arizona  
 1992 — Oregon  
 1993 — Washington  
 1994 — Washington  
 1995 — Oregon  
 1996 — Stanford  
 1997 — Stanford  
 1998 — Stanford  
 1999 — Arizona  
 2000 — Stanford  
 2001 — Stanford  
 2002 — Stanford  
 2003 — Stanford  
 2004 — Stanford  
 2005 — Stanford  
 2006 — Oregon  
 2007 — Oregon  
 2008 — Oregon  
 2009 — Oregon  
 2010 — Oregon  
 2011 — Oregon

**WATER POLO**

1960 — California  
 1961 — California, USC  
 1962 — USC  
 1963 — USC  
 1964 — USC  
     UCLA  
     Stanford  
 1965 — UCLA  
 1966 — UCLA  
 1967 — UCLA  
 1968 — UCLA  
 1969 — UCLA  
 1970 — UCLA  
 1971 — UCLA  
 1972 — UCLA  
 1973 — California  
 1974 — UCLA  
 1975 — California  
     UCLA  
     Stanford  
 1976 — Stanford  
 1977 — Stanford  
 1978 — Stanford  
 1979 — California  
 1980 — Stanford  
     California  
 1981 — Stanford  
 1982 — Stanford  
 1983 — California  
 1984 — Stanford  
 1985 — Stanford  
 1986 — Stanford  
 1987 — California  
 1988 — California  
 1989 — California  
 1990 — California  
 1991 — California  
 1992 — California

**WRESTLING**

1963 — Washington State  
 1964 — UCLA  
 1965 — Oregon State  
 1966 — Oregon State  
 1967 — Oregon State  
 1968 — Oregon State  
 1969 — Oregon State  
 1970 — Oregon State  
 1971 — Washington  
 1972 — Washington  
     Oregon State  
 1973 — Oregon State  
 1974 — Washington  
 1975 — Oregon  
 1976 — Oregon State  
 1977 — Oregon State  
 1978 — Oregon State  
 1979 — Oregon State  
 1980 — Arizona State  
 1981 — Oregon  
 1982 — Oregon  
 1983 — Oregon State  
 1984 — Oregon State  
 1985 — Arizona State  
 1986 — Arizona State  
 1987 — Arizona State  
 1988 — Arizona State  
 1989 — Arizona State  
 1990 — Arizona State  
 1991 — Arizona State  
 1992 — Oregon State  
 1993 — Arizona State  
 1994 — Oregon State  
 1995 — Arizona State  
 1996 — Cal State Bakersfield  
 1997 — Arizona State  
 1998 — Arizona State  
 1999 — Boise State  
 2000 — Boise State  
 2001 — Arizona State  
 2002 — Boise State  
 2003 — Arizona State  
 2004 — Boise State  
 2005 — Arizona State  
 2006 — Arizona State  
 2007 — Oregon State  
 2008 — Boise State  
 2009 — Boise State  
 2010 — Oregon State  
 2011 — Boise State

## ALL-TIME PAC-12 CHAMPIONSHIPS BY SPORT » WOMEN'S SPORTS

### BASKETBALL

1986-87 — USC  
 1987-88 — Washington  
 1988-89 — Stanford  
 1989-90 — Stanford  
     Washington  
 1990-91 — Stanford  
 1991-92 — Stanford  
 1992-93 — Stanford  
 1993-94 — USC  
 1994-95 — Stanford  
 1995-96 — Stanford  
 1996-97 — Stanford  
 1997-98 — Stanford  
 1998-99 — UCLA  
     Oregon  
 1999-00 — Oregon  
 2000-01 — Arizona State  
     Stanford  
     Washington  
 2001-02 — Stanford  
 2002-03 — Stanford  
 2003-04 — Arizona  
     Stanford  
 2004-05 — Stanford  
 2005-06 — Stanford  
 2006-07 — Stanford  
 2007-08 — Stanford  
 2008-09 — Stanford  
 2009-10 — Stanford  
 2010-11 — Stanford

### CROSS COUNTRY

1986 — Oregon  
 1987 — Oregon  
 1988 — Oregon  
 1989 — Washington  
 1990 — Oregon  
 1991 — Oregon  
 1992 — Oregon  
 1993 — Stanford  
 1994 — Stanford  
 1995 — Oregon  
 1996 — Stanford  
 1997 — Stanford  
 1998 — Stanford  
 1999 — Stanford  
 2000 — Stanford  
 2001 — Stanford  
 2002 — Stanford  
 2003 — Stanford  
 2004 — Stanford  
 2005 — Stanford  
 2006 — Stanford  
 2007 — Stanford  
 2008 — Washington  
 2009 — Washington  
 2010 — Stanford

### GOLF

1987 — Arizona State  
 1988 — Arizona State  
 1989 — USC  
 1990 — UCLA  
 1991 — UCLA  
 1992 — Arizona  
 1993 — Arizona State  
 1994 — Arizona State  
 1995 — Arizona State  
 1996 — Arizona State  
 1997 — Arizona  
 1998 — Arizona  
 1999 — Stanford

2000 — Arizona  
 2001 — Arizona  
 2002 — Arizona  
 2003 — California  
 2004 — UCLA  
 2005 — UCLA  
 2006 — UCLA  
 2007 — Arizona State  
 2008 — USC  
 2009 — Arizona State  
 2010 — Arizona  
 2011 — USC

### GYMNASTICS

1987 — UCLA  
 1988 — UCLA  
 1989 — UCLA  
 1990 — UCLA  
 1991 — Oregon State  
 1992 — Oregon State  
 1993 — UCLA  
 1994 — Oregon State  
 1995 — UCLA  
 1996 — Oregon State  
 1997 — UCLA  
 1998 — Stanford  
 1999 — UCLA  
 2000 — UCLA  
 2001 — Stanford  
 2002 — UCLA  
 2003 — UCLA  
 2004 — Stanford  
 2005 — UCLA  
 2006 — Stanford  
 2007 — UCLA  
 2008 — Stanford  
 2009 — UCLA  
 2010 — UCLA  
 2011 — Oregon State

### ROWING

1987 — Washington  
 1988 — Washington  
 1989 — Washington  
 1990 — UCLA  
 1991 — UCLA  
 1992 — Washington  
 1993 — Washington  
 1994 — California  
 1995 — Washington  
 1996 — Washington  
 1997 — Washington  
 1998 — Washington  
 1999 — Washington  
 2000 — Washington  
 2001 — Washington  
 2002 — Washington  
 2003 — Washington  
 2004 — California  
 2005 — California  
 2006 — California  
 2007 — USC  
 2008 — California  
 2009 — California  
 2010 — California  
 2011 — California

### SOCCER

1993 — Stanford  
 1994 — None  
 1995 — Stanford  
 1996 — Stanford  
 1997 — UCLA

1998 — UCLA  
     USC  
     California  
 1999 — Stanford  
 2000 — Washington  
 2001 — UCLA  
 2002 — Stanford  
 2003 — UCLA  
 2004 — UCLA  
 2005 — UCLA  
 2006 — UCLA  
 2007 — UCLA  
 2008 — UCLA  
 2009 — Stanford  
 2010 — Stanford

### SOFTBALL

1987 — California  
 1988 — UCLA  
 1989 — UCLA  
 1990 — UCLA  
 1991 — UCLA  
 1992 — Arizona  
 1993 — UCLA  
 1994 — Arizona  
 1995 — Arizona  
 1996 — Washington  
 1997 — Arizona  
 1998 — Arizona  
 1999 — UCLA  
 2000 — Washington  
 2001 — Arizona  
 2002 — UCLA  
 2003 — Arizona  
 2004 — Arizona  
 2005 — Arizona  
     California  
     Oregon State  
     Stanford  
 2006 — UCLA  
 2007 — Arizona  
 2008 — Arizona State  
 2009 — UCLA  
 2010 — Washington  
 2011 — Arizona State

### SWIMMING

1987 — Stanford  
 1988 — Stanford  
 1989 — Stanford  
 1990 — Stanford  
 1991 — Stanford  
 1992 — Stanford  
 1993 — Stanford  
 1994 — Stanford  
 1995 — Stanford  
 1996 — Stanford  
 1997 — Stanford  
 1998 — Stanford  
 1999 — Stanford  
 2000 — Arizona  
 2001 — UCLA  
 2002 — Stanford  
 2003 — UCLA  
 2004 — Stanford  
 2005 — Stanford  
 2006 — Arizona  
 2007 — Arizona  
 2008 — Arizona  
 2009 — California  
 2010 — Stanford  
 2011 — Stanford

### TENNIS

1987 — California (So.)  
     Washington (No.)  
 1988 — Stanford (So.)  
     Washington (No.)  
 1989 — Stanford (So.)  
     Washington (No.)  
 1990 — Stanford (So.)  
     Washington (No.)  
 1991 — Stanford (So.)  
     Washington (No.)  
 1992 — Stanford (So.)  
     Washington (No.)  
 1993 — Stanford (So.)  
     Washington (No.)  
 1994 — Stanford (So.)  
     Washington (No.)  
 1995 — Stanford (So.)  
     Washington State (No.)  
 1996 — Stanford (So.)  
     Washington State (No.)  
 1997 — Stanford & UCLA (So.)  
     Washington (No.)  
 1998 — Stanford  
 1999 — Stanford  
 2000 — Stanford  
 2001 — Stanford  
 2002 — Stanford  
 2003 — Stanford  
 2004 — Stanford  
 2005 — Stanford  
 2006 — Stanford  
 2007 — Stanford  
 2008 — Stanford  
     UCLA  
 2009 — USC  
 2010 — Stanford  
 2011 — Stanford

### TRACK & FIELD

1987 — UCLA  
 1988 — UCLA  
 1989 — UCLA  
 1990 — UCLA  
 1991 — Oregon  
 1992 — Oregon  
 1993 — UCLA  
 1994 — UCLA  
 1995 — UCLA  
 1996 — USC  
 1997 — UCLA  
 1998 — UCLA  
 1999 — UCLA  
 2000 — UCLA  
 2001 — UCLA  
 2002 — UCLA  
 2003 — UCLA  
 2004 — UCLA  
 2005 — Stanford  
 2006 — Arizona State  
 2007 — Arizona State  
 2008 — Arizona State  
 2009 — Oregon  
 2010 — Oregon  
 2011 — Oregon

### VOLLEYBALL

1986 — UCLA  
 1987 — Stanford  
 1988 — UCLA  
 1989 — UCLA  
 1990 — UCLA  
 1991 — Stanford  
 1992 — UCLA  
 1993 — UCLA  
 1994 — Stanford  
 1995 — Stanford  
 1996 — Stanford  
 1997 — Stanford  
 1998 — Stanford  
 1999 — Stanford  
     UCLA  
 2000 — Arizona  
     USC  
 2001 — Stanford  
 2002 — USC  
 2003 — USC  
 2004 — Washington  
 2005 — Washington  
 2006 — Stanford  
 2007 — Stanford  
 2008 — Stanford  
 2009 — Stanford  
 2010 — California  
     Stanford



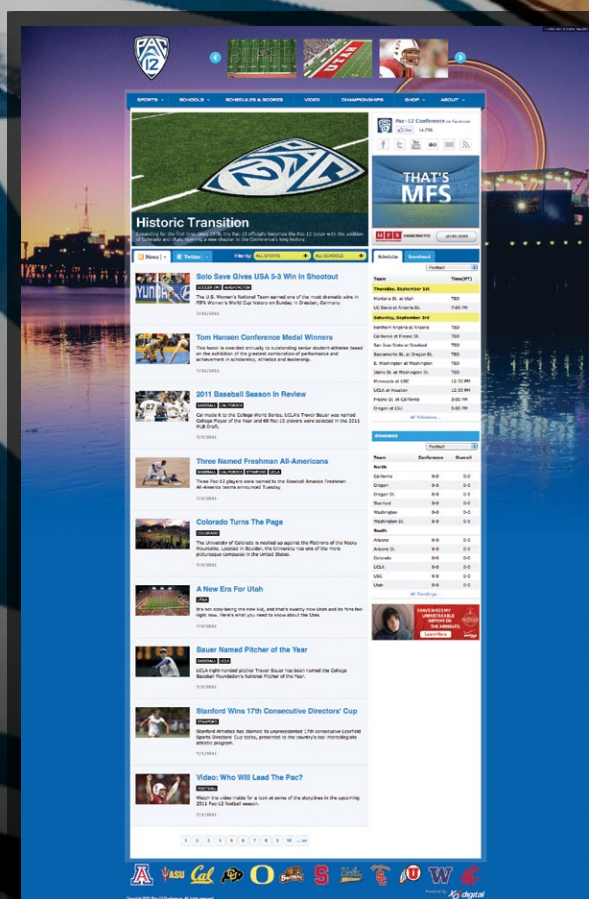
# THE NEW ONLINE HOME OF THE PAC-12 CONFERENCE [WWW.PAC-12.ORG](http://WWW.PAC-12.ORG)

As part of the official expansion, the Pac-12 Conference has re-launched its website to enhance the fan experience.

The new site features improved navigation, a simplified newsfeed, scores, schedules and standings on the homepage, and new Pac-12 merchandise.

Go behind-the-scenes and get to know student-athletes, coaches and teams from your favorite schools with videos and feature stories. Follow all of the Pac-12 Championships with exclusive coverage on the official Conference website, as well.

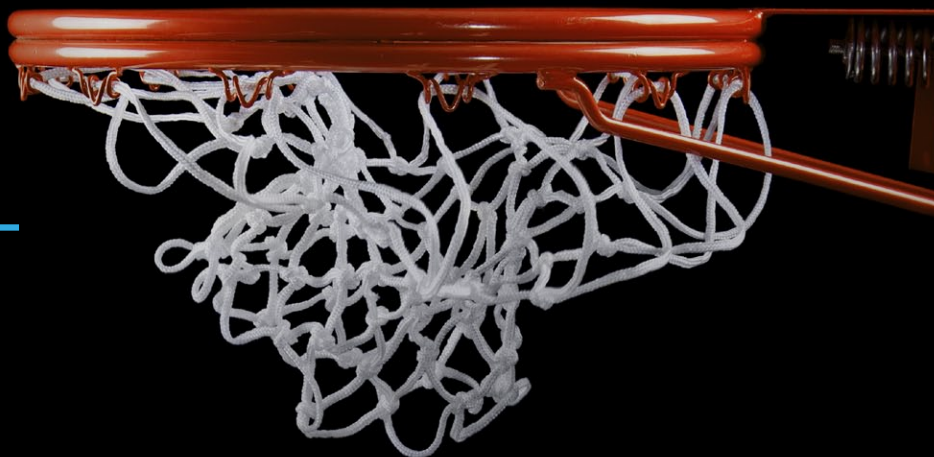
[www.pac-12.org](http://www.pac-12.org)



[pac-12.org](http://pac-12.org)  
[twitter.com/Pac12](https://twitter.com/Pac12)  
[facebook.com/Pac12Conference](https://facebook.com/Pac12Conference)

**PAC12**  
CONFERENCE

**THE PACIFIC LIFE  
PAC-12 BASKETBALL  
TOURNAMENT  
DROPPING INTO LA  
THIS MARCH**



**MARCH 7 - 10, 2012**

**STAPLES CENTER & GALEN CENTER**

**LOS ANGELES, CALIFORNIA**



[pac-12.org/pac12tourney](http://pac-12.org/pac12tourney)  
[www.facebook.com/Pac12](https://www.facebook.com/Pac12)  
[www.twitter.com/Pac12](https://www.twitter.com/Pac12)