



BILLS

2024 MEDIA GUIDE





2024 SCHEDULE

PRESEASON

Saturday, Aug. 10	vs. Chicago	WIVB	1:00 PM
Saturday, Aug. 17	at Pittsburgh	WIVB	7:00 PM
Saturday, Aug. 24	vs. Carolina	WIVB	1:00 PM

REGULAR SEASON

Sunday, Sept. 8	vs. Arizona	CBS	1:00 PM
Thursday, Sept. 12	at Miami	Prime Video	8:15 PM
Monday, Sept. 23	vs. Jacksonville	ESPN	7:30 PM
Sunday, Sept. 29	at Baltimore	NBC	8:20 PM
Sunday, Oct. 6	at Houston	CBS	1:00 PM
Monday, Oct. 14	at NY Jets	ESPN	8:15 PM
Sunday, Oct. 20	vs. Tennessee	CBS	1:00 PM
Sunday, Oct. 27	at Seattle	FOX	4:05 PM
Sunday, Nov. 3	vs. Miami	CBS	1:00 PM
Sunday, Nov. 10	at Indianapolis	CBS	1:00 PM
Sunday, Nov. 17	vs. Kansas City	CBS	4:25 PM
	Bye Week		
Sunday, Dec. 1	vs. San Francisco	NBC	8:20 PM
Sunday, Dec. 8	at LA Rams	FOX	4:25 PM
Sunday, Dec. 15	at Detroit	CBS	4:25 PM
Sunday, Dec. 22	vs. New England	CBS	1:00 PM
Sunday, Dec. 29	vs. NY Jets	CBS	1:00 PM
Jan. 4 or 5	at New England	TBD	TBD

PLAYOFFS

Wild Card Games	January 11-13
Divisional Playoff Games	January 18-19
Championship Games	January 26
Super Bowl LIX (New Orleans, LA)	February 9



BILLS ROSTER

OFFENSE

Quarterback (3)

6 Shane Buechele
11 Mitchell Trubisky
17 Josh Allen

Offensive Line (17)

60 Keaton Bills
61 Gunner Britton
62 Sedrick Van Pran-Granger
63 Kevin Jarvis
64 O'Cyprus Torrence
65 Mike Edwards
66 Connor McGovern
67 Travis Clayton
68 Tylan Grable
70 Alec Anderson
71 La'el Collins
73 Dion Dawkins
74 Ryan Van Demark
75 Richard Gouraige
76 David Edwards
77 Will Clapp
79 Spencer Brown
72 Tommy Doyle (PUP)

Running Back (6)

4 James Cook
20 Frank Gore, Jr.
22 Ray Davis
26 Ty Johnson
37 Darrynton Evans
41 Reggie Gilliam (FB)

Wide Receiver (13)

0 Keon Coleman
1 Curtis Samuel
10 Khalil Shakir
13 Mack Hollins
14 Chase Claypool
16 Xavier Johnson
18 Justin Shorter
19 K.J. Hamler
80 Tyrell Shavers
81 Marquez Valdes-Scantling
82 Lawrence Keys III
87 Andy Isabella
89 Bryan Thompson

Tight End (5)

83 Tre' McKitty
84 Zach Davidson
85 Quintin Morris
86 Dalton Kincaid
88 Dawson Knox

DEFENSE

Edge (10)

40 Von Miller
50 Greg Rousseau
55 David Ugoeogbu
56 Javon Solomon
57 A.J. Epenesa
59 Kingsley Jonathan
94 Dawuane Smoot
96 Kameron Cline
97 Rondell Bothroyd
99 Casey Toohill

Defensive Tackle (8)

51 Eli Anku
53 Branson Deen
61 Gable Steveson
90 DeWayne Carter
91 Ed Oliver
92 DaQuan Jones
93 DeShawn Williams
98 Austin Johnson

Linebacker (9)

42 Dorian Williams
43 Terrel Bernard
44 Joe Andreesen
45 Deion Jones
48 Edefuan Ulofoshio
49 Shayne Simon
52 Nicholas Morrow
54 Baylon Spector
58 Matt Milano

Defensive Backs (16)

3 Damar Hamlin
5 Kaiir Elam
7 Taron Johnson
9 Taylor Rapp
21 Mike Edwards
24 Cole Bishop
25 Daequan Hardy
29 Dee Delaney
31 Rasul Douglas
32 Kyron Brown
33 Te'Cory Couch
36 Kendall Williamson
38 Keni-H Lovely
39 Cam Lewis
46 Ja'Marcus Ingram
47 Christian Benford

SPECIALISTS

Specialists (4)

2 Tyler Bass
8 Sam Martin
30 Jack Browning
69 Reid Ferguson

HOW THEY WERE ACQUIRED

2016 Reid Ferguson UDFA
2017 Dion Dawkins D2b
Matt Milano D5a
2018 Josh Allen D1a
Taron Johnson D4
Ed Oliver D1
2019 Dawson Knox D3b
Cam Lewis UDFA
2020 A.J. Epenesa D2
Tyler Bass D6a
Reggie Gilliam UDFA
2021 Greg Rousseau D1
Spencer Brown D3
Tommy Doyle (PUP) D5
Damar Hamlin D6b
Quintin Morris UDFA
2022 DaQuan Jones FA
Von Miller FA
Kaiir Elam D1
James Cook D2
Terrel Bernard D3
Khalil Shakir D5
Christian Benford D6b
Baylon Spector UDFA
Alec Anderson UDFA
Ja'Marcus Ingram UDFA
Sam Martin FA
Zach Davidson FA
Ryan Van Demark FA
Kingsley Jonathan FA
2023 Connor McGovern FA
David Edwards FA
Taylor Rapp FA
Kevin Jarvis FA
Dalton Kincaid D1
O'Cyprus Torrence D2
Dorian Williams D3
Justin Shorter D5
Kameron Cline W-Ind
Richard Gouraige UDFA
Tyrell Shavers UDFA
Bryan Thompson UDFA
Kyron Brown FA
Andy Isabella FA
Ty Johnson FA
Shane Buechele FA
Eli Anku FA
2024 Rasul Douglas T-GB
Tre' McKitty FA
K.J. Hamler FA
Kendall Williamson FA
Darrynton Evans FA
Mitchell Trubisky FA
Mack Hollins FA
Nicholas Morrow FA
Curtis Samuel FA
Casey Toohill FA
Mike Edwards (S) FA
Will Clapp FA
Austin Johnson FA
DeShawn Williams FA
La'el Collins FA
Keon Coleman D2a
Cole Bishop D2b
DeWayne Carter D3
Ray Davis D4
Sedrick Van Pran-Granger D5a
Edefuan Ulofoshio D5b
Javon Solomon D5c
Tylan Grable D6a
Daequan Hardy D6b
Travis Clayton D7
Deion Jones FA
Chase Claypool FA
Dawuane Smoot UDFA
Keaton Bills UDFA
Rondell Bothroyd UDFA
Gunner Britton UDFA
Jack Browning UDFA
Te'Cory Couch UDFA
Branson Deen UDFA
Mike Edwards (OL) UDFA
Frank Gore, Jr. UDFA
Xavier Johnson UDFA
Lawrence Keys III UDFA
Keni-H Lovely UDFA
David Ugoeogbu UDFA
Joe Andreesen UDFA
Marquez Valdes-Scantling FA
Dee Delaney UDFA
Gable Steveson UDFA
Shayne Simon UDFA

BY DRAFT ROUND

1 Von Miller DEN 2011
Mitchell Trubisky CHI 2017
BUF 2018
Ed Oliver BUF 2019
Greg Rousseau BUF 2021
Kagir Elam BUF 2022
Dalton Kincaid BUF 2023
2 Austin Johnson TEN 2016
Deion Jones ATL 2016
Curtis Samuel CAR 2017
Dion Dawkins BUF 2017
Taylor Rapp LAR 2019
Andy Isabella ARZ 2019
K.J. Hamler DEN 2020
Chase Claypool PIT 2020
A.J. Epenesa BUF 2020
James Cook BUF 2022
O'Cyprus Torrence BUF 2022
Keon Coleman BUF 2024
Cole Bishop BUF 2024
3 Dawuane Smoot JAX 2017
Rasul Douglas PHI 2017
Connor McGovern DAL 2019
Dawson Knox BUF 2019
Mike Edwards (S) TEN 2020
Darrynton Evans BUF 2021
Tre' McKitty LAC 2021
Terrel Bernard BUF 2022
Dorian Williams BUF 2023
DeWayne Carter BUF 2024
4 DaQuan Jones TEN 2014
Mack Hollins PHI 2017
Taron Johnson BUF 2018
Ray Davis BUF 2024
5 Sam Martin DET 2013
Matt Milano BUF 2017
Marquez Valdes-Scantling GB 2018
David Edwards LAR 2019
Tommy Doyle (PUP) BUF 2021
Zach Davidson MIN 2021
Khalil Shakir BUF 2022
Justin Shorter BUF 2023
Sedrick Van Pran-Granger BUF 2024
Edefuan Ulofoshio BUF 2024
Javon Solomon BUF 2024
6 Ty Johnson DET 2019
Tyler Bass BUF 2020
Damar Hamlin BUF 2021
Christian Benford BUF 2022
Tylan Grable BUF 2024
Daequan Hardy BUF 2024
7 Will Clapp NO 2018
Casey Toohill WAS 2020
Baylon Spector BUF 2022
Kendall Williamson CHI 2023
Travis Clayton BUF 2024
UDFA La'el Collins DAL 2015
DeShawn Williams CIN 2015
Reid Ferguson BUF 2016
Eli Anku HOU 2021
Nicholas Morrow OAK 2017
Dee Delaney JAX 2018
Cam Lewis BUF 2019
Kyron Brown NYJ 2019
Reggie Gilliam BUF 2020
Kameron Cline IND 2020
Quintin Morris BUF 2021
Shane Buechele KC 2021
Alec Anderson BUF 2022
Ja'Marcus Ingram BUF 2022
Kingsley Jonathan BUF 2022
Ryan Van Demark IND 2022
Kevin Jarvis DET 2022
Richard Gouraige BUF 2023
Tyrell Shavers BUF 2023
Bryan Thompson BUF 2023
Keaton Bills BUF 2024
Rondell Bothroyd BUF 2024
Gunner Britton BUF 2024
Jack Browning BUF 2024
Te'Cory Couch BUF 2024
Branson Deen BUF 2024
Mike Edwards (OL) BUF 2024
Frank Gore, Jr. BUF 2024
Xavier Johnson BUF 2024
Lawrence Keys III BUF 2024
Keni-H Lovely BUF 2024
David Ugoeogbu BUF 2024
Joe Andreesen BUF 2024
Gable Steveson BUF 2024
Shayne Simon BUF 2024



ALPHABETICAL ROSTER

NO.	NAME	POS	HT	WT	DOB	EXP	COLLEGE	HOMETOWN	HOW ACQ.
17	Allen, Josh	QB	6-5	237	5/21/1996	7	Wyoming	Firebaugh, CA	D1-a-18
70	Anderson, Alec	T	6-5	305	10/3/1999	2	UCLA	Fontana, CA	UDFA-22
44	Andressens, Joe	LB	6-0	240	2/7/2000	R	Buffalo	Lancaster, NY	UDFA-24
51	Ankou, Eli	DT	6-3	325	6/8/1994	6	UCLA	Orleans, ONT, Canada	FA-23
2	Bass, Tyler	K	5-10	183	2/14/1997	5	Georgia Southern	Columbia, SC	D6-20
47	Benford, Christian	CB	6-1	205	9/21/2000	3	Villanova	Randalstown, MD	D6b-22
43	Bernard, Terrel	LB	6-1	224	5/7/1999	3	Baylor	La Porte, TX	D3-22
60	Bills, Keaton	G	6-4	321	5/22/1998	R	Utah	Draper, UT	UDFA-24
24	Bishop, Cole	S	6-2	206	10/24/2002	R	Utah	Peachtree City, GA	D2-24
97	Bothroyd, Rondell	DE	6-2	277	1/8/2000	R	Oklahoma	Storrs, CT	UDFA-24
61	Britton, Gunner	G	6-6	302	2/29/2000	R	Auburn	Conway, SC	UDFA-24
32	Brown, Kyrin	CB	6-1	195	5/26/1996	2	Akron	Boynton Beach, FL	FA-23
79	Brown, Spencer	T	6-8	311	2/28/1998	4	Northern Iowa	Lenox, IA	D3-21
30	Browning, Jack	P	5-11	190	11/14/2001	R	San Diego	Lakeside, CA	UDFA-24
6	Buechele, Shane	QB	6-0	210	1/8/1998	R	SMU	Arlington, TX	FA-23
90	Carter, DeWayne	DT	6-2	302	12/10/2000	R	Duke	Pickerington, OH	D3-24
14	Clapp, Will	C/G	6-4	311	12/10/1995	7	LSU	New Orleans, LA	FA-24
17	Claypool, Chase	WR	6-4	238	7/7/1998	5	Notre Dame	Abbotsford, BC, Canada	FA-24
96	Cline, Kameron	DE	6-4	303	2/17/2001	R	San Diego	Basingstoke, UK	D7-24
0	Coleman, Keon	DE	6-4	275	2/19/1998	1	South Dakota	San Diego, CA	W-23 (IND)
71	Collins, La'e	WR	6-3	213	5/17/2003	R	Florida State	Opelousas, LA	D2-24
4	Cook, James	OL	6-4	315	7/26/1993	9	LSU	Baton Rouge, LA	FA-24
33	Couch, Te'Cory	RB	5-11	190	9/25/1999	3	Georgia	Miami, FL	D2-22
84	Davidson, Zach	CB	5-10	185	9/6/1999	R	Miami (FL)	Hollywood, FL	UDFA-24
22	Davis, Ray	TE	6-7	251	7/15/1998	2	Central Missouri	Webb City, MO	FA-22
73	Dawkins, Dion	RB	5-8	211	11/20/1999	R	Kentucky	Blairstown, NJ	D4-24
53	Deen, Branson	T	6-5	320	4/26/1994	8	Temple	Rahway, NJ	D2b-17
29	Delaney, Dee	DT	6-1	298	2/12/2000	R	Miami (FL)	Indianapolis, IN	UDFA-24
31	Douglas, Rasul	S	5-11	200	2/20/1995	4	Miami (FL)	Seabrook, SC	FA-24
76	Edwards, David	CB	6-2	209	8/29/1994	8	West Virginia	East Orange, NJ	TR-23 (GB)
65	Edwards, Mike	G	6-6	308	3/20/1997	6	Wisconsin	Downers Grove, IL	FA-23
21	Edwards, Mike	S	5-10	205	5/18/1996	6	Kentucky	Cincinnati, OH	FA-24
57	Elam, Kairi	G	6-5	363	11/10/1998	R	Campbell	Fayetteville, NC	UDFA-24
5	Epenesa, A.J.	CB	6-2	200	5/5/2001	3	Florida	Rivera Beach, FL	D1-22
37	Evans, Darrynthon	DE	6-6	260	9/15/1998	5	Iowa	Edwardsville, IL	D2-20
69	Ferguson, Reid	RB	5-10	203	7/9/1998	4	Appalachian State	New Smyrna Beach, FL	FA-24
41	Gilliam, Reggie	LS	6-2	235	3/24/1994	8	LSU	Buford, GA	FA-16
20	Gore Jr., Frank	FB	6-0	244	8/20/1997	5	Toledo	Galloway, OH	UDFA-20
75	Gouraigne, Richard	RB	5-8	201	3/13/2002	R	Southern Miss	Miami, FL	UDFA-24
68	Grable, Tylan	T	6-5	306	10/15/1998	1	Florida	Tampa, FL	UDFA-23
19	Hamler, K.J.	T	6-5	313	10/4/1999	R	Central Florida	Gordon, GA	D6-24
25	Hamlin, Damar	WR	5-9	178	7/4/1999	4	Penn State	Pontiac, MI	FA-24
23	Hardy, Daquan	S	6-0	200	3/28/1998	4	Pittsburgh	McKees Rock, PA	D6b-21
13	Hollins, Mack	CB	5-9	179	6/13/2001	R	Penn State	Pittsburgh, PA	D6-24
46	Ingram, Ja'Marcus	WR	6-4	221	9/16/1993	8	North Carolina	Rockville, MD	FA-24
87	Isabella, Andy	CB	6-2	190	9/2/1997	1	Buffalo	Dallas, TX	UDFA-22
63	Jarvis, Kevin	WR	5-9	188	11/18/1996	5	Massachusetts	Mayfield, OH	FA-23
98	Johnson, Austin	OL	6-6	325	12/22/1998	1	Michigan State	Park Ridge, IL	FA-23
7	Johnson, Taron	DT	6-4	314	5/8/1994	9	Penn State	Richland, NJ	FA-24
26	Johnson, Ty	CB	5-11	192	7/27/1996	7	Weber State	Sacramento, CA	D4-18
16	Johnson, Xavier	RB	5-10	210	9/17/1997	5	Maryland	Cumtander, MD	FA-23
59	Jonathan, Kingsley	WR	6-1	204	5/11/1999	R	Ohio State	Cincinnati, OH	UDFA-24
92	Jones, DaQuan	DE	6-4	260	4/28/1998	3	Syracuse	Baltimore, MD	FA-22
45	Jones, Deion	DT	6-4	320	12/27/1991	11	Penn State	Johnston City, NY	FA-22
82	Jones III, Lawrence	LB	6-1	222	11/4/1994	9	LSU	New Orleans, LA	FA-24
86	Kincaid, Dalton	WR	5-9	171	12/9/1999	8	Tulane	New Orleans, LA	UDFA-24
88	Knox, Dawson	TE	6-3	246	10/18/1999	2	Utah	Las Vegas, NV	D1-23
39	Lewis, Cam	TE	6-4	254	11/14/1996	6	Mississippi	Brentwood, TN	D3b-19
38	Lovely, Keni-H	DB	5-9	183	4/13/1997	5	Buffalo	Detroit, MI	UDFA-19
8	Martin, Sam	CB	5-10	182	5/12/2000	R	Western Michigan	Delray Beach, FL	UDFA-24
66	McGovern, Connor	P	6-1	211	2/27/1990	12	Appalachian State	Fayetteville, PA	FA-23
83	McKitty, Tre	G	6-6	318	11/3/1997	6	Penn State	Larksville, GA	FA-22
58	Milano, Matt	TE	6-4	246	1/12/1999	3	Georgia	Bradenton, FL	FA-23
40	Miller, Von	LB	6-0	223	7/28/1994	8	Boston College	Orlando, FL	D5a-17
85	Morris, Quintin	LB	6-3	250	3/26/1989	14	Texas A&M	Desoto, TX	FA-22
52	Morrow, Nicholas	TE	6-2	252	1/21/1999	3	Richmond	Richmond, TX	UDFA-21
91	Rapp, Taylor	LB	6-0	225	10/10/1995	7	Greenville	Huntsville, AL	FA-24
50	Rousseau, Greg	S	6-0	225	12/15/1997	6	Houston	Houston, TX	D1-19
1	Samuel, Curtis	OL	6-1	287	12/22/1997	6	Washington	Wallingham, WA	FA-23
10	Shakir, Khalil	WR	5-9	208	12/22/1997	6	Miami (FL)	Hiatach, WA	D1-21
80	Shavers, Tyrell	DE	6-6	266	4/5/2000	4	Miami (FL)	Hiatach, WA	D1-21
18	Shorter, Justin	WR	5-11	195	8/11/1996	8	Ohio State	Brooklyn, NY	FA-24
49	Simon, Shayne	WR	6-0	190	2/3/2000	3	Boise State	Murrieta, CA	D5-22
94	Smoat, Dawuane	WR	6-4	211	8/18/1999	1	San Diego State	Lewisville, TX	UDFA-23
56	Solomon, Jayon	WR	6-4	229	4/17/2000	2	Florida	Monmouth Junction, NJ	D5-23
61	Spector, Baylon	LB	6-3	233	3/14/2000	R	Pittsburgh	West Orange, NJ	UDFA-24
89	Stevens, Gable	DE	6-3	275	3/2/1995	8	Illinois	Groveport, OH	FA-24
99	Thompson, Bryan	DE	6-1	246	1/17/2001	R	Troy	Tallahassee, FL	D5-24
64	Toohill, Casey	LB	6-0	233	10/20/1998	3	Clemson	Calhoun, GA	D7-22
11	Torrence, O'Cyrrus	LB	6-0	280	5/31/2000	R	Minnesota	Apple Valley, MN	UDFA-24
6	Trubisky, Mitchell	DT	6-1	195	4/7/1999	1	Arizona State	Moreno Valley, CA	UDFA-23
55	Ugwoegbu, David	DE	6-5	250	8/21/1996	5	Stanford	San Diego, CA	FA-24
48	Ulofoshio, Edefuan	G	6-5	330	1/20/2000	2	Florida	Greensburg, LA	D2-23
74	Valdes-Scantling, Marquez	QB	6-2	220	8/20/1994	8	North Carolina	Mentor, OH	FA-24
81	Van Demark, Ryan	DE	6-3	250	9/13/2000	R	Houston	Katy, TX	UDFA-24
93	Van Pran-Granger, Sedrick	LB	6-0	239	1/23/2000	R	Washington	Las Vegas, NV	D5-24
62	Williams, DeShawn	WR	6-4	206	10/10/1994	7	South Florida	St. Petersburg, FL	FA-24
92	Williams, Dorian	T	6-6	307	3/22/1998	2	Connecticut	Princeton, NJ	FA-22
42	Williamson, Kendall	C/G	6-4	315	10/23/2001	R	Georgia	New Orleans, LA	D5-24
36	Reserve/PUP	DT	6-1	295	12/29/1992	6	Clemson	Central, SC	FA-24
72	Doyle, Tommy	LB	6-1	228	6/28/2001	2	Tulane	Indian Land, SC	D3-23
		S	6-0	203	8/24/2000	1	Stanford	Snellville, GA	FA-24
		T	6-8	320	5/6/1998	4	Miami (OH)	Edina, MN	D5-21



NUMERICAL ROSTER

NO.	NAME	POS	HT	WT	AGE	EXP	COLLEGE	HOMETOWN	HOW ACO.
0	Keon Coleman	WR	6-3	213	21	R	Florida State	Opelousas, LA	D2-24
1	Curtis Samuel	WR	5-11	195	27	8	Ohio State	Brooklyn, NY	FA-24
2	Tyler Bass	K	5-10	183	27	5	Georgia Southern	Columbia, SC	D6-20
3	Damar Hamlin	S	6-0	200	26	4	Pittsburgh	McKees Rocks, PA	D6-21
4	James Cook	RB	5-11	190	24	3	Georgia	Miami, FL	D2-22
5	Kairi Elam	CB	6-2	200	23	3	Florida	Riviera Beach, FL	D1-22
6	Shane Buechele	QB	6-0	210	26	1	SMU	Arlington, TX	FA-23
7	Taron Johnson	CB	5-11	192	27	7	Weber State	Sacramento, CA	D4-18
8	Sam Martin	P	6-1	211	34	12	Appalachian State	Fayetteville, GA	FA-22
9	Taylor Rapp	S	6-0	208	26	6	Washington	Bellingham, WA	FA-23
10	Khalil Shakir	WR	6-0	190	24	3	Boise State	Murrieta, CA	D5-22
11	Mitchell Trubisky	QB	6-2	220	29	8	North Carolina	North Carolina	FA-24
13	Mack Hollins	WR	6-4	221	30	5	North Carolina	Rockville, MD	FA-24
14	Chase Claypool	WR	6-4	238	26	5	Notre Dame	Abbotsford, BC, Canada	FA-24
16	Xavier Johnson	WR	6-1	204	25	R	Ohio State	Cincinnati, OH	UDFA-24
17	Josh Allen	QB	6-5	237	28	7	Wyoming	Firebaugh, CA	D1-18
18	Justin Shorter	WR	6-4	229	24	2	Florida	Monmouth Junction, NJ	D5-23
19	K.J. Hamler	WR	5-9	178	25	4	Penn State	Pontiac, MI	FA-24
20	Frank Gore Jr.	RB	5-8	201	22	R	Southern Miss	Miami, FL	UDFA-24
21	Mike Edwards	S	5-10	205	28	6	Kentucky	Cincinnati, OH	FA-24
22	Roy Davis	RB	5-8	211	24	R	Kentucky	Blairstown, NJ	D4-24
24	Cole Bishop	S	6-2	206	21	R	Utah	Peachtree City, GA	D2-24
25	Daequan Hardy	CB	5-9	179	23	R	Penn State	Pittsburgh, PA	D6-24
26	Ty Johnson	RB	5-10	210	26	5	Maryland	Cumberland, MD	FA-23
29	Dee Delaney	S	5-11	200	29	4	Miami (FL)	Seabrook, SC	FA-24
30	Jack Browning	P	5-11	190	22	R	San Diego	Lakeside, CA	UDFA-24
31	Rasul Douglas	CB	6-2	209	29	8	West Virginia	East Orange, NJ	TR-23 (GB)
32	Kyron Brown	CB	6-1	195	28	2	Akron	Boynton Beach, FL	FA-23
33	Te'Cory Couch	CB	5-10	185	24	R	Miami (FL)	Hollywood, FL	UDFA-24
36	Kendall Williamson	S	6-0	203	23	1	Stanford	Snellville, GA	FA-24
37	Darrynton Evans	RB	5-10	203	26	4	Appalachian State	New Smyrna Beach, FL	FA-24
38	Keni-H Lovely	CB	5-10	182	24	R	Western Michigan	Delray Beach, FL	UDFA-24
39	Cam Lewis	DB	5-9	183	27	5	Buffalo	Detroit, MI	UDFA-19
40	Von Miller	LB	6-3	250	35	14	Texas A&M	Desoto, TX	FA-22
41	Reggie Gilliam	FB	6-0	244	26	5	Toledo	Gallogay, OH	UDFA-20
42	Dorian Williams	LB	6-1	228	23	2	Tulane	Indian Land, SC	D3-23
43	Terrel Bernard	LB	6-1	224	25	3	Baylor	La Porte, TX	D3-22
44	Joe Andreesen	LB	6-0	240	24	R	Buffalo	Lancaster, NY	UDFA-24
45	Deion Jones	LB	6-1	222	29	9	LSU	New Orleans, LA	FA-24
46	Ja'Marcus Ingram	CB	6-2	190	26	1	Buffalo	Dallas, TX	UDFA-22
47	Christian Benford	CB	6-1	205	26	3	Villanova	Randallstown, MD	D6-22
48	Edehlan Uloahshio	LB	6-0	239	24	R	Washington	Las Vegas, NV	D5-24
49	Shayne Simon	LB	6-3	233	24	R	Pittsburgh	West Orange, NJ	UDFA-24
50	Greg Rousseau	DE	6-6	266	24	4	Miami	Hialeah, FL	D1-21
51	Eli Ankou	DT	6-3	325	30	6	UCLA	Orleans, ONT, Canada	FA-23
52	Nicholas Morrow	LB	6-0	225	29	7	Greenville	Huntsville, AL	FA-24
53	Branson Deen	DT	6-1	298	24	R	Miami (FL)	Indianapolis, IN	UDFA-24
54	Baylon Spector	LB	6-0	233	25	3	Clemson	Calhoun, GA	D7-22
55	David Ugowoegbu	DE	6-3	250	23	R	Houston	Katy, TX	UDFA-24
56	Jayon Solomon	DE	6-1	246	23	R	Troy	Tallahassee, FL	D5-24
57	A.J. Epenesa	DE	6-6	260	25	5	Iowa	Edwardsville, IL	D2-20
58	Matt Milano	LB	6-0	223	29	8	Boston College	Orlando, FL	D5a-17
59	Kingsley Jonathan	DE	6-4	260	26	3	Syracuse	Baltimore, MD	FA-22
60	Keaton Bills	G	6-4	321	26	R	Utah	Draper, UT	UDFA-24
61	Gunner Britton	G	6-6	302	24	R	Auburn	Conway, SC	UDFA-24
61	Gable Steveson	DT	6-0	280	24	R	Minnesota	Apple Valley, MN	UDFA-24
62	Sedrick Van Pran-Granger	C/G	6-4	315	22	R	Georgia	New Orleans, LA	D5-24
63	Kevin Jarvis	OL	6-6	325	25	1	Michigan State	Park Ridge, IL	FA-23
64	O'Cyrrus Torrence	G	6-5	330	24	2	Florida	Greensburg, LA	D2-23
65	Mike Edwards	G	6-5	363	25	R	Campbell	Fayetteville, NC	UDFA-24
66	Connor McGovern	G	6-6	318	26	6	Penn State	Larsville, PA	FA-23
67	Travis Clayton	T	6-5	303	23	R	Penn State	Basingstoke, UK	D7-24
68	Tejlan Grable	T	6-5	313	24	R	Central Florida	Gordon, GA	D6-24
69	Reid Ferguson	LS	6-2	235	30	8	LSU	Buford, GA	FA-16
70	Alec Anderson	T	6-5	305	24	2	UCLA	Fontana, CA	UDFA-22
71	Latel Collins	OL	6-4	315	30	6	LSU	Baton Rouge, LA	FA-24
73	Dion Dawkins	T	6-5	320	30	8	Temple	Rahway, NJ	D2b-17
74	Ryan Van Demark	T	6-6	307	26	2	Connecticut	Princeton, NJ	FA-22
75	Richard Gougeau	T	6-5	306	25	1	Florida	Tampa, FL	UDFA-23
76	David Edwards	G	6-6	308	27	6	Wisconsin	Downers Grove, IL	FA-23
77	Will Clapp	C/G	6-5	311	28	7	LSU	New Orleans, LA	FA-24
79	Spencer Brown	T	6-8	311	26	4	Northern Iowa	Lenox, IA	D3-21
80	Tyrell Shavers	WR	6-4	211	24	1	San Diego State	Lewisville, TX	UDFA-23
81	Marquez Valdes-Scantling	WR	6-4	206	29	7	South Florida	St. Petersburg, FL	FA-24
82	Lawrence Keys III	WR	5-9	171	24	R	Tulane	New Orleans, LA	UDFA-24
83	Tre' McKitty	TE	6-4	246	25	3	Georgia	Bradenton, FL	FA-23
84	Zach Davidson	TE	6-7	251	26	2	Central Missouri	Webb City, MO	FA-22
85	Quintin Morris	TE	6-2	243	25	3	Bowling Green	Fort Bend County, TX	UDFA-21
86	Dalton Kincaid	TE	6-3	246	24	2	Utah	Las Vegas, NV	D1-23
87	Andy Isabella	WR	5-9	188	27	5	Massachusetts	Mayfield, OH	FA-23
88	Dawson Knox	TE	6-4	254	27	6	Mississippi	Brentwood, TN	D3b-19
89	Bryan Thompson	WR	6-1	195	25	1	Arizona State	Moreno Valley, CA	UDFA-23
90	DeWayne Carter	DT	6-2	302	23	R	Duke	Pickerington, OH	D3-24
91	Ed Oliver	DT	6-1	287	26	6	Houston	Houston, TX	D1-19
92	DaQuan Jones	DT	6-4	320	32	1	Penn State	Johnson City, NY	FA-22
93	DeShawn Williams	DT	6-1	295	31	6	Clemson	Central, SC	FA-24
94	Dawuane Smoot	DE	6-3	275	29	8	Illinois	Groveport, OH	FA-24
96	Ramone Cline	DE	6-4	275	26	1	South Dakota	San Diego, CA	W-23 (IIND)
97	Rondell Boldroyd	DT	6-2	277	24	R	Oklahoma	Storrs, CT	UDFA-24
98	Austin Johnson	DT	6-4	314	30	9	Penn State	Richland, NJ	FA-24
99	Cassidy Toohill	DE	6-5	250	27	5	Stanford	San Diego, CA	FA-24
Reserve/PUP									
72	Tommy Doyle	T	6-8	320	26	4	Miami (OH)	Edina, MN	D5-21



2024 PERSONNEL MOVES

- **January 22** – Signed to reserve/future contracts: CB Kyron Brown, DE Kameron Cline, OL Richard Gouuraige, WR K.J. Hamler, CB Ja'Marcus Ingram, WR Andy Isabella, OL Kevin Jarvis, TE Tre' McKitty, WR Tyrell Shavers, WR Bryan Thompson, and S Kendall Williamson.
- **January 23** – Signed to reserve/future contracts: DT Eli Ankou, RB Darrynton Evans, and QB Shane Buechele.
- **January 28** – Joe Brady named offensive coordinator.
- **January 30** – Bobby Babich named defensive coordinator.
- **February 2** – Al Holcomb named linebackers coach and Marcus West named defensive line coach.
- **February 7** – Jahmile Addae named cornerbacks coach, Ronald Curry named quarterbacks coach, and Christian Taylor named defensive quality control coach.
- **February 8** – Matt Edwards named assistant defensive line coach.
- **February 12** – DJ Mangas named offensive quality control coach.
- **February 14** – Scott Booker named senior defensive assistant/nickel coach.
- **March 4** – Agreed to terms on trade that sent OL Ryan Bates to Chicago for a 5th round pick in 2024.
- **March 6** – Signed OL David Edwards to a two-year contract. Signed P Matt Haack to a one-year contract. Released S Jordan Poyer, C Mitch Morse, DB Siran Neal, WR Deonte Harty and RB Nyheim Hines.
- **March 7** – Signed QB Mitchell Trubisky to a two-year contract.
- **March 8** – Signed S Taylor Rapp to a three-year contract. Signed TE Quintin Morris to a one-year contract.
- **March 11** – Agreed to terms on a 3-year contract with T Dion Dawkins through 2027. Agreed to terms on a 2-year contract with DB Cam Lewis. Agreed to terms on a 2-year contract with DE A.J. Epenesa.
- **March 12** – Agreed to terms on a 2-year contract with DT DaQuan Jones.
- **March 13** – Released CB Tre'Davious White.
- **March 14** – Signed WR Mack Hollins and LB Nicholas Morrow each to a one-year contract.
- **March 15** – Signed WR Curtis Samuel to a three-year contract.
- **March 18** – Signed CB Taron Johnson to a three-year contract extension through 2027.
- **March 19** – Named Pete Guelli Chief Operating Officer. Signed RB Ty Johnson to a one-year contract. Signed DE Casey Toohill to a one-year contract.
- **March 20** – Signed S Mike Edwards to a one-year contract.
- **March 22** – Signed C/G Will Clapp to a one-year contract.
- **March 28** – Signed DT Austin Johnson to a one-year contract. Signed DT DeShawn Williams to a one-year contract.
- **April 3** – Agreed to terms that sent WR Stefon Diggs, a 2024 6th round pick, and a 2025 5th round pick to Houston for a 2025 2nd round pick.
- **April 9** – Signed OL La'el Collins to a one-year contract.
- **April 25** – Traded a 1st round pick (28th overall), a 4th round pick (133rd overall) and a 7th round pick (248th overall) to Kansas City for a 1st round pick (32nd overall), a 3rd round pick (95th overall) and a 7th round pick (221st overall). Traded a 1st round pick (32nd overall) and a 6th round pick (200th overall) to Carolina for 2nd round pick (33rd overall) and a 5th round pick (141st overall).
- **April 26** – Selected WR Keon Coleman in the 2nd round (33rd overall). Selected S Cole Bishop in the 2nd round (60th overall). Selected DT DeWayne Carter in the 3rd round (95th overall).
- **April 27** – Selected RB Ray Davis in the 4th round (128th overall). Selected C/G Sedrick Van Pran-Granger in the 5th round (141st overall). Traded a 5th round pick (144th overall) to Chicago for a 4th round pick in 2025. Selected LB Edefuan Ulofoshio in the 5th round (160th overall). Traded a 5th round pick (163rd overall) to Green Bay for a 5th round pick (168th overall) and a 6th round pick (219th overall). Selected DE Javon Solomon in the 5th round (168th overall). Selected T Tylan Grable in the 6th round (204th overall). Selected CB Daequan Hardy in the 6th round (219th overall). Selected T Travis Clayton in the 7th round (221st overall).
- **April 29** – Signed WR Quintez Cephus to a one-year contract. Exercised the 5th-year option on the contract of DE Greg Rousseau.
- **May 3** – Signed LB Deion Jones, WR Chase Claypool and DE Dawuane Smoot each to a one-year contract.
- **May 9** – Signed T Travis Clayton (7th round pick) to a four-year contract.



2024 PERSONNEL MOVES

- **May 9** – Signed the following undrafted rookie free agents: G Keaton Bills, DE Rondell Bothroyd, G Gunner Britton, P Jack Browning, CB Te’Cory Couch, DT Branson Deen, G Mike Edwards, RB Frank Gore, Jr., WR Xavier Johnson, WR Lawrence Keys III, CB Ken-H Lovely, DE David Ugwoegbu.
- **May 11** – Signed undrafted rookie free agent LB Joe Andreessen.
- **May 14** – Signed WR Marquez Valdes-Scantling to a one-year contract.
- **May 16** – Signed S Dee Delaney to a one-year contract. Released WR Quintez Cephus.
- **May 31** – Signed undrafted rookie free agent DT Gable Steveson. Released P Matt Haack.
- **June 4** – Signed the following 2024 draft picks to a four-year contract: S Cole Bishop, DT DeWayne Carter, RB Ray Davis, C/G Sedrick Van Pran-Granger, LB Edefuan Ulofoshio, DE Javon Solomon, T Tylan Grable, and CB Daequan Hardy. Signed undrafted rookie free agent LB Shayne Simon. T Tommy Doyle was waived/failed physical and reverted back to the Reserve/PUP list.
- **June 12** – Signed 2nd round pick WR Keon Coleman to a four-year contract.



2023 SNAP COUNTS

OFFENSE		NYJ	LV	WAS	MIA	JAX	NYG	NE	TB	CIN	DEN	NYJ	PHI	KC	DAL	LAC	NE	MIA	TOT	PCT
TOTAL PLAYS		69	78	68	58	60	61	71	69	58	54	76	95	77	68	55	69	78	1164	
QB	Josh Allen	69	74	57	50	60	59	71	69	58	54	72	95	77	61	55	67	78	1126	97%
	Kyle Allen	DNP	4	11	8	DNP	2	DNP	DNP	DNP	DNP	4	DNP	DNP	7	DNP	2	DNP	38	3%
RB	James Cook	41	46	42	23	37	30	37	46	32	25	35	41	34	38	41	38	48	634	54%
	Lataavius Murray	16	18	17	19	11	30	32	23	26	28	24	42	25	14	7	19	1A	351	30%
	Reggie Gilliam	4	9	10	10	7	5	4	2	0	1	5	6	10	14	2	4	6	99	9%
	Ty Johnson	PS	PS	PS	PS	PS	PS	1	0	0	1	16	11	16	20	1A	13	13	91	8%
	Damien Harris	9	14	9	16	11	1	IR	IR	IR	IR	IR	IR	IR	IR	IR	IR	IR	IR	60
Leonard Fournette	X	X	X	X	X	X	X	X	PS	PS	PS	PS	PS	PS	PS	10	PS	16	26	2%
WR	Gabe Davis	65	58	52	42	54	54	68	68	54	53	67	91	63	49	47	63	18	966	83%
	Stefon Diggs	58	68	45	44	52	57	62	68	55	53	61	87	61	31	33	45	69	949	82%
	Khalil Shakir	7	12	16	16	19	24	24	45	41	41	56	76	47	33	32	55	60	604	52%
	Trent Sherfield	11	32	31	27	11	22	16	22	21	9	10	19	15	39	33	19	55	392	34%
	Deonte Harty	15	15	13	15	15	10	19	6	3	4	14	1A	3	2	4	3	14	155	13%
Andy Isabella	PS	PS	PS	PS	PS	PS	PS	0	PS	PS	PS	2	PS	PS	PS	PS	PS	2	0%	
TE	Dalton Kincaid	55	47	35	30	32	1A	43	58	52	41	51	58	60	33	23	38	43	699	60%
	Dawson Knox	58	55	41	29	42	46	45	IR	IR	IR	IR	IR	36	42	26	30	37	487	42%
	Quintin Morris	6	15	19	15	6	18	1A	1A	2	14	29	25	7	18	2	7	2	185	16%
OFFENSIVE LINE	O'Cyrus Torrence	69	78	68	58	60	61	71	69	58	54	76	95	77	68	55	69	78	1164	100%
	Spencer Brown	69	78	68	58	60	58	71	69	58	54	76	95	77	68	55	69	78	1161	100%
	Connor McGovern	69	74	63	50	60	61	71	69	58	54	72	95	77	61	55	69	78	1136	98%
	Mitch Morse	69	72	60	50	60	61	71	69	58	54	72	95	77	61	55	67	78	1129	97%
	Dion Dawkins	69	74	59	50	59	61	71	69	58	54	72	95	76	61	55	67	70	1120	96%
	David Edwards	0	5	15	12	3	8	4	7	4	0	16	17	8	14	15	11	9	148	13%
	Ryan Van Demark	DNP	4	9	8	1	3	0	0	DNP	DNP	4	DNP	1	7	DNP	2	8	47	4%
	Ryan Bates	0	6	8	8	0	0	0	0	0	0	4	0	0	7	0	2	0	35	3%
Alec Anderson	1A	1A	1A	1A	1A	1A	1A	1A	1A	1A	1A	1A	1A	1A	1A	1A	1A	1A	0	0%
Germain Ifedi	1A	1A	1A	1A	1A	1A	1A	1A	1A	1A	1A	1A	1A	1A	1A	1A	PS	PS	0	0%

PLAYOFFS:

Pittsburgh (67 plays)
 Dawkins, Torrence, Brown, Morse, J.Allen (67), McGovern (66), Diggs (56), Shakir (45), Sherfield (42), Cook (41), Kincaid (37), Knox (28), Edwards (25), Ty Johnson (15), Harty (14), Morris (13), Murray (10), Isabella (7), Gilliam (3)

Kansas City (77 plays)
 Dawkins, Torrence, Brown, Morse, J.Allen, McGovern (77), Diggs (69), Sherfield (66), Shakir (54), Kincaid (48), Cook (39), Knox (31), Ty Johnson, Edwards (21), Murray (14), Harty (9), Morris (8), Gilliam (4), Isabella (1)



2023 SNAP COUNTS

	DEFENSE	NYJ	LV	WAS	MIA	JAX	NYG	NE	TB	CIN	DEN	NYJ	PHI	KC	DAL	LAC	NE	MIA	TOT	PCT	
	TOTAL PLAYS	54	40	54	65	88	77	60	68	70	75	57	66	66	57	70	53	52	1072		
EDGE	Greg Rousseau	35	24	30	37	IA	54	30	40	30	39	30	36	46	39	52	32	31	585	55%	
	Leonard Floyd	28	16	26	35	46	45	32	42	35	44	25	46	41	30	28	23	35	577	54%	
	A.J. Epenesa	19	18	25	29	59	21	32	21	31	32	27	30	4	IA	IA	22	17	387	36%	
	Shaq Lawson	26	24	20	26	IA	13	26	17	16	12	19	10	24	30	26	19	13	321	30%	
	Von Miller	PUP	PUP	PUP	PUP	20	27	6	27	24	22	16	21	24	24	32	IA	15	258	24%	
	Kingley Jonathan	IA	IA	12	7	26	5	1	3	4	1	9	0	IA	9	7	12	IA	96	9%	
DT	Ed Oliver	38	24	34	46	71	67	IA	35	45	55	33	60	52	35	53	36	46	730	68%	
	Jordan Phillips	17	10	23	24	39	37	34	33	40	31	22	32	34	16	IR	IR	IR	392	37%	
	Tim Settle	15	14	18	20	41	19	36	28	25	23	28	13	19	21	30	20	9	379	35%	
	DaQuan Jones	28	17	28	36	4	IR	IR	IR	IR	IR	IR	IR	IR	IR	IR	28	33	174	16%	
	Linval Joseph	X	X	X	X	X	X	X	X	X	30	29	20	16	18	24	24	IA	IA	161	15%
	Poona Ford	10	13	IA	IA	IA	19	27	26	IA	IA	IA	IA	IA	IA	27	20	9	151	14%	
LB	Kendal Vickers	PS	PS	PS	PS	46	PS	16	PS	X	X	X	X	X	X	X	X	X	62	6%	
	Terrel Bernard	54	34	47	65	88	77	60	68	30	75	47	66	66	50	67	53	52	999	93%	
	Tyrel Dodson	0	8	7	0	55	4	31	42	67	48	39	49	48	29	56	46	20	549	51%	
	Dorian Williams	0	6	7	0	32	65	21	0	31	18	14	1	5	7	4	0	0	211	20%	
	Matt Milano	54	34	47	65	11	IR	IR	IR	IR	IR	IR	IR	IR	IR	IR	IR	IR	211	20%	
	Baylon Spector	IR	IR	IR	IR	IR	0	0	IA	IA	IA	1	0	0	2	3	0	19	25	2%	
DEFENSIVE BACKS	Tyler Matakevich	0	0	0	0	0	0	0	0	0	0	9	0	0	7	0	0	0	16	1%	
	A.J. Klein	X	X	PS	PS	PS	IA	IA	0	IA	0	IA	IA	X	X	X	X	X	0	0%	
	Jordan Poyer	54	34	47	IA	88	77	60	68	70	75	57	66	66	50	70	53	52	987	92%	
	Taron Johnson	37	32	47	56	73	73	60	68	70	69	19	66	66	48	66	53	52	955	89%	
	Christian Benford	54	40	54	34	IA	77	60	68	34	IA	44	66	66	57	65	53	52	824	77%	
	Micah Hyde	53	34	44	65	88	77	60	68	57	IA	46	66	66	34	IA	IA	53	52	797	74%
	Rasul Douglas	X	X	X	X	X	X	X	X	42	75	57	66	66	50	69	53	25	503	47%	
	Dane Jackson	0	6	7	49	88	IA	60	68	59	75	13	IA	0	7	4	0	27	463	43%	
	Taylor Rapp	18	6	10	65	0	0	8	26	23	75	7	IA	36	57	70	7	13	421	39%	
	Tre'Davious White	54	34	47	47	IR	IR	IR	IR	IR	IR	IR	IR	IR	IR	IR	IR	IR	IR	182	17%
	Kaiir Elam	IA	IA	IA	IA	80	77	0	IA	IR	IR	IR	IR	IR	IR	IR	IA	IA	IA	157	15%
Cam Lewis	0	6	7	9	5	0	0	0	2	18	34	16	11	21	15	0	0	144	13%		
Siran Neal	0	6	7	0	0	13	0	0	0	0	11	0	0	7	1	0	0	45	4%		
Damar Hamlin	IA	IA	IA	0	IA	IA	IA	IA	IA	9	IA	0	IA	7	1	IA	IA	IA	17	2%	
Ja'Marcus Ingram	PS	PS	PS	PS	8	0	PS	PS	PS	PS	PS	0	PS	PS	PS	PS	PS	PS	8	1%	
Josh Norman	X	X	X	X	X	PS	PS	0	5	0	PS	PS	PS	PS	PS	PS	PS	PS	5	0%	

PLAYOFFS:

Pittsburgh (65 plays)

Hyde, Poyer, D.Jackson (65), Elam (52), Oliver (46), Klein (43), Rousseau (42), Taron Johnson (40), D.Jones (36), Bernard, Floyd (32), Lewis (28), Miller (25), Epenesa (24), Williams (21), Settle (20), Lawson (19), Spector, Joseph (17), Hamlin, Benford (13)

Kansas City (50 plays)

Hyde, Poyer, Douglas, Jackson, Taron Johnson (50), Klein (49), Oliver (40), Dodson (39), Rousseau (32), Jones (30), Epenesa (25), Floyd (19), Miller (15), Settle, Lawson (13), Joseph (11), Williams (6), Lewis (4), Neal (3), Matakevich (1)



2023 PARTICIPATION CHART

GAME	1	2	3	4	5	6	7	8	9	10	11	12	13	14	15	16	17			
OPPONENT	NYJ	LV	WAS	MIA	JAX	NYG	NE	TB	CIN	DEN	NYJ	PHI	KC	DAL	LAC	NE	MIA	GP	GS	IA
Josh Allen	QB	QB	QB	QB	QB	QB	QB	QB	QB	QB	QB	QB	QB	QB	QB	QB	QB	17	17	0
Kyle Allen	DNP	P	P	P	DNP	P	DNP	DNP	DNP	DNP	P	DNP	DNP	P	DNP	P	DNP	7	0	0
Alec Anderson	IA	IA	IA	IA	IA	IA	IA	IA	IA	IA	IA	IA	IA	IA	IA	IA	IA	0	0	17
Eli Ankou	PS	PS	PS	PS	X	X	X	PS	PS	PS	PS	PS	PS	PS	PS	PS	PS	0	0	0
Marcell Ateman	PS	PS	PS	PS	X	X	X	X	X	X	X	X	X	X	X	X	X	0	0	0
Tyler Bass	P	P	P	P	P	P	P	P	P	P	P	P	P	P	P	P	P	17	0	0
Ryan Bates	P	P	P	P	P	P	P	P	P	P	P	P	P	P	P	P	P	17	0	0
Christian Benford	CB	CB	CB	CB	IA	CB	CB	CB	CB	IA	P	CB	CB	CB	CB	CB	CB	15	14	2
Terrel Bernard	LB	LB	LB	LB	LB	LB	LB	LB	LB	LB	LB	LB	LB	LB	LB	LB	LB	17	17	0
Andrew Brown	X	X	X	X	X	PS	PS	PS	PS	PS	PS	PS	PS	PS	PS	PS	PS	0	0	0
Kyron Brown	PS	PS	PS	PS	PS	PS	PS	PS	PS	PS	PS	PS	PS	PS	PS	PS	PS	0	0	0
Spencer Brown	RT	RT	RT	RT	RT	RT	RT	RT	RT	RT	RT	RT	RT	RT	RT	RT	RT	17	17	0
Shane Buechele	PS	PS	PS	PS	PS	PS	PS	PS	PS	PS	PS	PS	PS	PS	PS	PS	PS	0	0	0
Kameron Cline	PS	PS	PS	PS	PS	PS	PS	PS	PS	PS-IR	PS-IR	PS-IR	PS-IR	PS-IR	PS-IR	PS-IR	PS	0	0	0
James Cook	RB	RB	RB	RB	RB	P	P	P	P	RB	RB	P	RB	RB	RB	RB	RB	17	13	0
Zach Davidson	IR	IR	IR	IR	IR	IR	IR	IR	IR	IR	IR	IR	IR	IR	IR	IR	IR	0	0	0
Gabe Davis	WR	WR	WR	WR	WR	WR	WR	WR	WR	WR	WR	WR	WR	WR	WR	WR	WR	17	17	0
Dion Dawkins	LT	LT	LT	LT	LT	LT	LT	LT	LT	LT	LT	LT	LT	LT	LT	LT	LT	17	17	0
Stefon Diggs	WR	WR	WR	WR	WR	WR	WR	WR	WR	WR	WR	WR	WR	WR	WR	WR	WR	17	17	0
Tyrel Dodson	P	P	P	P	P	P	P	P	LB	LB	LB	LB	LB	LB	LB	LB	LB	17	10	0
Rasul Douglas	X	X	X	X	X	X	X	X	P	CB	CB	CB	CB	CB	CB	CB	CB	9	8	0
Tommy Doyle	IR	IR	IR	IR	IR	IR	IR	IR	IR	IR	IR	IR	IR	IR	IR	IR	IR	0	0	0
David Edwards	P	P	P	P	P	P	P	P	P	P	P	P	P	P	P	P	P	17	0	0
Kaiir Elam	IA	IA	IA	IA	CB	CB	P	IA	IR	IR	IR	IR	IR	IR	IR	IA	IA	3	2	7
A.J. Epenesa	P	P	P	P	EDGE	P	P	P	P	P	P	P	P	P	IA	IA	P	15	1	2
Reid Ferguson	P	P	P	P	P	P	P	P	P	P	P	P	P	P	P	P	P	17	0	0
Leonard Floyd	EDGE	EDGE	EDGE	EDGE	EDGE	EDGE	EDGE	EDGE	EDGE	EDGE	EDGE	EDGE	EDGE	EDGE	EDGE	P	EDGE	17	16	0
Poona Ford	P	P	IA	IA	IA	P	P	P	IA	IA	IA	IA	IA	IA	IA	P	P	8	0	9
Leonard Fournette	X	X	X	X	X	X	X	X	PS	PS	PS	PS	PS	PS	P	PS	P	2	0	0
Reggie Gilliam	P	P	P	P	P	P	P	P	P	P	P	P	P	P	P	P	P	17	0	0
Richard Gougeon	PS	PS	PS	PS	PS	PS	PS	PS	PS	PS	PS	PS	PS	PS	PS	PS	PS	0	0	0
Damar Hamlin	IA	IA	IA	P	IA	IA	IA	IA	IA	P	IA	P	IA	P	P	IA	IA	5	0	12
Damien Harris	P	P	P	P	P	P	IR	IR	IR	IR	IR	IR	IR	IR	IR	IR	IR	6	0	0
Deonte Harris	P	P	P	P	P	WR	P	P	P	P	P	IA	P	P	P	P	P	16	1	1
Nyheim Hines	NFI	NFI	NFI	NFI	NFI	NFI	NFI	NFI	NFI	NFI	NFI	NFI	NFI	NFI	NFI	NFI	NFI	0	0	0
Micah Hyde	S	S	S	S	S	S	S	S	S	IA	S	S	S	IA	IA	S	S	14	14	3
Germain Ifedi	IA	IA	IA	IA	IA	IA	IA	IA	IA	IA	IA	IA	IA	IA	IA	PS	PS	0	0	15
Ja'Marcus Ingram	PS	PS	PS	PS	P	P	PS	PS	PS	PS	PS	P	PS	PS	PS	PS	PS	3	0	0
Andy Isabella	PS	PS	PS	PS	PS	PS	PS	P	PS	PS	PS	P	PS	PS	PS	PS	PS	2	0	0
Dane Jackson	P	P	P	P	CB	IA	CB	CB	CB	CB	CB	IA	P	P	P	P	P	15	6	1
Kevin Jarvis	PS	PS	PS	PS	PS	PS	PS	PS	PS	PS	PS	PS	PS	PS	PS	PS	PS	0	0	0
Taron Johnson	CB	CB	CB	CB	CB	CB	CB	CB	CB	CB	CB	CB	CB	CB	CB	CB	CB	17	17	0
Ty Johnson	PS	PS	PS	PS	PS	P	P	P	P	P	P	P	P	P	IA	P	P	10	0	1
Kingsley Jonathan	IA	IA	P	P	P	P	P	P	P	P	P	P	IA	P	P	P	IA	13	0	4
DaQuan Jones	DT	DT	DT	DT	DT	IR	IR	IR	IR	IR	IR	IR	IR	IR	IR	DT	DT	7	7	0
Linval Joseph	X	X	X	X	X	X	X	X	P	P	P	P	P	P	P	IA	IA	7	0	2
Dalton Kincaid	TE	TE	TE	P	P	IA	TE	TE	TE	TE	TE	TE	TE	P	P	P	TE	16	11	1
Christian Kirksey	PS	PS	X	X	X	X	X	X	X	X	X	X	X	X	X	X	X	0	0	0
A.J. Klein	X	X	PS	PS	PS	IA	IA	P	IA	P	IA	IA	X	X	X	X	X	2	0	5
Dawson Knox	TE	TE	TE	TE	TE	TE	TE	IR	IR	IR	IR	IR	TE	TE	TE	TE	P	12	11	0



2023 PARTICIPATION CHART

GAME	WC	DIV			
OPPONENT	PIT	KC	GP	GS	IA
Josh Allen	QB	QB	2	2	0
Kyle Allen	DNP	DNP	0	0	0
Alec Anderson	IA	IA	0	0	2
Eli Ankou	X	PS	0	0	0
Tyler Bass	P	P	2	0	0
Ryan Bates	P	P	2	0	0
Christian Benford	CB	IA	1	1	1
Terrel Bernard	LB	IA	1	1	1
Andrew Brown	PS	PS	0	0	0
Kyron Brown	PS	PS	0	0	0
Spencer Brown	RT	RT	2	2	0
Shane Buechele	PS	PS	0	0	0
Kameron Cline	PS	PS	0	0	0
James Cook	RB	RB	2	2	0
Zach Davidson	IR	IR	0	0	0
Gabe Davis	IA	IA	0	0	2
Dion Dawkins	LT	LT	2	2	0
Stefon Diggs	WR	WR	2	2	0
Tyrel Dodson	IA	LB	1	1	1
Rasul Douglas	IA	CB	1	1	1
Tommy Doyle	IR	IR	0	0	0
David Edwards	P	P	2	0	0
Kaiir Elam	P	P	2	0	0
A.J. Epenesa	P	P	2	0	0
Reid Ferguson	P	P	2	0	0
Leonard Floyd	EDGE	EDGE	2	2	0
Poona Ford	IA	IA	0	0	2
Leonard Fournette	PS	X	0	0	0
Reggie Gilliam	P	P	2	0	0
Richard Gouraige	PS	PS	0	0	0
Damar Hamlin	P	P	2	0	0
Damien Harris	IR	IR	0	0	0
Deonte Harty	P	P	2	0	0
Matt Haack	X	X	0	0	0
Nyheim Hines	NFI	NFI	0	0	0
Micah Hyde	S	S	2	2	0
Germain Ifedi	PS	PS	0	0	0
Ja'Marcus Ingram	PS	PS	0	0	0
Andy Isabella	P	P	2	0	0
Dane Jackson	CB	CB	2	2	0
Kevin Jarvis	PS	PS	0	0	0
Taron Johnson	CB	CB	2	2	0
Ty Johnson	P	P	2	0	0
Kingsley Jonathan	IA	P	1	0	1
DaQuan Jones	DT	DT	2	2	0
Linval Joseph	P	P	2	0	0
Dalton Kincaid	TE	TE	2	2	0
A.J. Klein	P	LB	2	1	0
Dawson Knox	TE	TE	2	2	0

GAME	WC	DIV			
OPPONENT	PIT	KC	GP	GS	IA
Shaq Lawson	P	P	2	0	0
Cam Lewis	P	P	2	0	0
Greg Mancz	PS	PS	0	0	0
Sam Martin	P	P	2	0	0
Tyler Matakevich	P	P	2	0	0
Connor McGovern	LG	LG	2	2	0
Tre' McKitty	PS	PS	0	0	0
Matt Milano	IR	IR	0	0	0
Von Miller	P	P	2	0	0
Quintin Morris	P	P	2	0	0
Mitch Morse	C	C	2	2	0
Latavius Murray	P	P	2	0	0
Siran Neal	P	P	2	0	0
Josh Norman	PS	PS	0	0	0
Ed Oliver	DT	DT	2	2	0
Jordan Phillips	IR	IR	0	0	0
Jordan Poyer	S	S	2	2	0
Taylor Rapp	IA	IA	0	0	2
Greg Rousseau	EDGE	EDGE	2	2	0
Tim Settle	P	P	2	0	0
Khalil Shakir	WR	WR	2	2	0
Tyrell Shavers	PS	PS	0	0	0
Trent Sherfield	P	P	2	0	0
Justin Shorter	IR	IR	0	0	0
Baylon Spector	LB	IA	1	1	1
Bryan Thompson	PS	PS	0	0	0
O'Cyrus Torrence	RG	RG	2	2	0
Ryan Van Demark	P	DNP	1	0	0
Tre'Davious White	IR	IR	0	0	0
Dorian Williams	P	P	2	0	0



2023 GAME BY GAME STARTERS

OFFENSE											
GAME	QB	LT	LG	C	RG	RT	RB	WR	WR	TE	OTHER
NYJ	J.Allen	Dawkins	McGovern	Morse	Torrence	S.Brown	Cook	Davis	Diggs	Knox	Kincaid (TE)
LV	J.Allen	Dawkins	McGovern	Morse	Torrence	S.Brown	Cook	Davis	Diggs	Knox	Kincaid (TE)
WAS	J.Allen	Dawkins	McGovern	Morse	Torrence	S.Brown	Cook	Davis	Diggs	Knox	Kincaid (TE)
MIA	J.Allen	Dawkins	McGovern	Morse	Torrence	S.Brown	Cook	Davis	Diggs	Knox	Shakir (WR)
JAX	J.Allen	Dawkins	McGovern	Morse	Torrence	S.Brown	Cook	Davis	Diggs	Knox	Shakir (WR)
NYG	J.Allen	Dawkins	McGovern	Morse	Torrence	S.Brown	Murray	Davis	Diggs	Knox	Harty (WR)
NE	J.Allen	Dawkins	McGovern	Morse	Torrence	S.Brown	Murray	Davis	Diggs	Knox	Kincaid (TE)
TB	J.Allen	Dawkins	McGovern	Morse	Torrence	S.Brown	Murray	Davis	Diggs	Kincaid	Shakir (WR)
CIN	J.Allen	Dawkins	McGovern	Morse	Torrence	S.Brown	Cook	Davis	Diggs	Kincaid	Shakir (WR)
DEN	J.Allen	Dawkins	McGovern	Morse	Torrence	S.Brown	Cook	Davis	Diggs	Kincaid	Sherfield (WR)
NYJ	J.Allen	Dawkins	McGovern	Morse	Torrence	S.Brown	Murray	Davis	Diggs	Kincaid	Shakir (WR)
PHI	J.Allen	Dawkins	McGovern	Morse	Torrence	S.Brown	Cook	Davis	Diggs	Kincaid	Shakir (WR)
KC	J.Allen	Dawkins	McGovern	Morse	Torrence	S.Brown	Cook	Davis	Diggs	Knox	Kincaid (TE)
DAL	J.Allen	Dawkins	McGovern	Morse	Torrence	S.Brown	Cook	Davis	Diggs	Knox	Shakir (WR)
LAC	J.Allen	Dawkins	McGovern	Morse	Torrence	S.Brown	Cook	Davis	Diggs	Knox	Shakir (WR)
NE	J.Allen	Dawkins	McGovern	Morse	Torrence	S.Brown	Cook	Davis	Diggs	Knox	Shakir (WR)
MIA	J.Allen	Dawkins	McGovern	Morse	Torrence	S.Brown	Cook	Davis	Diggs	Kincaid	Shakir (WR)
PLAYOFFS											
PIT	J.Allen	Dawkins	McGovern	Morse	Torrence	S.Brown	Cook	Shakir	Diggs	Knox	Kincaid (TE)
KC	J.Allen	Dawkins	McGovern	Morse	Torrence	S.Brown	Cook	Shakir	Diggs	Knox	Kincaid (TE)

DEFENSE											
GAME	EDGE	DT	DT	EDGE	LB	LB	CB	CB	CB	S	S
NYJ	Floyd	Jones	Oliver	Rousseau	Bernard	Milano	T.Johnson	White	Benford	Poyer	Hyde
LV	Floyd	Jones	Oliver	Rousseau	Bernard	Milano	T.Johnson	White	Benford	Poyer	Hyde
WAS	Floyd	Jones	Oliver	Rousseau	Bernard	Milano	T.Johnson	White	Benford	Poyer	Hyde
MIA	Floyd	Jones	Oliver	Rousseau	Bernard	Milano	T.Johnson	White	Benford	Rapp	Hyde
JAX	Floyd	Jones	Oliver	Epenesa	Bernard	Milano	T.Johnson	Elam	Jackson	Poyer	Hyde
NYG	Floyd	Phillips	Oliver	Rousseau	Bernard	Williams	T.Johnson	Elam	Benford	Poyer	Hyde
NE	Floyd	Phillips	Settle	Rousseau	Bernard	Williams	T.Johnson	Jackson	Benford	Poyer	Hyde
TB	Floyd	Phillips	Oliver	Rousseau	Bernard	Dodson	T.Johnson	Jackson	Benford	Poyer	Hyde
CIN	Floyd	Phillips	Oliver	Rousseau	Bernard	Dodson	T.Johnson	Jackson	Benford	Poyer	Hyde
DEN	Floyd	Phillips	Oliver	Rousseau	Bernard	Dodson	T.Johnson	Jackson	Douglas	Poyer	Rapp
NYJ	Floyd	Phillips	Oliver	Rousseau	Bernard	Dodson	T.Johnson	Jackson	Douglas	Poyer	Hyde
PHI	Floyd	Phillips	Oliver	Rousseau	Bernard	Dodson	T.Johnson	Douglas	Benford	Poyer	Hyde
KC	Floyd	Phillips	Oliver	Rousseau	Bernard	Dodson	T.Johnson	Douglas	Benford	Poyer	Hyde
DAL	Floyd	Phillips	Oliver	Rousseau	Bernard	Dodson	T.Johnson	Douglas	Benford	Poyer	Rapp
LAC	Floyd	Settle	Oliver	Rousseau	Bernard	Dodson	T.Johnson	Douglas	Benford	Poyer	Rapp
NE	Lawson	Jones	Oliver	Rousseau	Bernard	Dodson	T.Johnson	Douglas	Benford	Poyer	Hyde
MIA	Floyd	Jones	Oliver	Rousseau	Bernard	Dodson	T.Johnson	Douglas	Benford	Poyer	Hyde
PLAYOFFS											
PIT	Floyd	Jones	Oliver	Rousseau	Bernard	Spector	T.Johnson	Jackson	Benford	Poyer	Hyde
KC	Floyd	Jones	Oliver	Rousseau	Klein	Dodson	T.Johnson	Douglas	Jackson	Poyer	Hyde



NFL STANDINGS

2024 NFL STANDINGS AND SCHEDULE

		W	L	T	Div	Conf	Wk 1	Wk 2	Wk 3	Wk 4	Wk 5	Wk 6	Wk 7	Wk 8	Wk 9	Wk 10	Wk 11	Wk 12	Wk 13	Wk 14	Wk 15	Wk 16	Wk 17	Wk 18
AFC EAST		0	0	0	0-0	0-0	@MIA	JAX	@BAL	TEN	@SEA	MIA	@IND	KC	BYE	SF	@LAR	@DET	NE	NJ	@CLE	NY	@NY	
Buffalo		0	0	0	0-0	0-0	JAX	TEN	@SEA	MIA	@IND	KC	BYE	SF	@LAR	@DET	NE	NJ	@CLE	NY	@NY			
Miami		0	0	0	0-0	0-0	BUF	@TEN	@SEA	JAX	BYE	@IND	ARI	@BUF	LV	NE	@CB	NYJ	@HOU	SF	@CLE	NY		
NY Jets		0	0	0	0-0	0-0	@TEN	NE	DEN	vs. MIN	BUF	@PIT	@NE	HOU	BYE	SEA	@MIA	JAR	@JAX	LAR	@BUF	LAC		
New England		0	0	0	0-0	0-0	@NYJ	SEA	@NYJ	SEF	MIA	HOU	vs. JAX	NYJ	@TEN	@CHI	LAR	@MIA	IND	BYE	@ARI	@BUF	BUF	
AFC NORTH		0	0	0	0-0	0-0	@KC	LV	@DAL	BUF	@CIN	WSH	@TB	@CLE	DEN	CIN	@PIT	@JAX	PHI	BYE	@NYG	PIT	@HOU	CLE
Baltimore		0	0	0	0-0	0-0	@KC	LV	@DAL	BUF	@CIN	WSH	@TB	@CLE	DEN	CIN	@PIT	@JAX	PHI	BYE	@NYG	PIT	@HOU	CLE
Cleveland		0	0	0	0-0	0-0	DAL	@JAX	NYG	@WSH	@PHI	CIN	BAL	LAC	BYE	@NO	PIT	@DEN	@PIT	KC	@CIN	MIA	@BAL	CIN
Pittsburgh		0	0	0	0-0	0-0	@ATL	LAC	@IND	DAL	@NYJ	NYG	BYE	@WSH	BAL	@CLE	@CIN	PHI	@BAL	CLE	@PIT	KC	@BAL	CIN
Cincinnati		0	0	0	0-0	0-0	@KC	WSH	@CAR	BAL	@NYG	@CLE	PHI	LV	@BAL	@JAX	BYE	PIT	@DAL	CLE	DEN	@PIT		
AFC SOUTH		0	0	0	0-0	0-0	@IND	CHI	@MIN	JAX	BUF	@NE	@GB	IND	@NYJ	DET	@DAL	TEN	@JAX	BYE	MIA	@KC	BAL	@TEN
Houston		0	0	0	0-0	0-0	@IND	CHI	@MIN	JAX	BUF	@NE	@GB	IND	@NYJ	DET	@DAL	TEN	@JAX	BYE	MIA	@KC	BAL	@TEN
Jacksonville		0	0	0	0-0	0-0	@MIA	CLE	@BUF	@HOU	IND	vs. CHI	NE	GB	@PHI	MIN	@DET	BYE	HOU	@TEN	NYJ	@LV	TEN	@IND
Indianapolis		0	0	0	0-0	0-0	HOU	CLE	CHI	PIT	@JAX	@TEN	MIA	@HOU	MIN	BUF	@NYJ	DET	@NE	BYE	@DEN	TEN	@NYG	JAX
Tennessee		0	0	0	0-0	0-0	@CHI	NYJ	GB	@MIA	BYE	IND	@BUF	@DET	NE	@LAC	MIN	@HOU	@WSH	JAX	CIN	@IND	@JAX	HOU
AFC WEST		0	0	0	0-0	0-0	@LAC	CIN	@ATL	@LAC	NO	BYE	@SF	@LV	TB	DEN	@BUF	@CAR	LV	LAC	@CLE	HOU	@PIT	@DEN
Kansas City		0	0	0	0-0	0-0	@LAC	CIN	@ATL	@LAC	NO	BYE	@SF	@LV	TB	DEN	@BUF	@CAR	LV	LAC	@CLE	HOU	@PIT	@DEN
Las Vegas		0	0	0	0-0	0-0	@LAC	@BAL	CAR	CLE	@DEN	PIT	@LAR	KC	@CIN	BYE	@MIA	DEN	@KC	@TB	ATL	JAX	@NO	LAC
Denver		0	0	0	0-0	0-0	@SEA	PIT	@TB	@NYJ	LV	LAC	@NO	CAR	@BAL	@KC	ATL	@LV	CLE	BYE	IND	@LAC	@CIN	KC
L.A. Chargers		0	0	0	0-0	0-0	LV	@CAR	@PIT	KC	BYE	@DEN	@ARI	NO	@CLE	TEN	CIN	BAL	@ATL	@KC	TB	DEN	@NE	@LV
NFC EAST		0	0	0	0-0	0-0	@CLE	NO	BAL	@NYG	@PIT	DET	BYE	@SF	@ATL	PHI	HOU	@WSH	NYG	CIN	@CAR	TB	@PHI	WSH
Dallas		0	0	0	0-0	0-0	@CLE	NO	BAL	@NYG	@PIT	DET	BYE	@SF	@ATL	PHI	HOU	@WSH	NYG	CIN	@CAR	TB	@PHI	WSH
Philadelphia		0	0	0	0-0	0-0	ATL	@NO	@TB	BYE	CLE	@NYG	CIN	PHI	@PIT	WSH	vs. CAR	BYE	TB	@DAL	NO	BAL	@ATL	IND
NY Giants		0	0	0	0-0	0-0	MIN	@WSH	@CLE	DAL	@SEA	CIN	PHI	@PIT	WSH	vs. CAR	BYE	TB	@DAL	NO	BAL	@ATL	IND	@PHI
Washington		0	0	0	0-0	0-0	@TB	NYG	@CIN	@ARI	CLE	@BAL	CAR	CHI	@NYG	PIT	@PHI	DAL	TEN	BYE	@NO	PHI	ATL	@DAL
NFC NORTH		0	0	0	0-0	0-0	LAR	TB	@ARI	SEA	BYE	@DAL	@MIN	TEN	@GB	@HOU	JAX	@IND	CHI	GB	BUF	@CHI	@SF	MIN
Detroit		0	0	0	0-0	0-0	LAR	TB	@ARI	SEA	BYE	@DAL	@MIN	TEN	@GB	@HOU	JAX	@IND	CHI	GB	BUF	@CHI	@SF	MIN
Green Bay		0	0	0	0-0	0-0	vs. PHI	IND	@TEN	MIN	@LAR	ARI	HOU	@JAX	DET	BYE	@CHI	SF	MIA	@DET	@SEA	NO	@MIN	CHI
Minnesota		0	0	0	0-0	0-0	@NYG	SF	HOU	@GB	vs. NYJ	BYE	DET	@LAR	IND	@JAX	@TEN	@CHI	ARI	ATL	CHI	@SEA	GB	@DET
Chicago		0	0	0	0-0	0-0	TEN	@HOU	@IND	LAR	CAR	vs. JAX	BYE	@WSH	@ARI	NE	GB	MIN	@DET	@SF	@MIN	DET	SEA	@GB
NFC SOUTH		0	0	0	0-0	0-0	WSH	@DET	DEN	PHI	@ATL	@NO	BAL	ATL	@KC	SF	BYE	@NYG	@CAR	LV	@LAC	@DAL	CAR	NO
Tampa Bay		0	0	0	0-0	0-0	WSH	@DET	DEN	PHI	@ATL	@NO	BAL	ATL	@KC	SF	BYE	@NYG	@CAR	LV	@LAC	@DAL	CAR	NO
New Orleans		0	0	0	0-0	0-0	CAR	@DAL	PHI	@ATL	@KC	TB	DEN	@LAC	@CAR	ATL	CLE	BYE	LAR	@NYG	WSH	@CB	LV	@TB
Atlanta		0	0	0	0-0	0-0	PIT	@PHI	KC	NO	TB	@CAR	SEA	@TB	DAL	@NO	@DEN	BYE	LAC	@MIN	@LV	NYG	@WSH	CAR
Carolina		0	0	0	0-0	0-0	@NO	LAC	@LV	CIN	@CHI	ATL	@WSH	@DEN	NO	vs. NYG	BYE	KC	TB	@PHI	DAL	ARI	@TB	@ATL
NFC WEST		0	0	0	0-0	0-0	@NYJ	@MIN	@LAR	NE	ARI	@SEA	KC	DAL	BYE	@TB	SEA	@GB	BUF	CHI	NYJ	BYE	@SEA	@LAR
San Francisco		0	0	0	0-0	0-0	@NYJ	@MIN	@LAR	NE	ARI	@SEA	KC	DAL	BYE	@TB	SEA	@GB	BUF	CHI	NYJ	BYE	@SEA	@LAR
L.A. Rams		0	0	0	0-0	0-0	@DET	@ARI	SF	@CHI	GB	BYE	LV	MIN	@SEA	MIA	@NE	PHI	@NO	BUF	@SF	@NYJ	ARI	SEA
Seattle		0	0	0	0-0	0-0	DEN	@NE	MIA	@DET	NYG	SF	@ATL	BUF	LAR	BYE	@SF	ARI	@NYJ	@ARI	GB	MIN	@CHI	@LAR
Arizona		0	0	0	0-0	0-0	@BUF	LAR	DET	WSH	@SF	@CB	LAC	@MIA	CHI	NYJ	BYE	@SEA	@MIN	SEA	NE	@CAR	@LAR	SF

d - clinched division title, p - clinched playoff berth, e - eliminated from playoff contention

MON WED THURS FRI SAT SUN TIE vs. = international game



NEW HIGHMARK STADIUM




FIRST-AND-10

THE BUFFALO BILLS broke ground on the New Highmark Stadium on June 5, 2023. In front of a crowd of approximately 500 people, Bills Owner/CEO Terry Pegula was joined by team, league, county and state officials to commemorate the occasion.

“Ralph, we’re moving across the street. We’re going to build a stadium here, and we’re going to tear down a stadium over there that’s full of memories. So, we need to fill this stadium with more memories and continue our legacy. We should remember the past, but embrace the building of our future,” Pegula remarked in his comments.

SHOUTOUTS

- The Buffalo Bills will have a new home for the start of the 2026 NFL season.
- The state-of-the-art open-air stadium, will be built on a 242-acre site, and will cover approximately 1.35 million square feet. It marks the biggest project ever built in Western New York. The construction of a 75,000-square-foot ancillary building and demolition of the current stadium are also part of the site’s related development.
- The joint venture team of Gilbane | Turner, in association with 34 Group and Arc Building Partners, was selected by the Buffalo Bills to provide construction management services for the New Highmark Stadium. The full project team also includes the project management firm, Legends Project Development, and Populous as the designer.
- The stadium’s capacity will be a approximately 60,000 seats in addition to standing room. Premium areas will include suites, loge seats, clubs, and other premium seating options. The stadium will include state-of-the-art video and scoreboards, sound system, administrative and event staff offices and lockers, broadcast facilities, locker rooms, food service kitchens and concessions, signage, sports lighting, maintenance, and storage areas, plaza, parking, and site landscaping.
- The canopy that surrounds the stadium will cover approximately 64% of seats in the stadium. The canopy is designed to mitigate wind factors and works in concert with the exterior façade to prevent swirling winds from reaching the playing field level. There will also be radiant heating in place to make fans more comfortable.
- The Bills Stadium Experience, which provides fans an opportunity to take an interactive look at the new stadium, opened in the spring of 2024.





BUFFALO BILLS

STAFF



TERRY PEGULA

OWNER/CEO

Terry Pegula rose from humble beginnings to become one of the most respected leaders in the energy industry, and one of very few owners to operate franchises in multiple professional sports.

Together with his wife Kim, Terry realized a life-long dream on October 8, 2014. The Pegulas received the unanimous approval of NFL owners to succeed Ralph C. Wilson, Jr. to become the second owners of the Buffalo Bills.

Pegula played a key role in negotiating a deal between New York State, Erie County, the NFL and the Bills on the New Highmark stadium, which officially broke ground in 2023. Pegula also was an instrumental contributor in the design of the new home of the Bills that is slated to open in 2026.

"We're going to build a stadium here, right? And we're going to tear down a stadium over there that's full of memories," Pegula said at the ground breaking ceremony. "So we need to fill this stadium with more memories and continue our legacy. We should remember the past, but embrace the building of our future."

Terry serves as CEO of the Bills and currently sits on the NFL's Health and Safety committee, Fan Engagement and Major events committee and the DEI committee. In 2016, the Pegulas were honored with the Tank Younger Award, which recognizes extraordinary contributions towards diversity in the NFL.

In 1983, Terry borrowed \$7,500 from family and friends to create East Resources Inc., an independent oil and gas exploration and production company operating in the Appalachian Basin.

Over the next 27 years, Terry built East into one of the largest privately held companies in the United States. In July of 2010, Royal Dutch Shell purchased the assets of East Resources Inc. In 2012, Terry formed JKLM Energy.

JKLM is staffed with many former East Resources employees and takes pride in contributing to U.S. energy independence by producing Pennsylvania natural gas, elevating the state into one of the top producing regions in the world.

Upon the sale of East Resources assets, Terry focused his attention on his love of sports. In September of 2010, the Pegulas announced a gift of \$102 million to construct Pegula Ice Arena, paving the way for Division I hockey at Penn State and the Big 10 to form an NCAA conference.

On February 22, 2011, Terry and Kim purchased the NHL's Buffalo Sabres and their sports ownership extends to the NLL Buffalo Bandits and Rochester Knighthawks and the AHL Rochester Americans.

The Pegulas opened LECOM Harborcenter in 2014. The \$200 million dollar complex, next door to the Sabres' KeyBank Center, includes two hockey rinks, training facilities and a full-service Marriott Hotel.

The complex brought new business opportunities to Buffalo, including multi-year agreements to host the NHL Combine. Buffalo also hosted the 2016 NHL Draft, 2018 World Junior Championships, and the 2019 Frozen Four NCAA Men's Hockey Tournament.

During the COVID-19 pandemic, the Pegulas donated \$1.2 million to various relief efforts in Western New York.

In addition to helping manage the family's sports operations, Terry runs JKLM Energy in Pittsburgh, and his family's business operations in Boca Raton, Florida.

PERSONAL

Born on March 27, 1951 in Carbondale, PA, Terry is a 1969 graduate of Scranton Preparatory School. He entered Penn State University as a math major and was accepted into the Petroleum and Natural Gas Engineering Program.

He went on to graduate with a Bachelor of Science degree in 1973 and landed his first job with Getty Oil Co. in Victoria, TX. He later joined Felmont Oil Co. as an Area Engineer, a decision that brought him to Olean, NY in 1975.

Terry and Kim have five children: Michael, Laura, Jessica, Kelly and Matthew. Jessica competes on the Women's Tennis Association Tour and was a member of the 2021 US Olympic squad.

THE STAMPEDE

Favorite team growing up: Detroit Tigers

Favorite musical artist: George Strait and Merle Haggard

Favorite movie: Planes, Trains and Automobiles

First job: Drove a road watering truck in the mines in Carbondale - a 1949 Brockway tractor trailer with no doors or windows

Favorite hobbies: Astronomy, model trains, bird watching, rocks and minerals

Favorite book: Brave New World



KIM PEGULA

OWNER

Kim Pegula is the owner of both the Buffalo Bills and Buffalo Sabres as well as Pegula Sports and Entertainment.

She became the first female president of both an NHL and NFL team.

Kim has served on the NFL's Super Bowl and Major Events Advisory Committee, Business Ventures Committee, and NFL Foundation Committee. She has also been a member of both the NFL's Workplace Diversity Committee and the NHL's Executive Inclusion Council.

She has served as a keynote speaker at the NFL's Annual Quarterback Coaching Summit, an event to build the coaching and personnel development pipeline and strengthen diversity across the league. She also regularly participated in the NFL's Women's Careers in Football Forum.

On October 8, 2014, Kim and her husband Terry realized a long-time dream when they became only the second owners of the Bills. The Pegulas purchased the Sabres in 2011 and their sports ownership extends to the NLL Buffalo Bandits and Rochester Knighthawks and the AHL Rochester Americans.

Kim played a major role in helping negotiate the structure of a deal between New York State, Erie County, the National Football League and the Bills for the New Highmark stadium, which officially broke ground in 2023. She also was a key contributor in the design of the new stadium, which is slated to open in 2026.

After owning multiple professional sports teams in the same market, Kim launched Pegula Sports and Entertainment (PSE) in 2014, creating a management company that oversees the business operations across all Pegula-owned entities, including the development and operation LECOM Harborcenter in downtown Buffalo.

PSE helped bring new business opportunities to Buffalo, including multi-year agreements to host the NHL Combine. It has also hosted the 2016 NHL Draft, 2018 World Junior Championships and the 2019 Frozen Four NCAA Men's Hockey Tournament.

Pegula and PSE entities have been honored with a number of awards including Business First's Most Influential People, NYS Emmy Awards for sports content, Buffalo Best Place To Work, the Tank Younger Award for embracing diversity in the NFL, and numerous individual staff recognitions.

Kim and Terry have encouraged the growth of sports in the community. In 2010, the Pegulas gave \$102 million for the creation of the Pegula Ice Arena at Penn State. The facility allowed their hockey program to become a NCAA Division I team and the Big 10 to form an NCAA conference.

Kim supported Houghton College with a gift of \$12 million to build the Kerr-Pegula Athletic Complex allowing their athletic department to become a Division III program.

During the COVID-19 pandemic, the Pegulas donated \$1.2 million to various relief efforts in Western New York.

Pegula served on the Board of Directors of Republic Services, Inc., an industry leader in U.S. recycling and non-hazardous solid waste.

PERSONAL

Born in Seoul, South Korea on June 7, 1969, Kim was adopted at the age of 5 by Ralph and Marilyn Kerr and moved to Fairport, NY, a suburb of Rochester.

She attended nearby Houghton College and graduated in 1991 with a degree in communications. Kim began her professional career with East Resources, Inc. in 1991 and was involved with the company until its sale in 2010.

Terry and Kim have five children: Michael, Laura, Jessica, Kelly and Matthew. Jessica competes on the Women's Tennis Association Tour and was a member of the 2021 US Olympic squad.

On June 7, 2022, Kim suffered a sudden cardiac arrest which has affected her every day life and is currently undergoing long-term physical and occupational therapy.

THE STAMPEDE

Favorite sports memory as a fan: Bills comeback win vs. Houston in 1993

First job: Working as a hostess at McDonald's

Favorite hobby: Baking

Favorite musical artist: Whitney Houston

Favorite movie: Grease

Favorite vacation spot: Italy



PETE GUELLI

CHIEF OPERATING OFFICER

Pete Guelli was named Chief Operating Officer of both the Buffalo Bills and Sabres on March 19, 2024.

In his role as COO, Guelli oversees the business operations of both teams.

"It was hard not to be impressed with the experience and overall business acumen of Pete Guelli," said Terry Pegula upon his hiring. "The New York market is the largest in our country and highly competitive and he did an outstanding job on all levels of their business operation."

"His work in helping turn around the Charlotte Hornets franchise in the NBA was remarkable. He is a proven leader with tremendous skills and experience in the sports business landscape. With the upcoming changes on the way in both team's venues, we are happy to have Pete to help lead our teams."

Guelli, 59, returned to Buffalo after a five-year tenure as the Chief Business Officer of the New York Giants. He joined the Giants in 2019 and was recruited to modernize the team's business model and operations.

During his tenure with the Giants, he restructured key business functions, established a business intelligence and analytics department, built out the team's digital capabilities, launched team branding initiatives, implemented a new customer service function, and extended the team's partnership with Ticketmaster.

Guelli also led efforts to sign Eli Manning to a comprehensive role within the organization. He is also currently serving on the NFL team presidents business optimization committee.

Prior to joining the Giants in 2019, Guelli served as the Chief Operating Officer of the Charlotte Hornets after originally joining the franchise as EVP, Chief Marketing and Sales officer in 2009.

In Charlotte, he led the transition of team ownership to Michael Jordan when Jordan became the first former player to become majority owner of an NBA team. He spearheaded the organizations transition from the Bobcats back to the historic Hornets brand in 2014.

He also led the efforts to secure a new television rights deal, oversaw the launch of the team's G League team, led the team's participation in the NBA Global Games in China, expanded the team's relationship with Live Nation, and managed the renovation of the Spectrum Center and directed a successful bid to host the NBA All-Star game in 2019.

Guelli also served as the President of the Hornets Foundation focused on community investment in Charlotte.

"It's a surreal moment," Guelli said upon his hiring. "I think from the minute I left, there was always a little bit of me that wanted to come back."

"You just never expect things are going to work out like this, but it's almost like a gravitational pull in some ways, when you come from the area and take a lot of pride in growing up there and representing your hometown teams."

Guelli is in his second tenure with the Bills as he served as the team's Senior Vice President of Business Ventures from 1998-2009. He was initially hired to oversee the team's expansion into the Rochester market including the movement of training camp from Fredonia College to St. John Fisher.

PERSONAL

A native of Rochester, NY, and a graduate of Aquinas High School and SUNY Brockport, he and wife, Patty, have two sons, Gunner and Grayson. He and his wife resides in Orchard Park, NY.

THE STAMPEDE

Favorite athlete growing up: Reggie Jackson

First job: Flipped burgers at McDonald's

Favorite vacation spot: St. John

Favorite golf course: Grove XXIII

Favorite class in college: Political philosophy

Favorite movie: Braveheart

First car: A used Dodge Diplomat with 120,000 miles



BRANDON BEANE

GENERAL MANAGER

Brandon Beane was named General Manager of the Bills on May 9, 2017. In his first seven seasons in Buffalo, Beane has helped build a roster and establish a culture that has produced six playoff appearances, including four consecutive AFC East division championships from 2020-2023.

“Our goal is sustained success.” It was a phrase said in Beane’s inaugural press conference in Buffalo in 2017 and several times afterwards. The results have followed. In addition to four consecutive division titles, the Bills joined the Chiefs as the only two teams in the NFL to win 10+ games and earn a playoff berth each year from 2019-23.

While earning a playoff berth in his first season in 2017, Beane also engineered several trades that resulted in the Bills selecting two future Pro Bowlers in QB Josh Allen (7th overall) and LB Tremaine Edmunds (16th overall) in the 2018 draft while maintaining all their 2019 draft capital. Along the way, he stabilized the team’s salary cap status.

Allen has become the team’s franchise quarterback, earned multiple Pro Bowl berths and was rewarded with a long-term extension in 2021.

In 2020, the Bills earned their first AFC East title and their first playoff win since 1995. Along the way, Beane earned NFL Executive of the Year honors from the Sporting News, PFWA and Pro Football Focus, becoming the first Bills executive to earn that honor since Bill Polian in 1991.

In 2021, Beane was named the NFL’s Jack Horrigan Award winner by the PFWA which is given annually to the league or club official who best assists the media in their coverage.

Beane joined the Bills after a 19-year stint with the Carolina Panthers. He served as the Panthers assistant general manager from 2015-16 and played a vital role in constructing their draft boards from 2012-17. He also evaluated pro and college players and worked closely with the football operations staff on the negotiation of player contracts.

Throughout Beane’s time in Carolina, the Panthers won five NFC South division titles and two NFC conference championships. In 2012, Beane was named the Panthers interim general manager—holding the role for the final 10 games of the season (6-4 record).

While there, Beane also worked closely with Panthers defensive coordinator Sean McDermott from 2011-16.

“Brandon is a very competitive person,” said Terry Pegula. “I know he likes to win, but I also know he *hates* to lose. He’s not afraid to say what he’s thinking and if he disagrees with something he will say so, even to the owner. I love it. We have a very good relationship with open discussions, debate and a lot of communication.”

Beane began his career in 1998 with the Panthers communications department and moved on to fill various football operations/personnel roles with the Panthers organization before being named the team’s director of football operations in 2008.

PERSONAL

Off the field, Beane has ingrained himself in the Western New York community. From 2020-23, the Beane family has funded the adoption of 168 animals through Bills MuttFia, a program they began in conjunction with the SPCA for every touchdown the Bills score at a home game.

In the 2020 offseason, Brandon helped raise nearly \$100,000 for COVID-19 relief efforts with a draft day sweepstakes through the United Way. He also helped promote the Buffalo Strong initiative that benefited FeedMore WNY.

He and his wife have also made multiple visits to Oishei’s Children Hospital in Buffalo during the holidays.

A native of Stanly County, North Carolina, Beane (born July 27, 1976) was a cum laude graduate in communications studies from UNC-Wilmington in 1998.

Brandon and his wife, Hayley, have two sons, Tyson and Wes and reside in East Aurora, NY. They have two dogs, Bodie and Peanut. He enjoys golf, racquetball and basketball.

THE STAMPEDE

Favorite athletes growing up: Dominique Wilkins, John Riggins, and Dale Murphy

Favorite sports memory growing up: NC State upsetting Houston (Phi Slama Jama) in 1983

First job: At age 14, washing golf clubs at Piney Point Golf Club in Norwood, NC

Top of your bucket list: Play a round at Augusta National Golf Club

Favorite musical artist: Pearl Jam/Eddie Vedder



SEAN McDERMOTT

HEAD COACH

Sean McDermott was named head coach of the Bills on January 11, 2017. With six playoff appearances and four AFC East division titles under his belt in his first seven seasons, he methodically transformed the culture of a franchise that had not experienced a postseason berth the previous 17 years.

“Sean is a proud, Christian, determined man,” said Bills owner Terry Pegula. “I remember before his interview for the head coaching job thinking about him being a two-time National Prep Wrestling Champ. I thought to myself, you wrestled, you’re determined, you love what you’re doing and you won. He comes to the Bills everyday and will never ask anyone, player or coach to do anything he wouldn’t do.”

McDermott is ranked first in team history in win percentage and ranked 2nd in wins behind Marv Levy (123). From 2020-23, the Bills captured four consecutive AFC East division titles for the first time since 1988-91. Buffalo and Kansas City are the only 2 teams in the NFL to win 10+ games and earn a playoff berth each year from 2019-23.

In 2024, McDermott was named to the NFL’s Competition Committee, becoming the first Bills representative on that committee since Bill Polian (1990-93). “It’s a great honor” McDermott said. “It certainly comes with a responsibility as well to grow the game and evolve the game, like many who have come before us have done so well over the years.”

In 2020, the Bills won their first playoff game since 1995 as McDermott finished 2nd for the NFL’s coach of the year. He was also a finalist for that honor in 2019 and 2022.

In 2017, McDermott became the third coach in Bills history to earn a playoff spot in his first season, joining Joe Collier (1966) and Wade Phillips (1998).

McDermott was hired by the Bills after 6 seasons as the defensive coordinator in Carolina, where he led a top-10 defense 4 times and helped the Panthers earn 3 division titles and a trip to Super Bowl 50.

In 2015, McDermott’s defense helped lead the way to a 15-1 record and trip to Super Bowl 50. Four players – Thomas Davis, Luke Kuechly, Josh Norman and Kawann Short – earned Pro Bowl and All-Pro honors. He was The Sporting News Coordinator of the Year in 2013.

He spent his first 12 NFL seasons with Philadelphia under Andy Reid, working his way up to defensive coordinator in 2009-10. In 2009, he was named the NFL’s top defensive coordinator by Pro Football Weekly.

A protege of the late Jim Johnson, the Eagles legendary defensive coordinator, McDermott served as defensive assistant/quality control coach (2001-02), assistant defensive backs coach (2003), secondary/safeties coach (2004-06), and linebackers coach (2007-08).

He joined the Eagles in 1998 as a scouting administrative coordinator before being promoted to assistant to the head coach under Reid in 1999. McDermott worked with several Pro Bowlers during his time in Philadelphia, including Hall of Fame safety Brian Dawkins.

PERSONAL

Off the field, McDermott and his family are active in the Western New York community, making multiple visits to Oishei’s Children Hospital of Buffalo. They have participated in many different efforts to provide awareness for food allergies and skin cancer, including an annual food drive at Wegmans that helps food-insecure families with food allergies and special dietary needs. They also partner with Wegmans on skin cancer awareness initiatives.

A member of the LaSalle College High School Hall of Athletics, McDermott was a two-time All-Catholic League and a National Prep School Champion in 1992 and 1993 and went undefeated in 75 consecutive wrestling matches.

McDermott was an All-Atlantic 10 Conference safety at William & Mary in 1997 and graduated with a degree in finance. He was inducted into the school’s Athletics Hall of Fame in 2023 and was honored with the school’s Principled Achievement Award for Exemplary Leadership in 2024. He began his coaching career at W&M as a graduate assistant in 1998. McDermott and Steelers coach Mike Tomlin were teammates during their time at W&M.

Sean and his wife, Jamie, have three children. His father, Rich, was a football coach at West Chester University and Ursinus College and his brother, Tim, is the Chief Business Officer of the Philadelphia Union of the MLS. McDermott was born in Omaha, Nebraska on March 21, 1974.

THE STAMPEDE

Favorite movie: Vision Quest

Favorite athlete growing up: Brian Bosworth

Favorite musical artist: Zac Brown Band

Favorite TV show growing up: Monday Night Football

Favorite snack: Brownies and ice cream



COACHES



JOE BRADY 

OFFENSIVE COORDINATOR

7TH Year IN THE NFL

3RD Year with THE BILLS

- Named the Bills offensive coordinator on January 28, 2024. After originally joining the Bills in 2022 as the teams quarterbacks coach, Brady was named the interim offensive coordinator on November 14, 2023.
- In 2023, Josh Allen led the NFL in both total TDs (44) and offensive yards (4,830). Allen's 15 rushing TDs in 2023 was tied for the most all-time by a QB in a single season.
- Brady spent two seasons (2020-21) as Carolina's offensive coordinator. In his first season in 2022 he helped Josh Allen finish the season with 42 total TDs and 5,045 total yards of offense both good for second in the NFL.
- Worked as LSU's passing game coordinator & wide receivers coach in 2019 and helped QB Joe Burrow win the Heisman Trophy as the Tigers won the CFP national championship. Earned the Broyles Award for the best assistant coach in college football.



BOBBY BABICH 

DEFENSIVE COORDINATOR

13TH Year IN THE NFL

8TH Year with THE BILLS

- Named the defensive coordinator in 2024 after spending the 2022-23 seasons as the linebackers coach. Babich worked the previous five seasons with the Bills safeties.
- For the 2023 season, LB Terrel Bernard posted a team high 143 total tackles (most by a Bill since 2017) and was one of four players since 1982 to have recorded 6+ sacks, 3+ INTs and 3+ fumble recoveries in one season.
- In 2022, LB Matt Milano led Bills with 12.5 tackles for loss while 99 totaling 99 tackles, three interceptions and two fumble recoveries on his way to first team All-Pro recognition for the first time in his career.
- In 2021, helped safeties Jordan Poyer (first team) and Micah Hyde (second team) earn All-Pro honors. Also helped Hyde to his first Pro Bowl appearance in 2017.



MATTHEW SMILEY 

SPECIAL TEAMS COORDINATOR

12TH Year IN THE NFL

8TH Year with THE BILLS

- Named the Bills special teams coordinator in 2022 where the Bills' average drive start of 28.2 yards led the NFL and in 2023 the Bills special teams unit took home two AFC Special Teams player of the Month awards (Tyler Bass, September & Sam Martin, December/January). Martin was the first Bills punter to earn the honor since Brian Moorman in November of 2006.
- Spent his first five years in Buffalo (2017-21) as the team's assistant special teams coach.
- Has helped Bills kicker Tyler Bass accumulate 526 points in his first four NFL seasons, third-most in the NFL over that time frame.
- Worked as assistant special teams coach with Jacksonville from 2013-16.
- Graduated from Illinois in 2001, where he was a walk-on wide receiver on the football team. Served in the United States Air Force as a maintenance officer in Grand Forks, ND and was deployed to active duty four times.



JAHMILE ADDAE 

CORNERBACKS

1ST Year IN THE NFL

1ST Year with THE BILLS

- Joined the Bills in 2024 as the cornerbacks coach after spending the 17 years coaching in the collegiate ranks.
- Spent the 2022-23 seasons at Miami serving as the secondaries coach, in his two years for the Hurricanes, his defensive backs totaled 25 interceptions.
- At Georgia in 2021 the Bulldogs were No. 1 in scoring defense, No. 1 in red zone defense and No. 2 in total defense.
- At West Virginia he served as the defensive secondary coach in 2019 and cornerbacks coach in 2020 where he led a passing defense that ranked first nationally in fewest passing yards allowed at 159.6 yards per game.
- Addae was a four-year starter, two-time captain and two-time All-Big East defensive back at West Virginia. He is tied for the WVU record for most pass breakups in a game (5). Finished his WVU career with 253 tackles, and 25 pass breakups, ranking fifth in program history.



SCOTT BOOKER 

NICKEL/SENIOR DEFENSIVE ASSISTANT

7TH Year IN THE NFL

1ST Year with THE BILLS

- Joined the Bills coaching staff in 2024 after spending the previous six seasons with the Titans.
- Booker spent two seasons as the defensive assistant (2018-19) for the Titans before being named safeties coach (2020-23). During his time in Tennessee, Booker helped Kevin Byard lead the team in tackles and interceptions in consecutive seasons (2021-22) and earn first team All-Pro and Pro Bowl honors in 2021.
- He served in multiple coaching capacities in the collegiate ranks at: Nebraska (2017), Notre Dame (2010-16), Western Kentucky (2009) and Kent State (2003-08).
- Was a four-year letter winner at safety for Kent State from 1999-2002.



COACHES



**ROB
BORAS**




TIGHT ENDS

21ST Year IN THE NFL

8TH Year with THE BILLS

- Joined the Bills coaching staff in 2017 after spending the previous five seasons with the Rams.
- Bills rookie TE Dalton Kincaid finished the 2023 season with 73 receptions surpassing Pete Metzgaars (68 in 1993) for the most in a season by a Bills TE.
- In 2022, helped Dawson Knox earn his first career Pro Bowl honor and become the first Bills tight end to represent the team at the Pro Bowl since 1966.
- In 2021, helped Dawson Knox to a franchise-record nine regular season touchdowns by a tight end.
- As the Jaguars' tight ends coach in 2010, guided Mercedes Lewis to franchise records with 58 receptions for 700 yards and 10 touchdowns en route to the first Pro Bowl appearance by a Jaguars tight end.



**RONALD
CURRY**




QUARTERBACKS

12TH Year IN THE NFL

1ST Year with THE BILLS

- Curry was named the Bills quarterbacks coach in 2024 after spending the past eight seasons (2016-23) coaching in different offensive capacities for the New Orleans Saints.
- In 2023, Curry worked with Derek Carr who started in all 17 games and finished with 3,878 passing yards, 25 passing touchdowns, and closed out the season where he passed for 14 touchdowns in five games.
- In May 2023, Curry was the Saints representative for the NFL's Coach Accelerator program at the Spring League Meeting in Minneapolis.
- Helped Andy Dalton during the 2022 season set a career-high in completion percentage (66.7%), for 2,870 yards with 18 touchdowns, only nine interceptions and a 95.2 passer rating.
- In 2021, Curry's first season tutoring the quarterbacks, Jameis Winston ranked in the top 10 in the NFL in TD passes (14), TD percentage (8.7) and passer rating (102.8) through the first eight weeks of the season.



**JOE
DANNA**




SAFETIES

17TH Year IN THE NFL

2ND Year with THE BILLS

- Joined the Bills as the safeties coach in 2023 after spending the 2022 season as Houston's safeties coach.
- In his first season with Buffalo he helped the defense record 17 INTs and overall totaled 27 takeaways both good for fourth in the NFL.
- Spent five years (2017-21) with Jacksonville where he served multiple roles including defensive backs coach/nickles (2021), safeties (2019-20), and assistant secondary coach (2017-18).
- Worked as the New York Jets defensive backs coach during the 2015-16 seasons.
- In 2008, Danna secured his first coaching opportunity in the NFL with the Atlanta Falcons, where he served as a defensive assistant for two seasons (2008-09). Danna then spent the following two seasons (2010-11) with the Miami Dolphins as the assistant defensive backs coach before returning to Atlanta as the defensive backs coach for the 2012-14 seasons.



**AUSTIN
GUND**




**OFFENSIVE ASSISTANT/
OFFENSIVE LINE**

3RD Year IN THE NFL

3RD Year with THE BILLS

- Joined the Bills in 2022 as the fellowship/offensive quality control coach and was named offensive assistant/offensive line coach in 2023.
- In 2023 the Bills offensive line started all 17 regular season games, the first time that has happened in Buffalo since 1989.
- During his first season in Buffalo, the Bills ranked second in the NFL in both total offense (397.6 YPG) and points per game (28.4).
- Served as a graduate assistant at Wake Forest (2020-21) where he worked primarily with the offensive line.
- Prior to his time at Wake Forest, spent two seasons as the offensive line coach and director of football operations at Belhaven University. He helped transform the Blazers from an Air Raid to a Pro Style offense.
- Was a four-year starting center at the University of Richmond and served as a team captain his final three seasons.



**MATT
EDWARDS**



**ASSISTANT
DEFENSIVE LINE**

7TH Year IN THE NFL

1ST Year with THE BILLS

- Joined the Bills as the assistant defensive line coach in 2023 after spending the last two seasons with the Raiders serving as the defensive assistant and pass rush specialist. During his time with the Raiders, he helped Maxx Crosby lead the league in tackles for loss in consecutive season and earn back-to-back Pro Bowl appearances.
- Spent four seasons with the Tennessee Titans (2018-21) as the defensive assistant and assistant special teams coach.
- Began his coaching career in 2003 with the College of Wooster. Also coached for Kent State (2004-10), Miami (OH) (2011-12), Florida Atlantic (2013) and Tiffin University (2014-17).
- Played linebacker and defensive end in college for Miami (OH) and he was named a team captain for his senior season.



COACHES



CORY HARKEY



ASSISTANT SPECIAL TEAMS

3RD Year IN THE NFL

3RD Year with THE BILLS

- Hired as the Bills assistant special teams coach in 2022 after working as the tight ends coach at Tennessee State.
- In 2023 the Bills special teams unit took home two AFC Special Teams player of the Month awards (Tyler Bass, September & Sam Martin, December/January). And in 2022 he helped the special teams unit rank first in the league in DVOA.
- At Tennessee State, coached TE Rodell Rahmaan to a team-leading 484 receiving yards and six touchdowns on 29 receptions.
- Played tight end in the NFL from 2012-16 with the St. Louis/Los Angeles Rams. Played in 64 games and caught 27 passes for 215 yards and three touchdowns.



ADAM HENRY



WIDE RECEIVERS

14TH Year IN THE NFL

2ND Year with THE BILLS

- Joined the Bills as the wide receivers coach in 2023 where he helped Stefon Diggs to his fourth straight Pro Bowl selection and he helped Gabe Davis (7) match his career high in TD receptions.
- Served as the wide receivers coach of the University of Indiana in 2022.
- Served as Dallas' wide receivers coach from 2020-21 where he helped Ceedee Lamb and Amari Cooper to 1,000 yard receiving seasons.
- Aided in the development of Odell Beckham Jr. and Jarvis Landry at LSU (2012-14) and the Browns where they collected All-American honors and Pro-Bowl berths. Also coached Beckham with the Giants in (2016-17).
- Entered the NFL as a UDFA in 1994 with the Saints before spending 10 years at his alma mater McNeese State. He spent nine seasons (1997-05) as the wide receivers coach before being promoted to assistant head coach/offensive coordinator for 2006 before heading to the Oakland Raiders for five seasons (2007-11).



AL HOLCOMB



LINEBACKERS

16TH Year IN THE NFL

2ND Year with THE BILLS

- Joined the Bills as the senior defensive assistant in 2023 after spending his past three seasons (2020-22) in Carolina serving various roles as asst. head coach, defensive coordinator, and defensive run game coordinator.
- In his first season in Buffalo helped Taron Johnson earn second team All-Pro honors for the first time in his career.
- Worked with Luke Kuechly during Holcombs first stint in Carolina (2013-17) and helped guide him to five consecutive pro bowls and four first team All Pro honors and the 2013 NFL Defensive Player off the year. Also helped Thomas Davis to All Pro honors in 2015 and four 100 tackles seasons with Holcomb.
- Worked as a defensive assistant with the New York Giants (2009-12), helping the Giants win Super Bowl XLVI.
- Prior to working in the NFL, Holcomb spent 14 seasons as an asst. coach on the college level at Lafayette (2006-08), Kutztown (2004-05), Bloomsburg (1998-2003), Colby (1997), and Temple (1995-96).



AARON KROMER



OFFENSIVE LINE

23RD Year IN THE NFL

5TH Year with THE BILLS

- Re-joined the Bills in 2022 as the team's offensive line coach, a role he previously held from 2015-16.
- In 2023 the Bills offensive line that started Week 1 started all 17 regular season games, the first time that has happened in Buffalo since 1989.
- Kromer has helped 15 players reach the Pro Bowl during his coaching career, including Mitch Morse (2022) the first of his career and in 2023 he helped guide Dion Dawkins to his third Pro Bowl selection.
- Spent four seasons working for the Rams (2017-20) as the team's running game coordinator/offensive line coach. In 2019, helped lead the Rams to an NFC Championship and Super Bowl LIII appearance.
- While with the Bills in 2015-16, led a line that paved the way for the league's top rushing attack. The Bills led the NFL in rushing in 2015 with 152.0 rushing YPG and again in 2016 with 164.4 rushing YPG.



MARC LUBICK



ASST. QUARTERBACKS/ GAME MANAGEMENT

16TH Year IN THE NFL

8TH Year with THE BILLS

- Now in his eighth season on the Bills coaching staff and his 16th year in the NFL. In 2022, helped Josh Allen earn Pro Bowl honors and finish the season as an MVP finalist in both 2022 and 2023.
- As the assistant wide receivers coach with the Broncos from 2015-16, coached a pair of 1,000- yard receivers (Demaryius Thomas and Emmanuel Sanders) in both seasons and won Super Bowl 50.
- Texans wide receiver Andre Johnson earned two of his seven Pro Bowl selections working with Lubick and led the NFL with 221 catches from 2012-13.
- After playing safety at Montana State University from 1996-99, spent eight years coaching in the college ranks.
- Is the son of Sonny Lubick, head coach of Colorado State from 1993-2007.



COACHES



DJ MANGAS 

OFFENSIVE QUALITY CONTROL

2ND Year IN THE NFL

2ND Year with THE BILLS

- Named the Bills offensive quality control coach in 2024 after originally joining the Bills during the 2023 season as an offensive assistant.
- Began his coaching career in 2012 as the quarterbacks coach for Haan-Sydney College.
- Mangas has also coached at Georgetown (running backs 2013), William & Mary (running backs 2014-16, offensive coordinator/quarterbacks 2017-18), LSU (offensive analyst 2019, passing game coordinator 2021), Carolina Panthers (offensive assistant 2020), UCF (defensive analyst 2022) and with the University of Buffalo (offensive coordinator/tight ends 2023).
- Helped LSU win the 2019 national championship while being a part of an offensive coaching staff that scored 50+ points seven times.
- Graduated from William & Mary in 2012, where he played wide receiver for the Tribe.



KYLE SHURMUR 

OFFENSIVE QUALITY CONTROL

3RD Year IN THE NFL

3RD Year with THE BILLS

- Joined the Bills in 2022 as a defensive quality control coach and in 2023 was named as an offensive quality control.
- In 2020, began his coaching career as a volunteer offensive quality control at Vanderbilt.
- Signed with Kansas City as an undrafted free agent in 2019, and spent time on the practice squads of the Chiefs (2019), Bengals (2020) and Washington Football Team (2021).
- Played four seasons as a quarterback at Vanderbilt from 2015-18 and finished as the school's all-time leader in touchdown passes (64) and passing yards (8,865).
- Is the son of Pat Shurmur, former head coach of the Cleveland Browns (2011-12) and NY Giants (2018-19).



KELLY SKIPPER 

RUNNING BACKS

18TH Year IN THE NFL

8TH Year with THE BILLS

- Is in his third stint as an NFL running backs coach after getting hired by the Bills in 2017.
- Skipper helped second year back James Cook earn a Pro Bowl appearance after finishing the 2023 season as one of only 2 RBs in the NFL with 1,100+ rushing yards and 425+ receiving yards. Cook finished the season ranked fourth in the NFL in rushing (1,122) and sixth in scrimmage yards (1,567).
- Oversaw the development of Devin Singletary, who finished the 2021 season with touchdowns in six consecutive games (regular and postseason).
- As the Jaguars running backs coach from 2015-16, tutored 2015 second-round draft pick T.J. Yeldon, who led AFC rookies with 740 yards.
- Served as running backs coach for the Raiders for six seasons after two years as tight ends coach.
- Played running back at Fresno State and finished his career with 2,237 rushing yards and 28 touchdowns.



CHRISTIAN TAYLOR 

DEFENSIVE QUALITY CONTROL

1ST Year IN THE NFL

1ST Year with THE BILLS

- Taylor was named the Bills defensive quality coach in 2024 after spending the last four seasons as William & Mary's offensive coordinator/running backs coach.
- In his most recent role as offensive coordinator for the Tribe, Taylor coached 4 All-Americans during his time at W&M and he won the 2023 AFCA National FCS Assistant Coach of the Year.
- During his 16 years of coaching in the college ranks, Taylor has coached at W&M (2008-09/2020-23), San Diego State (2010), Michigan (2011), San Diego (2012-13/2016-19) and Illinois Wesleyan (2014-15).
- Taylor played quarterback for the Tribe from 2002-06 and was a member of the 2004 team that advanced to the FCS Playoff semifinals.



MARCUS WEST 

DEFENSIVE LINE


3RD Year IN THE NFL

3RD Year with THE BILLS

- West was named the defensive line coach in 2024 after the Bills tallied 54 sacks which ranked fourth best in the NFL during the 2023 season.
- Originally joined Buffalo in 2022 as the team's assistant defensive line coach. Prior to the Bills, spent time in the college ranks, most recently as the assistant head coach/co-defensive coordinator/defensive line coach at UNC Charlotte from 2019-21.
- Helped the Bills defense finished 2022 ranked first in the AFC with 17.8 PPG and ranked second in the NFL with 286 points allowed.
- During his first season at Charlotte, the defensive unit set school records for sacks (36) and tackles for loss (86) and finished the season with a school-record 7 wins.
- His professional playing career spanned three leagues with one-year stints with the Indianapolis Colts (2006), Amsterdam Admirals (2007) and Hamilton Tiger-Cats (2007).



COACHES



**ALVIN
VAUGHN**



**FELLOWSHIP
COACH**

2ND Year IN THE NFL

2ND Year with THE BILLS

- Vaughn was named the Bills fellowship coach in 2023 after spending the last four seasons as Belhaven University's grad assistant (2019-21) and their defensive backs and special teams coordinator (2022).
- In his first year with the Bills Vaughn worked closely with linebackers coach Bobby Babich and aided in the development of first-year starter Terrel Bernard who posted a team high 143 total tackles (most by a Bill since 2017) and was one of four players since 1982 to have recorded 6+ sacks, 3+ INTs and 3+ fumble recoveries in one season.
- In 2022, Vaughn played a key role in developing All-USA South first-team defensive backs Phazion Locke and Corey Toliver. Cornerback TJ Hersey broke his own pass breakups single-season record with 16 under Vaughn's leadership.



**MATT
WORSWICK**



**DIRECTOR OF TEAM
ADMINISTRATION**

8TH Year IN THE NFL

8TH Year with THE BILLS

- Worswick is in his eighth season with the Bills and his third as Director of Team Administration. Worswick spent his first five years in Buffalo as the assistant to the head coach.
- Since arriving in Buffalo, Worswick has played an integral role in building a culture that has resulted in six playoff berths (2017, 2019-23), four division titles (2020-23) and a trip to the AFC Championship (2020).
- Worswick has assisted Head Coach Sean McDermott in the management of the coaching staff and assisted both the defense and special teams units.
- Was the football operations assistant for Carolina during the 2016 season helping to coordinate all aspects of the coaching and personnel needs.
- Worked as an intern during the 2014 and 2015 seasons for the Panthers in the equipment and football operations departments.



PLAYER PERSONNEL



BRIAN GAINE 

ASSISTANT GM

26TH Year IN THE NFL

7TH Year with THE BILLS

- Promoted to assistant GM prior to the 2022 season. Returned to the Bills organization in 2019 after spending the 2018 season as the GM for the Houston Texans. Gaine had previously spent three seasons with Houston as the director of player personnel from 2014-16.
- Served as the vice president of player personnel for the Bills during the 2017 season.
- Prior to his time in Houston, Gaine was the Miami Dolphins assistant general manager in 2012 and 2013. He was the Dolphins director of player personnel in 2011 and served as the assistant director of player personnel from 2008-10.
- Gaine attended the University of Maine and played tight end before stints with the New York Jets, New York Giants and Kansas City Chiefs.



TERRANCE GRAY 

DIRECTOR OF PLAYER PERSONNEL

23RD Year IN THE NFL

8TH Year with THE BILLS

- Promoted to the role of director of player personnel prior to the 2022 season after spending 2021 as the assistant director of player personnel.
- Joined the Bills in 2017 after spending the last 11 seasons as a college scout with the Minnesota Vikings. He was last responsible for scouting the Southeast portion of the country.
- Worked in player development and player personnel for three years with the Kansas City Chiefs from 2003-05 before going to Minnesota. He served as the club's area scout of National Football Scouting (NFS) during the 2005 season and in preparation for the 2006 Draft. Prior to moving into scouting, Gray was the Chiefs player development coordinator and worked in player personnel from June 2003 to June 2005.



MATT BAZIRGAN 

DIRECTOR OF COLLEGE SCOUTING

21ST Year IN THE NFL

3RD Year with THE BILLS

- Joined the Bills in 2022 after spending the last four seasons with the Houston Texans as a senior personnel executive and was promoted to director of college scouting in 2024.
- Was promoted to co-assistant director of player personnel for Houston after the 2020 season after spending his first three years as the Director of Player Personnel.
- Spent 14 years with the New York Jets before making the move to the Texans prior to the 2018 season.
- Finished his time with the Jets as the director of college scouting. Also served as the director of pro personnel, assistant director of pro personnel, west coast scouting supervisor and a college scout during his time with New York. Originally started his NFL career as the college scouting assistant for the Jets in 2004.
- Attended Bates College and was a member of the football team from 1996-2000.



MALIK BOYD 

SENIOR PERSONNEL ADVISOR

22ND Year IN THE NFL

8TH Year with THE BILLS

- Promoted to the role of senior personnel advisor prior to the 2023 season.
- Joined the Bills in 2017 after spending the past 12 season with the Arizona Cardinals, most recently as the assistant director of pro scouting since 2014.
- Also held the titles of western regional scout (2014), regional scout (2008-12) and area scout (2005-07). Began his scouting career with the Indianapolis Colts in 2003.
- Named the NFC Scout of the Year in 2014 by the Fritz Pollard Alliance.
- Enjoyed a three-year NFL playing career following his days as a defensive back at Southern University. Boyd played for the Vikings from 1994-95, the Saints in 1996 and then had a stint with British Columbia in the CFL in 1997.
- Following his playing career, Boyd served as a defensive backs coach at his alma mater Smiley High School (Houston, TX) from 1999-01.



BUFFALO BILLS

PLAYERS



QB | 17

JOSH ALLEN

AGE: 28 (May 21, 1996) | HT: 6-5 | WT: 237

COLLEGE: Wyoming

NFL EXP: 7 Years

HOMETOWN: Firebaugh, CA

ACQUIRED: Draft (2018, R1)

X JoshAllenQB

IG joshallenqb

FIRST-AND-10

JOSH ALLEN has played six seasons in Buffalo after spending three years at Wyoming (2015-17) and one year at Reedley College (2014). Allen was the seventh selection of the first round by the Bills in 2018 and signed a six-year contract extension to keep him in Buffalo through 2028.

SHOUTOUTS

- In 2023, led the NFL in both total touchdowns (44) and yards (4,830).
- Finished second in MVP voting in 2020 and was a finalist in 2022 and 2023.
- Named a second-team All Pro in 2020 and a Pro Bowler in 2020 & 2022.
- During the 2021 postseason, tallied a 149.0 passer rating--which marked the highest all-time for a player in a single playoffs (min. 50 att.).
- Was under center for the first 'perfect game' in NFL history as the Bills scored a touchdown on every drive vs. NE (1/15/22). In the effort, became the first player in NFL history with 5 passing TDs, an 80% completion percentage & and 50+ rush yards.
- In 2023, set an NFL single season record with 11 games with a passing and rushing touchdown.
- Recorded three consecutive games vs. KC with 300+ passing yards, 3+ TDs and no interceptions. Joining Drew Brees as the only players to ever do so vs. a single opponent.
- Named AFC Offensive Player of the Month in September and December during the 2020 season. Has been named AFC Offensive Player of the Week a franchise-record 12 times in his career.
- In 2020, set Bills single season franchise records for passing touchdowns (37), completions (396), 300 yard games (8), passer rating (107.2), completion percentage (69.2), passing yards (4,544) and total touchdowns (46).

IF YOU HAVEN'T HERD

FROM THE GRIDIRON TO THE GREEN

Away from the field, Allen is an avid fan of golf. Whether it's playing or attending tournaments, Allen has enjoyed some golf experiences that any golf fan would be envious of. Some of the highlights include:

- Has attended nine majors, including the Masters every year since first attending golf's premier event in 2018 (except for 2020 due to COVID).
- Is a member of Oak Hill Country Club in Rochester, NY, which is the home of the 2023 PGA Championship. Beat Bills GM Brandon Beane in a golf outing at Oak Hill prior to the start of the 2022 season.
- Has played in the AT&T Pebble Beach Pro-Am three times, pairing with PGA pro Keith Mitchell.
- Has played in the American Century Championship in Lake Tahoe three times.
- In February 2023, met his childhood idol Tiger Woods while attending the final round of the Genesis Invitational. Played in a pro-am with Tiger in the 2024 offseason.
- Paired up with Patrick Mahomes and faced Tom Brady/Aaron Rodgers in the sixth edition of The Match, which was played at Wynn Golf Club in Las Vegas, NV.
- At his house in Buffalo, he has a golf simulator in his basement.
- Is a part-owner of the local golf brand, OnCore Golf.
- Is a member of one of the premier golf clubs in Western New York: Crag Burn Golf Club.
- Participated in a nationally televised event at Augusta National put on by EA Sports to launch their new golf game. Among others, Allen was joined by Eric Church and Tony Finau in playing the new video game.

PERSONAL

The son of Joel and LaVonne Allen, Josh is the second of four children (two sisters and one brother). He earned his degree from Wyoming with a major in communications. Also played basketball and baseball at Firebaugh HS.



HUMBLE BEGINNINGS

Allen's journey to Buffalo has been no short trek. Born and raised in Firebaugh, California, Allen grew up in a farming town with a population of around 8,000 people. Allen understands the impact his career can have on others.. "I hope that they can look at my story and find a source of inspiration and just know that it is possible. And there's nobody in this world that can tell you not to do something if you have the desire to work for it." Allen hasn't forgotten his roots and invested in a pistachio tree farm with his dad.

THE STAMPEDE

Favorite book: The Mamba Mentality

Little known fact: Participated in gymnastics as a kid

Pet peeve: Sound of a vacuum

Hidden talent: Can juggle

Dream sporting event to attend: A Sabres Stanley Cup game

Favorite wing spot: Bar Bill

Favorite movie: The Man from U.N.C.L.E.

Favorite TV show: Peaky Blinders

Favorite food: Hibachi

Favorite gas station snack: Sushi

Hobbies: Golf and bird watching

Conspiracy theory he believes: Pigeons are controlled by the government and charge on power lines

Favorite musical artist: Elvis

Favorite vacation spot: The Bahamas

Bucket list item: A hole-in-one

Fun fact: Still has a baby tooth

First job: Working on the family farm

First car: His grandmother's old Tahoe with 100K miles on it

AN EMOTIONAL WIN

Josh Allen led the Bills to a 44-34 win over the Seattle Seahawks in 2020. The performance became even more meaningful after the game when Bills HC Sean McDermott told the media that Josh's grandmother, Patricia Allen, had passed away the day prior. In a post-game video released by the team, Allen emotionally tells his teammates "I love you guys. There's no place I'd rather be." Upon learning of the heartache Allen played through, Bills fans began making donations to Oishei Children's Hospital in \$17 increments. Donations exploded over the week, eventually surpassing a million dollars.

BUFFALO TRACKS

PLAYOFF OFFENSIVE YPG (ALL-TIME)

Player	Total TDs
1. Josh Allen	330.2
2. Matthew Stafford	316.3
3. Colin Kaepernick	313.5

*Min. five career playoff games

BILLS SINGLE SEASON PASSING LEADERS

Player	Season	Passing Yards
1. Josh Allen	2020	4,544
2. Josh Allen	2021	4,407
3. Drew Bledsoe	2002	4,359
4. Josh Allen	2023	4,306
5. Josh Allen	2022	4,283

FIRST 6 SEASONS, TOTAL TDS (ALL-TIME)

Player	Total TDs
1. Josh Allen	221
2. Patrick Mahomes	204
3. Dan Marino	199



JOSH ALLEN'S NFL REGULAR SEASON PASSING STATISTICS

DATE	TEAM	GP	GS	ATT.	CMP.	PCT.	YDS	AVG.	TD	INT.	LG	SK	LST	RATE
2018	Bills	12	11	320	169	52.8	2,074	6.5	10	12	75†	28	213	67.9
2019	Bills	16	16	461	271	58.8	3,089	6.7	20	9	53†	38	237	85.3
2020	Bills	16	16	572	396	69.2	4,544	7.9	37	10	55	26	159	107.2
2021	Bills	17	17	646	409	63.3	4,407	6.8	36	15	61	26	164	92.2
2022	Bills	16	16	567	359	63.3	4,283	7.6	35	14	98†	33	162	96.6
2023	Bills	17	17	579	385	66.5	4,306	7.4	29	18	81†	24	152	92.2
TOTALS		94	93	3,145	1,989	63.2	22,703	7.2	167	78	98T	175	1,087	92.2

JOSH ALLEN'S NFL POSTSEASON PASSING STATISTICS

DATE	TEAM	GP	GS	ATT.	CMP.	PCT.	YDS	AVG.	TD	INT.	LG	SK	LST	RATE
2019	Bills	1	1	46	24	52.2	264	5.7	0	0	38	3	27	69.5
2020	Bills	3	3	120	77	64.2	817	6.8	5	1	37	8	94	94.3
2021	Bills	2	2	62	48	77.4	637	10.3	9	0	75†	2	16	149.0
2022	Bills	2	2	81	48	59.3	616	7.6	3	3	52	8	39	80.1
2023	Bills	2	2	69	47	68.1	389	5.6	4	0	34	2	14	101.7
TOTALS		10	10	378	244	64.6	2,723	7.2	21	4	75T	23	190	100.0

JOSH ALLEN'S NFL REGULAR SEASON RUSHING STATISTICS

DATE	TEAM	NO.	YDS.	AVG.	LG	TD
2018	Bills	89	631	7.1	45	8
2019	Bills	109	510	4.7	36	9
2020	Bills	102	421	4.1	24†	8
2021	Bills	122	763	6.3	34	6
2022	Bills	124	762	6.1	44	7
2023	Bills	111	524	4.7	23	15
TOTALS		657	3,611	5.5	45	53

JOSH ALLEN'S NFL POSTSEASON RUSHING STATISTICS

DATE	TEAM	NO.	YDS.	AVG.	LG	TD
2019	Bills	9	92	10.2	42	0
2020	Bills	25	145	5.8	18	1
2021	Bills	17	134	7.9	26	0
2022	Bills	12	46	3.8	12	1
2023	Bills	20	146	7.3	52†	3
TOTALS		83	563	6.8	52T	5



SINGLE-GAME HIGHS: QUARTERBACK

Pass Attempts	63 at Miami Dolphins, Sep 25, 2022	Passer Rating	158.3 vs. Miami Dolphins, Oct 01, 2023
Pass Completions	42 at Miami Dolphins, Sep 25, 2022	Rush Attempts	15 at Miami Dolphins, Jan 07, 2024
Yards Passing	424 vs. Pittsburgh Steelers, Oct 09, 2022	Rushing Yards	135 at Miami Dolphins, Dec 02, 2018
TD Passes	4 vs. Miami Dolphins, Oct 01, 2023	Rushing Average	15.0 at Miami Dolphins, Dec 02, 2018
Long Passes	98† vs. Pittsburgh Steelers, Oct 09, 2022	Longest Runs	45 vs. Jacksonville Jaguars, Nov 25, 2018
Completion Percentage	84.0 vs. Miami Dolphins, Oct 01, 2023	Rushing TDs	2 vs. New England Patriots, Dec 31, 2023

2023 GAME-BY-GAME REGULAR-SEASON STATISTICS (BILLS)

DATE	OPPONENT	P/S	PASSING											RUSHING					SCORE
			ATT	CMP	YDS	PCT	Y/A	Y/C	TD	INT	LG	SK/YD	RATE	ATT	YDS	LG	TD	W/L	
09/11	at Jets	S	41	29	236	70.7	5.8	8.1	1	3	26	5/19	62.7	6	36	14	0	L	16-22+
09/17	Raiders	S	37	31	274	83.8	7.4	8.8	3	0	40	2/7	124.5	3	7	3	0	W	38-10
09/24	at Commanders	S	32	20	218	62.5	6.8	10.9	1	1	35†	0/0	79.9	3	46	23	1	W	37-3
10/01	Dolphins	S	25	21	320	84.0	12.8	15.2	4	0	55†	2/10	158.3	4	17	11†	1	W	48-20
10/08	Jaguars	S	40	27	359	67.5	9.0	13.3	2	1	48	0/0	102.0	4	14	7	1	L	20-25
10/15	Giants	S	30	19	169	63.3	5.6	8.9	2	1	28	0/0	86.7	2	11	6	0	W	14-9
10/22	at Patriots	S	41	27	265	65.9	6.5	9.8	2	1	28	1/7	90.0	7	17	7	1	L	25-29
10/26	Buccaneers	S	40	31	324	77.5	8.1	10.5	2	1	30	2/12	106.7	7	41	13†	1	W	24-18
11/05	at Bengals	S	38	26	258	68.4	6.8	9.9	1	1	34	1/9	85.2	8	44	11	1	L	18-24
11/13	Broncos	S	26	15	177	57.7	6.8	11.8	1	2	38	0/0	59.3	4	13	6†	1	L	22-24
11/19	Jets	S	32	20	275	62.5	8.6	13.8	3	1	81†	1/12	108.2	5	15	7	0	W	32-6
11/26	at Eagles	S	51	29	339	56.9	6.6	11.7	2	1	31	1/7	82.1	9	81	19	2	L	34-37+
12/10	at Chiefs	S	42	23	233	54.8	5.5	10.1	1	1	27	3/24	68.8	10	32	8	1	W	20-17
12/17	Cowboys	S	15	7	94	46.7	6.3	13.4	1	0	24	1/9	89.3	8	24	9	1	W	31-10
12/23	at Chargers	S	21	15	237	71.4	11.3	15.8	1	1	57†	1/7	104.7	5	15	6	2	W	24-22
12/31	Patriots	S	30	15	169	50.0	5.6	11.3	0	1	51	1/15	53.3	11	44	19	2	W	27-21
01/07	at Dolphins	S	38	30	359	78.9	9.4	12.0	2	2	46	3/14	101.6	15	67	15	0	W	21-14
2023 TOTALS			17-17	579	385	4,306	66.5	7.4	11.2	29	18	81†	24/152	92.2	111	524	23	15	11-6

† - Overtime



2022 GAME-BY-GAME REGULAR-SEASON STATISTICS (BILLS)

DATE	OPPONENT	P/S	PASSING											RUSHING					SCORE
			ATT	CMP	YDS	PCT	Y/A	Y/C	TD	INT	LG	SK/YD	RATE	ATT	YDS	LG	TD	W/L	
09/08	at Rams	S	31	26	297	83.9	9.6	11.4	3	2	53†	2/5	112.0	10	56	13	1	W	31-10
09/19	Titans	S	38	26	317	68.4	8.3	12.2	4	0	46†	1/4	128.9	1	10	10	0	W	41-7
09/25	at Dolphins	S	63	42	400	66.7	6.3	9.5	2	0	28	4/18	94.7	8	47	19	0	L	19-21
10/02	at Ravens	S	36	19	213	52.8	5.9	11.2	1	1	23	1/12	68.4	11	70	20	1	W	23-20
10/09	Steelers	S	31	20	424	64.5	13.7	21.2	4	1	98†	0/0	134.1	5	42	21	0	W	38-3
10/16	at Chiefs	S	40	27	329	67.5	8.2	12.2	3	0	34†	1/11	117.6	12	32	16	0	W	24-20
10/30	Packers	S	25	13	218	52.0	8.7	16.8	2	2	53	2/2	75.1	6	49	20	0	W	27-17
11/06	at Jets	S	34	18	205	52.9	6.0	11.4	0	2	42	5/22	46.8	9	86	36†	2	L	17-20
11/13	Vikings	S	43	29	330	67.4	7.7	11.4	1	2	25	2/19	78.6	6	84	25	0	L	30-33+
11/20	Browns	S	27	18	197	66.7	7.3	10.9	1	0	28	2/11	100.4	3	7	6	0	W	31-23
11/24	at Lions	S	42	24	253	57.1	6.0	10.5	2	1	36	3/16	80.8	10	78	21	1	W	28-25
12/01	at Patriots	S	33	22	223	66.7	6.8	10.1	2	0	21	2/0	106.0	8	20	8	0	W	24-10
12/11	Jets	S	27	16	147	59.3	5.4	9.2	1	0	32	3/17	86.5	10	47	16	1	W	20-12
12/17	Dolphins	S	40	25	304	62.5	7.6	12.2	4	0	45	2/8	119.2	10	77	44	0	W	32-29
12/24	at Bears	S	26	15	172	57.7	6.6	11.5	2	2	24	1/0	71.3	6	41	15	1	W	35-13
01/08	Patriots	S	31	19	254	61.3	8.2	13.4	3	1	49†	2/17	106.1	9	16	7	0	W	35-23
2022 TOTALS			16-16	567	359	4,283	63.3	7.6	11.9	35	14	98†	33/162	96.6	124	762	44	7	13-3

+ - Overtime

2021 GAME-BY-GAME REGULAR-SEASON STATISTICS (BILLS)

DATE	OPPONENT	P/S	PASSING											RUSHING					SCORE
			ATT	CMP	YDS	PCT	Y/A	Y/C	TD	INT	LG	SK/YD	RATE	ATT	YDS	LG	TD	W/L	
09/12	Steelers	S	51	30	270	58.8	5.3	9.0	1	0	37	3/16	79.7	9	44	11	0	L	16-23
09/19	at Dolphins	S	33	17	179	51.5	5.4	10.5	2	1	41	1/8	75.2	5	35	15	0	W	35-0
09/26	Commanders	S	43	32	358	74.4	8.3	11.2	4	0	41	0/0	129.8	4	9	4	1	W	43-21
10/03	Texans	S	30	20	248	66.7	8.3	12.4	2	1	37	1/5	100.4	6	41	16	0	W	40-0
10/10	at Chiefs	S	26	15	315	57.7	12.1	21.0	3	0	61	0/0	139.1	11	59	22	1	W	38-20
10/18	at Titans	S	47	35	353	74.5	7.5	10.1	3	1	31	3/18	107.8	9	26	7	0	L	31-34
10/31	Dolphins	S	42	29	249	69.0	5.9	8.6	2	0	20	0/0	100.2	8	55	34	1	W	26-11
11/07	at Jaguars	S	47	31	264	66.0	5.6	8.5	0	2	28	4/35	62.7	5	50	22	0	L	6-9
11/14	at Jets	S	28	21	366	75.0	13.1	17.4	2	1	57	2/16	125.6	2	3	4	0	W	45-17
11/21	Colts	S	35	21	209	60.0	6.0	10.0	2	2	31	1/8	72.2	2	18	10	0	L	15-41
11/25	at Saints	S	28	23	260	82.1	9.3	11.3	4	2	28	2/12	115.2	8	43	10	0	W	31-6
12/06	Patriots	S	30	15	145	50.0	4.8	9.7	1	0	26	2/14	75.0	6	39	21	0	L	10-14
12/12	at Buccaneers	S	54	36	308	66.7	5.7	8.6	2	1	25	3/15	86.0	12	109	23	1	L	27-33+
12/19	Panthers	S	34	19	210	55.9	6.2	11.1	3	1	28	4/17	91.5	3	24	26	0	W	31-14
12/26	at Patriots	S	47	30	314	63.8	6.7	10.5	3	0	28	0/0	104.4	12	64	25	0	W	33-21
01/02	Falcons	S	26	11	120	42.3	4.6	10.9	0	3	15	0/0	17.0	15	81	16	2	W	29-15
01/09	Jets	S	45	24	239	53.3	5.3	10.0	0	2	28	0/0	83.5	5	63	32	0	W	27-10
2021 TOTALS			17-17	646	409	4,407	63.3	6.8	10.8	36	15	61	26/164	92.2	122	763	34	6	11-6

+ - Overtime



2020 GAME-BY-GAME REGULAR-SEASON STATISTICS (BILLS)

DATE	OPPONENT	P/S	PASSING											RUSHING					SCORE
			ATT	CMP	YDS	PCT	Y/A	Y/C	TD	INT	LG	SK/YD	RATE	ATT	YDS	LG	TD	W/L	
09/13	Jets	S	46	33	312	71.7	6.8	9.5	2	0	29	3/6	104.6	14	57	16	1	W	27-17
09/20	at Dolphins	S	35	24	415	68.6	11.9	17.3	4	0	47	1/4	146.7	4	19	16	0	W	31-28
09/27	Rams	S	33	24	311	72.7	9.4	13.0	4	1	39	4/37	128.9	4	8	6	1	W	35-32
10/04	at Raiders	S	34	24	288	70.6	8.5	12.0	2	0	49	1/14	115.8	3	-1	1f	1	W	30-23
10/13	at Titans	S	41	26	263	63.4	6.4	10.1	2	2	22f	1/10	77.6	4	18	7	0	L	16-42
10/19	Chiefs	S	27	14	122	51.9	4.5	8.7	2	1	22	0/0	73.4	8	42	13	0	L	17-26
10/25	at Jets	S	43	30	307	69.8	7.1	10.2	0	0	38	2/11	90.0	11	61	17	0	W	18-10
11/01	Patriots	S	18	11	154	61.1	8.6	14.0	0	1	41	1/5	65.5	10	23	19	1	W	24-21
11/08	Seahawks	S	38	31	415	81.6	10.9	13.4	3	0	39	7/29	138.5	7	14	7	1	W	44-34
11/15	at Cardinals	S	49	32	284	65.3	5.8	8.9	2	2	31	0/0	77.3	7	38	15	0	L	30-32
11/29	Chargers	S	24	18	157	75.0	6.5	8.7	1	1	44	2/10	88.4	9	32	11	1	W	27-17
12/07	at 49ers	S	40	32	375	80.0	9.4	11.7	4	0	35	1/7	139.1	6	11	6	0	W	34-24
12/13	Steelers	S	43	24	238	55.8	5.5	9.9	2	1	23	1/8	77.5	6	28	11	0	W	26-15
12/19	at Broncos	S	40	28	359	70.0	9.0	12.8	2	0	55	1/7	114.5	3	33	24f	2	W	48-19
12/28	at Patriots	S	36	27	320	75.0	8.9	11.9	4	0	50f	0/0	138.7	4	35	22	0	W	38-9
01/03	Dolphins	S	25	18	224	72.0	9.0	12.4	3	1	32f	1/11	122.3	2	3	4	0	W	56-26
2020 TOTALS			16-16	572	396	4,544	69.2	7.9	11.5	37	10	55	26/159	107.2	102	421	24T	8	13-3

2019 GAME-BY-GAME REGULAR-SEASON STATISTICS (BILLS)

DATE	OPPONENT	P/S	PASSING											RUSHING					SCORE
			ATT	CMP	YDS	PCT	Y/A	Y/C	TD	INT	LG	SK/YD	RATE	ATT	YDS	LG	TD	W/L	
09/08	at Jets	S	37	24	254	64.9	6.9	10.6	1	2	38f	1/12	71.2	10	38	8	1	W	17-16
09/15	at Giants	S	30	19	253	63.3	8.4	13.3	1	0	51	3/16	101.1	7	21	9	1	W	28-14
09/22	Bengals	S	36	23	243	63.9	6.8	10.6	1	1	49	1/2	81.1	9	46	11	0	W	21-17
09/29	Patriots	S	28	13	153	46.4	5.5	11.8	0	3	23	4/31	24.0	5	26	15	1	L	10-16
10/06	at Titans	S	32	23	219	71.9	6.8	9.5	2	1	46	4/15	98.3	10	27	6	0	W	14-7
10/20	Dolphins	S	26	16	202	61.5	7.8	12.6	2	0	27	2/14	111.4	4	32	15	0	W	31-21
10/27	Eagles	S	34	16	169	47.1	5.0	10.6	2	0	28f	4/14	81.6	8	45	14	0	L	13-31
11/03	Commanders	S	20	14	160	70.0	8.0	11.4	1	0	49	2/14	110.4	8	12	6	1	W	24-9
11/10	at Browns	S	41	22	266	53.7	6.5	12.1	0	0	26	1/6	73.8	6	28	12	2	L	16-19
11/17	at Dolphins	S	33	21	256	63.6	7.8	12.2	3	0	40f	0/0	117.7	7	56	36	1	W	37-20
11/24	Broncos	S	25	15	185	60.0	7.4	12.3	2	1	34f	1/5	92.9	9	56	18	0	W	20-3
11/28	at Cowboys	S	24	19	231	79.2	9.6	12.2	1	0	29	4/27	120.7	10	43	15f	1	W	26-15
12/08	Ravens	S	39	17	146	43.6	3.7	8.6	1	0	37	6/41	62.6	2	9	7	0	L	17-24
12/15	at Steelers	S	25	13	139	52.0	5.6	10.7	1	1	40	1/8	65.2	7	28	12	1	W	17-10
12/21	at Patriots	S	26	13	208	50.0	8.0	16.0	2	0	53f	4/32	102.7	7	43	16	0	L	17-24
12/29	Jets	S	5	3	5	60.0	1.0	1.7	0	0	5	0/0	64.6	0	0	0	0	L	6-13
2019 TOTALS			16-16	461	271	3,089	58.8	6.7	11.4	20	9	53T	38/237	85.3	109	510	36	9	10-6



2018 GAME-BY-GAME REGULAR-SEASON STATISTICS (BILLS)

DATE	OPPONENT	P/S	PASSING											RUSHING					SCORE
			ATT	CMP	YDS	PCT	Y/A	Y/C	TD	INT	LG	SK/YD	RATE	ATT	YDS	LG	TD	W/L	
09/09	at Ravens	P	15	6	74	40.0	4.9	12.3	0	0	24	3/16	56.0	4	26	14	0	L	3-47
09/16	Chargers	S	33	18	245	54.5	7.4	13.6	1	2	57	5/36	63.3	8	32	14	0	L	20-31
09/23	at Vikings	S	22	15	196	68.2	8.9	13.1	1	0	55	3/32	111.2	10	39	10†	2	W	27-6
09/30	at Packers	S	33	16	151	48.5	4.6	9.4	0	2	34	7/64	36.3	5	19	8	0	L	0-22
10/07	Titans	S	19	10	82	52.6	4.3	8.2	0	1	13	1/3	42.0	4	19	14†	1	W	13-12
10/14	at Texans	S	17	10	84	58.8	4.9	8.4	0	0	39	2/16	71.7	4	20	11	0	L	13-20
10/21	at Colts																	L	5-37
10/29	Patriots																	L	6-25
11/04	Bears																	L	9-41
11/11	at Jets																	W	41-10
11/25	Jaguars	S	19	8	160	42.1	8.4	20.0	1	0	75†	0/0	89.8	13	99	45	1	W	24-21
12/02	at Dolphins	S	33	18	231	54.5	7.0	12.8	2	2	38	2/14	71.7	9	135	28	0	L	17-21
12/09	Jets	S	36	18	206	50.0	5.7	11.4	0	2	38	3/14	44.4	9	101	31	1	L	23-27
12/16	Lions	S	26	13	204	50.0	7.8	15.7	1	0	42†	1/9	89.3	9	16	10	1	W	14-13
12/23	at Patriots	S	41	20	217	48.8	5.3	10.9	1	2	31†	0/0	52.6	5	30	13	0	L	12-24
12/30	Dolphins	S	26	17	224	65.4	8.6	13.2	3	1	46	1/9	114.9	9	95	35	2	W	42-17
2018 TOTALS			12-11	320	169	2,074	52.8	6.5	12.3	10	12	75†	28/213	67.9	89	631	45	8	6-10

2023 GAME-BY-GAME POSTSEASON STATISTICS (BILLS)

DATE	OPPONENT	P/S	PASSING											RUSHING					SCORE
			ATT	CMP	YDS	PCT	Y/A	Y/C	TD	INT	LG	SK/YD	RATE	ATT	YDS	LG	TD	W/L	
01/15	Steelers	S	30	21	203	70.0	6.8	9.7	3	0	34	2/14	121.9	8	74	52†	1	W	31-17
01/21	Chiefs	S	39	26	186	66.7	4.8	7.2	1	0	15	0/0	86.1	12	72	18	2	L	24-27
2023 TOTALS			2-2	69	47	389	68.1	5.6	8.3	4	0	34	2/14	101.7	20	146	52†	3	1-1

2022 GAME-BY-GAME POSTSEASON STATISTICS (BILLS)

DATE	OPPONENT	P/S	PASSING											RUSHING					SCORE
			ATT	CMP	YDS	PCT	Y/A	Y/C	TD	INT	LG	SK/YD	RATE	ATT	YDS	LG	TD	W/L	
01/15	Dolphins	S	39	23	352	59.0	9.0	15.3	3	2	52	7/36	93.1	4	20	12	0	W	34-31
01/22	Bengals	S	42	25	264	59.5	6.3	10.6	0	1	32	1/3	68.0	8	26	6	1	L	10-27
2022 TOTALS			2-2	81	48	616	59.3	7.6	12.8	3	3	52	8/39	80.1	12	46	12	1	1-1

2021 GAME-BY-GAME POSTSEASON STATISTICS (BILLS)

DATE	OPPONENT	P/S	PASSING											RUSHING					SCORE
			ATT	CMP	YDS	PCT	Y/A	Y/C	TD	INT	LG	SK/YD	RATE	ATT	YDS	LG	TD	W/L	
01/15	Patriots	S	25	21	308	84.0	12.3	14.7	5	0	45	0/0	157.6	6	66	26	0	W	47-17
01/23	at Chiefs	S	37	27	329	73.0	8.9	12.2	4	0	75†	2/16	136.0	11	68	14	0	L	36-42+
2021 TOTALS			2-2	62	48	637	77.4	10.3	13.3	9	0	75†	2/16	149.0	17	134	26	0	1-1

+ - Overtime

2020 GAME-BY-GAME POSTSEASON STATISTICS (BILLS)

DATE	OPPONENT	P/S	PASSING											RUSHING					SCORE
			ATT	CMP	YDS	PCT	Y/A	Y/C	TD	INT	LG	SK/YD	RATE	ATT	YDS	LG	TD	W/L	
01/09	Colts	S	35	26	324	74.3	9.3	12.5	2	0	37	2/23	121.6	11	54	16	1	W	27-24
01/16	Ravens	S	37	23	206	62.2	5.6	9.0	1	0	21	2/18	86.1	7	3	6	0	W	17-3
01/24	at Chiefs	S	48	28	287	58.3	6.0	10.3	2	1	34	4/53	80.8	7	88	18	0	L	24-38
2020 TOTALS			3-3	120	77	817	64.2	6.8	10.6	5	1	37	8/94	94.3	25	145	18	1	2-1



2019 GAME-BY-GAME POSTSEASON STATISTICS (BILLS)

DATE	OPPONENT	P/S	PASSING											RUSHING				W/L	SCORE
			ATT	CMP	YDS	PCT	Y/A	Y/C	TD	INT	LG	SK/YD	RATE	ATT	YDS	LG	TD		
01/04	at Texans	S	46	24	264	52.2	5.7	11.0	0	0	38	3/27	69.5	9	92	42	0	L	19-22+
2019 TOTALS		1-1	46	24	264	52.2	5.7	11.0	0	0	38	3/27	69.5	9	92	42	0	0-1	

+ - Overtime



G/C | 70

ALEC ANDERSON

AGE: 24 (October 3, 1999) | HT: 6-5 | WT: 304

COLLEGE: UCLA

NFL EXP: 2 Years

HOMETOWN: Rancho Cucamonga, CA ACQUIRED: UDFA (2022)

alecanderson700

FIRST-AND-10

ALEC ANDERSON signed with the Bills as an undrafted free agent in 2022 and earned a roster spot in 2023. Anderson, who started 20 games at right tackle during a four-year stint at UCLA from 2018-21, spent his rookie season on the Bills practice squad.

SHOUTOUTS

- Earned a spot on the Bills 53-man roster in 2023 but was inactive for every game. Spent his rookie season of 2022 on the Bills practice squad.
- Played in 30 games (20 starts as a right tackle) during a four-year career at UCLA (2018-21).
- Started 10 games at right tackle in 2021 as he helped pave the way for the highest scoring team in the Pac-12 (36.5 points per game).
- Also helped pave the way for the Bruins to average over 200 yards per game on the ground for the second straight season (215.1) and produce a 1,000-yard rusher in Zach Charbonnet (1,137). Overall, UCLA was ranked 17th in the country in rushing.
- In 2020, started all 7 games at right tackle as UCLA produced a rushing average of 230.6 yards per game, which ranked 2nd in the Pac-12.
- Played in 10 games, including his first three career starts, in 2019 and helped block for RB Joshua Kelley who became the 8th running back in UCLA history to record back-to-back 1,000-yard rushing seasons.
- Saw action as a reserve offensive tackle in three games as a freshman in 2018.
- Earned a spot on the Athletic Director's Honor Roll for Spring 2020 and Fall 2021.

BUFFALO TRACKS

REGULAR SEASON GAMES PLAYED/STARTED

2023 (Buf, 0/0) ... Totals (0/0)

IF YOU HAVEN'T HERD

A PAINFUL GROWTH SPURT

Growing up playing Pop Warner football, Anderson was a quarterback and linebacker. As a 5-9, 195 pound high school freshman, he played defensive line and linebacker. It wasn't until a major growth spurt before his sophomore season that he switched to offensive line. He sprouted from 5-9 to 6-5 that year. By the time he was a senior, he weighed 305 pounds. His athleticism playing linebacker is something he credits to now playing offensive line.

ENTREPRENEURIAL SPIRIT

In high school, Anderson and his best friend, Dom Fierro, started their own moving company called "Sons For a Day." His aunt, Deedee, knew a local real estate agent and their office referred a lot of business to them.

"My father took a 10% cut because we used his truck, but I was able to save up enough money for my first Xbox and my first tattoo (Pax Romana on my right arm). We once moved a painting that was worth \$5 million."

THE STAMPEDE

Favorite vacation spot: Iceland

Post-career plans: Be a stay-at-home dad

Favorite food to consume in car: In-N-Out Burger

Favorite movie: Big Lebowski

Favorite conspiracy theory: Other forms of intelligent life

Favorite household chore: Vacuuming

Favorite offensive lineman of all-time: Jason Kelce

PERSONAL

Is the son of Anders and Chrissy Anderson. Anders was born and raised in Germany. Has one brother, Aidan, and two sisters, Alyssa and Ashtyn. His uncle, Cory Harkey, is a former UCLA tight end and the current Bills assistant special teams coach. His uncle, Mike Sweeney, played in the MLB from 1995-2010, mostly for the Royals. Hobbies include painting, off-roading and hiking. Earned a degree in history.



LB | 44

JOE ANDREESSEN

AGE: 24 (February 7, 2000) | HT: 6-0 | WT: 239

COLLEGE: Buffalo

NFL EXP: Rookie

HOMETOWN: Depew, NY

ACQUIRED: UDFA (2024)

JoeAndreesen

josephandreesen

FIRST-AND-10

JOE ANDREESSEN signed with the Bills as an undrafted free agent out of Buffalo following participating in the Bills 2024 rookie minicamp on a try-out basis.

SHOUTOUTS

- Split his college career between Buffalo (2023) and Bryant (2018-22).
- Started all 12 games at linebacker for the UB Bulls in 2023. Led the Bulls in tackles with 90 and tackles for loss with 12. Added a sack, two pass breakups and a forced fumble.
- Finished his career at Bryant ranking third in career tackles with 256.
- Earned All-America honors after setting a Bryant school record with 116 tackles in 2022. Ranked eight in the FCS while averaging 10.5 tackles per game.
- In 2021, was a First Team All-NEC selection. Started all 11 games and finished second on team with 80 tackles. Added eight TFLs and led the NEC with three interceptions.
- During the spring 2021 season, was named a First-Team All-NEC Selection. Posted 25.0 tackles and 7.5 TFLs. Tied the Bryant single-game record with 17.0 tackles at LIU in the season opener.
- In 2019, only appeared in four games due to an injury, but posted 23 tackles, 2.0 sacks and 3.5 TFLs.
- Appeared in all 11 games as a true freshman in 2018.

THE STAMPEDE

Favorite TV show: Breaking Bad

Favorite movie: Gladiator

Favorite musical artist: Kenny Chesney

Favorite food: Wings from Frank's Grille in Lancaster

First car: 2006 Red Ford Fusion, which he still drives

Dream vacation spot: Travel to Japan

Hobbies: Collecting baseball cards and anime

IF YOU HAVEN'T HERD

CONTROL WHAT'S IN YOUR POWER

Joe Andreesen was ready to take the next step in college football. He arrived at the University at Buffalo in January with high expectations for himself and for a new program, after four years of playing football at Bryant University. Then, he started training with the Bulls as they prepared for spring practices. The Lancaster graduate had to make the transition from playing at the Football Championship Subdivision level to the Football Bowl Subdivision level. He had to learn a new defense. He had to study a new playbook. He had to enroll in a master's degree program. A question persistently nagged Andreesen, who was a second-team Associated Press FCS All-American at Bryant in 2022. 'Did I make the right choice?'

"It's like you're a freshman all over again," said Andreesen, a 6-foot-1, 234-pound linebacker. "When you're a freshman, I'm sure if you ask the freshmen when they come into college football, they're like, 'I don't know if I can do this,' so it was definitely one of those moments. Like, I don't know if I can do this. There was a lot of those moments, but that's what they preach here, you keep your head down and keep moving forward."

Andreesen found answers within himself and his family, and among his new teammates. He read books on the practice of stoicism, focusing on what is in an individual's control and how to live through perseverance and gaining wisdom through experience: "How to Think Like a Roman Emperor: The Stoic Philosophy of Marcus Aurelius," by Donald J. Robertson and "How to Be a Stoic," by Massimo Pigliucci, to name two. "It's controlling what's in your power," Andreesen said of his takeaway. "Not letting outside stuff that you can't control affect how you think."

(Buffalo News, Rachel Lenzi, October 20, 2023)

PERSONAL

Last name is pronounced "an-DREE-sen". The son of Jody and Paul Andreesen. Has one brother, JD, who played baseball at Campbell and Monmouth as a catcher.



DT | 51


ELI ANKOU


AGE: 29 (June 8, 1994) | HT: 6-3 | WT: 325

COLLEGE: UCLA

NFL EXP: 6 Years

HOMETOWN: Orleans, Ontario, CA ACQUIRED: Free Agent (2024)

 eliankou

 gravitytrain

FIRST-AND-10

ELI ANKOU signed a Reserve/Future contract to remain in Buffalo in 2024. He originally entered the NFL as an undrafted free agent out of UCLA to the Texans following the 2017 draft. In addition to the Bills, he has also played for the Texans, Jaguars, Browns, Colts, Cowboys and Falcons.

SHOUTOUTS

- Since entering the league in 2017, Ankou has appeared in 34 games, registering 44 tackles, three QB hits, three TFLs and 2.5 sacks.
- Played in both postseason contests for the Bills in 2022, recording four tackles.
- Recorded his first sack as a Bill vs. TB (12/12/21), raising his career total to 2.5.
- Saw action in seven games in 2020, logging 5 tackles and 1 QBH.
- Played in 9 games, while starting in two during the 2019 season.
- Earned his first career start while playing for the Browns in 2019 (vs. Mia. 11/24/19).
- Posted a career-high 15 tackles and 1.5 sacks for the Jaguars during the 2017 season.
- Had first career solo sack at the Titans (12/31/17).
- During his four-year career at UCLA, he posted 49 tackles, 8.0 tackles for loss, 1.5 sacks, 3 passes defended and 1 fumble recovery.

PERSONAL

Name is pronounced 'ee-LEE ON-koo.' Prior to attending Red Lion Christian Academy in Delaware during his senior year of high school, he played for three seasons at St. Peter Catholic High School in Orleans, Ontario, where he is originally from. In his free time, he is an avid car enthusiast.

IF YOU HAVEN'T HERD

DREAM CATCHER FOUNDATION

There was a time when Eli Ankou thought he would one day be a pilot in the Royal Canadian Air Force. He was riding along, flying in gliders with 17- or 18-year-olds who had just gotten their licenses. He liked to fly, and he liked to bike. But football called, setting the now 6-3, 325-pound defensive tackle on a different path.

Ankou is not necessarily a household name for NFL fans. The fifth-year lineman grew up in Ontario and has played for six other NFL teams. He made a splash earlier this month when he tallied his first sack as a Bill, and on none other than Tom Brady, bringing the future Hall of Famer to the ground for a loss of 2 yards in Tampa. But even without the platform of a weekly starter, Ankou, of the Ojibwe tribe, and his fiancée, Shayna Powless, a professional cyclist with ties to the Oneida Tribe of Indians of Wisconsin, are making a point to give back to their communities. In 2019, the couple founded the Dream Catcher Foundation, a 501c3 with a multifaceted approach to empowering Native American women and children.

"We just felt like, 'Why wait years down the road?' " Powless said. "Why? When we can just do this now? When we can start having a significant impact on our communities now."

There was also an urgency to start because the statistics are grim. The number of missing and murdered women and girls (MMIWG) disproportionately affects Indigenous people in the United States and Canada. "The statistics are horrible," Ankou said. "And this is something we felt like we needed to address publicly and put out there."

(The Buffalo News, Katherine Fitzgerald, January 1, 2022)

THE STAMPEDE

Favorite TV show: Interstellar

Favorite movie: Naruto

Favorite food: Fufu

Hobbies: Cars, archery and planes

Bucket list item: Fly in an old War Bird

Fun fact: Can split a pencil with a bow and arrow



ELI ANKOU'S NFL REGULAR SEASON DEFENSIVE STATISTICS

DATE	TEAM	GP	TACKLES								INTERCEPTIONS					FUMBLES				ST				MISC			
			GS	TK	S	A	TFL	YDS	SK	YDS	QBH	NO	YDS	LG	TD	PD	FF	FR	TD	YDS	TK	S	A	FF	FR	S	A
2017	Texans	1	0	0	0	0	0	0	0.0	0.0	0	0	0	0	0	0	0	0	0	0	0	0	0	0	0	0	0
2017	Jaguars	8	0	15	8	7	1	7	1.5	8.0	2	0	0	0	0	0	0	0	0	0	0	0	0	0	0	0	0
2017	TOTAL	9	0	15	8	7	1	7	1.5	8.0	2	0	0	0	0	0	0	0	0	0	0	0	0	0	0	0	0
2018	Jaguars	2	0	4	2	2	0	0	0.0	0.0	0	0	0	0	0	0	0	0	0	0	0	0	0	0	0	0	0
2019	Jaguars	0	0	0	0	0	0	0	0.0	0.0	0	0	0	0	0	0	0	0	0	0	0	0	0	0	0	0	0
2019	Browns	9	2	7	5	2	1	14	0.0	0.0	0	0	0	0	0	0	0	0	0	0	0	0	0	0	0	0	0
2019	TOTAL	9	2	7	5	2	1	14	0.0	0.0	0	0	0	0	0	0	0	0	0	0	0	0	0	0	0	0	0
2020	Colts	0	0	0	0	0	0	0	0.0	0.0	0	0	0	0	0	0	0	0	0	0	0	0	0	0	0	0	0
2020	Texans	0	0	0	0	0	0	0	0.0	0.0	0	0	0	0	0	0	0	0	0	0	0	0	0	0	0	0	0
2020	Cowboys	7	0	5	1	4	0	0	0.0	0.0	0	0	0	0	0	0	0	0	0	0	0	0	0	0	0	0	0
2020	TOTAL	7	0	5	1	4	0	0	0.0	0.0	0	0	0	0	0	0	0	0	0	0	0	0	0	0	0	0	0
2021	Bills	5	0	9	5	4	1	2	1.0	2.0	1	0	0	0	0	0	0	0	0	0	0	0	0	0	0	0	0
2021	Steelers	0	0	0	0	0	0	0	0.0	0.0	0	0	0	0	0	0	0	0	0	0	0	0	0	0	0	0	0
2021	Titans	1	1	3	0	3	0	0	0.0	0.0	0	0	0	0	0	0	0	0	0	0	0	0	0	0	0	0	0
2021	TOTAL	6	1	12	5	7	1	2	1.0	2.0	1	0	0	0	0	0	0	0	0	0	0	0	0	0	0	0	0
2022	Bills	0	0	0	0	0	0	0	0.0	0.0	0	0	0	0	0	0	0	0	0	0	0	0	0	0	0	0	0
2023	Bills	0	0	0	0	0	0	0	0.0	0.0	0	0	0	0	0	0	0	0	0	0	0	0	0	0	0	0	0
2023	Falcons	0	0	1	0	1	0	0	0.0	0.0	0	0	0	0	0	0	0	0	0	0	0	0	0	0	0	0	0
2023	TOTAL	0	0	1	0	1	0	0	0.0	0.0	0	0	0	0	0	0	0	0	0	0	0	0	0	0	0	0	0
TOTALS		33	3	44	21	23	3	23	2.5	10.0	3	0	0	0	0	0	0	0	0	0	0	0	0	0	0	0	0

SINGLE-GAME HIGHS: DEFENSIVE

Total Tackles 4 at Pittsburgh Steelers, Oct 08, 2017
Solo Tackles 2 vs. Atlanta Falcons, Jan 02, 2022

Sacks 1.0 at Tampa Bay Buccaneers, Dec 12, 2021
Tackles For Loss 1 at Tampa Bay Buccaneers, Dec 12, 2021



 **K | 2**

TYLER BASS

AGE: 27 (February 14, 1997) | HT: 5-10 | WT: 183

COLLEGE: Georgia Southern

NFL EXP: 5 Years

HOMETOWN: Irmo, SC

ACQUIRED: Draft (2020, R6)

 [tbass_xvi](#)

 [tbass_xvi](#)

FIRST-AND-10

TYLER BASS signed a four year extension with the Bills in 2023, extending his stay in Buffalo through 2027. Bass was originally selected by the team in the sixth round (188th overall) of the 2020 draft. Bass was the first-ever player from GSU to be drafted by the Bills.

SHOUTOUTS

- Since entering the NFL in 2020, Bass ranks third among all NFL players with 526 points.
- Bass ranks fourth on the Bills all-time scoring list.
- Earned AFC Special Teams Player of the Month honors three times in his career (September 2023, November 2022 and October 2021).
- Is the first player in team history to score 120+ points in four seasons (141 in 2020, 135 in 2021, 129 in 2022, 121 in 2023.)
- Was 6-6 on FGs vs. Cle. (11/20/22), tying a single-game team record for FGs made. His 19 points were a single-game career high.
- Was successful on a career-best 17 consecutive FG attempts, tied for the second longest streak in Bills history.
- Scored 141 points in the 2020 season, setting a franchise record for most points in a single season (previously Steve Christie, 140 - 1998).
- Connected on a 54-yard FG in the Wild Card game vs. Ind. (1/9/21), marking the longest FG by a rookie kicker in NFL playoff history and tying Steve Christie (1993) for the longest FG in Bills' playoff history.

PERSONAL

The son of Ron and Kathy Bass. Has a younger sister, Abby. Married his wife, Ryan, in March 2024. Graduated from Georgia Southern with a degree in marketing and a double minor in finance and business management.

IF YOU HAVEN'T HERD

PLAYING FOR MORE

When asked who his inspiration is, Tyler Bass is quick to answer his grandmother.

"My grandma was actually at practice with me every day," Bass told Georgia Southern. "She also was battling breast cancer at the time but she didn't miss a practice or a game, so that gives me a lot of strength."

His grandma has been involved in his football career from the start. When Bass decided to try out for the football team in ninth grade, she brought him to tryouts. Once he made it, she would take him to practice when he couldn't drive. She would also bring snacks and meals to make sure he was performing.

She was diagnosed with breast cancer when he was a senior in high school and had to go through chemotherapy for treatment. She has never missed a game of his, home or away, even through treatment. Her battle taught him not to be afraid of any challenge in front of him.

THE STAMPEDE

Favorite athlete from another sport: Lionel Messi

Favorite musician: Drake

Hidden talent: Can draw

Bucket list item: Attend the World Cup

Favorite movie: The Dark Knight

Favorite food: Chicken alfredo

BUFFALO TRACKS

NFL SCORING LEADERS SINCE 2020

Player	Points Scored
1. Justin Tucker (BAL)	556
2. Daniel Carlson (LV)	541
3. Tyler Bass (BUF)	526
4. Younghoe Koo (ATL)	502
5. Nick Folk (TEN)	497



TYLER BASS' NFL REGULAR SEASON KICKING STATISTICS

DATE	TEAM	GP	FGM	FGA	PCT.	LG	XP	XPA	PCT.	BLK	PTS
2020	Bills	16	28	34	82.4	58	57	59	96.6	0	141
2021	Bills	17	28	32	87.5	57	51	51	100.0	0	135
2022	Bills	16	27	31	87.1	56	48	50	96.0	2	129
2023	Bills	17	24	29	82.8	54	49	50	98.0	1	121
TOTALS		66	107	126	84.9	58	205	210	97.6	3	526

TYLER BASS' NFL POSTSEASON KICKING STATISTICS

DATE	TEAM	GP	FGM	FGA	PCT.	LG	XP	XPA	PCT.	BLK	PTS
2020	Bills	3	7	9	77.8	54	5	6	83.3	0	26
2021	Bills	2	0	0	0.0	0	9	11	81.8	0	9
2022	Bills	2	3	3	100.0	39	5	5	100.0	0	14
2023	Bills	2	2	5	40.0	45	7	7	100.0	1	13
TOTALS		9	12	17	70.6	54	26	29	89.7	1	62

TYLER BASS' NFL REGULAR SEASON FIELD-GOAL ACCURACY STATISTICS

DATE	TEAM	1-19	PCT.	20-29	PCT.	30-39	PCT.	40-49	PCT.	50+	PCT.
2020	Bills	1-1	100.0	9-9	100.0	6-9	66.7	8-9	88.9	4-6	66.7
2021	Bills	0-0	0.0	15-15	100.0	7-8	87.5	4-5	80.0	2-4	50.0
2022	Bills	0-0	0.0	4-4	100.0	11-13	84.6	10-11	90.9	2-3	66.7
2023	Bills	0-0	0.0	4-4	100.0	12-13	92.3	4-6	66.7	4-6	66.7
TOTALS		1-1	100.0	32-32	100.0	36-43	83.7	26-31	83.9	12-19	63.2

TYLER BASS' NFL POSTSEASON FIELD-GOAL ACCURACY STATISTICS

DATE	TEAM	1-19	PCT.	20-29	PCT.	30-39	PCT.	40-49	PCT.	50+	PCT.
2020	Bills	0-0	0.0	3-3	100.0	0-0	0.0	1-3	33.3	3-3	100.0
2021	Bills	0-0	0.0	0-0	0.0	0-0	0.0	0-0	0.0	0-0	0.0
2022	Bills	0-0	0.0	1-1	100.0	2-2	100.0	0-0	0.0	0-0	0.0
2023	Bills	0-0	0.0	1-2	50.0	0-0	0.0	1-3	33.3	0-0	0.0
TOTALS		0-0	0.0	5-6	83.3	2-2	100.0	2-6	33.3	3-3	100.0

SINGLE-GAME HIGHS: KICKER

Field Goals Made 6 vs. Cleveland Browns, Nov 20, 2022
Field Goal Attempts 8 at New York Jets, Oct 25, 2020
Longest Field Goals Made 58 at Arizona Cardinals, Nov 15, 2020
Longest Field Goal Attempts 61 vs. Seattle Seahawks, Nov 08, 2020
PATs Made 8 vs. Miami Dolphins, Jan 03, 2021
PAT Attempts 8 vs. Miami Dolphins, Jan 03, 2021

Points 19 vs. Cleveland Browns, Nov 20, 2022
Special Teams Tackles 1 vs. Denver Broncos, Nov 13, 2023
Kickoff Average 65.8 at Miami Dolphins, Sep 19, 2021
Extra Point Attempt Percentage 100.0 vs. Miami Dolphins, Oct 01, 2023
Field Goal Percentage 100.0 vs. New York Jets, Nov 19, 2023
Touchbacks 9 vs. Miami Dolphins, Jan 03, 2021

19 vs. Cleveland Browns, Nov 20, 2022
 1 vs. Denver Broncos, Nov 13, 2023
 65.8 at Miami Dolphins, Sep 19, 2021
 100.0 vs. Miami Dolphins, Oct 01, 2023
 100.0 vs. New York Jets, Nov 19, 2023
 9 vs. Miami Dolphins, Jan 03, 2021



CB | 47

CHRISTIAN BENFORD

AGE: 23 (September 21, 2000) | HT: 6-2 | WT: 205

COLLEGE: Villanova

NFL EXP: 3 Years

HOMETOWN: Randallstown, MD

ACQUIRED: Draft (2022, R6)



FIRST-AND-10

CHRISTIAN BENFORD was selected by the Bills in the sixth round (180th overall) in 2022. Benford became the first Villanova player to ever be drafted by the Bills.

SHOUTOUTS

- During his second NFL season in 2023, started 14-of-15 games in the regular season and one game in the playoffs. In the regular season, compiled 54 tackles (43 solo), two interceptions, 10 passes defended, three tackles for loss, two forced fumbles and a fumble recovery.
- Forced a fumble and recovered it vs. NE (12/31/23). Tallied an INT the next week at MIA (1/7/24).
- Recorded his first INT of the 2023 season vs. DAL (12/17/23).
- During his first NFL season in 2022, started five-of-nine games played and accumulated 24 tackles, one INT and five passes defended. Tallied his first career INT vs. MIN (11/13/22). Started in his NFL debut at LAR (9/8/22).
- Finished his four-year career at Villanova, playing in 36 games and accumulating 137 tackles, 14 interceptions and 47 passes defended.
- Named a CAA Football First Team Defense selection in 2021. Earned CAA Football First Team Defense honors for the spring 2021 season. In 2019, was named a CAA Football First Team Defense selection.

PERSONAL

The son of Jewell Benford and the late Christel Perry. Has three sisters (Jewel, Aleasha & Courtney) and a brother (Sammy). Has a son, Calvin Benford. Attended Randallstown High School. In 2020 he earned CAA Commissioner's Academic Honor Roll, as well as Villanova's Athletic Director Honor Roll. Graduated with a degree in psychology, communications & sociology.

IF YOU HAVEN'T HERD

PLAYING FOR MORE

Benford grew up in Randallstown, Md., a suburb of Baltimore. During the spring 2021 season – the Wildcats season was moved from the fall because of the Covid-19 pandemic – Benford's mother, Christel, was hospitalized. Before a game against Stony Brook, Benford texted with his mom and thought she was doing well. Tragically, he found out after the game that she had suffered a medical setback and died. Loss has been a constant in Benford's life, which explains the heart tattoo on his right cheekbone. Half of it is colored in, the other half is not, signifying part of his heart being gone.

When asked how it could be that he didn't appear as a rookie to be afraid of any situation, Benford traced it back to those Maryland roots. "It's from where I grew up, the city," he said. "I'm going to be honest, when I was younger, I had confidence, but it was more so that I just wasn't afraid of anything. As I got older, I learned more about how to be more confident and continue to not be afraid."

"I continuously kept my confidence high. Regardless if you're first round, undrafted, sixth round, your confidence has to stay the same," Benford said. "My mindset (is) going to stay the same. I felt I could ball. I felt I could be the best. Regardless of the situation, my confidence always has me feeling that way." (Buffalo News, Jay Skurski, June 11, 2023)

THE STAMPEDE

- Pregame ritual:** Eat a Fruit Roll-Ups
- Favorite food:** Seafood
- Favorite movie:** Little Giants
- Favorite TV show:** Good Times
- Favorite ice cream:** Cookies N' Cream
- Favorite musical artist:** Drake
- Bucket list item:** Sky diving
- Skill he wants to learn:** How to sing
- Pets:** Has a dog named Faith
- Favorite players growing up:** Ray Lewis & Ed Reed





CHRISTIAN BENFORD

CHRISTIAN BENFORD'S NFL REGULAR SEASON DEFENSIVE STATISTICS

DATE	TEAM	GP	TACKLES								INTERCEPTIONS					FUMBLES					ST			MISC			
			GS	TK	S	A	TFL	YDS	SK	YDS	QBH	NO	YDS	LG	TD	PD	FF	FR	TD	YDS	TK	S	A	FF	FR	S	A
2022	Bills	9	5	24	17	7	1	4	0.0	0.0	0	1	35	35	0	5	0	0	0	0	0	0	0	0	0	0	0
2023	Bills	15	14	54	43	11	3	4	0.0	0.0	0	2	8	8	0	10	2	1	0	0	0	0	0	0	0	0	
TOTALS		24	19	78	60	18	4	8	0.0	0.0	0	3	43	35	0	15	2	1	0	0	0	0	0	0	0	0	

SINGLE-GAME HIGHS: DEFENSIVE

- Total Tackles** 9 vs. New York Giants, Oct 15, 2023
- Solo Tackles** 8 vs. New York Giants, Oct 15, 2023
- Passes Defensed** 3 vs. Minnesota Vikings, Nov 13, 2022
- Forced Fumbles** 1 at Kansas City Chiefs, Dec 10, 2023
- Tackles For Loss** 1 at New England Patriots, Oct 22, 2023
- Interceptions** 1 at Miami Dolphins, Jan 07, 2024
- Interception Return Yards** 35 vs. Minnesota Vikings, Nov 13, 2022



LB | 43

TERREL BERNARD

AGE: 25 (May 7, 1999) | HT: 6-1 | WT: 224

COLLEGE: Baylor

NFL EXP: 3 Years

HOMETOWN: La Porte, TX

ACQUIRED: Draft (2022, R3)

TerrelBernard_2

terrelbernard_2

FIRST-AND-10

TERREL BERNARD was selected by the Bills in the third round (89th overall) in 2022 after spending his collegiate career at Baylor. In his second year in Buffalo, Bernard led the Bills in total tackles with 143 and ranked 8th in the AFC.

SHOUTOUTS

- Bernard joins Greg Lloyd 1989 (PIT), Richard Dent 1990 (CHI), Seth Joyner 1991 (PHI) as the only players since 1982 to have recorded 6+ sacks, 3+ INTs and 3+ fumble recoveries in one season.
- Finished the 2023 season with a team high 143 total tackles, the most tackles by any Bill in a season since 2017 (Preston Brown-144).
- Totaled 6.5 sacks on the season the highest by a Bills linebacker since Lorenzo Alexander had 6.5 in 2018.
- Recorded 2 sacks vs NE (12/31/23) for his 2nd career multi-sack game (had 2 at WAS 9/24/23).
- Recorded a sack at LAC (12/23/23) and finished the game with seven tackles adding a QB hit and a TFL.
- Caught his third interception of the season, picking off Jalen Hurts at PHI (11/26/23) and collected five tackles raising his season total to 104. Reached the 100-tackle milestone for the first time in his career.
- Shared in a take down of Zach Wilson vs NYJ (11/19/23) for his 3.5 sack on the year.
- Logged a game-high 13 tackles vs DEN (11/13/23) and collected a sack and a QB hit.
- Recorded game-high 11 total tackles at NE (10/22/23) his fourth career game with 10+ tackles and third in row.

PERSONAL

The son of Laura Bernard. Graduated with a degree in health, kinesiology and leisure studies. Pursuing a master's degree in sports management. He and his fiance Tayler got engaged in March of 2024 and she is a doctor of physical therapy.

IF YOU HAVEN'T HERD

RECHARGE

After each season Terrel likes to take at least one vacation in which he titles 'recharge.' This past season he chose Tulum, Mexico where swam with dolphins and spent time eating tacos and relaxing on the beach, which was made better with his fiance Tayler and closed on a new house. The year prior the two spent time in Turks and Caicos in which he described as 'a time to be had.' "Yeah after a season you want to spend time just trying to get your body and your mind right and the beach or spending time with family is a nice reset and you get a second wind to prepare for the upcoming season. It's a blessing I don't take a single moment for granted and try to enjoy every single day and being present with them."

HELPING HAND

The Each year, thousands of men, women and children in Western New York turn to the Buffalo City Mission for a second chance. They start by welcoming them with the basics: a good, nourishing meal, a clean bed in a safe shelter and any other physical needs people have when they come for help. They work to pull homelessness and poverty out of people's lives by the roots – addressing their long-term trauma through education and life skill classes, Christ-centered counseling and spiritual guidance so they can heal, inside and out.

This offseason Terrel has spent some time with them and gave his thoughts..."I had a great time, being able to use my platform and give back is always nice to do because you have a chance to smile on someones face."

"Seeing the less fortunate and listening to their stories is so impactful. Cause that's what it's about they want someone to hear them. Hearing their plans to move forward to continue too persevere push through and try to make change. It's something that I want to be a part of because that's just being a human being. Being there for people when they are in need and lending a helping hand, while at Baylor I did a bit of it in Waco but now I have a bit more free time on my hands so I try and get out when I can."



TERREL BERNARD

TERREL BERNARD'S NFL REGULAR SEASON DEFENSIVE STATISTICS

DATE	TEAM	GP	GS	TACKLES								INTERCEPTIONS					FUMBLES				ST			MISC			
				TK	S	A	TFL	YDS	SK	YDS	QBH	NO	YDS	LG	TD	PD	FF	FR	TD	YDS	TK	S	A	FF	FR	S	A
2022	Bills	16	1	16	7	9	0	0	0.0	0.0	0	0	0	0	0	0	0	0	0	0	6	4	2	0	0	0	0
2023	Bills	17	17	143	84	59	10	33	6.5	32.0	9	3	2	2	0	5	0	3	0	-1	0	0	0	0	0	0	
TOTALS		33	18	159	91	68	10	33	6.5	32.0	9	3	2	2	0	5	0	3	0	-1	6	4	2	0	0	0	

TERREL BERNARD'S NFL POSTSEASON DEFENSIVE STATISTICS

DATE	TEAM	GP	GS	TACKLES								INTERCEPTIONS					FUMBLES				ST			MISC		
				TK	S	A	TFL	YDS	SK	YDS	QBH	NO	YDS	LG	TD	PD	FF	FR	TD	YDS	TK	S	A	FF	FR	S
2022	Bills	1	0	0	0	0	0	0	0.0	0.0	0	0	0	0	0	0	0	0	0	0	1	0	1	0	0	0
2023	Bills	1	1	4	3	1	0	0	0.0	0.0	0	0	0	0	2	0	1	0	0	0	0	0	0	0	0	
TOTALS		2	1	4	3	1	0	0	0.0	0.0	0	0	0	0	2	0	1	0	0	1	0	1	0	0	0	

SINGLE-GAME HIGHS: DEFENSIVE

- Total Tackles** 16 vs. Jacksonville Jaguars, Oct 08, 2023
- Solo Tackles** 9 at New England Patriots, Oct 22, 2023
- Sacks** 2.0 vs. New England Patriots, Dec 31, 2023
- Passes Defensed** 1 at Philadelphia Eagles, Nov 26, 2023

- Fumble Recoveries** 1 at New England Patriots, Oct 22, 2023
- Tackles For Loss** 3 vs. New England Patriots, Dec 31, 2023
- Interceptions** 1 at Philadelphia Eagles, Nov 26, 2023
- Special Teams Tackles** 4 at Kansas City Chiefs, Oct 16, 2022



G | 60

KEATON BILLS

AGE: 26 (May 22, 1998) | HT: 6-4 | WT: 321

COLLEGE: Utah

NFL EXP: Rookie

HOMETOWN: Draper, UT

ACQUIRED: UDFA (2024)

X keatonbills

IG keatonbills

FIRST-AND-10

KEATON BILLS was signed by the Buffalo Bills as an undrafted free agent in 2024. Bills, who started 36 games during his collegiate career, joins former Utah teammates, TE Dalton Kincaid, a first round pick of Buffalo in 2023, and S Cole Bishop, a 2nd round pick of the Bills in 2024.

SHOUTOUTS

- Played in 45 career games during his five-year career at Utah (2019-23), making 36 starts, which all occurred at left guard.
- A two-time All-Pac-12 honorable mention honoree (2022 and 2023).
- Started all 12 games at left guard in 2023 and was part of the offensive line that blocked for a rushing offense that averaged 182.5 yards per game, which ranked third in the Pac-12.
- Helped the offensive line to only allow one sack or less in seven games.
- In 2022, played in all 14 games, making 12 starts at left guard for the Pac-12 champions.
- Helped the Utes to 217.6 rushing yards per game, which ranked 11th in the FBS and second in the Pac-12.
- Part of the offensive line that only allowed 1.07 sacks per game.
- Tallied five rushing yards against Stanford and had one fumble recovery (11/12/22).
- Saw action in 12 games in 2021, starting at left guard in eight.
- Played and started four games at left guard in 2020.
- Redshirted after playing on the offensive line in three games in 2019. Originally entered the Utah program as a defensive line prospect.

IF YOU HAVEN'T HERD

SUCCESSFUL CONVERSION TO THE O-LINE

Bills initially entered the program as a defensive lineman but accepted the switch over to offensive line.

"Initially was a little bit leery of moving, but he trusted what we saw in him or what I saw in him to come over and transition to our side of the ball and each and every year he continued to get better," offensive line coach Jim Harding said.

Bills' natural strength and work ethic in the weight room made him a great candidate to move over to the offensive line.

"He's not going to get overpowered. He's got really good natural strength. Him being a student of the game, having a high football IQ, I think he's going to be able to come in and wherever he ends up and learn their offensive scheme quicker than a lot of newcomers," Harding said. (Joe Coles, Yahoo.com, April 21, 2024)

THE STAMPEDE

Dream vacation: Australia

Favorite offensive lineman of all-time: Jason Kelce

Favorite movie: Captain America

Least favorite household chore: Doing the dishes

Favorite food to eat in the car: A breakfast burrito from Gual Berto's in Utah

Favorite TV show: Silo

Favorite musical artist: NF

PERSONAL

Full name: Keaton Leavitt Bills. He and his wife, Sydney, have a son, Jensen. Is the son of Stephen Bills and Kathryn Rich. Has four brothers and six sisters. Played football, basketball and threw the javelin in track and field at Corner Canyon High School in Draper, UT. Hobbies include camping, going to the mountains, and ATV riding. Served on a LDS mission in Honduras. Earned a degree in family, community and human development.



S | 24

COLE BISHOP

AGE: 21 (October 24, 2002) | HT: 6-2 | WT: 206

COLLEGE: Utah

NFL EXP: Rookie

HOMETOWN: Peachtree City, GA

ACQUIRED: Draft (2024, R2)

X Cole_bishop_8

IG colebishop8

FIRST-AND-10

COLE BISHOP was selected by the Bills in the second round in 2024. Bishop played in 35 games and was a 2023 Jim Thorpe Award Semifinalist. He joins TE Dalton Kincaid as the second Ute drafted by the Bills in as many years.

SHOUTOUTS

- Played in 35 career games (29 starts). Collected 197 total tackles, 21.5 TFLs, 7.5 sacks, three INTS and 14 passes defended. Three-time Pac-12 All-Conference (2023 Second Team; 2021 and 2022 Honorable Mention).
- Played in 11 regular season games, starting 10 in 2023. Led the Utah secondary with 60 tackles (6.5 TFL, 3.0 sacks). His 9.5 third-down stops were tied for most on the team. Also defended five passes (2 INT, 3 PBU), forced one fumble and made a team-leading two recoveries.
- Appeared in all 14 games with 13 starts at safety in 2022. Led the team in tackles (83) and had the most TFLs (6.0) in the secondary. Also defended four passes (one INT, three PBU) and made 1.5 sacks.
- Averaged 5.6 tackles in the last five games of the 2022 season, including the Pac-12 Championship (9) and Rose Bowl Game (6).
- In 2021, played in 10 games on the season, starting the final six contests. Led all true freshmen on the team with 54 tackles (9.0 TFL, 3.0 sacks) to go with five PBUs.
- Recorded a career-high eight tackles twice vs. Oregon (12/3/21), Pac-12 Championship; vs. Ohio State (1/1/22), also adding a fumble recovery in the Rose Bowl.
- Blocked a 36-yard field goal, had seven tackles (1.0 TFL) and two pass breakups against Oregon (10/28/21).

PERSONAL

Son of Richard and Vicki Bishop. Has one brother, Jake. Was born in Massachusetts. Attended Starr's Mills HS (GA) and also played lacrosse. Majored in communications at Utah.

IF YOU HAVEN'T HERD

21ST CENTURY RECRUITING

In Exhibit A of 21st century recruiting, [Morgan] Scalley – Utah's defensive coordinator and safeties coach – reached out to Bishop on Twitter.

There isn't exactly a Georgia-to-Utah pipeline for the Utes' program – last season, Bishop and receiver Munir McClain were the only Georgia natives on the roster and McClain was a transfer from former Pac-12 rival USC.

Utah recruiting assistants, who spend hours grinding on high school video to unearth players from outside their main focus area, presented Scalley with Bishop's highlights.

"They know who I'm looking for – tough, smart guys who are a little bit underrecruited but have the skill set and mindset to play in our program," Scalley said. "You could tell footwork-wise and technique-wise, there was (work to be done), but when he drove and broke on the football, he showed a lot of lateral quickness and physicality. I just loved him as a football player."

Scalley messaged Bishop on Twitter.

"Any other year than Covid (2020), that's not normal because you can go out and see a player in-person," Scalley said. "With Cole, you have to go off what you saw on film and that can be tough sometimes because you then see them in-person and you're like, 'Oh, they're not as athletic as they looked on film.' Everyone was going through that and it's taking a leap of faith and trusting the (high school) coach that they're giving you the correct height and weight."

(The Buffalo News, Ryan O'Halloran, May 5, 2024)

THE STAMPEDE

Favorite player growing up: Eric Weddle

Dream vacation spot: Aruba

Favorite musician: Luke Combs

Favorite conspiracy theory: Birds aren't real

Bucket list item: Play Augusta



DE | 97

RONDELL BOTHROYD

AGE: 24 (January 8, 2000) | HT: 6-3 | WT: 273

COLLEGE: Oklahoma

NFL EXP: Rookie

HOMETOWN: Manchester, CT

ACQUIRED: UDFA (2024)

X [_dellron](#)

IG [_dellron](#)

FIRST-AND-10

RONDELL BOTHROYD was signed by the Bills as an undrafted free agent following the 2024 draft. Bothroyd was an All-Big 12 honorable mention in his lone season for the Sooners in 2023 after finishing his first five years at Wake Forest (2018-22).

SHOUTOUTS

- In his only season at Oklahoma he started all 13 games of the 2023 season at defensive end. Totaled 25 tackles, 3.5 TFLs, five QB hurries and one fumble recovery.
- At Wake Forest Bothroyd earned All-ACC honorable mention in 2021 and 2022. He played in 42 games over the course of his five-year career with the Demon Deacons.
- In his final season for the Demon Deacons, he played in 12 games and made eight starts in 2022, totaled 30 tackles, eight TFLs, six sacks, five QB hurries and three pass breakups, also forced two fumbles and recovered one fumble.
- Played in 14 games and started the last 13 in 2021. Finished with 63 total tackles (ranked fourth on team), a team-high 16.5 tackles for loss (tied for 18th nationally and second in ACC) and 8.0 sacks.
- Recorded at least seven tackles in five games, at least 0.5 sack in nine outings and at least 0.5 TFL in 13 of 14 contests (including all 12 regular season games) in 2021.
- Tallied a career-high 10 tackles and 1.5 TFLs in a win at Army (10/23/21) to earn ACC Defensive Lineman of the Week honors.

PERSONAL

Son of Ashley Bothroyd. Pronounced Ball-th-ROYD. Graduated from Wake Forest with a degree in health and exercise science (minored in education). Pursuing an OU master's degree in human relations.

IF YOU HAVEN'T HERD

FRESH START

"It's been so fun," Bothroyd said of his time in Norman thus far. "The best part is the guys in the locker room ... You don't know how the locker room is going to take you in and all that but it's been fun. The coaches are accepting and getting to know everybody in the facilities has been really positive."

Growing up in Manchester, Connecticut, Bothroyd never imagined he'd be living in Norman or playing football at Oklahoma. He remembers watching former Heisman Trophy winner Baker Mayfield and coach Lincoln Riley's potent offenses in high school.

Bothroyd said Bates and Chavis have helped his confidence tremendously throughout the process.

"They've been great," Bothroyd said. "All the time, they'll text us saying, 'We're up in the staff room watching film if you guys want to come watch.' Coach Chavis makes cut ups for us all the time and then before practice we'll do walkthroughs and before the walkthrough, they just try to instill what's important, what's the key."

"For me personally, I want to win. I guess that's a team goal ... Produce as much as I can to help win, obviously stats and all that. (I want to) have fun, play hard and enjoy everyone around me because it's my last year in college football. But I'd say winning mostly."

THE STAMPEDE

Favorite food: Shrimp

First Car: Bright Blue Minivan

Hobbies: Watching as many movies as possible

Spirit Animal: Panda Bear

Conspiracy theory that he believes in: The Pyramids of Giza were created by aliens

Favorite mythical creature: The Tooth Fairy

Fun Fact: His two front teeth are fake, they've been knocked out twice playing basketball



G | 61

GUNNER BRITTON

AGE: 24 (February 29, 2000) | HT: 6-6 | WT: 302

COLLEGE: Auburn

NFL EXP: Rookie

HOMETOWN: Conway, SC

ACQUIRED: UDFA (2024)

X GunnerB75

📷 gunnerbritton

FIRST-AND-10

GUNNER BRITTON signed with the Bills as a UDFA following the 2024 draft out of Auburn.

SHOUTOUTS

- A six year college athlete, split his career between Auburn (2023) and Western Kentucky (2018-22). Started 31-of-64 career games played.
- Earned AP's All-SEC second team honors in his sole season at Auburn in 2023 after starting in all 13 games he played at left guard.
- Played in 51 games during his time with Western Kentucky.
- In 2022, started all 14 games for the Hilltoppers in 2022. His first-six starts of the season came a right tackle, but an injury forced him to move to left tackle for the remainder of the season. Was named All-Conference USA Second Team at season's end.
- In 2021, played in 13 of WKU's 14 games during the team's run to a Conference USA East Division Championship.
- In 2020, appeared in all 12 games, starting two on Sept. 12 at Louisville and on Oct. 10 vs. Marshall as a sixth offensive lineman. Played 52 total offensive snaps, 41 of which as a sixth offensive lineman.
- Appeared in all-but-one game for the Hilltoppers in 2019, starting the first two games of the season at left tackle. Played 139 total offensive snaps. Named 2019 Conference USA All-Freshman Team.
- Redshirted the 2018 season.

PERSONAL

Son of John and Dina Britton. Has two brothers, John Henry and Will. Received his bachelor's degree in sport management from Western Kentucky in May 2021. Attended Conway (SC) High School. Hobbies include fishing, hunting and golf.

IF YOU HAVEN'T HERD

A DAY'S WORK

It was on that farm where Britton learned the value of hard work. "There's never a day where there's not something to do on a farm," he said.

It was on that farm where Britton learned life lessons that have carried over to football and helped him become an SEC offensive lineman at Auburn. "The biggest thing for me is problem solving," he said. "If something happens, you can either go complain about it or you can just go fix it. Because at the end of the day, if it's not fixed, you're not working. For me, I've learned to take a step back, evaluate the problem and then go fix it. It's the same thing with football."

It was also while growing up on that farm when he first heard the saying, "God. Family. Football. Life." It was one of his middle school coaches who shared it with him, and it's become a driving force for his life. "For me, that has been my motto since I was 13," Britton said. "That's who I am. I'm a man of faith, but I also feel like I can connect people through the game of football." When his playing days are over, Britton – who received his bachelor's degree in sport management from Western Kentucky in May 2021 – wants to open his own gym and training center. He wants to mentor young athletes and help them realize their dreams. He wants to be that example and show them that a kid from Conway can play football in the SEC or play in the NFL. (AuburnTigers.com, Greg Ostendorf, September 15, 2023)

THE STAMPEDE

Favorite TV show: The Office

Favorite movie: Forrest Gump

Favorite gas station snack: Cowtail

Favorite food: Hibachi

Favorite musical artists: Zach Bryan

Bucket list item: Swim with a great white shark

Fun fact: Is a leop day baby

First job: Landscaping

Dream golf foursome: Bailey Zappe, Josh Allen, Tiger Woods

First car: A blue 2009 Chevy Silverado



CB | 32

KYRON BROWN

AGE: 28 (May 26, 1996) | HT: 6-1 | WT: 195

COLLEGE: Akron

NFL EXP: 3 Years

HOMETOWN: Boynton Beach, FL

ACQUIRED: Free Agent (2023)

X [_kbrown4](#)

IG [_kbrown4](#)

FIRST-AND-10

KYRON BROWN spent the 2023 season in Buffalo on the practice squad and signed a reserved/futures contract on January 22, 2024. Brown originally entered the NFL with the N.Y. Jets as a rookie free agent following the 2019 NFL Draft. He played for the Jets until 2020 before heading to Dallas for the 2021-22 seasons and ending the year with the Titans.

SHOUTOUTS

- Spent the 2023 season on the Bills practice squad.
- Spent the 2022 season on the Tennessee Titans practice squad.
- Made his Cowboys debut as a standard elevation on special teams at Kansas City (11/21/21).
- Was a COVID-19 replacement for the game against Washington (12/26/21) but was inactive for the contest.
- Signed to Dallas' practice squad in 2021, where he spent the entire season but was on the active roster for two games (playing one) as a standard elevation (one) and COVID-19 replacement.
- Made his NFL debut as a reserve at Washington (11/17/19), then earned his first career start in the game against Miami (12/8) to finish with five tackles.
- Signed with the N.Y. Jets as a rookie free agent following the 2019 NFL Draft, spent the first portion of the season on the Jets practice and signed to the active roster on Nov. 12. Saw action in three games with one start.
- Four-year cornerback at Akron who played in all 51 games of his collegiate career, tying a school record for most games played. Posted 121 tackles, including four for loss, one sack, six interceptions and one forced and recovered fumble through his career.

IF YOU HAVEN'T HERD

BORN LEADER

When Kyron first got to the university of Akron he was kind of unknown, but he made his presence felt from the jump.

As a freshman Kyron was not only pushing himself in the classroom and on the football field, he was pushing others, which in turn helped him succeed in getting his masters and tying the school record for most games played.

During his final year at Akron he put the world on notice of just how important he was to the Zips program. "He's not just the leader of the secondary," coach Terry Bowden said of Brown. "He's not just the leader of our defense. He's kind of the leader of our team."

"I like to hold everybody accountable on my team. I like them to do the same to me as well," Brown told the Akron Beacon Journal. "I just like to get those guys fired up."

"That's what it's about for me," Brown said. "Any accolades that come to me come because of my teammates. Without them, I wouldn't be the player I am today, so all of that goes together."

But this is natural for Brown as he had a wonderful example in his father Kerry Brown who tragically lost his life in a car crash. "I take him everywhere I go, football and life, he is the one who introduced me to the game and I just try to go about my day with everything he has instilled in me. He's the reason I do the things I do and the reason I am the way I am."

PERSONAL

The son of Catina and the late Kerry Brown who played nine seasons in the Arena Football League (AFL) at wide receiver and linebacker and also coached in the AFL and has two siblings, Ta'kerria and Kyrek. Earned a bachelor's degree in political science/criminal justice from Akron.



KYRON BROWN'S NFL REGULAR SEASON DEFENSIVE STATISTICS

DATE	TEAM	GP	TACKLES								INTERCEPTIONS					FUMBLES					ST				MISC		
			GS	TK	S	A	TFL	YDS	SK	YDS	QBH	NO	YDS	LG	TD	PD	FF	FR	TD	YDS	TK	S	A	FF	FR	S	A
2019	Jets	3	1	5	5	0	0	0	0.0	0.0	0	0	0	0	0	0	0	0	0	0	0	0	0	0	0	0	0
2020	Jets	0	0	0	0	0	0	0	0.0	0.0	0	0	0	0	0	0	0	0	0	0	0	0	0	0	0	0	
2021	Cowboys	1	0	0	0	0	0	0	0.0	0.0	0	0	0	0	0	0	0	0	0	0	0	0	0	0	0	0	
2022	Cowboys	0	0	0	0	0	0	0	0.0	0.0	0	0	0	0	0	0	0	0	0	0	0	0	0	0	0	0	
2022	Titans	0	0	0	0	0	0	0	0.0	0.0	0	0	0	0	0	0	0	0	0	0	0	0	0	0	0	0	
2022	TOTAL	0	0	0	0	0	0	0	0.0	0.0	0	0	0	0	0	0	0	0	0	0	0	0	0	0	0	0	
2023	Bills	0	0	0	0	0	0	0	0.0	0.0	0	0	0	0	0	0	0	0	0	0	0	0	0	0	0	0	
TOTALS		4	1	5	5	0	0	0	0.0	0.0	0	0	0	0	0	0	0	0	0	0	0	0	0	0	0	0	

SINGLE-GAME HIGHS: DEFENSIVE

Total Tackles 5 vs. Miami Dolphins, Dec 08, 2019

Solo Tackles 5 vs. Miami Dolphins, Dec 08, 2019



T | 79

SPENCER BROWN

AGE: 26 (February 28, 1998) | HT: 6-8 | WT: 311

COLLEGE: Northern Iowa

NFL EXP: 4 Years

HOMETOWN: Lenox, IA

ACQUIRED: Draft (2021, R3)

X TooTallo_o

IG skbrown8

FIRST-AND-10

SPENCER BROWN was drafted by the Bills in the third round (93rd overall) of the 2021 draft. Prior to joining the Bills, he played at Northern Iowa from 2016-20. Brown is the first Bill ever drafted from Northern Iowa.

SHOUTOUTS

- Started all 17 regular season games at RT in 2023 for a Bills offensive line that allowed the fewest amount of sacks in the league (24). Paved the way for RB James Cook who ranked second in the AFC with 1,122 rushing yards.
- Has started all six career playoff games he's appeared in at RT.
- Started 14 regular season games and both playoff matchups in 2022.
- As a rookie in 2021, started 10 games in the regular season and two playoff contests.
- Made first NFL start vs. Hou. (10/4/21).
- Played in 33 games with 32 starts during his time at Northern Iowa.
- Was named a preseason FCS All-American in 2020 before the season was postponed.
- Started every game at right tackle in 2019 and earned second team Missouri Valley Conference honors as he anchored the Panthers offensive line.

BUFFALO TRACKS

REGULAR SEASON GAMES PLAYED/STARTED

2021 (Buf, 13/10), 2022 (Buf, 14/14), 2023 (Buf, 17/17) ... Totals (44/41)

POST-SEASON GAMES PLAYED/STARTED

2021 (Buf, 2/2), 2022 (Buf, 2/2), 2023 (Buf, 2/2) ... Totals (6/6).

IF YOU HAVEN'T HERD

LOYALTY TO NORTHERN IOWA

When the Missouri Valley Conference postponed the 2020 season to the spring of 2021 due to the COVID-19 pandemic, it was a true shot to the gut of Spencer Brown. Everything had been building to his senior year. He had high hopes not just for himself individually, but also for his team. From his point of view, Northern Iowa had a real chance at a championship.

When the news broke, coaches from Power 5 schools started reaching out to Brown in hopes he was going to transfer in order to bolster his draft stocks. Brown quickly put that to bed because there was no way he was going to be a part of anything that wasn't at Northern Iowa.

"I am not going to let someone else reap the benefits of what UNI did for me," he wrote on his Twitter account. "I did not want to go somewhere and be under a system of guys that didn't like me from the start. I'd never do that."

"It's as simple as that," Brown said to The Athletic. "I can't imagine playing with a bunch of guys that aren't my guys here."

PERSONAL

The son of Liz Jessen and Kurt Brown. Has two siblings, Erica and Garrett. Earned a degree in communication from Northern Iowa. Competed in football, basketball, baseball, golf and track in high school.

THE STAMPEDE

Favorite movie: Miracle

Favorite food: Anything BBQ

First job: Mowing lawns

Favorite athletes: Peyton Manning and Walter Payton

Favorite actor: Matthew McConaughey

Favorite ice cream flavor: Strawberry

Favorite TV show: Peaky Blinders



P | 30

JACK BROWNING

AGE: 22 (November 14, 2001) | HT: 5-11 | WT: 190

COLLEGE: San Diego State

NFL EXP: Rookie

HOMETOWN: Lakeside, CA

ACQUIRED: UDFA (2024)

✕ JackBrowning07

📷 jack_browning

FIRST-AND-10

JACK BROWNING signed with the Bills as an undrafted free agent out of San Diego State following the 2024 draft.

SHOUTOUTS

- Split his college career between San Diego State (2021-23) and Grossmont College (2019-20). Finished his career ranked first at San Diego State in punt average (45.8, min. 90 punts), fourth in field goal percentage (.745, min. 25 att.), eighth in made field goals (35) and punting yards (5,542), and ninth in kicking points (158).
- In 2023, was named a second team all-Mountain West selection and was a semifinalist for the Ray Guy Award. Tallied 54 punts for 2,449 yards (45.35 avg) with a long of 66 yards.
- In 2022, was named a second-team Pro Football Focus All-American and an honorable-mention College Football Network All-American, both at punter. Was also named the Mountain West Special Teams Player of the Year by the league's head coaches and media. Punted 68 times for 3,135 yards (46.1 avg.) with a long of 63 yards. 28 of his punts landed inside the 20-yard line, including 14 inside the 10 and six inside the 5.
- In his season with the Aztecs in 2021, played in 13 of the team's 14 games and was the team's primary holder for field goals & PATs.
- Spent one season at nearby Grossmont College, where he kicked and punted for the Griffins. Was a second-team all-conference performer. Was 4-for-6 (.667) in field goal attempts with a long of 38 yards, while making 14 of his 16 PATs (.875). Also punted 60 times for 2,291 yards (38.2 avg.) with a long of 69 yards.

IF YOU HAVEN'T HERD

A DIFFERENT KIND OF JOURNEY

Browning walked on at SDSU in 2021 after playing at West Hills High School and Grossmont College. He was the holder for the Aztecs two years ago, then emerged as a standout in his own right.

Browning was awarded a scholarship midway through the 2022 season. He said, however, that he never wants to lose how being a walk-on "put a chip on my shoulder."

"Before scholarship, after scholarship, I've always been a hard-working person who doesn't really expect anything," Browning said. "I want to earn everything. That's just the fundamental of who I am as a person and what I strive to be."

Browning shared his thoughts, a day after earning Mountain West Special Teams Player of the Week for the fourth time in his career. "It's kind of funny because I never really saw myself as a superior or really good punter/kicker in high school," Browning said. "So I don't blame coaches for not giving me a scholarship out of high school."

"My journey was kind of different," Browning said. "Coming out of high school, I wasn't sure I wanted to keep playing football. Originally, I wasn't going to go to Grossmont and play, but I ended up saying, 'I'll give it a shot.' "

"I was awarded (my scholarship) after practice on the field. I remember being hoisted above everyone's shoulders and heads. It was a surreal moment that this is happening after what I worked so hard for. Basically, it's what I dreamt of," said Browning.

(The San Diego Union-Tribune, Kirk Kenney, October 19, 2023)

PERSONAL

Attended West Hills (CA) High School, where he also competed on the track and field team. Is the son of Matthew and Lucretia Browning. Graduated from SDSU with a degree in social science.



QB | 6

SHANE BUECHELE

AGE: 26 (January 8, 1998) | HT: 6-0 | WT: 210

COLLEGE: SMU

NFL EXP: 1 Year

HOMETOWN: Arlington, TX

ACQUIRED: Free Agent (2023)

X BGShaneBuechele

IG bgshanebuechele

FIRST-AND-10

SHANE BUECHELE originally signed with the Bills on August 31, 2023 after spending the past two seasons with the Kansas City Chiefs. Buechele originally entered the league as an undrafted free agent with the Chiefs in 2021.

SHOUTOUTS

- Signed a Reserve/Future contract with the Bills to remain in Buffalo in 2024.
- Started his college career at Texas (2016-18) before transferring to SMU (2019-20).
- Finished his collegiate career with 952 completions for 11,660 yards and 87 passing touchdowns. Added 290 carries for 478 yards and eight touchdowns.
- Started all 23 games he appeared in at SMU.
- As a senior in 2020, ranked eighth nationally in completions per game (24.20), ninth in passing yards (3,095) and passing yards per game (309.5), 10th in total offense (320.0) and 13th in passing touchdowns (23).
- In 2019, completed 307 of 490 passes for 3,929 yards and 34 touchdowns.
- Appeared in 23 games (19 starts) in three seasons at Texas. Finished his Longhorn career 403-of-648 for 4,636 yards and 30 touchdown passes.

THE STAMPEDE

- Favorite TV show:** Jack Ryan
- Favorite movie:** Happy Gilmore
- Favorite food:** Chicken parm
- Favorite gas station snack:** Jalapeno cheddar Cheetos
- Favorite musical artists:** John Legend
- Bucket list item:** Play Augusta National Golf Club
- Dream vacation spot:** Europe
- Fun fact:** Is the youngest of five kids
- First job:** Intern for the Round Rock Express
- First car:** 2001 Jeep Cherokee

IF YOU HAVEN'T HERD

AN ELWAY CONNECTION

Steve Buechele played baseball for three seasons at Stanford, where he roomed with baseball teammate and future Pro Football Hall of Fame quarterback John Elway.

Elway retired as a player the year Shane was born, so Shane never saw him play. Elway and Steve Buechele have maintained their friendship. Earlier this month, when the Rangers were in Denver to play the Rockies, Buechele reached out to Broncos GM Elway and arranged for Rangers manager Jeff Banister and the Rangers' coaches to spend time at the Broncos' complex. Elway's connection to Steve Buechele is the reason Shane wore No. 7 at Arlington Lamar. Last spring he wore No. 16 at Texas (because, of course, 1-plus-6 equals 7). He had on numerous occasions asked coach Charlie Strong about getting No. 7, but didn't find out Strong had granted his wish until he entered the locker room before his smashing Sunday night debut against Notre Dame.

To say Elway has mentored Shane in any way, however, would not be accurate. They have met only once, at the funeral of Steve Buechele's father in 2008. "Shane's always admired John, looked up to John," Steve Buechele said. "And I think he wanted to be like that, that kind of quarterback."

Apparently, most members of the Buechele family have a strong allegiance to the Broncos. "I definitely cheered for John when I was younger," said Garrett Buechele, 26, Shane's oldest sibling. "But I'm a Cowboys fan. They stuck with their Denver side and I'm a Cowboys guy." (Brad Townsend, DallasNews.com, August 20, 2016)

PERSONAL

His last name is pronounced BOO-shell. Son of Steve and Nancy Buechele. Has two brothers, Garrett and Tanner, and two sisters, Jordan and Amber. Father, Steve, spent 11 seasons in Major League Baseball and currently works for the Texas Rangers.



DT | 90

DEWAYNE CARTER

AGE: 23 (December 10, 2000) | HT: 6-2 | WT: 302

COLLEGE: Duke

NFL EXP: Rookie

HOMETOWN: Pickerington, OH

ACQUIRED: Draft (2024, R3)

X Dewaynecarter0

IG dewaynecarter.90

FIRST-AND-10

DEWAYNE CARTER was selected by the Bills in the third round in 2024. Carter is the first player the Bills have drafted out of Duke since Ross Cockrell in 2014.

SHOUTOUTS

- Played in 52 games during his five years (2019-23) at Duke. Was a team captain for three consecutive years (2021-23), becoming the first player in school history to do so. Totaled 126 tackles (48 solo), 25 TFLs, 12 sacks, 11 passes defended, seven forced fumbles, four fumble recoveries.
- Played in all 13 games in 2023, making 41 tackles (10 solo), 3.5 TFLs, one sack, four passes defended, one fumble recovery & blocked a punt. Was named a Phil Steele Publications All-America selection and was a First Team All-ACC recipient
- In 2022, started all 13 games and tallied 36 tackles, with a team-best 11.0 TFL and 5.5 sacks. Added four PBUs, three caused fumbles, three fumble recoveries and five QB pressures.
- In 2021, started 12 games, compiling 37 tackles, 7.5 TFL, 4.5 sacks, three PBUs, six QB hurries and four forced fumbles. Finished first in the ACC and tied for 11th in the nation in forced fumbles, while placing second on the team in both TFL and sacks.
- In 2020, played in all 11 games, totaling 12 tackles, 3.0 TFL and 1.0 sack.
- As a true freshman in 2019, played in three games.

PERSONAL

Son of Kristin and DeWayne Carter Sr. His father, DeWayne Sr., played college football at Ohio State (1993-95). Graduated with a degree in psychology and a minor in education/theatre. Attended Pickerington Central (OH) HS, where he also played baseball. Interested in being a teacher/community worker after football.

IF YOU HAVEN'T HERD

MAKING AN IMPACT

"The way I model myself," Carter addresses the awards that have come his way as the result of his community service. "I truly believe that God put me here to be a servant and leader, to give people my time — to "donate" my time. I truly believe time is the biggest thing you can give someone. Especially with the younger generation. Especially with the Durham population. Round here, there's a lot of black kids and they just see that you're at Duke and you're excelling, that you're successful. That representation means the world. It's pretty cool and rewarding to know that I'm making an impact." (CFN, Oliver Hodgkinson, June 22, 2023)

A FOOTBALL FAMILY

His father, DeWayne Sr., was a star for the Buckeyes throughout the early nineties. His uncle and grandfather, both named Raymond, played college football for Notre Dame and Youngstown State, respectively. Another uncle, John Carter, played at Western Kentucky. In other words, Carter comes from an accomplished football family and grew up with one of the country's most storied programs on the other side of town. "It was never pushed on me," Carter said. "Which is funny to say because I wasn't allowed to play football until sixth grade." His father originally insisted that he couldn't play until ninth grade. "My mom told him: 'Listen, he's not gonna suck when he gets to high school, he needs at least a couple of years,'" Carter said. "So we got down to sixth grade. But after then, he became the coach of my first team, and then it kind of took off from there." It certainly did. Carter lettered all four years at Pickerington Central and led his team to the Division I state semifinals on three occasions. (The Chronicle, Andrew Long, September 1, 2022)

THE STAMPEDE

- Favorite TV show:** Money Heist
- First car:** 1999 Honda Accord
- Fun fact:** Loves Disney movies
- First job:** Soccer referee
- First food:** Ribeye steak



C/G | 77

WILL CLAPP

AGE: 28 (December 10, 1995) | HT: 6-5 | WT: 311

COLLEGE: LSU

NFL EXP: 7 Years

HOMETOWN: New Orleans, LA

ACQUIRED: Free Agent (2024)

X w_clapp

IG w_clapp

FIRST-AND-10

WILL CLAPP signed a one-year contract with the Bills on March 22, 2024. Clapp entered the NFL in 2018 as a seventh round pick of the Saints, spending five years in New Orleans (2018-22) and then two seasons with the Chargers (2022-23).

SHOUTOUTS

- In 2023, appeared in 14 games, starting each of his last 11 at center, before being placed on injured reserve following Week 15.
- Started at center in the Week 4 win vs. LVR (10/1/23), leading an offense that rushed for 155 yards as a unit.
- Appeared in all 17 games and made three starts in 2022 for the Chargers, making his first start in Week 3 at center against the Jaguars and his second in Week 6 against the Broncos.
- After starting the season on injured reserve in 2021, missing the first three games, saw action in nine outings (three starts).
- Appeared in eight regular-season games in 2020 for the Saints, primarily as an extra offensive lineman and on special teams. Saw action in the Wild Card Round loss to the Bears, his first career postseason appearance.
- Saw action in a career-high 14 games in 2019, starting three for the NFC South Division champions.
- Appeared in three outings as a rookie in 2018.

BUFFALO TRACKS

REGULAR SEASON GAMES PLAYED/STARTED

2018 (NO, 3/1), 2019 (NO, 14/3), 2020 (NO, 8/0), 2021 (NO, 9/3), 2022 (LAC, 17/3), 2023 (LAC, 14/11) ... Totals (65/21)

POST-SEASON GAMES PLAYED/STARTED

2020 (NO, 1/0), 2022 (LAC, 1/0)... Totals (2/0)

IF YOU HAVEN'T HERD

A PRIMETIME DEBUT

Will Clapp could not wait to arrive to Bank of America Stadium. Finally, 14 games into his rookie season, Clapp was on the active roster for the first time as an NFL player. He had not as much as worn pads during a game since the preseason. Clapp was at the team hotel, giddy and excited to get on the field. And, as it turns out, he had a much larger role to play than he anticipated. When Jermon Bushrod left the game with a hamstring injury, Clapp was the next man up on the New Orleans' bench. He was inserted into the game at left guard. Playing significant snaps in a significant win, and on national television no less. "If you would've told me when I was a little kid I would make my debut in the NFL on Monday Night, I wouldn't have believed you," Clapp said. (NOLA.com, Luke Johnson, December 18, 2018)


TWELVE GALLONS OF MILK A WEEK

Will Clapp is the oldest of four boys. "It was a physical house," Will told The Advocate during his time at LSU. "A lot of bloody noses. Twelve gallons of milk a week. My mom shopped at the Restaurant Depot."

"My wife has watched the house systematically get torn down, one brick at a time. Kids doors. Front doors. It doesn't take much for one to come down when there's an argument. If our family could have one of those reality TV shows, I'd be in the Bahamas retired right now instead of talking to you," Will's father, Tommy joked.

PERSONAL

Son of Heather and Tommy Clapp. Has three brothers: Jacob, Matthew & Michael. His dad, Tommy, played on the defensive line at LSU from 1984-87. Will and his wife, Lizzie, have a daughter named Olivia. Attended Brother Martin (LA) High School, where he also played basketball, wrestled and participated in track & field (shot put). Graduated from LSU with a bachelor's degree in sports administration. Hobbies include hunting, fishing and country music concerts.

**WR | 14**

CHASE CLAYPOOL

AGE: 25 (July 7, 1998) | HT: 6-4 | WT: 238

COLLEGE: Notre Dame

NFL EXP: 5 Years

HOMETOWN: Abbotsford, BC

ACQUIRED: Free Agent (2024)

ChaseClaypool

chaseclaypool

FIRST-AND-10

CHASE CLAYPOOL signed a one-year contract with the Bills on May 3, 2024. A 2nd round draft choice (49th overall) of the Pittsburgh Steelers in 2020, Claypool spent his first two-plus NFL seasons in Pittsburgh before being traded to Chicago on November 1, 2022. He was then traded to Miami on October 6, 2023. Claypool earned PFWA All-Rookie team honors in 2020.

SHOUTOUTS

- Spent the final 9 games of the 2023 regular season with Dolphins after a trade with Chicago and grabbed 4 passes for 26 yards. Posted 4 catches for 51 yards and a TD for the Bears.
- Had 3 catches for 36 yards and a touchdown (a 20-yard grab from Justin Fields) for the Bears at TB (9/17/23).
- In 2022, split the season with Pittsburgh and Chicago because of a trade and amassed 46 catches for 451 yards and a touchdown.
- Tallied 7 catches for 96 yards and a touchdown for the Steelers in a win vs. TB (10/16/22).
- Recorded a career-high 130 receiving yards on 5 catches and 1 TD vs. Den. (10/10/21).
- In his first career playoff game vs. Cle. (1/10/21), registered 5 catches for 59 yards and a pair of touchdowns
- Registered 5 receptions for 101 yards and a TD at Cle. (1/3/21).
- Tallied 2 TD catches in a victory vs. Cin. (11/15/20).
- Became the first Steelers rookie ever to score 4 touchdowns (3 receiving and 1 rushing) in one game vs. Phi. (10/11/20) to earn AFC offensive player of the week honors. Totaled 110 receiving yards on 7 catches.
- Finished with 3 receptions for 88 yards, including his first career touchdown - an 84-yard grab from Ben Roethlisberger - in a win vs. Den. (9/20/20).

IF YOU HAVEN'T HERD

FROM BRITISH COLUMBIA TO THE NFL

The first time Claypool handed his mom the registration sheet for community football, she put it on the bottom of a stack of papers and hoped he'd forget about it. Jasmine was worried about him playing a rough sport, so she conveniently let the registration deadline pass without submitting the paperwork. Claypool didn't let that happen the next year. He suited up for the Abbotsford Falcons and quickly put his mom's fears to rest. "I was like, 'Wow, he's not getting hit at all. He's pretty fast. Maybe this isn't so bad,'" she said. (**Brooke Pryor, ESPN.com, October 17, 2020**)

ENTREPRENEURIAL SPIRIT

Claypool is the lead investor and executive of an apparel company called AthleteXclusive (athletexclusive.com). He has been working on that business plan since 2021 as he was in search of a better way to promote and sell merchandise differently than other companies he worked with in the past.

"I wanted a better quality product and have the athletes make more money," said Claypool. "I also want to be more philanthropic by using some profits to help build a well in Africa and try to help change lives."

THE STAMPEDE

Favorite movie: Pursuit of Happiness

Favorite Canadian athlete of all-time: Steve Nash

Favorite food to consume in car: Nature Valley Chewy Granola Bar

Favorite team growing up: Vancouver Canucks

Favorite household chore: Cleaning my bedroom

Favorite wide receiver of all-time: Tim Brown

PERSONAL

Is the son of John Mensah and Jasmine Claypool. Competed in football and basketball at Abbotsford Senior Secondary School in British Columbia, Canada. Hobbies include golf and traveling. Earned a degree in management consulting.



CHASE CLAYPOOL'S NFL REGULAR SEASON RUSHING/RECEIVING STATISTICS

DATE	TEAM	GP	GS	RECEIVING					RUSHING				
				NO.	YDS.	AVG.	LG	TD	NO.	YDS.	AVG.	LG	TD
2020	Steelers	16	6	62	873	14.1	84t	9	10	16	1.6	8	2
2021	Steelers	15	13	59	860	14.6	59	2	14	96	6.9	25	0
2022	Steelers	8	8	32	311	9.7	26	1	8	55	6.9	15	0
2022	Bears	8	4	14	140	10.0	31	0	1	4	4.0	4	0
2022	TOTAL	16	12	46	451	9.8	31	1	9	59	6.6	15	0
2023	Bears	3	2	4	51	12.8	20t	1	0	0	0.0	0	0
2023	Dolphins	1	0	4	26	6.5	15	0	0	0	0.0	0	0
2023	TOTAL	4	2	8	77	9.6	20t	1	0	0	0.0	0	0
TOTALS		51	33	175	2,261	12.9	84T	13	33	171	5.2	25	2

CHASE CLAYPOOL'S NFL POSTSEASON RUSHING/RECEIVING STATISTICS

DATE	TEAM	GP	GS	RECEIVING					RUSHING				
				NO.	YDS.	AVG.	LG	TD	NO.	YDS.	AVG.	LG	TD
2020	Steelers	1	1	5	59	11.8	29t	2	0	0	0.0	0	0
2021	Steelers	1	1	3	25	8.3	16	0	0	0	0.0	0	0
2023	Dolphins	1	0	0	0	0.0	0	0	0	0	0.0	0	0
TOTALS		3	2	8	84	10.5	29T	2	0	0	0.0	0	0

SINGLE-GAME HIGHS: RUSHING/RECEIVING

Rush Attempts 6 at Cincinnati Bengals, Sep 11, 2022
Rushing Yards 36 at Cincinnati Bengals, Sep 11, 2022
Longest Runs 25 at Buffalo Bills, Sep 12, 2021
Rushing TDs 1 vs. Cleveland Browns, Oct 18, 2020
Receptions 9 vs. Cincinnati Bengals, Sep 26, 2021
Receiving Yards 130 vs. Denver Broncos, Oct 10, 2021
Receiving Average 29.3 vs. Denver Broncos, Sep 20, 2020

Longest Receptions 84t vs. Denver Broncos, Sep 20, 2020
Receiving TDs 3 vs. Philadelphia Eagles, Oct 11, 2020
All-Purpose Yards 130 vs. Denver Broncos, Oct 10, 2021
Special Teams Tackles 3 vs. Denver Broncos, Sep 20, 2020
Most TDs 4 vs. Philadelphia Eagles, Oct 11, 2020
Miscellaneous Tackles 1 at Miami Dolphins, Jan 07, 2024
Scrimmage Yards 130 vs. Denver Broncos, Oct 10, 2021



OT | 67

TRAVIS CLAYTON

AGE: 23 (February 17, 2001) | HT: 6-7 | WT: 303

COLLEGE: International Player Pathway NFL EXP: Rookie

HOMETOWN: Basingstoke, UK

ACQUIRED: Draft (2024, R7)

travis_c17

FIRST-AND-10

TRAVIS CLAYTON was selected by the Bills in the seventh round in 2024. Clayton participated in the NFL Academy in 2019 before being selected to participate in the International Player Pathway (IPP).

SHOUTOUTS

- Had a successful 10-week preparatory stint in Florida on the International Player Pathway (IPP) programme.
- Ran the 40 yard dash in 4.79 seconds. To put that in context, he's faster and heavier than JJ Watt (who did 4.84 at 284), considered one of the biggest freaks in NFL history, and is faster than all the Offensive linemen who've competed at the NFL Combine for the past 10 years.
- A former rugby player, Clayton also has spent a significant time training in the sport of boxing.
- Among his multi-sport background, he also played tennis growing up.
- The Englishman native has flirted with American football as he was part of the NFL Academy in 2019.

THE STAMPEDE

Fun fact: Doesn't have a car, because the tube (train) is a reliable source of transportation

First job: Sainsbury's as a stacker

Favorite candy: Percy Pig's

Favorite Athlete: Lewis Hamilton

Favorite movie: Expendables 3

Dinner with a famous person: Tom Hardy

Favorite musical artist: NBA Youngboy

Bucket list item: Mercedes-Benz G-Wagon

Dream vacation spot: Bahamas

Favorite futbol club: Manchester United

Favorite food: Buffalo wings



IF YOU HAVEN'T HERD

THE PROGRAM

"To be in this program (International Player Pathway) means everything to me." Clayton said when asked what being one of 16 individuals selected to be in the IPP program. "...I've been involved in many sports in the past and I feel like this is my last opportunity to show everyone what I've got and use all the skills from all the sports in the IPP program."



"I had connections from the NFL Academy that I was apart of in 2019, so I knew some of the coaches and I reached out to James Cook and George Reynolds (International Football Development). From there they invited me to a 3-day tryout in England and I made it through and I got invited to IMG Academy."

At IMG from for 10 weeks straight, Monday to Friday we were essentially learning from scratch. Class twice a day and practice. We then had a pro day at USF and caught scouts eyes which is always good."

"It's just fitting because the Bills and London have strong connections and I'm happy I can keep that going and looking forward to building upon that."

PERSONAL

Clayton was one of 16 players selected to participate in the International Player Pathway (IPP). Is the son of Nicky and Simon Clayton and has an older sister Tanisha. He has spent time playing other sports including rugby playing inside center for Basingstoke in London 3 South West, soccer, trampolining and tennis. Despite his bucket list item being a G-Wagon, he has never had a car and has not driven in three years.



DE | 96

KAMERON CLINE

AGE: 26 (February 19, 1998) | HT: 6-4 | WT: 275

COLLEGE: South Dakota

NFL EXP: 1 Year

HOMETOWN: San Diego, CA

ACQUIRED: Free Agent (2023)

✕ [kameron_cline](#)

📷 [kameron_cline](#)

FIRST-AND-10

KAMERON CLINE joined the Bills in 2023 and spent his first season on the practice squad and signed a reserve/futures contract on January 22, 2024 after entering the NFL in 2020 as an undrafted free agent with the Indianapolis Colts where he spent the 2020-22 seasons. He previously spent four seasons (2016-19) at South Dakota.

SHOUTOUTS

- Has seen action in five games and tallied three tackles (two solo) in his career.
- Appeared in 43 games (28 starts) at South Dakota and 121 tackles (67 solo), 22 tackles for loss, seven sacks, one pass defended, two forced fumbles, two fumble recoveries and one blocked kick.
- During his senior season in 2019, played in all 12 games (10 starts) and finished with 36 tackles (21 solo), 10 tackles for loss, four sacks, one pass defended, one forced fumble and one fumble recovery.
- Started seven games in 2018 and tallied 22 tackles (15 solo), 7.5 tackles for loss, one sack, one forced fumble and one fumble recovery.
- In 2017, saw action in all 13 games (11 starts) and registered 40 tackles (20 solo), 1.5 tackles for loss and one fumble recovery.
- As a true freshman in 2016, played in all 11 games and recorded 23 tackles (11 solo), 3.0 tackles for loss and two sacks.

PERSONAL

Son of Shawn Cline and the late Amy Cline. Got his degree in the spring of 2023 in General Studies at the University of South Dakota. Native of San Diego, California and attended Patrick Henry High School where he also played tight end where he caught 21 passes for 300 yards and four touchdowns, played basketball for the Patriots as well.

IF YOU HAVEN'T HERD

I LOVE YOU MOM

When Kameron was only 12 years old he lost his mother Amy to the rare disease of pulmonary hypertension. Which is a type of high blood pressure that affects the arteries in the lungs and the right side of the heart.



"I wasn't into football all that much and she died during the season so it was a dark time for the whole family. I was just thinking it can't get any worse than this so all I want to do is make her proud in whatever I was doing."

Kameron takes the love of his mother wherever he goes and uses it as fuel to continue pushing forward.

Throughout high school Cline was an excellent student and did not think about football just to get his grades, so recruitment was stale. "I did not know I needed a highlight tape," Cline said jokingly "I just thought if I performed well enough they would come find me."

And that's what he did when he played in the San Diego Friday Night League All-Star game where he was awarded a scholarship to South Dakota. "Was a matter of right place right time, I was late to the recruitment process but South Dakota was the right fit for me, but it did not matter where I went to school I just want to be a light like my mom was."

THE STAMPEDE

Favorite food: 7th Street Burger in NYC

Hobbies: Laying out at the beach

Spirit Animal: A tiger

First job: Ace Hardware

Favorite movie: I Am Legend

Favorite musical artist: Kanye West

Favorite vacation spot: Turks and Caicos

Biggest Inspiration: His mother





KAMERON CLINE'S NFL REGULAR SEASON DEFENSIVE STATISTICS

DATE	TEAM	GP	TACKLES								INTERCEPTIONS					FUMBLES					ST					MISC		
			GS	TK	S	A	TFL	YDS	SK	YDS	QBH	NO	YDS	LG	TD	PD	FF	FR	TD	YDS	TK	S	A	FF	FR	S	A	
2020	Colts	1	0	2	1	1	0	0	0.0	0.0	0	0	0	0	0	0	0	0	0	0	0	0	0	0	0	0	0	0
2021	Colts	1	0	0	0	0	0	0	0.0	0.0	0	0	0	0	0	0	0	0	0	0	0	0	0	0	0	0	0	
2022	Colts	3	0	1	1	0	0	0	0.0	0.0	0	0	0	0	0	0	0	0	0	0	0	0	0	0	0	0	0	
2023	Bills	0	0	0	0	0	0	0	0.0	0.0	0	0	0	0	0	0	0	0	0	0	0	0	0	0	0	0	0	
TOTALS		5	0	3	2	1	0	0	0.0	0.0	0	0	0	0	0	0	0	0	0	0	0	0	0	0	0	0	0	

SINGLE-GAME HIGHS: DEFENSIVE

Total Tackles 2 vs. Tennessee Titans, Nov 29, 2020

Solo Tackles 1 vs. Tennessee Titans, Nov 29, 2020



WR | O

KEON COLEMAN

AGE: 21 (May 17, 2003) | HT: 6-3 | WT: 213

COLLEGE: Florida State

NFL EXP: Rookie

HOMETOWN: Opelousas, LA

ACQUIRED: Draft (2024, R2)

X keoncoleman6

IG keoncoleman3

FIRST-AND-10

KEON COLEMAN was selected by the Bills in the second round in 2024. Coleman, who earned first-team All-ACC honors in 2023, became the second wide receiver from Florida State ever drafted by Buffalo (Kevin Knox in 1994).

SHOUTOUTS

- Played his one and only season at Florida State in 2023 and finished with 50 catches for 658 yards and 11 touchdowns, while posting 25 punt returns for 300 yards. Earned first-team All-ACC honors as a wide receiver, all-purpose player and return specialist. Also was a second-team All-America selection by Sports Illustrated and Fox Sports.
- Spent two seasons (2021-22) at Michigan State and caught 65 passes for 848 yards and 8 TDs before transferring to Florida State.
- Registered 9 catches for 140 yards and a TD vs. Syracuse (10/14/23), including a career-long 58-yard grab for a score. Also had a 72-yard punt return.
- Recorded 7 receptions for 66 yards and 2 touchdowns at Wake Forest (10/28/23).
- In his first game with the Seminoles, tallied 9 catches for 122 yards and 3 touchdowns in a win vs. LSU (9/3/23).
- Led Michigan State in receptions (58), receiving yards (798) and TD catches (7) in 2022, while earning third-team All-Big Ten honors.
- Posted three 100+-yard receiving games for the Spartans in 2022 (116 at Washington, 9/17/22, 155 at Michigan, 10/29/22, and 107 vs. Indiana, 11/19/22).
- Saw action in 10 games as a freshman in 2021, catching 7 balls for 50 yards and a TD.
- Recorded his first career touchdown, a 12-yard catch, at Ohio State (11/20/21).
- Played on the Michigan State basketball team in 2022, seeing action in 6 games.

IF YOU HAVEN'T HERD

"SHE DESERVES THE CREDIT"

Coleman is the son of a single mom, Ravin Savoy, who raised five children. Times were tough. The streets were tougher. She sought help from folks like Randy Livingston, his AAU basketball coach and longtime family friend, and Jonathan Fisher to help with her two daughters and to keep her three boys from finding trouble.

"He's had hardships that most kids would struggle with," said Fisher, a director at Hope for Opelousas, a non-profit focused on community development, outreach and support. "He made it because of his mom. She did everything to make sure he never got away. She used resources like us."

"It's been so many years of him against everybody else," said Savoy, through some tears. "It's always him against everybody else. No one believed in him. Even them from his home place." (Ross Dellenger, Yahoo.com, September 4, 2023)

BREAKFAST AT THE WAFFLE HOUSE

"Waffle House is a way of life in Opelousas. I know people in Atlanta take it serious but in Opelousas? We really like that. It's to a point where we an just walk in and the folks behind the counter just say 'hi' and get to cooking your usual order. We have St. Landry Parish (regional airport) and the RaceTrac (gas station) and Waffle House. People from Lafayette come up to us cause they know how we get down in that place. It got to point one day where I went behind the counter had the sleeve on and made my own sausage egg and cheese grit bowl with a pork chop with no fat."

PERSONAL

Is the son of Ravin Savoy. Has an older brother, Kalin, who has "pretty much been my trainer, my brother, part father figure. He's just been everything helping me with all that," Coleman told WLNS.com in 2022. Named an all-state performer in both football and basketball at Opelousas (LA) Catholic School. Earned second-team all-state honors in basketball his junior year after averaging 26.0 points per game. Hobbies include golf and playing the guitar. Also competed in track and field. Majored in communications.



OL | 71

LA'EL COLLINS

AGE: 30 (July 26, 1993) | HT: 6-4 | WT: 315

COLLEGE: LSU

NFL EXP: 9 Years

HOMETOWN: Baton Rouge, LA

ACQUIRED: Free Agent (2024)

lcoll71

FIRST-AND-10

LA'EL COLLINS signed a one-year contract with the Bills on April 9, 2024. Collins entered the NFL in 2015 as an undrafted free agent out of LSU with the Dallas Cowboys. Collins has played for the Cowboys (2015-21) and Cincinnati Bengals (2022-23).

SHOUTOUTS

- Has started 86 of 89 career games played (regular season) and all three of his playoff appearances.
- Spent his first seven seasons (2015-21) with Dallas, where he began his career at left guard from 2015-16 and then took over the Cowboys' right tackle position from 2017-21. Went on to start at right tackle in his sole season in Cincinnati in 2022.
- Started 15 games at RT for Cincinnati in 2022, blocking for QB Joe Burrow, who set Bengals single-season team records for completions (414) and passing TDs (35).
- In 2021, played in 12 regular-season games (10 starts at RT) and one postseason game (start at RT) for Dallas.
- Started 15 games at RT in 2019, helping the Cowboys lead the NFL in total offense (431.5 yards per game).
- Started all 16 regular-season games and both postseason games at RT for Dallas in 2018.
- In 2017, started all 16 games for Dallas and helped the Cowboys rank second in the NFL in rushing offense (135.6 per game).

BUFFALO TRACKS

REGULAR SEASON GAMES PLAYED/STARTED

2015 (DAL, 12/11), 2016 (DAL, 3/3), 2017 (DAL, 16/16), 2018 (DAL, 16/16), 2019 (DAL, 15/15), 2021 (DAL, 12/10), 2022 (CIN, 15/15) ... Totals (89/86)

POST-SEASON GAMES PLAYED/STARTED

2018 (DAL, 2/2), 2021 (DAL, 1/1) ... Totals (3/3)

IF YOU HAVEN'T HERD

COACHED BY HARDSHIP

La'el Collins on-field nastiness was not inherent; he learned early to channel it into his game. Youth football coaches preached to him that collisions were coming either way. It was either hit or be hit. That made sense to La'el, who preferred the first option. Hardship coached him, too. In middle school, he rode the bus and played sports with his best friend until one day learning they could no longer. The friend was killed as a bystander to gun violence. La'el attended his funeral. He had to learn to ride, play and live without him. There were days at home when the lights or water was off. His mother worked so both utilities returned in short order. Still, La'el was aware of their circumstances.

La'el didn't just clean out food from the refrigerator, growing into the eventual 6-4, 320-pound lineman he became. He paid attention. Be it Domino's Pizza, working security, delivering phone books or a different vocation, Loyetta Collins went from one job to the next. She didn't complain between shifts. She did what needed to be done. "My mom was a hustler," said La'el, who calls her his "superhero." La'el became involved in Boy Scouts of America during elementary school before he ever began organized football or basketball. He was active in church, singing as part of the choir. That felt a little awkward, he admitted, since it seemed the whole congregation was staring at him as the tallest one. He was active, too, in the Boys & Girls Club and Big Buddy, a youth mentoring organization in Baton Rouge. Such experience has made La'el mindful of giving back. He now annually hosts a free football clinic in his hometown.

(The Dallas Morning News, Michael Gehlken, Nov. 27, 2019)

PERSONAL

First name is pronounced "luh-ELL." Son of Loyetta Collins and David Phillips. Attended Redemptorist (LA) High School. Has two kids, Luke and Lily. Hobbies include fishing and car shows.

THE STAMPEDE

Fun fact: Has traveled to 10 countries, including China.

Favorite movie: Any Rocky movie



RB | 4

JAMES COOK

AGE: 24 (September 25, 1999) | HT: 5-11 | WT: 190

COLLEGE: Georgia

NFL EXP: 3 Years

HOMETOWN: Miami, FL

ACQUIRED: Draft (2022, R2)

X thegreat_4

IG thegreat4

FIRST-AND-10

JAMES COOK was selected by the Bills in the second round (63rd overall) in 2022 after playing four seasons at Georgia. In his second year in Buffalo, Cook (1,122) became the first 1,000+ yard rusher for the Bills since 2017.

SHOUTOUTS

- Had 1,122 rushing and 445 receiving yards. He and Christian McCaffrey (SF) were the only players in the NFL with 1,100+ rushing and 400+ receiving yards in 2023.
- Selected to his first career Pro-Bowl after finishing the season ranked fourth in the NFL in rushing and sixth in scrimmage yards.
- Logged 1,567 scrimmage yards on the year, recording 5 straight 100+ scrimmage yard games, the longest streak by a Bills RB since LeSean McCoy's 5 games in 2016.
- Recorded a career-high 221 yards from scrimmage (179 rushing, 42 receiving) vs DAL (12/17/23) the most by a Bill since 2009. His 179 rushing yards are the third most in the NFL this season and are the most by a Bill since Kenneth Davis in 1992 (181 vs. ATL 11/22/92). He also added a rushing TD and receiving TD on the day.
- Caught a career high 83 receiving yards the most by a Bills RB since Fred Jackson (93 vs. OAK 12/21/14) and rushed for 58 yards at KC (12/10/23).
- Collected his third straight 100+ scrimmage yards after rushing for 43 yards and 57 receiving at PHI (11/26/23).
- Had 102 scrimmage yards vs NYJ (11/19/23) after rushing for 73 yards and 29 receiving yards with a TD.
- Rushed for a game high 109 yards and had a career long 42 yard rush vs DEN (11/13/23).

PERSONAL

Is the younger brother of Ravens running back Dalvin Cook. Majored in Housing Management & Policy during his time at the University of Georgia. The son of Varondria Burnett and the late James Cook.

IF YOU HAVEN'T HERD

FOLLOWING BIG BROTHER

James Cook did not have to look far to see what it would take to not only make the NFL, but to be successful at that level given that he is the younger brother of Dalvin Cook.

The elder Cook is a three-time Pro Bowler and has shown James how to make it, but also showed him that he can do it by taking his own path.

"That is a motivational factor just knowing that you've got an older brother in the NFL," Cook said to Dawgs247. "And that's someplace you want to be someday. So that just kind of make me wanted to work extra hard knowing that I had an older brother in the league and is a baller. That played a factor, too."

One of his first decisions to carve his own path was when he decided not to follow his older brother's path and to decommit from Florida State and attend the University of Georgia.

While there he was able to make his own name and earn something that Dalvin was never able to, which was to win a National Championship.

BUFFALO TRACKS

NFL RUSHING LEADERS 2023

PLAYER	YARDS
1. Christian McCaffrey, SF	1,459
2. Derrick Henry, TEN	1,167
3. Kyren Williams, LAR	1,144
4. James Cook, BUF	1,122
5. D'Andre Swift, PHI	1,049

AFC SCRIMMAGE YARD LEADERS 2023

PLAYER	YARDS
1. Tyreek Hill, MIA	1,814
2. Breece Hall, NYJ	1,585
3. James Cook, BUF	1,567
4. Travis Etienne, JAX	1,484
5. Joe Mixon, CIN	1,410



JAMES COOK'S NFL REGULAR SEASON RUSHING/RECEIVING STATISTICS

		RUSHING							RECEIVING				
DATE	TEAM	GP	GS	NO.	YDS.	AVG.	LG	TD	NO.	YDS.	AVG.	LG	TD
2022	Bills	16	0	89	507	5.7	33	2	21	180	8.6	41	1
2023	Bills	17	13	237	1,122	4.7	42	2	44	445	10.1	48	4
TOTALS		33	13	326	1,629	5.0	42	4	65	625	9.6	48	5

SINGLE-GAME HIGHS: RUSHING/RECEIVING

Rush Attempts 25 vs. Dallas Cowboys, Dec 17, 2023
Rushing Yards 179 vs. Dallas Cowboys, Dec 17, 2023
Rushing Average 9.1 vs. Denver Broncos, Nov 13, 2023
Longest Runs 42 vs. Denver Broncos, Nov 13, 2023
Rushing TDs 1 vs. Dallas Cowboys, Dec 17, 2023
Receptions 6 at Philadelphia Eagles, Nov 26, 2023

Receiving Yards 83 at Kansas City Chiefs, Dec 10, 2023
Receiving Average 16.6 at Kansas City Chiefs, Dec 10, 2023
Longest Receptions 48 vs. Miami Dolphins, Oct 01, 2023
Receiving TDs 1 vs. Dallas Cowboys, Dec 17, 2023
All-Purpose Yards 221 vs. Dallas Cowboys, Dec 17, 2023
Most TDs 2 vs. Dallas Cowboys, Dec 17, 2023



CB | 33

TE'CORY COUCH

AGE: 23 (September 6, 1999) | HT: 5-10 | WT: 185

COLLEGE: Miami (FL)

NFL EXP: Rookie

HOMETOWN: Hollywood, FL

ACQUIRED: UDFA (2024)

X CouchTecory

IG md.tc_

FIRST-AND-10

TE'CORY COUCH was signed by the Bills as an undrafted free agent in 2024. Couch, who tied for 3rd in the ACC with 3 interceptions in 2023, started 32 games for the Hurricanes during his five-year collegiate career.

SHOUTOUTS

- Finished his collegiate career with 153 tackles (113 solo), 6 for a loss, 4 interceptions, 21 passes defended, 2.5 sacks and 2 forced fumbles in 58 games (32 starts) from 2019-23.
- Was a college teammate of Bills DE Greg Rousseau at Miami from 2019-20. His secondary coach at Miami from 2022-23 was current Bills cornerbacks coach Jahmile Addae.
- In a victory vs. Clemson (10/21/23), posted 4 tackles, one for a loss, a sack, a forced fumble and a pass defended.
- Grabbed a career-high 2 interceptions off of Temple quarterback E.J. Warner (9/23/23) in a road victory. Also posted 3 tackles and a pass defended.
- Posted 4 tackles, an interception and a pass defended vs. Texas A&M (9/9/23).
- Emerged in the 2020 season, starting the final four games of the season and finished with 37 tackles, an interception, a forced fumble and 1.5 sacks.
- Logged a career-high 10 tackles (9 solo) to go along with 2 passes defended vs. Oklahoma State (12/29/20) in the Cheez-It Bowl.
- Recorded his first collegiate interception off of Hendon Hooker in a victory at Virginia Tech (11/14/20). Also posted 5 tackles and 0.5 sacks.
- Posted his first collegiate sack in a win at NC State (11/6/20).
- Saw action in all 13 games as a true freshman in 2019, mostly on special teams. Made collegiate debut vs. Florida (8/24/19).

IF YOU HAVEN'T HERD

"I WANT TO FEEL LIKE A PHYSICAL CORNER"

Couch described blitzing as "really fun" because he's "not the strongest guy on the field, but I feel like I use my quickness and speed to my advantage to get around bigger guys that can't move as well as I can."

Couch, who is majoring in sports administration, explained that he plays bigger than he is because of his mindset.

"I feel like if I go out there and do what I gotta do, nobody can stop me. I'm just confident in myself and my ability and I work extremely hard. Every day I take coaching."

"I'm laid back, chill. I'm observant. I take coaching from everybody, whether it's safeties, linebackers. I watch the linebackers because I want to feel like a physical corner and I like to hit." (Susan Miller Degnan, Miami Herald, November 10, 2020)

THE STAMPEDE

Favorite book: Frankenstein

Dream vacation spot: Dubai

Favorite TV show: Snowfall

Favorite movie: The first Transformers

Favorite cornerback: Jaire Alexander

Favorite food to eat in the car: Popeyes

Least favorite household chore: Washing dishes

PERSONAL

Is the son of Chicora Smith. Has one sister, Tanyah Smith and two brothers, Cortez Couch and Shomari Smith. Competed in football and track at Chaminade-Madonna in Hollywood, FL. Helped school win 2018 Class 3A state championship with 65 tackles and 5 INTs. Hobbies include fishing, shopping and fashion. Earned a degree in sports administration.

**TE | 84**

ZACH DAVIDSON

AGE: 26 (July 15, 1998) | **HT:** 6-7 | **WT:** 251**COLLEGE:** Central Missouri**NFL EXP:** 2 Years**HOMETOWN:** Webb City, MO**ACQUIRED:** Free Agent (2022) **Zdav30** **zdav30**

FIRST-AND-10

ZACH DAVIDSON signed with the Bills practice squad in 2022 after spending one season on the Minnesota Vikings practice squad. Davidson was a fifth round pick (168 overall) of the Vikings in 2021. He began his collegiate career as a punter and started working into the lineup as a TE in 2018.

SHOUTOUTS

- Spent the entire 2022 season on the Bills practice squad.
- Signed to the Vikings practice squad prior to Week 1 in 2021.
- Appeared in 36 games at UCM. Recorded 51 receptions for 1,133 yards and 18 touchdowns.
- As a punter, had 137 punts for a 42.4 average. Had 48 punts inside the 20-yard line with no blocked punts in his career.
- Named a consensus First-Team All-American as a tight end in 2019.
- Finished in the NCAA top-10 in both receiving touchdowns (15) and yards-per-reception (22.35) in 2019.
- Holds the Central Missouri records for tight ends for touchdown catches in a game (4), touchdown catches in a season (15), receiving yards in a game (225) and highest season punting average (44.3).
- Saw his first action at TE in 2018, catching 11 passes for 239 yards and three touchdowns.
- Earned three straight All-MIAA honors as a punter from 2017-19.

PERSONAL

He and his wife, Juliet, have a daughter Jane and a cockapoo named Archie. Studied sports management at Central Missouri. Davidson enjoys fishing and golfing in his free time.

IF YOU HAVEN'T HERD

MORE THAN A PUNTER

Zach Davidson's journey to the NFL is something no one could've predicted, not even Davidson himself.

"I never would've told you five years ago, three years ago, that I'd be playing on an NFL roster, but I've had the aspirations, but it's definitely the dream of everyone who straps up on Friday, Saturday, Thursday to play at this level," Davidson told KSN.

He kicked his way to a starting punter position in high school and began his UCM career as a punter, but he and his dad knew he had more to offer.

"His dad was pretty emphatic that this kid is more than a punter, and boy was he right," UCM head coach Jim Svoboda told KSN. "Any time you average 20 yards a catch and are in the top 10 in the country as a tight end, you have legitimate skills."

Davidson went on to earn the starting tight end job in 2019 and began to recognize that he had the potential to take his talent to the NFL.

THE STAMPEDE

Dream vacation spot: Greece**First job:** Lifeguard**Favorite musicians:** J. Cole & Tom Misch**Favorite ice cream flavor:** Cheesecake**Favorite Buffalo restaurants:** Lucia's On The Lake & Elm Street Bakery**Bucket list item:** Open a self-sustaining farm with animals, solar power and running water**Go-to gas station buys:** Peach rings and a large water bottle**Nicknames:** ZD or Z Dave**High school teammate in the NFL:** Arizona Cardinals OL Trystan Colon

**RB | 22**

RAY DAVIS

AGE: 24 (November 20, 1999) | HT: 5-8 | WT: 211

COLLEGE: Kentucky

NFL EXP: Rookie

HOMETOWN: Blairstown, NJ

ACQUIRED: Draft (2024, R4)

Ray_Davis07

hbk_ray

FIRST-AND-10

RAY DAVIS was selected by the Bills in the fourth round in 2024. Davis, a first-team All-SEC selection in 2023, became the first player from Kentucky to be drafted by Buffalo since 2008 (WR Stevie Johnson).

SHOUTOUTS

- In his lone season with Kentucky in 2023, had one of the best single-season performances in school history with 199 carries for 1,129 yards (11th on UK's single-season list) and 14 rushing TDs. He also caught 33 passes for 323 yards and 7 scores, totaling 21 touchdowns, a single-season school record.
- Transferred to Kentucky in 2023 after two seasons at Vanderbilt (2021-22) and two at Temple (2019-20).
- Per UK Athletics, believed to be the only player in NCAA history with 1,000 rushing yards at three different Division I schools and is the first player in SEC history to have 1,000-yard seasons at two schools.
- Ended his collegiate career with 746 rushing attempts for 3,626 rushing yards and 29 rushing touchdowns. Added 94 receptions for 762 receiving yards and 12 TDs.
- Earned 2nd-team All-America honors from SI and first-team All-SEC accolades in 2023.
- Rushed for a career-high 280 yards and 3 TDs on 26 carries in a win vs. Florida (9/30/23), the 3rd most in Kentucky history. Also added a receiving touchdown.
- In his final season at Vanderbilt in 2022, rushed 232 times for 1,042 yards and 5 touchdowns. Notched five 100-yard games, including a season-high 167 vs. South Carolina (11/5/22).
- Recorded his first career 100-yard rushing game while at Temple in 2019 vs. Georgia Tech (9/28/19). Followed that with a 157-yard outing at East Carolina (10/3/19).
- Scored his first collegiate touchdowns - a 51-yard reception and a 7-yard rush - vs. Bucknell (8/31/19).

IF YOU HAVEN'T HERD

"THAT KID ON THE OUTSIDE LOOKING IN"

"I know how it feels to be that kid on the outside looking in, to not be wanted, to not be with your real family, to have others look out for you and to live that double life where you go to school every day and act like things are normal but when you get home it's back to reality," he said. "Those were rough times for me."

Davis' youth was spent in San Francisco. His father and mother were both in and out of incarceration. He and his siblings bounced between the homes and residences of family members and acquaintances. By the time he was 8, he was part of California's foster care system. There was even a time when a godmother agreed to take two of Davis' siblings under her wing—but not Davis, because of a strained relationship with Davis' father. Davis found himself in a shelter where he vividly remembers the realization that he had nowhere to go. He was homeless.

"I don't think I'd be the man I am today without those experiences. It just made me look at the bigger picture of life," Davis said. "There's always a lot of people going through way worse things than me." (Chad Bishop, [VUCommadores.com](https://www.vucommadores.com), September 2, 2021)

THE STAMPEDE

Favorite team growing up: Philadelphia Phillies**Favorite running back of all-time:** Shaun Alexander**Favorite movie:** Paid in Full**Favorite book:** To Kill a Mockingbird**Favorite cereal:** Cinnamon Toast Crunch

PERSONAL

Full name is Re'Mahn Walter Zhamar Jamar Davis. Born in San Francisco, CA. Competed in football, basketball, track and baseball in high school. Graduated in 2022 from Vanderbilt with a degree in communications studies and earned an undergraduate certificate in business from Kentucky in December of 2023.



OT | 73

DION DAWKINS

AGE: 29 (April 26, 1994) | HT: 6-5 | WT: 320

COLLEGE: Temple

NFL EXP: 8 Years

HOMETOWN: Rahway, NJ

ACQUIRED: Draft (2017, R2)

DDawkins66

jerzeystar

FIRST-AND-10

DION DAWKINS signed a three-year extension to keep him in Buffalo through the 2027 season. Dawkins will enter his eighth year as a Bill in 2024 after he was originally drafted by the Bills in the second round (63rd overall) in 2017. Dawkins is the only player the Bills have ever drafted out of Temple.

SHOUTOUTS

- A three-time Pro Bowl selection (2021, 2022, 2023), became the first Bills offensive lineman selected to three or more Pro Bowls since G Ruben Brown earned eight selections from 1996-2003.
- Appeared in his 100th career regular season game vs. JAX (10/9/23).
- Has started all 11 playoff games he has played in at left tackle.
- At NE (12/21/19), caught his second career TD. Joined Mitch Ferrotte as the only Bills offensive lineman to catch two touchdowns in their career.
- At NYJ (11/11/18), recorded his first career reception and touchdown on a seven yard pass from Matt Barkley. Marked the Bills first receiving TD by an OL since Jason Peters.
- Starting the majority of his rookie season for the Bills at left tackle in 2019. Also started at left tackle in the Bills first playoff game since 1999.

PERSONAL

Is the son of Eric and Lisa Dawkins. Graduated from Temple with a degree in criminal justice. Has two daughters, Dalilah and Dakota, and a son, Dil. Attended Rahway (NJ) High School. Created and attended Snow University. Hobbies include remote control cars and drifting for Shnow Motor Sports.

IF YOU HAVEN'T HERD

MAN OF THE YEAR X2

Walk into any event hosted by Dion Dawkins, and one can quickly feel like they know the Buffalo Bills' left tackle. Dawkins is intentional about making it that way, and his team has noticed. For a second year in a row, Dawkins has earned an important nod. Dawkins is again the Bills' Walter Payton NFL Man of the Year nominee. The league-wide award is, per the NFL, "the league's most prestigious honor and acknowledges NFL players who excel on the field and demonstrate a passion for creating a lasting positive impact beyond the game." Dawkins found out he was nominated at one of his community events: his Talent Show, which was a fundraiser for his foundation, Dion's Dreamers. His daughter, Dalilah, helped present the news to an emotional Dawkins. "Honored and extremely thankful," Dawkins posted on social media, "Being the person that I am and all the love I try to spread each and every day. This is something that can't be purchased and can't be faked. Honored to serve my community and the people I come across in life."
(Buffalo News, Katherine Fitzgerald, December 5, 2023)



THE STAMPEDE

Favorite musical artist: Whitney Houston

Favorite gas station snack: Pay Day

Hidden talent: Can do handstands

Bucket list item: Snowboarding

BUFFALO TRACKS

REGULAR SEASON GAMES PLAYED/STARTED

2017 (Buf, 16/11), 2018 (Buf, 16/16), 2019 (16/16), 2020 (Buf, 16/16), 2021 (Buf, 16/15) 2022 (Buf, 15/15), 2023 (Buf, 17/17) ... Totals (112/107)

POST-SEASON GAMES PLAYED/STARTED

2017 (Buf, 1/1), 2019 (Buf, 1/1), 2020 (Buf, 3/3), 2021 (Buf, 2/2), 2022 (Buf, 2/2), 2023 (Buf, 2/2) ... Totals (11/11)



DT | 53

BRANSON DEEN

AGE: 24 (February 12, 2000) | HT: 6-1 | WT: 298

COLLEGE: Miami (FL)

NFL EXP: Rookie

HOMETOWN: Indianapolis, IN

ACQUIRED: UDFA (2024)

X beedo317

IG beedo317

FIRST-AND-10

BRANSON DEEN signed with the Bills as an undrafted free agent in 2024. Deen played his final season of college football at Miami and joins DE Greg Rousseau as Hurricanes on the Bills roster.

SHOUTOUTS

- Spent the first five seasons of his collegiate career at Purdue (2018-22) before transferring to Miami (2023).
- Made five starts in 11 games played at Miami. Finished with 18 tackles, 5.5 tackles for loss and 2.5 sacks.
- Made his Hurricanes debut with a start against Miami (OH) (9/1/23) and had a pair of tackles, including one tackle for loss.
- Finished his Purdue career with 74 tackles, 15.5 tackles for loss and 7.5 sacks.
- Tabbed as an honorable mention All-Big selection in his final two seasons (2021, 2022).
- In 2022, registered a career-high 28 tackles and added four tackles for loss and 2.5 sacks.
- Made four tackles with 0.5 for a loss in the Big Ten Championship against Michigan (12/3/22).
- Served as a captain for the games against Syracuse (9/17/22) and Illinois (11/12/22).
- Set career highs with 9.5 tackles for loss and three sacks in 2021. Also finished the season with 26 tackles and a forced fumble.
- Made four starts in 2020, recording 12 tackles.
- Recorded a safety on a sack and had two tackles for loss vs. Rutgers (11/28/20).

IF YOU HAVEN'T HERD

CAN'T WAIT TO GO BACK

Purdue transfer defensive tackle Branson Deen loved the warm, tropical, multicultural University of Miami from the minute he arrived in Coral Gables from chilly Indiana.

Still does.

On Saturday, the 6-2, 280-pound run-stuffer earned the start opposite former five-star prospect Leonard Taylor III — now a junior — in the Hurricanes' first scrimmage at Hard Rock Stadium. And it was a hot one.

"It's going great. Everything I expected it to be — even more," Deen said earlier in camp of UM, which struggled through a 5-7 season last year. "The attitude of the team fits what I want to do. We're shutting out all the noise and just working."

This week, he shared his enthusiasm for Hard Rock Stadium after his first experience playing there.

"I love it, man," Deen said of the stadium that also serves as home for the Miami Dolphins. "We obviously didn't have much time to look and actually soak in the place.... The heat got to us a little bit, but it's something we've got to get used to. We need that heat to be our advantage when other teams come in here and aren't used to it.

"... I can't wait to go back."

(MiamiHerald.com, Susan Miller Degnan, August 17, 2023)

PERSONAL

Given name is Branson Milan Deen. Prepped at Lawrence Central and helped the team advance to the 2017 Indiana 6A state playoffs. Majored in industrial engineering technology at Purdue.

**S | 29**

DEE DELANEY

AGE: 29 (February 20, 1995) | **HT:** 5-11 | **WT:** 200**COLLEGE:** Miami (FL)**NFL EXP:** 4 Years**HOMETOWN:** Seabrook, SC**ACQUIRED:** Free Agent (2024) [deethatguy](#) [d.delaney](#)

FIRST-AND-10

DEE DELANEY signed a one-year contract with the Bills on May 16, 2024. Delaney spent the last three seasons (2021-23) with Tampa Bay, where he played in 49 games (5 starts) and posted 3 interceptions, 71 tackles and 7 passes defended. He played in 2 games with Jacksonville in 2018 and 1 game with Washington in 2019. He played collegiately at The Citadel (2013-16) and Miami, FL (2017).

SHOUTOUTS

- Saw action in all 17 regular season games (2 starts) and both postseason contests for the Buccaneers in 2023. Tallied 25 tackles (17 solo), 2 interceptions and 5 passes defended.
- Started in consecutive games at Ind. (11/26/23) and vs. Car. (12/3/23).
- Posted an interception in back-to-back games vs. Phi. (9/25/23) and at NO (10/1/23).
- Was a teammate of Bills safety Mike Edwards in Tampa Bay from 2021-22.
- In first season with Tampa Bay in 2021, played in 15 games (2 starts) and recorded 17 tackles and an interception, along with 2 passes defended.
- In first career start, recorded first career interception off of Justin Fields along with 5 total tackles in a victory vs. Chi. (10/24/21).
- Made his NFL debut for the Jaguars in a game vs. Phi. (10/28/18) at Wembley Stadium in London.
- During his final collegiate season at Miami (FL) in 2017, saw action in 10 games (6 starts) and made 39 tackles (24 solo), one interception, one pass defended and one fumble recovery.
- Became the first player in The Citadel history to earn multiple Walter Camp All-America honors with back-to-back selections in 2015-16.

IF YOU HAVEN'T HERD

HIS DAUGHTER WAS HIS MOTIVATION

(In 2020), no NFL team was looking for Delaney. Despite having played for Jacksonville, Washington, the Jets and Miami, Delaney found himself at his alma mater at Whale Branch Early College HS, as an asst. defensive backs coach.

"It was tough. I got off social media because I didn't want to see nobody else in the league," Delaney said of his year away from football. "I thought I should've been there. I mean, it was hard just working out every day knowing, well, I may never get an opportunity. ... I was thinking maybe it's over, maybe I need to do something (else).

"My wife said, 'Look into your options.' So I went and took the military test for an officer and ended up passing it. And I was like, 'Ah, I don't know about that.' So I ended up looking for jobs. It was all right, I just kept working."

Delaney said he did some correctional work with students in school. He continued training in case a team needed him sometime during the 2020 season. "I just kept God first through it all. I just kept my faith in Him knowing (an NFL career) is what I wanted to do" he said. (**Rick Stroud, Tampa Bay Times, September 3, 2021**)

THE STAMPEDE

Favorite TV show: Martin**Least favorite household chore:** Cleaning the shower**Favorite food to eat in the car:** Snickers**Dream vacation spot:** Thailand**First job:** Working at my uncle's body shop

PERSONAL

He and his wife, Aujena, have a daughter, Madison and a son, Maverick. They have a Goldendoodle named Woody. Competed in football, basketball, baseball and track at Whale Branch Early College High School in Seabrook, SC. Earned a degree in business administration and management from The Citadel and a master's degree from Miami (FL) in liberal arts.



DEE DELANEY'S NFL REGULAR SEASON DEFENSIVE STATISTICS

DATE	TEAM	GP	TACKLES										INTERCEPTIONS					FUMBLES					ST					MISC		
			GS	TK	S	A	TFL	YDS	SK	YDS	QBH	NO	YDS	LG	TD	PD	FF	FR	TD	YDS	TK	S	A	FF	FR	S	A			
2018	Jaguars	2	0	0	0	0	0	0	0.0	0.0	0	0	0	0	0	0	0	0	0	0	0	0	0	0	0	0	0	0		
2018	Dolphins	0	0	0	0	0	0	0	0.0	0.0	0	0	0	0	0	0	0	0	0	0	0	0	0	0	0	0	0			
2018	TOTAL	2	0	0	0	0	0	0	0.0	0.0	0	0	0	0	0	0	0	0	0	0	0	0	0	0	0	0	0			
2019	Jets	0	0	0	0	0	0	0	0.0	0.0	0	0	0	0	0	0	0	0	0	0	0	0	0	0	0	0	0			
2019	Commanders	1	0	0	0	0	0	0	0.0	0.0	0	0	0	0	0	0	0	0	0	0	0	0	0	0	0	0	0			
2019	TOTAL	1	0	0	0	0	0	0	0.0	0.0	0	0	0	0	0	0	0	0	0	0	0	0	0	0	0	0	0			
2021	Buccaneers	15	2	14	11	3	0	0	0.0	0.0	0	1	26	26	0	2	0	0	0	0	3	2	1	0	0	0	0			
2022	Buccaneers	17	1	25	21	4	2	5	0.0	0.0	0	0	0	0	0	0	0	0	0	0	4	4	0	0	0	0	0			
2023	Buccaneers	17	2	24	17	7	1	0	0.0	0.0	0	2	4	4	0	5	0	0	0	0	1	0	1	0	0	0	0			
TOTALS		52	5	63	49	14	3	5	0.0	0.0	0	3	30	26	0	7	0	0	0	0	8	6	2	0	0	0	0			

DEE DELANEY'S NFL POSTSEASON DEFENSIVE STATISTICS

DATE	TEAM	GP	TACKLES										INTERCEPTIONS					FUMBLES					ST					MISC		
			GS	TK	S	A	TFL	YDS	SK	YDS	QBH	NO	YDS	LG	TD	PD	FF	FR	TD	YDS	TK	S	A	FF	FR	S	A			
2021	Buccaneers	2	0	0	0	0	0	0	0.0	0.0	0	0	0	0	0	0	0	0	0	0	1	1	0	0	0	0	0			
2022	Buccaneers	1	0	0	0	0	0	0	0.0	0.0	0	0	0	0	0	0	0	0	0	0	0	0	0	0	0	0				
2023	Buccaneers	2	0	0	0	0	0	0	0.0	0.0	0	0	0	0	0	0	0	0	0	0	1	0	1	0	0	0				
TOTALS		5	0	0	0	0	0	0	0.0	0.0	0	0	0	0	0	0	0	0	0	2	1	1	0	0	0	0				

SINGLE-GAME HIGHS: DEFENSIVE

Total Tackles 5 vs. Chicago Bears, Oct 24, 2021
Solo Tackles 4 vs. Chicago Bears, Oct 24, 2021
Passes Defensed 1 at Carolina Panthers, Dec 26, 2021

Interceptions 1 vs. Chicago Bears, Oct 24, 2021
Interception Return Yards 26 vs. Chicago Bears, Oct 24, 2021
Special Teams Tackles 2 vs. Atlanta Falcons, Sep 19, 2021



CB | 31

RASUL DOUGLAS

AGE: 29 (August 29, 1994)

HT: 6-2

WT: 209

COLLEGE: West Virginia

NFL EXP: 8 Years

HOMETOWN: East Orange, NJ

ACQUIRED: TR-23 (GB)

X RasulEra

📷 rd32_era

FIRST-AND-10

RASUL DOUGLAS was acquired by the Bills via trade with the Packers on October 31, 2023 after spending the first half of 2023 and the 2021-22 seasons with the Packers. Douglas was selected by the Eagles in the third round of the 2017 NFL Draft. He also spent time on the Raiders, Texans and Cardinals practice squads in 2021.

SHOUTOUTS

- Since joining the Bills in a trade with Green Bay on October 31, Douglas he led the NFL in takeaways with 6.
- Recorded three passes defended, 2 interceptions and 1 INT returned for a touchdown vs NE (12/31/23). Becoming the first Bill to record two INTs and a INT TD in a game since 2016.
- Collected the 2nd sack of NFL career at LAC (12/23/23) and first since 10/30/22 with Green Bay at BUF.
- Recorded his first two INTs as a Bill, recovered a fumble and three passes defended vs. NYJ (11/19/23). Became the first Bill with 2 INTs and FR in same game since Kurt Scholz vs. STL (9/28/98).
- Collected six tackles and his first fumble recovery as a Bill vs DEN (11/13/23).
- Played his first snaps as a Bill at CIN (11/5/23) collecting two solo tackles and a pass defended.
- Is one of seven NFL players with an interception, a fumble recovery and six-plus passes defended this season. Has 10 interceptions in the last three seasons, tied for 3rd-most in the NFL.
- Has started all seven games in 2023, recording 32 tackles (26 solo), an interception, a fumble recovery, two tackles for a loss and a team-high six passes defended.
- Was one of only six NFL players with four-plus interceptions each of the last two seasons (2021-22).

IF YOU HAVEN'T HERD

I WANT IT

One of seven siblings, Douglas was raised by his grandmother in East Orange, a city in northern New Jersey with a poverty rate of 21 percent. He had no plans for the future following high school but ended up attending Nassau Community College at the urging of Bell and Nassau's coach, Curtis Guilliam. Nassau had no dorms, so he lived in an apartment eight miles from campus and took the bus to and from school and practice every day. He slept on the floor and, with very little money, often battled hunger.

"When you've got to walk to McDonald's in the snow, order five things, and you eat two of it at 12 o'clock, and you save the other dollar-menu [items] for later in the day, I think [those were some] of my craziest days," he said.

"I always think about it. Every time I eat, I always think I'm making up a meal that I missed in junior college or something like that. ... It definitely fuels me all the time, just thinking about what I went through, practicing on an empty stomach, going to school on an empty stomach. You can't even focus. So that definitely makes me want to play all-out all the time."

Guilliam helped make sure Douglas was taken care of the best he could, including by getting him a job at a summer camp so he had a little money in his pocket. "We would do what we would have to do to help the young men," Guilliam said. "It's kind of tough in certain situations, but guess what, that hunger makes him better. I'm a big believer of that. That hunger is what kept him driving and pushing to where he is at now." (ESPN, Tim McManus, May 11, 2017)

PERSONAL

Pronounced rah-sool. Douglas welcomed his first child, Jeremiah Luser Douglas, with his girlfriend Ny-Asia Franklin in October of 2018. Is one of seven siblings. Has two cane corso's named Ghost and Roscoe.



RASUL DOUGLAS' NFL REGULAR SEASON DEFENSIVE STATISTICS

DATE	TEAM	GP	GS	TACKLES										INTERCEPTIONS					FUMBLES					ST					MISC	
				TK	S	A	TFL	YDS	SK	YDS	QBH	NO	YDS	LG	TD	PD	FF	FR	TD	YDS	TK	S	A	FF	FR	S	A			
2017	Eagles	14	5	24	22	2	0	0	0.0	0.0	0	2	7	7	0	11	0	0	0	0	1	1	0	0	0	0				
2018	Eagles	16	7	57	48	9	6	14	0.0	0.0	0	3	14	17	0	4	0	0	0	0	1	0	1	0	0	0				
2019	Eagles	16	6	35	24	11	3	5	0.0	0.0	1	0	0	0	0	10	0	0	0	0	0	0	0	0	0					
2020	Panthers	14	11	62	50	12	1	1	0.0	0.0	0	0	0	0	0	9	0	0	0	0	0	0	0	0	0					
2021	Packers	12	9	52	48	4	1	4	0.0	0.0	0	5	105	55†	2	13	1	0	0	0	5	4	1	0	0					
2022	Packers	17	12	76	63	13	4	7	1.0	0.0	1	4	26	22	0	13	1	0	0	0	9	6	3	0	0					
2023	Packers	7	7	32	26	6	2	13	0.0	0.0	0	1	-2	0	0	6	0	1	0	0	0	0	0	0	0					
2023	Bills	9	8	29	21	8	1	10	1.0	10.0	1	4	58	40†	1	8	0	2	0	2	0	0	0	0	0					
2023	TOTAL	16	15	61	47	14	3	23	1.0	10.0	1	5	56	40†	1	14	0	3	0	2	0	0	0	0	0					
TOTALS		105	65	367	302	65	18	54	2.0	10.0	3	19	208	55†	3	74	2	3	0	2	16	11	5	0	0					

RASUL DOUGLAS' NFL POSTSEASON DEFENSIVE STATISTICS

DATE	TEAM	GP	GS	TACKLES										INTERCEPTIONS					FUMBLES					ST					MISC	
				TK	S	A	TFL	YDS	SK	YDS	QBH	NO	YDS	LG	TD	PD	FF	FR	TD	YDS	TK	S	A	FF	FR	S	A			
2017	Eagles	3	0	0	0	0	0	0	0.0	0.0	0	0	0	0	0	0	0	0	0	0	0	0	0	0	0					
2018	Eagles	2	2	10	10	0	0	0	0.0	0.0	0	0	0	0	0	1	0	0	0	0	0	0	0	0	0					
2019	Eagles	1	0	0	0	0	0	0	0.0	0.0	0	0	0	0	0	0	0	0	0	0	0	0	0	0	0					
2021	Packers	1	1	4	2	2	0	0	0.0	0.0	0	0	0	0	0	1	0	0	0	0	1	1	0	0	0					
2023	Bills	1	1	2	1	1	0	0	0.0	0.0	0	0	0	0	0	1	0	0	0	0	0	0	0	0	0					
TOTALS		8	4	16	13	3	0	0	0.0	0.0	0	0	0	0	0	2	1	0	0	0	1	1	0	0	0					

SINGLE-GAME HIGHS: DEFENSIVE

Total Tackles 14 at Los Angeles Rams, Dec 16, 2018
Solo Tackles 11 at Los Angeles Rams, Dec 16, 2018
Sacks 1.0 at Los Angeles Chargers, Dec 23, 2023
Passes Defensed 4 vs. Los Angeles Rams, Nov 28, 2021
Forced Fumbles 1 at Chicago Bears, Dec 04, 2022
Fumble Recoveries 1 vs. New York Jets, Nov 19, 2023

Tackles For Loss 2 vs. Detroit Lions, Sep 22, 2019
Interceptions 2 vs. New England Patriots, Dec 31, 2023
Interception Return Yards 55 vs. Chicago Bears, Dec 12, 2021
Special Teams Tackles 2 vs. Los Angeles Rams, Dec 19, 2022
Longest Opp Fumble Return 2 vs. New York Jets, Nov 19, 2023



OL | 72

TOMMY DOYLE

AGE: 26 (May 6, 1998) | HT: 6-8 | WT: 320

COLLEGE: Miami (OH)

NFL EXP: 4 Years

HOMETOWN: Eden, MN

ACQUIRED: Draft (2021, R5)

freestylefalcon

freestylefalcon

FIRST-AND-10

TOMMY DOYLE was drafted by the Bills in the fifth round (161st overall) of the 2021 draft. Prior to joining the Bills, he played at Miami (OH) from 2016-20. Doyle is the second Bill drafted out of Miami (OH), TE Bob Jencks in 1963.

SHOUTOUTS

- Appeared in 11 regular season and 2 playoff games during his rookie season.
- Made his first NFL debut vs. Hou. (10/4/21).
- Appeared in 32 career games during his time at Miami (OH).
- Played in and started all three games that the Redhawks played in a COVID-19 shortened season as a redshirt senior in 2020. Earned first team All-MAC honors.
- Started all 13 games at left tackle in 2019 and was named first team All-MAC. Was also named one of the team's Offensive Power Players of the Year and earned Academic All-MAC honors. Was a leader on an offensive line that allowed just two sacks per game.
- Played in and started 10 games at right tackle for Miami (OH) in 2018 and helped the Redhawks rush for 159.8 yards per game. As a unit, the O-Line allowed 20 sacks over the season.
- Played hockey and football while in high school in Minnesota. Led his team in sacks as a senior as he starred on both sides of the ball for Edina HS.

PERSONAL

The son of Tom Doyle and Krista Nevelle. Tom played football and Krista played volleyball at the University of Minnesota. Graduated with a degree in marketing at Miami (OH). Likes to ice skate in his free time and does various community events around the city of Buffalo

IF YOU HAVEN'T HERD

FROM HOCKEY TO FOOTBALL

Growing up in Edina, Minnesota, Doyle had no choice but to lace up the skates and play hockey in a town that is obsessed with the sport.

"Hockey was the No. 1 thing for me," Doyle said to WCPO. "Seems like the first thing you learn how to do (in Edina) is skate."

Despite that initial pull to the sport, Doyle's size made it undeniable that he had to give football a shot. He stopped playing hockey in his sophomore year of high school and started dominating on the defensive side of the ball. He wanted to play defensive end at the next level, but he was told that he was too slow off the ball. He had to make the switch to the offensive side of the ball and it wasn't an easy process.

"The transition was hard. Switching positions was difficult at first. You can be more reckless on the defensive line, just play hard with your head down with some technique and you can still make plays. Offensive line is a lot of fundamentals, technique, more of a mental game. Had to stay balanced."

THE STAMPEDE

Favorite food: Steak with garlic herb butter, medium rare

Hobbies: Fishing, Ice skating/hockey, hunting and grilling

First job: Mowing lawns around the neighborhood

Pregame ritual: Puts everything on the right side first


Fun fact: Is an avid hat collector

Dream vacation spot: Ireland

Favorite actor: Will Ferrell

Bucket list item: Tarpon fishing with his dad

Favorite artist: Mac Miller





OL | 76

DAVID EDWARDS

AGE: 27 (March 20, 1997) | HT: 6-6 | WT: 308

COLLEGE: Wisconsin

NFL EXP: 6 Years

HOMETOWN: Downers Grove, IL

ACQUIRED: Free Agent (2023)

dedwards

dedwards

FIRST-AND-10

DAVID EDWARDS joined the Bills in 2023 and then re-signed to a two-year deal in the 2024 offseason. Edwards originally entered the NFL as a fifth round pick (169th overall) of the Rams in 2019 out of Wisconsin.

SHOUTOUTS

- Has started 45-of-70 regular season games played during his five NFL seasons. Has also started all five of the playoff games he has appeared in, including the Rams Super Bowl LVI victory.
- Played in all 17 regular season games and two playoff games for the Bills during the 2023 season.
- Started all four playoff games and all 17 regular season games during the Rams' championship season in 2021.
- Started 14-of-16 games played in 2020.
- Made his postseason debut, starting at left guard, at Sea. (1/9/21).
- Played in all 16 games and started in 10 of the contests during his rookie season in 2019.
- Made his first start in 2019 for a Week 7 contest in Atl. (10/20/19). Made his NFL debut on special teams in a Week 1 win at Car. (9/18/19).
- Played in 37 games, making 31 starts at right tackle, during his college career with Wisconsin.
- Named First-team All-Big Ten (media) during his final season in 2018. Was also named First-team All-America (AFCA) during his redshirt sophomore season in 2017.

PERSONAL

Is the son of David and Pamela Edwards. His father played football at Indiana University. He majored in finance, investment and banking at Wisconsin. Played three seasons at quarterback for Downers Grove North High School. Was a four-year letter winner and two-year team captain in basketball in high school.

IF YOU HAVEN'T HERD

MY FIRST BUFFALO WINTER

With a snow storm raging through Western New York prior the Bills Wild Card playoff game vs. Pittsburgh, David Edwards set out to go pick up his wife, Karoline, and newborn daughter, Margot, from the hospital. Those plans changed when white-out conditions forced Edwards to drive into and get stuck in a snowbank near Highmark Stadium. "I drove straight into a plowed snowbank on the left side of the road," Edwards told USA TODAY Sports "I was like, 'Holy, crap.'"

In desperate need of help, Edwards called Bills vice president of security, Chris Clark, who connected him with Dennis Miller from Miller's Collision and Auto, Inc. Miller was quick to rescue Edwards. "Business as usual. Just trying to help out people. That's what we do," Miller told USA TODAY Sports.

"He was a huge lifesaver for us," Edwards said. After being rescued from the snowbank and running through his options, Edwards and Miller set-out for the hospital.

Miller's help did not end there as shortly after getting Edwards to the hospital, he returned with his payload to help escort Edwards and his family back to their home. "Without the payload, (they) never would have made it through there," Miller said. "With that precious cargo in the car, I had to make sure I had to get (them) home."

"Can't say how grateful or appreciative I am for him doing that for us," Edwards said.

BUFFALO TRACKS

REGULAR SEASON GAMES PLAYED/STARTED

2019 (LAR, 17/10), 2020 (LAR, 16/14), 2021 (LAR, 17/17), 2022 (LAR, 4/4), 2023 (BUF, 17/0) ... Totals (70/45)

POST-SEASON GAMES PLAYED/STARTED

2020 (LAR, 1/1), 2021 (LAR, 4/4), 2023 (BUF 2/0) ... Totals (7/5)



G | 65

MIKE EDWARDS


AGE: 25 (November 10, 1998) | HT: 6-5 | WT: 363

COLLEGE: Campbell

NFL EXP: Rookie

HOMETOWN: Fayetteville, NC

ACQUIRED: UDFA (2024)

 mike_edwards75

FIRST-AND-10

MIKE EDWARDS was signed by the Bills as an undrafted free agent in 2024. Edwards, who began his collegiate career at Wake Forest, was a two-time All-America selection at Campbell in 2022 and 2023.

SHOUTOUTS

- As Campbell's starting left tackle, earned 2023 Stats Perform FCS All-American honors becoming Campbell's first two-time All-American.
- Also earned first team All-CAA honors in 2023, helping Campbell to over 400 yards of total offense 6 times. Campbell's offensive line ranked No. 2 in the FCS in pass blocking efficiency (93.2), according to PFF.
- The 2023 Camels offense led the CAA and stood 5th nationally in pass completion percentage (.702), 10th in first down offense (250), 15th in third down conversion percentage (.454) and 17th overall in team passing efficiency (150.84).
- Led the way up front in a 613-yard performance (353 passing, 260 rushing) in a victory at The Citadel (9/9/23).
- In 2022, earned All-America honors from both the AFCA and Phil Steele. Became the 5th Camel all-time to earn All-America honors.
- Anchored the left side of an offensive line that helped CU set a single season passing yards record for the second straight year.
- Paved the way for the Camels to gain 315 rushing yards in a win over NC Central (10/1/22).
- In 2021, started the first seven games at left tackle and helped the CU offense set a school record for passing yards (2,901) and passing touchdowns (24).
- Started all 4 games at left tackle in his first season as a Camel in 2020.
- At Wake Forest, missed the 2019 season due to injury after redshirting in 2018.

IF YOU HAVEN'T HERD

FROM THE TROMBONE TO ALL-AMERICAN

Campbell University's football team has set new school passing records the past couple of seasons. Coaches will point to left tackle Mike Edwards as one of the biggest reasons why the Camels have been able to move the ball up and down the field with much more precision.

Now a graduate student in Buies Creek, he has been named a preseason All-American by Stats Perform, Phil Steele College Football and The Bluebloods.

Edwards first started out in the band, playing trombone. But someone invited him to try out for football in high school, and the rest is history. While playing at South View, he emerged as one of the top recruits in North Carolina.

In 2022, Edwards became the first Campbell offensive lineman to earn All-American recognition, being voted to the American Football Coaches Association second-team for FCS. (**Eric Lusk, NC Football News, August 23, 2023**)

THE STAMPEDE

Favorite video game of all-time: Persona

Favorite anime: Bleach

Least favorite household chores: Cleaning pots and pans

Favorite offensive lineman of all-time: Trent Williams

Go to snack item: Snyder's Buffalo flavored pretzels

PERSONAL

Nicknamed Big Mike. Is the son of Michael Edwards and Sylvia Hall. Has two sisters, Armani and Eshan. Competed in football, wrestling and track and field at South View High School in Hope Mills, NC. Earned first-team all-state honors in football as a senior. Earned the conference heavyweight title in wrestling as a sophomore. Owns his high school's record in the power clean lift. Played the trombone in the high school band before being invited to try out for football. Hobbies include gaming, anime and swimming. Earned a degree in communications studies.



MIKE EDWARDS

AGE: 27 (May 18, 1996) | HT: 5-10 | WT: 205


COLLEGE: Kentucky

NFL EXP: 6 Years

HOMETOWN: Cincinnati, OH

ACQUIRED: Free Agent (2024)

 M_Edwards7

 m_edwards7

FIRST-AND-10

MIKE EDWARDS signed a one-year contract with the Bills on March 20, 2024. Edwards originally entered the NFL in 2019 as a third round pick (99th overall) by Tampa Bay. He has played for the Buccaneers (2019-22) and Chiefs (2023).

SHOUTOUTS

- Since 2021, is tied for second in the NFL with four defensive TDs (three INT TDs and one FR TD).
- A member of the Chiefs Super Bowl LVIII winning team, played in 17 regular season games (five starts) and started all four playoff games.
- Intercepted QB Tua Tagovailoa in the Wild Card round vs. Mia. (1/13/24), notching his third career playoff INT.
- Recorded his fourth career defensive touchdown at LAC (1/7/24), recovering a fumble and returning it 97 yards, marking the NFL's longest fumble recovery TD in 2023 and the third-longest in Chiefs franchise history.
- Started 12-of-13 games played in 2022 for Tampa Bay. Made 82 tackles (52 solo), one sack, two INTs (including one INT TDs), three passes defended, two QB hits and three TFLs.
- In 2021, played in 14 games (four starts). Played in both of Tampa Bay's playoff games, making one start, and recording 10 tackles and an INT.
- Earned NFC Defensive Player of the Week honors after returning two interceptions for touchdowns in Week 2 of the 2021 season vs. Atl. (9/19/21).
- Played in all 16 games in during the 2020 regular season and four games during the playoffs while helping the Buccaneers win Super Bowl LV, contributing on both defense and special teams. Tallied an interception in the divisional round at NO (1/17/21) and earned a start in the conference championship at GB (1/24/21).
- During his rookie season in 2019, started 7-of-15 games played for Tampa Bay.

IF YOU HAVEN'T HERD

A TOUCH OF PINK

Watch some old games of Mike Edwards playing at Kentucky and then Tampa Bay and you'll undoubtedly see Edwards wearing a pink mouthpiece. He did that to honor his aunt, Angie Evans, who died of breast cancer in 2013.

It was important for him to bring that tribute with him to the NFL. "It means a lot to me," he told Draftwire. "That was my mom's sister, and it hit us pretty hard. My family struggled with her passing. It was tough for us. I just always want to remember her and honor her memory. I wear pink gloves throughout the month of October as well."

(The Enquirer, Kyle Brown, February 1, 2021)

ALWAYS SMILING

"It makes me proud that I was able to push him and prepare him for some of the things he wanted to do going forward in life," Andre Parker, Edwards high school football coach, told WCPO. "Mike was a kid — it didn't matter how much you pushed him he was going to smile. It was like no matter how much you run us, how much we're lifting, I'm going to enjoy today, coach. He made it fun for me."

His father, Mike Edwards Jr., reflected on Edwards' football journey, recalling the Winton Woods practices and helping his son buy football equipment. Edwards, who still has his letterman jackets and Winton Woods T-shirts, committed to maintaining his academics after a rigorous practice schedule. "Great player, great athlete, hard worker," Winton Woods athletic director David Lumpkin said. "He's one of the guys you knew was going to the NFL."

(WCPO, Mike Dyer, February 8, 2024)

PERSONAL

Son of Terri and Mike Edwards Jr., he has two sisters. Other than playing in the NFL, his dream job is to be a CSI or FBI agent. Nickname is 'The Badger'. Graduated from Kentucky with a degree in family science. Attended Winton Woods (OH) High School, where he also played baseball, basketball and participated in track & field.



MIKE EDWARDS' NFL REGULAR SEASON DEFENSIVE STATISTICS

DATE	TEAM	GP	TACKLES										INTERCEPTIONS					FUMBLES					ST					MISC	
			GS	TK	S	A	TFL	YDS	SK	YDS	QBH	NO	YDS	LG	TD	PD	FF	FR	TD	YDS	TK	S	A	FF	FR	S	A		
2019	Buccaneers	15	7	45	33	12	3	11	1.0	9.0	1	0	0	0	6	0	1	0	-1	0	0	0	0	1	0	0			
2020	Buccaneers	16	0	9	5	4	0	0	0.0	0.0	0	2	67	37	0	5	0	1	0	31	2	1	1	0	0	0			
2021	Buccaneers	14	4	45	33	12	1	1	0.0	0.0	0	3	46	31+	2	7	1	0	0	1	1	0	0	0	0	0			
2022	Buccaneers	13	12	82	52	30	3	6	1.0	5.0	2	2	68	68+	1	3	0	0	0	0	0	0	0	0	0	0			
2023	Chiefs	17	5	51	32	19	2	10	1.0	10.0	1	1	16	16	0	5	0	2	1	101	0	0	0	0	0	0			
TOTALS		75	28	232	155	77	9	28	3.0	24.0	4	8	197	68T	3	26	1	4	1	131	3	2	1	0	1	0			

MIKE EDWARDS' NFL POSTSEASON DEFENSIVE STATISTICS

DATE	TEAM	GP	TACKLES										INTERCEPTIONS					FUMBLES					ST					MISC	
			GS	TK	S	A	TFL	YDS	SK	YDS	QBH	NO	YDS	LG	TD	PD	FF	FR	TD	YDS	TK	S	A	FF	FR	S	A		
2020	Buccaneers	4	1	12	8	4	0	0	0.0	0.0	0	1	1	1	0	3	0	0	0	0	0	0	0	0	0	0			
2021	Buccaneers	2	1	10	10	0	1	3	0.0	0.0	0	1	0	0	1	0	0	0	0	1	0	1	0	0	0	0			
2022	Buccaneers	1	1	10	6	4	0	0	0.0	0.0	0	0	0	0	1	0	0	0	0	0	0	0	0	0	0	0			
2023	Chiefs	4	4	12	7	5	0	0	0.0	0.0	0	1	0	0	2	0	0	0	0	0	0	0	0	0	0	0			
TOTALS		11	7	44	31	13	1	3	0.0	0.0	0	3	1	1	0	7	0	0	0	0	1	0	1	0	0	0			

SINGLE-GAME HIGHS: DEFENSIVE

- Total Tackles** 13 vs. Kansas City Chiefs, Oct 02, 2022
- Solo Tackles** 10 vs. Buffalo Bills, Dec 10, 2023
- Sacks** 1.0 vs. New Orleans Saints, Nov 17, 2019
- Passes Defensed** 3 vs. Atlanta Falcons, Sep 19, 2021
- Forced Fumbles** 1 at Indianapolis Colts, Nov 28, 2021
- Fumble Recoveries** 1 vs. New Orleans Saints, Nov 08, 2020

- Tackles For Loss** 1 vs. New York Giants, Nov 22, 2021
- Interceptions** 2 vs. Atlanta Falcons, Sep 19, 2021
- Interception Return Yards** 68 at New Orleans Saints, Sep 18, 2022
- Special Teams Tackles** 1 at Indianapolis Colts, Nov 28, 2021
- Special Teams Fumble Recoveries** 1 vs. Atlanta Falcons, Dec 29, 2019
- Longest Opp Fumble Return** 31 vs. New Orleans Saints, Nov 08, 2020



CB | 5

KAIR ELAM

AGE: 22 (May 5, 2001) | HT: 6-2 | WT: 200

COLLEGE: Florida

NFL EXP: 3 Years

HOMETOWN: Riviera Beach, FL

ACQUIRED: Draft (2022, R1)

[kaiirelam5](#)

[cinco_savage5](#)

FIRST-AND-10

KAIR ELAM was selected by the Bills in the first round (23rd overall) in 2022. Elam became the first player the Bills have drafted out of Florida since selecting LB Vosean Joseph in 2019.

SHOUTOUTS

- Tallied an interception in the Bills first Wild Card playoff game vs. Pit. (1/15/24).
- Finished his rookie season in 2022 playing in 13 regular season games (six starts) and two playoff games (one start).
- Tallied an INT in his playoff debut vs. Mia. (1/15/23), becoming the first Bill with an INT in his playoff debut since Antoine Winfield (1/8/00 at Ten.).
- Intercepted Chiefs QB Patrick Mahomes at KC (10/17/22) to become the first Bills rookie to tally INTs in consecutive games since Tre'Davious White in 2017.
- Recorded his first career interception vs. Pit. (10/9/22), intercepting Steelers QB Kenny Pickett.
- Made his NFL debut at LAR (9/8/22).
- Finished his UF career with six interceptions in 35 games. Added 79 tackles (52 solo), 2.5 TFLs, six INTs, 26 passes defended and one fumble recovery. As a junior in 2021, started 10 games and recorded 29 tackles, six passes defended and one interception. As a sophomore in 2020, earned first-team All-Southeastern Conference honors. Started at cornerback in all 12 games of the season and tallied two interceptions, 11 PBUs and one fumble recovery.

PERSONAL

His name is pronounced 'Kai-ear Ee-lam'. Son of Abram Elam and Shayla Davis. Majored in sports management. Ran track and played basketball at Benjamin High School. For more information, visit [kaiirelam.com](#).

IF YOU HAVEN'T HERD

THE BLUEPRINT

Kairi did not have to look far growing up for inspiration and examples of what is possible on the football field. Both Kairi's father, Abram, and uncle, Matt, played in the NFL. Now that Kairi has made it to the NFL, his dad hopes that he can accomplish everything those who came before him accomplished and then some. "This is his moment," Abram told the Buffalo media after Kairi was drafted. "He took advantage of every opportunity and made the most of it. This isn't about me. This is him. As a father, this is what you always dream of, your son having more or better than what you set out to do...We always have a saying in the family. They call me 'The Blueprint,' but I see him and Matt and they took the plans and they enhanced it. You know what I mean? So they've taken it and did their thing with it and made it even better. And that's what you always want."

SOPHIA THE FIERCE

Kairi Elam met Sophia (Benintende) in October 2022. On May 9, 2023, Sophia Benintende died. She was 9 years old. Born on Nov. 19, 2013, Sophia got her nickname, Sophia the Fierce, from her strength as she faced the unimaginable. In July 2021, Sophia was diagnosed with Ewing Sarcoma, a rare type of cancer that begins in the bones or soft tissue. A first-round pick, Elam grappled with the ups and downs of a rookie season. His friendship with Sophia grounded him. "At that time, I was struggling with trying to find myself coming here, dealing with expectations and trying to force (gratefulness)," he said. "She helped me out so much, mentally...We went out to dinner one night. And she started bursting out in tears out of nowhere, because she was just going through so much internally. But she never complained. You know? She was tough." (Buffalo News, Katherine Fitzgerald, May 15, 2023)

THE STAMPEDE

Favorite movie: All About The Benjamins

Favorite athletes growing up: Michael Vick

Pregame ritual: Drink Pedialyte and pickle juice

Little known fact: Started playing football in 7th grade



KAIIR ELAM'S NFL REGULAR SEASON DEFENSIVE STATISTICS

DATE	TEAM	GP	TACKLES										INTERCEPTIONS					FUMBLES					ST					MISC	
			GS	TK	S	A	TFL	YDS	SK	YDS	QBH	NO	YDS	LG	TD	PD	FF	FR	TD	YDS	TK	S	A	FF	FR	S	A		
2022	Bills	13	6	39	28	11	1	3	0.0	0.0	0	2	0	0	0	4	0	0	0	0	2	1	1	0	0	0	0		
2023	Bills	3	2	14	10	4	0	0	0.0	0.0	0	0	0	0	0	0	0	0	0	0	0	0	0	0	0	0			
TOTALS		16	8	53	38	15	1	3	0.0	0.0	0	2	0	0	0	4	0	0	0	0	2	1	1	0	0	0			

KAIIR ELAM'S NFL POSTSEASON DEFENSIVE STATISTICS

DATE	TEAM	GP	TACKLES										INTERCEPTIONS					FUMBLES					ST					MISC	
			GS	TK	S	A	TFL	YDS	SK	YDS	QBH	NO	YDS	LG	TD	PD	FF	FR	TD	YDS	TK	S	A	FF	FR	S	A		
2022	Bills	2	1	6	5	1	0	0	0.0	0.0	0	1	0	0	0	2	0	0	0	0	0	0	0	0	0	0			
2023	Bills	2	0	5	1	4	0	0	0.0	0.0	0	1	0	0	0	1	0	0	0	0	0	0	0	0	0	0			
TOTALS		4	1	11	6	5	0	0	0.0	0.0	0	2	0	0	0	3	0	0	0	0	0	0	0	0	0				

SINGLE-GAME HIGHS: DEFENSIVE

- Total Tackles** 11 vs. Jacksonville Jaguars, Oct 08, 2023
- Solo Tackles** 8 vs. Jacksonville Jaguars, Oct 08, 2023
- Passes Defensed** 1 vs. Miami Dolphins, Dec 17, 2022

- Tackles For Loss** 1 vs. Miami Dolphins, Dec 17, 2022
- Interceptions** 1 at Kansas City Chiefs, Oct 16, 2022



DE | 57

AJ EPENESA

AGE: 25 (September 15, 1998) | HT: 6-6 | WT: 260

COLLEGE: Iowa

NFL EXP: 5 Years

HOMETOWN: Edwardsville, IL

ACQUIRED: Draft (2020, R2)

✕ [ajepenesa24](#)

📷 [supersamoan94](#)

FIRST-AND-10

AJ EPENESA re-signed with the Bills in 2024 on a two-year deal after finishing his fourth season in Buffalo in 2023. Epenesa was selected by the Bills in the 2nd round (54th overall) in 2020.

SHOUTOUTS

- Tied his career high in sacks (6.5) and TFLs (7), and recorded new career highs in tackles (20), passes defended (8) and INTs (2) in 2023.
- Intercepted Patrick Mahomes at KC (12/10/23) for his second INT of the season. Epenesa became the 12th Bills defensive lineman with 2 interceptions in his career, and only the third with multiple in a season, joining Ron McDole (2 in 1968) and Sean Moran (2 in 1997).
- Collected half a sack of Russell Wilson for his 6.5 sack of the season vs DEN (11/13/23) tying a personal season-high (had 6.5 in 2022).
- Recorded his fifth sack of the season, vs TB (10/26/23) taking down Baker Mayfield and collected a TFL.
- Collected a sack of Tyrod Taylor against the Giants (10/15/23) and totaled three tackles and one TFL.
- Had 2.0 sacks against the Jaguars (10/9/23) and defended 3 passes which both mark as a career-high. And first Bill since 2020 with defensive "trifecta" (sack/FF/FR) recording a strip sack of Trevor Lawrence.
- Recorded first career INT (Sam Howell) at WAS (9/24/23), and returned pickoff 32 yards for a TD, first DL to score on INT return since Aaron Schobel 9/14/09. The INT marked his first INT TD of his football career. His last TD came in college with Iowa in 2018 (11/17) on a fumble recovery vs. Illinois.
- Collected his first sack of the year at WAS (9/24/23).
- Finished 2022 third on the team with 6.5 sacks, five passes defenses, and two forced fumbles, all new career highs.

IF YOU HAVEN'T HERD

HOOP STAR

A three-sport star growing up, Epenesa played on the St. Louis Eagles AAU basketball team that featured Celtics star Jayson Tatum and former Iowa star Tyler Cook. "His athleticism is freaky," Cook told The Athletic. "When I was in eighth grade, I promise you A.J. was better than I was. I'm not going to lie about that at all. A freak athlete, man. People don't know how skilled of a basketball player he was, too. He could shoot it, put it on the deck. I talk to him about it every time I see him."



IT CAN ONLY BE JARED

According to a story by The Athletic, A.J. Epenesa's middle name, Jared, came from his father's best friend in college. Former DT Jared DeVries used to lend his car in college to Eppy Epenesa, so he could drive 50 miles to see his fiancée (now wife) Stephanie and their newborn daughter, Samantha. "Naming him after Jared has to do with my friendship with Jared, which will stick for life," Eppy said. "I'm glad I did that. It's a blessing just to have Jared as my friend."

PERSONAL

Full name: Andrew Jared Epenesa. Is the son of Stephanie and Espensa "Eppy" Epenesa. His father, a native of American Samoa, played DT at Iowa. Has a sister, Samantha, and two brothers, Eric, an outside linebacker at Iowa, and lose. Majored in communications. Fan of the St. Louis Cardinals. Played football, basketball and track in high school, scoring over 1,000 points in basketball and earned All-America honors as a discus thrower.



RB | 37


DARRYNTON EVANS

AGE: 25 (July 9, 1998) | HT: 5-10 | WT: 203

COLLEGE: Appalachian State

NFL EXP: 4 Years

HOMETOWN: New Smyrna Beach, FL ACQUIRED: FA (2024)



FIRST-AND-10

DARRYNTON EVANS was re-signed by the Bills on January 23, 2024. Evans, who played collegiately at Appalachian State, was a 3rd round pick of Tennessee in 2020. He played in 6 games in two seasons with the Titans from 2020-21 and in 6 games with Chicago in 2022. He spent a portion of 2023 training camp with the Bills before playing 5 games with the Bears and 2 with the Dolphins.

SHOUTOUTS

- Ran for 105 yards and a TD on 30 carries for Chicago in 2023.
- In 6 games with the Bears in 2022, rushed 14 times for 64 yards (4.6 average) with one catch for 33 yards.
- Posted career highs in carries (9) and yards (34) at NYJ (11/27/22), while catching a career-long 33-yard pass.
- Saw action in one game for Tennessee in 2021, rushing 2 times for 7 yards, while catching 2 passes for 11 yards in a win vs. KC (10/24/21).
- As a rookie with the Titans in 2020, played in 5 games, recording 14 carries for 54 yards and 2 catches for 27 yards and a TD. Also returned 9 kickoffs for 206 yards.
- Saw action in one career playoff game vs. Bal. (1/10/21).
- Registered his first career touchdown on a 3-yard pass from Ryan Tannehill in a victory vs. Det. (12/20/20).
- In 39 games at Appalachian State (22 starts), rushed for 2,884 yards on 482 carries (6.0 avg.) and 25 TDs.
- Returned 3 kickoffs for TDs in collegiate career and totaled 11 runs of at least 50 yards in his final 2 seasons.
- In 2019, joined Stanford's Christian McCaffrey (2015) and ECU's Chris Johnson (2007) as only FBS players since 2000 with at least 1,400 rushing yards, 5 TD receptions and a kickoff return for a score in same year.
- Rushed for 1,480 yards and 18 touchdowns on 255 attempts in 2019. Also grabbed 21 passes and 5 TDs. Named Sun Belt Offensive Player of the Year.

IF YOU HAVEN'T HERD

HEARTFELT CAUSE

Leading up to the 2020 NFL Combine, Evans raised money to support the Endometrial Cancer Action Network for African-Americans (ECANA), in honor of his mother, Evelyn.

Evans told Pledgelt.com, "My mom is the toughest person I know. Nothing ever seems to faze her. No matter what she had going on in her own life, she never missed one event or game of mine, my brothers or my sisters. So, in late July of 2019, right before my Junior year at App State, when we found out that she had Endometrial Cancer, it floored us."

"Luckily, she caught it very early. She was able to find a great doctor to treat her, and perform a procedure that made her completely cancer free."

His father, Darry, is also a cancer survivor.

THE STAMPEDE

Favorite movie: John Wick

Dream sporting event to attend: Real Madrid vs. Barcelona

Favorite food: Hibachi

Fun fact: Could solve the Rubik's cube in under 45 seconds back in high school

Favorite TV show: Power

Favorite class in college: Public speaking

Post-career plans: Open a sports performance facility

Favorite running back of all-time: LaDainian Tomlinson

PERSONAL

Pronounced: DARE-un-ton. Married to Aiyana. Is the son of Evelyn and Darry Evans. Full name is Darrynton L.A. Evans. Has three siblings: Darry II, Kristen, and Dasmine. Enjoys playing video games and producing music. An academic all-district selection who as named the top scholar among Sun Belt football players by Street & Smith. Earned a degree in communications, while minoring in sports science and coaching.



DARRYNTON EVANS

DARRYNTON EVANS' NFL REGULAR SEASON RUSHING/RECEIVING STATISTICS

		RUSHING							RECEIVING				
DATE	TEAM	GP	GS	NO.	YDS.	AVG.	LG	TD	NO.	YDS.	AVG.	LG	TD
2020	Titans	5	0	14	54	3.9	9	0	2	27	13.5	24	1
2021	Titans	1	0	2	7	3.5	5	0	2	11	5.5	6	0
2022	Bears	6	0	14	64	4.6	21	0	1	33	33.0	33	0
2023	Bills	0	0	0	0	0.0	0	0	0	0	0.0	0	0
TOTALS		12	0	30	125	4.2	21	0	5	71	14.2	33	1

DARRYNTON EVANS' NFL POSTSEASON RUSHING/RECEIVING STATISTICS

		RUSHING							RECEIVING				
DATE	TEAM	GP	GS	NO.	YDS.	AVG.	LG	TD	NO.	YDS.	AVG.	LG	TD
2020	Titans	1	0	1	1	1.0	1	0	0	0	0.0	0	0
2021	Titans	0	0	0	0	0.0	0	0	0	0	0.0	0	0
2023	Dolphins	0	0	0	0	0.0	0	0	0	0	0.0	0	0
TOTALS		1	0	1	1	1.0	1	0	0	0	0.0	0	0

DARRYNTON EVANS' NFL REGULAR SEASON RETURN STATISTICS

		KICKOFF RETURNS					PUNT RETURNS					
DATE	TEAM	RET.	YDS.	AVG.	LG	TD	NO.	FC	YDS.	AVG.	LG	TD
2020	Titans	9	206	22.9	31	0	0	0	0	0.0	0	0
2021	Titans	1	17	17.0	17	0	0	0	0	0.0	0	0
2022	Bears	0	0	0.0	0	0	0	0	0	0.0	0	0
2023	Bills	0	0	0.0	0	0	0	0	0	0.0	0	0
TOTALS		10	223	22.3	31	0	0	0	0	0.0	0	0

DARRYNTON EVANS' NFL POSTSEASON RETURN STATISTICS

		KICKOFF RETURNS					PUNT RETURNS					
DATE	TEAM	RET.	YDS.	AVG.	LG	TD	NO.	FC	YDS.	AVG.	LG	TD
2020	Titans	2	46	23.0	25	0	0	0	0	0.0	0	0
2021	Titans	0	0	0.0	0	0	0	0	0	0.0	0	0
2023	Dolphins	0	0	0.0	0	0	0	0	0	0.0	0	0
TOTALS		2	46	23.0	25	0	0	0	0	0.0	0	0

**SINGLE-GAME HIGHS: RUSHING/RECEIVING**

Rush Attempts	14 at Chicago Bears, Oct 22, 2023	Receiving TDs	1 vs. Detroit Lions, Dec 20, 2020
Rushing Yards	48 at Chicago Bears, Oct 22, 2023	All-Purpose Yards	148 at Green Bay Packers, Dec 27, 2020
Rushing Average	3.8 at New York Jets, Nov 27, 2022	Kickoff Returns	6 at Green Bay Packers, Dec 27, 2020
Longest Runs	21 vs. Green Bay Packers, Dec 04, 2022	Kickoff Return Yards	145 at Green Bay Packers, Dec 27, 2020
Receptions	3 at Los Angeles Chargers, Oct 29, 2023	Longest Kickoff Return	31 at Green Bay Packers, Dec 27, 2020
Receiving Yards	33 at New York Jets, Nov 27, 2022	Kickoff Return Average	24.2 at Green Bay Packers, Dec 27, 2020
Receiving Average	7.3 at Los Angeles Chargers, Oct 29, 2023	Special Teams Tackles	1 at Houston Texans, Jan 03, 2021
Longest Receptions	33 at New York Jets, Nov 27, 2022	Most TDs	1 at Los Angeles Chargers, Oct 29, 2023



LS | 69

REID FERGUSON

AGE: 30 (March 24, 1994) | HT: 6-2 | WT: 235

COLLEGE: LSU

NFL EXP: 8 Years

HOMETOWN: Buford, GA

ACQUIRED: FA (2024)

X SnapFlow69

IG reidferguson

FIRST-AND-10

REID FERGUSON originally joined the Bills as a rookie free agent in 2016 from LSU and was added to the practice squad later that year. In 2017, he became the team's primary long snapper. In 2021, Ferguson signed a three-year contract extension with Buffalo that runs through the 2024 season. He is longest tenured player on the Bills roster.

SHOUTOUTS

- Appeared in all 16/17 games for the 7th consecutive season in 2023.
- Played in 100th career regular season game at Was. (9/24/23).
- In 2022, was part of a special teams unit that ranked 5th in the NFL (according to Rick Gosselin) and 1st in DVOA as calculated by Football Outsiders.
- He and his brother, Blake, played against each other for first time in their lives at Mia (9/20/20).
- The Bills are 8-3 when he records a tackle on special teams in his career.
- Earned spot on practice squad in 2016 behind long snapper Garrison Sanborn.
- Served as LSU's long snapper for all 51 games of his collegiate career (2012-15) and only had one errant snap which occurred on his first snap as a freshman.
- Earned first-team All-America honors by Phil Steele in 2015.
- Rated as the nation's #2 long snapper coming out of high school by Scout.com and earned a scholarship to LSU.
- Earned a spot on the academic honor roll during all four years of college.
- Has visited 13 current MLB stadiums in his quest to see all 30 venues.

IF YOU HAVEN'T HERD

GRILLS MAFIA

An avid backyard grill artist, Ferguson has transformed his love of grilling into charity while connecting with Bills Mafia. He sells a line of stylish T-shirts and grilling accessories on grillsmafiamerch.com which benefit Western New York food-based and veterans charities. More information can be found on X at @[SnapFlow69](https://twitter.com/SnapFlow69) and @[GrillsMafia](https://twitter.com/GrillsMafia). In August, Ferguson's grilling expertise was featured on an episode of GMA3, a lifestyle and entertainment show on ABC.



PERSONAL

He and his wife, Erica, have two daughters, Blakely and Piper. Is the son of Kevin and Tracy Ferguson. His brother, Blake, earned a national championship as a long snapper with LSU in 2019 and was a 6th round pick of the Miami Dolphins in 2020. Has a Goldendoodle named Buck and a Labradoodle named Luna. Earned a degree in sports administration and criminology. Began playing football in the 5th grade for the Alpharetta (GA) Eagles. Works extensively with the Veteran's One Stop Center of Western New York.



REID FERGUSON



BROTHERLY LOVE, FERGUSON STYLE

Reid and Blake Ferguson took similar paths to the NFL growing up in Buford, GA. Both attended Buford HS and LSU. And both are now playing in the AFC East, as Blake was drafted by the Dolphins in 2020. Blake learned a great deal from his big brother over the years, but it was not a one-way street. "Perseverance is the best thing I learned from Blake," recalled Reid. "His battle with diabetes over the years put a lot of things in perspective for me. Things that seemed like big problems are nothing compared to what he went through."

FIGHT FOR HIS FAMILY

Ferguson's brother, Blake, was diagnosed as a Type 1 diabetic in 2011 at the age of 13. Since then, it has been a family mission to raise awareness and funds to fight diabetes. In fact, during the 2018 offseason, he joined his brother and the American Diabetes Association in a trip to Capitol Hill to meet with lawmakers to raise awareness. "The experience I had at Call to Congress with the American Diabetes Association was very eye-opening," Ferguson told the Buffalo News. "To be able to go to the Hill and continue the talks to get more funding for diabetes research was incredible."

SOCCER TEAM OWNER

In 2023, Reid and his brother, Blake, became minority owners of Swansea City AFC in Wales. "Sports ownership has always been a goal of mine and I love the game of soccer. It was an opportunity I could not pass up," said Ferguson.



THE STAMPEDE

Best recipe on the grill: My own pulled pork recipe

Favorite household chore: Laundry

Favorite food to eat in the car: Chic-fil-A chicken sandwich

Favorite brother combo in sports: Peyton and Eli Manning

Least favorite rule in baseball: Blackouts

Favorite app on phone: Reddit

Favorite podcast: Talkin' Baseball

First car you drove: 1977 Pontiac LeMans

Best concert you attended: Chris Stapleton in Atlanta

THANK YOU FOR YOUR SERVICE

Ferguson was the Bills nominee for the NFL's Salute to Service award in 2022 and 2023 due to his commitment to honoring active and retired military members. One of his initiatives is hosting an annual happy hour for military members, veterans and their families in the Buffalo area called "Thank a Vet BBQ."

"Sometimes it's easy to take for granted the freedom that we have on a day to day basis and I think my involvement centers around an appreciation of what they've given and what they've laid on the line."

Ferguson's grandfathers Jim Seale and Robert Ferguson as well as his great uncle Jerry Seale and great grandfather Howard Seale all served in the military.

BUFFALO TRACKS

LONGEST TENURED BILLS

- Reid Ferguson (since 2016)
- Dion Dawkins and Matt Milano (since 2017)
- Josh Allen and Taron Johnson (since 2018)

BUFFALO TRACKS

REGULAR SEASON

GAMES PLAYED/STARTED

2017 (Buf, 16/0), 2018 (Buf, 16/0), 2019 (Buf, 16/0), 2020 (Buf, 16/0), 2021 (Buf, 17/0), 2022 (Buf, 16/0), 2023 (Buf, 17/0) ... Totals (114/0)

POSTSEASON

GAMES PLAYED/STARTED

2017 (Buf, 1/0), 2019 (Buf, 1/0), 2020 (Buf, 3/0), 2021 (Buf, 2/0), 2022 (2/0), 2023 (2/0) ... Totals (11/0)



FB | 41

REGGIE GILLIAM

AGE: 26 (August 20, 1997) | HT: 6-0 | WT: 244

COLLEGE: Toledo

NFL EXP: 5 Years

HOMETOWN: Columbus, OH

ACQUIRED: UDFA (2020)

X 1 Sledge

FIRST-AND-10

REGGIE GILLIAM signed a two-year contract extension with the Bills in 2022, tying him to the team through 2024. He originally joined the Bills as an undrafted free agent following the 2020 NFL Draft out of Toledo.

SHOUTOUTS

- Played in a career-high 17 games and both postseason match-ups in 2023.
- Earned AFC Special Teams Player of the Week honors following his Week 11 performance vs. NYJ (11/19/23). Forced a fumble on the opening kickoff and tallied two special teams tackles.
- Played in 15 regular season games and both postseason contests in 2022. Had 8 receptions for 69 yards, both career highs, and added a receiving touchdown.
- Played in 16 regular season games (5 starts) in 2021.
- Recorded his first-career rushing attempts (2) at Mia. (9/19/21).
- Notched his first-career touchdown reception at Mia. (9/20/20), scoring on his first pro reception.
- Forced his first NFL fumble, which was recovered by the Raiders on punt coverage at LV (10/4/20).
- Played in 14 regular season and three postseason games in 2020, contributing mainly on special teams.
- Made his NFL debut in the season opener vs. NYJ (9/13/20).
- Finished his four-year collegiate career playing in 40 games, while totaling 18 receptions for 153 yards and three receiving touchdowns.

PERSONAL

The son of Reginald and Linda Gilliam. Has two brothers, Travis and Phillip. Graduated with a degree in marketing. He is the first person from Westland HS to make it to the NFL.

IF YOU HAVEN'T HERD

FROM UNNOTICED TO NFL

If you want a guy to root for, a guy who has had to scratch and claw for everything he has ever received, the 24-year-old from Galloway, Ohio is your man.

Reggie Gilliam signed a two-year contract extension worth \$5.3 million Sunday.

At Westland High School outside Columbus, the football team was terrible and even though he was the MVP and he made first-team all-conference, there were no college recruiters punching that address into their GPS.

"I won seven games my entire high school career, so, I was kind of like, college was a stretch," he said. "About the third game into my senior year, I got a DM from a recruiter in Toledo. He hit me up and was like, 'Hey, saw your film, had a really great game - we'd like you to come up for our walk-on day, and see the campus.' So I came up and fell in love with the campus, and was like, 'This is what I want to do.'"

All it takes is one, and Gilliam walked on to the team and eventually earned a scholarship in his third year. He played 40 games for the Rockets as a tight end, but he caught only 18 passes for 153 yards, so once again, he figured there was no way an NFL team would give him a look.

(Rochester Democrat and Chronicle, Sal Maiorana, August 8, 2022)

THE STAMPEDE

Favorite movie: Focus

Most famous cell phone contact: Josh Allen

Nickname: Sledge

Favorite food: Japanese Hibachi

Least favorite class in college: Anything math related

Biggest pet peeve: People who chew with their mouth open

Favorite household chore: Laundry



REGGIE GILLIAM'S NFL REGULAR SEASON RUSHING/RECEIVING STATISTICS

		RUSHING							RECEIVING				
DATE	TEAM	GP	GS	NO.	YDS.	AVG.	LG	TD	NO.	YDS.	AVG.	LG	TD
2020	Bills	14	0	0	0	0.0	0	0	2	16	8.0	15	1
2021	Bills	16	5	3	3	1.0	2	0	3	23	7.7	8	0
2022	Bills	15	4	0	0	0.0	0	0	8	69	8.6	14	1
2023	Bills	17	0	0	0	0.0	0	0	1	3	3.0	3	0
TOTALS		62	9	3	3	1.0	2	0	14	111	7.9	15	2

REGGIE GILLIAM'S NFL POSTSEASON RUSHING/RECEIVING STATISTICS

		RUSHING							RECEIVING				
DATE	TEAM	GP	GS	NO.	YDS.	AVG.	LG	TD	NO.	YDS.	AVG.	LG	TD
2020	Bills	3	0	0	0	0.0	0	0	0	0	0.0	0	0
2021	Bills	2	1	0	0	0.0	0	0	3	12	4.0	7	0
2022	Bills	2	0	0	0	0.0	0	0	0	0	0.0	0	0
2023	Bills	2	0	0	0	0.0	0	0	0	0	0.0	0	0
TOTALS		9	1	0	0	0.0	0	0	3	12	4.0	7	0

SINGLE-GAME HIGHS: RUSHING/RECEIVING

Rush Attempts 2 at Miami Dolphins, Sep 19, 2021
Rushing Yards 2 at Miami Dolphins, Sep 19, 2021
Longest Runs 2 at Miami Dolphins, Sep 19, 2021
Receptions 3 at Kansas City Chiefs, Oct 16, 2022
Receiving Yards 22 at Miami Dolphins, Sep 25, 2022
Receiving Average 6.0 at Kansas City Chiefs, Oct 16, 2022

Longest Receptions 15 at New York Jets, Oct 25, 2020
Receiving TDs 1 vs. Tennessee Titans, Sep 19, 2022
All-Purpose Yards 22 at Miami Dolphins, Sep 25, 2022
Special Teams Tackles 2 vs. New York Jets, Nov 19, 2023
Most TDs 1 vs. Tennessee Titans, Sep 19, 2022

**RB | 20**

FRANK GORE JR.

AGE: 22 (March 13, 2002) | HT: 5-8 | WT: 201

COLLEGE: Southern Miss

NFL EXP: Rookie

HOMETOWN: Miami, FL

ACQUIRED: UDFA (2024)

[stn_2lit](#) [iam_fg3](#)

FIRST-AND-10

FRANK GORE JR. was signed by the Bills as an undrafted free agent in 2024. Gore, who rushed for 4,022 yards during his collegiate career at Southern Miss from 2020-23, is the son of former Bills RB Frank Gore.

SHOUTOUTS

- Finished in 3rd place in school history with 4,022 rushing yards during his career at Southern Miss and led the team in rushing yards during all four of his collegiate seasons. Also caught 75 passes for 692 yards and 4 TDs.
- Earned 2nd-team All-Sun Belt conference honors in 2023 with 231 carries for 1,131 yards and 10 touchdowns.
- Tallied 158 rushing yards on a career-high 33 carries in a win at Louisiana (11/9/23) and scored three touchdowns (2 rushing and 1 receiving).
- Rushed for a season-high 247 yards and 2 touchdowns on 24 carries at Appalachian State (10/28/23).
- In 2022, earned first-team all-Sun Belt honors as an all-purpose back with 1,382 yards and 9 touchdowns on 228 attempts.
- Set a school record with 329 rushing yards and 2 TDs on 21 carries vs. Rice (12/17/22) in the LendingTree Bowl. His TDs were 64 and 55 yards.
- Gained 199 yards on 24 carries at Louisiana-Monroe (11/26/22).
- Opened the season with a 178-yard rushing performance vs. Liberty (9/3/22).
- Led the Golden Eagles with 708 rushing yards as a freshman in 2020 and earned 2nd-team Conference USA honors.
- Posted a career-long 73-yard run for a TD in a victory vs. Florida Atlantic (12/10/20).
- Scored his first collegiate touchdown on a 11-yard run at North Texas (10/3/20).

IF YOU HAVEN'T HERD

"IT'S A BLESSING TO HAVE HIS NAME"

"I'm not going to shy away from my name," Gore, Jr. said. "I am who I am. It's a blessing to have this name. ... He had this name, he made it what it is. Now, I have the responsibility to take it further."

He learned the game from his father. Even if he doesn't quite run the same way. Gore, Jr. grew up watching his father play, wearing his father's jerseys.

"Being a son of an NFL player, you have to mature a lot faster than a normal kid," Gore, Jr. said. "The things I had to go through as a child, he probably didn't have, he didn't have the expectations I have."

When he was a boy, Gore, Jr. watched his father come home and go to work, sticking to a strict routine in order to preserve his body.

"A lot of things that I can't really explain," Gore, Jr. said. "It's an all-day, all-year thing. It never stops ... That guy's like a robot." (Joel Erickson, *Indy Star*, March 1, 2024)

THE STAMPEDE

Dream vacation spot: Turks and Caicos

Favorite running back of all-time: Frank Gore, Sr.

Least favorite household chore: Doing the dishes

Favorite movie: Friday Night Lights

Favorite musical artist: NBA YoungBoy

Favorite app on phone: TikTok

PERSONAL

Is the son of Frank Gore and Shasta Smith. Has a younger brother, Messiah. His father finished his 16-year NFL career (2005-2020) ranked 3rd on the NFL's all-time rushing list with 16,000 yards. He played with the Bills in 2019. He currently works with the 49ers as a football personnel advisor. Frank, Jr. played quarterback and running back at Miami Killian Senior High School. Earned a degree in liberal arts.



T | 75

RICHARD GOURAIGE

AGE: 25 (October 15, 1998) | HT: 6-5 | WT: 306

COLLEGE: Florida

NFL EXP: 1 Year

HOMETOWN: Tampa, FL

ACQUIRED: UDFA (2023)

✕ richardg813

📷 richardgouraige

FIRST-AND-10

RICHARD GOURAIGE was signed by the Bills as an undrafted free agent following the 2023 draft and spent his rookie season on the Bills practice squad. Gouraige (pronounced like Garage) started 42 games during his collegiate career at Florida (2018-22).

SHOUTOUTS

- Started at left tackle in all 13 games in 2022 for a Florida offensive line that limited opponents to 1.3 sacks per game.
- Was a key member of the offensive line that blocked for 594 total yards and five touchdowns at Tennessee (9/24/22).
- Anchored an offensive line that did not allow a sack and paved the way for four rushing touchdowns in a win over Utah (9/3/22).
- In 2021, started 12 games at left tackle for an offensive line that only allowed 14 sacks (1.08 per game), which tied for the 7th fewest in FBS and second in the SEC.
- Blocked for Florida's 717 total yards of offense vs. Samford (11/13/21), which ranked second all-time in program history.
- The 2021 Gators offense averaged 5.5 yards per carry to rank first in the SEC and fourth in the country.
- In 2020, started all 12 games and blocked for Heisman Trophy Finalist Kyle Trask to help the Gators lead the nation in passing yards per game (378.6).
- As a redshirt freshman in 2019, appeared in 12 games with 5 starts at left guard. Helped the Gators rank 16th nationally in passing offense in the country.
- Appeared in two games in 2018 and made his collegiate debut in Florida's season opener vs. CSU (9/1/18).

IF YOU HAVEN'T HERD

"FINISH WHAT YOU STARTED"

Despite declaring for the NFL Draft before the team's Las Vegas Bowl game in 2022, Gouraige had already made that decision to participate in that game.

"Since my freshman year I always told myself I wanted to finish this season," Gouraige said. "Depending on how the seasons go, I just always wanted to finish out with my brothers. I know deep down I would feel bad for myself sitting at home or wherever I'm training at knowing I'm not in the game helping my brothers the best game I can, or pouring into the younger guys and helping the best way I can."

Gouraige's mom had a major influence on his decision to play.

"My mom always just told me finish what you started," Gouraige said. "I just always carried that with everything I do. My mom just always instilled in me finish what you started." (Nick Marcinko, [GatorCountry.com](#), Dec. 14, 2022)

THE STAMPEDE

Dream vacation spots: 1. Bora Bora, 2. Saint Lucia, 3. Alaska

Favorite movie: any of the Transformers movies

Favorite class in college: anything in science

Mythical creature you believe exists: Mermaids

Favorite app on phone: Motivation

PERSONAL

Pronounced: sounds like Garage. Is the son of Kerlange Brunson. His brother, Eddy Pierre-Louis, is a freshman lineman at Oklahoma. Has two dogs: a labradoodle, Roo, and a black mouth cur, Luna. Competed in football and basketball at Cambridge Christian High School in Tampa. He and Titans OL Nicholas Petit-Frere were classmates at Stewart Middle School in Tampa and shared a love of basketball. They played on the same AAU team, often battling each other in practice. Earned his degree in sociology and was a 3-time SEC Academic Honor Roll recipient.



OT | 68

TYLAN GRABLE

AGE: 24 (October 4, 1999) | HT: 6-5 | WT: 313

COLLEGE: UCF

NFL EXP: Rookie

HOMETOWN: Gordon, GA

ACQUIRED: Draft (2024, R6)

X tylanmalik

📷 tylan.grable

FIRST-AND-10

TYLAN GRABLE was selected by the Bills in the sixth round in 2024. Grable is the first player out of UCF selected by the Bills since Gabe Davis in 2020.

SHOUTOUTS

- Split his college career between UCF (2022-23) and Jacksonville State (2018-21).
- Started all 13 games in 2023 en route to being named an Honorable Mention offensive lineman pick on All-Big 12 team chosen by league coaches.
- Started all 14 games at left tackle in 2022 for UCF. Third-team pick on Pro Football Focus All-AAC team.
- Started 17-of-34 games played for Jacksonville State.
- Unanimous pick on ASUN Conference all-league squad for 2021 after helping lead JSU to an ASUN-best 1,665 rushing yards. Helped JSU stage a 20-17 upset of Florida State (9/11/21).
- Started 10-of-11 games in combination fall 2020/spring 2021 season. Named second-team AFCA FCS All-American in fall 2020/spring 2021.
- Played in 12 games on offensive line and at tight end in 2019.
- Sat out 2018 campaign as redshirt year.

PERSONAL

Name is pronounced TIE-lunn GRAY-bull. Son of Marvin and Teresa Grable. Has two brothers, Antraun and Ashton, and two sisters, Andrea and Anaya Veal. Attended Wilkinson County (GA) High School, where he also played basketball while winning three straight state championships and averaging 18 points & 12 rebounds his final year. Graduated from UCF and began pursuing a master's degree in educational leadership. Received 2022 AAC All-Academic Team honors. Hobbies include watching movies, being outdoors and spending time in local parks.

IF YOU HAVEN'T HERD

A SIGNAL CALLER IN THE TRENCHES

Tylan Grable played quarterback in high school. He commanded huddles and looked beyond the bars of a face mask, into eyes and scolded. When quarterbacks see too many opposing players in their faces, they scold linemen. "I did it quite a few times, thinking it was kind of easy," Grable says, with a laugh. "Now, doing the job that they were out there trying to do, I see it's not that easy." The former high school quarterback has gone to the trenches. He's made the transition from quarterback, to tight end and offensive tackle at Jacksonville State. "He's a man of many skills," JSU coach John Grass said. "He's played a little bit of everything. He was a basketball player and played on a really good basketball team. He played quarterback, and I think you still see that with him playing tackle."

JSU's coaching staff had to sell Grable on going from a guy with the ball in his hands to a guy with his hand on the ground. Then they asked him to go from run blocking as a tight end to pass blocking as a tackle. Grable didn't fight it. He just tried to do what offensive linemen can't ... wrap his arms around it. "My first reaction was, how?" he said. "I don't know how, but he kept telling me to just trust the process and listen to coach and listen to your teammates. They'll help you get through it, and then you can really be good. I said, I've got to give it a try. Whatever I can do for the team, I was ready." (The Anniston Star, Joe Medley, April 20, 2021)

THE STAMPEDE

Favorite TV show: The Wayans Bros

Favorite movie: Next Friday

Favorite food: Pizza from Hunt Brothers

First job: Working at Lowe's

Favorite musical artists: Drake & Future

Bucket list item: To be on Inside The NBA

First car: A 2005 Impala nicknamed the Black Panther

Dream vacation spot: Egypt

Fun fact: Played baseball through eighth grade and was good enough to be invited to play on the Warner Robins team that made the Little League World Series



WR | 19

KJ HAMLER

AGE: 25 (July 8, 1999) | HT: 5-9 | WT: 178

COLLEGE: Penn State

NFL EXP: 4 Years

HOMETOWN: Pontiac, MI

ACQUIRED: Free Agent (2024)

X [kj_hamler](#)

IG [kj_hamler1](#)

FIRST-AND-10

KJ HAMLER signed a reserve/futures contract on January 20, 2024. Hamler originally entered the NFL as a second round pick (46th overall) of the Denver Broncos where he spent his first three seasons. Hamler spent the 2023 season on the Indianapolis Colts practice squad.

SHOUTOUTS

- Over his four year career Hamler has appeared in 23 career games (6 starts) for the Broncos, recording 42 catches for 620 yards with three touchdowns.
- Spent the 2023 season on the Indianapolis Colts practice squad.
- He played in seven games and recorded seven receptions for 165 yards in the 2022 season.
- Played in 13 games (4 starts) with the Broncos in 2020, totaling 30 receptions for 381 yards and three touchdowns with nine rushes for 40 yards.
- Recorded first career multi-touchdown game at CAR (12/13/20) with 2 TD grabs setting a career high in receiving yards with 86.
- Hamler recorded his first career touchdown catch with no time remaining on the clock to help the Broncos win vs LAC (11/1/20).
- Recorded three receptions for 48 yards and one rushing attempt for 9 yards in his NFL debut at PIT (9/20/20).

PERSONAL

Full name is Kahlee Jacoby Hamler is the son of Latonya Gooding and Thomas Hamler and has one older sister, Michelle Hamler. Majored in journalism at Penn State. He attended IMG Academy in Bradenton, FL, but sat out the 2016 season with an injury. Attended St. Mary's Preparatory High School in Orchard Lake, MI, where he helped the team to the Division 3 State Championship in his sophomore and junior years. Ran track for two seasons and was named the team's MVP.

IF YOU HAVEN'T HERD

GRANNY BABY

During the 2022 season KJ Hamler was selected as the Denver Broncos Ed Block Courage Award winner. Each year, the Ed Block Courage Award honors players who exemplify commitments to the principles of sportsmanship and courage.



"It's been a tough journey, to be honest," Hamler told [denver-broncos.com](#). "There was such much stuff I was dealing with and being piled up on top of each other. At one point, just dealing with the ACL and then some more things with family situations. The love of my life passed — my grandmother — so that was the toughest thing. That was on my back for a while. I wish I never did it by myself. I wish I would have asked for help, because it was at one point in my life—and I'm going to just be honest with you all because I'm more vulnerable and more confident in myself by just saying it — at one point, I didn't want to be here. God gave me the strength to just get out of that hole because he knew I was strong enough to get through it. I didn't feel like I was at the time. Just getting out of that hole was very hard, very tough. Just having all of these things going on and piling on top of each other, it was a hard process. Just to see where I am at from where I started and where I'm at now, it's been a big change. I'm proud of myself and I know my grandmother is proud."
(Ben Swanson, [denverbroncos.com](#), 12/30/22)

THE STAMPEDE

Favorite food: Bang Bang chicken and shrimp

Hobbies: Making music and cooking

Mythical Creature: Megladon

Favorite TV show: Sopranos or Game of Thrones

Fun fact: Played lacrosse in middle school and high school

Dream vacation spot: Tokyo and Greece

Favorite comedian: Katt Williams and Bernie Mac

Bucket list item: Sky dive

Least favorite class in school: English

Favorite movie: Scarface



KJ HAMLER'S NFL REGULAR SEASON RUSHING/RECEIVING STATISTICS

		RECEIVING							RUSHING				
DATE	TEAM	GP	GS	NO.	YDS.	AVG.	LG	TD	NO.	YDS.	AVG.	LG	TD
2020	Broncos	13	4	30	381	12.7	49†	3	9	40	4.4	15	0
2021	Broncos	3	2	5	74	14.8	28	0	0	0	0.0	0	0
2022	Broncos	7	0	7	165	23.6	55	0	2	23	11.5	14	0
2023	Broncos	0	0	0	0	0.0	0	0	0	0	0.0	0	0
2023	Colts	0	0	0	0	0.0	0	0	0	0	0.0	0	0
2023	TOTAL	0	0	0	0	0.0	0	0	0	0	0.0	0	0
TOTALS		23	6	42	620	14.8	55	3	11	63	5.7	15	0

KJ HAMLER'S NFL POSTSEASON RUSHING/RECEIVING STATISTICS

		RECEIVING							RUSHING				
DATE	TEAM	GP	GS	NO.	YDS.	AVG.	LG	TD	NO.	YDS.	AVG.	LG	TD
2023	Bills	0	0	0	0	0.0	0	0	0	0	0.0	0	0
TOTALS		0	0	0	0	0.0	0	0	0	0	0.0	0	0

KJ HAMLER'S NFL REGULAR SEASON RETURN STATISTICS

		KICKOFF RETURNS					PUNT RETURNS					
DATE	TEAM	RET.	YDS.	AVG.	LG	TD	NO.	FC	YDS.	AVG.	LG	TD
2020	Broncos	2	42	21.0	24	0	3	5	6	2.0	8	0
2021	Broncos	0	0	0.0	0	0	0	0	0	0.0	0	0
2022	Broncos	0	0	0.0	0	0	0	0	0	0.0	0	0
2023	Broncos	0	0	0.0	0	0	0	0	0	0.0	0	0
2023	Colts	0	0	0.0	0	0	0	0	0	0.0	0	0
2023	TOTAL	0	0	0.0	0	0	0	0	0	0.0	0	0
TOTALS		2	42	21.0	24	0	3	5	6	2.0	8	0

KJ HAMLER'S NFL POSTSEASON RETURN STATISTICS

		KICKOFF RETURNS					PUNT RETURNS					
DATE	TEAM	RET.	YDS.	AVG.	LG	TD	NO.	FC	YDS.	AVG.	LG	TD
2023	Bills	0	0	0.0	0	0	0	0	0	0.0	0	0
TOTALS		0	0	0.0	0	0	0	0	0	0.0	0	0



SINGLE-GAME HIGHS: RUSHING/RECEIVING

Rush Attempts	2 at Kansas City Chiefs, Dec 06, 2020	Kickoff Returns	1 at Atlanta Falcons, Nov 08, 2020
Rushing Yards	15 at Atlanta Falcons, Nov 08, 2020	Kickoff Return Yards	24 at Atlanta Falcons, Nov 08, 2020
Longest Runs	15 at Atlanta Falcons, Nov 08, 2020	Longest Kickoff Return	24 at Atlanta Falcons, Nov 08, 2020
Receptions	6 at Atlanta Falcons, Nov 08, 2020	Fair Catches	2 at Kansas City Chiefs, Dec 06, 2020
Receiving Yards	86 at Carolina Panthers, Dec 13, 2020	Punt Return Yards	8 at Atlanta Falcons, Nov 08, 2020
Receiving Average	16.0 at Pittsburgh Steelers, Sep 20, 2020	Longest Punt Return	8 at Atlanta Falcons, Nov 08, 2020
Longest Receptions	55 at Las Vegas Raiders, Oct 02, 2022	Punt Returns	1 at Kansas City Chiefs, Dec 06, 2020
Receiving TDs	2 at Carolina Panthers, Dec 13, 2020	Most TDs	2 at Carolina Panthers, Dec 13, 2020
All-Purpose Yards	122 at Atlanta Falcons, Nov 08, 2020	Miscellaneous Tackles	1 vs. Los Angeles Chargers, Nov 01, 2020



S | 3

DAMAR HAMLIN

AGE: 26 (March 24, 1998) | HT: 6-0 | WT: 200

COLLEGE: Pittsburgh

NFL EXP: 4 Years

HOMETOWN: McKees Rock, PA

ACQUIRED: Draft (2021, R6)

X Hamlinsland

IG d.ham3

FIRST-AND-10

DAMAR HAMLIN was selected by the Bills in the sixth round (212th overall) of the 2021 NFL Draft. He joined CB Dane Jackson as the second Panther defensive back drafted by the Bills in as many years. In 2023, Damar won the Ed Block Courage Award, the PFWA NFL Comeback Player of the Year and was nominated for the AP NFL CPOY.

SHOUTOUTS

- Collected his first tackle of the season vs DEN (11/13/23).
- Played his first snaps of the 2023 season against MIA (10/1/23) appearing on special teams.
- Was fourth on the team in total tackles with 88 during the 2022 season and recorded 1.5 sacks, 6 TFLs and a forced fumble.
- Forced the first fumble of his career in the 4th quarter vs. NYJ (12/11/22).
- Recorded career-high 12 total tackles at NYJ (11/6/22).
- Recorded his first share of a sack in at MIA (9/25/22), his first participation in a sack in 17 career games.
- Appeared in 14 games during his rookie season in 2021.
- Made his NFL debut vs. PIT (9/12/21), appearing on special teams.
- In 46 games at Pittsburgh, recorded 275 tackles, 10.0 tackles for loss, 6 interceptions, 21 passes defensed and 1 fumble recovery.
- Played and started in 10 games in 2020, leading Pitt in tackles (67) and pass breakups (seven). Also collected 3.5 TFLs and two interceptions.

PERSONAL

The son of Mario and Nina Hamlin. Has one brother. Earned his bachelor's degree in communication from Pittsburgh. Hamlin was selected as the PFWA 2023 George Halas Award winner becoming the second member of the Bills to receive the honor, joining TE Kevin Everett (2008).

IF YOU HAVEN'T HERD

CHASING M'S

Reminiscing on his journey, Damar Hamlin decided that he wanted to use his platform to give back to others and created The Chasing M's Foundation. His first program was a toy drive in 2020.

He raised money on GoFundMe to purchase and donate toys to Kelly and Nina's Daycare Center in his hometown of McKees Rocks, Pennsylvania.

"The idea popped in my head right after Clemson week," Hamlin told the Pittsburgh Post-Gazette. "It sparked a thought in my head. But I actually couldn't do anything until after my eligibility was done as far as GoFundMe and all that. So it's been a solid week and a half of preparation for the toy drive. This was all able to happen off that short amount of time. That just goes to show the support that the town, the city, all of Pitt fans and the University of Pittsburgh, everyone that grew up watching me and knew my story personally and have been a part of it, that's just a testament to how much they support me."

The support Hamlin has received came in abundance in 2023 and has raised over 11 million dollars and still counting.

Chasing Millions

In addition to the Chasing M's Foundation, Hamlin also has a clothing brand named Chasing M's. Chasing M's stands for Chasing Millions and according to the brand's website, it is "for those who have a dream and pursue it... It is for those who want something more and can't settle to be average."

Hamlin has donated clothes from his brand to his area high school in Pittsburgh, Sto-Rox, and will continue to use it to grow his platform and increase the people that he can reach.



DAMAR HAMLIN



CPR AND AED TRAINING

On Jan. 2, 2023, Hamlin went into cardiac arrest during the Monday Night Football game at Paycor Stadium against the Cincinnati Bengals.

Emergency responders provided CPR on Hamlin and used an AED to revive him. Hamlin recovered at UC Medical Center and one week later, doctors released him back to Buffalo.

Instead of letting this moment define his career or even who he was a person, "This event was life-changing, but it's not the end of my story." Hamlin said regarding his blow to chest called commotio cordis.

So he decided to lead from the front and wanted to raise awareness on CPR which saved his life. Providing CPR on someone who is in cardiac arrest can triple their survival chance as it continues the flow of oxygen to the brain and other vital organs.

"I wake up every day and think about how I can impact the world in a positive way, that's what I care about if you take away everything else. To be able to save a life is a true superpower. Instead of people standing by not knowing what to do, I'm just trying to create more people who do know what to do. Growing up, I never really remember ever thinking about where an AED was, or ever thinking about CPR training. As we learned from my personal experience, it is very important and life-changing. This program (Chasing M's) is very important because it gives life-saving care to kids in their own communities and on the field."



DAMAR HAMLIN'S NFL REGULAR SEASON DEFENSIVE STATISTICS

DATE	TEAM	GP	GS	TACKLES							INTERCEPTIONS					FUMBLES					ST				MISC	
				TK	S	A	TFL	YDS	SK	YDS	QBH	NO	YDS	LG	TD	PD	FF	FR	TD	YDS	TK	S	A	FF	FR	S
2021	Bills	14	0	1	1	0	0	0.0	0.0	0	0	0	0	2	0	0	0	0	1	1	0	0	0	0	0	
2022	Bills	15	13	88	60	28	6	15	1.5	11.5	3	0	0	0	2	1	0	0	3	3	0	0	0	0	0	
2023	Bills	5	0	1	1	0	0	0.0	0.0	0	0	0	0	0	0	0	0	0	1	1	0	0	0	0	0	
TOTALS		34	13	90	62	28	6	15	1.5	11.5	3	0	0	0	4	1	0	0	5	5	0	0	0	0	0	

DAMAR HAMLIN'S NFL POSTSEASON DEFENSIVE STATISTICS

DATE	TEAM	GP	GS	TACKLES							INTERCEPTIONS					FUMBLES					ST				MISC	
				TK	S	A	TFL	YDS	SK	YDS	QBH	NO	YDS	LG	TD	PD	FF	FR	TD	YDS	TK	S	A	FF	FR	S
2021	Bills	2	0	1	1	0	0	0.0	0.0	0	0	0	0	0	0	0	0	0	0	0	0	0	0	0	0	
2022	Bills	0	0	0	0	0	0	0.0	0.0	0	0	0	0	0	0	0	0	0	0	0	0	0	0	0	0	
2023	Bills	2	0	0	0	0	0	0.0	0.0	0	0	0	0	0	0	0	0	0	2	2	0	0	0	0	0	
TOTALS		4	0	1	1	0	0	0.0	0.0	0	0	0	0	0	0	0	0	0	2	2	0	0	0	0	0	



SINGLE-GAME HIGHS: DEFENSIVE

Total Tackles 12 at New York Jets, Nov 06, 2022
Solo Tackles 9 vs. Minnesota Vikings, Nov 13, 2022
Sacks 1.0 at New York Jets, Nov 06, 2022
Passes Defended 1 at New England Patriots, Dec 01, 2022

Forced Fumbles 1 vs. New York Jets, Dec 11, 2022
Tackles For Loss 2 at Chicago Bears, Dec 24, 2022
Special Teams Tackles 2 at Los Angeles Rams, Sep 08, 2022



CB | 25

DAEQUAN HARDY

AGE: 23 (June 13, 2001) | HT: 5-9 | WT: 179

COLLEGE: Penn State

NFL EXP: Rookie

HOMETOWN: Pittsburgh, PA

ACQUIRED: Draft (2024, R6)

X DaequanHardy

📷 dhardy_25

FIRST-AND-10

DAEQUAN HARDY was drafted by the Bills in the 6th round (219th overall) in 2024. Hardy, the 2023 NCAA punt return touchdown leader (2), is the first Nittany Lion drafted by the Bills since 2009.

SHOUTOUTS

- Played 48 career games at Penn State from 2019-23.
- Totaled 60 career tackles (40 solo), 7.5 TFLs, 3.5 sacks, five interceptions, including one returned for a touchdown, 25 passes defended and one forced fumble.
- In 2023, set or matched career highs in tackles (22), TFLs (3), sacks (1), interceptions (2) and passes defended (9).
- Served as a punt returner in 2023 and returned 17 punts for 248 yards and a nation-leading two touchdowns. Ranked first in the Big Ten and fifth nationally in punt return average (14.6).
- Named second-team All-Big Ten by the coaches and media as a punt return specialist in 2023. Was a third-team All-Big Ten honoree as a cornerback voted by the coaches and an honorable mention selection voted by the media.
- Earned the team's Bob Mitinger Memorial Award, recognizing a squad member who exhibits courage, character and social responsibility.
- Returned two punts for touchdowns (56-yard and 68-yard returns) against UMass (10/14/23). The game was Hardy's first lining up as a punt returner since high school.

PERSONAL

Is the son of Courtney Wilson and Darren Hardy. Goes by the nickname Dae Dae. Earned his degree in psychology. Names his mom as the biggest influence on his career. A two-time captain at Penn Hills High School. Has a Pocket Bully dog named Deuce.

IF YOU HAVEN'T HERD

TOOK A CHANCE AND RAN WITH IT

A week before signing day in 2019, Penn Hills grad Daequan Hardy took an official visit to Penn State. He left without a scholarship offer.

Hardy figured coach James Franklin and his staff had made up their minds. As signing day neared, Hardy silently committed to Buffalo.

He received a call soon after, however, from Nittany Lions cornerbacks coach Terry Smith — it was an offer to play football for Penn State after all, an opportunity that would change the course of Hardy's life and set him up for a potential NFL contract this spring.

"I was definitely kind of surprised at how late they offered me," Hardy said on Thursday in Atlanta ahead as he and the team prepare for Penn State's Peach Bowl game against Ole Miss on Saturday at noon.

"But I just took the chance and ran with it."

And sprint Hardy did — to the tune of a 4.32 40-yard dash — instantly defining him as one of Penn State's quickest players as a true freshman.

It took one season watching from the sidelines before Hardy became a staple of the defense in 2021, soon developing into a three-year starter at nickel corner.

(Pittsburgh Post-Gazette, Seth Engle, December 28, 2023)

THE STAMPEDE

Favorite movie: Prometheus

Favorite food: Chicken alfredo

Favorite TV show: BMF

Bucket list items: Travel to all 50 states & buy my own island

Dream vacation spot: Castaway Cove

Favorite musician: Veeze



WR | 13

MACK HOLLINS

AGE: 30 (September 16, 1993) | HT: 6-4 | WT: 221

COLLEGE: North Carolina

NFL EXP: 8 Years

HOMETOWN: Rockville, MD

ACQUIRED: Free Agent (2024)

mackhollins

mackhollins

FIRST-AND-10

MACK HOLLINS signed a one-year deal with the Bills on March 14, 2024. A fourth round pick of the Philadelphia Eagles in 2017 (118th overall), Hollins spent the majority of his first three seasons in Philadelphia. He has also played for the Dolphins (2019-21), Raiders (2022) and Falcons (2023).

SHOUTOUTS

- Recorded 131 receptions for 1,691 yards and 10 touchdowns in 95 games (27 starts) for the Falcons, Raiders, Dolphins and Eagles.
- In 2023, played in 13 games and made three starts. Notched 18 receptions for 251 yards and added three special teams tackles.
- Appeared in all 17 games (16 starts) for the Raiders in 2022. Registered career highs in receptions (57) and receiving yards (690) while matching his career high in receiving touchdowns (four).
- Served as a team captain for the Raiders in 2022.
- Played in 17 games (three starts) for the Dolphins in 2021 and totaled 14 receptions for 223 yards and four touchdowns. Also added a career-high nine special teams tackles.
- Appeared in 16 games (two starts) for Miami in 2020. Compiled 16 receptions for 176 yards and one touchdown and notched three tackles on special teams.
- In 2019, he played in 15 games (three starts) for the Eagles and Dolphins. Recorded 10 receptions for 125 yards.
- Played in all 16 games and three postseason contests, including Super Bowl LII, during his rookie season with the Eagles in 2017. Finished with 16 receptions for 226 yards and one touchdowns while adding five special teams tackles.

IF YOU HAVEN'T HERD

STAYING GROUNDED

Former Eagles player Mack Hollins has a special way of training that many people may find gross.

The 29-year-old WR likes to roam around barefoot to keep up with flexibility and dexterity.

"I think I've been shoeless... for four or five years," Hollins said. "Sometimes I get kicked out of places where I have to put shoes on."

The life change came when Hollins met a group of men in Australia that were part of Melbourne Muscular Therapy -- a group that specializes in "holistic grounding exercises."

"It has been great for me," Hollins said. "I think it's fun because everyone should be barefoot. You don't see people walking around in mittens."

"It's so funny that people look at me like that because shoes are definitely dirtier than feet," Hollins laughed. "Because I wash my feet all the time. When's the last time you washed the bottom of your shoe?"

(NBC Sports Philadelphia, Julia Elbaba, February 10, 2023)

PERSONAL

Son of Richard and Karyn Hollins. Graduated with a degree in exercise and sport science at UNC. Serves as an ambassador for the Special Olympics. Played football, basketball and lacrosse at Wootton High School. Has three pet snakes.

THE STAMPEDE

Favorite movie: Lion King

Pregame ritual: I eat vegan on gamedays

Favorite musician: Frank Sinatra

Bucket list item: Finish getting my pilot's license



MACK HOLLINS' NFL REGULAR SEASON RUSHING/RECEIVING STATISTICS

DATE	TEAM	GP	GS	RECEIVING					RUSHING				
				NO.	YDS.	AVG.	LG	TD	NO.	YDS.	AVG.	LG	TD
2017	Eagles	16	0	16	226	14.1	64t	1	0	0	0.0	0	0
2018	Eagles	0	0	0	0	0.0	0	0	0	0	0.0	0	0
2019	Eagles	12	3	10	125	12.5	20	0	0	0	0.0	0	0
2019	Dolphins	3	0	0	0	0.0	0	0	0	0	0.0	0	0
2019	TOTAL	15	3	10	125	12.5	20	0	0	0	0.0	0	0
2020	Dolphins	15	2	16	176	11.0	34	1	0	0	0.0	0	0
2021	Dolphins	17	3	14	223	15.9	65t	4	0	0	0.0	0	0
2022	Raiders	17	16	57	690	12.1	60	4	4	40	10.0	17	0
2023	Falcons	13	3	18	251	13.9	45	0	0	0	0.0	0	0
TOTALS		93	27	131	1,691	12.9	65T	10	4	40	10.0	17	0

MACK HOLLINS' NFL POSTSEASON RUSHING/RECEIVING STATISTICS

DATE	TEAM	GP	GS	RECEIVING					RUSHING				
				NO.	YDS.	AVG.	LG	TD	NO.	YDS.	AVG.	LG	TD
2017	Eagles	3	0	1	9	9.0	9	0	0	0	0.0	0	0
2018	Eagles	0	0	0	0	0.0	0	0	0	0	0.0	0	0
TOTALS		3	0	1	9	9.0	9	0	0	0	0.0	0	0

SINGLE-GAME HIGHS: RUSHING/RECEIVING

Rush Attempts 3 at Los Angeles Rams, Dec 08, 2022
Rushing Yards 40 at Los Angeles Rams, Dec 08, 2022
Longest Runs 17 at Los Angeles Rams, Dec 08, 2022
Receptions 8 at Tennessee Titans, Sep 25, 2022
Receiving Yards 158 at Tennessee Titans, Sep 25, 2022
Receiving Average 20.0 vs. Green Bay Packers, Sep 17, 2023

Longest Receptions 65t at New York Jets, Nov 21, 2021
Receiving TDs 1 vs. New England Patriots, Dec 18, 2022
All-Purpose Yards 158 at Tennessee Titans, Sep 25, 2022
Special Teams Tackles 2 at Chicago Bears, Dec 31, 2023
Most TDs 1 vs. New England Patriots, Dec 18, 2022
Miscellaneous Tackles 1 at New Orleans Saints, Oct 30, 2022



CB | 46

JA'MARCUS INGRAM

AGE: 26 (September 2, 1997) | HT: 6-2 | WT: 190

COLLEGE: Buffalo

NFL EXP: 1 Year

HOMETOWN: Dallas, TX

ACQUIRED: UDFA (2022)

I Love Football

_bigmoneyj

FIRST-AND-10

JA'MARCUS INGRAM joined the Bills as an undrafted free agent out of Buffalo. Prior to the 2021 season at Buffalo, Ingram spent time at Texas Tech and Utah State.

SHOUTOUTS

- Spent the 2022-23 seasons on the Bills' practice squad. Appeared in two games in 2022 and three games in 2023.
- Made his NFL debut at Mia. (9/25/22) and finished with two tackles.
- Started all 11 games he played in at Buffalo in 2021. Recorded 47 tackles, 2.5 tackles for loss, a forced fumble and three pass breakups.
- Had a season-high 10 tackles, a tackle for loss and a pass breakup at Kent State (10/9/21).
- Played two seasons at Texas Tech at cornerback and safety. Appeared in 21 games with one start.
- Began his career as a walk-on at Utah State where he played in 19 games and made 15 starts in two seasons.

PERSONAL

Son of Godfrey Ingram and Tresa McMillian. Ingram earned a bachelor's degree in sociology and a master's degree in interdisciplinary studies (business & education). Ingram is one of 10 siblings and names his father, who passed away in 2018, as his biggest influence. In 2023, founded a clothing company, Trealogy.

IF YOU HAVEN'T HERD

A DREAM COME TRUE

Ja'Marcus Ingram had no scholarship offers coming out of high school in Dallas. He had to walk on to Utah State and pay his own way his first year of college.

After two years as a starter at Utah State and two years as a backup at Texas Tech, he finished his college career as a full-time starting cornerback last season at the University at Buffalo.

So when the Buffalo Bills offered him a contract after a two-day rookie minicamp tryout last month, Ingram said it was the culmination of a dream that he had kept alive against the odds over a long road.

"It's surreal; it's still kind of hard to wrap my mind around it," Ingram said after a recent Bills practice. "Right after the second rookie minicamp practice, it felt like I was about to go home because they huddled us up and said at 4 o'clock they would be transporting us to the airport. I was like, 'Dang, they're going to send us home. I'll be going back to Dallas.' But after the coaches huddled up, they walked over to me and whispered in my ear, 'Congratulations, we want to sign you.' It was a dream come true."

(The Buffalo News, Mark Gaughan, June 4, 2022)

THE STAMPEDE

Favorite player growing up: LaDainian Tomlinson

Bucket list item: Sky dive

Dream vacation spots: Butter pecan



JA'MARCUS INGRAM

JA'MARCUS INGRAM'S NFL REGULAR SEASON DEFENSIVE STATISTICS

DATE	TEAM	GP	TACKLES								INTERCEPTIONS					FUMBLES				ST				MISC			
			GS	TK	S	A	TFL	YDS	SK	YDS	QBH	NO	YDS	LG	TD	PD	FF	FR	TD	YDS	TK	S	A	FF	FR	S	A
2022	Bills	2	0	3	2	1	0	0	0.0	0.0	0	0	0	0	0	0	0	0	0	0	0	0	0	0	0	0	0
2023	Bills	3	0	0	0	0	0	0	0.0	0.0	0	0	0	0	0	0	0	0	0	0	0	0	0	0	0	0	
TOTALS		5	0	3	2	1	0	0	0.0	0.0	0	0	0	0	0	0	0	0	0	0	0	0	0	0	0	0	

SINGLE-GAME HIGHS: DEFENSIVE

Total Tackles

2 at Miami Dolphins, Sep 25, 2022



WR | 87

ANDY ISABELLA

AGE: 27 (November 18, 1996) | HT: 5-9 | WT: 188

COLLEGE: UMass

NFL EXP: 6 Years

HOMETOWN: Mayfield, OH

ACQUIRED: Free Agent (2023)

X [AndyIsabella5](#)

IG [andy_isabella23](#)

FIRST-AND-10

ANDY ISABELLA was signed by the Bills on July 28, 2023 and spent his first season on the practice squad and signed a reserve/futures contract on January 22, 2024. Isabella entered the NFL in 2019 as a second round pick (62nd overall) of the Arizona Cardinals before heading to Baltimore at the end of the 2022 season.

SHOUTOUTS

- Played in his first game as a Bill at PHI (11/26/23) on the kick return unit.
- In 2021 saw action in eight games and garnered 13 yards on one reception while adding two tackles (one solo) on special teams coverage.
- Finished the 2020 season playing in 13 games with two starts catching 21 passes for 224 yards and two touchdowns.
- Recorded four receptions for 47 receiving yards and two touchdowns against Detroit (9/27/20).
- He finished his rookie season with nine receptions for 189 receiving yards and one receiving touchdown.
- Scored his first NFL TD on an 88-yard pass from Kyler Murray vs. San Francisco on Thursday Night Football in Week 9 of the 2019 season.
- Named a Biletnikoff Award Finalist and consensus first-team All-American in 2018 after leading the FBS with a single-season program-record 1,698 receiving yards.
- In 2018, he led the country in receiving yards per game (141.5) and was named to the 2018 College Football All-America Team, he ranked second in the country with 102 receptions and tied for fifth with 13 receiving TDs.
- Had 231 catches for a program-record 3,526 yards and 30 TDs in 44 games at UMass. Added 40 rushing attempts for 342 yards and two TDs, 23 kickoff returns for 443 yards and nine punt returns for 77 yards.

IF YOU HAVEN'T HERD

SPEED, I AM SPEED

Isabella dug his left heel into the Lane 6 starting block with something to prove. It was the climactic moment of the 2015 Ohio High School Athletic Association Regional Track Meet, held at Austintown Fitch High, just west of Youngstown. A few feet to his left, in Lane 4 was Denzel Ward, the favorite to win the boys 100-meter dash finals.

Isabella blew away the field with a time of 10.51 -- Ward finished third at 10.68 -- and validation was his.

Which was nothing new for Andy, in his first season playing youth football, his size had him on the bench until he begged his father, Tony, to ask an assistant coach with whom he was friends, to give Andy just one carry. He took that carry -- the first time he'd ever touched a ball in a competitive game -- about 70 yards for a touchdown, then did a front flip in the end zone to draw a 15-yard penalty.

His high school coach Larry Pinto said "He is cartoon fast."

When it came time for the NFL combine in 2019 he did what he was doing his entire life which was light up the timing sheets, and he did so running a 4.31 40-yard dash, tied for third in that years draft class.

(Chase Goodbread, NFL.com, Feb. 19, 2019)



PERSONAL

Went to Mayfield HS (OH) where he also ran track, running the nation's fastest 60-meter time (6.72 second) as a senior in 2015. Beat current NFL CB Denzel Ward for the 100-meter state title with a 10.51-second time. Graduated in 3 1/2 years with his degree in mathematics from UMass. Enjoys golfing, cooking especially steaks and muai tai (kickboxing).



ANDY ISABELLA'S NFL REGULAR SEASON RUSHING/RECEIVING STATISTICS

		RECEIVING							RUSHING				
DATE	TEAM	GP	GS	NO.	YDS.	AVG.	LG	TD	NO.	YDS.	AVG.	LG	TD
2019	Cardinals	15	1	9	189	21.0	88t	1	4	15	3.8	6	0
2020	Cardinals	13	2	21	224	10.7	54	2	1	-6	-6.0	-6	0
2021	Cardinals	8	0	1	13	13.0	13	0	0	0	0.0	0	0
2022	Cardinals	3	0	2	21	10.5	11	0	0	0	0.0	0	0
2022	Ravens	2	0	0	0	0.0	0	0	1	1	1.0	1	0
2022	TOTAL	5	0	2	21	10.5	11	0	1	1	1.0	1	0
2023	Ravens	0	0	0	0	0.0	0	0	0	0	0.0	0	0
TOTALS		41	3	33	447	13.5	88T	3	6	10	1.7	6	0

ANDY ISABELLA'S NFL POSTSEASON RUSHING/RECEIVING STATISTICS

		RECEIVING							RUSHING				
DATE	TEAM	GP	GS	NO.	YDS.	AVG.	LG	TD	NO.	YDS.	AVG.	LG	TD
2021	Cardinals	0	0	0	0	0.0	0	0	0	0	0.0	0	0
2022	Ravens	1	0	0	0	0.0	0	0	0	0	0.0	0	0
2023	Bills	2	0	0	0	0.0	0	0	0	0	0.0	0	0
TOTALS		3	0	0	0	0.0	0	0	0	0	0.0	0	0

ANDY ISABELLA'S NFL REGULAR SEASON RETURN STATISTICS

		KICKOFF RETURNS					PUNT RETURNS					
DATE	TEAM	RET.	YDS.	AVG.	LG	TD	NO.	FC	YDS.	AVG.	LG	TD
2019	Cardinals	5	105	21.0	32	0	0	0	0	0.0	0	0
2020	Cardinals	2	30	15.0	15	0	1	4	1	1.0	1	0
2021	Cardinals	1	31	31.0	31	0	0	0	0	0.0	0	0
2022	Cardinals	0	0	0.0	0	0	0	0	0	0.0	0	0
2022	Ravens	0	0	0.0	0	0	0	0	0	0.0	0	0
2022	TOTAL	0	0	0.0	0	0	0	0	0	0.0	0	0
2023	Ravens	0	0	0.0	0	0	0	0	0	0.0	0	0
TOTALS		8	166	20.8	32	0	1	4	1	1.0	1	0



G | 63

KEVIN JARVIS

AGE: 25 (December 22, 1998) | HT: 6-6 | WT: 325

COLLEGE: Michigan State

NFL EXP: 1 Year

HOMETOWN: Park Ridge, IL

ACQUIRED: FA (2023)

kevin_jarvis63

FIRST-AND-10

KEVIN JARVIS signed with the Bills as an free agent in 2023 and spent the season on the practice squad. Jarvis signed with Detroit as an undrafted free agent in 2022 but was released prior to the start of the season. Jarvis started 39 games at Michigan State at three different positions.

SHOUTOUTS

- Saw action in 44 career games during a five-year collegiate career at Michigan State (2017-21), including 39 starts (25 at right guard, 11 at right tackle and 3 at left tackle).
- Earned honorable mention All-Big Ten status in 2021 after starting all 12 regular season games for the Spartans (first 8 at right guard and the final 4 at right tackle).
- In season-opening win at Northwestern (9/3/21), helped offense rush for 326 yards, marking the first time that the Spartans rushed for 300 yards in a game since 2014.
- In 2020, started all 7 games at right tackle, playing in every snap of 6 of those 7 games. Played in 492 snaps (98 percent) of 498 total offensive snaps.
- Redshirted in 2019 after starting the first three games of the season at left tackle. Played 176 snaps before suffering a season-ending injury.
- Saw action in 9 games (7 starts) in 2018 and logged 575 snaps.
- As a freshman in 2017, earned honorable mention All-Big Ten accolades, playing in all 13 games with 10 starts for a total of 670 snaps.
- As a high school senior at Maine South HS, helped his team to the Illinois Class 8A state championship in 2016.
- Named 2016 Chicago Tribune Preps Plus Football Player of the Year.

IF YOU HAVEN'T HERD

WORK ETHIC DEFINED AT A YOUNG AGE

Jarvis developed his work ethic as a kid, when he took out the garbage and swept and mopped the floor at a Moose Lodge on Sunday mornings. He also watched how hard his mother worked; she was a police officer in Chicago for 21 years.

"Doing this isn't really tough compared to what they do a lot of the time," said Jarvis, who studied criminal justice at MSU and might pursue a career there after football. **(Mason Young, Detroit Free Press, August 4, 2022)**

QUARANTINE WORKOUT PARTNERS

Players such as Northwestern freshman Peter Skoronski (first round pick of the Titans in 2023) and Michigan State redshirt junior Kevin Jarvis, both Maine South graduates, found creative ways to stay fresh in the downtime.

During quarantine, Maine South coach Dave Insera said the two would regularly meet up in the late spring and summer to work out together.

"I think that was a great combination," Insera said. "Two guys with NFL potential being able to push each other in a small setting. They weren't working out with the big groups. I think that was really helpful for both of them." **(Rich Mayor, Pioneer Press, Sept. 25, 2020)**

PERSONAL

Is the son of Russell and Margaret Jarvis. Margaret works as a police officer in Chicago. Earned his bachelor's degree in criminal justice in December 2020.

**DT | 98**

AUSTIN JOHNSON

AGE: 30 (May 8, 1994) | **HT:** 6-4 | **WT:** 314**COLLEGE:** Penn State**NFL EXP:** 9 Years**HOMETOWN:** Galloway, NJ**ACQUIRED:** Free Agent (2024) **AJohn15** **ajohn_94**

FIRST-AND-10

AUSTIN JOHNSON signed a one-year contract with the Bills on March 28, 2024. Johnson was the 43rd overall selection in the 2nd round of the 2016 NFL Draft by the Titans where he spent the first four years of his career before heading to the Giants for 2020-21 and the Chargers in 2022-23.

SHOUTOUTS

- In 2023, Johnson started in all 17 contests and registered 46 tackles (24 solo), a forced fumble, a fumble recovery and two tackles for a loss.
- Started in eight contest of the 2022 season along the defensive front, totaling 22 tackles (16 solo), a 10-yard sack, three tackles for loss and a pass defended).
- In 2021 he started all 17 games on the defensive line for the New York Giants, finishing the year with a new career high in tackles with 72 tackles (31 solo), 3.5 sacks, one pass defended, seven quarterback hits and six tackles for loss. While registering his first career fumble recovery. Ranked fourth on the Giants with 4.5 sacks.
- In his first season with the Giants in 2020, he saw action in all 16 games for New York, accounting for 18 tackles (eight solo), one sack, two TFLs and one forced fumble.
- Saw action in all 16 regular-season games of the 2019 season for Tennessee. Tallied 23 tackles (11 solo), one tackle for loss and one pass defended. Appeared in all three postseason contests, securing one solo stop in the Wild Card Round win at New England.
- In 2018 he started a then-career-best nine outings, participating in all 16. Collected 22 tackles (13 solo), one sack and two passes defended.
- Played in all 16 regular-season games in 2017, secured 23 tackles (14 solo), one sack and one pass defended. Appeared in both postseason games, starting the Wild Card Round win at Kansas City and securing two solo tackles, including a tackle for loss, in the Divisional Round against New England.

IF YOU HAVEN'T HERD

TRANQUILITY

Austin and Danika (wife) Johnson love peace and tranquility. They often go to Hawaii and Jamaica, and have spent some time in Turks and Caicos. One vacation the couple went to Hawaii during whale season and went for a swim and snorkeling excursion as people often do when in the tropics but this trip was one too remember. "We went snorkeling like 40 feet from the bottom of the ocean and that was great, until we got out. Soon as we got out we got a warning that there was a 12 foot tiger shark exactly where we were at. Wild times. But other than that Hawaii is comfortable man I don't know what it is. The people there are wonderful, you show them love they love you back. It's cool, calm and just an overall relaxing vibe when you want to get away. Turks is like that too but when I'm there I just chill."

PERSONAL

Full name is Austin Hunter Johnson. His wife, Danika, is a former MVP of the Legends Football League and previously served as the general manager of the LFL's Nashville Knights. The pair have three children together. Graduated from Penn State with a bachelor's degree in journalism.

THE STAMPEDE

Hobbies: Spending time with family**Mythical Creature:** Vampires**Favorite musical artist:** FKJ, J. Cole and Luther Vandross**Conspiracy theory he believes in:** Piegons are controlled via remote**Favorite holiday:** Halloween, because you can dress up and show off a lot of personality and creativity**Video games:** Apex Legends and Overwatch**Favorite comedian:** Kevin Hart**Bucket list item:** Just to see the world. Japan, Australia and Brazil are at the top of the list**Least favorite class in school:** English**Favorite movie:** Avatar**Favorite anime:** One Punch



DT |

AUSTIN JOHNSON

AUSTIN JOHNSON'S NFL REGULAR SEASON DEFENSIVE STATISTICS

DATE	TEAM	GP	TACKLES										INTERCEPTIONS					FUMBLES					ST					MISC					
			GS	TK	S	A	TFL	YDS	SK	YDS	QBH	NO	YDS	LG	TD	PD	FF	FR	TD	YDS	TK	S	A	FF	FR	S	A						
2016	Titans	10	0	14	7	7	1	5	0.5	3.0	1	0	0	0	0	1	0	0	0	0	0	0	0	0	0	0	0	0	0	0	0	0	0
2017	Titans	16	3	23	14	9	1	1	1.0	0.0	1	0	0	0	0	1	0	0	0	0	0	1	1	0	0	0	0	0	0	0	0	0	
2018	Titans	16	9	22	13	9	1	6	1.0	6.0	1	0	0	0	0	2	0	0	0	0	0	0	0	0	0	0	0	0	0	0	0	0	
2019	Titans	16	1	23	11	12	1	0	0.0	0.0	2	0	0	0	0	1	0	0	0	0	0	0	0	0	0	0	0	0	0	0	0	0	
2020	Giants	16	0	18	8	10	2	10	1.0	8.0	1	0	0	0	0	1	1	0	0	0	0	0	0	0	0	0	0	0	0	0	0	0	
2021	Giants	17	17	72	31	41	6	24	3.5	23.5	7	0	0	0	0	1	0	1	0	0	0	0	0	0	0	0	0	0	0	0	0	0	
2022	Chargers	8	8	22	16	6	3	11	1.0	10.0	3	0	0	0	0	1	0	0	0	0	0	0	0	0	0	0	0	0	0	0	0	0	0
2023	Chargers	17	17	46	24	22	2	3	0.0	0.0	1	0	0	0	0	2	1	1	0	0	0	0	0	0	0	0	0	0	0	0	0	0	
TOTALS		116	55	240	124	116	17	60	8.0	50.5	17	0	0	0	0	10	2	2	0	0	1	1	0	0	0	0	0	0	0	0	0	0	

AUSTIN JOHNSON'S NFL POSTSEASON DEFENSIVE STATISTICS

DATE	TEAM	GP	TACKLES										INTERCEPTIONS					FUMBLES					ST					MISC					
			GS	TK	S	A	TFL	YDS	SK	YDS	QBH	NO	YDS	LG	TD	PD	FF	FR	TD	YDS	TK	S	A	FF	FR	S	A						
2017	Titans	2	1	4	2	2	1	0	0.0	0.0	0	0	0	0	0	1	0	0	0	0	0	0	0	0	0	0	0	0	0	0	0	0	0
2019	Titans	3	0	1	1	0	0	0	0.0	0.0	0	0	0	0	0	0	0	0	0	0	0	0	0	0	0	0	0	0	0	0	0	0	0
2022	Chargers	0	0	0	0	0	0	0	0.0	0.0	0	0	0	0	0	0	0	0	0	0	0	0	0	0	0	0	0	0	0	0	0	0	0
TOTALS		5	1	5	3	2	1	0	0.0	0.0	0	0	0	0	0	1	0	0	0	0	0	0	0	0	0	0	0	0	0	0	0	0	0

SINGLE-GAME HIGHS: DEFENSIVE

- Total Tackles** 6 at Los Angeles Chargers, Dec 12, 2021
- Solo Tackles** 4 at Chicago Bears, Jan 02, 2022
- Sacks** 1.0 at Dallas Cowboys, Oct 10, 2021
- Passes Defensed** 1 at Tampa Bay Buccaneers, Nov 22, 2021

- Forced Fumbles** 1 at Los Angeles Rams, Oct 04, 2020
- Fumble Recoveries** 1 vs. Dallas Cowboys, Dec 19, 2021
- Tackles For Loss** 2 at Dallas Cowboys, Oct 10, 2021
- Special Teams Tackles** 1 vs. Houston Texans, Dec 03, 2017



CB | 7

TARON JOHNSON

AGE: 27 (July 27, 1996) | HT: 5-11 | WT: 192

COLLEGE: Weber State

NFL EXP: 7 Years

HOMETOWN: Sacramento, CA

ACQUIRED: Draft (2018, R4)

X Taronj11

📷 Taronj11

FIRST-AND-10

TARON JOHNSON signed a three year contract extension with the Bills in 2024, extending his stay in Buffalo through 2027. Johnson was the 121st overall selection in the 4th round of the 2018 NFL Draft by the Bills and he became the first Weber State player to be selected in the NFL Draft since 2010 and collected All-Pro Honors in 2023.

SHOUTOUTS

- Earned first career All-Pro honors (second team), playing in all 17 games in 2023 accumulating 98 (72 solo), one sack, two QB hits, eight passes defended, three TFLs, three forced fumbles and one fumble recovery.
- Recorded a team-leading 9 tackles, one pass defended and one fumble recovery (the first defensive FR of his career) and first takeaway of season at KC (12/10/23).
- Collected seven tackles and forced a fumble vs DEN (11/13/23). Was the 7th of career, 3rd this season (extending personal season-high).
- Recorded a TFL in back-to-back games vs TB (10/26/23) and at CIN (11/5/23) and a QB hit.
- Had a game sealing pass breakup on the final play of the game and recorded both a game-high and a new career high 15 total tackles vs NYG (10/15/23). 15 tackles were most by Bills DB in a game since Da’Norris Searcy had 16 vs CIN (10/13/13).
- Forced a fumble in back to back games at WAS (9/24/23) and vs MIA (10/1/23) a new season high.
- Intercepted Chiefs QB Patrick Mahomes in the final minute of regulation locking in the Bills 24-20 victory (10/16/2022).

PERSONAL

Taron (TARE-un) is the son of Baron Johnson, who served in the Air Force. His mother, Trina, passed away from breast cancer in 2005. He studied criminal justice while at Weber State. Has a French bulldog named Deuce and lives with his wife Meghan.

IF YOU HAVEN'T HERD

MY FIRST LOVE

“My love for the game probably came as I got better,” said Taron. “In my first couple of years, I wasn’t that good.”

As the world witnessed, Taron’s natural athletic ability and work ethic separated him from other kids.

“I was a basketball player. I ran track. I played a little bit of baseball. I loved competing, so when I got better, it got fun.”

No. 7 comes from a family full of athletes, and he credits his dad, who made sure Taron always puts in the extra work.

“I just remember us practicing basketball when I was a kid and him just telling me how much hard work matters.”

Taron credits a list of people from his father, his trainers, and his coaches in helping the nickel corner reach the level Bills Mafia sees him at today. However, he says it was his mother who put everything in motion.

“She was the one who put me in football. My dad wasn’t the one who put me in football. She was like my son is going to play football type of thing.”

His family motivation goes deeper than just the athletic accomplishments of his sister. Taron uses the loss of his mother at the age of 9 as his main desire to make his family proud. Trina Johnson passed away from breast cancer in 2005.

“The biggest thing she instilled in me was probably my faith. She’s inspirational for sure. She introduced me to the game, and I’m thankful for it.”

([wkbw.com](https://www.wkbw.com), Briana Aldridge, Oct. 26, 2023)





SINGLE-GAME HIGHS: DEFENSIVE

Total Tackles 15 vs. New York Giants, Oct 15, 2023
Solo Tackles 9 vs. New York Giants, Oct 15, 2023
Sacks 1.0 vs. Tampa Bay Buccaneers, Oct 26, 2023
Passes Defensed 2 at Los Angeles Chargers, Dec 23, 2023
Forced Fumbles 1 vs. Denver Broncos, Nov 13, 2023

Fumble Recoveries 1 at Kansas City Chiefs, Dec 10, 2023
Tackles For Loss 2 at Arizona Cardinals, Nov 15, 2020
Interceptions 1 at Kansas City Chiefs, Oct 16, 2022
Interception Return Yards 51 vs. Pittsburgh Steelers, Dec 13, 2020
Special Teams Tackles 1 vs. Tennessee Titans, Sep 19, 2022



RB | 26

TY JOHNSON

AGE: 26 (September 17, 1997) | HT: 5-10 | WT: 210

COLLEGE: Maryland

NFL EXP: 5 Years

HOMETOWN: Cumberland, MD

ACQUIRED: Free Agent (2023)

[tjohnson2442](#)

FIRST-AND-10

TY JOHNSON is entering his 2nd season in Buffalo after signing with the Bills on August 21, 2023. He played with the NY Jets from 2020-22. Johnson originally entered the NFL as a 6th round pick by the Detroit Lions in 2019. He spent the first three games of the 2020 season with the Lions before being claimed off waivers by the Jets.

SHOUTOUTS

- Saw action in 10 regular season games and 2 postseason contests with the Bills in 2023 as a reserve running back and kickoff returner. Tallied 132 rushing yards, 62 receiving yards and a receiving TD.
- Logged 26 rushing yards on 8 carries in his first NFL postseason game vs. Pit. (1/15/24).
- Recorded his first touchdown as a Bill against his former team vs. NYJ (11/19/23) on a 28-yard catch from Josh Allen (the reception was the longest of his career).
- Played in all 17 games (one start) for the Jets in 2022, and posted 160 yards rushing and 88 yards receiving.
- In 2021, saw action in 16 games (3 starts) for the Jets, carrying the ball 61 times for 238 yards and 2 TDs. Also caught 34 passes for 372 yards and 2 TDs.
- In 2020, rushed for 254 yards and a TD on 54 carries for the Jets in 11 games (1 start). Also posted 16 catches for 99 yards and a TD.
- Notched his first career 100-yard rushing performance with a career-high 104 yards and a TD on 22 carries vs. LV (12/6/20). The touchdown (a 1-yard run) was the first of his career and gave the Jets a 28-24 lead late in the 4th quarter.
- Played in two games with the Lions before being claimed off waivers by the Jets October 2, 2020.
- Appeared in all 16 games (one start) in 2019 as a rookie with the Lions, gaining 273 yards on 63 carries (4.3 avg), while adding 109 yards on 24 receptions.

IF YOU HAVEN'T HERD

MANIFEST

In 2019, Johnson's friend Ike Ogwuegbu started an apparel company named Veii. He took inspiration and Ty and Ike partnered to create a clothing brand Manifest.



"I saw what he was doing and was interested cause looking at what I wear, I wear graphic tees a lot so I said 'why shouldn't I have something of my own?' So that's what Manifest is for me."

When you think of Manifest, Ty wants you to think of just that manifesting your dreams and the 12 laws of the universe. "Manifest also is more than just a clothing brand it's also a mental awareness initiative, I want people to wear the clothes and also think about conquering everything that life throws at you, clothes instill confidence and thats what I want this brand to inspire in people who wear them."

THE STAMPEDE

Favorite TV shows: Below Deck and 90 Day Fiancé

Favorite movie: White Chicks

Favorite athletes of all-time: Muhammad Ali, Walter Payton and Reggie Bush

Favorite food: Birria tacos

Favorite restaurant: D'Atri's. It's a hole-in-the-wall place in Cumberland, MD, my home town.

Favorite hobby: Snowboarding

PERSONAL

Is the son of Tracy Johnson. Has an older brother, Leroy, and an older sister, Lakeisha. Owns two dogs: Luigi, a Golden Retriever, and Cassius, a St. Bernard Husky. Attended Fort Hill High School (MD) and was the first player in more than 20 years from Fort Mill to receive a Division 1 football scholarship. Hobbies include cooking and drawing. Also enjoys real estate. Earned a degree in family science.



TY JOHNSON'S NFL REGULAR SEASON RUSHING/RECEIVING STATISTICS

		RUSHING							RECEIVING				
DATE	TEAM	GP	GS	NO.	YDS.	AVG.	LG	TD	NO.	YDS.	AVG.	LG	TD
2019	Lions	16	1	63	273	4.3	40	0	24	109	4.5	13	0
2020	Lions	2	0	0	0	0.0	0	0	0	0	0.0	0	0
2020	Jets	0	0	54	254	4.7	34	1	16	99	6.2	18†	1
2020	TOTAL	2	0	54	254	4.7	34	1	16	99	6.2	18†	1
2021	Jets	16	3	61	238	3.9	24	2	34	372	10.9	23	2
2022	Jets	17	1	30	160	5.3	32†	1	12	88	7.3	16	0
2023	Bills	10	0	30	132	4.4	13	0	7	62	8.9	28†	1
TOTALS		61	5	238	1,057	4.4	40	4	93	730	7.8	28†	4

TY JOHNSON'S NFL POSTSEASON RUSHING/RECEIVING STATISTICS

		RUSHING							RECEIVING				
DATE	TEAM	GP	GS	NO.	YDS.	AVG.	LG	TD	NO.	YDS.	AVG.	LG	TD
2023	Bills	2	0	15	66	4.4	15	0	1	14	14.0	14	0
TOTALS		2	0	15	66	4.4	15	0	1	14	14.0	14	0

TY JOHNSON'S NFL REGULAR SEASON RETURN STATISTICS

		KICKOFF RETURNS						PUNT RETURNS					
DATE	TEAM	RET.	YDS.	AVG.	LG	TD	NO.	FC	YDS.	AVG.	LG	TD	
2019	Lions	3	58	19.3	25	0	0	0	0	0.0	0	0	
2020	Lions	0	0	0.0	0	0	0	0	0	0.0	0	0	
2020	Jets	5	94	18.8	25	0	0	0	0	0.0	0	0	
2020	TOTAL	5	94	18.8	25	0	0	0	0	0.0	0	0	
2021	Jets	3	57	19.0	26	0	0	0	0	0.0	0	0	
2022	Jets	3	39	13.0	19	0	0	0	0	0.0	0	0	
2023	Bills	8	161	20.1	24	0	0	0	0	0.0	0	0	
TOTALS		22	409	18.6	26	0	0	0	0	0.0	0	0	

TY JOHNSON'S NFL POSTSEASON RETURN STATISTICS

		KICKOFF RETURNS						PUNT RETURNS					
DATE	TEAM	RET.	YDS.	AVG.	LG	TD	NO.	FC	YDS.	AVG.	LG	TD	
2023	Bills	0	0	0.0	0	0	0	0	0	0.0	0	0	
TOTALS		0	0	0.0	0	0	0	0	0	0.0	0	0	



WR | 16

XAVIER JOHNSON

AGE: 25 (May 11, 1999) | HT: 6-1 | WT: 204

COLLEGE: Ohio State

NFL EXP: Rookie

HOMETOWN: Cincinnati, OH

ACQUIRED: UDFA (2024)

X J5Xavier

📷 xavi.j1

FIRST-AND-10

XAVIER JOHNSON was signed by the Bills as an undrafted free agent in 2024. Johnson, who joined the Buckeyes as a walk-on in 2018, was a versatile player on offense and special teams during his 6-year career.

SHOUTOUTS

- A former walk-on, finished his six-year career at Ohio State (2018-23) as a versatile performer at wide receiver, running back, kick returner, on the coverage units and even at cornerback.
- Career totals: 44 carries for 353 yards (8.0 avg) and 1 TD; 26 catches for 329 yards and 2 TDs; 28 kickoff returns for 601 yards.
- In 2023, played in 13 games and rushed 28 times for 190 yards, while catching 13 passes for 178 yards. Also returned 11 kickoffs for 250 yards.
- Posted a 40-yard run vs. Michigan State (11/11/23) and a 40-yard reception at Notre Dame (9/23/23).
- Selected to wear the Block "O" jersey in 2023, given to a player who best displays the values of the late Ohio State defensive end Bill Willis, including accountability, character and toughness.
- In 2022, played in all 13 games and had 146 yards rushing on 12 carries for a 12.2 average. Also caught 13 passes for 151 yards.
- Scored 3 touchdowns in 2022, including two in big games: a 24-yard, go-ahead TD reception vs. Notre Dame (9/3/22); and a 37-yard TD reception with a 360-degree spin move vs. Georgia (12/31/22) in the CFP semifinals to give Ohio State a 28-24 halftime lead.
- Recorded a team season-long rush of 71 yards for a TD vs. Indiana (11/12/22).
- As a high school senior, scored a touchdown five different ways: rushing, receiving, kickoff return, punt return and interception return.

IF YOU HAVEN'T HERD

WORE THE BLOCK "O" JERSEY IN 2023

Xavier Johnson was named the Buckeyes' Block "O" jersey recipient and wore No. 0 in 2023. To this point, Jonathon Cooper (2020), Thayer Munford (2021) and Kamryn Babb (2022) are the three to have been given one of the more prestigious honors in the Buckeyes' program. The Block "O" jersey is awarded annually in honor of the late defensive end Bill Willis, who was an All-American and national champion during his career with the Buckeyes from 1942-44.

His No. 99 was retired in 2007, but the program decided to further honor his legacy by presenting the No. 0 to a player who displays the values he did, including accountability, character and toughness. Johnson is a former walk-on receiver who joined the Buckeyes in 2018. (**Casey Smith, SI.com, August 19, 2023**)

"It was definitely surreal," Johnson said. "In that moment, I was overcome with emotion because of everything I've been through with the guys ... My parents buy jerseys every year, and I've changed the numbers five out of my six years, so that's been kind of hard on them," Johnson said. (**Bill Rabinowitz, Columbus Dispatch, September 1, 2023**)

THE STAMPEDE

Favorite food to eat in the car: Grippo's potato chips
Least favorite household chore: Doing the dishes
First job: Donating plasma for \$150 per week
Favorite cereal: Cinnamon Toast Crunch
Favorite team growing up: Los Angeles Lakers

PERSONAL

He and his wife, Paige, have a Husky named Jose. Is the son of Jeffrey and Juanita Johnson. Has two brothers and a sister. Competed in football, basketball, lacrosse and track at Summit Country Day School in Cincinnati. Was a four-year starter on the basketball team. Earned a degree in consumer and family financial services, a master's degree in translational data analytics and was a three-time OSU Scholar-Athlete selection.



DE | 59

KINGSLEY JONATHAN

AGE: 26 (April 28, 1998) | HT: 6-4 | WT: 260

COLLEGE: Syracuse

NFL EXP: 3 Years

HOMETOWN: Lagos, Nigeria

ACQUIRED: Free Agent (2022)

X Kingg_J1

IG kingg_j1

FIRST-AND-10

KINGSLEY JONATHAN originally signed with the Bills in 2022 as a UDFA out of Syracuse. Jonathan was claimed off of waivers by the Bears prior to the start of the 2022 season and played in five games for Chicago before rejoining the Bills.

SHOUTOUTS

- In 2023, played in 13 regular season games and one playoff game.
- Made his playoff debut vs. Cin (1/22/23).
- Made his Bills debut at Chi. (12/24/22) and recorded his first career tackle for loss.
- Made his NFL debut at GB (9/18/22) while with the Chicago Bears and recorded two tackles. Played in five games for the Bears during the 2022 season.
- Tallied 101 tackles (60 solo), 21.5 tackles for loss, 15.0 sacks, three forced fumbles and two fumble recoveries in 56 career games with the Syracuse Orange (2017-21).
- In 2021, appeared in 12 games for Syracuse with one start, recording 20 tackles, 5.5 TFLs and 4.5 sacks.
- In 2020, started all 11 games on defensive line. Finished the season with 32 tackles (25 solo), 5.5 tackles for loss, 3.0 sacks, a forced fumble, four quarterback hurries and three pass deflections.
- In 2019, appeared in 12 games as a reserve defensive end.

PERSONAL

Full name is Chukwuemeka Kingsley Jonathan. Born in Lagos, Nigeria and attended St. Frances Academy in Baltimore, MD for high school. Guardians are Tim and Tyra Grate. Has one brother and two sisters. Holds a Bachelor's degree in information management and technology & a Master's degree in instructional design, development, and education.

IF YOU HAVEN'T HERD

FROM NIGERIA TO THE NFL

Kingsley Jonathan's family is back in Lagos, Nigeria cheering him on as he tries to make the Bills roster, even if they aren't familiar with the NFL. "My family back home, they don't understand the magnitude of it," said Jonathan. "So I tried to explain to them as much as I could but they were excited."

Growing up in Lagos, Nigeria, Jonathan says that he was a good basketball player. As a result, his parents felt that he would be better off taking his skills to the United States. But that meant at 14 years old he would be leaving his family behind. "It was pretty tough," said Jonathan. "But I had one goal in mind. Just to make it to the NBA." But everything went left once he arrived on American soil. The host family that took Jonathan was alleged to be a part of an FBI human trafficking scheme...Yes, Jonathan's first year in the US he didn't go to school. However, one of his friend's parents saw the situation he was in and decided to adopt him. From there, he found the game of football, the American version.

"I didn't even know what football was until I got here," said Jonathan. "It was a sport where I was just running around. Just hitting people, line back up, run around. Hit somebody. Line back up. I don't know what I was doing I was just running around." Once he realized that he was good at football, the Nigerian native began to invest more time in the game. He started to spend more hours on the field to hone his craft and even studied film of great players in the NFL such as his current teammate, Von Miller.

Jonathan hasn't seen his family since he migrated to the US and they have never seen him play football. He says his mother and father are why he keeps going and he's motivated to one day repay them. "This is because of them and the sacrifices they've made," said Jonathan. "I'm here because of them and I hope I can keep making them proud."
(Rochester First, Carl Jones, July 27, 2022)



KINGSLEY JONATHAN

KINGSLEY JONATHAN'S NFL REGULAR SEASON DEFENSIVE STATISTICS

DATE	TEAM	GP	TACKLES								INTERCEPTIONS					FUMBLES				ST				MISC			
			GS	TK	S	A	TFL	YDS	SK	YDS	QBH	NO	YDS	LG	TD	PD	FF	FR	TD	YDS	TK	S	A	FF	FR	S	A
2022	Bills	1	0	1	1	0	1	1	0.0	0.0	0	0	0	0	0	0	0	0	0	0	0	0	0	0	0	0	0
2022	Bears	0	0	4	1	3	0	0	0.0	0.0	0	0	0	0	0	0	0	0	0	0	0	0	0	0	0	0	
2022	TOTAL	1	0	5	2	3	1	1	0.0	0.0	0	0	0	0	0	0	0	0	0	0	0	0	0	0	0	0	
2023	Bills	13	0	3	2	1	0	0	0.0	0.0	2	0	0	0	0	0	1	0	0	0	2	1	1	0	0	0	
TOTALS		14	0	8	4	4	1	1	0.0	0.0	2	0	0	0	0	0	1	0	0	0	2	1	1	0	0	0	

KINGSLEY JONATHAN'S NFL POSTSEASON DEFENSIVE STATISTICS

DATE	TEAM	GP	TACKLES								INTERCEPTIONS					FUMBLES				ST				MISC		
			GS	TK	S	A	TFL	YDS	SK	YDS	QBH	NO	YDS	LG	TD	PD	FF	FR	TD	YDS	TK	S	A	FF	FR	S
2022	Bills	1	0	0	0	0	0	0	0.0	0.0	0	0	0	0	0	0	0	0	0	0	0	0	0	0	0	0
2023	Bills	1	0	0	0	0	0	0	0.0	0.0	0	0	0	0	0	0	0	0	0	0	0	0	0	0	0	0
TOTALS		2	0	0	0	0	0	0	0.0	0.0	0	0	0	0	0	0	0	0	0	0	0	0	0	0	0	0

SINGLE-GAME HIGHS: DEFENSIVE

Total Tackles 2 at Chicago Bears, Nov 13, 2022
Solo Tackles 1 vs. New England Patriots, Dec 31, 2023

Special Teams Tackles 1 vs. New York Giants, Oct 15, 2023



DT | 92

DAQUAN JONES

AGE: 32 (December 27, 1991) | HT: 6-4 | WT: 320

COLLEGE: Penn State

NFL EXP: 11 Years

HOMETOWN: Johnson City, NY

ACQUIRED: Free Agent (2022)

X RiDQulous_98

📷 dqj_90

FIRST-AND-10

DAQUAN JONES (pronounced DAY-kwon) joined the Bills in 2022 as an unrestricted free agent and re-signed to a two-year deal on March 12, 2024. A 4th round draft pick of Tennessee in 2014 from Penn State, Jones played his first 7 NFL seasons for the Titans (2014-20). He played one year for Carolina in 2021 and the 2022-23 seasons with Buffalo.

SHOUTOUTS

- Posted 16 tackles and 2.5 sacks in 7 regular season games in 2023. Also played in both playoff games.
- Notched a sack of Tua Tagovailoa vs. Mia. (10/1/23).
- Posted 1.5 sacks of Sam Howell at Was. (9/24/23), the most he has recorded in a Bills uniform.
- Tallied 38 tackles, including 2 sacks, and a fumble recovery in first season in Buffalo in 2022.
- Recovered a fumble vs. NYJ (12/11/22) after a strip sack by Greg Rousseau.
- Posted a sack of Jared Goff at Det. (11/24/22).
- Blocked a 34-yard field goal attempt vs. Cle. (11/20/22).
- Played in all 17 games in one season in Carolina in 2021, recording 38 tackles, a forced fumble and a sack.
- Recorded a sack of Lamar Jackson vs. Bal. (1/10/21) in AFC Wild Card game and a half sack of Patrick Mahomes in AFC Championship game at KC (1/19/20).
- Spent the first seven years of career (2014-20) in Tennessee with 235 tackles, 9 sacks, 2 forced fumbles and 2 fumble recoveries in 99 games (93 starts).
- Notched career-high 9 tackles at Buf. (10/7/18).
- Tallied a career high 2 sacks at Ind. (11/26/17). Added 1.5 sacks the following week vs. Hou. (12/3/17).
- Recovered a fumble in the end zone for his only career touchdown in a win vs. Hou. (1/1/17).

IF YOU HAVEN'T HERD

CORNHOLE CHAMPION

In 2024, Jones and Blaine Rosier captured the American Cornhole League's celebrity NFL Superhole Tournament that was televised on ESPN. In the championship round, Jones' squad defeated the team of Bills teammate Dion Dawkins. Jones also hosts an annual Cornhole Classic in his hometown of Binghamton, NY. Cornhole is a staple in the Bills locker room around meetings and practice. "It sparks conversation and it helps you get to know your teammates better," Jones said. "It's also another way to drive the competitive edge and I think makes this team better as a whole."

CREATING A LEGACY IN BINGHAMTON

Born and raised near Binghamton, Jones has not forgotten about his roots. In fact, he opened up a restaurant there in 2021 called the Legacy Lounge. "It means a lot just because I was fortunate being one of the ones that made it out of the area and made my situation better for me and my family," Jones said. "For me to bring a business back here means a lot because I can offer jobs to people and offer insight of a little bit about my life that I've gotten to experience."

THE STAMPEDE

Favorite player growing up: Brian Dawkins

First car: 2007 Toyota Camry

Favorite food: Hamburgers

Dream vacation: Bora-Bora (he and his wife went in 2024). It is now Santorini, Greece

Least favorite household chore: Laundry and doing the dishes

PERSONAL

He and his wife, Alexis, have a daughter, Mya, and a son, Jace. Is the son of Steve Jones and Valie Newborn. Has three brothers: Devon Newborn, DaShaun Jones and Dajon Knighton. Has two Mastiffs: Biscuit and Luna. Majored in criminal justice. Competed in football, basketball and track at Johnson City (NY) Senior High School. Hosts a podcast, Create Your Legacy, on Instagram and You Tube (@c.y.legacy).



DAQUAN JONES

DAQUAN JONES' NFL REGULAR SEASON DEFENSIVE STATISTICS

DATE	TEAM	GP	GS	TACKLES							INTERCEPTIONS					FUMBLES				ST				MISC				
				TK	S	A	TFL	YDS	SK	YDS	QBH	NO	YDS	LG	TD	PD	FF	FR	TD	YDS	TK	S	A	FF	FR	S	A	
2014	Titans	7	1	8	5	3	1	2	1.0	1.0	2	0	0	0	0	0	1	0	0	0	0	0	0	0	0	0	0	0
2015	Titans	16	16	45	25	20	3	6	0.0	0.0	3	0	0	0	0	0	0	1	0	0	0	0	0	0	0	0	0	0
2016	Titans	16	16	26	17	9	2	12	1.5	12.0	3	0	0	0	0	0	0	1	1	0	0	0	0	0	0	0	0	0
2017	Titans	12	12	31	19	12	4	19	3.5	20.0	6	0	0	0	0	0	0	0	0	0	0	0	0	0	0	0	0	0
2018	Titans	16	16	34	20	14	4	12	0.0	0.0	5	0	0	0	0	1	0	0	0	0	0	0	0	0	0	0	0	0
2019	Titans	16	16	42	21	21	0	0	1.0	0.0	2	0	0	0	0	3	0	0	0	0	0	0	0	0	0	0	0	0
2020	Titans	16	16	49	29	20	4	15	2.0	13.0	6	0	0	0	0	0	1	0	0	0	0	0	0	0	0	0	0	0
2021	Panthers	17	17	39	19	20	1	7	1.0	7.0	6	0	0	0	0	0	1	0	0	0	0	0	0	0	0	0	0	0
2022	Bills	16	16	38	22	16	3	7	2.0	14.5	11	0	0	0	0	0	1	0	0	0	0	0	0	0	0	0	0	0
2023	Bills	7	7	16	8	8	4	20	2.5	17.0	5	0	0	0	0	0	0	0	0	0	0	0	0	0	0	0	0	0
TOTALS		139	133	328	185	143	26	100	14.5	84.5	49	0	0	0	0	4	3	3	1	0	0	0	0	0	0	0	0	0

DAQUAN JONES' NFL POSTSEASON DEFENSIVE STATISTICS

DATE	TEAM	GP	GS	TACKLES							INTERCEPTIONS					FUMBLES				ST				MISC				
				TK	S	A	TFL	YDS	SK	YDS	QBH	NO	YDS	LG	TD	PD	FF	FR	TD	YDS	TK	S	A	FF	FR	S	A	
2017	Titans	0	0	0	0	0	0	0	0.0	0.0	0	0	0	0	0	0	0	0	0	0	0	0	0	0	0	0	0	0
2019	Titans	3	3	6	2	4	0	0	0.5	0.0	3	0	0	0	0	0	0	0	0	0	0	0	0	0	0	0	0	0
2020	Titans	1	1	3	2	1	1	8	1.0	8.0	1	0	0	0	0	0	0	0	0	0	0	0	0	0	0	0	0	0
2022	Bills	1	1	1	0	1	0	0	0.0	0.0	1	0	0	0	0	0	0	0	0	0	0	0	0	0	0	0	0	0
2023	Bills	2	2	3	0	3	0	0	0.0	0.0	0	0	0	0	0	0	0	0	0	0	0	0	0	0	0	0	0	0
TOTALS		7	7	13	4	9	1	8	1.5	8.0	5	0	0	0	0	0	0	0	0	0	0	0	0	0	0	0	0	0

SINGLE-GAME HIGHS: DEFENSIVE

Total Tackles 9 at Buffalo Bills, Oct 07, 2018
Solo Tackles 7 at San Diego Chargers, Nov 06, 2016
Sacks 2.0 at Indianapolis Colts, Nov 26, 2017
Passes Defensed 1 vs. Jacksonville Jaguars, Nov 24, 2019

Forced Fumbles 1 vs. Atlanta Falcons, Dec 12, 2021
Fumble Recoveries 1 vs. New York Jets, Dec 11, 2022
Tackles For Loss 3 at Indianapolis Colts, Nov 26, 2017



LB | 45

DEION JONES

AGE: 29 (November 4, 1994) | HT: 6-1 | WT: 222

COLLEGE: LSU

NFL EXP: 9 Years

HOMETOWN: New Orleans, LA

ACQUIRED: Free Agent (2024)

debo

debo

FIRST-AND-10

DEION JONES signed a one-year contract with the Bills on May 3, 2024. A 2nd round draft choice (52nd overall) of the Atlanta Falcons in 2016, Jones spent his first 6+ NFL seasons in Atlanta (2016-22) before being traded to Cleveland in 2022. He spent the 2023 season with the Carolina Panthers. Jones earned a Pro Bowl selection in 2017 and PFWA All-Rookie Team honors in 2016.

SHOUTOUTS

- Played in 13 games (3 starts) for the Panthers in 2023 and posted 35 tackles (22 solo), 6 passes defended and an interception.
- Recorded 4 tackles and an interception off of Geno Smith at Sea. (9/24/23).
- Split the 2022 season between Atlanta and Cleveland after being traded to the Browns on October 10. Finished with 44 tackles, 2.5 sacks, an interception, 3 passes defended and a forced fumble in 11 games (5 starts) with the Browns.
- Notched 7 tackles, an interception off of Joe Burrow, and 2 passes defended at Cin. (12/11/22).
- In his final full season in Atlanta in 2021, tied for 11th in the NFL with 137 tackles, including 8 tackles for a loss and 2 sacks.
- In 2017, earned a Pro Bowl berth with 138 tackles (tied for 4th in the NFL), 10 for a loss, 3 interceptions and a sack.
- As a rookie in 2016, saw action in 15 games (13 starts) and amassed 108 tackles, 3 INTs, a league-leading 165 interception return yards and 2 touchdowns.
- Intercepted Jared Goff at LAR (12/11/16) and returned it 42 yards for a score.
- Posted first career INT and TD on a 90-yard pick six in the 4th quarter off of Drew Brees in a victory at NO (9/26/16).

IF YOU HAVEN'T HERD

HURRICANE KATRINA SURVIVOR

Jones grew up in New Orleans, Louisiana, and went to Jesuit High School. He played guard on the school's basketball team where he wore #0. He was considered one of the area's best basketball players who had been an elite athlete having played on a travel team since he was six years old.

He also played recreational football and was installed as middle linebacker on the Jesuit football squad because he had good speed and was a consistent tackler.

As a young child growing up and playing little league, he always had a dream to play professional football. While at Jesuit he learned how to play middle linebacker, a position that fit his physical attributes well. At the time, he was 6'-2", weighed 200 pounds, and ran a 4.43 in the 40.

Jones is also a Hurricane Katrina survivor and is one of the league's first Katrina children who went through that horrific experience as an actual kid. Katrina forced the 10-year-old Jones and his family to live out of a suitcase for half a year.

"Coming back from that makes you feel like you can come back from anything," Jones told BleacherReport.com. "From having to move from where you grew up and make a new start and still have the resiliency to come back and rebuild and keep the tradition of New Orleans alive. My biggest concern was will I be able to go back home. That's where I grew up, where I had all my friends and childhood memories. I was just worried if I was gonna be able to finish playing football with my friends." (Barry Shuck, [DawgsByNature.com](#), November 8, 2022)

PERSONAL

Nicknamed "Debo" by his father because Deion Sanders and Bo Jackson were his father's two favorite players. Is the son of Cal and Tahonas Jones. Has a sister, Cassidy. Competed in football and basketball at Jesuit High School in New Orleans. Majored in sport administration.



REGULAR SEASON COMPARISON: DEFENSIVE - CHICAGO BEARS

DATE	OPP	W/L	GP/GS	TACKLES							MISC						
				TOT	SOLO	ASST	SACK	YDS.	INT	TFL	PD	QBH	TD	FF	FR		
9/10/17	ATL @ CHI	W	S	7	6	1	0.0	0.0	0	1	0	0	0	0	0	0	0
9/27/20	ATL vs. CHI	L	S	6	2	4	0.0	0.0	0	0	0	0	0	0	0	0	0
11/9/23	CAR @ CHI	L	P	5	4	1	0.0	0.0	0	1	1	0	0	0	0	0	0
TOTALS				18	12	6	0.0	0.0	0	2	1	0	0	0	0	0	0

DEION JONES' NFL REGULAR SEASON DEFENSIVE STATISTICS

DATE	TEAM	GP	GS	TACKLES										INTERCEPTIONS					FUMBLES					ST					MISC				
				TK	S	A	TFL	YDS	SK	YDS	QBH	NO	YDS	LG	TD	PD	FF	FR	TD	YDS	TK	S	A	FF	FR	S	A						
2016	Falcons	15	13	106	75	31	4	3	0.0	0.0	2	3	165	90†	2	11	1	0	0	0	2	0	2	0	0	0							
2017	Falcons	16	16	138	91	47	10	19	1.0	0.0	0	3	42	41	0	10	0	0	0	0	0	0	0	0	0	0							
2018	Falcons	6	6	53	34	19	1	4	1.0	4.0	0	2	61	41†	1	6	1	0	0	0	0	0	0	0	0	0							
2019	Falcons	16	16	110	68	42	8	19	0.0	0.0	4	1	27	27†	1	5	0	1	0	5	0	0	0	0	0	0							
2020	Falcons	16	16	106	73	33	9	43	4.5	38.5	10	2	84	67†	1	6	1	1	0	0	0	0	0	0	0	0							
2021	Falcons	16	16	137	87	50	8	33	2.0	17.0	4	0	0	0	0	6	1	0	0	0	0	0	0	0	0	0							
2022	Falcons	0	0	0	0	0	0	0	0.0	0.0	0	0	0	0	0	0	0	0	0	0	0	0	0	0	0	0							
2022	Browns	1	1	44	25	19	6	14	2.5	16.0	3	1	5	5	0	3	1	0	0	0	0	0	0	0	0	0							
2022	TOTAL	1	1	44	25	19	6	14	2.5	16.0	3	1	5	5	0	3	1	0	0	0	0	0	0	0	0	0							
2023	Panthers	13	3	35	22	13	4	16	1.0	8.0	1	1	0	0	0	6	0	0	0	0	0	0	0	0	0	0							
TOTALS		99	87	729	475	254	50	151	12.0	83.5	24	13	384	90†	5	53	5	2	0	5	2	0	2	0	0	0							

DEION JONES' NFL POSTSEASON DEFENSIVE STATISTICS

DATE	TEAM	GP	GS	TACKLES										INTERCEPTIONS					FUMBLES					ST					MISC				
				TK	S	A	TFL	YDS	SK	YDS	QBH	NO	YDS	LG	TD	PD	FF	FR	TD	YDS	TK	S	A	FF	FR	S	A						
2016	Falcons	3	3	20	15	5	2	3	0.0	0.0	1	1	28	28	0	3	1	0	0	0	0	0	0	0	0	0	0						
2017	Falcons	2	2	13	9	4	1	5	0.0	0.0	0	0	0	0	0	1	0	0	0	0	0	0	0	0	0	0	0						
TOTALS		5	5	33	24	9	3	8	0.0	0.0	1	1	28	28	0	4	1	0	0	0	0	0	0	0	0	0	0						

SINGLE-GAME HIGHS: DEFENSIVE

- Total Tackles** 15 at Miami Dolphins, Oct 24, 2021
- Solo Tackles** 13 vs. Baltimore Ravens, Dec 02, 2018
- Sacks** 1.0 at Jacksonville Jaguars, Dec 31, 2023
- Passes Defensed** 4 at Minnesota Vikings, Oct 18, 2020
- Forced Fumbles** 1 vs. Carolina Panthers, Oct 31, 2021
- Fumble Recoveries** 1 vs. New Orleans Saints, Dec 06, 2020

- Tackles For Loss** 3 at Miami Dolphins, Oct 24, 2021
- Interceptions** 1 at Seattle Seahawks, Sep 24, 2023
- Interception Return Yards** 90 at New Orleans Saints, Sep 26, 2016
- Special Teams Tackles** 2 at Seattle Seahawks, Oct 16, 2016
- Longest Opp Fumble Return** 5 at Tampa Bay Buccaneers, Dec 29, 2019



WR

LAWRENCE KEYS III

AGE: 24 (December 9, 1999) | HT: 5-9 | WT: 171

COLLEGE: Tulane

NFL EXP: Rookie

HOMETOWN: New Orleans, LA

ACQUIRED: UDFA (2024)

X LawrenceKeys_

IG lkeysiii

FIRST-AND-10

LAWRENCE KEYS III was signed by the Bills as an undrafted free agent in 2024. Keys, who began his collegiate career at Notre Dame, caught 63 passes during his two-year tenure at Tulane (2022-23).

SHOUTOUTS

- In 2023, grabbed 33 passes for 599 yards and 7 touchdowns for Tulane, while rushing 4 times for 25 yards. Also had 3 kickoff returns for 74 yards.
- Notched 3 receptions for 77 yards and a touchdown at East Carolina (11/4/23).
- Tied a career-high with 5 receptions for 78 yards and a TD vs. North Texas (10/21/23).
- Tallied a career-high 2 TD receptions (40 and 15 yards) as part of a 4-catch, 77-yard performance vs. Nicholls State (9/23/23).
- Registered 5 receptions for 94 yards vs. Mississippi (9/9/23).
- Recorded a career-high 96 yards and a touchdown on 4 receptions vs. South Alabama (9/2/23).
- In first season at Tulane in 2022, caught 30 passes for 296 yards and 2 touchdowns. Also rushed 5 times for 43 yards and a TD, returned 23 kickoffs for 624 yards and one punt for 14 yards.
- Posted 60 receiving yards and a TD catch vs. Central Florida (12/3/22).
- Rushed for a 7-yard TD vs. Alcorn State (9/10/22).
- Recorded first TD reception (a 2-yard catch from Michael Pratt) vs. UMass (9/3/22)
- Spent his first four collegiate seasons at Notre Dame, where he caught 18 passes for 185 yards in 21 games from 2018-21.
- In 2019, caught 13 passes for 134 yards, while adding 6 rushing attempts for 46 yards in 12 games (3 starts).

IF YOU HAVEN'T HERD

KEYS TO HIS SUCCESS AT TULANE

Keys was quietly effective in 2022, but he began to demand more attention in the back half of a season that culminated in a historic Cotton Bowl comeback over the USC Trojans.

In 2022, he finished with 30 receptions for 296 yards with three touchdowns. A memorable moment was not even with the ball in his hands as Key blocked a player 60 yards down the field on a play in the New Year's Six bowl. It was the type of effort he performed willingly and showed part of his evolution as an all-around player.

"I've never done that," Keys explained. "But I'm just a team player, you know. When it's time to be there, I'll be there. Whether I have the ball or not. It was amazing just blocking somebody. Especially after Jha'Quan (Jackson) caught the ball. I kind of just looked and I was like 'I know this guy can't beat me or Quan, so just take him out and Quan just did the rest.'" (Crissy Froyd, Crescent City Sports, March 14, 2023)

THE STAMPEDE

Favorite wide receiver of all-time: Steve Smith

Favorite musical artist: Rod Wave

Favorite team growing up: Boston Celtics

First job: Mowing lawns in the neighborhood

Favorite movie: Friday Night Lights

Dream vacation spot: Bora Bora

PERSONAL

Is the son of Lawrence Keys and LaTanya Manning. Has one brother and two sisters. Earned first-team Class 4A all-state honors in 2017 while playing at McDonogh 35 College Preparatory High School in New Orleans. Hobbies include drawing, bowling and golf. Earned a degree in visual communication design from Notre Dame in 2021. Earned a master's degree from Tulane in liberal arts in 2023.



TE | 86

DALTON KINCAID

AGE: 24 (October 18, 1999) | HT: 6-4 | WT: 246

COLLEGE: Utah

NFL EXP: 2 Years

HOMETOWN: Las Vegas, NV

ACQUIRED: Draft (2023, R1)

DaltonKincaid

daltonkincaid

FIRST-AND-10

DALTON KINCAID was selected by the Bills in the first round (25th overall) in 2023. Kincaid played for San Diego for two seasons (2018-19) before transferring to Utah (2020-22).

SHOUTOUTS

- His 73 receptions in 2023 are the most ever by a Bills rookie/first-year player in a season, breaking the mark set by Sammy Watkins (65 in 2014). His 73 receptions are also the most by a Bills TE in a season, surpassing Pete Metzelaars' 68 in 1993.
- Finished the season ranked fourth among all AFC TEs in receptions (73) and receiving yards (673). He ranked second among all rookie TEs in receptions and receiving yards and tied for second in touchdown receptions (2).
- Recorded 10 receptions for 81 yards at CIN (11/5/23). He's just the third Bills TE to record 10+ receptions in a game, joining Keith McKeller and Pete Metzelaars.
- Caught his first career touchdown on a 22-yard pass from Josh Allen vs. TB (10/26/23).
- Started in his NFL debut at NYJ (9/11/23).
- Spent two seasons at San Diego (2018-19) before transferring to Utah (2020-22). Played in 55 career games with 24 starts.
- Was a semifinalist for the John Mackey Award in 2022.
- Played in 12 games with nine starts in his final season. Led the Utes in receptions (70), receiving yards (890) and touchdowns (8). His 890 receiving yards also led all BFS tight ends and his 8 receiving scores ranked second.

PERSONAL

Son of Vicki and Clark Kincaid. Played just one year of varsity high school football at Faith Lutheran High School. Majored in business management. Enjoys golfing in his free time. Has a Goldendoodle named Luke.

IF YOU HAVEN'T HERD

LIKE A CARTOON CHARACTER

When Buffalo Bills tight end coach Rob Boras turns on the tape, he knows who he's guaranteed to see: rookie tight end Dalton Kincaid.

"The thing I love about Dalton is that when you hit pause at the end of the play, he's always in the camera," Boras said. "So, even if he doesn't have the ball, he's finishing by the ball."

Take Bills wide receiver Khalil Shakir's 81-yard touchdown earlier this season – a touchdown that featured some key blocks by Kincaid. The Bills had Kincaid mic'd up for the game, and he explained his play as only he could.

"I ran down, and just DOOT!" Kincaid says.

But what, exactly, does "doot" mean?

"I have no idea," Kincaid told The Buffalo News. "I don't even remember saying that, to be honest."

Conscientious of his catchphrases or not, Kincaid is constantly making noise on the field.

"It's one of his many sound effects," fullback Reggie Gilliam said. "He just makes random sounds in different moments. And it's like during the snap, so we're in the play and you just hear him making sound effects over there. ... I'm just like, 'Are you like a character? What are you?' It's like a cartoon character."

(Buffalo News, Katherine Fitzgerald, January 13, 2024)

THE STAMPEDE

Dream vacation spot: Bali

Favorite gas station snack: Nerds Gummy Clusters

Favorite TV show: Peaky Blinders

Favorite movie: Drillbit Taylor

Favorite ice cream flavor: Cake batter

Favorite player growing up: Tony Gonzalez



DALTON KINCAID'S NFL REGULAR SEASON RUSHING/RECEIVING STATISTICS

		RECEIVING							RUSHING				
DATE	TEAM	GP	GS	NO.	YDS.	AVG.	LG	TD	NO.	YDS.	AVG.	LG	TD
2023	Bills	16	11	73	673	9.2	51	2	0	0	0.0	0	0
TOTALS		16	11	73	673	9.2	51	2	0	0	0.0	0	0

DALTON KINCAID'S NFL POSTSEASON RUSHING/RECEIVING STATISTICS

		RECEIVING							RUSHING				
DATE	TEAM	GP	GS	NO.	YDS.	AVG.	LG	TD	NO.	YDS.	AVG.	LG	TD
2023	Bills	2	2	8	104	13.0	29†	1	0	0	0.0	0	0
TOTALS		2	2	8	104	13.0	29†	1	0	0	0.0	0	0

SINGLE-GAME HIGHS: RECEIVING

Receptions 10 at Cincinnati Bengals, Nov 05, 2023
Receiving Yards 87 vs. New England Patriots, Dec 31, 2023
Receiving Average 21.8 vs. New England Patriots, Dec 31, 2023
Longest Receptions 51 vs. New England Patriots, Dec 31, 2023

Receiving TDs 1 vs. Denver Broncos, Nov 13, 2023
All-Purpose Yards 87 vs. New England Patriots, Dec 31, 2023
Most TDs 1 vs. Denver Broncos, Nov 13, 2023
Miscellaneous Tackles 1 at Kansas City Chiefs, Dec 10, 2023



TE | 88

DAWSON KNOX

AGE: 27 (November 14, 1996) | HT: 6-4 | WT: 254

COLLEGE: Ole Miss

NFL EXP: 6 Years

HOMETOWN: Brentwood, TN

ACQUIRED: Draft (2019, R3)

dawson_knox

dawsonknox

FIRST-AND-10

DAWSON KNOX signed a four-year contract extension with the Bills in 2022, tying him to the team through 2026. Knox originally joined the Buffalo Bills in 2019 after being drafted by the team in the third round (96th overall) out of Ole Miss.

SHOUTOUTS

- Named to his first Pro Bowl in 2022.
- Has 22 career touchdowns which ranks second among all Bills tight ends in team history. Trails only Pete Metzelaars (25).
- With 6 receiving touchdowns in his postseason career, is tied with James Lofton (6) and Gabe Davis (6) for most by a Bill in the playoffs (trails only Andre Reed, 9).
- Had a five-game streak with receiving TDs in 2022. The only tight end since 1970 with a longer streak of games with 1+ receiving TDs within a single season (including playoffs) are Travis Kelce and Rob Gronkowski.
- Had a team-high 5 receptions for a playoff career-high 89 yards and 2 touchdowns vs. NE (1/15/22). Is the first TE in NFL history with 2 TDs in the first quarter of a playoff game.
- Established new single-season career highs in touchdowns (9), receptions (49) and receiving yards (587) in 2021.
- His nine receiving touchdowns in 2021 set a franchise record for touchdowns scored by a TE in a season and were tied for the most among all NFL TEs.

PERSONAL

The son of David and Rachel Knox. Dawson has three brothers, the late Luke, Nate and Isaiah, and one sister, L.J. Married his wife, Alex, in June 2024. He majored in managerial finance while at Ole Miss. His mom ran track at Tennessee and his dad played basketball at Belmont.

IF YOU HAVEN'T HERD

KNOX SOX

Since arriving in Buffalo in 2019, Knox has been a strong supporter of the P.U.N.T Pediatric Cancer Collaborative. P.U.N.T. is a nonprofit organization founded by former NFL Pro Bowl Punter Brian Moorman that provides families in Western New York facing pediatric cancer with programs that offer financial, practical and emotional support.

"Being able to walk into the room and instantly get some smiles is unbelievable," Knox told WKBW. "It's a great feeling for myself but also knowing you can bring a little joy into someone's life who is literally at rock bottom was a really cool feeling."

In 2021 he launched a giveback initiative — Knox Sox — through P.U.N.T. and pledged to donate \$1,000 for every touchdown and \$100 for every catch he had throughout the season. The initiative funds custom non-slip socks for local pediatric cancer patients. As part of the campaign, Knox also partnered with For Bare Feet to sell socks with a percentage of the proceeds going directly to P.U.N.T.

"I feel like they've done just as much for me as I've done for them. They've given me a pretty awesome purpose" he said.

BUFFALO TRACKS

CAREER TOUCHDOWNS BY A BILLS TE

Player	Touchdowns
1. Pete Metzelaars	25
2. Dawson Knox	22
3. Jay Riemersma	20

SINGLE-SEASON TOUCHDOWNS BY A BILLS TE

Player	Season	Touchdowns
1. Dawson Knox	2021	9
2t. Dawson Knox	2022	6
2t. Scott Chandler	2012	6
2t. Scott Chandler	2011	6
2t. Pete Metzelaars	1992	6
2t. Jay Riemersma	1998	6



DAWSON KNOX'S NFL REGULAR SEASON RUSHING/RECEIVING STATISTICS

				RECEIVING					RUSHING				
DATE	TEAM	GP	GS	NO.	YDS.	AVG.	LG	TD	NO.	YDS.	AVG.	LG	TD
2019	Bills	15	11	28	388	13.9	49	2	1	9	9.0	9	0
2020	Bills	12	8	24	288	12.0	36	3	0	0	0.0	0	0
2021	Bills	15	14	49	587	12.0	53†	9	0	4	0.0	4	0
2022	Bills	15	15	48	517	10.8	45	6	0	0	0.0	0	0
2023	Bills	12	11	22	186	8.5	17	2	0	0	0.0	0	0
TOTALS		69	59	171	1,966	11.5	53†	22	1	13	13.0	9	0

DAWSON KNOX'S NFL POSTSEASON RUSHING/RECEIVING STATISTICS

				RECEIVING					RUSHING				
DATE	TEAM	GP	GS	NO.	YDS.	AVG.	LG	TD	NO.	YDS.	AVG.	LG	TD
2019	Bills	1	1	1	14	14.0	14	0	0	0	0.0	0	0
2020	Bills	3	2	10	65	6.5	14	2	0	0	0.0	0	0
2021	Bills	2	2	7	98	14.0	38	2	0	0	0.0	0	0
2022	Bills	2	2	8	85	10.6	32	1	0	0	0.0	0	0
2023	Bills	2	2	2	13	6.5	9†	1	0	0	0.0	0	0
TOTALS		10	9	28	275	9.8	38	6	0	0	0.0	0	0

SINGLE-GAME HIGHS: RUSHING/RECEIVING

Rush Attempts 1 vs. Cincinnati Bengals, Sep 22, 2019
Rushing Yards 9 vs. Cincinnati Bengals, Sep 22, 2019
Longest Runs 9 vs. Cincinnati Bengals, Sep 22, 2019
Receptions 7 vs. Cleveland Browns, Nov 20, 2022
Receiving Yards 117 at Kansas City Chiefs, Oct 10, 2021
Receiving Average 39.0 at Kansas City Chiefs, Oct 10, 2021

Longest Receptions 53† at Kansas City Chiefs, Oct 10, 2021
Receiving TDs 2 at New Orleans Saints, Nov 25, 2021
All-Purpose Yards 117 at Kansas City Chiefs, Oct 10, 2021
Most TDs 2 at New Orleans Saints, Nov 25, 2021
Miscellaneous Tackles 1 vs. New England Patriots, Jan 08, 2023



DB | 39

CAM LEWIS

AGE: 27 (April 13, 1997) | HT: 5-9 | WT: 183

COLLEGE: Buffalo

NFL EXP: 5 Years

HOMETOWN: Detroit, MI

ACQUIRED: UDFA (2019)

A1Cam

c.lew47

FIRST-AND-10

CAM LEWIS re-signed with the Bills on a two-year deal in 2024. Lewis originally joined the team in 2019 after a four-year career at University of Buffalo. A Michigan native, Lewis entered the NFL as an undrafted free agent to the Bills.

SHOUTOUTS

- Has played in 42 career games (four starts) for the Bills. Totaled 39 tackles, two TFLs, three passes defended and a forced fumble. Also added 17 special teams tackles.
- Finished the 2023 season with career highs in games played (17), tackles (16) and passes defended (two). Also a key contributor on special teams, recording five tackles.
- Appeared in 13 regular season games in 2022 with one start. Also played in both postseason contests.
- Finished the 2022 season tied for first on the team with a career-high 11 special teams tackles.
- Made his first start at safety vs. Min. (11/13/22) and recorded a career-high eight tackles.
- Blocked a punt vs. NYJ (1/9/22), the first of his career and first by a Bill since 2016.
- In his first action of 2021, recorded his first career forced fumble vs. Hou. (10/3/21).
- Saw his first NFL game action and made his first start at Ten. (10/13/20), where he logged seven tackles.

PERSONAL

He and his wife, Alexis, have two sons, Cayden and Christian. The son of Ernest and Yvonne Lewis, Cam has two older brothers, Ernest Jr. and Brandon, and a younger brother, Aaron. He majored in African American Studies while at Buffalo.

IF YOU HAVEN'T HERD

BUILT FOR THIS PATH

Cam Lewis isn't where he thought he'd be.

"To be quite frank with you, I didn't even think I was going to make it to the NFL," Lewis admitted. "NFL wasn't even on my radar going into my first two years. I think my junior year was when I really decided, OK, I'm going to at least go try and you know five years later I'm still here."

Lewis' pro path has been a challenging test in perseverance.

He signed with the Bills as an undrafted free agent in 2019, landing on the practice squad that entire season. The PS was where he started the 2020 campaign, but found his way up on the active roster for five games, two of which he started. A third go-around on the PS was where 2021 started, but once again Lewis worked his way up for seven games, starting one.

Then finally, in 2022, he cemented a spot on the 53-man roster, playing 13 games with one start. And this season, he's played in 14 games.

"A lot of ups and downs, but it's been good," Lewis said. "I feel like I wouldn't want it any other way. I feel like I was kind of built for this path that God put me on."

A path that has seen Lewis play every spot in the secondary on top of working his way into a core special teams player.

"Just trying to find ways to make the most of my opportunities and make plays," Lewis said. "Just trying to stay around because this league can spit you out real quick. You get here for a second and next minute you're gone, so just trying to find a way. I keep saying it, just trying to stick around and make the most of my opportunities."

(Spectrum News, Jon Scott, December 21, 2023)



CAM LEWIS' NFL REGULAR SEASON DEFENSIVE STATISTICS

DATE	TEAM	GP	TACKLES										INTERCEPTIONS					FUMBLES					ST					MISC	
			GS	TK	S	A	TFL	YDS	SK	YDS	QBH	NO	YDS	LG	TD	PD	FF	FR	TD	YDS	TK	S	A	FF	FR	S	A		
2019	Bills	0	0	0	0	0	0	0	0	0.0	0.0	0	0	0	0	0	0	0	0	0	0	0	0	0	0	0	0	0	
2020	Bills	5	2	7	5	2	0	0	0.0	0.0	0	0	0	0	0	0	0	0	0	0	0	0	0	0	0	0	0		
2021	Bills	7	1	6	2	4	1	1	0.0	0.0	0	0	0	0	0	1	1	0	0	0	1	1	0	0	0	0	0		
2022	Bills	13	1	10	8	2	0	0	0.0	0.0	0	0	0	0	0	0	0	0	0	0	11	7	4	0	0	0	0		
2023	Bills	17	0	16	13	3	1	4	0.0	0.0	0	0	0	0	0	2	0	0	0	0	5	4	1	0	0	0	0		
TOTALS		42	4	39	28	11	2	5	0.0	0.0	0	0	0	0	0	3	1	0	0	0	17	12	5	0	0	0	0		

CAM LEWIS' NFL POSTSEASON DEFENSIVE STATISTICS

DATE	TEAM	GP	TACKLES										INTERCEPTIONS					FUMBLES					ST					MISC	
			GS	TK	S	A	TFL	YDS	SK	YDS	QBH	NO	YDS	LG	TD	PD	FF	FR	TD	YDS	TK	S	A	FF	FR	S	A		
2020	Bills	0	0	0	0	0	0	0	0.0	0.0	0	0	0	0	0	0	0	0	0	0	0	0	0	0	0	0	0		
2021	Bills	2	0	3	0	3	0	0	0.0	0.0	0	0	0	0	0	0	0	0	0	0	0	0	0	0	0	0	0		
2022	Bills	2	0	1	1	0	0	0	0.0	0.0	0	0	0	0	0	0	0	0	0	0	2	0	2	0	0	0	0		
2023	Bills	2	0	4	2	2	0	0	0.0	0.0	0	0	0	0	0	0	0	0	0	0	0	0	0	0	0	0	0		
TOTALS		6	0	8	3	5	0	0	0.0	0.0	0	0	0	0	0	0	0	0	0	0	2	0	2	0	0	0	0		

SINGLE-GAME HIGHS: DEFENSIVE

Total Tackles 8 vs. Minnesota Vikings, Nov 13, 2022
Solo Tackles 6 vs. Minnesota Vikings, Nov 13, 2022
Passes Defensed 1 vs. Dallas Cowboys, Dec 17, 2023

Forced Fumbles 1 vs. Houston Texans, Oct 03, 2021
Tackles For Loss 1 at Los Angeles Chargers, Dec 23, 2023
Special Teams Tackles 2 vs. Dallas Cowboys, Dec 17, 2023

**CB | 38**

KENI-H LOVELY

AGE: 24 (May 12, 2000) | HT: 5-10 | WT: 182

COLLEGE: Western Michigan

NFL EXP: Rookie

HOMETOWN: Boynton Beach, FL

ACQUIRED: UDFA (2024)

NoFlyZone_nih

2gng.legend

FIRST-AND-10

KENI-H LOVELY (pronounced kuh-NYE) signed with the Bills as an undrafted free agent in 2024. Lovely was a two-time All-MAC honoree at Western Michigan.

SHOUTOUTS

- Played in 42 games in his five-year career at Western Michigan (2018-23). Totaled 107 tackles (71 solo), 11 TFLs, one sack, six interceptions, 16 passes defended, four forced fumbles and two fumble recoveries.
- Earned third team All-MAC honors twice in his career (2022, 2023).
- Played in 11 games in 2023. Finished the season with 48 tackles, 4.5 TFLs, five pass breakups, three forced fumbles and one fumble recovery for a touchdown.
- Had five tackles, two forced fumbles and one returned for a touchdown at Toledo (9/23/23).
- Tied his career high with seven tackles, including 1.5 tackles for loss, at Mississippi State (10/7/23).
- In 2022, played in 12 games and totaled 48 tackles, two pass breakups and four interceptions.
- Finished the 2022 season with interceptions in three straight games.
- Notched a career-high seven tackles and three tackles for loss, including one sack, at Bowling Green (11/2/22). Also recorded a forced fumble and fumble recovery.
- Played in 12 games in 2021, making six tackles and two pass breakups.
- Made six appearances as a reserve cornerback in 2020. Recorded two tackles and half a tackle for loss.
- Played in the first six games of the 2019 campaign, registering two tackles and a half tackle for loss.

IF YOU HAVEN'T HERD

LIMITLESS ENERGY

When Western Michigan's Keni-H Lovely gallops through the smoke and emerges from Waldo Stadium's tunnel for his final time on Tuesday, he'll be carrying limitless energy.

Energy that'll be airborne and that's been a mainstay in Kalamazoo. Lovely, no matter what, has kept that same energy.

And it's been the heartbeat to Western Michigan football.

"I've just tried to be the same person every day – being the spark plug and the jumper cables," the senior cornerback said. "It's hard to be the same person every day, and everybody has their ups and downs, like I do, and everybody does ..."

"But you need somebody."

Lovely's infectious spirit has been that somebody – even despite the Broncos' growing pains under first-year head coach Lance Taylor. WMU (4-7, 3-4 MAC) lost out on its bowl hopes last week in a shutout loss to Northern Illinois.

Maintaining vibrancy through that alone is a tall task. But it's been especially true for Lovely, a Bronco that's perhaps been through the strongest of storms lately.

(MLive.com, Matthew Ehler, November 21, 2023)

PERSONAL

Is the son of Roslyn Banks and Kenneth Lovely. Earned a degree in recreation: sport management. Brothers James (Packers) and Joe Looney (49ers) were drafted into the NFL. James spent two seasons on the Packers practice square. Joe played 91 NFL games for the 49ers, Titans and Cowboys. Played football and ran track at Atlantic High School.



P | 8

SAM MARTIN

AGE: 34 (February 27, 1990) | HT: 6-1 | WT: 211

COLLEGE: Appalachian State | NFL EXP: 11 Years

HOMETOWN: Fayetteville, GA | ACQUIRED: Free Agent (2022)

X SamMartin_6

IG sammartin_6

FIRST-AND-10

SAM MARTIN joined the Bills in 2022 after spending two seasons with the Denver Broncos (2020-21). Martin entered the NFL in 2013 as a fifth round pick of the Detroit Lions, where he played until 2019. Became the first Bills punter to earn AFC Special Teams Player of the month since 2006.

SHOUTOUTS

- Finished 2023 with 24 punts inside-the-20 this season, most by a Bills punter since Corey Bojorquez had club-record 34 in 2019.
- Collected his first AFC Special Teams Player of the Month December/January. During that time Martin led the AFC in percentage of punts inside the 20 (64.7%), inside the 10 (29.4%), and inside the 5 (11.8%). He also limited opponents to an average starting field position of their own 19.1 yard line, which led all AFC punters.
- Recorded 6 punts inside the 20 vs NE (12/31/23) which is a new Bills single-game record and most of his career (5 vs TEN 9/18/16). The old mark, 5, had been done 11 previous times, last by Corey Bojorquez at MIN (9/23/18).
- Averaged 52.3 yards on four punts (209 total) at LAC (12/23/23) his highest this season and downed three punts inside the 20.
- Downed three punts inside the 10 yard line vs TB (10/26/23) at the 3, 4, and 8 yard line.
- Had 1 punt of 55 yards at NE (10/22/23). His 55 yard punt gave him a 50+ yd. kick in 7th straight game the longest streak by a Bill since Corey Bojorquez had 8-game streak in 2020.
- Recorded a 70 yard punt at WAS (9/24/23) the third longest of his career.
- Averaged 47.7 yards per punt in 2022, ranking 3rd highest in club history (min. 40 punts). His net avg. was 41.3 which is the 2nd highest in a season by a Bills punter behind 44.0 by Corey Bojorquez in 2020.

IF YOU HAVEN'T HERD

TICKETS TO BROADWAY

During the offseason, Martin gifted his parents tickets for the hit Broadway show "The Music Man". The show was set to take place on Mother's Day, but a schedule conflict ended up preventing Martin's parents from attending. With two \$600 tickets freed up just days before the show, Martin decided to use the tickets to make someone else's Mother's Day. "So rather than resell them with it being on Mother's Day, we thought this is a perfect opportunity to help another family to go," Martin told 9News. "If not, the tickets would have gone to waste. It was more so my mom and dad's idea. Really my mom said, 'How 'bout for Mother's Day, your gift to me is to donate them.'"

Through his agency, Athlete's First, Martin connected with a single mother and daughter that he gifted the tickets to. "We got in touch with the daughter and she said it was something her mother really needed and could use right now," Martin said. "It had been a while since they've been able to do anything really, anything fun. It wound up being kind of a perfect little storm."

PERSONAL

Son of Tom and Debbie. In addition to football, played soccer in high school and earned all-state honors as a junior. Launched the Sam Martin Foundation in 2016 to help improve the lives of children with mental and physical conditions as well as animal welfare.

BUFFALO TRACKS

Martin has averaged 46.2 yards per punt over his career (41.1 net). His longest punt went 72 yards and happened in 2013.

His best season statistically occurred in 2016 when he averaged 48.6 yards per punt (44.2 net). In 2018, 32 of his 74 punts were downed in the 20. Over his career, 262 of his 701 punts were downed in the 20.



SAM MARTIN'S NFL REGULAR SEASON PUNTING STATISTICS

DATE	TEAM	GP	NO.	YDS.	AVG.	OPP. RET.	YDS.	NET YDS.	AVG.	TB	IN20	LG	BK
2013	Lions	16	72	3,399	47.2	32	250	2,949	40.4	10	22	72	1
2014	Lions	16	68	3,138	46.1	30	311	2,727	40.1	5	29	71	0
2015	Lions	16	80	3,679	46.0	43	263	3,356	42.0	3	25	66	0
2016	Lions	16	62	3,010	48.5	35	210	2,740	44.2	3	23	63	0
2017	Lions	10	41	1,779	43.4	26	116	1,543	37.6	6	13	64	0
2018	Lions	16	74	3,310	44.7	29	332	2,898	39.2	4	32	61	0
2019	Lions	16	76	3,445	45.3	29	130	3,175	41.8	7	31	62	0
2020	Broncos	16	65	3,040	46.8	28	226	2,734	41.4	4	19	69	1
2021	Broncos	17	67	3,083	46.0	24	154	2,869	42.8	3	28	68	0
2022	Bills	16	45	2,146	47.7	16	145	1,901	41.3	5	16	67	1
2023	Bills	17	51	2,334	45.8	19	237	2,037	39.9	3	24	70	0
TOTALS		172	701	32,363	46.2	311	2,374	28,929	41.1	53	262	72	3

SAM MARTIN'S NFL POSTSEASON PUNTING STATISTICS

DATE	TEAM	GP	NO.	YDS.	AVG.	OPP. RET.	YDS.	NET YDS.	AVG.	TB	IN20	LG	BK
2014	Lions	1	4	142	35.5	0	0	142	35.5	0	1	48	0
2016	Lions	1	5	232	46.4	1	5	227	45.4	0	2	55	0
2022	Bills	2	9	418	46.4	4	78	320	35.6	1	3	53	0
2023	Bills	2	5	223	44.6	2	27	196	39.2	0	2	52	0
TOTALS		6	23	1,015	44.1	7	110	885	38.5	1	8	55	0

SINGLE-GAME HIGHS: PUNTER

Punts 10 vs. Baltimore Ravens, Oct 03, 2021
Gross Punting Yards 491 vs. Baltimore Ravens, Oct 03, 2021
Gross Punting Avg 58.8 at Indianapolis Colts, Sep 11, 2016
Net Punting Yards 387 vs. Baltimore Ravens, Oct 03, 2021
Net Punting Avg 55.5 at Indianapolis Colts, Sep 11, 2016
Longest Punts 72 at Washington Commanders, Sep 22, 2013
Inside the 20 6 vs. New England Patriots, Dec 31, 2023

Pass Attempts 2 vs. Miami Dolphins, Nov 09, 2014
Pass Completions 2 vs. Miami Dolphins, Nov 09, 2014
Yards Passing 27 vs. Miami Dolphins, Nov 09, 2014
Rush Attempts 1 at Pittsburgh Steelers, Sep 20, 2020
Rushing Yards 3 at Pittsburgh Steelers, Nov 17, 2013
Longest Runs 3 at Pittsburgh Steelers, Nov 17, 2013
Special Teams Tackles 1 vs. Kansas City Chiefs, Sep 29, 2019



C/G | 66

CONNOR McGOVERN

AGE: 26 (November 3, 1997) | HT: 6-6 | WT: 318

COLLEGE: Penn State

NFL EXP: 6 Years

HOMETOWN: Larksville, PA

ACQUIRED: Free Agent (2023)

✕ [Condor_McGovern](#)

📷 [connor_mcgovern66](#)

FIRST-AND-10

CONNOR McGOVERN signed a three-year contract with the Bills in 2023. McGovern originally entered the NFL as a third round pick (90th overall) of the Cowboys in 2019 out of Penn State.

SHOUTOUTS

- During his first year in Buffalo, started all 17 regular season games and both of the team's playoff games. Was an integral part of an offensive line that allowed the fewest sacks in the NFL (24).
- Facing off with his old team the Cowboys (12/17/23), helped the Bills rush for 266 yards en route to a 31-10 W.
- Started a career-high 15 games during the 2022 regular season, with 14 games at left guard and one at center.
- In 2021, started six of the 16 games he played, seeing most of his time as a reserve lineman, who lined up at several positions throughout the offense as an extra blocker.
- Played in 14 games in 2020, starting eight at right guard in place of Zack Martin. Made his first career start playing at right guard at Was. (10/25/20).
- Was drafted in the third round (90th overall) of the 2019 draft by Dallas. Did not play in his rookie season (injury).
- Started 34 of 39 games played in college while with the Nittany Lions. Earned Third-Team All-Big Ten honors and won the team's Dick Maginnis Memorial Award (given to an outstanding offensive lineman) in 2018.

BUFFALO TRACKS

REGULAR SEASON GAMES PLAYED/STARTED

2020 (Dal, 14/8), 2021 (Dal, 16/6), 2022 (Dal, 15/15), 2023 (Buf, 17/17) ... Totals (62/46)

POST-SEASON GAMES PLAYED/STARTED

2021 (Dal, 1/0), 2022 (Dal, 2/1), 2023 (Buf, 2/2) ... Totals (5/3)

IF YOU HAVEN'T HERD

SUPER BOWL STITCHES & PIZZA PIES

Connor McGovern, just 4 years old at time, was running around the linoleum floors with friends, planted his foot in a dog's water bowl and wiped out. "I was a little kid, screwing around in the kitchen, hit the corner wall," McGovern said. "So, I split my head open, so I had to go the ER, and the game was on." That game was Super Bowl XXXVI, a showdown between the underdog New England Patriots and the St. Louis Rams. His family rushed him to the hospital – both to get him treated and to catch the end of the game. Growing up in Larksville, Pennsylvania, the McGovern family was split mainly into Eagles and Steelers fans. Connor wanted to be different. At Wilkes-Barre General Hospital, McGovern first made a proclamation. Then, Adam Vinatieri made a 48-yard field goal as time ran out. "I told my parents whoever won that game I'll be a fan of," McGovern said. "And that's how I became a Patriots fan." The Patriots went on to win 20-17. McGovern got about seven stitches in his head and healed up fine. ... When McGovern was in Dallas, he started learning how to cook and bake more often. "Over like the two years of COVID and everything, started perfecting it, tweaking things how I like it," McGovern said. "And then finally built up the confidence, and then every few weeks I'd have the O-line over down there and start making them (pizza and) got more and more comfortable with it."

(Buffalo News, Katherine Fitzgerald, October 21, 2023)

THE STAMPEDE

Favorite TV show: South Park

Favorite Movie: Step Brothers

Hobbies/talents: Cooking & building gaming PCs

PERSONAL

Son of Maureen and Jim McGovern. Him and his wife, Delaney, have a daughter, Tatum. Has two brothers, AJ and Tyler. Mother, Maureen, played basketball at King's College. Father, Jim, played football at Colgate. Also played basketball and participated in track & field while attending Lake-Lehman High School. Majored in agribusiness management.



TE | 83

TRE' MCKITTY

AGE: 25 (January 12, 1999) | HT: 6-4 | WT: 246

COLLEGE: Georgia

NFL EXP: 4 Years

HOMETOWN: Wesley Chapel, FL

ACQUIRED: Free Agent (2023)

X T_mckitty

📷 tremckitty

FIRST-AND-10

TRE' MCKITTY signed to the Bills practice squad on November 7, 2023. McKitty originally entered the NFL as a third round draft pick (97th overall) by the Los Angeles Chargers in 2021.

SHOUTOUTS

- Appeared in 34 career games for the Chargers from 2021-23, recording 16 receptions for 117 yards.
- Began the 2023 season with the Chargers, playing in six games.
- Appeared in all 17 games and during the 2022 season, making eight starts. Also started in the team's AFC Wild Card matchup against the Jacksonville Jaguars and recorded two receptions for 16 yards.
- Registered 3 catches for a career-high 24 yards in a win vs. LV (9/11/22).
- Started 4 of 11 appearances as a rookie in 2021. Hauled in 4 catches for 45 yards.
- Logged his first career catch on a 7-yard pass from Justin Herbert vs. Pit. (11/21/21).
- Made his NFL debut vs. New England (10/31/21).
- Played three seasons at Florida State (2017-19) before transferring to the Georgia (2020). Played in 42 career games in college, totaling 56 receptions for 628 yards and three touchdowns.
- Over his three seasons with the Seminoles, McKitty registered 50 receptions for 520 yards and two touchdowns.

PERSONAL

Son of BJ and Anna McKitty. Earned a degree in criminology from Florida State. Prepped at IMG Academy in Bradenton, Florida. Earned his pilot's license and enjoys flying in his free time.

IF YOU HAVEN'T HERD

AIR TIME

Since he was young, Tre' McKitty always thought about the possibility of becoming a pilot.

"My uncle started flying when I was young and I've always been interested in flying since I was 5 or 6 years old. I started flying in college, actually," McKitty said in a video feature on chargers.com. "I didn't really want to be an airline pilot or anything. Just being able to fly as much as I want and have my own plane would be really awesome."

With the help of Florida State's Division of Student Affairs, McKitty started pursuing his pilot's license while in college. When he transferred to Georgia, he continued training with a school there and after being drafted by the Chargers, he finished his lessons in Los Angeles.

"My first solo was probably the coolest thing. And then, my first cross country which was actually very recent...I think since my first solo, it definitely grew my confidence a lot. Being in the plane by myself where I didn't have my instructor, if anything went wrong I would have to deal with it myself, I don't have anyone there to help me."

"Football or not, I still want to fly because it's fun. It's like yoga for me. It's like meditation being in the air."

THE STAMPEDE

High school teammates in the NFL: Grant Delpit, KJ Hamler, Ceser Ruiz, Andre Cisco, Kellen Mond, Evan Neal, Robert Hainsey, Robert Beal

Favorite players growing up: Tony Gonzalez, Antonio Gates, Derrick Brooks

Favorite musician: Drake

Bucket list item: Visiting the 7 Wonders of the World

Dream golf foursome: Me, LeBron, Lewis Hamilton, Drake

Favorite TV show: Game of Thrones

Favorite food: Oxtail



TRE' MCKITTY'S NFL REGULAR SEASON RUSHING/RECEIVING STATISTICS

		RECEIVING							RUSHING				
DATE	TEAM	GP	GS	NO.	YDS.	AVG.	LG	TD	NO.	YDS.	AVG.	LG	TD
2021	Chargers	11	4	6	45	7.5	12	0	0	0	0.0	0	0
2022	Chargers	17	8	10	72	7.2	12	0	0	0	0.0	0	0
2023	Chargers	6	0	0	0	0.0	0	0	0	0	0.0	0	0
2023	Bills	0	0	0	0	0.0	0	0	0	0	0.0	0	0
2023	TOTAL	6	0	0	0	0.0	0	0	0	0	0.0	0	0
TOTALS		34	12	16	117	7.3	12	0	0	0	0.0	0	0

TRE' MCKITTY'S NFL POSTSEASON RUSHING/RECEIVING STATISTICS

		RECEIVING							RUSHING				
DATE	TEAM	GP	GS	NO.	YDS.	AVG.	LG	TD	NO.	YDS.	AVG.	LG	TD
2022	Chargers	1	1	2	16	8.0	11	0	0	0	0.0	0	0
2023	Bills	0	0	0	0	0.0	0	0	0	0	0.0	0	0
TOTALS		1	1	2	16	8.0	11	0	0	0	0.0	0	0

TRE' MCKITTY'S NFL REGULAR SEASON RETURN STATISTICS

		KICKOFF RETURNS						PUNT RETURNS					
DATE	TEAM	RET.	YDS.	AVG.	LG	TD	NO.	FC	YDS.	AVG.	LG	TD	
2021	Chargers	0	0	0.0	0	0	0	0	0	0.0	0	0	
2022	Chargers	0	0	0.0	0	0	0	0	0	0.0	0	0	
2023	Chargers	0	0	0.0	0	0	0	0	0	0.0	0	0	
2023	Bills	0	0	0.0	0	0	0	0	0	0.0	0	0	
2023	TOTAL	0	0	0.0	0	0	0	0	0	0.0	0	0	
TOTALS		0	0	0.0	0	0	0	0	0	0.0	0	0	

TRE' MCKITTY'S NFL POSTSEASON RETURN STATISTICS

		KICKOFF RETURNS						PUNT RETURNS					
DATE	TEAM	RET.	YDS.	AVG.	LG	TD	NO.	FC	YDS.	AVG.	LG	TD	
2022	Chargers	0	0	0.0	0	0	0	0	0	0.0	0	0	
2023	Bills	0	0	0.0	0	0	0	0	0	0.0	0	0	
TOTALS		0	0	0.0	0	0	0	0	0	0.0	0	0	

SINGLE-GAME HIGHS: RECEIVING

- Receptions** 3 at San Francisco 49ers, Nov 13, 2022
- Receiving Yards** 24 vs. Las Vegas Raiders, Sep 11, 2022
- Receiving Average** 8.0 vs. Las Vegas Raiders, Sep 11, 2022
- Longest Receptions** 12 vs. Las Vegas Raiders, Sep 11, 2022

- All-Purpose Yards** 24 vs. Las Vegas Raiders, Sep 11, 2022
- Special Teams Tackles** 1 at Las Vegas Raiders, Jan 09, 2022
- Miscellaneous Tackles** 1 vs. Seattle Seahawks, Oct 23, 2022



LB | 58

MATT MILANO

AGE: 29 (July 24, 1994) | HT: 6-1 | WT: 223

COLLEGE: Boston College

NFL EXP: 8 Years

HOMETOWN: Orlando, FL

ACQUIRED: Free Agent (2024)

✕ MatthewMilano

📷 matthewmilano

FIRST-AND-10

MATT MILANO signed a two-year contract extension with the Bills in 2023, extending his stay in Buffalo through 2026 after originally being drafted by the team in the fifth round (163rd overall) out of Boston College in 2017.

SHOUTOUTS

- Named a First-Team All-Pro and to the Pro Bowl in 2022.
- Tallied INTs in three consecutive regular season games (1/8/23 vs. NE, 9/11/23 at NYJ & 9/17/23 vs. LVR), becoming the first Bills LB to do so since Kiko Alonso ('13).
- Named AFC Defensive Player of the Week in Week 11 of the 2022 season after becoming the first player with at least 10 tackles, three tackles for loss, one sack and a fumble recovery in a single game since Ryan Shazier (Week 2, 2015) in the Bills win vs. Cle. (11/20).
- Intercepted a Ryan Tannehill pass and returned it 43 yards for a touchdown vs. Ten. (9/19/22). The INT TD return marked the first by a Bills LB since Preston Brown in 2015.
- Finished the 2018 season as the only player in the NFL with 75+ tackles, 3+ interceptions and 3+ fumble recoveries.
- Had an interception, sack and FR at Min. (9/23/18), becoming the first Bills player to have all three in a game since Troy Vincent on 12/12/04. Named AFC Defensive Player of the Week after his performance against the Vikings (9/23/18).
- Had interceptions in consecutive games (at NYJ (11/11/18), vs. Jax. (11/25/18)), making him the first Bills LB with a INT streak since 2015 (AJ Tarpley).

PERSONAL

Is the son of Mike and Janet Milano. Graduated with degrees in Psychology and Communications from Boston College. He has a brother, Michael, and sister, Gina.

IF YOU HAVEN'T HERD

OVERCOMING THE ODDS

Milano grew up in a football hotbed in Florida and was a three-star recruit when he began to look at college. During his senior year, he was named Orlando Sentinel's Defensive Player of the Year and opted to take his talents to Boston College. The transition was not seamless however, and he only logged five tackles during his freshman season. Milano says that the transition from different levels of football is the biggest obstacle he has had to overcome. The jump from college to NFL was also a tough challenge for the linebacker, but Milano made the most of it, earning a starting role by the end of the 2017 season.

WORLD TRAVELER

In his free time, Milano enjoys traveling, not only throughout the country, but all over the world. He has been to Costa Rica and hopes to one day travel the globe. "It's important getting out from the bubble you live in at the time and experiencing something new," Milano told the Buffalo News, "seeing somebody else's culture, what they kind of do during the day, who's around there, and just meeting new people."

THE STAMPEDE

- First sports jersey:** Jets WR Wayne Chrebet
- Favorite gas station snack:** Chomps
- Favorite movie:** Good Fellas
- Favorite TV show:** Anything on YouTube
- Favorite musical artist:** Franky Rizarido
- Favorite food:** Joe Micca's handmade pasta
- Favorite vacation spot:** Italy

BUFFALO TRACKS

INTERCEPTIONS (LBS, 2022-WEEK 5 2023)

Player	INTs
1. Matt Milano	5
2t. Devin Lloyd	3
2t. Roquan Smith	3
2T. Logan Wilson	3



MATT MILANO'S NFL REGULAR SEASON DEFENSIVE STATISTICS

DATE	TEAM	GP	GS	TACKLES							INTERCEPTIONS					FUMBLES				ST					
				TK	S	A	TFL	YDS	SK	YDS	QBH	NO	YDS	LG	TD	PD	FF	FR	TD	YDS	TK	S	A	FF	FR
2017	Bills	16	5	43	29	14	3	6	0.0	0.0	2	1	15	15	0	2	0	1	1	40	6	3	3	1	0
2018	Bills	13	13	78	52	26	12	33	1.0	8.0	3	3	41	29	0	7	0	3	0	0	0	0	0	0	0
2019	Bills	15	15	100	64	36	7	31	1.5	12.5	7	0	0	0	0	9	1	1	0	0	1	1	0	0	0
2020	Bills	11	6	45	35	10	4	22	3.5	24.0	9	1	0	0	0	3	0	0	0	0	0	0	0	0	0
2021	Bills	16	16	86	57	29	15	48	3.0	27.0	6	0	0	0	0	5	0	2	0	0	0	0	0	0	0
2022	Bills	15	15	99	72	27	12	41	1.5	11.5	7	3	84	43+	1	11	0	2	0	0	0	0	0	0	0
2023	Bills	5	5	30	18	12	1	4	0.0	0.0	1	2	16	13	0	2	1	0	0	0	0	0	0	0	0
TOTALS		91	75	481	327	154	54	185	10.5	83.0	35	10	156	43T	1	39	2	9	1	40	7	4	3	1	0

MATT MILANO'S NFL POSTSEASON DEFENSIVE STATISTICS

DATE	TEAM	GP	GS	TACKLES							INTERCEPTIONS					FUMBLES				ST					
				TK	S	A	TFL	YDS	SK	YDS	QBH	NO	YDS	LG	TD	PD	FF	FR	TD	YDS	TK	S	A	FF	FR
2017	Bills	0	0	0	0	0	0	0	0.0	0.0	0	0	0	0	0	0	0	0	0	0	0	0	0	0	0
2019	Bills	1	1	12	8	4	1	4	0.0	0.0	1	0	0	0	0	0	0	0	0	0	0	0	0	0	0
2020	Bills	3	3	25	16	9	0	0	0.0	0.0	1	0	0	0	0	3	0	0	0	0	0	0	0	0	0
2021	Bills	2	2	16	10	6	0	0	0.0	0.0	1	0	0	0	0	1	0	0	0	0	0	0	0	0	0
2022	Bills	2	2	20	15	5	4	20	3.0	18.0	4	0	0	0	0	1	0	0	0	0	0	0	0	0	0
2023	Bills	0	0	0	0	0	0	0	0.0	0.0	0	0	0	0	0	0	0	0	0	0	0	0	0	0	0
TOTALS		8	8	73	49	24	5	24	3.0	18.0	7	0	0	0	0	5	0	0	0	0	0	0	0	0	0

SINGLE-GAME HIGHS: DEFENSIVE

Total Tackles 13 at Baltimore Ravens, Oct 02, 2022
Solo Tackles 11 at Baltimore Ravens, Oct 02, 2022
Sacks 1.0 vs. Cleveland Browns, Nov 20, 2022
Passes Defensed 3 vs. Denver Broncos, Nov 24, 2019
Forced Fumbles 1 vs. Miami Dolphins, Oct 01, 2023

Fumble Recoveries 1 vs. New York Jets, Dec 11, 2022
Tackles For Loss 3 vs. Cleveland Browns, Nov 20, 2022
Interceptions 1 vs. Las Vegas Raiders, Sep 17, 2023
Special Teams Tackles 2 vs. New York Jets, Sep 10, 2017
Longest Opp Fumble Return 40 vs. Oakland Raiders, Oct 29, 2017



LB | 40

VON MILLER

AGE: 35 (March 26, 1989) | HT: 6-3 | WT: 250

COLLEGE: Texas A&M

NFL EXP: 14 Years

HOMETOWN: DeSoto, TX

ACQUIRED: FA (2022)

X VonMiller

📷 vonmiller

FIRST-AND-10

VON MILLER signed a 6-year contract with the Bills on March 17, 2022 after helping the Rams capture Super Bowl LVI. The 2nd overall pick in 2011 by Denver, Miller spent the first 10+ seasons of his career with the Broncos before being traded to the Rams on November 2, 2021. One of the league's all-time prolific pass rushers, the 8-time Pro Bowler leads the NFL in sacks since entering the league.

SHOUTOUTS

- The future Hall of Famer's career: 8 Pro Bowl selections, three 1st-team All-Pro honors, four 2nd-team All-Pro honors, two Super Bowl championships, a Super Bowl MVP award, defensive rookie of the year honors, and a spot on the NFL's All-Decade team of the 2010's.
- Leads all players in sacks since entering the NFL in 2011 (123.5). Ranks 19th on the NFL's all-time list.
- Tied for 11th in NFL history with 10.5 sacks in the postseason. Tied with Charles Haley for most sacks in Super Bowl history (4.5).
- Recorded the 5th-most sacks all-time in a single decade (112.5) from 2010-19.
- Is Denver's all-time leader in sacks (110.5).
- Registered 2 sacks of Patrick Mahomes in win at KC (9/16/22).
- Posted two sacks at LAR (9/8/22), his 4th multi-sack outing on opening day.
- Recorded 2 sacks for the Rams in their Super Bowl LVI win vs. Cin. (2/13/22).
- Named Super Bowl 50 MVP for Denver with 6 tackles, 2.5 sacks, and 2 forced fumbles in 24-10 win vs. Car. (2/7/16).
- Named NFL Defensive Rookie of the Year in 2011 after tallying 11.5 sacks.

IF YOU HAVEN'T HERD

VON'S VISION

Inspired by his own vision issues growing up, Miller created Von's Vision Foundation in 2012.

The mission of Von's Vision is to provide low-income students with eye care and fashionable corrective eye wear they need to be their best in the classroom and in life.

Since its inception, Von's Vision has gifted over \$5.1 million in eye care and eye wear to students in need across the country.

"I wear glasses, they wear glasses and if we don't connect any other way, we both wear glasses and we both struggle with our vision," Miller said "And you can be cool doing it."



PERSONAL

Is the son of Von and Gloria Miller. Has two sons named Valor and Victory. Received the 2019 Jefferson Award for Outstanding Public Service in Sports. Chosen as the Broncos 2018 Walter Payton Man of the Year nominee in 2018. Enjoys listening to heavy metal music for meditation. Majored in university studies with a concentration in agriculture and life sciences. Owns an organic chicken farm in Elgin, TX called Greener Pastures Chicken.



PASS RUSH SUMMIT

The future Hall of Famer conducts his annual Von Miller Pass Rush Summit each summer in Nevada, a two-day event which attracts players from around the NFL. "To be able to walk and talk and go through moves and mindset with guys around the league I respect is huge for me," Miller told the Buffalo News. "I'm a pass rusher and this is a fraternity of brothers. I want all these guys to have success."



FUTURE GENERAL MANAGER

Miller has made it no secret he aspires to become an NFL general manager once his playing days are over. He uses as much time as possible to soak in knowledge from Bills general manager Brandon Beane, including a job shadow experience at the 2023 NFL Combine.

"He's just a great human being," Miller told the Buffalo News of Beane. "He opened the door. He watered my plant. He easily could have said, 'Man, you oughta be focused on football,' which I would have gladly did, but for him to water the plant for me is great. And I just feel extremely humbled and blessed to have this opportunity here at the combine."

"I can't just stay boxed in. I got to be able to plan and forecast: 'OK, when this doesn't work, what am I going to do next?' You got to be able to balance those two things."

"There are moments in life where you... have to be where your feet are," Miller said. "There are moments, too, where I gotta be here, but I still gotta be looking for what's next."

THE STAMPEDE

Pre-game ritual: Listens to "In The Air Tonight" by Phil Collins

Favorite TV show: Bill Dance fishing shows

Favorite movie producer: M. Night Shyamalan

Favorite actor: Mark Wahlberg

Dream vacation spot: Dubai

Favorite players growing up: DeMarcus Ware and Dirk Nowitzki

Favorite food: Oxtails, plantains, beans and rice

BUFFALO TRACKS

MOST SACKS BY ACTIVE PLAYERS

1. Von Miller, Buffalo	123.5
2. Cam Jordan, New Orleans	117.5
3. Khalil Mack, LA Chargers	101.5
4. T.J. Watt, Pittsburgh	96.5

MOST SACKS IN NFL POSTSEASON HISTORY

1. Willie McGinest	16.0	(18 games)
2. Bruce Smith	14.5	(20 games)
3. Frank Clark	13.5	(17 games)
4. Terrell Suggs	12.5	(21 games)
5. Reggie White	12.0	(19 games)
6t. LaMarr Woodley	11.0	(8 games)
6t. Clay Matthews	11.0	(15 games)
6t. Charles Haley	11.0	(21 games)
6t. Dwight Freeney	11.0	(22 games)
6t. James Harrison	11.0	(22 games)
11t. Von Miller	10.5	(11 games)
11t. Richard Dent	10.5	(12 games)





VON MILLER'S NFL REGULAR SEASON DEFENSIVE STATISTICS

DATE	TEAM	GP	GS	TACKLES							INTERCEPTIONS				FUMBLES			ST			MISC					
				TK	S	A	TFL	YDS	SK	YDS	QBH	NO	YDS	LG	TD	PD	FF	FR	TD	YDS	TK	S	A	FF	FR	S
2011	Broncos	15	15	64	50	14	19	0	11.5	77.0	29	0	0	0	4	2	0	0	0	0	0	0	0	0	0	0
2012	Broncos	16	16	68	55	13	28	0	18.5	129.5	25	1	26	26	1	2	6	0	0	0	0	0	0	0	0	0
2013	Broncos	10	10	34	27	7	9	24	5.0	29.0	10	0	0	0	0	1	3	1	1	60	0	0	0	0	0	0
2014	Broncos	16	16	60	43	17	16	101	14.0	82.5	27	0	0	0	0	2	1	1	0	2	0	0	0	0	0	0
2015	Broncos	16	16	35	30	5	9	61	11.0	78.0	32	0	0	0	0	1	4	3	0	0	0	0	0	0	0	0
2016	Broncos	16	16	78	62	16	13	49	13.5	65.0	25	0	0	0	0	3	3	0	0	0	0	0	0	0	0	0
2017	Broncos	16	16	57	51	6	17	81	10.0	64.5	23	0	0	0	0	3	2	1	0	0	0	0	0	0	0	0
2018	Broncos	16	16	48	29	19	14	79	14.5	88.0	26	1	42	42	0	3	4	3	0	3	0	0	0	0	0	0
2019	Broncos	15	15	46	33	13	10	31	8.0	32.5	20	0	0	0	0	2	0	0	0	0	0	0	0	0	0	0
2020	Broncos	0	0	0	0	0	0	0	0.0	0.0	0	0	0	0	0	0	0	0	0	0	0	0	0	0	0	0
2021	Broncos	7	7	19	10	9	7	33	4.5	25.0	9	0	0	0	0	0	0	0	0	0	0	0	0	0	0	0
2021	Rams	8	8	31	23	8	12	40	5.0	31.0	8	0	0	0	0	1	1	0	0	0	0	0	0	0	0	0
2021	TOTAL	15	15	50	33	17	19	73	9.5	56.0	17	0	0	0	0	1	1	0	0	0	0	0	0	0	0	0
2022	Bills	11	11	21	18	3	10	51	8.0	54.0	12	0	0	0	0	2	1	0	0	0	0	0	0	0	0	0
2023	Bills	12	0	3	2	1	0	0	0.0	0.0	3	0	0	0	0	0	0	0	0	0	0	0	0	0	0	0
TOTALS		174	162	564	433	131	164	550	123.5	756.0	249	2	68	42	1	24	27	9	1	65	0	0	0	0	0	0

VON MILLER'S NFL POSTSEASON DEFENSIVE STATISTICS

DATE	TEAM	GP	GS	TACKLES							INTERCEPTIONS				FUMBLES			ST			MISC					
				TK	S	A	TFL	YDS	SK	YDS	QBH	NO	YDS	LG	TD	PD	FF	FR	TD	YDS	TK	S	A	FF	FR	S
2011	Broncos	2	2	3	3	0	2	0	1.0	4.0	3	0	0	0	0	0	0	0	0	0	0	0	0	0	0	0
2012	Broncos	1	1	9	7	2	0	0	0.5	3.5	2	0	0	0	0	0	0	0	0	0	0	0	0	0	0	0
2014	Broncos	1	1	6	5	1	2	6	0.0	0.0	1	0	0	0	0	0	0	0	0	0	0	0	0	0	0	0
2015	Broncos	3	3	13	11	2	2	10	5.0	40.0	6	1	4	4	0	2	2	0	0	0	0	0	0	0	0	0
2021	Rams	4	4	14	12	2	6	28	4.0	29.0	6	0	0	0	0	1	1	1	0	0	0	0	0	0	0	0
2022	Bills	0	0	0	0	0	0	0	0.0	0.0	0	0	0	0	0	0	0	0	0	0	0	0	0	0	0	0
2023	Bills	2	0	2	1	1	0	0	0.0	0.0	0	0	0	0	0	0	0	0	0	0	0	0	0	0	0	0
TOTALS		13	11	47	39	8	12	44	10.5	76.5	18	1	4	4	0	3	3	1	0	0	0	0	0	0	0	0

SINGLE-GAME HIGHS: DEFENSIVE

Total Tackles 10 vs. Kansas City Chiefs, Nov 27, 2016
Solo Tackles 9 vs. Kansas City Chiefs, Nov 27, 2016
Sacks 3.0 vs. Seattle Seahawks, Sep 09, 2018
Passes Defensed 2 vs. Cincinnati Bengals, Sep 18, 2011
Forced Fumbles 2 at Arizona Cardinals, Oct 18, 2018

Fumble Recoveries 1 vs. Los Angeles Chargers, Dec 30, 2018
Tackles For Loss 5 at New England Patriots, Oct 07, 2012
Interceptions 1 at Los Angeles Chargers, Nov 18, 2018
Interception Return Yards 42 at Los Angeles Chargers, Nov 18, 2018
Longest Opp Fumble Return 60 at New England Patriots, Nov 24, 2013



TE | 85

QUINTIN MORRIS

AGE: 25 (January 21, 1999) | HT: 6-2 | WT: 243

COLLEGE: Bowling Green

NFL EXP: 3 Years

HOMETOWN: Richmond, TX

ACQUIRED: UDFA (2021)

X [QuintinMorris_](#)

IG [quintinmorris_](#)

FIRST-AND-10

QUINTIN MORRIS re-signed with the Bills on March 8, 2024. Morris was originally signed by the Bills as an undrafted free agent in 2021.

SHOUTOUTS

- Since joining the Bills in 2021, Morris has played in 29 regular season games and recorded 10 receptions for 110 yards and two touchdowns. He's also played in four postseason contests.
- Played in a career-high 15 games in 2023.
- Scored the game winning touchdown vs. NYG (10/15/23) on a 15-yard pass from Josh Allen. The touchdown was the second of his career.
- Appeared in 14 games with one start in 2022. Also played in both postseason contests, making one start.
- Scored his first-career NFL touchdown on a 14-yard pass vs. MIA (12/17/22).
- Recorded first forced fumble of his NFL career on special teams and then later recovered first fumble of his career vs. DET (11/24/22).
- Made his NFL debut vs. TEN (9/19/22) and recorded his first NFL reception on a 6-yard gain.
- Completed his four-year career at Bowling Green with 125 catches for 1,529 yards and 13 touchdowns.
- Named first-team All-MAC in 2020 with 20 receptions for 248 yards in 5 games.

PERSONAL

Is the son of Eddie and Vanessa Morris. Eddie played football at Mississippi Valley State and Vanessa is in the MYSU hall of fame for basketball. Has two brothers, Evan and Antoine. Enjoys doing community work with the Special Olympics. Majored in health science.

IF YOU HAVEN'T HERD

UNDRAFTED UNDERDOG

Quintin Morris is the undrafted underdog. For a year, the Buffalo Bills tight end's nameplate was spelled incorrectly, as "Quinton" for a year after Morris made the practice squad for the 2021 season.

"Being a practice squad guy, they're not really expecting me to come in here and make any impact," Morris said. "For me, it was just really showing the coaches, showing the team that I can be a guy you trust to go out there and perform."

The odds were against Morris to make a stacked Bills 53-man roster, but there's no quit in the Morris family, a lesson Quintin learned from his big brother Evan.

"He gave Quintin motivation because watching his brother overcome so many obstacles, he had no excuse. So he made it work," Quintin's father Eddie Morris said about his sons.

"It was very disheartening when Evan was born. He was born a premie. He was unheard of. He was a pound and six ounces."

"He started out in the hospital the first six months of his life. ... They didn't expect him to make it, but here he is," Vanessa said.

Here is Evan, at 26 years old, highly functional and a Special Olympics star.

(WGRZ, Julianne Pelusi, December 10, 2022)

THE STAMPEDE

Dream vacation spot: Dubai

Favorite musician: Lil Baby

Favorite TV show: The Bernie Mac Show

Favorite movie: Fast & Furious

Go-to gas station snack: Funyuns

Least favorite household chore: Trash



QUINTIN MORRIS' NFL REGULAR SEASON RUSHING/RECEIVING STATISTICS

DATE	TEAM	GP	GS	RECEIVING					RUSHING					
				NO.	YDS.	AVG.	LG	TD	NO.	YDS.	AVG.	LG	TD	
2021	Bills	0	0	0	0	0.0	0	0	0	0	0	0.0	0	0
2022	Bills	14	1	8	84	10.5	26	1	0	0	0.0	0	0	
2023	Bills	15	0	2	26	13.0	15†	1	0	0	0.0	0	0	
TOTALS		29	1	10	110	11.0	26	2	0	0	0.0	0	0	

QUINTIN MORRIS' NFL POSTSEASON RUSHING/RECEIVING STATISTICS

DATE	TEAM	GP	GS	RECEIVING					RUSHING					
				NO.	YDS.	AVG.	LG	TD	NO.	YDS.	AVG.	LG	TD	
2021	Bills	0	0	0	0	0.0	0	0	0	0	0	0.0	0	0
2022	Bills	2	1	2	18	9.0	12	0	0	0	0.0	0	0	
2023	Bills	2	0	0	0	0.0	0	0	0	0	0.0	0	0	
TOTALS		4	1	2	18	9.0	12	0	0	0	0.0	0	0	

SINGLE-GAME HIGHS: RECEIVING

Receptions 3 vs. Pittsburgh Steelers, Oct 09, 2022
Receiving Yards 39 vs. Pittsburgh Steelers, Oct 09, 2022
Receiving Average 13.0 vs. Pittsburgh Steelers, Oct 09, 2022
Longest Receptions 26 vs. Pittsburgh Steelers, Oct 09, 2022

Receiving TDs 1 vs. New York Giants, Oct 15, 2023
All-Purpose Yards 39 vs. Pittsburgh Steelers, Oct 09, 2022
Special Teams Tackles 1 vs. New England Patriots, Jan 08, 2023
Most TDs 1 vs. New York Giants, Oct 15, 2023



LB | 52

NICHOLAS MORROW

AGE: 29 (July 10, 1995) | HT: 6-0 | WT: 225

COLLEGE: Greenville

NFL EXP: 7 Years

HOMETOWN: Huntsville, AL

ACQUIRED: Free Agent (2024)

FIRST-AND-10

NICHOLAS MORROW signed a one-year contract in 2024 with the Bills. Morrow originally entered the NFL in 2017 as an UDFA out of Greenville University with the Raiders. After five seasons with Las Vegas, Morrow spent 2022 with the Bears and 2023 with the Eagles. Morrow is the only alumnus from Greenville to play in the NFL.

SHOUTOUTS

- In 94 career games, Morrow has 465 total tackles (334 solo), three interceptions, 27 passes defended, 7.0 sacks, three forced fumbles, and three fumble recoveries.
- For the Eagles in 2023, he appeared in 15 games with 12 starts. He recorded 95 tackles with 12 tackles for loss, five QB hits, 3.0 sacks, and five passes defended. He also had one forced fumble and two fumble recoveries.
- In 2022, for his lone season in Chicago he started in all 17 games and posted a career-high 116 tackles. Also registered 11 TFLs and caught an interception.
- As a Raider in 2020, Morrow Appeared in 14 games with a 11 starts. Set then career highs in tackles (77), tackles for loss (eight), sacks (three) and fumble recoveries (one). Set a career high in passes defended (nine).
- Was the only player in the NFL in 2020 with at least three sacks and nine passes defended. His nine passes defended ranked first in the NFL among all linebackers. His three sacks mark the most by a Raiders linebacker since 2017
- Appeared in 16 games during the 2019 season and made eight starts at linebacker...Posted 67 tackles (49 solo) and recorded his first career INT...Finished tied for third on the team with six special teams tackles and tied a career high with four passes defended.
- Played in all 16 games, making five starts in 2018. Finished the season with 37 tackles (26 solo), one sack, three passes defended and one forced fumble. Recorded six special teams tackles, tied for sixth on the team

IF YOU HAVEN'T HERD

D-3 TO THE NFL

Nicholas Morrow was mostly aware of what he signed up for when he committed to play football at Division III Greenville University. Among the list of experiences included paying his own tuition, training at a small facility shared with the local elderly community, playing in front of sparse crowds, and partaking in up to 12-hour bus rides for road games.

There was one caveat, though, that caught Morrow off guard upon his arrival to Greenville's campus, located in rural central Illinois with an enrollment of less than 1,000 students. When Morrow first opened the door that led to his modest 200-something-square-foot dorm room, he made a quick observation.

"This is a two-person room, like, this is room for only two people ... and there were three beds," Morrow recalled. "That's the kind of living situation I was in. We were really crammed in. You only go to a program like that if you truly love the game."

During a recent phone interview with Morrow's college coach, Robbie Schomaker prefaced the conversation: "I think it's hard to really articulate how outlandish this whole story is in terms of where he came from, and where he is now."

Morrow credits his humble beginnings for playing a large factor in his ability to carve out an impressive six-year pro career with the Raiders, Bears, and Eagles. He is the only alumnus from Greenville to play in the NFL, and he is one of only a handful of Division III players in the league.

"I'm proud to have that part of my journey," Morrow said. "Just grateful to go through those types of things." (inquirer.com, Josh Tolentino, Oct. 7, 2023)

PERSONAL

Morrow is the only alumnus from Greenville to play in the NFL. Is an avid mountain biker along with his wife Megan their dream biking destination is Whistler in British Columbia, Canada. They have a daughter named Naomi with another on the way. Favorite food is BBQ and likes brisket.



NICHOLAS MORROW

NICHOLAS MORROW'S NFL REGULAR SEASON DEFENSIVE STATISTICS

DATE	TEAM	GP	TACKLES										INTERCEPTIONS					FUMBLES					ST					MISC	
			GS	TK	S	A	TFL	YDS	SK	YDS	QBH	NO	YDS	LG	TD	PD	FF	FR	TD	YDS	TK	S	A	FF	FR	S	A		
2017	Raiders	16	5	57	37	20	5	15	0.0	0.0	2	0	0	0	0	4	0	0	0	0	3	3	0	0	0	0	0		
2018	Raiders	16	5	37	26	11	5	10	1.0	4.0	3	0	0	0	0	3	1	0	0	0	6	4	2	0	0	0	0		
2019	Raiders	16	8	67	49	18	2	2	0.0	0.0	4	1	11	11	0	4	0	0	0	0	6	4	2	0	0	0	0		
2020	Raiders	14	11	76	60	16	8	28	3.0	29.0	6	1	6	6	0	9	1	1	0	0	2	2	0	0	0	0	0		
2021	Raiders	0	0	0	0	0	0	0	0.0	0.0	0	0	0	0	0	0	0	0	0	0	0	0	0	0	0	0	0		
2022	Bears	17	17	116	83	33	11	18	0.0	0.0	0	1	5	5	0	2	0	0	0	0	0	0	0	0	0	0	0		
2023	Eagles	15	12	93	65	28	12	27	3.0	20.0	5	0	0	0	0	5	1	1	0	0	2	1	1	0	1	0	0		
TOTALS		94	58	446	320	126	43	100	7.0	53.0	20	3	22	11	0	27	3	2	0	0	19	14	5	0	1	0	0		

NICHOLAS MORROW'S NFL POSTSEASON DEFENSIVE STATISTICS

DATE	TEAM	GP	TACKLES										INTERCEPTIONS					FUMBLES					ST					MISC	
			GS	TK	S	A	TFL	YDS	SK	YDS	QBH	NO	YDS	LG	TD	PD	FF	FR	TD	YDS	TK	S	A	FF	FR	S	A		
2021	Raiders	0	0	0	0	0	0	0	0.0	0.0	0	0	0	0	0	0	0	0	0	0	0	0	0	0	0	0	0		
2023	Eagles	1	1	10	7	3	1	4	0.0	0.0	0	0	0	0	0	0	0	0	0	0	0	0	0	0	0	0	0		
TOTALS		1	1	10	7	3	1	4	0.0	0.0	0	0	0	0	0	0	0	0	0	0	0	0	0	0	0	0	0		

SINGLE-GAME HIGHS: DEFENSIVE

- Total Tackles** 11 vs. Philadelphia Eagles, Dec 18, 2022
- Solo Tackles** 10 at Atlanta Falcons, Nov 29, 2020
- Sacks** 1.0 at Denver Broncos, Jan 03, 2021
- Passes Defensed** 2 vs. Indianapolis Colts, Dec 13, 2020
- Forced Fumbles** 1 vs. Denver Broncos, Nov 15, 2020

- Fumble Recoveries** 1 at Cleveland Browns, Nov 01, 2020
- Tackles For Loss** 3 vs. Detroit Lions, Nov 13, 2022
- Interceptions** 1 vs. Buffalo Bills, Dec 24, 2022
- Interception Return Yards** 11 vs. Chicago Bears, Oct 06, 2019
- Special Teams Tackles** 3 at Denver Broncos, Dec 29, 2019



DT | 91

ED OLIVER

AGE: 26 (December 12, 1997) | HT: 6-1 | WT: 287

COLLEGE: Houston

NFL EXP: 6 Years

HOMETOWN: Houston, TX

ACQUIRED: Draft (2019, R1)

X Edoliver_11

📷 Edoliver_11

FIRST-AND-10

ED OLIVER agreed to terms on a four-year contract extension with the Bills in 2023, extending his stay in Buffalo through 2027 after originally being drafted by the team in the first round (9th overall) out of Houston in 2019. His 9.5 sacks of the 2023 season ranked third in the NFL of all interior defensive linemen.

SHOUTOUTS

- Finished 2023 starting in 16 games with a career high in tackles with 51 (34 solo), 14 TFLs, 16 QB hits, 1 INT and tied a career high in passes defended (3).
- Raised his sack total to 9.5, the most by a Bills DT since Jordan Phillips in 2019 (9.5). Since being drafted in 2019, Oliver leads the Bills with 24.0 sacks.
- Intercepted a pass vs NE (12/31/23) for the first of his career, and first since his senior year of high school in 2015. Oliver also recorded a sack and became the first DT with an INT since 2019.
- Recorded two sacks at LAC (12/23/23).
- Collected half a sack of Patrick Mahomes at KC (12/10/23) and recorded a pass defended.
- Recorded his sixth sack of season along with a TFL and a QB hit vs NYJ (11/19/23).
- Took down Baker Mayfield for his fifth sack of the season vs TB (10/26/23). Tied personal season-high (5 in 2019).
- Had a career high 9 tackles vs JAX (10/8/23) and recorded a sack of Trevor Lawrence.
- Collected AFC Defensive Player of the Week against DET (11/24/22) after recording 6 tackles, 2 TFLs, forced a fumble and recovered his first fumble recovery of NFL career, and a sack ending in a safety the first in a Thanksgiving game since 2013 (Ndamukong Suh).

PERSONAL

Son of Dana and Ed Oliver Sr. Has an older brother, Marcus, who also played for Houston and now coaches at Pineville HS (LA). Has a daughter Ava Oliver. Majored in health while at Houston.

IF YOU HAVEN'T HERD

COATS FOR KIDS

Oliver wanted to immediately make an impact in the Buffalo community after joining the Bills as the 9th overall pick in the 2019 NFL Draft and he found a way to do that in partnership with Colvin Cleaners.

Oliver participated in the Coats for Kids campaign, meeting fans who donated coats, boots, hats and gloves during a collection event outside of the Bills stadium. It's a cause that is especially important given the climate in Western New York and one that immediately stuck out to Ed as an important way to give back to his new community.



"Buffalo's a place I'd heard has unbearable winters and I'd hate for a kid to have to walk outside in a blizzard or whatever kind of crazy weather we get up here," Oliver told WIVB TV during the coat drive.

The 2019 edition of the campaign was able to receive and distribute over 10,000 coats to people in need. "It just epitomizes the Bills Mafia and what the Bills Football Program is all about. It's all about family, it's all about one another, making sure one another's straight," Oliver said.

TURKEY DAY

Oliver comes alive on Thanksgiving day, having played in three games on the day through out his career he has recorded at least half a sack. In two of them, he's taken over games. Against the Detroit Lions in 2022, Oliver became the first player in team history to record a sack, forced fumble, fumble recovery and safety in a single game. He then collected AFC Defensive Player of the Week for his efforts, he joked that he wished it was Thanksgiving "every day," let alone just playing on the holiday once a year.



SINGLE-GAME HIGHS: DEFENSIVE

Total Tackles 9 vs. Jacksonville Jaguars, Oct 08, 2023
Solo Tackles 5 vs. Jacksonville Jaguars, Oct 08, 2023
Sacks 2.0 at Los Angeles Chargers, Dec 23, 2023
Passes Defended 2 at Chicago Bears, Dec 24, 2022

Forced Fumbles 1 at Detroit Lions, Nov 24, 2022
Fumble Recoveries 1 at Detroit Lions, Nov 24, 2022
Tackles For Loss 3 vs. Jacksonville Jaguars, Oct 08, 2023
Safeties 1 at Detroit Lions, Nov 24, 2022



S | 20

TAYLOR RAPP

AGE: 26 (December 22, 1997) | HT: 6-0 | WT: 208

COLLEGE: Washington

NFL EXP: 6 Years

HOMETOWN: Bellingham, WA

ACQUIRED: Free Agent (2023)

X trapp07

IG taylorrapp

FIRST-AND-10

TAYLOR RAPP re-signed with the Bills in 2024 on a three-year deal after finishing his first season in Buffalo in 2023. Rapp spent the first four seasons of his career with the LA Rams (2019-22). He was drafted in the second round (61st overall) of the 2019 NFL Draft by the Rams.

SHOUTOUTS

- Recorded his 10th career INT at MIA (1/7/24) on the Dolphins' final drive to seal a Bills victory. It marked his first INT as a Bill. 3 of 10 career INTs have enabled his team to run out clock.
- Had a team high eight tackles and a TFL vs. DAL (12/17/23).
- Collected a season-high seven tackles vs. DEN (11/13/23) and half a sack for his first of the season.
- Got his first start as a Bill and recorded 6 tackles vs. MIA (10/1/23).
- Recovered his first fumble as a Bill against the Raiders (9/17/23).
- Played his first game as a Bill at NYJ (9/11/23) and collected 4 tackles.
- Played in 16 games in 2022 registering 92 total tackles good for third on the Rams. He had two TFLs, one QB hit, two INTs and six passes defended.
- Intercepted a pass in back to back games vs. LV (12/8/22) and at GB (12/19/22).
- Tied his career high with 12 tackles against the Chiefs (11/27/22) the sixth time he has recorded double-digit tackles in his NFL career.
- Registered seven tackles in the Rams Super Bowl LVI victory over the Bengals.
- Started all 17 games in 2021 and logged 91 tackles (62 solo), 1.5 sacks, one forced fumble, a team leading four INTs, with two TFLs and six pass breakups.

IF YOU HAVEN'T HERD

2 RINGS ONE NIGHT

After winning a Super Bowl ring, Taylor Rapp pulled out a ring of his own, proposing to his girlfriend Dani Johnson in front of the cheering fans of SoFi.



The proposal came after an emotional win for the Rams, who beat the Cincinnati Bengals 23-20. She nodded "Yes" and tried to hold back the tears as Rapp slipped the engagement ring on her finger.

"So we were actually going to go to Hawaii after the season was over and that's where I had planned on proposing. The thought of doing crossed my mind but only if we had won. And we did win so I was like I have to do it now, it made our vacation better, less stress on my end."

Rapp and Johnson have been dating since high school. She's been his biggest fan since he played football for Sehome High School in Bellingham, WA. He went on to star at the University of Washington before heading to the NFL in 2019. Johnson played volleyball at Southern Oregon University.

In March of 2021, Rapp marked Johnson's birthday with his intentions. Rapp posted a selfie to Instagram of himself and Johnson smiling for the camera, writing in the caption, "Happy birthday to the love of my life, the one person who holds me accountable and makes sure I stay true to myself no matter what." And on July 16, 2022 they became the Rapps.

PERSONAL

Taylor is half Chinese and is one of four active Asian players in the NFL. Has an older brother, Austin, who inspired his love for football. Lives with his wife, Dani, and they have two golden retrievers, Maya and Ollie rescued from China and Korea.



TAYLOR RAPP'S NFL REGULAR SEASON DEFENSIVE STATISTICS

DATE	TEAM	GP	TACKLES										INTERCEPTIONS					FUMBLES				ST				MISC	
			GS	TK	S	A	TFL	YDS	SK	YDS	QBH	NO	YDS	LG	TD	PD	FF	FR	TD	YDS	TK	S	A	FF	FR	S	A
2019	Rams	15	10	99	61	38	3	2	0.0	0.0	1	2	54	31	1	8	0	1	0	0	1	1	0	0	0	0	0
2020	Rams	9	5	41	30	11	1	2	0.0	0.0	0	1	0	0	0	3	1	0	0	0	3	2	1	0	0	0	
2021	Rams	17	17	91	62	29	2	5	1.5	7.0	3	4	31	18	0	6	0	1	0	0	3	2	1	0	0	0	
2022	Rams	16	16	92	58	34	2	6	0.0	0.0	1	2	18	18	0	6	0	1	0	0	0	0	0	0	0	0	
2023	Bills	16	4	45	29	16	1	3	0.5	3.0	1	1	0	0	0	2	0	1	0	6	5	4	1	0	0	0	
TOTALS		73	52	368	240	128	9	18	2.0	10.0	6	10	103	31	1	25	1	4	0	6	12	9	3	0	0	0	

TAYLOR RAPP'S NFL POSTSEASON DEFENSIVE STATISTICS

DATE	TEAM	GP	TACKLES										INTERCEPTIONS					FUMBLES				ST				MISC	
			GS	TK	S	A	TFL	YDS	SK	YDS	QBH	NO	YDS	LG	TD	PD	FF	FR	TD	YDS	TK	S	A	FF	FR	S	A
2020	Rams	0	0	0	0	0	0	0	0.0	0.0	0	0	0	0	0	0	0	0	0	0	0	0	0	0	0	0	
2021	Rams	1	0	7	4	3	0	0	0.0	0.0	0	0	0	0	0	0	0	0	0	0	0	0	0	0	0	0	
2023	Bills	0	0	0	0	0	0	0	0.0	0.0	0	0	0	0	0	0	0	0	0	0	0	0	0	0	0	0	
TOTALS		1	0	7	4	3	0	0	0.0	0.0	0	0	0	0	0	0	0	0	0	0	0	0	0	0	0	0	

SINGLE-GAME HIGHS: DEFENSIVE

Total Tackles 12 at Kansas City Chiefs, Nov 27, 2022
Solo Tackles 9 vs. Cincinnati Bengals, Oct 27, 2019
Sacks 1.0 at San Francisco 49ers, Nov 15, 2021
Passes Defensed 2 at Miami Dolphins, Jan 07, 2024
Forced Fumbles 1 at Miami Dolphins, Nov 01, 2020
Fumble Recoveries 1 vs. Las Vegas Raiders, Sep 17, 2023

Tackles For Loss 2 at Seattle Seahawks, Jan 08, 2023
Interceptions 2 at New York Giants, Oct 17, 2021
Interception Return Yards 31 at New York Giants, Oct 17, 2021
Special Teams Tackles 2 vs. Chicago Bears, Sep 12, 2021
Longest Opp Fumble Return 6 vs. Las Vegas Raiders, Sep 17, 2023



DE | 50

GREG ROUSSEAU

AGE: 24 (April 5, 2000) | HT: 6-6 | WT: 266

COLLEGE: Miami (FL)

NFL EXP: 4 Years

HOMETOWN: Coconut Creek, FL

ACQUIRED: Draft (2021, R1)

X [gregrousseau](#)

IG [gregrousseau](#)

FIRST-AND-10

GREG ROUSSEAU was selected by the Bills in the first round (30th overall) in 2021. Since being drafted by the Bills, Rousseau leads the team with 17 career sacks.

SHOUTOUTS

- Started all 16 regular season games he played in 2023, recording 42 tackles, a career-high 13 TFLs, 5.0 sacks, four passes defended, a forced fumble and fumble recovery.
- His 8.0 sacks in 2022 established a new career high and led all Bills defenders (tied with Von Miller). Ranked tied for third among all first and second year NFL players.
- Finished the 2021 season first among all rookie defensive linemen with 50 tackles (42 solo) and one interception.
- His 4.0 sacks in 2021 were tied for second among all Bills defenders.
- Earned his first-career AFC Defensive Player of the Week award following his performance at KC (10/10/21). He notched the first interception of his career and finished the game with five tackles, a sack and an interception.
- Recorded the first sacks of his career (2.0) at Mia. (9/19/21). Was the first Bills rookie with a multi-sack game since Ed Oliver (11/28/19 at Dal.) and the 14th overall.
- Made his first-career start vs. Pit. (9/12/21), becoming the first Bills rookie to start a season opener at DE since Adolphus Washington, 9/11/16 at Bal.
- Led the ACC in sacks with 15.5 in 2019, his final season at the University of Miami.

PERSONAL

Pronounced roo-SO. Parents names are Oskal and Anne, Haitian immigrants who left their homeland in the 1980's. Has two older brothers Ricky and Marvyn, and a younger brother, Jonathan. Graduated in 2024 with a criminology degree.

IF YOU HAVEN'T HERD

BUFFALO CONNECTIONS

It always seems like you can find a Buffalo connection in most situations and that is no different with the Bills first-round draft pick Greg Rousseau.

Of course he's heard the typical, obvious stuff:

"I know there's Niagara Falls there, it pretty much borders Canada, I'm pretty sure there's Lake Erie so the same lake in Cleveland is over there," Rousseau said.

But his understanding of Western New York runs deeper than that.

"My mom had my older brother in Buffalo so my parents lived in Buffalo for I think five years, four years, so I'm very familiar with Buffalo."

The Bills drafted the Miami defensive end with the 30th overall pick in this year's draft as they continue to add youth to the position and someone who already has ties to the area.

"I know all about it, Jim Kelly, the whole nine yards, and they got the Miami connection for sure," Rousseau said in a zoom call with reporters after the first-round.

He laughed and said he'll get all the exact details from his parents but said he thinks they lived in Buffalo from the mid to late 90's when his mom was likely getting her nursing degree.

THE STAMPEDE

Nickname: Groot

First job: Manning a bounce house at children's parties in the summer

Favorite TV show: Walking Dead

Favorite athlete growing up: Kawhi Leonard

Favorite food: Sushi

Favorite movie: Interstellar



GREG ROUSSEAU'S NFL REGULAR SEASON DEFENSIVE STATISTICS

DATE	TEAM	GP	GS	TACKLES							INTERCEPTIONS					FUMBLES					ST					MISC							
				TK	S	A	TFL	YDS	SK	YDS	QBH	NO	YDS	LG	TD	PD	FF	FR	TD	YDS	TK	S	A	FF	FR	S	A						
2021	Bills	17	17	50	42	8	8	7	4.0	12.0	10	1	3	3	0	4	1	0	0	0	0	0	0	0	0	0	0	0	0	0	0	0	0
2022	Bills	13	13	37	27	10	10	53	8.0	60.5	14	0	0	0	0	4	1	0	0	0	0	0	0	0	0	0	0	0	0	0	0	0	
2023	Bills	16	16	42	30	12	13	47	5.0	33.5	18	0	0	0	0	4	1	1	0	0	0	0	0	0	0	0	0	0	0	0	0	0	
TOTALS		46	46	129	99	30	31	107	17.0	106.0	42	1	3	3	0	12	3	1	0	0	0	0	0	0	0	0	0	0	0	0	0	0	

GREG ROUSSEAU'S NFL POSTSEASON DEFENSIVE STATISTICS

DATE	TEAM	GP	GS	TACKLES							INTERCEPTIONS					FUMBLES					ST					MISC						
				TK	S	A	TFL	YDS	SK	YDS	QBH	NO	YDS	LG	TD	PD	FF	FR	TD	YDS	TK	S	A	FF	FR	S	A					
2021	Bills	2	2	3	2	1	0	0	0.0	0.0	0	0	0	0	0	0	0	0	0	0	0	0	0	0	0	0	0	0	0	0	0	0
2022	Bills	2	2	4	3	1	0	0	0.0	0.0	1	0	0	0	0	0	0	0	0	0	0	0	0	0	0	0	0	0	0	0	0	0
2023	Bills	2	2	5	2	3	1	11	1.0	11.0	2	0	0	0	0	0	0	0	0	0	0	0	0	0	0	0	0	0	0	0	0	0
TOTALS		6	6	12	7	5	1	11	1.0	11.0	3	0	0	0	0	0	0	0	0	0	0	0	0	0	0	0	0	0	0	0	0	0

SINGLE-GAME HIGHS: DEFENSIVE

- Total Tackles** 7 vs. Indianapolis Colts, Nov 21, 2021
- Solo Tackles** 5 vs. New York Jets, Jan 09, 2022
- Sacks** 2.0 vs. Miami Dolphins, Oct 01, 2023
- Passes Defensed** 1 at Kansas City Chiefs, Dec 10, 2023
- Forced Fumbles** 1 at New York Jets, Sep 11, 2023

- Fumble Recoveries** 1 at Philadelphia Eagles, Nov 26, 2023
- Tackles For Loss** 3 at Philadelphia Eagles, Nov 26, 2023
- Interceptions** 1 at Kansas City Chiefs, Oct 10, 2021
- Interception Return Yards** 3 at Kansas City Chiefs, Oct 10, 2021



WR | 1

CURTIS SAMUEL

AGE: 27 (August 11, 1996) | HT: 5-11 | WT: 195

COLLEGE: Ohio State

NFL EXP: 8 Years

HOMETOWN: Brooklyn, NY

ACQUIRED: Free Agent (2024)

✕ [CurtisSamuel4](#)

📷 [curtis_samuels4](#)

FIRST-AND-10

CURTIS SAMUEL signed a three-year contract with the Bills on March 15, 2024. A 2nd round draft choice (40th overall) of the Carolina Panthers in 2017, Samuel spent his first four NFL seasons in Carolina (2017-20) before inking a free agent deal with Washington, where he played from 2021-23. The Brooklyn, NY native, was an All-America selection at Ohio State in 2016 and became the first player in Buckeye history to gain 1,000 career yards in both rushing and receiving.

SHOUTOUTS

- Is one of just 16 wide receivers all-time with 700+ rushing yards and his 28 carries of 10+ yards are 6th most ever by a receiver in NFL history. Has three career games with a rushing and receiving touchdown with the last occurring vs. Atl. (10/29/20).
- Grabbed 62 receptions for 613 yards and 4 touchdowns in his final season in Washington in 2023. Also rushed 7 times for 39 yards and a touchdown.
- Posted his first career multi-receiving TD game with 5 receptions for 51 yards and 2 scores at LAR (12/17/23).
- Registered a career-high tying 9 catches for 100 yards on Thanksgiving Day at Dal. (11/23/23).
- Recorded a career-high 118 yards on 7 catches in his final game with Carolina vs. NO (1/3/21).
- With current Bills offensive coordinator Joe Brady as the Panthers OC in 2020, posted career highs in catches (77), receiving yards (851), rushing yards (200) and total yards from scrimmage (1,051).
- Scored his first NFL touchdown on a 25-yard pass from Cam Newton in a victory vs. NYG (10/7/18).
- Posted a career-high 9 catches at KC (11/8/20).
- Made first NFL receptions in a win vs. Buf. (9/17/17).
- Competed on Ohio State's National Championship squad in 2015.

IF YOU HAVEN'T HERD

MEMORABLE RIDE TO FIRST NFL CAMP

Curtis Samuel arrived at his first Panthers training camp in 2017 just like many kids arrive at school. His mom, Nicole Samuel, drove him to training camp at Wofford College.

"We were just dropping him off so we could use the car," Nicole told WCNC Charlotte. "I'm like wow, this thing blew up."

Curtis joked that once he saw cameras were on campus, he tried to get Nicole to drop him off to the side and out of sight. But it was too late.

"My mom, she's always there for me," said Curtis. "She's been there for me through the whole way, Little League, high school and college. She's happy for me, and she just wanted to be a part of it."

"We love our mother so much," said Curtis. "We're so close to her ... The things she does for us is incredible. How I am, whatever my mother wants she gets. She's worked so hard throughout her whole life." ([ESPN.com](#) and [WCNC.com](#))

THE STAMPEDE

Favorite food: Ox tail with rice and peas

Favorite athlete growing up: LeBron James

Favorite TV show: Game of Thrones

Favorite movie: Biker Boyz

Favorite video game: Call of Duty

My Cause, My Cleats selection: STOMP Out Bullying

PERSONAL

Is the son of Curtis Council and Nicole Samuel. Has a sister, Denisha. Played running back and competed on the track team at Erasmus Hall High School in Brooklyn, NY. Named New York Daily News city player of the year in 2012 and won the 55 meters at the New York State track and field championships with a time of 6.44 seconds. Enjoys playing video games.



CURTIS SAMUEL'S NFL REGULAR SEASON RUSHING/RECEIVING STATISTICS

DATE	TEAM	GP	GS	RECEIVING					RUSHING				
				NO.	YDS.	AVG.	LG	TD	NO.	YDS.	AVG.	LG	TD
2017	Panthers	9	4	15	115	7.7	23	0	4	64	16.0	31	0
2018	Panthers	13	8	39	494	12.7	53†	5	8	84	10.5	33†	2
2019	Panthers	16	15	54	627	11.6	44	6	19	130	6.8	16	1
2020	Panthers	15	5	77	851	11.1	44	3	41	200	4.9	45	2
2021	Commanders	5	1	6	27	4.5	10	0	4	11	2.8	8	0
2022	Commanders	17	12	64	656	10.3	49†	4	38	187	4.9	21	1
2023	Commanders	16	13	62	613	9.9	37	4	7	39	5.6	15	1
TOTALS		91	58	317	3,383	10.7	53T	22	121	715	5.9	45	7

CURTIS SAMUEL'S NFL REGULAR SEASON RETURN STATISTICS

DATE	TEAM	KICKOFF RETURNS					PUNT RETURNS					
		RET.	YDS.	AVG.	LG	TD	NO.	FC	YDS.	AVG.	LG	TD
2017	Panthers	10	221	22.1	33	0	0	0	0	0.0	0	0
2018	Panthers	10	209	20.9	32	0	0	0	0	0.0	0	0
2019	Panthers	0	0	0.0	0	0	0	0	0	0.0	0	0
2020	Panthers	0	0	0.0	0	0	0	0	0	0.0	0	0
2021	Commanders	0	0	0.0	0	0	0	0	0	0.0	0	0
2022	Commanders	0	0	0.0	0	0	0	0	0	0.0	0	0
2023	Commanders	0	0	0.0	0	0	0	0	0	0.0	0	0
TOTALS		20	430	21.5	33	0	0	0	0	0.0	0	0

SINGLE-GAME HIGHS: RUSHING/RECEIVING

Rush Attempts 7 at Washington Commanders, Dec 27, 2020
Rushing Yards 52 at Washington Commanders, Dec 27, 2020
Rushing Average 7.4 at Washington Commanders, Dec 27, 2020
Longest Runs 45 at Washington Commanders, Dec 27, 2020
Rushing TDs 1 at Philadelphia Eagles, Oct 01, 2023
Receptions 9 at Dallas Cowboys, Nov 23, 2023
Receiving Yards 118 vs. New Orleans Saints, Jan 03, 2021
Receiving Average 21.7 vs. Minnesota Vikings, Nov 06, 2022
Longest Receptions 53† at New Orleans Saints, Dec 30, 2018

Receiving TDs 2 at Los Angeles Rams, Dec 17, 2023
All-Purpose Yards 158 at Washington Commanders, Dec 27, 2020
Kickoff Returns 5 at Pittsburgh Steelers, Nov 08, 2018
Kickoff Return Yards 107 at Pittsburgh Steelers, Nov 08, 2018
Longest Kickoff Return 33 vs. Philadelphia Eagles, Oct 12, 2017
Kickoff Return Average 21.4 at Pittsburgh Steelers, Nov 08, 2018
Special Teams Tackles 2 at Pittsburgh Steelers, Nov 08, 2018
Most TDs 2 at Los Angeles Rams, Dec 17, 2023
Miscellaneous Tackles 2 vs. New Orleans Saints, Jan 03, 2021



WR | 10

KHALIL SHAKIR

AGE: 24 (February 3, 2000) | HT: 6-0 | WT: 190

COLLEGE: Boise State

NFL EXP: 3 Years

HOMETOWN: Murrieta, CA

ACQUIRED: Draft (2022, R5)

X [king_khalil2](#)

IG [king_khalil2](#)

FIRST-AND-10

KHALIL SHAKIR (pronounced kuh-LIL shah-KEER) was drafted by the Bills in the fifth round (148th overall) in 2022 after spending his collegiate career at Boise State (2018-21).

SHOUTOUTS

- Finished the 2023 regular season with career highs in games played (17), starts (10), receptions (39), receiving yards (611) and receiving touchdowns (2). Tallied 10 receptions for 75 yards and two touchdowns in two playoff appearances.
- Recorded 3 receptions for 115 yards and a touchdown vs. NYJ (11/19/23). His 81-yard touchdown is a career high and marked the third-longest touchdown reception in the NFL in 2023.
- Appeared in 14 games with two starts during his rookie season. Totaled 10 receptions for 161 yards and a touchdown. In two playoff appearances, caught five passes for 91 yards.
- Hauled in his first career touchdown, a 24-yard reception vs. Pit. (10/9/22).
- Made his NFL debut vs. Ten. (9/19/22).
- Ended his four-year career at Boise State with 208 receptions for 2,878 yards and 20 touchdowns. Also had 71 carries for 414 yards and four touchdowns. Named first team All-Mountain West in 2020 and 2021.
- Ranks fifth all-time at Boise State in receptions (208), fourth in receiving yards (2,878) and sixth in career 100-yard receiving games (10).

THE STAMPEDE

Favorite musician: Rod Wave

Favorite athlete growing up: Julio Jones

Favorite TV show: Snowfall

Unique talent: Bowling

Pregame ritual: Eat a lot of candy

Dream vacation spot: American Samoa

IF YOU HAVEN'T HERD

ADAPTING TO DIFFERENT ENVIRONMENTS

When wide receiver Khalil Shakir moves around the offense, he doesn't miss a step. The Bills' fifth-round pick in 2022, he's comfortable with change.

"I think I'm just able to adapt," Shakir said. "I'm a military baby, so I moved around a lot. To be able to adapt to different environments – and different people as well – was just embedded in my blood at a young age.

"I feel like that's just carried on me my whole life. So whenever I come out onto the field, it's the same thing."

Shakir's father, Master Gunnery Sgt. Attiyyah Shakir, served 24 years in the Marines. Khalil was born in Virginia, then the family moved to Hawaii. They went from Hawaii to Japan, and Japan to California. With most of the extended family on the East Coast, plenty of other trips were sprinkled in along the way.

Even in new situations, Shakir would jump in right away.

"He's always been a leader," his dad said. "He's never been afraid to (try) much."

Shakir sees a connection now between the big moves and his comfort level when he's thrown into different situations on the football field. It crystalized at Boise State, when someone else asked about his upbringing.

"That's when I realized people always say when I'm in a different spot, I look comfortable in the environment," Shakir said. "I think that just comes without even realizing how much I did move around."

(The Buffalo News, Katherine Fitzgerald, August 24, 2022)

PERSONAL

Son of Ramona Tuamohelo-Shakir and Attiyyah Shakir. He and his wife, Sayler, have two dogs: Penny and Missy.



KHALIL SHAKIR'S NFL REGULAR SEASON RUSHING/RECEIVING STATISTICS

		RECEIVING							RUSHING				
DATE	TEAM	GP	GS	NO.	YDS.	AVG.	LG	TD	NO.	YDS.	AVG.	LG	TD
2022	Bills	14	2	10	161	16.1	31	1	0	0	0.0	0	0
2023	Bills	17	10	39	611	15.7	81†	2	1	10	10.0	10	0
TOTALS		31	12	49	772	15.8	81†	3	1	10	10.0	10	0

KHALIL SHAKIR'S NFL POSTSEASON RUSHING/RECEIVING STATISTICS

		RECEIVING							RUSHING				
DATE	TEAM	GP	GS	NO.	YDS.	AVG.	LG	TD	NO.	YDS.	AVG.	LG	TD
2022	Bills	2	0	5	91	18.2	31	0	0	0	0.0	0	0
2023	Bills	2	2	10	75	7.5	17†	2	0	0	0.0	0	0
TOTALS		4	2	15	166	11.1	31	2	0	0	0.0	0	0

KHALIL SHAKIR'S NFL REGULAR SEASON RETURN STATISTICS

		KICKOFF RETURNS					PUNT RETURNS					
DATE	TEAM	RET.	YDS.	AVG.	LG	TD	NO.	FC	YDS.	AVG.	LG	TD
2022	Bills	1	34	34.0	34	0	3	3	23	7.7	17	0
2023	Bills	5	98	19.6	27	0	5	0	37	7.4	10	0
TOTALS		6	132	22.0	34	0	8	3	60	7.5	17	0

SINGLE-GAME HIGHS: RUSHING/RECEIVING

- Rush Attempts** 1 vs. New England Patriots, Dec 31, 2023
- Rushing Yards** 10 vs. New England Patriots, Dec 31, 2023
- Longest Runs** 10 vs. New England Patriots, Dec 31, 2023
- Receptions** 6 at Miami Dolphins, Jan 07, 2024
- Receiving Yards** 115 vs. New York Jets, Nov 19, 2023
- Receiving Average** 38.3 vs. New York Jets, Nov 19, 2023
- Longest Receptions** 81† vs. New York Jets, Nov 19, 2023
- Receiving TDs** 1 vs. New York Jets, Nov 19, 2023
- All-Purpose Yards** 115 vs. New York Jets, Nov 19, 2023
- Kickoff Returns** 2 vs. Miami Dolphins, Oct 01, 2023
- Kickoff Return Yards** 43 vs. Miami Dolphins, Oct 01, 2023
- Longest Kickoff Return** 34 vs. Pittsburgh Steelers, Oct 09, 2022
- Fair Catches** 1 vs. Green Bay Packers, Oct 30, 2022
- Punt Return Yards** 37 at Philadelphia Eagles, Nov 26, 2023
- Longest Punt Return** 17 vs. Green Bay Packers, Oct 30, 2022
- Punt Returns** 5 at Philadelphia Eagles, Nov 26, 2023
- Punt Return Average** 7.4 at Philadelphia Eagles, Nov 26, 2023
- Most TDs** 1 vs. New York Jets, Nov 19, 2023
- Miscellaneous Tackles** 1 at Chicago Bears, Dec 24, 2022



WR | 80

TYRELL SHAVERS

AGE: 24 (August 18, 1999) | HT: 6-4 | WT: 211

COLLEGE: San Diego State

NFL EXP: 1 Year

HOMETOWN: Lewisville, TX

ACQUIRED: UDFA (2023)

rell4six

rell4six

FIRST-AND-10

TYRELL SHAVERS was signed by the Bills as an undrafted free agent following the 2023 draft and spent his entire rookie season on the practice squad. Shavers, a 2nd-team All-Mountain West selection in 2022, began his collegiate career at Alabama (2017-19) and Mississippi State (2020) before finishing at San Diego State (2021-22).

SHOUTOUTS

- Finished his two-year stint at San Diego State (2021-22) with 56 receptions for 856 yards and 5 touchdowns in 24 games with the Aztecs.
- Returned 3 blocked punts for touchdowns over his collegiate career (Oct. 12, 2019 at Texas A&M while at Alabama, Sept. 11, 2021 at Arizona and Sept. 30, 2022 at Boise State).
- In 2022, had 38 catches for a team-high 643 yards (16.9 avg) and 3 touchdowns, starting all 13 games.
- In his first season at SDSU in 2021, played in 13 games (4 starts) and caught 18 passes for 213 yards and 2 TDs.
- Made a big impact on special teams, logging two punt blocks and recovering another for a touchdown.
- In his only season at Mississippi State in 2020, saw action in 4 games (1 start) and hauled in 9 catches for 107 yards and a touchdown.
- Posted his first career TD reception on a 31-yard grab from K.J. Costello in a win at LSU (9/26/20).
- Played in 28 games during his three-year stint at Alabama (2017-19).
- Recovered a blocked punt for his first collegiate TD against Texas A&M (10/12/19).
- After redshirting in 2017, played all 15 games as a freshman in 2018.
- Was a member of the Tide's baseball team in 2019.

IF YOU HAVEN'T HERD

TWO-SPORT ATHLETE AT ALABAMA

"If he could get to it, he was going to catch it," Shavers' high school coach, Gregg Miller, told The Dispatch. "Our quarterbacks we had sometimes threw it out of bounds or threw it onto the bleachers, but he was definitely a kid that everybody that we played, you better find a way to cover that kid, or he's going to beat you."

Despite middling quarterback play during his time at Lewisville, scouts took notice of Shavers' long frame. Committing to Alabama in June of 2016 ahead of his senior football season, he joined the Crimson Tide as a January enrollee.

And while Shavers' opportunities at Alabama were limited, his athleticism was on constant display. A two-sport athlete at both the high school and college level, he spent a brief time playing for the Crimson Tide baseball team before turning his focus entirely to football this past spring. **(Ben Portnoy, The Dispatch, July 9, 2020)**

THE STAMPEDE

Favorite class in college: Broadcasting

Favorite baseball player: Clayton Kershaw

Favorite wide receiver of all-time: Calvin Johnson

Favorite TV show: Power

Favorite food: Anything with shrimp

Worst rule in baseball: The balk rule

PERSONAL

Is the son of Tyrone and Yolanda Shavers. Has one sister, Chasity, and one brother, Tyrone Jr. Has two dogs: an XL bully, Rileaux, and a black lab, Nala. Competed in football and baseball as a pitcher and outfielder at Lewisville HS in Texas. Earned undergraduate degree in communication information sciences from Alabama. Earned his master's degree in homeland security and conflict resolution at SDSU.



WR | 18

JUSTIN SHORTER

AGE: 24 (April 17, 2000) | HT: 6-4 | WT: 215

COLLEGE: Florida

NFL EXP: 2 Years

HOMETOWN: Monmouth Junction, NJ ACQUIRED: Draft (2023, R5)

X jshortz10

IG jshortz_6

FIRST-AND-10

JUSTIN SHORTER was selected by the Bills in the fifth round (150th overall) in 2023. He spent the 2023 season on IR. Shorter played for Penn State for two seasons (2018-19) before transferring to Florida (2020-22).

SHOUTOUTS

- Started his collegiate career at Penn State (2018-19) before transferring to Florida (2020-22).
- In three seasons at Florida, caught 95 passes for 1,395 yards and eight touchdowns.
- Recorded a career-high 577 yards on 29 receptions and added two scores during his final season with the Gators. His 19.9 receiving yards per catch ranked seventh in the FBS in 2022.
- Notched seven receptions for a career-high 155 yards at Tennessee (9/24/22).
- Appeared in 13 games with 12 starts in 2021. Recorded 41 receptions for 550 yards and three touchdowns.
- Played in all 10 regular season games in his first year with the Gators. Made 23 catches for 246 yards and three touchdowns. Was one of six Gators with at least three touchdowns.
- Had season highs in catches (5) and yards (94) at Vanderbilt (11/21/20).
- Played in 14 games in two seasons at Penn State.
- Made his first career start in the 2019 season opener against Idaho (8/31) and had three catches for 36 yards.

PERSONAL

Son of Paula and JD Shorter. Has one brother, JT. Earned his bachelor's degree in education sciences. In his free time he enjoys playing Madden, listening to music and taking his dog, Czara, on walks.

IF YOU HAVEN'T HERD

RAISED ON THE DIAMOND

Justin Shorter wore baseball cleats the first time he ever played football.

One day in August before he started eighth grade, Shorter was riding with his father past the local middle school where a football team was practicing. JD Shorter knew one of the coaches, so they pulled over to say hello. He could tell Justin, a talented baseball player who had been raised on the diamond instead of the gridiron, wanted to try the game. So the coach told him to go home and get his cleats and come back.

"From that point on," JD Shorter said, "he was in love."

Five years later, Justin Shorter sat in the freshman cafeteria at South Brunswick High surrounded by family and friends Thursday afternoon. His national letter of intent was sent to Penn State on Wednesday morning, so the paper sitting in front of him was blank, but the moment still had plenty of pomp and circumstance.

"That day, if we hadn't driven by the field, we probably wouldn't be here today," JD Shorter said. "He'd probably still be playing baseball. So it all worked out." (pennlive.com, Daniel Gallen, December 21, 2017)

THE STAMPEDE

Favorite athlete growing up: Calvin Johnson

Dream vacation spot: St. Lucia

Favorite musicians: YoungBoy, Rod Wave & Daniel Caesar

Favorite TV show: Snowfall

Nickname: J Shortz

Favorite food: Yams

Favorite teams growing up: Red Sox, Steelers & Lions



LB | 49

SHAYNE SIMON

AGE: 24 (March 14, 2000) | HT: 6-3 | WT: 233

COLLEGE: Pittsburgh

NFL EXP: Rookie

HOMETOWN: West Orange, NJ

ACQUIRED: UDFA (2024)

X SimonShayne

IG shayne.simon

FIRST-AND-10

SHAYNE SIMON was signed by the Bills as an undrafted free agent in 2024. Simon finished his collegiate career at Pittsburgh (2022-23) after transferring from Notre Dame (2018-21). Simon participated on a tryout basis in the Bills 2024 rookie mini-camp.

SHOUTOUTS

- Began his college career at Notre Dame (2018-21) and played in 32 games where he totaled 27 tackles, three TFLs and five pass breakups. Transferred to Pittsburgh (2022-23), where he played in 25 games and had 94 total tackles, 13 TFLs, seven sacks and eight pass breakups to go along with a forced fumble and a recovery.
- Started all 12 games at middle linebacker in 2023 for the Panthers. He compiled 48 tackles, 7.5 tackles for loss, five sacks and two pass breakups.
- Had six stops, 1.5 TFLs and a sack against Florida State (11/4/23). Was a National Football Foundation William V. Campbell Trophy (nation's top scholar athlete) semifinalist and was named to the All-ACC Academic Football Team for the second time in his Pitt career to go along with being named to the National Football Foundation's prestigious Hampshire Honor Society.
- Enrolled at the University of Pittsburgh in January 2022 as a graduate transfer from Notre Dame. Started all 13 games in his first season at Pitt. He compiled 46 tackles, 5.5 tackles for loss, two sacks, six pass breakups, one forced fumble and one fumble recovery on the year.
- Posted a career-high nine tackles with a fumble recovery against Virginia Tech (10/8/22). In his Pitt debut, had five stops and two pass breakups against West Virginia (9/1/22) and was selected to the All-ACC Academic Team.
- Made eight starts at linebacker in his Notre Dame career. Starting assignments all came during the 2020 season, when the Irish advanced to the College Football Playoff and finished 10-2 he had 14 stops, one TFL and four PBUs during the 2020 campaign.

IF YOU HAVEN'T HERD

HAIL TO PITT

"Entering the portal I was fully set on going somewhere else until I got a call from coach Narduzzi. I just remember Pitt being a top defense and thought wow this is pretty cool. So my family and I changed somethings around, changed some visits around. I drove down to Pitt the next day.

I met with the coaches and by the time I walked out I told my parents this is the place where I want to be at, this is where I want to go."

When you get to Pitt it's a whole city inside of a university, it's a whole bunch of energy. Living on the southside of Pitt hearing the car horns and things like that reminded me of home back in Jersey, it was cool to me. I love the energy I love the passion this place has for Pitt and football.

This place really brings the best out of you, coach Narduzzi and his staff have taught me so much I have learned a lot since I've been here. Its been great for me to learn and grow as a football player.

Coach (Ryan) Manalac has been the biggest factor in my improvement as a linebacker. He's played the game at a high level and he knows what it takes to do what we have to do each and every day. Learning from him has been huge for me and for what I have to do on how to get better and how to improve my game and off the field he's a great person.

Being named a captain was amazing, I was not expecting it. It is truly an honor to lead this group is amazing and I can't thank them enough. I just hope to continue to make them proud. (YouTube, UPMC Pitt LiveWire, Oct. 12, 2023)

PERSONAL

Full name is Shayne Allan Simon he is the son of Amy Ellis and Michael Simon and has one brother. He earned his bachelor's degree in finance from Notre Dame, enrolled in Pitt's Katz Graduate School of Business, earning a master's degree in supply chain management. Attended St. Peter's Prep (NJ) where he started out at quarterback before moving to safety and receiver.



DE | 94

DAWUANE SMOOT

AGE: 29 (March 2, 1995) | HT: 6-3 | WT: 275

COLLEGE: Illinois

NFL EXP: 8 Years

HOMETOWN: Groveport, OH

ACQUIRED: Free Agent (2024)

X Bigsmoot_94

IG Bigsmoot_94

FIRST-AND-10

DAWUANE SMOOT was signed a one-year contract with the Bills on May 3, 2024. Smoot originally entered the league in 2017 as a third round (68th overall) pick of the Jaguars where he spent the first seven years of his career.

SHOUTOUTS

- He has posted 133 total tackles, 64 quarterback hits, 23.5 sacks, five passes defended and five forced fumbles. His 23.5 sacks are the ninth-most sacks recorded by a Jaguar in team history.
- In 2023, Smoot played in 12 games and collected 10 total tackles, one sack, a forced fumble and four QB hits.
- During the 2022 season he saw action in 15 games and registered 21 total tackles (14 solo), six tackles for loss, 12 QB hits and five sacks to go along with two passes defended.
- In 2021, he appeared in 16 games making 10 starts. Recorded 36 total tackles (22 solo), 6.0 sacks and 16 QB hits.
- Sacked QB Ryan Tannehill vs TEN (10/10/21) for an 11-yard loss and finished the game with 1.5 sacks, marking the third multi-sack game of his career.
- Saw action in all 16 games of the 2020 season, starting seven. Notched a then career-best 25 tackles (21 solo) and led the team with 5.5 sacks. Also posted five tackles for loss and two forced fumbles.
- Started at defensive end vs BAL (12/20/20) and tallied three solo tackles, 1.0 sack and one forced fumble.
- Earned his first career start at defensive end against HOU (10/11/20) and collected two tackles, including 1.0 sack. One of his three pressures helped force CB Sidney Jones IV's second-quarter INT.
- Appeared in all 16 games, amassing 17 tackles (12 solo), 6.0 sacks and one fumble recovery in 2019. He posted three tackles (two solo) including his first two career sacks against TEN (9/19/19).

IF YOU HAVEN'T HERD

ELSIE ACADEMY

Dawuane and his wife, Aumari, have created something that will give back to the Jacksonville community for years to come with a private daycare and preschool.

"This is our little mascot, Elsie, so our logo is a little dove," Aumari said. "We have one of these in each classroom."

Elsie is a special word for the Smoot family, so much that when they opened their new school, they named it 'The Elsie Academy'.

"It's my grandmother's name," Aumari said. "When I found out she was diagnosed with breast cancer I decided to go ahead and name the school after her. Then, once I did research on the name, the name has a very strong meaning and it means 'pledge to God'. We're believers and I just felt like it was meant to be."

"As we keep growing in Jacksonville, we want to make sure that people understand and know that we are here for the community and that we want to push School Readiness and our VPK vouchers and knowing that this is not just an academy where you have to have a bunch of money," Dawuane said. "We're opening it up for under served communities, for inner city kids as well, too."

Smoot often works with area nonprofits Big Brothers Big Sisters of Northeast Florida, Better Dads Society and the Jacksonville Arts and Music School, and participates in food distributions with local food banks and the annual "Shop with a Jaguar," providing children from areas of Jacksonville with a holiday shopping spree.

(news4jax.com, [Alessandra Pontbriand](#), Feb. 14, 2024)

PERSONAL

Pronounced (DUH-waan). Dawuane "D.J." Smoot. Has a YouTube channel, 'Smoot TV', that chronicles his NFL journey on and off the field. He and his wife Aumari have two children Ahlani who was born in their living room and Ahmir who was born in their bedroom. Smoot was the Jaguars 2023 Walter Payton Man of the Year nominee.



DAWUANE SMOOT

DAWUANE SMOOT'S NFL REGULAR SEASON DEFENSIVE STATISTICS

DATE	TEAM	GP	TACKLES										INTERCEPTIONS					FUMBLES					ST					MISC		
			GS	TK	S	A	TFL	YDS	SK	YDS	QBH	NO	YDS	LG	TD	PD	FF	FR	TD	YDS	TK	S	A	FF	FR	S	A			
2017	Jaguars	16	0	15	11	4	2	1	0.0	0.0	5	0	0	0	0	0	0	0	0	0	5	3	2	0	0	0	0			
2018	Jaguars	8	0	4	3	1	1	1	0.0	0.0	3	0	0	0	0	0	0	0	0	0	0	0	0	0	0	0				
2019	Jaguars	16	0	17	12	5	6	32	6.0	32.0	7	0	0	0	0	0	1	0	0	0	0	0	0	0	0	0				
2020	Jaguars	16	7	25	21	4	5	23	5.5	23.0	17	0	0	0	0	2	0	0	0	0	0	0	0	0	0	0				
2021	Jaguars	16	10	36	22	14	7	48	6.0	48.5	16	0	0	0	0	3	1	0	0	0	0	0	0	0	0	0				
2022	Jaguars	15	0	21	14	7	6	21	5.0	34.5	12	0	0	0	2	1	1	0	0	0	0	0	0	0	0	0				
2023	Jaguars	12	0	10	8	2	0	0	1.0	6.0	4	0	0	0	0	1	0	0	0	0	0	0	0	0	0	0				
TOTALS		99	17	128	91	37	27	126	23.5	144.0	64	0	0	0	0	5	5	2	0	0	5	3	2	0	0	0				

DAWUANE SMOOT'S NFL POSTSEASON DEFENSIVE STATISTICS

DATE	TEAM	GP	TACKLES										INTERCEPTIONS					FUMBLES					ST					MISC		
			GS	TK	S	A	TFL	YDS	SK	YDS	QBH	NO	YDS	LG	TD	PD	FF	FR	TD	YDS	TK	S	A	FF	FR	S	A			
2017	Jaguars	3	0	0	0	0	0	0	0.0	0.0	2	0	0	0	0	0	0	0	0	0	1	1	0	0	0	0	0			
2022	Jaguars	0	0	0	0	0	0	0	0.0	0.0	0	0	0	0	0	0	0	0	0	0	0	0	0	0	0	0	0			
TOTALS		3	0	0	0	0	0	0	0.0	0.0	2	0	0	0	0	0	0	0	0	0	1	1	0	0	0	0				

SINGLE-GAME HIGHS: DEFENSIVE

- Total Tackles** 5 vs. Dallas Cowboys, Dec 18, 2022
- Solo Tackles** 4 vs. Dallas Cowboys, Dec 18, 2022
- Sacks** 2.0 vs. Las Vegas Raiders, Nov 06, 2022
- Passes Defensed** 1 vs. Dallas Cowboys, Dec 18, 2022

- Forced Fumbles** 1 at Los Angeles Chargers, Sep 25, 2022
- Fumble Recoveries** 1 vs. Indianapolis Colts, Dec 29, 2019
- Tackles For Loss** 3 vs. Dallas Cowboys, Dec 18, 2022
- Special Teams Tackles** 2 at Arizona Cardinals, Nov 26, 2017



DE | 56

JAVON SOLOMON

AGE: 23 (January 17, 2001) | HT: 6-1 | WT: 246

COLLEGE: Troy

NFL EXP: Rookie

HOMETOWN: Tallahassee, FL

ACQUIRED: Draft (2024, R5)

X solomon_40

IG 41von_

FIRST-AND-10

JAVON SOLOMON was selected by the Bills in the fifth round in 2024. Solomon left Troy tied for third in school history (16) for sacks in a season and is the first player the Bills have drafted out of Troy since selecting QB Levi Brown in 2010.

SHOUTOUTS

- Solomon's 33 career sacks also ranks second in school history and second in Sun Belt Conference history. His 49 career tackles-for-loss ranks third in Sun Belt history.
- Collected 16 sacks which led the nation also had 56 total tackles (26 solo) in 2023. Totaled 18 TFLs, three forced fumbles and two fumble recoveries on his way to second-team All-American honors.
- Was awarded the Sun Belt Conference Defensive Player of the Week honors after tying the Troy single-game record with four sacks against ULM. His total matched Osi Umenyiora's four sacks against Florida A&M in 2002 for the most in program history.
- Named to the All-Sun Belt Third Team in 2022. Finished the season with 7.5 tackles for loss, 4.5 sacks, six quarterback hurries and 44 tackles.
- Earned All-Sun Belt First Team honors in 2021. Led the Sun Belt in tackles for loss (1.42 per game) and ranked 12th nationally.
- Became just the third FBS player since at least 2000 to record 12 tackles for loss, 7.5 sacks and one interception in the first six games of the season. Carl Nassib (Penn State, 2015), Elvis Dumervil (Louisville, 2005).
- His 11 sacks in 2021 were the most by a Trojan since Jonathan Massaquoi's 13 in 2010. Became the fifth player nationally since 2017 to record at least nine tackles, five tackles for loss and 3.5 sacks in a game; first player in Sun Belt history to do so.
- Named to the All-Sun Belt Team as an honorable mention in 2020 after collecting 29 total tackles, 6 TFLs, 1.5 sacks and one forced fumble.

IF YOU HAVEN'T HERD

WHAT I ALWAYS WANTED

"Coming from Tallahassee, Mobile is not too far away," Solomon said in an interview session with Mobile-area reporters at Senior Bowl headquarters. "So it's something that I always heard of as a kid and growing up. I know that it was probably one of the biggest opportunities that anybody can get just from a college standpoint. Playing in this game is a huge opportunity for me. I understand how much it means to me and people that even that are not here, that would love to be here. I'm grateful for the opportunity and I plan to go out there give it my best every day."

Solomon's 16 sacks in 2023 were a Division I-era record at Troy, as were his 33 career sacks. That career mark was 3.5 better than Jibunor's 29.5, and also eclipsed the previous record total of 27.5 set by future Pro Football Hall of Famer DeMarcus Ware from 2001-04.

Solomon's 16 sacks broke the previous Troy Division I record of 15 set by another future NFL standout, Osi Umenyiora, in 2002. Solomon's four sacks vs. Louisiana-Monroe on Nov. 11 also tied another school record held by Umenyiora.

Solomon said of Ware. "He's a guy that knew what it takes to be successful. You can also tell he's a great person by how he treats his family. Him and Osi Umenyiora, they were great players in the league and are great people. I try to mimic the way they go about things. So hopefully I get that status one day." ([al.com](#), [Creg Stephenson](#), Jan. 23, 2024)

PERSONAL

Full name is Javon Pyree Solomon and is the son of Maronica Flagler. Most people don't know that his middle name is supposed to be Tyree, but the hospital messed up his name. He has one brother, Rajay Solomon, and one sister, Mariah Vincent. Graduated with a degree in criminal justice and a minor in leadership. Attended Godby HS (FL) where he also lettered in wrestling.

**LB | 54**

BAYLON SPECTOR

AGE: 25 (October 20, 1998) | HT: 6-0 | WT: 233

COLLEGE: Clemson

NFL EXP: 3 Years

HOMETOWN: Calhoun, GA

ACQUIRED: Draft (2022, R7)

[O] baylonspector

FIRST-AND-10

BAYLON SPECTOR was selected by the Bills in the 7th round (231st overall) in 2022 and has provided depth at linebacker in his first two NFL seasons. Spector had 210 tackles during his five-year collegiate career at Clemson (2017-21).

SHOUTOUTS

- Started first career game in the AFC Wild Card round vs. Pit. (1/15/24).
- Saw action in 9 games in 2023 with 4 tackles on defense and 2 on special teams.
- Tied a career-high with 4 tackles in AFC East division clinching win at Mia. (1/7/24).
- Saw action in 6 games as a rookie with the Bills in 2022 with 4 tackles on defense and 2 more on special teams.
- Posted a career-high 4 tackles vs. Pit. (10/9/22).
- Made his NFL debut with 11 snaps on special teams at LAR (9/8/22).
- Played in 53 games during his career at Clemson from 2017-21 and finished with 210 tackles (22.0 for loss), 9 sacks, 4 forced fumbles, 4 fumble recoveries, 3 pass breakups and an interception.
- Ranked second on the team with 85 tackles in 2021, while also recording 4.5 tackles for loss, 2.5 sacks, a pass breakup, an interception, a forced fumble and a fumble recovery. Played in 11 games with 10 starts and served as a permanent team captain.
- His 19 tackles at NC State (9/25/21) were the most by a Clemson player in a single game since 2002.
- Played in 12 games in 2020 and earned second team All-ACC honors from the Associated Press with a team leading 72 tackles to go along with 10.5 tackles for loss,

IF YOU HAVEN'T HERD

CLEMSON FAMILY SPECIAL FOR SPECTORS

In the Spector family, there is one thing that brings everyone together above everything else. That is Clemson football because it has become the family way.

Baylon's father, Robbie, was a wide receiver for the Tigers from 1986-90. His brother, Brannon, is a wide receiver at Clemson and was Baylon's teammate from 2019-21. In addition, their sister, Blair, was a cheerleader at Clemson.

"It really is special," he told Clemson Athletics website. "Just to know that my dad is out here watching both of us and we get to be out here playing is really exciting and fun. I like that we have kept the Clemson program in the family. I'm glad I get to carry on the legacy and get to watch my brother play."

THE STAMPEDE

Top item on bucket list: Play golf at Augusta National

Favorite food to eat in the car: Sour Gummy Worms

Favorite linebacker of all-time: Luke Kuechly

Least favorite class in college: Accounting II

Favorite movie: Batman: The Dark Knight

Favorite household chore: Staying organized

First job growing up: Worked at the local recreation department, weed whacking

PERSONAL

Is engaged to Ryleigh Campbell. Has a French bulldog named Stitch. Is the son of Robbie Spector and Angie Brumlow. Has a brother, Brannon, and a sister, Blair. His cousin, Kris Durham, played wide receiver for Seattle, Detroit and Tennessee. Only two other players have ever been drafted from his high school: Durham (4th round by SEA in 2011) and Riley Gunnels (10th round by PIT in 1959). Earned his degree in marketing and added a master's degree in athletic leadership. Was a two-time All-ACC Academic Team selection.



BAYLON SPECTOR'S NFL REGULAR SEASON DEFENSIVE STATISTICS

DATE	TEAM	GP	GS	TACKLES								INTERCEPTIONS					FUMBLES					ST				MISC	
				TK	S	A	TFL	YDS	SK	YDS	QBH	NO	YDS	LG	TD	PD	FF	FR	TD	YDS	TK	S	A	FF	FR	S	A
2022	Bills	6	0	4	4	0	0	0	0.0	0.0	0	0	0	0	0	0	0	0	0	0	2	2	0	0	0	0	0
2023	Bills	9	0	4	1	3	0	0	0.0	0.0	0	0	0	0	0	0	0	0	0	0	2	1	1	0	0	0	0
TOTALS		15	0	8	5	3	0	0	0.0	0.0	0	0	0	0	0	0	0	0	0	0	4	3	1	0	0	0	0

SINGLE-GAME HIGHS: DEFENSIVE

Total Tackles 4 at Miami Dolphins, Jan 07, 2024

Solo Tackles 4 vs. Pittsburgh Steelers, Oct 09, 2022



DT | 61

GABLE STEVESON

AGE: 24 (May 31, 2000) | HT: 5-11 | WT: 266

COLLEGE: Minnesota

NFL EXP: Rookie

HOMETOWN: Apple Valley, MN

ACQUIRED: Free Agent (2024)

X [GableSteveson](#)

IG [gablesteveson](#)

FIRST-AND-10

GABLE STEVESON signed with the Bills as a free agent in 2024. Steveson is a freestyle and folkstyle wrestler who claimed a gold medal at heavyweight at the 2020 Summer Olympic Games. Steveson competed collegiately at Minnesota. He was also signed to WWE from 2021 to 2024.

SHOUTOUTS

- Won the Tokyo Olympics men's freestyle 125-kilogram final 10-8 over Georgia's Geno Petriashvili to take home the gold medal.
- Steveson became the youngest freestyle wrestler to win Olympic gold at super heavyweight at the age of 21 years, two months and six days.
- A two-time heavyweight NCAA Champion (2021, 2022).
- Became Minnesota's eighth three-time Big Ten Champion (2020, 2021, 2022).
- Named the 2021-22 Big Ten Male Athlete of the Year.
- The first two-time heavyweight winner of the Hodge Trophy (2021-22), awarded to the best college wrestler in the nation.
- Holds the best winning percentage in Gopher wrestling history with an 85-2 career record (.977).
- Held a perfect 48-0 record in dual competition at Minnesota, with a 36-0 mark against Big Ten opponents.

PERSONAL

The son of Robert and Laticia Steveson, Gable was named after wrestling icon Dan Gable. Has two older brothers, Johnathan and Bobby. Bobby is currently signed to WWE and performs under the ring name Damon Kemp. Steveson was four-time state champion for Apple Valley High School.

IF YOU HAVEN'T HERD

MATCH OF THE CENTURY

When you're named after wrestling legend Dan Gable, expectations are high. American super heavyweight wrestler Gable Dan Steveson has faced those expectations and at almost every opportunity has met them.

On Friday, Steveson secured the ultimate prize as a wrestler, an Olympic gold medal, stunning Georgia's three-time world champion Geno Petriashvili with a nifty two-point move as time expired in the men's freestyle super heavyweight final at the Tokyo Olympics.

"You saw that?" and emotional Steveson said after the match. "Wow! No way, ain't no way. I'm speechless, I've never done it before but today was the day. Damn!"

Steveson took an early lead in the match when he slammed Petriashvili with a takedown move that echoed around the near-empty arena. But Georgian champion fought back to take a late 8-5 lead.

But with 10 seconds left, Steveson turned things around with two spin-behind takedowns, the second coming just as the buzzer sounded to go up 9-8. Petriashvili's corner challenged the decision on the final takedown and lost another point in the process, giving the American a 10-8 victory.

"In those last few seconds, I knew I could fire it up," Steveson said. "I tricked him and he bought it. I looked at the clock at it was 0.3 (seconds) left. It was the match of the century."

If expectations were high for Steveson, it's no wonder. The Minneapolis resident was named by his mother after wrestling icon Dan Gable, who won wrestling gold at the 1972 Munich Games. Gable would go on to cement his legacy as a coach at the University of Iowa, where he mentored dozens of all-Americans, national champions and future Olympians. He also coached multiple Olympic and World Championship teams.

(Joseph Schwerdt, [NBCOlympics.com](#), August 6, 2021)



WR | 89

BRYAN THOMPSON

AGE: 25 (April 7, 1999) | HT: 6-1 | WT: 195

COLLEGE: Arizona State

NFL EXP: 1 Year

HOMETOWN: Moreno Valley, CA

ACQUIRED: UDFA (2023)

X B_Thompson_1

IG bt_xxll

FIRST-AND-10

BRYAN THOMPSON was signed by the Bills as an undrafted free agent following the 2023 draft and spent his entire rookie season on the practice squad. Thompson, who played his final two seasons at Arizona State (2021-22), began his collegiate career at Utah (2017-20).

SHOUTOUTS

- In 2022, recorded a career-high 25 receptions for 377 yards in 11 games.
- Totaled a season-high 86 yards in the air at USC (10/1/22).
- In his first season at Arizona State in 2021, appeared in 11 games with 4 starts and tallied 12 catches for 127 yards.
- Saw action in 5 games (2 starts) in 2020 and grabbed 9 passes for 187 yards and a TD. Also added a 9-yard rushing TD vs. Washington State (12/19/20).
- In 2019, played in 12 games (9 starts) and finished 2nd on the team with 461 receiving yards on 18 catches. Also scored 3 TDs.
- Notched a career-high 111 receiving yards (4 receptions) vs. Washington State (9/28/19).
- Tallied his first career 100-yard receiving game vs. Idaho State (9/14/19) on 2 catches, both went for touchdowns. His 82-yard TD catch was the 10th longest in school history and was a career long.
- Played in just four games in 2018 and snagged 1 catch for 31 yards vs. Northwestern in the Holiday Bowl (12/31/18).
- Saw action in 12 games (1 start) in 2017 and grabbed 5 passes for 77 yards (15.4 avg).
- Registered his first career catch for 29 yards at USC (10/14/17).

IF YOU HAVEN'T HERD

HONORED LATE TY JORDAN BY WEARING #22

Bryan Thompson does his best to play a level-headed game.

And his toughest challenge came back in Week 7 at Utah, marking the graduate transfer's first visit back to his former program since the passing of his former teammate, Utah defensive back Aaron Lowe, on Sept. 26. Thompson also mourned the loss of teammate Ty Jordan on Christmas Day.

Serving as the honorary captain in that game carried their memories with him.

"I changed my number to 22 because of Ty Jordan. That meant a lot, especially getting mentioned as the honorary captain. I didn't want to play with too many emotions, I just wanted to go out there and play to the best of my abilities," Thompson said.

Coming in as a veteran receiver on a relatively young Arizona State core, Thompson fit in right away with his new teammates. It even helped that the Moreno Valley, Calif. native grew up in the same 7-on-7 circles as quarterback Jayden Daniels.

"I never really played against him, but he was in my area, so you had no choice but to hear of Jayden Daniels," Thompson said. "It was like a connection that was there before it was even there. We're just building on top of it now. Last week was good, but we're not satisfied, we'll keep on going." (Jenna Ortiz, Arizona Republic, Nov. 10, 2021)

PERSONAL

Is the son of Shaunda Greene. Competed in football and track at Rancho Verde High School in Moreno Valley, CA. Majored in liberal studies at Arizona State.



DE | 99

CASEY TOO HILL

AGE: 27 (August 21, 1996) | HT: 6-5 | WT: 250

COLLEGE: Stanford

NFL EXP: 5 Years

HOMETOWN: San Diego, CA

ACQUIRED: Free Agent (2024)

c2hill

FIRST-AND-10

CASEY TOO HILL signed a one-year contract with the Bills on March 19, 2024. A 7th round draft choice of Philadelphia in 2020, he appeared in 1 game with the Eagles as a rookie before being acquired off waivers by Washington on October 14, 2020. He went on to see action in 56 regular season games (14 starts) with Washington.

SHOUTOUTS

- Notched a career-high 5 sacks for the Commanders in 2023 in 16 games (8 starts) while seeing action in a career-high 45% of their defensive snaps. Also totaled 27 tackles, 6 for a loss and a fumble recovery.
- Registered a fumble recovery at NYJ (12/24/23).
- Recorded a career-high 2 sacks of Desmond Ridder in a victory at Atl. (10/15/23).
- In 2022, played in 16 games and recorded 23 tackles, a sack, 6 QB hits and 2 fumbles recovered.
- Took down Deshaun Watson for his only sack of the 2022 season vs. Cle. (1/1/23). Also had 3 tackles.
- Recovered a fumble and returned it one yard for his first NFL TD at Phi. (11/14/22).
- Started 6 games of the 16 total contests for Washington in 2021 with 22 tackles, a sack, and a pass defended.
- Registered a career-high 5 tackles vs. his former team vs. Phi. (1/2/22).
- Posted his first career sack of Patrick Mahomes vs. KC (10/17/21).
- Played in his only career playoff contest vs. TB in the NFC Wild Card game (1/9/21).
- Made his NFL debut for the Eagles in a week 2 match-up vs. LA Rams (9/20/20).
- During his career at Stanford (2016-19), saw action in 46 games and posted 130 tackles (70 solo), 14.5 sacks, an interception, 3 passes defended and a fumble recovery.

IF YOU HAVEN'T HERD

"FELL IN LOVE WITH THE POSITION"

"Baseball was my favorite sport growing up because that is what my brother played, and I was interested in collecting baseball cards and balls," Toohill told BVM Sports in 2021.

He eventually turned all of his attention to flag football. "My parents didn't want me to play Pop Warner until I was a little bit older, which I thought was a smart decision," Toohill said.

But when he entered the 8th grade, and his interest continued to deepen, his parents eventually allowed him to play Pop Warner. Because of his quickness and 5-foot-8 stature, his Pop Warner coaches played him as a running back. However, his position changed when Toohill began high school at Cathedral Catholic in San Diego. During his first two years, Toohill had a massive growth spurt in which he sprouted to 6-foot-1 and was eventually called up to be an outside linebacker.

"I fell in love with the position," Toohill said. (Garrett Whitton, BVM Sports, July 8, 2021)

THE STAMPEDE

Favorite TV show: Succession

Favorite movie: Everything Everywhere All At Once

Favorite food: California burrito

Favorite podcast: If Books Could Kill

Favorite athletes growing up: LaDainian Tomlinson, Adrian Peterson and Clay Matthews

Favorite vacation spot: Hawaii

Favorite musical artist: The Notorious B.I.G.

A skill you would like to learn: Speak Spanish fluently

PERSONAL

Has a fiance, Dillon. Is the son of Steve and Karen Toohill. Has two siblings, Kathleen and Connor. Hobbies include surfing, reading, hiking, water sports and traveling. Earned a degree in political science from Stanford and was a three-time Pac-12 All-Academic selection as well as a team captain.



CASEY TOO HILL'S NFL REGULAR SEASON DEFENSIVE STATISTICS

DATE	TEAM	GP	TACKLES										INTERCEPTIONS					FUMBLES					ST					MISC	
			GS	TK	S	A	TFL	YDS	SK	YDS	QBH	NO	YDS	LG	TD	PD	FF	FR	TD	YDS	TK	S	A	FF	FR	S	A		
2020	Eagles	1	0	0	0	0	0	0	0.0	0.0	0	0	0	0	0	0	0	0	0	0	0	0	0	0	0	0	0	0	
2020	Commanders	8	0	2	0	2	0	0	0.0	0.0	1	0	0	0	0	0	0	0	0	0	0	0	0	0	0	0	0	0	
2020	TOTAL	9	0	2	0	2	0	0	0.0	0.0	1	0	0	0	0	0	0	0	0	0	0	0	0	0	0	0	0	0	
2021	Commanders	16	6	22	11	11	1	3	1.0	0.0	6	0	0	0	0	1	0	0	0	0	5	5	0	0	0	0	0	0	
2022	Commanders	16	0	23	11	12	2	3	1.0	0.0	6	0	0	0	0	0	0	2	1	1	2	2	0	0	0	0	0	0	
2023	Commanders	16	8	25	16	9	6	23	5.0	19.0	7	0	0	0	0	1	0	1	0	0	1	1	0	0	0	0	0	0	
TOTALS		57	14	72	38	34	9	29	7.0	19.0	20	0	0	0	2	0	3	1	1	8	8	0	0	0	0	0	0	0	

CASEY TOO HILL'S NFL POSTSEASON DEFENSIVE STATISTICS

DATE	TEAM	GP	TACKLES										INTERCEPTIONS					FUMBLES					ST					MISC	
			GS	TK	S	A	TFL	YDS	SK	YDS	QBH	NO	YDS	LG	TD	PD	FF	FR	TD	YDS	TK	S	A	FF	FR	S	A		
2020	Commanders	1	0	0	0	0	0	0	0.0	0.0	0	0	0	0	0	0	0	0	0	0	0	0	0	0	0	0	0	0	0
TOTALS		1	0	0	0	0	0	0	0.0	0.0	0	0	0	0	0	0	0	0	0	0	0	0	0	0	0	0	0	0	0

SINGLE-GAME HIGHS: DEFENSIVE

Total Tackles 5 at Philadelphia Eagles, Dec 21, 2021
Solo Tackles 3 vs. Philadelphia Eagles, Jan 02, 2022
Sacks 1.0 vs. Kansas City Chiefs, Oct 17, 2021

Passes Defensed 1 at New York Giants, Jan 09, 2022
Tackles For Loss 1 vs. Los Angeles Chargers, Sep 12, 2021
Special Teams Tackles 2 at Buffalo Bills, Sep 26, 2021



G | 64

O'CYRUS TORRENCE

AGE: 24 (January 20, 2000) | HT: 6-5 | WT: 330

COLLEGE: Florida

NFL EXP: 2 Years

HOMETOWN: Greensburg, LA

ACQUIRED: Draft (2023, R2)

X 78_KingBo

📷 kingbo_58

FIRST-AND-10

O'CYRUS TORRENCE was selected by the Bills in the second round (59th overall) in 2023. Torrence played for Louisiana for three seasons (2018-21) before transferring to Florida (2022). Torrence marked the second consecutive year the Bills have drafted a Florida Gator, joining CB Kaiir Elam.

SHOUTOUTS

- Named to the 2023 PFWA All-Rookie Team.
- During his first year NFL season in 2023, started all 17 regular season games and both of the team's playoff games. Was an integral part of an offensive line that allowed the fewest sacks in the NFL (24).
- Began his collegiate career with Louisiana, playing for the Ragin' Cajuns from 2018-21 and then transferred to Florida for his final college season in 2022.
- Started in 11 games for the Florida Gators in 2022, becoming the first Gators offensive guard to be named a Consensus All-American.
- During his final season with the Ragin' Cajuns in 2021, started and appeared in 11 games. Earned First Team All-Sun Belt Conference honors.
- Played and started in all 11 of Louisiana's games in 2020. Named Second Team All-Sun Belt Conference for his performance.
- Started in 13 of the Ragin' Cajuns 14 games as a true freshman in 2019. Named to the 2019 Football Writers Association of America-Shaun Alexander Freshman All-America Team.

PERSONAL

The son of Demetrice Torrence and Fred Porter. Majored in business administration. Hobbies include fishing and playing with his cat. Attended St. Helena Central High School.

IF YOU HAVEN'T HERD

CYBO

It's easy now to view O'Cyprus Torrence and his 6-5, 330 pound frame as being larger than life--but perhaps by a mother's intuition, Torrence's mom Demetrice, always knew he'd be an imposing figure. According to The Advocate, for as long as can be remembered she referred to O'Cyprus as 'Cyborg.' That nickname quickly gained traction and still sticks with him today, but has been shortened to just 'Cybo'. "Cybo has been with me since I was a kid; my mom used to call me 'Cyborg' from the Teen Titans because I was a big kid," Torrence told The Buffalo News at the Senior Bowl, referring to the popular Cartoon Network series. "It kind of stuck. My brothers cut it to Cybo."

PUUUURRRRFECT FIT

Despite making it to the NFL, Torrence is not someone who is about to forget about the things that are important to him, including: his cat. Arriving in Buffalo the day after being drafted by the Bills, Torrence was sporting a custom suit with photos of his cat, Cece, sewn into the lining. Torrence explained the design choice, "With the cat on the inside, I just sent the guy who made it like three different pictures of my cat. He made it all pretty: put it on the inside of the jacket and inside of the vest. It came out really good."

THE STAMPEDE

Pregame ritual: Stops washing hands 3-4 hours before a game. "The grimmer I feel, the better I play"

Hidden talent: Is a good cook

Favorite food: Jambalaya

Favorite TV show: Dragon Ball Z

BUFFALO TRACKS

REGULAR SEASON GAMES PLAYED/STARTED

2023 (Buf, 17/17) ... Totals (17/17)

POST-SEASON GAMES PLAYED/STARTED

2023 (Buf 2/2) ... Totals (2/2)



QB | 11

MITCHELL TRUBISKY

AGE: 29 (August 20, 1994)

HT: 6-2

WT: 220

COLLEGE: North Carolina

NFL EXP: 8 Years

HOMETOWN: Mentor, OH

ACQUIRED: Free Agent (2024)

X Mtrubisky10

📷 mtrubisky10

FIRST-AND-10

MITCHELL TRUBISKY signed a two-year deal with the Bills in 2024 after previously spending the 2021 season in Buffalo. Trubisky entered the NFL in 2017 with the Bears as the number two overall pick out of North Carolina. In addition to Buffalo (2021) and Chicago (2017-20), Trubisky has spent two years playing for Pittsburgh (2022-23).

SHOUTOUTS

- Spent two seasons in Pittsburgh (2022-23), appearing in 12 games and making seven starts. Completed 184-of-287 passes for 1,884 yards and eight touchdowns. Added 35 carries for 92 yards and four TDs.
- During his first season in Buffalo in 2021, appeared in six regular season games and one playoff game.
- With Chicago appeared in 51 career games, completing 1,010-of-1,577 pass attempts for 10,609 yards and 64 touchdowns to 37 interceptions for a 87.2 passer rating and added 190 rush attempts for 1,057 yards and eight touchdowns.
- In two career postseason starts, has completed 45-of-72 pass attempts for 502 yards, two touchdowns and a passer rating of 92.5.
- Named a 2018 Pro Bowl selection, becoming the first Bears quarterback since Jim McMahon in 1986 to be named to the Pro Bowl, after completing 289-of-434 passes for 3,223 yards and 24 touchdowns along with a 95.4 passer rating.
- Set the Bears franchise rookie records for completions (196) and passing yards (2,193) in 2017.
- Became the fastest Bears QB to eclipse 10,000 career passing yards, doing so in 49 games to surpass the previous mark of 58 games set by Jim McMahon.
- Set a single game career-high with six passing touchdowns, just one shy of the all-time NFL record (7), in 2018 vs. TB (9/30/18) after completing 19-of-26 passes for 354 yards and a 154.6 passer rating.

IF YOU HAVEN'T HERD

GIVING BACK

Crouched down near to the ground, Mitchell Trubisky held his arms out in front of him while his 1-year-old son Hudson held a football above his head at Jerome T. Osborne Stadium on June 27.

The smile on Trubisky's face nearly spanned from sideline to sideline as he played catch with his son on the field on which he starred in high school while 200 youngsters went through their workouts at a youth football camp at bears his name. Oh yes, Mitchell Trubisky is living his best life and he knows it.

"It's fun, man. I feel blessed," Trubisky said. "I have an amazing family and support system. (This is) awesome. We are in Year 6 of the Mitch Trubisky and Mentor football camp. I'm just thanking to Coach (Matt) Gray and Coach (Steve) Trivisonno when he was here to allow me to continue to be part of this. I love coming back, giving back to the community and have fun teaching the game that we love."

"There's nothing more special than being a father," Trubisky said. "Being on this sacred, holy ground to me and sharing these moments with him is truly special."

(The News-Herald, John Jampf, June 27, 2023)

THE STAMPEDE

Favorite TV show: Peaky Blinders

Favorite movie: Good Will Hunting

Favorite athlete: LeBron James

Favorite food: Steak or chicken parm

Favorite musical artists: J. Cole & Drake

Bucket list item: Travel to Europe

Another sport he'd want to play professionally: Golf

PERSONAL

The son of Dave and Jeanne Trubisky. Married to his wife Hillary Gallagher; the couple has a son named Hudson. Has two younger brothers, Manning and Mason and a sister, Mariah.



MITCHELL TRUBISKY

MITCHELL TRUBISKY'S NFL REGULAR SEASON PASSING/RUSHING STATISTICS

		PASSING														RUSHING			
DATE	TEAM	GP	GS	ATT.	CMP.	PCT.	YDS	AVG.	TD	INT.	LG	SK	LST	RATE	NO.	YDS.	AVG.	LG	TD
2017	Bears	12	12	330	196	59.4	2,193	6.6	7	7	70	31	196	77.5	41	248	6.0	46	2
2018	Bears	14	14	434	289	66.6	3,223	7.4	24	12	70†	24	143	95.4	68	421	6.2	39	3
2019	Bears	15	15	516	326	63.2	3,138	6.1	17	10	53	38	234	83.0	48	193	4.0	23†	2
2020	Bears	10	9	297	199	67.0	2,055	6.9	16	8	53	18	125	93.5	33	195	5.9	45	1
2021	Bills	6	0	8	6	75.0	43	5.4	0	1	15	0	0	47.4	13	24	1.8	22	1
2022	Steelers	7	5	180	117	65.0	1,252	7.0	4	5	45	11	68	81.1	19	38	2.0	9	2
2023	Steelers	5	2	107	67	62.6	632	5.9	4	5	26	7	42	71.9	16	54	3.4	15	2
TOTALS		69	57	1,872	1,200	64.1	12,536	6.7	72	48	70†	129	808	85.5	238	1,173	4.9	46	13

MITCHELL TRUBISKY'S NFL POSTSEASON PASSING/RUSHING STATISTICS

		PASSING														RUSHING			
DATE	TEAM	GP	GS	ATT.	CMP.	PCT.	YDS	AVG.	TD	INT.	LG	SK	LST	RATE	NO.	YDS.	AVG.	LG	TD
2018	Bears	1	1	43	26	60.5	303	7.0	1	0	45	2	12	89.6	3	9	3.0	6	0
2020	Bears	1	1	29	19	65.5	199	6.9	1	0	28	1	8	96.8	3	10	3.3	7	0
2021	Bills	1	0	0	0	0.0	0	0.0	0	0	0	0	0	0.0	3	-2	-0.7	0	0
2023	Steelers	0	0	0	0	0.0	0	0.0	0	0	0	0	0	0.0	0	0	0.0	0	0
TOTALS		3	2	72	45	62.5	502	7.0	2	0	45	3	20	92.5	9	17	1.9	7	0

SINGLE-GAME HIGHS: QUARTERBACK

- Pass Attempts** 54 vs. New Orleans Saints, Oct 20, 2019
- Pass Completions** 34 vs. New Orleans Saints, Oct 20, 2019
- Yards Passing** 355 vs. Detroit Lions, Nov 11, 2018
- TD Passes** 6 vs. Tampa Bay Buccaneers, Sep 30, 2018
- Long Passes** 70† vs. New York Jets, Oct 28, 2018
- Completion Percentage** 86.2 at San Francisco 49ers, Dec 23, 2018
- Passer Rating** 154.6 vs. Tampa Bay Buccaneers, Sep 30, 2018
- Rush Attempts** 10 vs. Dallas Cowboys, Dec 05, 2019
- Rushing Yards** 81 vs. New England Patriots, Oct 21, 2018
- Rushing Average** 6.3 vs. Dallas Cowboys, Dec 05, 2019
- Longest Runs** 46 at New Orleans Saints, Oct 29, 2017
- Rushing TDs** 1 at Indianapolis Colts, Dec 16, 2023



DE | 55

DAVID UGWOEGBU

AGE: 23 (September 13, 2000) | HT: 6-4 | WT: 250

COLLEGE: Houston

NFL EXP: Rookie

HOMETOWN: Katy, TX

ACQUIRED: UDFA (2024)

X Davidu2x

IG davidu2x

FIRST-AND-10

DAVID UGWOEGBU signed with the Bills as an undrafted free agent in 2024. He finished his collegiate career at Houston after transferring from Oklahoma.

SHOUTOUTS

- Finishes his college career at Houston (2023) after spending four seasons at Oklahoma (2019-22).
- Appeared in 12 games (seven starts) for the Cougars in 2023. He was sixth on team with 41 tackles (28 solo). His 6.0 TFLs ranked fourth on the team. He added three sacks, three breakups, one forced fumble and one fumble recovery.
- Finished his Oklahoma career with 4.0 sacks, 16 TFLs and 211 total tackles.
- Received honorable mention All-Big 12 accolades in 2022 from league's head coaches.
- Started all 13 games in 2022 and ranked second on team (fourth in Big 12) with 109 total tackles. Also totaled 7.5 tackles for loss, 2.0 sacks, a pass breakup, four QB hurries and a safety.
- In 2021, played in all 13 games and made four starts. Totaled 49 tackles and 1.5 tackles for loss.
- Played in all 11 games and made three starts in 2020, making 34 total tackles (16 solo) and registering one interception, 3.0 tackles for loss, 1.0 sack, six QB hurries and a blocked punt.

PERSONAL

Full name is Chinenye 'David' Ugwoebu (uh-GWAY-boo). Is of Nigerian descent and is the son of Grace Ugwoegbu. Earned a bachelor of arts degree in criminology from the University of Oklahoma. Attended Seven Lakes HS (TX).

IF YOU HAVEN'T HERD

ON THE MOVE

David Ugwoegbu has been on the move this offseason.

The first move came immediately at the end of the football season, when Ugwoegbu crossed the Red River from Oklahoma and returned home to play as a graduate transfer at the University of Houston.

Ugwoegbu is still settling in with his other move, a transition from middle linebacker — where he was among the top tacklers in the Big 12 last season — to edge rusher.

"Time for me to branch out and see what I can do," Ugwoegbu said earlier this summer about the decision to switch schools and positions for his final year of college eligibility. "Put that on tape for the next level."

It was feedback from NFL personnel that put into motion a return home for Ugwoegbu, who played at Seven Lakes and was rated among the top 25 defensive ends in the nation for the class of 2019. All the feedback suggested that scouts view Ugwoegbu as a "hybrid-type" capable of being used as edge rusher, defensive end and outside linebacker.

"There just wasn't much of a need for that at Oklahoma," Ugwoegbu said. "I had a pretty set-in-stone position as the mike linebacker. Just me playing (edge rusher) there wasn't going to happen, so I played my four years and graduated." (houstonchronicle.com, Joseph Duarte, July 5, 2023)

THE STAMPEDE

Favorite players growing up: Adrian Peterson, Larry Fitzgerald & Von Miller

Nickname: DU

Favorite food: Mexico

Favorite movie: Training Day

No. 1 bucket list item: Buy my mom a house

Dream vacation spot: Dubai



LB | 48

EDEFUAN ULOFOSHIO

AGE: 24 (January 23, 2000) | HT: 6-0 | WT: 239

COLLEGE: Washington

NFL EXP: Rookie

HOMETOWN: Las Vegas, NV

ACQUIRED: Draft (2024, R5)

X Ulofoshio30

📷 edefuan.u

FIRST-AND-10

EDEFUAN ULOFOSHIO was selected by the Bills in the 5th round in 2024. Ulofoshio, a former walk-on at the University of Washington, became the first Husky to be drafted by Buffalo since 1998 (WR Fred Coleman).

SHOUTOUTS

- Compiled 251 tackles (153 solo), 15 for a loss, 7 sacks, 5 forced fumbles, 2 fumble recoveries and an interception in his 6-year tenure at Washington (2018-23).
- Earned 2nd-team All-America status from PFF and 3rd-team All-America honors from the Associated Press in 2023, while helping lead the Huskies to the CFP National Championship game. Totaled 94 tackles (62 solo), 8 for a loss, 3 sacks, a forced fumble and an interception. Also captured first-team All-Pac-12 honors.
- Notched 7 tackles, including 2 for a loss, in the CFP Semifinal win vs. Texas (1/1/24).
- Posted a season-high 12 tackles along with a forced fumble at Stanford (10/28/23).
- Returned an INT 45 yards for a TD vs. Cal (9/23/23).
- Logged a career-high 18 tackles vs. Stanford (12/5/20).
- Recorded a career high 1.5 sacks twice in 2019 season (at Oregon State and vs. Washington State).
- In his first collegiate game vs. Oregon State (11/17/18), forced two fumbles on kickoff returns.

PERSONAL

Pronounced: ED-uh-foo-on YOO-lo-FOE-shee-oh. Is the son of Steve and Joyce Ulofoshio, who immigrated to Alaska from Nigeria in 1984. Was born in Anchorage, Alaska and attended South High School before moving with his family in 2016 to Las Vegas, where he attended Bishop Gorman High School and competed in football and basketball. Hobbies include reading, meditation, history, and movies. Earned degree in public and global health.

IF YOU HAVEN'T HERD

"HE WENT TO BED WITH A FOOTBALL"

In 1984, Steve Ulofoshio immigrated from a war-torn Nigeria to Alaska to build a better life. He earned an accounting degree from the University of Alaska-Anchorage while driving a taxi to pay tuition. Eventually, he launched "Consumer Care Network" — a company that provides in-home care for the elderly and people with disabilities — while establishing a successful real estate business as well.

And, after following her husband to Alaska, Joyce Ulofoshio earned a PhD in psychology — all while raising five boys and instilling an unwavering work ethic.

"We just put one foot in front of the other," Joyce said. "Coming somewhere where you are looking for a better opportunity, it minimizes the struggles. You have to endure the hard work. You don't see that as struggles, because you know where you're coming from and appreciate the opportunity to make something better for yourself and your kids."

Speaking of, Steve and Joyce's second-oldest son had a speech impediment. And, to quote his kindergarten teacher, he was also afflicted with "ants in his pants." So, to sap his seemingly boundless energy they enrolled him in a local football league.

"I did not know what the journey would look like, but I knew he had a lot of passion. He had a lot of dreams," Joyce Ulofoshio said. "He went to bed with a football in his hand, so you could tell it was just everything to him. (Mike Vorel, Seattle Times, September 2, 2021)

THE STAMPEDE

Favorite book: The Slight Edge

Favorite Alaskan-born athlete: Mario Chalmers

Favorite food to eat in the car: McDonald's french fries

Favorite movie: The Dark Knight

Least favorite household chore: Doing the dishes

Favorite LB's of all-time: Lawrence Taylor and Ray Lewis



WR

MARQUEZ VALDES-SCANTLING

AGE: 29 (October 10, 1994) | HT: 6-4 | WT: 206

COLLEGE: South Florida

NFL EXP: 7 Years

HOMETOWN: St. Petersburg, FL

ACQUIRED: Free Agent (2024)

X MVS_11

IG mvs_11

FIRST-AND-10

MARQUEZ VALDES-SCANTLING (pronounced mar-KWEZ) signed a one-year contract with the Bills on May 14, 2024. MVS spent the last two seasons (2022-23) with Kansas City and earned two Super Bowl championships with the Chiefs. Originally entered the NFL as the 5th round pick by Green Bay in 2018 and played his first four seasons with the Packers (2018-21).

SHOUTOUTS

- Hauled in a 16-yard TD pass from Patrick Mahomes in the Chiefs Super Bowl LVIII win vs. SF (2/11/24).
- Tallied a career-high 42 receptions (for 687 yards) in his first season in Kansas City in 2022.
- Caught 6 passes for 116 yards and a tie-breaking 19-yard TD catch from Mahomes in the AFC Championship game victory vs. Cin. (1/29/23).
- Joined WR James Lofton as the only players in Packers history to register 25-plus receptions and an average of 15-plus yards per catch in each of his first four NFL seasons (2018-21).
- Grabbed 4 passes for 115 yards and a 50-yard TD grab from Aaron Rodgers in the NFC Championship game vs. TB (1/24/21).
- Tallied a career-high 2 TD receptions at SF (11/15/20).
- Posted a career-high 149 receiving yards on just 4 catches vs. Jax. (11/15/20), including a career-long 78-yard TD catch from Rodgers.
- Led the NFL with an average of 20.9 yards per catch in 2020 (33 catches for 690 yards).
- Played in 25 games (23 starts) in two seasons at South Florida (2016-17), posting 75 receptions for 1,294 yards and 11 TDs. Started collegiate career at NC State (2013-14), where he played in 23 games and caught 44 passes for 538 yards and a TD.

IF YOU HAVEN'T HERD

PIVOTAL MOMENT

As a freshman in high school, Valdes-Scantling experienced something most NFL players do not. He was cut.

"I was devastated. I remember sitting against a wall in the hallway of my house crying. But my father and I talked it through," he recalled. "I dedicated myself to learning the art of playing wide receiver."

MVS contacted his coach, Rod Williams, to do just that and it blossomed from there. Williams is now the coach at Clearwater (FL) Central Catholic and MVS is the first one always ready to help him or his student athletes over the years. "You have to believe in yourself first" is a message he has delivered countless times.

THE STAMPEDE

Favorite wide receiver of all-time: Larry Fitzgerald

Favorite food to eat in the car: Gummy bears

Favorite team growing up: Tampa Bay Buccaneers

Least favorite household chore: Folding clothes

Favorite vacation spot: My house

Favorite movie: Bad Boys II

Least favorite class in college: Geology

PERSONAL

Pronounced: mar-KWEZ. Has a Pomsky named Ace and a Siberian Husky named Spade, who have an Instagram handle ([aceandspade__11](#)). Is the son of Marcellus and Tahisia Scantling. Competed in football and track at Lakewood High School in St. Petersburg, FL. Has distributed duffel bags filled with blankets, clothing, toiletry items and other supplies to homeless people in Tampa and St. Petersburg each Christmas since 2017. Owns and operates a street-ware apparel company named Sik Selection ([sikselection.com](#)), a screen press company named Craft-Tee ([craft-tee.com](#)), and FocusFuel ([thefocusfuel.com](#)), a natural caffeine gummy. Also does work in real estate. Earned a degree in communication.



MARQUEZ VALDES-SCANTLING

MARQUEZ VALDES-SCANTLING'S NFL REGULAR SEASON RUSHING/RECEIVING STATISTICS

DATE	TEAM	GP	GS	RECEIVING					RUSHING				
				NO.	YDS.	AVG.	LG	TD	NO.	YDS.	AVG.	LG	TD
2018	Packers	16	10	38	581	15.3	60	2	2	29	14.5	21	0
2019	Packers	16	10	26	452	17.4	74t	2	2	9	4.5	9	0
2020	Packers	16	12	33	690	20.9	78t	6	4	13	3.3	9	0
2021	Packers	11	7	26	430	16.5	75t	3	0	0	0.0	0	0
2022	Chiefs	17	11	42	687	16.4	57	2	1	-3	-3.0	-3	0
2023	Chiefs	16	10	21	315	15.0	46t	1	0	0	0.0	0	0
TOTALS		92	60	186	3,155	17.0	78T	16	9	48	5.3	21	0

MARQUEZ VALDES-SCANTLING'S NFL POSTSEASON RUSHING/RECEIVING STATISTICS

DATE	TEAM	GP	GS	RECEIVING					RUSHING				
				NO.	YDS.	AVG.	LG	TD	NO.	YDS.	AVG.	LG	TD
2019	Packers	2	0	1	8	8.0	8	0	0	0	0.0	0	0
2020	Packers	2	2	8	148	18.5	50t	1	0	0	0.0	0	0
2021	Packers	0	0	0	0	0.0	0	0	0	0	0.0	0	0
2022	Chiefs	3	2	7	122	17.4	29	2	0	0	0.0	0	0
2023	Chiefs	4	3	8	128	16.0	32	1	0	0	0.0	0	0
TOTALS		11	7	24	406	16.9	50T	4	0	0	0.0	0	0

SINGLE-GAME HIGHS: RUSHING/RECEIVING

Rush Attempts 2 vs. Arizona Cardinals, Dec 02, 2018
Rushing Yards 29 vs. Arizona Cardinals, Dec 02, 2018
Longest Runs 21 vs. Arizona Cardinals, Dec 02, 2018
Receptions 7 at Detroit Lions, Oct 07, 2018
Receiving Yards 149 vs. Jacksonville Jaguars, Nov 15, 2020
Receiving Average 37.3 vs. Jacksonville Jaguars, Nov 15, 2020
Longest Receptions 78t vs. Jacksonville Jaguars, Nov 15, 2020
Receiving TDs 2 at San Francisco 49ers, Nov 05, 2020

All-Purpose Yards 149 vs. Jacksonville Jaguars, Nov 15, 2020
Kickoff Returns 1 vs. Chicago Bears, Sep 09, 2018
Kickoff Return Yards 21 vs. Chicago Bears, Sep 09, 2018
Longest Kickoff Return 21 vs. Chicago Bears, Sep 09, 2018
Special Teams Tackles 2 at Washington Redskins, Sep 23, 2018
Most TDs 2 at San Francisco 49ers, Nov 05, 2020
Miscellaneous Tackles 1 vs. Jacksonville Jaguars, Nov 13, 2022
Scrimmage Yards 149 vs. Jacksonville Jaguars, Nov 15, 2020



T | 74

RYAN VAN DEMARK

AGE: 26 (March 22, 1998) | HT: 6-7 | WT: 307

COLLEGE: Connecticut

NFL EXP: 2 Years

HOMETOWN: Princeton, NJ

ACQUIRED: FA (2022)

ryan_vandemark

FIRST-AND-10

RYAN VAN DEMARK saw action in 12 games during his 2nd season in Buffalo after signing to the Bills practice squad in 2022. Van Demark, a four-year starter at UConn, was signed by Indianapolis as an undrafted free agent following the 2022 draft.

SHOUTOUTS

- Played in his first NFL game vs. LV (9/17/23).
- Spent the majority of his rookie season on the Bills practice squad in 2022. Signed by the Bills on September 1, 2022 after being released by the Colts.
- Started 10 games at left tackle during his final collegiate season in 2021.
- Did not play in 2020 as UConn canceled all of their games due to the pandemic.
- In 2019, started all 12 games at LT and helped UConn tally 344.7 yards/game, including 128.7 on the ground.
- Started all 12 games at left tackle for the Huskies in 2018 and helped UConn produce a pair of 1,000-yard rushers in QB David Pindell and RB Kevin Mensah.
- Saw action in all 12 games in 2017 with 9 starts at right tackle. Aided UConn offense in recording eight games of 400+ total yards.
- Was a teammate of Broncos T Matt Peart at UConn.

PERSONAL

Is the son of Jeff and Marianne Van Demark. His father played basketball at Lehigh, once tried out for the NBA's Washington Bullets and played professionally in Europe. Has an older brother, Jeffrey. Competed in football for one season as a post-graduate student at The Hun School of Princeton in 2016. Graduated from Wayne Valley HS, where he competed in football, golf and volleyball. Helped his volleyball team capture the state championship in 2016. Hobbies include surfing, golf and fishing. Earned a degree in communications.

IF YOU HAVEN'T HERD

"POWERHOUSE" IN VOLLEYBALL

Van Demark was a big part of the 2016 Wayne Valley State Championship volleyball team. Volleyball coach Jason Carcich called him "a dominant force" and a "powerhouse" on the court, saying he could jump and had "a huge reach." But in his sophomore year, when he first started playing volleyball, he was again described as a project. With the right effort and the right attitude, the kid could become a special athlete. "I'm not even a little surprise that he's having the success he's having right now," said Carcich. "He had a desire to get better, and he put in the time and effort to get better, even back then." (Jon Meredith, TAPintoWayne.net, May 8, 2022)

UNIQUE FIRST JOB

When Van Demark is asked what his first job was growing up, he has no recollection of it. In fact, it is because he worked as a baby model for Ralph Lauren, Polo, Toys"R"Us, among other brands. "My mom hired an agent for me and she said all the money went into a college fund."



THE STAMPEDE

Post-career plans: Aspiring waterman (someone whose life revolves around the water, spearfishing, surfing, etc.)

Dream vacation: Lake Geneva in Switzerland, where my father proposed to my mother

Favorite movie: Caddyshack. I can quote the whole movie

Least favorite class in college: Intro to Microeconomic Theory. I dropped it in two weeks

Dream foursome in golf: Me, Eddie Vedder, Kelly Slater, and New Jersey legend Bruce Springsteen

BUFFALO TRACKS

REGULAR SEASON GAMES PLAYED/STARTED

2023 (Buf, 12/0) ... Totals (12/0)



C/G | 62

SEDRICK VAN PRAN-GRANGER

AGE: 22 (October 23, 2001) | HT: 6-4 | WT: 315

COLLEGE: Georgia

NFL EXP: Rookie

HOMETOWN: New Orleans, LA

ACQUIRED: Draft (2024, R5)

X SedrickVanPran

IG sedrickvanpran

FIRST-AND-10

SEDRICK VAN PRAN-GRANGER was selected by the Bills in the fifth round in 2024. Van Pran-Granger joins James Cook (2022) as draft picks out of Georgia on the Bills roster.

SHOUTOUTS

- During his tenure at Georgia (2020-23), started his final 44 games at center for the Bulldogs and helped UGA go 42-2 in those games.
- In 2023, started at center in all 14 games for the Bulldogs.
- 2023 honors for the season included: First Team All-American by ESPN and Sports Illustrated, Second Team All-American by AFCA, AP, CBS, Fox Sports, FWAA, The Sporting News, The Athletic and Walter Camp, recipient of SEC Jacobs Blocking Trophy, AP and Coaches All-SEC First Team selection, earning unanimous selection to AP roster, and was a finalist for Rimington Trophy.
- Named to the preseason watch list for the Rimington Trophy, given annually to the nation's top collegiate center in both 2022 and 2023.
- Started at center in all 15 of Georgia's games in 2022 and was named Coaches' and AP All-SEC Second Team.
- Started at center in all 15 of Georgia's games in 2021.
- Saw his first collegiate action as a reserve OL in Georgia's win over Auburn (10/3/20).

THE STAMPEDE

First car: A 2001 Acura TL with 175,000 miles on it

Favorite Movie: Paid In Full

Bucket list item: Fly in a helicopter

Favorite food: Fried shrimp

Favorite gas station snack: Honey bun donut sticks

Favorite musical artist: NBA YoungBoy

Dream vacation spot: Bahamas

Fun fact: Auditioned to be a child Disney actor

Favorite video game: NBA 2K16

IF YOU HAVEN'T HERD

HONORING THOSE NO LONGER HERE

Early morning of Jan. 15, Bulldog offensive lineman Devin Willock and recruiting staffer Chandler LeCroy were killed in a high-speed crash...Willock remains with Van Pran-Granger still today in different ways. He wore his No. 77 jersey for the Florida and Ball State games, a tribute that Georgia offensive lineman are doing to honor Willock's memory for each game this season.

Van Pran-Granger also has worn a necklace with Willock's initials against an outline of the state of New Jersey. He said he bought it from the jeweler Jacob Mark in his hometown of New Orleans.

Van Pran-Granger was one of two Georgia players who spoke at a celebration of life for Willock in Engelwood, N.J. on Jan. 27. "I think it's something I still live with knowing that Devin isn't here," Van Pran Granger said. "It's tough. It's honestly tough. That was a guy, we used to go and get food together and do different things like that. That was a guy that I came in with."

(Athens Banner-Herald, Marc Weiszer, November 8, 2023)

QUITE THE ARTIST

When Van Pran was in kindergarten or first grade, he said he picked up a pair of playing cards with a picture of a clown on it. He decided to sketch what he saw. He said his father, Sedrick Granger, called for his mother, Keon Van Pran-Wiltz, to come and watch. "He's showing her the card saying, 'This is amazing,'" Van Pran-Granger said. He said his parents had him tested for "talented art," in about the third grade and he began taking visual art classes.

(Athens Banner-Herald, Marc Weiszer, November 8, 2023)

PERSONAL

Attended Warren Easton (LA) High School. Majored in interdisciplinary art. The son of Sedrick Granger and Keon Van Pran-Wiltz. Hobbies include art and video games.



DT | 93

DESHAWN WILLIAMS

AGE: 31 (December 29, 1992) | HT: 6-1 | WT: 292

COLLEGE: Clemson

NFL EXP: 6 Years

HOMETOWN: Central, SC

ACQUIRED: Free Agent (2024)

iamDeShawnW

iamdeshawnw

FIRST-AND-10

DESHAWN WILLIAMS joined the Bills on a one-year deal on March 28, 2024 after spending last season with the Carolina Panthers. After signing with the Cincinnati Bengals as an undrafted free agent in 2015, he has also spent time with the Indianapolis Colts, Miami Dolphins and the Denver Broncos.

SHOUTOUTS

- Made 44 starts in 66 appearances in his NFL career. Totaled 148 tackles (72 solo), 11 tackles for loss, nine sacks, nine passes defended and one interceptions.
- Started 10 games in 16 appearances with the Panthers in 2023. Recorded 33 tackles, two tackles for loss, one sack and a pass defended.
- Set career highs in games played (17), starts (15) and sacks (4.5) with the Broncos in 2022. Also added 37 tackles and three passes defended.
- Notched a career-high 2.5 sacks along with five tackles against Arizona in Week 15 (12/18/22).
- Appeared in 15 games (eight starts) in 2021, recording a career-high 39 tackles, one sack and two passes defended.
- Played in 14 games (11 starts) for the Broncos in 2020. Totaled 37 tackles, two sacks, one interception and three passes defended.
- Competed on practice squads with Denver, Miami and Indianapolis after spending training camp with the Broncos in 2018.
- Spent the 2017 season on Cincinnati's practice squad.
- Played four games for the Bengals in 2016, posting two tackles and a half sack.
- Made his NFL debut against Philadelphia (12/4/16).
- Spent his entire rookie season on Cincinnati's practice squad.

IF YOU HAVEN'T HERD

WAITING FOR THE CALL

Just cataloging his transactions can be exhausting — before you even get to the long hours spent loading boxes into trucks in a Denver warehouse.

Cut 10 times — including once by Frank Reich in Indianapolis — and six times by the Broncos. Never stopping, even when it appeared his football journey might have ended during the pandemic, when he was signed by the Calgary Stampeders but released when the 2020 CFL season was canceled because of COVID-19.

To make ends meet, he worked in an Amazon warehouse, waiting for another chance — one which came in 2020 when the Broncos brought him back for a third time. He was still getting up at 7 a.m. to work out, would then pull shifts of real work (the doubles would last from 1 p.m. to 11 p.m.) with at least a 35-minute commute each way if there was no traffic, before doing it again every day. Just waiting for that phone to ring.

“They had me doing the heavy lifting, pallets, warehouse stuff, putting stuff on trucks, so I got to work out,” he laughed when he recalled those days when he never knew if another team would give him another chance. “Just not knowing when you’re going to get that call. I’m at work checking my phone. Did it vibrate? This (is) my call. And I’m just like pressing, just pressing, trying to make some happiness, but it was out of my control.

“And I think I learned, if it’s not in your control, then don’t sweat over it for all those hours, man.”

(Panthers.com, Darin Gantt, August 7, 2023)

PERSONAL

His first name is pronounced duh-SHAWN. Attended Daniel High School in Central, SC. He and his wife, Ashlee, have a son named Titan. Former Bills DE Shaq Lawson is his cousin.



DESHAWN WILLIAMS

DESHAWN WILLIAMS' NFL REGULAR SEASON DEFENSIVE STATISTICS

DATE	TEAM	GP	GS	TACKLES								INTERCEPTIONS					FUMBLES					ST					MISC							
				TK	S	A	TFL	YDS	SK	YDS	QBH	NO	YDS	LG	TD	PD	FF	FR	TD	YDS	TK	S	A	FF	FR	S	A							
2016	Bengals	4	0	2	1	1	0	0	0.5	1.0	4	0	0	0	0	0	0	0	0	0	0	0	0	0	0	0	0	0	0	0	0	0	0	0
2017	Bengals	0	0	0	0	0	0	0	0.0	0.0	0	0	0	0	0	0	0	0	0	0	0	0	0	0	0	0	0	0	0	0	0	0	0	
2018	Colts	0	0	0	0	0	0	0	0.0	0.0	0	0	0	0	0	0	0	0	0	0	0	0	0	0	0	0	0	0	0	0	0	0	0	
2019	Broncos	0	0	0	0	0	0	0	0.0	0.0	0	0	0	0	0	0	0	0	0	0	0	0	0	0	0	0	0	0	0	0	0	0	0	
2020	Broncos	14	11	37	20	17	4	10	2.0	7.0	6	1	1	1	0	3	0	0	0	0	0	0	0	0	0	0	0	0	0	0	0	0	0	
2021	Broncos	15	8	39	17	22	1	3	1.0	3.0	5	0	0	0	0	2	0	0	0	0	0	0	0	0	0	0	0	0	0	0	0	0	0	
2022	Broncos	17	15	37	21	16	4	9	4.5	9.0	8	0	0	0	0	3	0	0	0	0	0	0	0	0	0	0	0	0	0	0	0	0	0	
2023	Panthers	16	10	33	13	20	2	11	1.0	7.0	7	0	0	0	0	1	0	0	0	0	0	0	0	0	0	0	0	0	0	0	0	0	0	
TOTALS		66	44	148	72	76	11	33	9.0	27.0	30	1	1	1	0	9	0	0	0	0	0	0	0	0	0	0	0	0	0	0	0	0	0	

DESHAWN WILLIAMS' NFL POSTSEASON DEFENSIVE STATISTICS

DATE	TEAM	GP	GS	TACKLES								INTERCEPTIONS					FUMBLES					ST					MISC						
				TK	S	A	TFL	YDS	SK	YDS	QBH	NO	YDS	LG	TD	PD	FF	FR	TD	YDS	TK	S	A	FF	FR	S	A						
2015	Bengals	0	0	0	0	0	0	0	0.0	0.0	0	0	0	0	0	0	0	0	0	0	0	0	0	0	0	0	0	0	0	0	0	0	0
2018	Colts	0	0	0	0	0	0	0	0.0	0.0	0	0	0	0	0	0	0	0	0	0	0	0	0	0	0	0	0	0	0	0	0	0	0
TOTALS		0	0	0	0	0	0	0	0.0	0.0	0	0	0	0	0	0	0	0	0	0	0	0	0	0	0	0	0	0	0	0	0	0	0

SINGLE-GAME HIGHS: DEFENSIVE

Total Tackles 6 at Las Vegas Raiders, Dec 26, 2021
Solo Tackles 4 at Atlanta Falcons, Nov 08, 2020
Sacks 2.5 vs. Arizona Cardinals, Dec 18, 2022

Passes Defensed 1 vs. Houston Texans, Oct 29, 2023
Tackles For Loss 2 vs. Arizona Cardinals, Dec 18, 2022



LB | 42

DORIAN WILLIAMS

AGE: 23 (June 28, 2001) | **HT:** 6-1 | **WT:** 228

COLLEGE: Tulane

NFL EXP: 2 Years

HOMETOWN: Indian Land, SC

ACQUIRED: Draft (2023, R3)

[dorianw24](#)

[dorian.w2](#)

FIRST-AND-10

DORIAN WILLIAMS was selected by the Bills in the third round (91st overall) in 2023. Williams is the first player the Bills have drafted out of Tulane since selecting QB J.P. Losman in 2004. In 48 games Williams had 316 total tackles and 27 TFLs.

SHOUTOUTS

- In his first career start, he collected 10 tackles (career-high) and one QB hit vs NYG (10/15/23).
- Recorded the first tackles of his NFL career vs LV (9/24/23)
- Made his NFL debut on special teams at NYJ (9/11/23).
- Collected Most Outstanding Defensive Player honors for his effort in the Cotton Bowl Classic against the Univ. of Southern California.
- In 2022 as a senior Williams played in all 14 games and logged a total of 131 tackles including 8.5 TFLs and two forced fumbles for the Green Wave. While in coverage Williams made eight pass breakups and two interceptions. As a pass rusher, he tallied 22 total pressures, which included nine QB hurries, four QB hits, and five sacks on the season.
- Williams made an impact in all 12 games in 2021. He was second on the team in total tackles with 73. And was named Phil Steele All-American Athletic Conference Third Team. He also collected two TFLs, three pass breakups, and a fumble recovery.
- As a sophomore for the Green Wave in 2020 Williams led the American Athletic Conference with 98 total tackles. Named to the All-AAC Second Team, made appearances in all 12 games, starting four. Williams added 16.5 TFLs and 4.5 sacks to his total and in coverage Williams made three pass breakups.
- In 2019 as a freshman Williams appeared in 11 games and finished the year with nine tackles.

IF YOU HAVEN'T HERD

FOR THE LOVE OF THE GAME

While some play for the things that football brings Dorian is quite the opposite he plays simply because he loves the game and is living out his childhood dream.

“Dorian has never not had a smile on his face. He always makes me smile because he’s having a good time out there. You love to coach guys that love to play the game because they are playing for the right reason and not anything external.” -- Tulane Linebackers Coach Michael Mutz told si.com.

There are zero questions in regards to effort. Williams hustles on every and is typically one of the first players to the football.

Which showed as Dorian had a productive senior season with the Green Wave, totaling 131 tackles, 8.5 TFLs, two interceptions and two forced fumbles. Williams also blitzed well tallying 22 pressures and five sacks. In all he finished with 316 tackles, 27 for a loss, 9.5 sacks, and 14 passes defended.

Dorian said this is his childhood dream and he is happy to reach it but now the real work starts.

PERSONAL

Majored in Homeland Security Studies. Dorian has one older brother and two older sisters. Enjoys fishing. Helped guide Indian Land High School to the South Carolina AAA State Playoffs.

THE STAMPEDE

Nickname: Tarzan

Hobbies: Fishing

First job: Red Rocket, a fireworks stand

Favorite musical artist: Luke Combs

Skill he wants to learn: To get better at golf

Favorite ice cream: Christmas Cookie

Favorite TV show: Southpark

Best wings in Buffalo: Wing Nutz






DORIAN WILLIAMS

BILLS MAFIA

Dorian had his first run in with Bills Mafia when he was a junior in 2021. Before the Bills played the New Orleans Saints, Dorian was out with his family when some fans were talking to him and recognized he was a linebacker at Tulane and they told him in a couple years he was going to get drafted and then later payed for his meal.

“You always hear about Bills Mafia and see all the stuff on social media but for it happen like that, these guys are for real. For me to get drafted here is a full circle moment, and I am just excited to be apart of the organization with the best fan base.”



DORIAN WILLIAMS' NFL REGULAR SEASON DEFENSIVE STATISTICS

DATE	TEAM	GP	GS	TACKLES							INTERCEPTIONS					FUMBLES				ST				MISC			
				TK	S	A	TFL	YDS	SK	YDS	QBH	NO	YDS	LG	TD	PD	FF	FR	TD	YDS	TK	S	A	FF	FR	S	A
2023	Bills	17	2	35	22	13	0	0	0.0	0.0	2	0	0	0	0	1	0	0	0	0	5	3	2	0	0	0	0
TOTALS		17	2	35	22	13	0	0	0.0	0.0	2	0	0	0	0	1	0	0	0	5	3	2	0	0	0	0	

DORIAN WILLIAMS' NFL POSTSEASON DEFENSIVE STATISTICS

DATE	TEAM	GP	GS	TACKLES							INTERCEPTIONS					FUMBLES				ST				MISC		
				TK	S	A	TFL	YDS	SK	YDS	QBH	NO	YDS	LG	TD	PD	FF	FR	TD	YDS	TK	S	A	FF	FR	S
2023	Bills	2	0	9	5	4	1	1	0.0	0.0	0	0	0	0	0	0	0	0	0	1	1	0	0	0	0	0
TOTALS		2	0	9	5	4	1	1	0.0	0.0	0	0	0	0	0	0	0	0	0	1	1	0	0	0	0	

SINGLE-GAME HIGHS: DEFENSIVE

Total Tackles 10 vs. New York Giants, Oct 15, 2023
Solo Tackles 6 vs. New York Giants, Oct 15, 2023

Passes Defensed 1 vs. Jacksonville Jaguars, Oct 08, 2023
Special Teams Tackles 1 at Los Angeles Chargers, Dec 23, 2023



S | 36

KENDALL WILLIAMSON

AGE: 23 (August 24, 2000)

HT: 6-0

WT: 205

COLLEGE: Stanford

NFL EXP: Rookie

HOMETOWN: Snellville, GA

ACQUIRED: Free Agent (2024)

X kentw2018

IG kdub.21

FIRST-AND-10

KENDALL WILLIAMSON signed a reserve/futures contract on January 22, 2024 with the Bills after entering the NFL in 2023 as a seventh round pick of the Chicago Bears out of Stanford. In 49 career games for the Cardinal he had 211 tackles, 10.5 TFLs, 14 passes defensed and a interception.

SHOUTOUTS

- Played 10 games at safety in 2022. He collected 50 total tackles, 2.5 TFLs, four passes defensed, one INT and forced a fumble in the fourth quarter of Stanford's win at Notre Dame which led to Stanford's game-winning final field goal.
- Collected Stanford's Defensive Player of the Game against Colgate in 2022 where he recorded his first career interception.
- In 2021 started all 12 games at safety finished third on the team with 66 tackles, 44 solo, 3.5 TFLs, one sack, seven pass breakups and one forced fumble.
- In 2020 as a junior played in and started all six games where he totaled 32 tackles with 1.5 tackles for loss. Managed a team-best six tackles (four solo) at No. 23 Washington (Dec. 5).
- As a sophomore in 2019 played in 11 games with nine starts and totaled 47 tackles with one tackle for loss, one pass breakup and recovered a fumble vs. Northwestern.
- Played in 10 games and started one during his freshman season in 2018. Finished with 16 tackles (14 solo), 2.0 tackles for loss and two pass breakups. Led team with season-high seven tackles (all solo) and 2.0 tackles for loss, and one pass breakup in win at UCLA (Nov. 24).

PERSONAL

Full name is Kendall Tyler Williamson is the son of Bethel and Ursula Williamson. Kendall's brother, Chris, played football at Florida and Minnesota. Graduated with a degree in mechanical engineering-product design. Went to Brookwood (GA) High and was a member of the track team. Nickname is K-Dub.

IF YOU HAVEN'T HERD

ROAD TO STANFORD

"When I was younger I didn't know much about Stanford other than that it was a good school. I saw it on a commercial and saw Andrew Luck and was like, I want to go to Stanford.

Growing up I was much more into school than football and honestly I wanted to play basketball but I didn't really get the genes for that, so I was like nah Stef Curry short and he's 6'3...I'm not 6'3.

I go into high school and I didn't play football my freshman year, I was just into school. So I wound up playing my sophomore year on JV and was a tight end and I loved it but still, I was focused on school. But after that year I did a camp at GAC (Greater Atlanta Christian) and it was a bunch of Ivy League schools, so in my mind I said 'I'm smart I should go to one of these schools.' So majority of my beginning offers were from Ivy Leagues and smaller more academic driven schools.

With me having excelled in the classroom I think that potentially put me on the radar at bigger schools. Stanford didn't offer me early, they actually were kind of later into the recruitment process.

I was about to choose and I told my dad and my dad said "just know this decision is bigger than you. It's about your future kids and their kids. You have an opportunity." And once he said that I said I have to go to Stanford."

THE STAMPEDE

Favorite athlete: Ed Reed

Go to 90's Sitcom: Martin

Favorite musical artist: Brent Faiyaz, Teddy Pendergrass, Rod Wave and Al Green

Favorite ice cream: Cookies and Cream

Pregame ritual: Talk to his dad and listen to music

Favorite food: American Deli

Dream vacation spot: Maldives

Hobbies: Go to the beach and listen to the waves crash



BUFFALO BILLS

STATS



2023 STATISTICS

RUSHING	NO.	YDS	AVG	LG	TD
James Cook	237	1122	4.7	42	2
Josh Allen	111	524	4.7	23	15
Lataavius Murray	79	300	3.8	29	4
Ty Johnson	30	132	4.4	13	0
Damien Harris	23	94	4.1	11	1
Leonard Fournette	12	40	3.3	9	0
Khalil Shakir	1	10	10.0	10	0
Stefon Diggs	1	5	5.0	5	0
Deonte Harty	4	0	0.0	4	0
Gabe Davis	1	-2	-2.0	-2	0
Kyle Allen	13	-13	-1.0	0	0
BILLS	512	2212	4.3	42	22
OPPONENTS	409	1880	4.6	83	14

RECEIVING	NO.	YDS	AVG	LG	TD
Stefon Diggs	107	1183	11.1	55f	8
Dalton Kincaid	73	673	9.2	51	2
Gabe Davis	45	746	16.6	57f	7
James Cook	44	445	10.1	48	4
Khalil Shakir	39	611	15.7	81f	2
Dawson Knox	22	186	8.5	17	2
Lataavius Murray	17	119	7.0	22	0
Deonte Harty	15	150	10.0	43	1
Trent Sherfield Sr.	11	86	7.8	12	1
Ty Johnson	7	62	8.9	28f	1
Quintin Morris	2	26	13.0	15f	1
Damien Harris	2	16	8.0	13	0
Reggie Gilliam	1	3	3.0	3	0
BILLS	385	4306	11.2	81f	29
OPPONENTS	363	3676	10.1	48	18

SCORING	Q1	Q2	Q3	Q4	OT	PTS
BILLS	77	155	81	135	3	451
OPPONENTS	72	92	29	106	12	311

PASSING	ATT	CMP	YDS	CMP%	YDS/ATT	TD	TD%	INT	INT%	LG	SACK	LOST	RAT
Josh Allen	579	385	4306	66.5%	7.4	29	5.0%	18	3.1%	81f	24/	152	92.2
BILLS	579	385	4306	66.5%	7.4	29	5.0%	18	3.1%	81f	24/	152	92.2
OPPONENTS	552	363	3676	65.8%	6.7	18	3.3%	18	3.3%	48	54/	334	81.9

TEAM STATS	BILLS	OPP
Total First Downs	381	313
Rushing	158	96
Passing	199	183
Penalty	24	34
3rd Down: Made/Att	109/219	83/215
3rd Down Pct.	49.8%	38.6%
4th Down: Made/Att	9/16	10/19
4th Down Pct.	56.3%	52.6%
Possession Avg.	31:46	28:14
Total Net Yards	6366	5222
Avg. Per Game	374.5	307.2
Total Plays	1115	1015
Avg. Per Play	5.7	5.1
Net Yards Rushing	2212	1880
Avg. Per Game	130.1	110.6
Total Rushes	512	409
Net Yards Passing	4154	3342
Avg. Per Game	244.4	196.6
Sacked/Yards Lost	24/152	54/334
Gross Yards	4306	3676
Attempts/Completions	579/385	552/363
Completion Pct.	66.5%	65.8%
Had Intercepted	18	18
Punts/Average	51/45.8	71/48.6
Net Punting Avg.	39.9	42.1
Penalties/Yards	106/883	99/753
Fumbles/Ball Lost	20/10	21/12
Touchdowns	54	34
Rushing	22	14
Passing	29	18
Returns	3	2



2023 PLAYOFF STATISTICS

RUSHING	NO.	YDS	AVG	LG	TD
Josh Allen	20	146	7.3	52f	3
James Cook	36	140	3.9	12	0
Ty Johnson	15	66	4.4	15	0
Stefon Diggs	1	7	7.0	7	0
Damar Hamlin	1	2	2.0	2	0
BILLS	73	361	4.9	52f	3
OPPONENTS	47	252	5.4	29	1

RECEIVING	NO.	YDS	AVG	LG	TD
Khalil Shakir	10	75	7.5	17f	2
Stefon Diggs	10	73	7.3	15	0
Dalton Kincaid	8	104	13.0	29f	1
James Cook	8	26	3.3	8	0
Latavius Murray	5	40	8.0	15	0
Deonte Harty	2	37	18.5	34	0
Dawson Knox	2	13	6.5	9f	1
Ty Johnson	1	14	14.0	14	0
Trent Sherfield Sr.	1	7	7.0	7	0
Andy Isabella	0	0	0.0	0	0
BILLS	47	389	8.3	34	4
OPPONENTS	39	444	11.4	33	4

SCORING	Q1	Q2	Q3	Q4	OT	PTS
BILLS	17	21	10	7	0	55
OPPONENTS	3	17	10	14	0	44

TEAM STATS	BILLS	OPP
Total First Downs	51	43
Rushing	25	13
Passing	23	26
Penalty	3	4
3rd Down: Made/Att	12/26	6/16
3rd Down Pct.	46.2%	37.5%
4th Down: Made/Att	3/4	0/1
4th Down Pct.	75.0%	0.0%
Possession Avg.	35:11	24:49
Total Net Yards	736	685
Avg. Per Game	368.0	342.5
Total Plays	144	110
Avg. Per Play	5.1	6.2
Net Yards Rushing	361	252
Avg. Per Game	180.5	126.0
Total Rushes	73	47
Net Yards Passing	375	433
Avg. Per Game	187.5	216.5
Sacked/Yards Lost	2/14	1/11
Gross Yards	389	444
Attempts/Completions	69/47	62/39
Completion Pct.	68.1%	62.9%
Had Intercepted	0	1
Punts/Average	5/44.6	5/40.6
Net Punting Avg.	39.2	36.6
Penalties/Yards	7/52	8/65
Fumbles/Ball Lost	2/0	4/2
Touchdowns	7	5
Rushing	3	1
Passing	4	4
Returns	0	0

PASSING	ATT	CMP	YDS	CMP%	YDS/ATT	TD	TD%	INT	INT%	LG	SACK	LOST	RAT
Josh Allen	69	47	389	68.1%	5.6	4	5.8%	0	0.0%	34	2/	14	101.6
BILLS	69	47	389	68.1%	5.6	4	5.8%	0	0.0%	34	2/	14	101.6
OPPONENTS	62	39	444	62.9%	7.2	4	6.5%	1	1.6%	33	1/	11	99.1



2023 DEFENSIVE STATS

PLAYER	Solo	Ast	Total	Sack	Yds	TFL	QH	INT	PD	FF	FR
Terrel Bernard	84	59	143	6.5	32	10	9	3	5	-	3
Jordan Poyer	67	34	101	1	4	2	2	-	4	1	-
Taron Johnson	72	26	98	1	1	3	2	-	8	3	1
Tyrel Dodson	53	17	70	2.5	11	8	6	-	2	1	1
Christian Benford	43	11	54	-	-	3	-	2	10	2	1
Micah Hyde	37	17	54	-	-	1	1	2	7	-	-
Ed Oliver	34	17	51	9.5	64	14	16	1	3	-	-
Taylor Rapp	29	16	45	0.5	3	1	1	1	2	-	1
Gregory Rousseau	30	12	42	5	33.5	13	18	-	4	1	1
Dane Jackson	32	5	37	-	-	-	-	-	5	1	-
Dorian Williams	22	13	35	-	-	-	2	-	1	-	-
Leonard Floyd	21	11	32	10.5	66	9	19	-	1	1	-
Matt Milano	18	12	30	-	-	1	1	2	2	1	-
Rasul Douglas	21	8	29	1	10	1	1	4	8	-	2
A.J. Epenesa	9	11	20	6.5	40	7	10	2	8	1	1
Cameron Lewis	13	3	16	-	-	1	-	-	2	-	-
DaQuan Jones	8	8	16	2.5	17	4	5	-	-	-	-
Jordan Phillips	10	5	15	2.5	23.5	2	5	-	5	-	-
Kaiir Elam	10	4	14	-	-	-	-	-	-	-	-
Tim Settle	9	5	14	1	4	1	2	-	-	-	-
Shaq Lawson	7	7	14	1	10	2	7	-	-	-	-
Tre'Davious White	10	2	12	-	-	1	1	1	2	-	-
Linval Joseph	7	5	12	1	3	1	1	-	-	-	-
Poona Ford	5	4	9	1	6	1	3	-	-	-	-
Siran Neal	4	2	6	-	-	-	-	-	-	-	-
Baylon Spector	1	3	4	-	-	-	-	-	-	-	-
Kingsley Jonathan	2	1	3	-	-	-	2	-	-	1	-
Von Miller	2	1	3	-	-	-	3	-	-	-	-
Tyler Matakevich	1	2	3	-	-	-	-	-	-	-	-
Kendal Vickers	1	1	2	-	-	-	-	-	-	-	-
Josh Norman	1	0	1	-	-	-	-	-	-	-	-
Damar Hamlin	1	0	1	-	-	-	-	-	-	-	-
BILLS	664	322	986	54	328	86	117	18	79	13	11
OPPONENTS	701	385	1086	24	152	63	76	18	67	14	9

SACKS		INTERCEPTIONS					
		No	Yds	Avg	LG	TD	
Leonard Floyd	10.5	Rasul Douglas	4	58	14.5	40+	1
Ed Oliver	9.5	Terrel Bernard	3	2	0.7	2	0
AJ Epenesa	6.5	AJ Epenesa	2	38	19.0	32+	1
Terrel Bernard	6.5	Micah Hyde	2	24	12.0	23	0
Greg Rousseau	5	Matt Milano	2	16	8.0	13	0
DaQuan Jones	2.5	Christian Benford	2	8	4.0	8	0
Jordan Phillips	2.5	Tre'Davious White	1	2	2.0	2	0
Tyrel Dodson	2.5	Ed Oliver	1	0	0.0	0	0
Jordan Poyer	1	Taylor Rapp	1	0	0.0	0	0
Poona Ford	1	BILLS	18	148	8.2	40+	2
Shaq Lawson	1	OPPONENTS	18	83	4.6	51	0
Rasul Douglas	1						
Tim Settle	1						
Linval Joseph	1						
Taron Johnson	1						
Taylor Rapp	0.5						
BILLS	54.0						
OPPONENTS	24.0						



2023 PLAYOFF DEFENSIVE STATS

PLAYER	Solo	Ast	Total	Sack	Yds	TFL	QH	INT	PD	FF	FR
A.J. Klein	8	8	16	-	-	-	-	-	-	-	-
Jordan Poyer	9	5	14	-	-	-	-	-	-	1	-
Dorian Williams	5	4	9	-	-	1	-	-	-	-	-
Tyrel Dodson	7	1	8	-	-	1	-	-	-	-	-
Taron Johnson	5	3	8	-	-	-	-	-	-	1	-
Micah Hyde	7	0	7	-	-	-	-	-	-	-	-
Gregory Rousseau	2	3	5	1	11	1	2	-	-	-	-
Kaiir Elam	1	4	5	-	-	-	-	1	1	-	-
Terrel Bernard	3	1	4	-	-	-	-	-	2	-	1
Cameron Lewis	2	2	4	-	-	-	-	-	-	-	-
Leonard Floyd	1	3	4	-	-	-	1	-	-	-	-
Linval Joseph	0	3	3	-	-	-	-	-	-	-	-
DaQuan Jones	0	3	3	-	-	-	-	-	-	-	-
Dane Jackson	1	1	2	-	-	-	-	-	4	-	-
Ed Oliver	1	1	2	-	-	1	3	-	1	-	-
Rasul Douglas	1	1	2	-	-	-	-	-	-	1	-
Von Miller	1	1	2	-	-	-	-	-	-	-	-
A.J. Epenesa	1	0	1	-	-	1	1	-	1	-	-
Christian Benford	1	0	1	-	-	-	-	-	-	1	-
Tim Settle	1	0	1	-	-	-	-	-	-	-	-
Baylon Spector	0	1	1	-	-	-	-	-	-	-	-
Shaq Lawson	0	1	1	-	-	-	1	-	-	-	-
BILLS	57	46	103	1	11	5	8	1	9	4	1
OPPONENTS	84	67	151	2	14	10	5	-	5	2	-

SACKS		INTERCEPTIONS					
		No	Yds	Avg	LG	TD	
Gregory Rousseau	1	Kaiir Elam	1	0	0.0	0	0
BILLS	1.0	BILLS	1	0	0.0	0	0
OPPONENTS	2.0	OPPONENTS	-	-	-	-	-



2023 SPECIAL TEAMS STATS

SPECIAL TEAMS SNAP COUNTS

Reggie Gilliam	365
Tyler Matakevich	343
Siran Neal	342
Cam Lewis	322
Quintin Morris	312
Dorian Williams	261
Taylor Rapp	191
Tyrel Dodson	184
Kingsley Jonathan	178
Tyler Bass	175
Trent Sherfield	150
Baylon Spector	141
Reid Ferguson	132
Sam Martin	132
Dane Jackson	101
Damar Hamlin	94
Khalil Shakir	92
O'Cyrus Torrence	80
David Edwards	80
Connor McGovern	79
Ryan Bates	79
Dion Dawkins	77
Spencer Brown	70
Deonte Harty	68
Ty Johnson	65
Jordan Poyer	60
Tim Settle	57
Terrel Bernard	56
Shaq Lawson	55
Greg Rousseau	49
Micah Hyde	37
Ja'Marcus Ingram	36
Damien Harris	34
Poona Ford	33
Christian Benford	31
A.J. Epenesa	26
Ryan Van Demark	22
Andy Isabella	21
A.J. Klein	19
Josh Norman	17
Leonard Fournette	8
Leonard Floyd	8
Taron Johnson	8
Kaiir Elam	8
Jordan Phillips	7
Ed Oliver	5
Kendal Vickers	5
DaQuan Jones	4
Rasul Douglas	3
Gabe Davis	1
Stefon Diggs	1
Dalton Kincaid	1
Linval Joseph	1
Von Miller	1
Matt Milano	1

KICK RETURNS	No.	Yds	Avg	Long	TD
Ty Johnson	8	161	20.1	24	0
Khalil Shakir	5	98	19.6	27	0
Damien Harris	1	41	41.0	41	0
Andy Isabella	1	25	25.0	25	0
Leonard Fournette	1	17	17.0	17	0
Deonte Harty	1	7	7.0	7	0
BILLS	17	349	20.5	41	0

PUNT RETURNS	No.	FC	Yds	Avg	LG	TD
D. Harty	26	25	323	12.4	96†	1
K. Shakir	5	0	37	7.4	10	0
BILLS	31	25	360	11.6	96†	1

PUNTING	No.	Yds	Avg	Net	TB	IN	LG	BK
S. Martin	51	2334	45.8	39.9	3	24	70	0
BILLS	51	2334	45.8	39.9	3	24	70	0

SCORING	PAT		FG	2P	PTS
T. Bass	49/50	24/29		0	121
BILLS	49/50	24/29		0	121

FIELD GOALS	1-19	20-29	30-39	40-49	50+
T. Bass	0/0	4/4	12/13	4/6	4/6
BILLS	0/0	4/4	12/13	4/6	4/6

GAME-BY-GAME FIELD GOAL ATTEMPTS

Bass: (40G, 34G, 50G)(29G)(36G, 54G, 32G)
 (53G, 33G)(52WR, 53WR)(36G, 42WR)(37G)(34G)
 (48G, 30G, 33G, 50G)(48G, 34B, 48WR, 40G)(31G, 39G)
 (23G)(29G)(35G, 24G)

SPECIAL TEAMS TACKLES

Player	SpTot
Siran Neal	7
Cam Lewis	5
Taylor Rapp	5
Dorian Williams	5
Tyrel Dodson	4
Tyler Matakevich	4
Reid Ferguson	3
Reggie Gilliam	3
Josh Norman	3
Trent Sherfield	3
Dane Jackson	2
Kingsley Jonathan	2
Baylon Spector	2
Tyler Bass	1
Damar Hamlin	1
Ty Johnson	1



2023 PLAYOFF SPECIAL TEAMS STATS

SPECIAL TEAMS SNAP COUNTS	
Reggie Gilliam	43
Quintin Morris	43
Siran Neal	40
Dorian Williams	39
Tyler Matakevich	39
Cam Lewis	39
Damar Hamlin	31
Andy Isabella	25
Tyler Bass	23
Ty Johnson	20
Reid Ferguson	18
Sam Martin	18
Deonte Harty	15
Kingsley Jonathan	14
O'Cyrus Torrence	12
Spencer Brown	12
Dion Dawkins	12
David Edwards	12
Ryan Bates	12
A.J. Klein	11
Kaiir Elam	11
Connor McGovern	10
Greg Rousseau	9
Jordan Poyer	9
DaQuan Jones	8
Tim Settle	8
Shaq Lawson	8
Tyrel Dodson	8
Micah Hyde	8
Khalil Shakir	4
Ryan Van Demark	2
Baylon Spector	2
Ed Oliver	1
Leonard Floyd	1
A.J. Epenesa	1
Terrel Bernard	1
Dane Jackson	1
Taron Johnson	1
Rasul Douglas	1

KICK RETURNS	No.	Yds	Avg	Long	TD
Deonte Harty	1	27	27.0	27	0
Andy Isabella	1	19	19.0	19	0
BILLS	2	46	23.0	27	0

PUNT RETURNS	No.	FC	Yds	Avg	LG	TD
D. Harty	0	2	0	--	--	0
BILLS	0	2	0	--	--	0

PUNTING	No.	Yds	Avg	Net	TB	IN	LG	BK
S. Martin	5	223	44.6	39.2	0	2	54	0
BILLS	5	223	44.6	39.2	0	2	54	0

SCORING	PAT	FG	2P	PTS
T. Bass	7/7	2/5	0	13
BILLS	7/7	2/5	0	13

FIELD GOALS	1-19	20-29	30-39	40-49	50+
T. Bass	0/0	1/2	0/0	1/3	0/0
BILLS	0/0	1/2	0/0	1/3	0/0

GAME-BY-GAME FIELD GOAL ATTEMPTS
Bass: (49B,45G,27WL)(27G,44WR)

SPECIAL TEAMS TACKLES	
Player	SpTot
Damar Hamlin	2
Tyler Matakevich	1
Quintin Morris	1
Dorian Williams	1



2023 GAME-BY-GAME STATISTICS

BILLS		FIRST DOWNS					OFFENSE					NET PASSING					NET RUSHING					PEN.			FUMBLES		
DATE	OPP	T	R	P	PN	PLAYS	YDS	AVG	ATT	COMP	IN	YDS	TD	SK	YDS	ATT	YDS	AVG	TD	NO	YDS	NO	LOST	TOP			
9/11	at NYJ	19	8	11	0	68	314	4.60	41	29	3	217	1	5	19	22	97	4.40	0	5	40	2	1	33:08			
9/17	vs. LVR	29	10	17	2	74	450	6.10	37	31	0	267	3	2	7	35	183	5.20	2	4	30	0	0	40:04			
9/24	at Was	20	10	10	0	65	386	5.90	32	20	1	218	1	0	0	33	168	5.10	2	6	45	0	0	34:39			
10/1	vs. Mia	24	8	14	2	56	414	7.40	25	21	0	310	4	2	10	29	104	3.60	2	4	20	0	0	30:22			
10/8	vs. Jax	18	3	13	2	54	388	7.20	40	27	1	359	2	0	0	14	29	2.10	1	11	109	2	1	21:48			
10/15	vs. NYG	22	7	12	3	59	297	5.00	30	19	1	169	2	0	0	29	128	4.40	0	7	51	1	1	28:36			
10/22	at NE	24	7	14	3	66	339	5.10	41	27	1	258	2	1	7	24	81	3.40	1	9	46	1	1	32:14			
10/26	vs. TB	25	8	16	1	68	427	6.30	40	31	1	312	2	2	12	26	115	4.40	1	9	86	0	0	31:57			
11/5	at Cin	21	9	11	1	55	317	5.80	38	26	1	249	1	1	9	16	68	4.30	1	5	49	1	1	23:22			
11/13	vs. Den	18	12	6	0	52	369	7.10	26	15	2	177	1	0	0	26	192	7.40	2	5	63	3	2	22:39			
11/19	vs. NYJ	22	9	10	3	71	393	5.50	32	20	1	263	3	1	12	38	130	3.40	0	8	77	1	0	36:51			
11/26	at Phi	29	13	15	1	92	505	5.50	51	29	1	332	2	1	7	40	173	4.30	2	11	80	1	0	40:30			
12/10	at KC	21	8	12	1	73	327	4.50	42	23	1	209	1	3	24	28	118	4.20	1	4	35	1	0	35:21			
12/17	vs. Dal	28	20	5	3	65	351	5.40	15	7	0	85	1	1	9	49	266	5.40	3	1	15	1	0	35:05			
12/23	at LAC	16	5	11	0	52	335	6.40	21	15	1	230	1	1	7	30	105	3.50	2	7	64	3	2	26:56			
12/31	vs. NE	19	10	8	1	68	281	4.10	30	15	1	154	0	1	15	37	127	3.40	2	4	32	2	0	32:52			
1/7	at Mia	26	11	14	1	77	473	6.10	38	30	2	345	2	3	14	36	128	3.60	0	6	41	1	1	38:07			
Totals:		381	158	199	24	1,115	6,366	5.71	579	385	18	4,154	29	24	152	512	2,212	3.88	22	106	883	20	10	--			

OPPONENTS		FIRST DOWNS					OFFENSE					NET PASSING					NET RUSHING					PEN.			FUMBLES		
DATE	OPP	T	R	P	PN	PLAYS	YDS	AVG	ATT	COMP	IN	YDS	TD	SK	YDS	ATT	YDS	AVG	TD	NO	YDS	NO	LOST	TOP			
9/11	at NYJ	13	5	7	1	53	289	5.50	22	14	1	117	1	3	23	28	172	6.10	0	2	10	1	0	27:50			
9/17	vs. LVR	13	2	10	1	39	240	6.20	24	16	2	185	1	0	0	15	55	3.70	0	2	30	1	1	19:56			
9/24	at Was	15	5	8	2	51	230	4.50	29	19	4	125	0	9	45	13	105	8.10	0	2	15	1	1	25:21			
10/1	vs. Mia	20	8	12	0	58	393	6.80	35	25	1	251	1	4	31	19	142	7.50	2	8	98	4	1	29:38			
10/8	vs. Jax	29	9	16	4	82	474	5.80	37	25	0	278	1	5	37	40	196	4.90	2	8	56	4	2	38:12			
10/15	vs. NYG	20	5	11	4	73	317	4.30	36	24	0	185	0	3	15	34	132	3.90	0	9	65	1	0	31:24			
10/22	at NE	21	6	13	2	55	364	6.60	30	25	0	268	2	1	4	24	96	4.00	1	8	59	1	1	27:46			
10/26	vs. TB	17	3	10	4	62	302	4.90	42	25	0	224	2	3	13	17	78	4.60	0	11	74	2	0	28:03			
11/5	at Cin	23	5	17	1	67	397	5.90	44	31	0	343	2	1	5	22	54	2.50	1	6	49	0	0	36:38			
11/13	vs. Den	19	5	12	2	71	300	4.20	29	24	0	178	2	4	15	38	122	3.20	0	10	61	1	1	37:21			
11/19	vs. NYJ	14	3	8	3	54	155	2.90	30	15	2	92	1	6	40	18	63	3.50	0	5	35	2	2	23:09			
11/26	at Phi	24	9	12	3	65	378	5.80	31	18	1	193	3	2	7	32	185	5.80	2	4	30	1	1	26:53			
12/10	at KC	21	6	14	1	62	346	5.60	43	25	1	264	1	1	7	18	82	4.60	1	7	45	1	1	24:39			
12/17	vs. Dal	14	7	6	1	57	195	3.40	34	21	1	106	0	3	28	20	89	4.50	1	5	48	0	0	24:55			
12/23	at LAC	18	6	10	2	65	273	4.20	33	23	0	175	0	5	40	27	98	3.60	1	6	29	0	0	33:04			
12/31	vs. NE	16	7	8	1	53	294	5.50	26	16	3	191	0	3	18	24	103	4.30	2	2	20	1	1	27:08			
1/7	at Mia	16	5	9	2	48	275	5.70	27	17	2	167	1	1	6	20	108	5.40	1	4	29	0	0	21:53			
Totals:		313	96	183	34	1,015	5,222	5.14	552	363	18	3,342	18	54	334	409	1,880	4.24	14	99	753	21	12	--			



2023 PLAYOFF GAME-BY-GAME STATISTICS

BILLS		FIRST DOWNS				OFFENSE				NET PASSING				NET RUSHING				PEN.			FUMBLES				
DATE	OPP	T	R	P	PN	PLAYS	YDS	AVG	ATT	COMP	IN	YDS	TD	SK	YDS	ATT	YDS	AVG	TD	NO	YDS	NO	LOST	TOP	
1/15	vs. PIT	24	11	11	2	66	368	5.60	30	21	0	189	3	2	14	34	179	5.30	1	2	24	0	0	33:19	
1/21	vs. KC	27	14	12	1	78	368	4.70	39	26	0	186	1	0	0	39	182	4.70	2	5	28	2	0	37:03	
AFCCG																									
SB LVII																									
Totals:		51	25	23	3	144	736	5.11	69	47	0	375	4	2	14	73	361	4.50	3	7	52	2	0	--	

OPPONENTS		FIRST DOWNS				OFFENSE				NET PASSING				NET RUSHING				PEN.			FUMBLES				
DATE	OPP	T	R	P	PN	PLAYS	YDS	AVG	ATT	COMP	IN	YDS	TD	SK	YDS	ATT	YDS	AVG	TD	NO	YDS	NO	LOST	TOP	
1/15	vs. PIT	22	6	14	2	63	324	5.10	39	22	1	218	2	1	11	23	106	4.60	0	6	50	2	1	26:41	
1/21	vs. KC	21	7	12	2	47	361	7.70	23	17	0	215	2	0	0	24	146	6.10	1	2	15	2	1	22:57	
AFCCG																									
SB LVII																									
Totals:		43	13	26	4	110	685	6.23	62	39	1	433	4	1	11	47	252	5.00	1	8	65	4	2	--	



2023 DRIVE CHART

GAME 1

BILLS				JETS			
RECEIVED	START	DRIVE	RESULT	RECEIVED	START	DRIVE	RESULT
1st - 15:00 (KO)	BUF 25	5-17, 2:30	PUNT	1st - 12:30 (PUNT)	NYJ 12	5-29, 3:06	PUNT
1st - 9:24 (PUNT)	BUF 23	11-60, 6:19	FG	1st - 3:05 (KO)	NYJ 22	6-15, 3:11	PUNT
2nd - 14:54 (PUNT)	BUF 29	3-2, 1:52	INT	2nd - 13:02 (INT)	NYJ 4	5-88, 2:27	FG
2nd - 10:35 (KO)	BUF 25	11-75, 5:52	TD	2nd - 4:43 (KO)	NYJ 26	3-12, 1:35	INT
2nd - 3:08 (INT)	50	9-34, 2:51	FG	2nd - 0:17 (KO)	NYJ 25	1-(-1), 0:17	HALF
3rd - 8:59 (KO)	BUF 25	8-34, 4:51	INT	3rd - 15:00 (KO)	NYJ 25	12-50, 6:01	FG
3rd - 2:10 (PUNT)	BUF 15	3-8, 1:37	PUNT	3rd - 4:08 (INT)	NYJ 20	4-19, 1:58	PUNT
4th - 14:11 (PUNT)	BUF 15	8-28, 4:28	INT	3rd - 0:33 (PUNT)	NYJ 25	3-6, 1:22	PUNT
4th - 4:55 (KO)	BUF 25	1-0, 0:02	FUMBLE	4th - 9:43 (INT)	NYJ 43	8-57, 4:48	TD
4th - 1:48 (KO)	BUF 15	9-53, 1:46	FG	4th - 4:51 (FUM)	BUF 27	8-15, 3:03	FG
OT - 10:00 (KO)	BUF 25	3-3, 0:58	PUNT	4th - 0:02 (KO)	NYJ 25	1-(-1), 0:02	HALF

GAME 2

BILLS				RAIDERS			
RECEIVED	START	DRIVE	RESULT	RECEIVED	START	DRIVE	RESULT
1st - 12:16 (KO)	BUF 25	3-5, 1:54	PUNT	1st - 15:00 (KO)	LV 25	5-75, 2:44	TD
1st - 8:17 (INT)	LV 28	7-28, 3:58	TD	1st - 10:22 (PUNT)	LV 16	4-14, 2:05	INT
1st - 3:16 (PUNT)	BUF 16	11-59, 6:06	TD	1st - 4:19 (KO)	LV 31	3-5, 1:03	PUNT
2nd - 6:48 (KO)	BUF 47	7-52, 3:52	DOWNS	2nd - 12:10 (KO)	LV 25	10-46, 5:22	FG
2nd - 1:47 (PUNT)	BUF 43	8-57, 1:29	TD	2nd - 2:56(DOWNS)	LV 2	3-7, 1:09	PUNT
3rd - 15:00 (PUNT)	BUF 25	15-75, 9:01	TD	2nd - 0:18 (KO)	LV 25	2-13, 0:18	HALF
3rd - 3:49 (INT)	LV 48	9-42, 3:53	FG	3rd - 5:59 (KO)	LV 25	4-23, 2:10	INT
4th - 12:40 (PUNT)	BUF 5	11-95, 7:32	TD	4th - 14:56 (KO)	LV 25	4-12, 2:16	PUNT
4th - 2:19 (FUMBLE)	BUF 19	4-37, 2:19	GAME	4th - 5:08 (KO)	LV 25	5-45, 2:49	FUMBLE

GAME 3

BILLS				COMMANDERS			
RECEIVED	START	DRIVE	RESULT	RECEIVED	START	DRIVE	RESULT
1st - 15:00 (KO)	BUF 25	11-57, 5:31	FG	1st - 9:29 (KO)	WAS 27	8-39, 4:50	INT
1st - 4:37 (INT)	BUF 16	6-14, 2:12	PUNT	1st - 2:27 (PUNT)	WAS 20	3-(-9), 1:40	PUNT
1st - 0:47 (PUNT)	WAS 35	1-35, 0:06	TD	1st - 0:41 (KO)	WAS 25	7-68, 3:59	DOWNS
2nd - 11:42 (downs)	BUF 2	15-87, 9:47	FG	2nd - 1:55 (KO)	WAS 25	3-9, 0:40	INT
2nd - 1:15 (INT)	WAS 33	6-19, 0:56	FG	2nd - 0:19 (KO)	WAS 25	1-10, 0:19	HALF
3rd - 9:11 (INT)	BUF 1	6-49, 2:44	INT	3rd - 15:00 (KO)	WAS 17	10-63, 5:49	INT
3rd - 2:28 (PUNT)	BUF 31	6-32, 3:12	DOWNS	3rd - 6:27 (INT)	WAS 19	5-11, 3:59	PUNT
4th - 14:05 (FUM)	WAS 31	6-31, 3:28	TD	4th - 14:16 (downs)	WAS 37	1-(-2), 0:11	FUMBLE
4th - 8:12 (PUNT)	BUF 36	9-64, 5:57	TD	4th - 10:37 (KO)	WAS 25	3-5, 0:36	INT
4th - 0:46 (KO)	BUF 25	2-(-2), 0:46	GAME	4th - 10:01 (KO)	WAS 25	3-(-6), 1:49	PUNT
				4th - 2:15 (KO)	WAS 25	8-42, 1:29	FG



2023 DRIVE CHART

GAME 4

BILLS				DOLPHINS			
RECEIVED	START	DRIVE	RESULT	RECEIVED	START	DRIVE	RESULT
1st - 15:00 (KO)	BUF 25	8-60, 4:19	TD	1st - 10:41 (KO)	MIA 23	7-72, 4:11	TD
1st - 6:30 (KO)	BUF 20	10-80, 5:20	TD	1st - 1:10 (KO)	MIA 30	7-70, 3:23	TD
2nd - 12:47 (KO)	BUF 21	5-41, 2:45	TD	2nd - 10:02 (KO)	MIA 22	3-14, 2:20	PUNT
2nd - 7:42 (PUNT)	BUF 27	4-27, 2:14	PUNT	2nd - 5:28 (PUNT)	MIA 6	3-8, 1:37	PUNT
2nd - 3:51 (PUNT)	BUF 41	2-59, 0:53	TD	2nd - 2:58 (KO)	MIA 25	3-7, 0:44	FUMBLE
2nd - 2:14 (FUMBLE)	MIA 31	4-(-4), 0:35	FG	2nd - 1:39 (KO)	MIA 25	3-6, 1:32	PUNT
2nd - 0:07 (PUNT)	BUF 23	1-(-1), 0:07	HALF	3rd - 15:00 (KO)	MIA 25	11-75, 5:30	TD
3rd - 9:30 (KO)	BUF 25	7-60, 4:09	FG	3rd - 5:21 (KO)	MIA 25	2-0, 0:18	INT
3rd - 5:03 (INT)	MIA 25	4-25, 2:03	TD	3rd - 3:00 (KO)	MIA 25	5-20, 2:21	DOWNNS
3rd - 0:39 (downs)	MIA 45	2-45, 0:44	TD	4th - 14:55 (KO)	MIA 25	7-63, 3:03	DOWNNS
4th - 11:52 (downs)	BUF 17	3-0, 1:43	PUNT	4th - 10:09 (PUNT)	MIA 20	7-64, 4:39	DOWNNS
4th - 5:30 (downs)	BUF 21	8-22, 5:30	GAME				

GAME 5

BILLS				JAGUARS			
RECEIVED	START	DRIVE	RESULT	RECEIVED	START	DRIVE	RESULT
1st - 12:34 (PUNT)	BUF 20	3-8, 1:25	PUNT	1st - 15:00 (KO)	JAX 15	4-25, 2:26	PUNT
1st - 6:59 (KO)	BUF 25	3-9, 1:56	PUNT	1st - 11:09 (PUNT)	JAX 27	9-68, 4:10	TD
1st - 1:13 (KO)	BUF 25	6-18, 2:05	PUNT	1st - 5:03 (PUNT)	JAX 30	9-44, 3:50	FG
2nd - 10:15 (PUNT)	BUF 7	4-19, 2:24	PUNT	2nd - 14:08 (PUNT)	JAX 22	8-30, 3:53	PUNT
2nd - 5:44 (PUNT)	BUF 14	11-86, 4:30	TD	2nd - 7:51 (PUNT)	JAX 21	3-13, 2:07	PUNT
2nd - 0:10 (FUMBLE)	BUF 23	1-(-1), 0:10	HALF	2nd - 1:14 (KO)	JAX 25	7-52, 1:04	FUMBLE
3rd - 15:00 (KO)	BUF 25	4-14, 1:26	PUNT	3rd - 13:34 (PUNT)	JAX 6	7-25, 4:04	PUNT
3rd - 9:30 (KO)	BUF 10	4-48, 1:34	PUNT	3rd - 7:56 (PUNT)	JAX 8	17-63, 8:07	FUMBLE
4th - 14:49(FUMBLE)	BUF 32	4-19, 1:43	INT	4th - 13:06 (INT)	JAX 7	10-71, 5:22	TD
4th - 7:44 (KO)	BUF 25	9-81, 3:41	TD	4th - 4:03 (KO)	JAX 25	5-75, 1:07	TD
4th - 2:56 (KO)	BUF 25	4-75, 0:45	TD	4th - 2:11 (KO)	BUF 49	3-4, 1:49	PUNT
4th - 0:22 (PUNT)	BUF 6	1-12, 0:09	FUMBLE	4th - 0:13 (FUMBLE)	BUF 18	1-(-1), 0:13	GAME

GAME 6

BILLS				GIANTS			
RECEIVED	START	DRIVE	RESULT	RECEIVED	START	DRIVE	RESULT
1st - 15:00 (KO)	BUF 25	3-3, 0:57	PUNT	1st - 14:03 (PUNT)	NYG 24	3-7, 1:51	PUNT
1st - 12:12 (PUNT)	BUF 15	6-40, 2:52	FUMBLE	1st - 9:20 (FUMBLE)	NYG 44	12-41, 6:01	FG
1st - 3:19 (KO)	BUF 25	5-38, 1:50	PUNT	1st - 1:29 (PUNT)	NYG 10	3-(-2), 1:43	PUNT
2nd - 14:46 (PUNT)	BUF 31	3-1, 1:01	PUNT	2nd - 13:45 (PUNT)	NYG 15	3-9, 2:05	PUNT
2nd - 11:40 (PUNT)	BUF 35	6-31, 2:06	MISS FG	2nd - 9:34(MISS FG)	NYG 42	9-39, 4:26	FG
2nd - 5:08 (KO)	BUF 25	5-29, 2:45	INT	2nd - 2:23 (INT)	NYG 41	8-49, 2:23	HALF
3rd - 9:52 (PUNT)	BUF 11	17-84, 9:58	TD	3rd - 15:00 (KO)	NYG 17	9-39, 5:08	PUNT
4th - 10:35 (KO)	BUF 25	12-70, 6:47	TD	4th - 14:54 (KO)	NYG 10	9-74, 4:19	FG
4th - 1:45 (DOWNS)	NYG 37	4-1, 0:20	MISS FG	4th - 3:48 (KO)	NYG 25	7-13, 2:03	DOWNNS
				4th - 1:25 (MISS FG)	NYG 43	13-48, 1:25	GAME



2023 DRIVE CHART

GAME 7

BILLS				PATRIOTS			
RECEIVED	START	DRIVE	RESULT	RECEIVED	START	DRIVE	RESULT
1st - 10:02 (KO)	BUF 24	1-0, 0:15	INT	1st - 15:00 (KO)	NE 25	9-63, 4:58	FG
1st - 6:58 (KO)	BUF 25	13-66, 7:09	FG	1st - 9:47 (INT)	BUF 45	7-45, 2:49	TD
2nd - 12:56 (PUNT)	BUF 13	3-3, 2:36	PUNT	2nd - 14:49 (KO)	NE 25	3-9, 1:53	PUNT
2nd - 7:36 (KO)	BUF 25	12-51, 5:45	MISS FG	2nd - 10:20 (PUNT)	BUF 46	5-40, 2:44	FG
2nd - 0:21 (PUNT)	BUF 3	1-2, 0:21	HALF	2nd - 1:51 (MISS FG)	NE 32	6-19, 1:30	PUNT
3rd - 15:00 (KO)	BUF 19	10-76, 5:07	TD	3rd - 9:53 (KO)	NE 25	9-44, 5:23	FG
3rd - 4:30 (KO)	BUF 25	13-47, 5:47	DOWNNS	4th - 13:43 (downs)	NE 34	9-66, 6:07	TD
4th - 7:36 (KO)	BUF 25	5-60, 2:04	TD	4th - 5:32 (KO)	NE 25	2-9, 0:36	FUMBLE
4th - 4:56 (FUMBLE)	NE 29	8-29, 2:58	TD	4th - 1:58 (KO)	NE 25	8-69, 1:46	TD
4th - 0:12 (KO)	BUF 25	2-5, 0:12	FUMBLE				

GAME 8

BILLS				BUCCANEERS			
RECEIVED	START	DRIVE	RESULT	RECEIVED	START	DRIVE	RESULT
1st - 12:00 (KO)	BUF 4	10-77, 4:31	FG	1st - 15:00 (KO)	TB 27	6-21, 2:25	PUNT
1st - 4:21 (MISS FG)	BUF 40	8-69, 4:24	DOWNNS	1st - 8:04 (PUNT)	TB 20	7-27, 3:43	MISS FG
2nd - 13:48 (PUNT)	TB 23	5-23, 2:45	TD	2nd - 14:57 (downs)	TB 1	3-2, 1:09	PUNT
2nd - 7:40 (KO)	BUF 25	1-0, 0:07	INT	2nd - 11:03 (KO)	TB 25	8-51, 3:23	FG
2nd - 6:46 (KO)	BUF 25	9-75, 4:06	TD	2nd - 7:33 (INT)	BUF 23	2-23, 0:47	TD
2nd - 0:11 (PUNT)	BUF 20	1-(-1), 0:11	HALF	2nd - 2:40 (KO)	TB 25	7-39, 2:29	PUNT
3rd - 15:00 (KO)	BUF 25	9-70, 4:20	TD	3rd - 10:40 (KO)	TB 25	4-18, 3:00	PUNT
3rd - 7:40 (PUNT)	BUF 23	6-26, 2:47	PUNT	3rd - 4:53 (PUNT)	TB 3	3-9, 2:21	PUNT
3rd - 2:32 (PUNT)	BUF 17	9-36, 3:30	PUNT	4th - 14:02 (PUNT)	TB 4	3-6, 1:04	PUNT
4th - 12:58 (PUNT)	BUF 33	5-23, 2:53	PUNT	4th - 10:05 (PUNT)	TB 8	17-86, 7:21	TD
4th - 2:44 (KO)	BUF 23	6-29, 2:23	PUNT	4th - 0:21 (PUNT)	TB 20	4-20, 0:21	GAME

GAME 9

BILLS				BENGALS			
RECEIVED	START	DRIVE	RESULT	RECEIVED	START	DRIVE	RESULT
1st - 9:18 (KO)	BUF 15	7-85, 3:15	TD	1st - 15:00 (KO)	CIN 24	9-76, 5:42	TD
1st - 0:35 (KO)	BUF 25	4-1, 1:40	PUNT	1st - 6:03 (KO)	CIN 31	11-54, 5:28	TD
2nd - 9:07 (PUNT)	BUF 12	2-0, 0:13	INT	2nd - 13:55 (PUNT)	CIN 22	6-35, 4:48	PUNT
2nd - 5:38 (PUNT)	BUF 9	3-(-1), 2:09	PUNT	2nd - 8:54 (INT)	BUF 32	3-4, 3:16	PUNT
2nd - 1:37 (KO)	BUF 25	5-37, 1:37	HALF	2nd - 3:29 (PUNT)	BUF 45	7-45, 1:52	TD
3rd - 15:00 (KO)	BUF 26	11-63, 4:39	FG	3rd - 10:21 (KO)	CIN 8	7-34, 3:57	PUNT
3rd - 6:24 (PUNT)	BUF 9	3-5, 1:18	PUNT	3rd - 5:06 (PUNT)	CIN 42	6-23, 2:53	DOWNNS
3rd - 2:13 (DOWNNS)	BUF 35	9-52, 3:55	FUMBLE	4th - 13:18 (FUMBLE)	CIN 13	12-85, 5:10	FG
4th - 8:08 (KO)	BUF 25	12-75, 4:36	TD	4th - 3:32 (KO)	CIN 25	7-41, 3:32	GAME



2023 DRIVE CHART

GAME 10

BILLS				BRONCOS			
RECEIVED	START	DRIVE	RESULT	RECEIVED	START	DRIVE	RESULT
1st - 15:00 (KO)	BUF 25	1-3, 0:08	FUMBLE	1st - 14:52 (FUMBLE)	BUF 28	4-11, 2:13	FG
1st - 12:39 (KO)	BUF 25	8-62, 4:17	INT	1st - 8:22 (INT)	DEN 12	7-35, 3:58	PUNT
1st - 4:24 (PUNT)	BUF 20	5-13, 1:54	PUNT	1st - 2:30 (PUNT)	DEN 21	8-38, 4:43	PUNT
2nd - 12:47 (PUNT)	BUF 20	3-5, 1:37	PUNT	2nd - 11:10 (PUNT)	DEN 48	7-37, 3:53	TD
2nd - 7:17 (KO)	BUF 19	8-81, 3:41	TD	2nd - 3:36 (KO)	DEN 25	8-55, 2:51	FG
2nd - 0:45 (KO)	BUF 25	1-0, 0:08	INT	2nd - 0:37 (INT)	BUF 31	4-9, 0:37	FG
3rd - 12:09 (PUNT)	BUF 39	4-9, 0:47	DOWNS	3rd - 15:00 (KO)	DEN 25	3-13, 2:51	PUNT
3rd - 9:51 (FUMBLE)	BUF 46	7-54, 3:09	TD	3rd - 11:22 (downs)	BUF 47	3-2, 1:31	FUMBLE
3rd - 2:30 (PUNT)	BUF 11	3-37, 1:17	FUMBLE	3rd - 6:42 (KO)	DEN 39	6-8, 4:12	PUNT
4th - 14:52 (PUNT)	BUF 11	6-26, 2:30	PUNT	3rd - 1:13 (FUMBLE)	BUF 48	3-4, 1:21	PUNT
4th - 5:06 (KO)	BUF 25	6-75, 3:11	TD	4th - 12:22 (PUNT)	DEN 46	12-64, 7:16	TD
				4th - 1:55 (KO)	DEN 25	10-24, 1:55	FG

GAME 11

BILLS				JETS			
RECEIVED	START	DRIVE	RESULT	RECEIVED	START	DRIVE	RESULT
1st - 14:53 (FUMBLE)	NYJ 21	4-(-9), 1:22	FG	1st - 15:00 (KO)		0-0, 0:07	FUMBLE
1st - 12:01 (PUNT)	BUF 30	14-58, 6:05	FG	1st - 13:31 (KO)	NYJ 25	4-(-8), 1:30	PUNT
1st - 2:18 (PUNT)	BUF 20	9-75, 5:52	FG	1st - 5:56 (KO)	NYJ 34	5-15, 3:38	PUNT
2nd - 9:55 (PUNT)	BUF 34	8-28, 3:53	PUNT	2nd - 11:26 (KO)	NYJ 25	3-(-7), 1:31	PUNT
2nd - 5:19 (INT)	NYJ 23	5-18, 2:16	TD	2nd - 6:02 (PUNT)	NYJ 9	2-18, 0:43	INT
2nd - 0:45 (KO)	BUF 25	6-17, 0:45	INT	2nd - 3:03 (KO)	NYJ 16	11-69, 2:18	TD
3rd - 15:00 (KO)	BUF 25	8-60, 4:26	TD	3rd - 10:34 (KO)	NYJ 25	5-9, 3:10	PUNT
3rd - 7:24 (PUNT)	BUF 14	2-86, 0:55	TD	3rd - 6:29 (KO)	NYJ 25	5-10, 3:12	PUNT
3rd - 3:17 (PUNT)	BUF 25	3-2, 1:00	PUNT	3rd - 2:17 (PUNT)	NYJ 34	6-29, 3:08	FUMBLE
4th - 14:09(FUMBLE)	BUF 39	5-21, 3:30	PUNT	4th - 10:39 (PUNT)	NYJ 24	3-(-10), 1:06	PUNT
4th - 9:33 (PUNT)	BUF 46	7-22, 4:17	FG	4th - 5:16 (KO)	NYJ 21	10-30, 2:46	INT
4th - 2:30 (INT)	BUF 43	4-15, 2:30	GAME				

GAME 12

BILLS				EAGLES			
RECEIVED	START	DRIVE	RESULT	RECEIVED	START	DRIVE	RESULT
1st - 15:00 (KO)	BUF 25	3-8, 1:52	PUNT	1st - 13:08 (PUNT)	PHI 18	3-0, 0:35	PUNT
1st - 12:33 (PUNT)	BUF 32	12-38, 5:56	PUNT	1st - 6:37 (PUNT)	PHI 27	10-66, 5:31	TD
1st - 1:06 (KO)	BUF 25	11-45, 4:43	FG	2nd - 11:23 (KO)	PHI 25	2-0, 0:13	INT
2nd - 11:10 (INT)	PHI 29	4-39, 2:36	TD	2nd - 8:34 (KO)	PHI 25	4-14, 1:49	PUNT
2nd - 6:45 (PUNT)	BUF 5	6-36, 2:25	PUNT	2nd - 4:20 (PUNT)	PHI 19	3-5, 2:10	PUNT
2nd - 2:10 (PUNT)	BUF 33	9-64, 0:46	MISS FG	2nd - 1:24(MISS FG)	PHI 24	3-12, 0:20	FUMBLE
2nd - 1:04 (FUMBLE)	PHI 36	5-46, 0:52	TD	2nd - 0:12 (KO)	PHI 25	1-(-1), 0:12	HALF
3rd - 13:29 (PUNT)	BUF 31	8-39, 2:57	MISS FG	3rd - 15:00 (KO)	PHI 25	3-(-4), 1:31	PUNT
3rd - 7:13 (KO)	BUF 30	9-70, 5:33	TD	3rd - 10:32(miss FG)	PHI 38	6-62, 3:19	TD
4th - 13:37 (KO)	BUF 25	2-2, 0:51	INT	3rd - 1:40 (KO)	PHI 25	7-75, 3:03	TD
4th - 11:07 (KO)	BUF 25	4-7, 2:17	PUNT	4th - 12:46 (INT)	BUF 24	3-24, 1:39	TD
4th - 7:06 (PUNT)	BUF 26	10-74, 5:14	TD	4th - 8:50 (PUNT)	PHI 32	3-3, 1:44	PUNT
4th - 0:20 (KO)	BUF 25	1-(-1), 0:20	HALF	4th - 1:52 (KO)	PHI 25	9-44, 1:32	FG
OT - 10:00 (KO)	BUF 25	12-38, 4:08	FG	OT - 5:52 (KO)	PHI 25	9-75, 3:15	TD



2023 DRIVE CHART

GAME 13

BILLS				CHIEFS			
RECEIVED	START	DRIVE	RESULT	RECEIVED	START	DRIVE	RESULT
1st - 11:30 (INT)	BUF 47	4-13, 1:51	PUNT	1st - 15:00 (KO)	KC 25	8-45, 3:30	INT
1st - 7:07 (PUNT)	BUF 47	6-53, 3:24	TD	1st - 9:39 (PUNT)	KC 12	5-11, 2:32	PUNT
1st - 2:19 (PUNT)	BUF 27	12-73, 5:29	TD	1st - 3:43 (KO)	KC 25	3-7, 1:24	PUNT
2nd - 8:26 (PUNT)	BUF 7	8-36, 4:50	INT	2nd - 11:50 (KO)	KC 25	7-41, 3:24	PUNT
2nd - 1:19 (KO)	BUF 25	9-31, 1:19	HALF	2nd - 3:36 (INT)	KC 48	9-67, 2:17	TD
3rd - 15:00 (KO)	BUF 25	10-67, 6:22	FG	3rd - 8:38 (KO)	KC 25	9-75, 5:08	TD
3rd - 3:30 (KO)	BUF 26	3-7, 1:43	PUNT	3rd - 1:47 (PUNT)	KC 26	5-22, 1:14	FUMBLE
3rd - 0:33 (FUMBLE)	KC 48	3-(-8), 0:47	PUNT	4th - 14:46 (PUNT)	KC 41	8-49, 3:15	FG
4th - 11:31 (KO)	BUF 25	6-14, 3:38	PUNT	4th - 7:53 (PUNT)	KC 31	3-3, 0:56	PUNT
4th - 6:57 (PUNT)	BUF 31	12-43, 5:03	FG	4th - 1:54 (KO)	KC 25	6-26, 0:59	DOWNS
4th - 0:55 (DOWNS)	KC 46	2-(-2), 0:55	GAME				

GAME 14

BILLS				COWBOYS			
RECEIVED	START	DRIVE	RESULT	RECEIVED	START	DRIVE	RESULT
1st - 15:00 (KO)	BUF 25	12-72, 6:54	TD	1st - 8:06 (KO)	DAL 25	8-29, 4:05	PUNT
1st - 4:01 (PUNT)	BUF 13	3-7, 0:57	PUNT	1st - 3:04 (PUNT)	DAL 34	3-0, 0:28	PUNT
1st - 2:36 (PUNT)	BUF 14	11-71, 4:44	TD	2nd - 12:52 (KO)	DAL 25	11-46, 5:39	FG
2nd - 7:13 (KO)	BUF 24	11-61, 5:37	TD	2nd - 1:36 (KO)	DAL 25	5-14, 1:17	PUNT
2nd - 0:19 (PUNT)	BUF 5	1-(-1), 0:19	HALF	3rd - 15:00 (KO)	DAL 18	6-11, 4:02	PUNT
3rd - 10:58 (PUNT)	BUF 30	15-65, 8:22	FG	3rd - 2:36 (KO)	DAL 24	3-(-8), 2:01	PUNT
3rd - 0:35 (PUNT)	BUF 33	6-62, 3:05	TD	4th - 12:30 (KO)	DAL 25	7-23, 1:53	INT
4th - 10:37 (INT)	BUF 48	3-3, 2:19	PUNT	4th - 8:18 (PUNT)	DAL 20	15-80, 5:30	TD
4th - 2:48 (KO)	BUF 14	4-11, 2:48	GAME				

GAME 15

BILLS				CHARGERS			
RECEIVED	START	DRIVE	RESULT	RECEIVED	START	DRIVE	RESULT
1st - 15:00 (KO)	BUF 25	5-16, 1:48	PUNT	1st - 13:12 (PUNT)	LAC 8	14-90, 6:40	FG
1st - 6:32 (KO)	BUF 16	5-25, 3:02	PUNT	1st - 3:30 (PUNT)	LAC 15	4-(-2), 3:26	PUNT
2nd - 13:49 (KO)	BUF 25	5-25, 3:06	PUNT	1st - 0:04 (FUMBLE)	BUF 27	4-27, 1:15	TD
2nd - 9:12 (PUNT)	BUF 43	1-57, 0:10	TD	2nd - 10:43 (PUNT)	LAC 4	3-7, 1:31	PUNT
2nd - 4:29 (PUNT)	BUF 37	8-63, 3:51	TD	2nd - 9:02 (KO)	LAC 8	7-22, 4:33	PUNT
3rd - 12:46 (PUNT)	BUF 10	2-3, 0:38	INT	2nd - 0:38 (KO)	LAC 25	1-6, 0:38	HALF
3rd - 7:22 (KO)	BUF 25	10-75, 5:54	TD	3rd - 15:00 (KO)	LAC 25	5-10, 2:14	PUNT
4th - 12:36 (KO)	BUF 25	3-2, 3:20	PUNT	3rd - 12:08 (INT)	LAC 42	8-41, 4:46	FG
4th - 7:19 (KO)	BUF 25	1-5, 0:09	FUMBLE	3rd - 1:28 (KO)	LAC 25	11-46, 3:52	FG
4th - 5:26 (KO)	BUF 25	13-64, 4:58	FG	4th - 9:16 (PUNT)	BUF 48	6-26, 1:57	FG
				4th - 7:10 (FUMBLE)	BUF 32	4-1, 1:44	FG
				4th - 0:28 (KO)	LAC 30	3-(-1), 0:28	GAME



2023 DRIVE CHART

GAME 16

BILLS				PATRIOTS			
RECEIVED	START	DRIVE	RESULT	RECEIVED	START	DRIVE	RESULT
1st - 14:48 (KO)	BUF 25	3-4, 1:42	PUNT	1st - 15:00 (KO)		0-0, 0:12	TD
1st - 13:00 (INT)	NE 21	4-4, 0:53	FG	1st - 13:06 (PUNT)	NE 18	1-0, 0:06	INT
1st - 10:20 (PUNT)	BUF 27	5-11, 1:39	PUNT	1st - 12:07 (KO)	NE 22	3-5, 1:47	PUNT
1st - 8:34 (INT)	NE 14	4-14, 1:57	TD	1st - 8:41 (PUNT)	NE 16	1-0, 0:07	INT
1st - 5:51 (FUMBLE)	NE 30	7-24, 3:35	FG	1st - 6:37 (KO)	NE 25	2-5, 0:46	FUMBLE
1st - 0:54 (PUNT)	BUF 35	3-4, 0:50	PUNT	1st - 2:16 (KO)	NE 25	3(-7), 1:22	PUNT
2nd - 9:44 (KO)	BUF 18	9-42, 4:01	INT	1st - 0:04 (PUNT)	NE 5	6-29, 2:28	INT
2nd - 1:49(MISS FG)	BUF 37	3-8, 0:44	PUNT	2nd - 12:36 (KO)	NE 25	6-75, 2:52	TD
3rd - 15:00 (KO)	BUF 25	8-75, 4:18	TD	2nd - 5:43 (INT)	NE 11	9-60, 3:54	MISS FG
3rd - 3:01 (PUNT)	BUF 12	6-30, 3:51	PUNT	2nd - 1:05 (PUNT)	NE 8	2-1, 1:05	HALF
4th - 11:01 (KO)	BUF 14	7-30, 4:20	PUNT	3rd - 10:42 (KO)	NE 25	11-41, 7:41	PUNT
4th - 5:02 (PUNT)	NE 49	11-35, 5:02	GAME	4th - 14:10 (PUNT)	NE 16	7-77, 3:09	TD
				4th - 6:41 (PUNT)	NE 3	3-8, 1:39	PUNT

GAME 17

BILLS				DOLPHINS			
RECEIVED	START	DRIVE	RESULT	RECEIVED	START	DRIVE	RESULT
1st - 12:43 (INT)	BUF 16	12-79, 6:45	INT	1st - 15:00 (KO)	MIA 25	5-19, 2:17	INT
1st - 2:29 (PUNT)	BUF 11	6-54, 2:19	INT	1st - 5:58 (INT)	MIA 3	6-50, 3:29	PUNT
2nd - 8:51 (KO)	BUF 25	7-80, 4:20	TD	1st - 0:10 (INT)	MIA 20	11-80, 6:19	TD
2nd - 1:43 (KO)	BUF 25	10-73, 1:43	HALF	2nd - 4:31 (KO)	MIA 25	9-69, 2:48	TD
3rd - 15:00 (KO)	BUF 25	8-19, 5:04	PUNT	3rd - 9:56 (PUNT)	MIA 15	3-9, 2:14	PUNT
3rd - 7:42 (PUNT)	BUF 24	13-59, 7:30	FUMBLE	3rd - 0:12 (FUMBLE)	MIA 27	4-31, 1:30	PUNT
4th - 12:08 (PUNT)	BUF 26	8-74, 4:52	TD	4th - 13:42 (KO)	MIA 25	3-1, 1:34	PUNT
4th - 6:14 (PUNT)	BUF 26	11-37, 4:21	DOWNS	4th - 7:16 (KO)	MIA 25	3-3, 1:02	PUNT
4th - 1:13 (INT)	BUF 22	2(-2), 1:13	GAME	4th - 1:53 (DOWNS)	MIA 37	4-13, 0:40	INT

AFC WILD CARD

BILLS				STEELERS			
RECEIVED	START	DRIVE	RESULT	RECEIVED	START	DRIVE	RESULT
1st - 12:35 (PUNT)	BUF 20	10-80, 5:33	TD	1st - 15:00 (KO)	PIT 30	5-19, 2:25	PUNT
1st - 5:21 (PUNT)	BUF 27	3-8, 1:00	PUNT	1st - 7:02 (KO)	PIT 25	3-6, 1:41	PUNT
1st - 4:15 (FUMBLE)	PIT 29	1-29, 0:05	TD	1st - 4:21 (PUNT)	PIT 18	1-8, 0:06	FUMBLE
1st - 3:12 (PUNT)	BUF 44	3(-4), 1:29	PUNT	1st - 4:10 (KO)	PIT 25	3-1, 0:58	PUNT
2nd - 10:52 (INT)	BUF 20	8-80, 3:51	TD	1st - 1:43 (PUNT)	PIT 8	10-79, 5:51	INT
2nd - 6:04 (PUNT)	BUF 21	8-48, 3:50	BLOCK FG	2nd - 7:01 (KO)	PIT 25	3-3, 0:57	PUNT
2nd - 1:39 (KO)	BUF 25	4-4, 1:39	HALF	2nd - 2:14(Block FG)	BUF 33	5-33, 0:35	TD
3rd - 15:00 (KO)	BUF 25	3-2, 1:36	PUNT	3rd - 13:24 (PUNT)	PIT 40	9-48, 4:34	FG
3rd - 8:50 (KO)	BUF 25	14-48, 7:18	FG	3rd - 1:32 (KO)	PIT 25	12-75, 6:00	TD
4th - 10:32 (KO)	BUF 30	7-50, 4:05	TD	4th - 6:27 (KO)	PIT 25	4-7, 1:37	DOWNS
4th - 4:50 (DOWNS)	PIT 32	8-23, 2:53	MISS FG	4th - 1:57 (Miss FG)	PIT 20	9-45, 1:57	GAME



2023 DRIVE CHART

AFC DIVISIONAL

BILLS				CHIEFS			
RECEIVED	START	DRIVE	RESULT	RECEIVED	START	DRIVE	RESULT
1st - 15:00 (KO)	BUF 31	14-70, 6:52	FG	1st - 8:08 (KO)	KC 25	7-46, 3:33	FG
1st - 4:35 (KO)	BUF 25	11-75, 6:03	TD	2nd - 13:32 (KO)	KC 25	10-59, 4:20	FG
2nd - 9:12 (KO)	BUF 25	5-15, 3:05	PUNT	2nd - 6:07 (PUNT)	KC 35	5-65, 2:34	TD
2nd - 3:33 (KO)	BUF 25	12-75, 3:07	TD	2nd - 0:26 (KO)	KC 35	1-(-3), 0:26	HALF
3rd - 11:48 (KO)	BUF 25	15-75, 8:25	TD	3rd - 15:00 (KO)	KC 25	6-75, 3:12	TD
4th - 14:20 (KO)	BUF 25	4-7, 1:27	DOWNS	3rd - 3:23 (KO)	KC 25	8-75, 4:03	TD
4th - 12:09(FUMBLE)	BUF 20	3-(-2), 1:24	PUNT	4th - 12:53 (downs)	BUF 32	2-31, 0:44	FUMBLE
4th - 8:23 (PUNT)	BUF 20	16-54, 6:40	MISS FG	4th - 10:45 (PUNT)	KC 43	5-5, 2:22	PUNT
				4th - 1:43 (MISS FG)	KC 34	5-8, 1:43	GAME



2023 MISCELLANEOUS STATS

BILLS WEEKLY NFL RANKINGS

WEEK	OFFENSE			DEFENSE		
	Rush	Pass	Total	Rush	Pass	Total
Week 1 at NYJ	14 [†]	10	13	29	6	18
Week 2 vs. LV	7	10	5	19	6	5
Week 3 at WAS	7	12	7	14	3	2
Week 4 vs. MIA	8	7	6	20	4	6
Week 5 vs. JAX	16	4	4	25	8	12
Week 6 vs. NYG	12	8	5	25	7	12
Week 7 at NE	14	6	5	23	10	14
Week 8 vs. TB	14	4	5	22	10	13
Week 9 at CIN	16	5	5	18	14	17
Week 10 vs. DEN	13	7	7	19	12	17
Week 11 vs. NYJ	11	7	6	16	10	10
Week 12 at PHI	9	5	4	20	8	11
Week 13 (BYE)	10	5	4	20	8	12
Week 14 at KC	10	5	5	19	11	14
Week 15 vs. DAL	6	4	8	15 [†]	9	12
Week 16 at LAC	7	9	4	16	9	10
Week 17 vs. NE	7	10	5	15	7	10
Week 18 at MIA	7	8	4	15	7	9

PENALTY BREAKDOWN

UNIT	BILLS	OPPONENT
Total Penalties	106	99
Offensive	51	54
Defensive	44	29
Special Teams	11	16

REPLAY CHALLENGES

	Challenges	Overtured
BILLS	3	1
OPPONENTS	1	0

FUMBLES/LOST

J. Allen 7/4, J. Cook 4/2, S. Diggs 2/1, D. Harty 2/1, G. Davis 1/1, D. Kincaid 1/1, L. Murray 1/0, K. Shakir 1/0

LONGEST DRIVES

	BILLS	OPPONENTS
MOST PLAYS	17 10/15 vs. NYG Touchdown	17 10/26 vs. TB Touchdown
MOST YARDS	95 9/17 vs. LV Touchdown	93 10/8 vs. JAX Touchdown
MOST TIME	9:58 10/15 vs. NYG Touchdown	8:07 10/8 vs. JAX Fumble

LONGEST TOUCHDOWN DRIVES

	BILLS	OPPONENTS
MOST PLAYS	17 10/15 vs. NYG Touchdown	17 10/26 vs. TB Touchdown
MOST YARDS	95 9/17 vs. LV Touchdown	93 10/8 vs. JAX Touchdown
MOST TIME	9:58 10/15 vs. NYG Touchdown	7:21 10/26 vs. TB Touchdown

FIRST DOWNS GAINED

Player	Rush	Rec.	Total
James Cook	53	16	69
Stefon Diggs	1	58	59
Gabe Davis	0	34	34
Latavius Murray	27	7	34
Dalton Kincaid	0	29	29
Khalil Shakir	1	26	27
Dawson Knox	0	13	13
Ty Johnson	8	2	10
Damien Harris	9	0	9
Deonte Harty	0	9	9
Trent Sherfield	0	4	4
Leonard Fournette	2	0	2
Quintin Morris	0	1	1



2023 BIG PLAYS

25+ YARDS PASSING, 10+ YARDS RUSHING

BILLS					OPPONENT				
DATE	OPP.	PLAY	RUN	PASS	DATE	OPP.	PLAY	RUN	PASS
Sep. 11	at NYJ	Josh Allen run	14		Sep. 11	at NYJ	Breece Hall run	26	
		James Cook run	12				Breece Hall run	83	
		Josh Allen to Gabe Davis		26	Sep. 17	LV	Tre Tucker run	34	
		James Cook run	13		Sep. 24	at WAS	Sam Howell to Curtis Samuel		37
Sep. 17	LV	Damien Harris run	11				Sam Howell run	18	
		Josh Allen to James Cook		26			Brian Robinson Jr. run	10	
		James Cook run	16				Brian Robinson Jr. run	23	
		James Cook run	14				Antonio Gibson run	13	
		Josh Allen to Gabe Davis		40			Brian Robinson Jr. run	13	
		James Cook run	36		Oct. 1	MIA	De'Von Achane run	10t	
Sep. 24	at WAS	Josh Allen run	13				De'Von Achane run	15	
		Josh Allen Stefon Diggs		30			Tyreek Hill run	14	
		Josh Allen to Gabe Davis		35t			De'Von Achane run	55	
		Josh Allen run	23				Braxton Berrios run	11	
		Josh Allen to Stefon Diggs		30	Oct. 8	JAX	Trevor Lawrence to Christian Kirk		30
		James Cook run	10				Trevor Lawrence run	11	
		Josh Allen run	10t				Travis Etienne Jr. run	31	
		James Cook run	10				Travis Etienne Jr. run	10	
		James Cook run	34				Travis Etienne Jr. run	11	
Oct. 1	MIA	Latavius Murray run	29				Trevor Lawrence to Calvin Ridley		32
		Josh Allen to Stefon Diggs		55t			Travis Etienne Jr. run	35t	
		Josh Allen to James Cook	48		Oct. 15	NYG	Tyrod Taylor to Darius Slayton	27	
		Josh Allen to Gabe Davis	34				Tyrod Taylor to Darius Slayton	31	
		Josh Allen run	11t				Saquon Barkley run	19	
Oct. 8	JAX	Josh Allen to Stefon Diggs		48			Saquon Barkley run	34	
		Josh Allen to Deonte Harty	43		Oct. 22	at NE	Rhamondre Stevenson run	14	
		Josh Allen to Gabe Davis	29				Mac Jones to Pharaoh Brown	25	
Oct. 15	NYG	Josh Allen to Stefon Diggs		28			Mac Jones to Kendrick Bourne	33	
		Latavius Murray run	10				Demario Douglas run	20	
		James Cook run	14				Mac Jones to Pharaoh Brown	26	
		James Cook run	14				Ezekiel Elliott run	10	
		James Cook run	10				Mac Jones to Rhamondre Stevenson	34	
		Latavius Murray run	12		Oct. 26	TB	Chris Godwin run	14	
Oct. 22	at NE	Josh Allen to James Cook		28			Baker Mayfield to Chris Godwin	31	
		James Cook run	20				Rachaad White run	15	
		Josh Allen to Stefon Diggs		25t			Baker Mayfield run	11	
Oct. 26	TB	Josh Allen to Khalil Shakir		30	Nov. 5	at CIN	Joe Mixon run	12	
		Josh Allen run	13t				Joe Burrow to Ja'Marr Chase	32	
		James Cook run	18				Joe Burrow to Tyler Boyd	32	
Nov. 5	at CIN	Josh Allen to Stefon Diggs		34					
		Josh Allen run	10						
		Josh Allen run	11						



2023 BIG PLAYS

25+ YARDS PASSING, 10+ YARDS RUSHING

BILLS					OPPONENT				
DATE	OPP.	PLAY	RUN	PASS	DATE	OPP.	PLAY	RUN	PASS
Nov. 13	DEN	Lataavius Murray run	21		Nov. 13	DEN	Russell Wilson run	10	
		James Cook run	13				Russell Wilson to Courtland Sutton		30
		Lataavius Murray run	14				Russell Wilson run	10	
		James Cook run	11				Javonte Williams run	11	
		Josh Allen to Gabe Davis		38	Nov. 19	NYJ	Dalvin Cook run	10	
		James Cook run	42				Breece Hall run	14	
		James Cook run	13				Israel Abanikanda run	11	
Nov. 19	NYJ	Josh Allen to Khalil Shakir		27	Nov. 26	at PHI	Jalen Hurts run	16	
		James Cook run	11				Kenneth Gainwell run	23	
		James Cook run	12				Boston Scott run	10	
		Josh Allen to Ty Johnson		26†			D'Andre Swift run	36	
		Josh Allen to Khalil Shakir		81†			Jalen Hurts to DeVonta Smith		33
		Ty Johnson run	13				Jalen Hurts run	12	
Nov. 26	at PHI	Josh Allen run	11				Jalen Hurts to Olamide Zaccheaus		29†
		Josh Allen to Khalil Shakir		31			D'Andre Swift run	16	
		Josh Allen to James Cook		29			Jalen Hurts run	12†	
		Josh Allen to Gabe Davis		25	Dec. 10	at KC	Kadarius Toney run	14	
		Josh Allen run	19		Dec. 17	DAL	Dak Prescott run	13	
		Josh Allen run	16†				Tony Pollard run	11	
		James Cook run	11		Dec. 23	at LAC	Austin Ekeler run	10	
		James Cook run	11				Easton Stick run	21	
		Lataavius Murray run	13		Dec. 31	NE	Kevin Harris run	15	
		Josh Allen run	15				Bailey Zappe to Kevin Harris		48
Dec. 10	at KC	Josh Allen to James Cook		25†			Bailey Zappe run	17†	
		James Cook run	12				Bailey Zappe run	18	
		Josh Allen to James Cook		27			Bailey Zappe to Jalen Reagor		39
		James Cook run	11						
		James Cook run	15						
		Josh Allen to Deonte Harty		25					
Dec. 17	DAL	James Cook run	10						
		James Cook run	12						
		James Cook run	12						
		James Cook run	20						
		James Cook run	10						
		Ty Johnson run	11						
		James Cook run	17						
		James Cook run	24†						
Dec. 23	at LAC	James Cook run	10						
		Josh Allen to Gabe Davis		57†					
		Josh Allen to Gabe Davis		36					
Dec. 31	NE	Josh Allen run	19						
		Khalil Shakir run	11						
		Josh Allen to Dalton Kincaid		51					



2023 BIG PLAYS

25+ YARDS PASSING, 10+ YARDS RUSHING

BILLS					OPPONENT				
DATE	OPP.	PLAY	RUN	PASS	DATE	OPP.	PLAY	RUN	PASS
Jan. 7	at MIA	Josh Allen to Dalton Kincaid		29	Jan. 7	at MIA	Devon Achane run	16	
		James Cook run	14				Devon Achane run	11	
		Josh Allen to Khalil Shakir		46			Jeffery Wilson run	10	
		Josh Allen run	10				Jeffery Wilson run	13	
		Josh Allen to Stefon Diggs		36			Devon Achane run	25	
		Josh Allen run	13		Jan. 15	PIT	Mason Rudolph to Pat Friermuth		33
		Josh Allen run	13				Najee Harris run	11	
		Josh Allen to Dalton Kincaid		29			Jaylen Warren run	12	
		Josh Allen to Khalil Shakir		28			Jaylen Warren run	10	
		Josh Allen run	15				George Pickens run	15	
Jan. 15	PIT	James Cook run	12				Mason Rudolph run	10	
		Josh Allen to Dalton Kincaid		29	Jan. 21	KC	Patrick Mahomes to Rashee Rice		25
		Josh Allen run	52				Isiah Pacheco run	10	
		Josh Allen to Deonte Harty		34			Patrick Mahomes to Travis Kelce		29
		James Cook run	11				Clyde Edwards-Helaire run	28	
		Josh Allen run	13				Patrick Mahomes to Marquez Valdes-Scantling		30
		Ty Johnson run	11				Patrick Mahomes run	24	
Jan. 21	KC	Josh Allen lateral to Ty Johnson	4-12				Isiah Pacheco run	12	
		Josh Allen run	18				Patrick Mahomes to Marquez Valdes-Scantling		32
							Isiah Pacheco run	29	



2023 THIRD DOWN & RED ZONE

BILLS THIRD-AND...						
Date	Opp.	1-3	4-6	7-9	10+	TOTAL
9/11	at NYJ	2-3	1-3	2-3	0-4	5-13
9/17	vs. LVR	4-7	2-4	1-1	0-1	7-13
9/24	at Was	4-5	1-1	3-5	1-4	9-15
10/1	vs. Mia	3-3	2-3	0-0	0-4	5-10
10/8	vs. Jax	3-5	2-3	0-1	0-3	5-12
10/15	vs. NYG	5-5	1-1	0-4	0-2	6-12
10/22	at NE	1-2	2-2	1-5	1-3	5-12
10/26	vs. TB	2-4	4-6	0-1	1-2	7-13
11/5	at Cin	5-6	2-4	0-1	0-1	7-12
11/13	vs. Den	2-2	0-2	0-2	1-2	3-8
11/19	vs. NYJ	3-4	2-2	0-2	0-3	5-13
11/26	at Phi	1-3	6-7	4-5	2-7	13-22
12/10	at KC	3-4	2-4	1-3	0-4	6-15
12/17	vs. Dal	4-6	0-1	1-2	0-0	5-9
12/23	at LAC	2-2	2-3	1-2	0-3	5-10
12/31	vs. NE	5-6	0-5	2-2	1-2	7-15
1/7	at Mia	6-7	1-4	0-0	2-4	9-15
	TOTALS	55-75	30-55	16-41	9-49	109-219
	PCT.	73.3%	54.5%	39%	18.4%	49.8%

OPPONENTS THIRD-AND...						
Date	Opp.	1-3	4-6	7-9	10+	TOTAL
9/11	at NYJ	1-3	2-3	0-1	2-6	5-13
9/17	vs. LVR	2-4	0-1	0-0	1-2	3-7
9/24	at Was	0-2	1-2	0-1	0-4	1-9
10/1	vs. Mia	1-3	1-3	1-2	0-2	3-10
10/8	vs. Jax	2-4	6-7	1-3	1-4	10-18
10/15	vs. NYG	4-6	3-5	3-4	0-4	10-19
10/22	at NE	3-4	0-1	1-2	0-2	4-9
10/26	vs. TB	1-1	3-5	0-6	0-3	4-15
11/5	at Cin	5-6	1-2	1-2	1-5	8-15
11/13	vs. Den	2-2	4-7	1-2	1-8	8-19
11/19	vs. NYJ	0-2	0-4	0-1	0-4	0-11
11/26	at Phi	2-2	1-3	0-1	1-5	4-11
12/10	at KC	4-4	1-1	0-3	1-4	6-12
12/17	vs. Dal	2-4	3-6	0-1	0-2	5-13
12/23	at LAC	2-3	0-1	2-6	0-3	4-14
12/31	vs. NE	2-2	1-3	1-2	0-3	4-10
1/7	at Mia	2-3	1-1	0-4	1-2	4-10
	TOTALS	34-55	28-55	11-41	9-63	83-215
	PCT.	61.8%	50.9%	26.8%	14.3%	38.6%

BILLS RED ZONE						
Date	Opp.	ATT	TD	FG	PTS	TD%
9/11	at NYJ	2	1	1	10	50%
9/17	vs. LVR	7	5	1	38	71.4%
9/24	at Was	4	2	2	20	50%
10/1	vs. Mia	6	5	1	35	83.3%
10/8	vs. Jax	3	3	0	20	100%
10/15	vs. NYG	2	2	0	14	100%
10/22	at NE	4	2	1	18	50%
10/26	vs. TB	4	2	1	17	50%
11/5	at Cin	3	2	1	18	66.7%
11/13	vs. Den	2	2	0	14	100%
11/19	vs. NYJ	4	1	3	16	25%
11/26	at Phi	5	4	0	28	80%
12/10	at KC	2	1	1	10	50%
12/17	vs. Dal	4	3	1	24	75%
12/23	at LAC	3	2	1	17	66.7%
12/31	vs. NE	5	2	2	20	40%
1/7	at Mia	5	2	0	14	40%
	TOTALS	65	41	16	333	63%

OPPONENTS RED ZONE						
Date	Opp.	ATT	TD	FG	PTS	TD%
9/11	at NYJ	3	1	2	13	33.3%
9/17	vs. LVR	2	1	0	7	50%
9/24	at Was	2	0	0	0	0%
10/1	vs. Mia	4	3	0	20	75%
10/8	vs. Jax	4	2	1	18	50%
10/15	vs. NYG	5	0	3	9	0%
10/22	at NE	5	3	2	26	40%
10/26	vs. TB	1	1	0	7	100%
11/5	at Cin	3	2	1	17	66.7%
11/13	vs. Den	3	2	1	15	66.7%
11/19	vs. NYJ	1	1	0	6	100%
11/26	at Phi	4	4	0	28	100%
12/10	at KC	3	2	1	17	66.7%
12/17	vs. Dal	2	1	1	10	50%
12/23	at LAC	3	1	2	13	33.3%
12/31	vs. NE	2	2	0	14	100%
1/7	at Mia	1	1	0	7	100%
	TOTALS	48	27	14	227	56.3%



2023 PLAYOFF THIRD DOWN & RED ZONE

BILLS THIRD-AND...

Date	Opp.	1-3	4-6	7-9	10+	TOTAL
1/15	vs. PIT	2-4	1-1	2-4	0-3	5-12
1/21	vs. KC	3-3	3-4	0-3	1-4	7-14
AFCCG						
SB LVII						
	TOTALS	5-7	4-5	2-7	1-7	12-26
	PCT.	71.4%	80%	28.6%	14.3%	46.2%

BILLS RED ZONE

Date	Opp.	ATT	TD	FG	PTS	TD%
1/14	vs. PIT	3	2	0	14	66.7%
1/21	vs. KC	4	3	1	24	75%
AFCCG						
SB LVII						
	TOTALS	7	5	1	38	71.4%

OPPONENTS THIRD-AND...

Date	Opp.	1-3	4-6	7-9	10+	TOTAL
1/15	vs. PIT	0-1	0-1	2-6	3-3	5-11
1/21	vs. KC	0-0	1-2	0-0	0-3	1-5
AFCCG						
SB LVII						
	TOTALS	0-1	1-3	2-6	3-6	6-16
	PCT.	0%	33.3%	33.3%	50%	37.5%

OPPONENTS RED ZONE

Date	Opp.	ATT	TD	FG	PTS	TD%
1/14	vs. PIT	3	1	0	7	33.3%
1/21	vs. KC	4	2	1	17	50%
AFCCG						
SB LVII						
	TOTALS	7	3	1	24	42.9%



2023 TURNOVER BREAKDOWN

BILLS TAKEAWAYS

DATE	OPP.	TURNOVER	YARD LINE	QTR	RESULT
Sep. 11	at NYJ	Matt Milano INT (Zach Wilson)	50	2nd	FG
Sep. 17	LV	Terrel Bernard INT (Jimmy Garoppolo)	LV 28	1st	TD
		Matt Milano INT (Jimmy Garoppolo)	LV 48	3rd	FG
		Taylor Rapp fumble recovery (Zamir White)	BUF 15	4th	GAME
Sep. 24	at WAS	Terrel Bernard INT (Sam Howell)	BUF 16	1st	PUNT
		Micah Hyde INT (Sam Howell)	WAS 33	2nd	FG
		Tre'Davious White INT (Sam Howell)	BUF 1	3rd	INT
		Terrel Bernard fumble recovery (Antonio Gibson)	WAS 31	4th	TD
		A.J. Epenesa INT (Sam Howell)	WAS 32	4th	TD (6)
Oct. 1	MIA	Terrel Bernard fumble recovery (Raheem Mostert)	MIA 34	2nd	FG
		Micah Hyde INT (Tua Tagovailoa)	MIA 45	3rd	TD
Oct. 8	JAX	A.J. Epenesa fumble recovery (Trevor Lawrence)	BUF 23	2nd	HALF
		Tyrel Dodson fumble recovery (Trevor Lawrence)	BUF 32	4th	INT
Oct. 22	at NE	Terrel Bernard fumble recovery (Kendrick Bourne)	NE 29	4th	TD
Nov. 13	DEN	Rasul Douglas fumble recovery (Courtland Sutton)	BUF 46	3rd	TD
Nov. 19	NYJ	Quintin Morris fumble recovery (Xavier Gipson)	NYJ 21	1st	FG
		Rasul Douglas INT (Zach Wilson)	NYJ 23	2nd	TD
		Rasul Douglas fumble recovery (Garrett Wilson)	BUF 39	4th	PUNT
		Rasul Douglas INT (Tim Boyle)	BUF 43	4th	GAME
Nov. 26	at PHI	Terrel Bernard INT (Jalen Hurts)	PHI 36	2nd	TD
		Gregory Rousseau fumble recovery (Jalen Hurts)	PHI 29	2nd	TD
Dec. 10	at KC	A.J. Epenesa INT (Patrick Mahomes)	BUF 41	1st	PUNT
		Taron Johnson fumble recovery (Rashee Rice)	KC 48	3rd	PUNT
Dec. 17	DAL	Christian Benford INT (Dak Prescott)	BUF 48	4th	PUNT
Dec. 31	NE	Ed Oliver INT (Bailey Zappe)	NE 21	1st	FG
		Rasul Douglas INT (Bailey Zappe)	NE 14	1st	TD
		Christian Benford fumble recovery (Pharaoh Brown)	NE 30	1st	FG
		Rasul Douglas INT (Bailey Zappe)	NE 40	2nd	TD
Jan. 7	at MIA	Christian Benford INT (Tua Tagovailoa)	BUF 16	1st	INT
		Taylor Rapp INT (Tua Tagovailoa)	BUF 22	4th	GAME

TOTALS: 30 takeaways for 99 points

PLAYOFFS

DATE	OPP.	TURNOVER	YARD LINE	QTR	RESULT
Jan. 15	PIT	Terrel Bernard fumble recovery (George Pickens)	PIT 29	1st	TD
		Kaiir Elam INT (Mason Rudolph)	BUF 20	2nd	TD
Jan. 21	KC	Mecole Hardman fumble (touchback)	BUF 1	4th	PUNT

TOTALS: 3 takeaways for 14 points



2023 TURNOVER BREAKDOWN

BILLS GIVEAWAYS

DATE	OPP.	TURNOVER	YARD LINE	QTR	RESULT
Sep. 11	at NYJ	Jordan Whitehead INT (Josh Allen)	NYJ 4	2nd	FG
		Jordan Whitehead INT (Josh Allen)	NYJ 20	3rd	PUNT
		Jordan Whitehead INT (Josh Allen)	NYJ 43	4th	TD
		Josh Allen fumble	BUF 27	4th	FG
Sep. 24	at WAS	Kendall Fuller INT (Josh Allen)	WAS 19	3rd	PUNT
Oct. 8	JAX	Darius Williams INT (Josh Allen)	JAX 7	4th	TD
		Stefon Diggs fumble	BUF 18	4th	GAME
Oct. 15	NYG	Gabe Davis fumble	NYG 44	1st	FG
		Micah McFadden INT (Josh Allen)	NYG 41	2nd	HALF
Oct. 22	at NE	Jabrill Peppers INT (Josh Allen)	BUF 45	1st	TD
		Josh Allen fumble	BUF 29	4th	GAME
Oct. 26	TB	William Gholston INT (Josh Allen)	BUF 23	2nd	TD
Nov. 5	at CIN	Cam Taylor-Britt INT (Josh Allen)	BUF 32	2nd	PUNT
		Dalton Kincaid fumble	CIN 13	4th	FG
Nov. 13	DEN	James Cook fumble	BUF 28	1st	FG
		Justin Simmons INT (Josh Allen)	BUF 25	1st	PUNT
		Fabian Moreau INT (Josh Allen)	BUF 31	2nd	FG
		Josh Allen fumble	BUF 48	3rd	PUNT
Nov. 19	NYJ	Ashtyn Davis INT (Josh Allen)	BUF 33	2nd	HALF
Nov. 26	at PHI	James Bradberry INT (Josh Allen)	BUF 24	4th	TD
Dec. 10	at KC	Chamarri Conner INT (Josh Allen)	KC 48	3rd	TD
Dec. 23	at LAC	Deonte Harty fumble	BUF 27	1st	TD
		Alohi Gilman INT (Josh Allen)	LAC 42	3rd	FG
		James Cook fumble	BUF 30	4th	FG
Dec. 31	NE	Alex Austin INT (Josh Allen)	NE 11	2nd	MISS FG
Jan. 7	at MIA	Eli Apple INT (Josh Allen)	MIA 3	1st	PUNT
		DeShon Elliot INT (Josh Allen)	MIA 20	1st	TD
		Josh Allen fumble	MIA 27	3rd	PUNT

TOTALS: 28 giveaways for 80 points



THE LAST TIME....

BY BILLS	GMS SINCE	DATE/OPPONENT
Last Safety:	22	11/24/2022 at DET (Jared Goff sacked by Ed Oliver)
Last Own FG Blocked:	5	11/26/2023 at PHI (Tyler Bass; 34 yds)
Last Missed PAT:	6	11/19/2023 vs. NYJ (Tyler Bass)
Last Own PAT Blocked:	75	10/27/2019 vs. PHI
Last 2-pt Conversion:	8	11/05/2023 at CIN (Josh Allen to Stefon Diggs)
Last Opening-Drive TD:	3	12/17/2023 vs. DAL
Last Turnover on Red-Zone Drive:	0	01/07/2024 at MIA (Josh Allen fumble)
Last Shutout of Opp:	46	10/3/2021 vs. HOU (W, 40-0)
Last Shutout of Opp in 1st Half:	14	09/24/2023 at WAS (W, 37-3)
Last 40+ Point Game:	13	10/01/2023 vs. MIA (W, 48-20)
Last 50+ Point Game:	48	01/2/2021 vs. MIA (W, 56-26)
Last 300+ Yd Passer:	0	01/07/2024 at MIA (Josh Allen; 359)
Last 100+ Yd Rusher:	3	12/17/2023 vs. DAL (James Cook; 179)
Last 100+ Yd Receiver:	0	01/07/2024 at MIA (Khalil Shakir; 105)
Last Rush of 50+ Yds:	52	12/19/2020 at DEN (Devin Singletary; 51 TD)
Last Completion of 50+ yds:	1	12/31/2023 vs. NE (Josh Allen to Dalton Kincaid; 51 yds)
Last TD Pass of 40+ yds:	2	12/23/2023 at LAC (Josh Allen to Gabe Davis; 57 TD)
Last TD Rush of 20+ yds:	3	12/17/2023 vs. DAL (James Cook; 24 TD)
Last Fumble Return for TD:	52	12/19/2020 at DEN (Jerry Hughes; 21 FR)
Last Blocked FG Return TD:	541	09/30/1990 vs. DEN (Cornelius Bennett; 80 yds)
Last Blocked Punt Return TD:	152	11/24/2014 vs. NYJ (Manny Lawson; 0 yds)
Last Interception Return TD:	1	12/23/2023 vs. NE (Rasul Douglas; 40 yd. TD)
Last Kickoff Return TD:	17	01/08/2022 vs. NE (Nyheim Hines; 96 yds & 101 yds)
Last Punt Return TD:	0	01/07/2024 at MIA (Deonte Harty; 96 yds)
Last Successful Onside Kick:	105	11/02/2017 at NYJ (8 attempts since)
Last 2 Interception+ Game:	1	12/31/2023 vs. NE (Rasul Douglas; 2)
Last Punt Blocked:	33	01/09/2022 vs. NYJ (Cam Lewis)
Last 3+ Rushing TD Performance:	124	10/16/2016 vs. SF (LeSean McCoy; 3)
Last 3+ Receiving TD Performance:	13	10/01/2023 vs. MIA (Stefon Diggs; 3)
Last 4+ TD Passing Performance:	13	10/01/2023 vs. MIA (Josh Allen; 4)
Last 3+ Sack Performance:	77	10/06/2019 at TEN (Jordan Phillips; 3.0)



THE LAST TIME....

BY OPPONENT	GMS SINCE	DATE/OPPONENT
Last Safety:	20	12/11/2022 vs. NYJ (Blocked punt)
Last Own FG Blocked:	9	10/26/2023 vs. TB (Chase McLaughlin; 50 yards)
Last Missed PAT:	7	11/13/2023 vs. DEN (Will Lutz)
Last Own PAT Blocked:	180	12/16/2012 vs. SEA
Last 2-pt Conversion:	9	10/26/2023 vs. TB (Mayfield to Otton pass)
Last Opening-Drive TD:	8	11/05/2023 at CIN
Last Turnover on Red-Zone Drive:	12	10/08/2023 vs. JAX (T. Lawrence fumble)
Last Shutout of Opp:	94	09/30/2018 at GB (0-22)
Last Shutout of Opp in 1st Half:	11	10/15/2023 vs. NYG (6-0)
Last 40+ Point Game:	40	11/21/2021 vs. IND (L, 15-41)
Last 50+ Point Game:	104	11/19/2017 at LAC (L, 24-54)
Last 300+ Yd Passer:	8	11/05/2023 at CIN (Joe Burrow; 348)
Last 100+ Yd Rusher:	12	10/08/2023 vs. JAX (Travis Etienne; 136)
Last 100+ Yd Receiver:	5	11/26/2023 at PHI (DeVonta Smith; 106)
Last Rush of 50+ Yds:	13	10/01/2023 vs. MIA (De'Von Achane; 55)
Last Completion of 50+ yds:	19	12/17/2022 vs. MIA (Tagovailoa to Waddle; 67 TD)
Last TD Pass of 40+ yds:	19	12/17/2022 vs. MIA (Tagovailoa to Waddle; 67 TD)
Last TD Rush of 20+ yds:	0	01/07/2024 at MIA (De'Von Achane; 25 yds)
Last Fumble Return for TD:	24	11/13/2022 vs. MIN (Eric Kendricks; 0 yds)
Last Blocked FG Return TD:	834	11/08/1970 vs. CIN (Lemar Parrish; 83 yds)
Last Blocked Punt Return TD:	49	09/12/2021 vs. PIT (U. Gilbert; 9 yds)
Last Interception Return TD:	81	09/08/2019 at NYJ (C.J. Mosley; 17 yds)
Last Kickoff Return TD:	1	12/31/2023 vs. NE (Jalen Reagor; 98 yds)
Last Punt Return TD:	16	09/11/2023 at NYJ (Xavier Gipson; 65 yds)
Last Successful Onside Kick:	72	11/17/2019 at MIA (4 att. since)
Last 2 Interception+ Game:	16	09/11/2023 at NYJ (Jordan Whitehead; 3)
Last Punt Blocked:	20	12/11/2022 vs. NYJ (Jermaine Johnson)
Last 3+ Rushing TD Performance:	35	12/26/2021 at NE (Damien Harris; 3)
Last 3+ Receiving TD Performance:	268	09/23/2001 at IND (Marvin Harrison; 3)
Last 4+ TD Passing Performance:	91	10/21/2018 at IND (Andrew Luck; 4)
Last 3+ Sack Performance:	55	11/29/2020 vs. LAC (Joey Bosa; 3.0)



JETS 22, BILLS 16 (OT)

MONDAY, SEPTEMBER 11, 2023 - METLIFE STADIUM



Stefon Diggs

TEAM STATISTICS

	BUF	NYJ
Total Net Yards	314	289
Turnovers (points after)	4 (13)	1 (3)
First Down Efficiency (yds/play)	29/90 (3.1)	23/153 (6.7)
3rd Down Efficiency	5/13 (38%)	5/13 (38%)
Red Zone Efficiency	1/2 (50%)	1/3 (33%)
Avg. Drive Start	25.64	27.27
Penalties/Yards	5/40	2/10
Rushing	22/97	28/172
Passing	41/29/217	22/14/117
Time of Possession	33:08	27:50

JETS STATISTICS

RUSHING

B.Hall 10-127, D.Cook 13-33, Z.Wilson 4-6, M.Carter 1-6

RECEIVING

G.Wilson 5-34-1TD, D.Cook 3-26, A.Lazard 2-46, M.Carter 2-12, B.Hall 1-20, T.Conklin 1-2

PASSING

A.Rodgers 0-1, 0 yards, 0 TD, 0 INT, 39.6 QBR
Z.Wilson 14-21, 140 yards, 1 TD, 1 INT, 81.4 QBR

DEFENSE

Sacks: Q.Jefferson 2, J.Johnson 1, J.Franklin-Myers 1, A.Woods 1
Interceptions: J.Whitehead 3

FIELD GOALS

G.Zuerlein (26) (43) (30)

SCORING RECAP

	1st	2nd	3rd	4th	OT	Pts
Buffalo	3	10	0	3	0	16
NY Jets	0	3	3	10	6	22

- BUF - T.Bass 40 yd. Field Goal (11-55, 6:19)
- NYJ - G.Zuerlein 26 yd. Field Goal (5-88, 2:27)
- BUF - S.Diggs 5 yd. pass from J.Allen (T.Bass kick) (11-75, 5:52)
- BUF - T.Bass 34 yd. Field Goal (9-34, 2:51)
- NYJ - G.Zuerlein 43 yd. Field Goal (12-50, 6:01)
- NYJ - G.Wilson 3 yd. pass from Z.Wilson (G.Zuerlein kick) (8-57, 4:48)
- NYJ - G.Zuerlein 30 yd. Field Goal (8-15, 3:03)
- BUF - T.Bass 50 yd. Field Goal (9-43, 1:46)
- NYJ - X.Gipson 65 yd. punt return

NOTES

- The Bills opened a season on Monday Night Football for the first time since September 14, 2009.
- Stefon Diggs notched his 17th 100-plus yard receiving game for the Bills and moved him into 3rd place on the club's all-time list behind Andre Reed (36) and Eric Moulds (26).
- Bills defensive end Leonard Floyd notched 1.5 sacks in his Bills debut.
- Buffalo started two rookies on offense in TE Dalton Kincaid and RG O'Cyrus Torrence.

BILLS STATISTICS

RUSHING

J.Cook 12-46, J.Allen 6-36, L.Murray 2-8, D.Harty 1-4, D.Harris 1-3

RECEIVING

S.Diggs 10-102-1TD, D.Kincaid 4-26, J.Cook 4-17, D.Knox 3-25, D.Harty 3-9, G.Davis 2-32, D.Harris 2-16, L.Murray 1-9

PASSING

J.Allen 29-41, 236 yards, 1 TD, 3 INT, 62.7 QBR

DEFENSE

Sacks: L.Floyd 1.5, J.Phillips 1, E.Oliver 0.5
Interceptions: M.Milano 1

FIELD GOALS

T.Bass (40) (34) (50)

Referee: Carl Cheffers

Weather: 72 degrees, overcast, winds N 3 mph

ESPN: Joe Buck, Troy Aikman, Lisa Salters

Kickoff: 8:17 pm Length of game: 2:58



BILLS 38, RAIDERS 10

SUNDAY, SEPTEMBER 17, 2023 - HIGHMARK STADIUM



Matt Milano

TEAM STATISTICS

	BUF	LV
Total Net Yards	450	240
Turnovers (points after)	0 (0)	3 (10)
First Down Efficiency (yds/play)	31/146 (4.7)	20/128 (6.4)
3rd Down Efficiency	7/13 (54%)	3/7 (43%)
Red Zone Efficiency	5/7 (71%)	1/2 (50%)
Avg. Drive Start	33.78	22.11
Penalties/Yards	4/30	2/30
Rushing	35/183	15/55
Passing	37/31/267	24/16/185
Time of Possession	40:04	19:56

RAIDERS STATISTICS

RUSHING

T.Tucker 1-34, Z.White 4-22, J.Garoppolo 1-1, J.Jacobs 9(-2)

RECEIVING

D.Adams 6-84-1TD, J.Jacobs 5-51, A.Hooper 2-20, H.Renfrow 1-23, A.Abdullah 1-5, M.Mayer 1-2

PASSING

J.Garoppolo 16-24, 185 yards, 1 TD, 2 INT, 68.9 QBR

DEFENSE

Sacks: R.Spillane 1, D.Deablo 1
Interceptions: none

FIELD GOALS

D.Carlson (47)

SCORING RECAP

	1st	2nd	3rd	4th	Pts
Buffalo	7	14	7	10	38
Las Vegas	7	3	0	0	10

- LV - D.Adams 16 yd. pass from J.Garoppolo (D.Carlson kick) (5-75, 2:44)
- BUF - L.Murray 4 yd. run (T.Bass kick) (7-28, 3:58)
- BUF - D.Knox 2 yd. pass from J.Allen (T.Bass kick) (11-84, 6:06)
- LV - D.Carlson 47 yd. Field Goal (10-46, 5:22)
- BUF - K.Shakir 11 yd. pass from J.Allen (T.Bass kick) (8-57, 1:29)
- BUF - G.Davis 2 yd. pass from J.Allen (T.Bass kick) (15-75, 9:01)
- LV - D.Bass 29 yd. Field Goal (9-37, 3:53)
- BUF - D.Harris 1 yd. run (T.Bass kick) (11-95, 7:32)

NOTES

- Bills QB Josh Allen earned AFC offensive player of the week honors and completed his first 13 pass attempts, setting a personal career-high to start a game.
- Buffalo RB James Cook posted a career-high 123 yards rushing, the most by a Bill since Josh Allen posted 135 at Miami in 2018.
- The Bills defense held 2022 rushing leader Josh Jacobs to minus-2 yards rushing on 9 attempts.
- Buffalo's 9:01 TD drive to start the 2nd half was their longest TD drive since 2016 at Seattle (10:00).

BILLS STATISTICS

RUSHING

J.Cook 17-123, D.Harris 7-33-1TD, L.Murray 6-22-1TD, J.Allen 3-7, K.Allen 2(-2)

RECEIVING

S.Diggs 7-66, G.Davis 6-92-1TD, D.Kincaid 5-43, J.Cook 4-36, D.Knox 3-10-1TD, L.Murray 2-9, D.Harty 2-4, K.Shakir 1-11-1TD, R.Gilliam 1-3

PASSING

J.Allen 31-37, 274 yards, 3 TD, 0 INT, 124.5 QBR

DEFENSE

Sacks: none
Interceptions: M.Milano 1, T.Bernard 1

FIELD GOALS

T.Bass (29)

Referee: Craig Wrolstad

Weather: 70 degrees, partly cloudy, winds S 4 mph

CBS: Kevin Harlan, Trent Green, Melanie Collins

Kickoff: 1:02 pm Length of game: 2:49



BILLS 37, COMMANDERS 3

SUNDAY, SEPTEMBER 24, 2023 - FEDEX FIELD



Terrel Bernard

SCORING RECAP

	1st	2nd	3rd	4th	Pts
Buffalo	10	6	0	21	37
Washington	0	0	0	3	3

- BUF - T.Bass 36 yd. Field Goal (11-57, 5:31)
- BUF - G.Davis 35 yd. pass from J.Allen (T.Bass kick) (1-35, 0:06)
- BUF - T.Bass 54 yd. Field Goal (15-62, 9:47)
- BUF - T.Bass 32 yd. Field Goal (6-19, 0:56)
- BUF - J.Allen 10 yd. run (T.Bass kick) (6-31, 3:28)
- BUF - A.Epenesa 32 yd. interception return (T.Bass kick)
- BUF - L.Murray 2 yd. run (T.Bass kick) (9-64, 5:57)
- WASH - J.Slye 51 yd. Field Goal (8-42, 1:29)

TEAM STATISTICS

	BUF	WASH
Total Net Yards	386	230
Turnovers (points after)	1 (0)	5 (17)
First Down Efficiency (yds/play)	27/139 (5.1)	24/156 (6.5)
3rd Down Efficiency	9/15 (60%)	1/9 (11%)
Red Zone Efficiency	2/4 (50%)	0/2 (0%)
Avg. Drive Start	33.7	24.55
Penalties/Yards	6/45	2/15
Rushing	33/168	13/105
Passing	32/20/218	29/19/125
Time of Possession	34:39	25:21

NOTES

- Bills LB Terrel Bernard became the first Bill ever and the first NFL player since Brian Urlacher (12/17/07 at Min.) to record 2 sacks, 1 INT, and 1 fumble recovery. He earned AFC defensive player of the week honors.
- Buffalo DE A.J. Epenesa recorded the first pick six of his football career and his first TD since 11/17/18 vs. Illinois while playing at Iowa (fumble recovery).
- The Bills pressured Sam Howell on 27 of 39 dropbacks (69.2%), the 2nd-highest rate in the Next Gen Stats era.
- The 37-3 win marked the team's largest margin of victory vs. WAS in series history, surpassing a 38-13 win in 1996.
- Sean McDermott coached his 100th game as a Bill.

COMMANDERS STATISTICS

RUSHING

B.Robinson 10-70, S.Howell 1-18, A.Gibson 2-17

RECEIVING

T.McLaurin 6-41, C.Turner 4-35, A.Gibson 3-7, C.Samuel 2-54, J.Dotson 2-21, J.Bates 2-12

PASSING

S.Howell 19-29, 170 yards, 0 TD, 4 INT, 41.5 QBR

DEFENSE

Sacks: none
Interceptions: K.Fuller 1

FIELD GOALS

J.Slye (51)

BILLS STATISTICS

RUSHING

J.Cook 15-98, J.Allen 3-46-1TD, D.Harris 5-15, L.Murray 5-15-1TD, D.Harty 2-(-2), K.Allen 2-(-2), G.Davis 1-(-2)

RECEIVING

S.Diggs 8-111, T.Sherfield 2-18, D.Harty 2-15, J.Cook 2-14, D.Kincaid 2-3, G.Davis 1-35-1TD, D.Knox 1-11, L.Murray 1-6, K.Shakir 1-5

PASSING

J.Allen 20-32, 218 yards, 1 TD, 1 INT, 79.9 QBR

DEFENSE

Sacks: T.Bernard 2, L.Floyd 2, D.Jones 1.5, E.Oliver 1.5, G.Rousseau 1, A.Epenesa 1
Interceptions: A.Epenesa 1, T.White 1, M.Hyde 1, T.Bernard 1

FIELD GOALS

T.Bass (36) (54) (32)

Referee: Land Clark

Weather: 65 degrees, rain, winds SSE 1 mph

CBS: Andrew Catalon, Tiki Barber, Matt Ryan, A.J. Ross

Kickoff: 1:02 pm Length of game: 2:54



BILLS 48, DOLPHINS 20

SUNDAY, OCTOBER 1, 2023 - HIGHMARK STADIUM



Josh Allen

TEAM STATISTICS

	BUF	MIA
Total Net Yards	414	393
Turnovers (points after)	0 (0)	2 (10)
First Down Efficiency (yds/play)	28/222 (7.9)	28/244 (8.7)
3rd Down Efficiency	5/10 (50%)	3/10 (30%)
Red Zone Efficiency	5/6 (83%)	3/4 (75%)
Avg. Drive Start	34.92	22.82
Penalties/Yards	4/20	8/98
Rushing	29/104	19/142
Passing	25/21/310	35/25/251
Time of Possession	30:22	29:38

DOLPHINS STATISTICS

RUSHING

D.Achane 8-101-2TD, T.Hill 1-14, B.Berrios 1-11, R.Mostert 7-9, T.Tagovailoa 2-7

RECEIVING

B.Berrios 6-43-1TD, J.Waddle 4-46, D.Smythe 4-41, T.Hill 3-58, R.Mostert 3-36, D.Achane 3-19, A.Ingold 1-23, C.Wilson 1-16

PASSING

T.Tagovailoa 25-35, 282 yards, 1 TD, 1 INT, 92.8 QBR

DEFENSE

Sacks: A.Van Ginkel 2
Interceptions: none

FIELD GOALS

none

SCORING RECAP

	1st	2nd	3rd	4th	Pts
Buffalo	14	17	10	7	48
Miami	7	7	6	0	20

- BUF - G.Davis 18 yd. pass from J.Allen (T.Bass kick) (8-75, 4:19)
- MIA - D.Achane 3 yd. run (J.Sanders kick) (7-77, 4:11)
- BUF - J.Cook 1 yd. run (T.Bass kick) (10-80, 5:20)
- MIA - D.Achane 10 yd. run (J.Sanders kick) (7-70, 3:23)
- BUF - S.Diggs 11 yd. pass from J.Allen (T.Bass kick) (5-79, 2:45)
- BUF - S.Diggs 55 yd. pass from J.Allen (T.Bass kick) (2-59, 0:53)
- BUF - T.Bass 53 yd. Field Goal (4--4, 0:35)
- MIA - B.Berrios 11 yd. pass from T.Tagovailoa (pass failed) (11-75, 5:30)
- BUF - T.Bass 33 yd. Field Goal (7-60, 4:09)
- BUF - S.Diggs 13 yd. pass from J.Allen (T.Bass kick) (4-25, 2:03)
- BUF - J.Allen 11 yd. run (T.Bass kick) (2-45, 0:44)

NOTES

- Bills QB Josh Allen tallied a perfect passer rating (158.3) for the first time in his career. He also set a franchise record for completion percentage (84.0) and became the second player in NFL history with 300+ passing yards, 4+ passing TDs, 1+ rushing TD & a perfect passer rating.
- Bills WR Stefon Diggs notched 3 receiving TDs in a game for the 3rd time in Buffalo (most in franchise history).

BILLS STATISTICS

RUSHING

L.Murray 4-32, J.Cook 12-29-1TD, D.Harris 6-29, J.Allen 4-17-1TD, K.Allen 3(-3)

RECEIVING

S.Diggs 6-120-3TD, D.Kincaid 4-27, G.Davis 3-61-1TD, L.Murray 2-24, T.Sherfield 2-18, D.Harty 2-10, J.Cook 1-48, D.Knox 1-12

PASSING

J.Allen 21-25, 320 yards, 4 TD, 0 INT, 158.3 QBR

DEFENSE

Sacks: G.Rousseau 2, E.Oliver 1, D.Jones 1
Interceptions: M.Hyde 1

FIELD GOALS

T.Bass (53) (33)



JAGUARS 25, BILLS 20

SUNDAY, OCTOBER 8, 2023 - TOTTENHAM HOTSPUR STADIUM



A.J. Epenesa

TEAM STATISTICS

	BUF	JAX
Total Net Yards	388	474
Turnovers (points after)	2 (7)	2 (0)
First Down Efficiency (yds/play)	27/275(10.2)	38/248 (6.5)
3rd Down Efficiency	5/12 (42%)	10/18 (56%)
Red Zone Efficiency	3/3 (100%)	2/4 (50%)
Avg. Drive Start	19.75	26.58
Penalties/Yards	11/109	8/56
Rushing	14/29	40/196
Passing	40/27/359	37/25/278
Time of Possession	21:48	38:12

JAGUARS STATISTICS

RUSHING

T.Etienne 26-136-2TD, T.Lawrence 7-31, C.Ridley 2-14, T.Bigsby 3-8, C.Kirk 1-6, J.Agnew 1-1

RECEIVING

C.Ridley 7-122, C.Kirk 6-78, T.Etienne 4-48, E.Engram 4-28, Z.Jones 3-23-1TD, L.Farrell 1-16

PASSING

T.Lawrence 25-37, 315 yards, 1 TD, 0 INT, 102.9 QBR

DEFENSE

Sacks: none
Interceptions: D.Williams 1

FIELD GOALS

B.McManus (44)

SCORING RECAP

	1st	2nd	3rd	4th	Pts
Buffalo	0	7	0	13	20
Jacksonville	11	0	0	14	25

- JAX - Z.Jones 6 yd. pass from T.Lawrence (T.Etienne run) (9-73, 4:10)
- JAX - B.McManus 44 yd. Field Goal (9-44, 3:50)
- BUF - S.Diggs 15 yd. pass from J.Allen (T.Bass kick) (11-86, 4:30)
- JAX - T.Etienne 6 yd. run (B.McManus kick) (10-93, 5:22)
- BUF - G.Davis 19 yd. pass from J.Allen (pass failed) (9-75, 3:41)
- JAX - T.Etienne 35 yd. run (B.McManus kick) (5-75, 1:07)
- BUF - J.Allen 3 yd. run (T.Bass kick) (4-75, 0:45)

NOTES

- Bills DE A.J. Epenesa notched career highs in both sacks (2) and passes defended (3).
- Bills WR Stefon Diggs tallied his 34th receiving TD since joining the Bills, tying Bob Chandler for the fifth-most in team history.
- Diggs also surpassed Frank Lewis (4,638) for the fifth-most receiving yards in team history.
- Bills edge rusher Von Miller made his 2023 debut, playing for the first time since Thanksgiving Day of 2022.
- Bills QB Josh Allen rushed for his 41st career TD, passing Jack Kemp (40) for the 3rd most all-time by a QB in NFL history.

BILLS STATISTICS

RUSHING

J.Allen 4-14-1TD, D.Harris 3-13, L.Murray 2-6, J.Cook 5-(-4)

RECEIVING

S.Diggs 8-121-1TD, G.Davis 6-100-1TD, J.Cook 3-25, D.Knox 3-17, D.Harty 2-62, D.Kincaid 2-19, K.Shakir 1-11, T.Sherfield 1-3, L.Murray 1-1

PASSING

J.Allen 27-40, 359 yards, 2 TD, 1 INT, 102.0 QBR

DEFENSE

Sacks: A.Epenesa 2, L.Floyd 2, E.Oliver 1
Interceptions: none

FIELD GOALS

none

Referee: Shawn Smith

Weather: 75 degrees, sunny, winds WSW 7 mph

NFL Network: Rich Eisen, Kurt Warner, Jamie Erdahl

Kickoff: 9:32 am Length of game: 3:22



BILLS 14, GIANTS 9

SUNDAY, OCTOBER 15, 2023 - HIGHMARK STADIUM



Quintin Morris

TEAM STATISTICS

	BUF	NYG
Total Net Yards	297	317
Turnovers (points after)	2 (3)	0 (0)
First Down Efficiency (yds/play)	28/170 (6.1)	29/130 (4.5)
3rd Down Efficiency	6/12 (50%)	10/19 (53%)
Red Zone Efficiency	2/2 (100%)	0/5 (0%)
Avg. Drive Start	28.33	27.1
Penalties/Yards	7/51	9/65
Rushing	29/128	34/132
Passing	30/19/169	36/24/185
Time of Possession	28:36	31:24

GIANTS STATISTICS

RUSHING

S.Barkley 24-93, T.Taylor 5-24, M.Breida 4-13, E.Gray 1-2

RECEIVING

W.Robinson 8-62, D.Waller 5-43, D.Slayton 4-69, S.Barkley 4-5, J.Hyatt 3-21

PASSING

T.Taylor 24-36, 200 yards, 0 TD, 0 INT, 80.8 QBR

DEFENSE

Sacks: none
Interceptions: M.McFadden 1

FIELD GOALS

G.Gano (29) (43) (29)

SCORING RECAP

	1st	2nd	3rd	4th	Pts
Buffalo	0	0	0	14	14
NY Giants	3	3	0	3	9

- NYG - G.Gano 29 yd. Field Goal (12-45, 6:01)
- NYG - G.Gano 43 yd. Field Goal (9-34, 4:26)
- BUF - D.Harty 3 yd. pass from J.Allen (T.Bass kick) (17-89, 9:58)
- NYG - G.Gano 29 yd. Field Goal (9-79, 4:19)
- BUF - Q.Morris 15 yd. pass from J.Allen (T.Bass kick) (12-75, 6:47)

NOTES

- The Bills defeated the Giants in Buffalo for the first time since 1993.
- Bills WR Deonte Harty posted his first touchdown reception as a Bill and his first since 2021.
- The Bills won their 5th consecutive game on Sunday Night Football, the team's longest ever streak. From 1998-2000, the Bills won four straight times.
- The Bills defense held the Giants to zero TDs on 5 red zone appearances.
- Bills LB Dorian Williams made his first NFL start (10 tackles).
- Bills QB Josh Allen reached the 150 TD pass plateau in his 82nd career game - 5th fastest in NFL history behind Da Marino (62), Patrick Mahomes (63), Aaron Rodgers (76), and Andrew Luck (77).

BILLS STATISTICS

RUSHING

J.Cook 14-71, L.Murray 12-45, J.Allen 2-11, D.Harris 1-1

RECEIVING

S.Diggs 10-100, G.Davis 3-21, D.Knox 3-17, Q.Morris 1-15-1TD, K.Shakir 1-13, D.Harty 1-3-1TD

PASSING

J.Allen 19-30, 169 yards, 2 TD, 1 INT, 86.7 QBR

DEFENSE

Sacks: A.Epenesa 1, L.Floyd 1, Team 1
Interceptions: none

FIELD GOALS

T.Bass 52WR 53WR

Referee: Tra Blake

Weather: 46 degrees, cloudy, winds NW 7 mph

NBC: Mike Tirico, Cris Collinsworth, Melissa Stark

Kickoff: 8:23 pm Length of game: 3:14



PATRIOTS 29, BILLS 25

SUNDAY, OCTOBER 22, 2023 - GILLETTE STADIUM



Jordan Poyer

TEAM STATISTICS

	BUF	NE
Total Net Yards	339	364
Turnovers (points after)	2 (7)	1 (8)
First Down Efficiency (yds/play)	30/189 (6.3)	26/216 (8.3)
3rd Down Efficiency	5/12 (42%)	4/9 (44%)
Red Zone Efficiency	2/4 (50%)	3/5 (60%)
Avg. Drive Start	25.5	33.3
Penalties/Yards	9/46	8/59
Rushing	24/81	24/96
Passing	41/27/258	30/25/268
Time of Possession	32:14	27:46

PATRIOTS STATISTICS

RUSHING

R.Stevenson 9-34, E.Elliott 11-31-1TD, D.Douglas 1-20, M.Jones 3-11

RECEIVING

K.Bourne 6-63-1TD, R.Stevenson 6-51, D.Douglas 4-54, P.Brown 2-51, H.Henry 2-27, M.Gesicki 2-5-1TD, J.Reagor 1-11, D.Parker 1-8, T.Thornton 1-2

PASSING

M.Jones 25-30, 272 yards, 2 TD, 0 INT, 126.7 QBR

DEFENSE

Sacks: C.Barmore 1
Interceptions: J.Peppers 1

FIELD GOALS

C.Ryland (30) (24) (49)

SCORING RECAP

	1st	2nd	3rd	4th	Pts
Buffalo	0	3	7	15	25
New England	10	3	3	13	29

- NE - C.Ryland 30 yd. Field Goal (9-63, 4:58)
- NE - E.Elliott 2 yd. run (C.Ryland kick) (7-45, 2:49)
- BUF - T.Bass 36 yd. Field Goal (13-57, 7:09)
- NE - C.Ryland 24 yd. Field Goal (5-40, 2:44)
- BUF - J.Cook 8 yd. pass from J.Allen (T.Bass kick) (10-81, 5:07)
- NE - C.Ryland 49 yd. Field Goal (9-44, 5:23)
- NE - K.Bourne 4 yd. pass from M.Jones (run failed) (9-66, 6:07)
- BUF - S.Diggs 25 yd. pass from J.Allen (T.Bass kick) (5-75, 2:04)
- BUF - J.Allen 1 yd. run (J.Allen-D.Knox pass) (8-29, 2:58)
- NE - M.Gesicki 1 yd. pass from M.Jones (C.Ryland kick) (8-75, 1:46)

NOTES

- Bills RB James Cook topped the 100-yard mark from scrimmage for the 5th time in his career, including both of his career games at New England.
- Bills safety Jordan Poyer recorded 10 tackles, a sack and a forced fumble - his first game with a sack and a forced fumble in his career.
- Terrel Bernard posted 3rd fumble recovery of the season, most by a Bill in a season since Poyer had 3 in 2019.

BILLS STATISTICS

RUSHING

J.Cook 13-56, J.Allen 7-17-1TD, L.Murray 4-8

RECEIVING

D.Kincaid 8-75, S.Diggs 6-58-1TD, K.Shakir 4-35, J.Cook 3-46, L.Murray 2-20, D.Knox 1-10, D.Harty 1-10, G.Davis 1-6, T.Sherfield 1-5

PASSING

J.Allen 27-41, 265 yards, 2 TD, 1 INT, 90.0 QBR

DEFENSE

Sacks: J.Poyer 1
Interceptions: none

FIELD GOALS

T.Bass (36) 42WR



BILLS 24, BUCCANEERS 18

THURSDAY, OCTOBER 26, 2023 - HIGHMARK STADIUM



Dalton Kincaid

TEAM STATISTICS

	BUF	TB
Total Net Yards	427	302
Turnovers (points after)	1 (7)	0 (0)
First Down Efficiency (yds/play)	33/220 (6.7)	27/160 (5.9)
3rd Down Efficiency	7/13 (54%)	4/15 (27%)
Red Zone Efficiency	2/4 (50%)	1/1 (100%)
Avg. Drive Start	28.3	21.3
Penalties/Yards	9/86	11/74
Rushing	26/115	17/78
Passing	40/31/312	42/25/224
Time of Possession	31:57	28:03

BUCCANEERS STATISTICS

RUSHING

R.White 9-39, B.Mayfield 3-19, C.Godwin 1-14, C.Edmonds 3-5, K.Vaughn 1-1

RECEIVING

R.White 7-70, C.Godwin 5-54-1TD, C.Otton 4-27, M.Evans 3-39-1TD, T.Palmer 3-22, C.Edmonds 2-16, R.Jarrett 1-9

PASSING

B.Mayfield 25-42, 237 yards, 2 TD, 0 INT, 91.1 QBR

DEFENSE

Sacks: A.Nelson 1, Y.Diaby 1
Interceptions: W.Gholston 1

FIELD GOALS

C.McLaughlin 50B (57)

SCORING RECAP

	1st	2nd	3rd	4th	Pts
Buffalo	3	14	7	0	24
Tampa Bay	0	10	0	8	18

- BUF - T.Bass 37 yd. Field Goal (10-77, 4:31)
- BUF - J.Allen 13 yd. run (T.Bass kick) (5-23, 2:45)
- TB - C.McLaughlin 57 yd. Field Goal (8-36, 3:23)
- TB - C.Godwin 3 yd. pass from B.Mayfield (C.McLaughlin kick) (2-23, 0:47)
- BUF - D.Kincaid 22 yd. pass from J.Allen (T.Bass kick) (9-75, 4:06)
- BUF - G.Davis 4 yd. pass from J.Allen (T.Bass kick) (9-75, 4:20)
- TB - M.Evans 24 yd. pass from B.Mayfield (B.Mayfield-C. Otton pass) (17-92, 7:21)

NOTES

- Bills rookie TE Dalton Kincaid posted the first touchdown of his NFL career.
- The Bills have won all three all-time match-ups at home with the Buccaneers.
- The Bills played at home for the first time on a Thursday night since 2016.
- Josh Allen's rushing touchdown was the 43rd of his career, tying him with Steve Young for 2nd place on the all-time list for quarterbacks (Cam Newton is first with 75).
- Bills DE Shaq Lawson posted the first blocked field goal of his career (a 50-yard attempt).

BILLS STATISTICS

RUSHING

J.Cook 14-67, J.Allen 7-41-1TD, L.Murray 5-7

RECEIVING

G.Davis 9-87-1TD, S.Diggs 9-70, K.Shakir 6-92, D.Kincaid 5-65-1TD, J.Cook 1-6, L.Murray 1-4

PASSING

J.Allen 31-40, 324 yards, 2 TD, 1 INT, 106.7 QBR

DEFENSE

Sacks: T.Johnson 1, A.Epenesa 1, E.Oliver 1
Interceptions: none

FIELD GOALS

T.Bass (37)



BENGALS 24, BILLS 18

SUNDAY, NOVEMBER 5, 2023 - PAYCOR STADIUM



Stefon Diggs

TEAM STATISTICS

	BUF	CIN
Total Net Yards	317	397
Turnovers (points after)	2 (3)	0 (0)
First Down Efficiency (yds/play)	28/228 (8.1)	28/148 (5.3)
3rd Down Efficiency	7/12 (58%)	8/15 (53%)
Red Zone Efficiency	2/3 (67%)	2/3 (67%)
Avg. Drive Start	20.1	32.0
Penalties/Yards	5/49	6/49
Rushing	16/68	22/54
Passing	38/26/249	44/31/343
Time of Possession	23:22	36:38

BENGALS STATISTICS

RUSHING

J.Mixon 14-37-1TD, T.Williams 3-13, J.Burrow 5-4

RECEIVING

T.Higgins 8-110, J.Mixon 5-31, T.Hudson 4-45, J.Chase 4-41, T.Boyd 3-56, D.Sample 3-30-1TD, I.Smith 3-26-1TD, A.Losivas 1-9

PASSING

J.Burrow 31-44, 348 yards, 2 TD, 0 INT, 108.9 QBR

DEFENSE

Sacks: B.Hill 1
Interceptions: C.Taylor-Britt 1

FIELD GOALS

E.McPherson (20)

SCORING RECAP

	1st	2nd	3rd	4th	Pts
Buffalo	7	0	3	8	18
Cincinnati	14	7	0	3	24

- CIN - I.Smith 7 yd. pass from J.Burrow (E.McPherson kick) (9-76, 5:42)
- BUF - J.Allen 2 yd. run (T.Bass kick) (7-85, 3:15)
- CIN - J.Mixon 2 yd. run (E.McPherson kick) (11-69, 5:28)
- CIN - D.Sample 22 yd. pass from J.Burrow (E.McPherson kick) (7-45, 1:52)
- BUF - T.Bass 34 yd. Field Goal (11-58, 4:39)
- CIN - E.McPherson 20 yd. Field Goal (12-85, 5:10)
- BUF - S.Diggs 17 yd. pass from J.Allen (J.Allen-S.Diggs pass) (12-75, 4:36)

NOTES

- Bills rookie Dalton Kincaid became the third tight end in team history to record 10+ receptions in a game, joining Pete Meztelaars (twice) and Keith McKeller.
- Kincaid also broke the team record of most receptions in a season by a rookie tight end set by Tony Hunter (36) in 1983.
- Bills safety Jordan Poyer logged 10 tackles in a game for the 20th time in his career.
- Bills WR Stefon Diggs became the 5th player in team history to surpass the 5,000-receiving yards plateau.

BILLS STATISTICS

RUSHING

J.Allen 8-44-1TD, J.Cook 6-20, L.Murray 2-4

RECEIVING

D.Kincaid 10-81, S.Diggs 6-86-1TD, K.Shakir 4-57, J.Cook 4-19, T.Sherfield 1-9, L.Murray 1-6

PASSING

J.Allen 26-38, 258 yards, 1 TD, 1 INT, 85.2 QBR

DEFENSE

Sacks: J.Phillips 0.5, L.Floyd 0.5
Interceptions: none

FIELD GOALS

T.Bass (34)



BRONCOS 24, BILLS 22

MONDAY, NOVEMBER 13, 2023 - HIGHMARK STADIUM



Josh Allen

TEAM STATISTICS

	BUF	DEN
Total Net Yards	369	300
Turnovers (points after)	4 (6)	1 (7)
First Down Efficiency (yds/play)	26/148 (5.7)	28/150 (5.4)
3rd Down Efficiency	3/8 (38%)	8/19 (42%)
Red Zone Efficiency	2/2 (100%)	2/3 (67%)
Avg. Drive Start	24.2	40.6
Penalties/Yards	5/63	10/61
Rushing	26/192	38/122
Passing	26/15/177	29/24/178
Time of Possession	22:39	37:21

BRONCOS STATISTICS

RUSHING

J.Williams 21-79, R.Wilson 9-30, J.McLaughlin 6-8, S.Perine 1-8, M.Mims 1-(-3)

RECEIVING

C.Sutton 8-53-1TD, J.Williams 4-31-1TD, J.Jeudy 3-35, S.Perine 3-35, A.Trautman 2-15, J.McLaughlin 2-4, L.Humphrey 1-14, C.Manhertz 1-6

PASSING

R.Wilson 24-29, 193 yards, 2 TD, 0 INT, 117.4 QBR

DEFENSE

Sacks: none
Interceptions: F.Moreau 1, J.Simmons 1

FIELD GOALS

W.Lutz (40) (49) (40) (36)

SCORING RECAP

	1st	2nd	3rd	4th	Pts
Buffalo	0	8	7	7	22
Denver	3	12	0	9	24

- DEN - W.Lutz 40 yd. Field Goal (4-6, 2:13)
- DEN - C.Sutton 7 yd. pass from R.Wilson (kick failed, hlu) (7-52, 3:53)
- BUF - D.Kincaid 22 yd. pass from J.Allen (J.Allen-G.Davis pass) (8-81, 3:41)
- DEN - W.Lutz 49 yd. Field Goal (8-45, 2:51)
- DEN - W.Lutz 40 yd. Field Goal (4-9, 0:37)
- BUF - L.Murray 3 yd. run (T.Bass kick) (7-54, 3:09)
- DEN - J.Williams 3 yd. pass from R.Wilson (run failed) (12-54, 7:16)
- BUF - J.Allen 6 yd. run (T.Bass kick) (6-75, 3:11)
- DEN - W.Lutz 36 yd. Field Goal (10-57, 1:55)

NOTES

- Bills QB Josh Allen passed Steve Young and Aaron Rodgers with his 32nd career game with a rushing and a passing TD to move into 2nd placed behind Cam Newton (45).
- Bills RB James Cook recorded the 2nd 100-yard rushing game of his career with 109 yards on 12 attempts. It was his highest yards per carry (9.1) during a game in his career. His 42-yard rush was the longest of his career.
- Buffalo safety Jordan Poyer played in his 100th career regular season game with the Bills.

BILLS STATISTICS

RUSHING

J.Cook 12-109, L.Murray 9-68-1TD, J.Allen 4-13-1TD, Ty Johnson 1-2

RECEIVING

D.Kincaid 5-51-1TD, S.Diggs 3-34, G.Davis 2-56, J.Cook 2-11, L.Murray 2-1, K.Shakir 1-24

PASSING

J.Allen 15-26, 177 yards, 1 TD, 2 INT, 59.3 QBR

DEFENSE

Sacks: A.Epenesa 1.5, G.Rousseau 1, T.Bernard 1, T.Rapp 0.5
Interceptions: none

FIELD GOALS

none

Referee: Bill Vinovich

Weather: 49 degrees, cloudy, winds W 10 mph

ESPN: Joe Buck, Troy Aikman, Lisa Salters

Kickoff: 8:16 pm Length of game: 3:10



BILLS 32, JETS 6

SUNDAY, NOVEMBER 19, 2023 - HIGHMARK STADIUM



Reggie Gilliam

TEAM STATISTICS

	BUF	NYJ
Total Net Yards	393	155
Turnovers (points after)	1 (6)	4 (10)
First Down Efficiency (yds/play)	30/98 (3.3)	22/64 (2.9)
3rd Down Efficiency	5/13 (38%)	0/11 (0%)
Red Zone Efficiency	1/4 (25%)	1/1 (100%)
Avg. Drive Start	38.1	23.8
Penalties/Yards	8/77	5/35
Rushing	38/130	18/63
Passing	32/20/263	30/15 /92
Time of Possession	36:51	23:09

JETS STATISTICS

RUSHING

Bre. Hall 10-23, Z.Wilson 4-15, D.Cook 2-13, I.Abanikanda 1-11, T.Boyle 1-1

RECEIVING

Bre. Hall 5-50-1TD, J.Ruckert 3-25, T.Conklin 2-18, G.Wilson 2-9, B.Echols 1-18, X.Gipson 1-7, I.Abanikanda 1-5

PASSING

Z.Wilson 7-15, 81 yards, 1 TD, 1 INT, 57.9 QBR
T.Boyle 7-14, 33 yards, 0 TD, 1 INT, 26.5 QBR
T.Morstead 1-1 18 yards, 0 TD, 0 INT, 118.8 QBR

DEFENSE

Sacks: Q.Williams 1
Interceptions: A.Davis 1

FIELD GOALS

none

SCORING RECAP

	1st	2nd	3rd	4th	Pts
Buffalo	6	10	13	3	32
NY Jets	0	6	0	0	6

- BUF - T.Bass 48 yd. Field Goal (4--9, 1:22)
- BUF - T.Bass 30 yd. Field Goal (14-58, 6:05)
- BUF - T.Bass 33 yd. Field Goal (9-65, 5:52)
- BUF - J.Cook 5 yd. pass from J.Allen (T.Bass kick) (5-23, 2:16)
- NYJ - Bre.Hall 9 yd. pass from Z.Wilson (pass failed) (11-84, 2:18)
- BUF - T.Johnson 28 yd. pass from J.Allen (kick failed, wr) (8-75, 4:26)
- BUF - K.Shakir 81 yd. pass from J.Allen (T.Bass kick) (2-86, 0:55)
- BUF - T.Bass 50 yd. Field Goal (7-22, 4:17)

NOTES

- Rasul Douglas became the first Bill since 1998 to tally 2 INTs and a fumble recovery in a game. (Kurt Schulz).
- Khalil Shakir's 81-yard touchdown reception from Josh Allen was the longest of his career and was a part of his first career 100-yard receiving game of his career.
- Reggie Gilliam forced a fumble on the opening kickoff that was recovered by Quintin Morris. He earned AFC special teams player of the week honors.
- The Bills 32 points were the most given up by the Jets since December 5, 2021 (33 vs. Philadelphia).

BILLS STATISTICS

RUSHING

J.Cook 17-73, L.Murray 10-35, J.Allen 5-15, Ty Johnson 3-11, K.Allen 2-(-2), D.Harty 1-(-2)

RECEIVING

D.Kincaid 6-46, S.Diggs 4-27, K.Shakir 3-115-1TD, Ty Johnson 3-47-1TD, J.Cook 3-29-1TD, Q.Morris 1-11

PASSING

J.Allen 20-32, 275 yards, 3 TD, 1 INT, 108.2 QBR

DEFENSE

Sacks: L.Floyd 2.5, E.Oliver 1, T.Dodson 1, T.Bernard 0.5
Interceptions: R.Douglas 2

FIELD GOALS

T.Bass (48) (30) (33) (50)

Referee: Alan Eck

Weather: 40 degrees, partly cloudy, winds NW 9 mph

CBS: Jim Nantz, Tony Romo, Tracy Wolfson

Kickoff: 4:25 pm Length of game: 3:23



EAGLES 37, BILLS 34 (OT)

SUNDAY, NOVEMBER 26, 2023 - LINCOLN FINANCIAL FIELD



Josh Allen

TEAM STATISTICS

	BUF	PHI
Total Net Yards	505	378
Turnovers (points after)	1 (7)	2 (14)
First Down Efficiency (yds/play)	39/207 (5.3)	32/181 (5.7)
3rd Down Efficiency	13/22 (59%)	4/11 (36%)
Red Zone Efficiency	4/5 (80%)	4/4 (100%)
Avg. Drive Start	31.6	29.2
Penalties/Yards	11/80	4/30
Rushing	40/173	32/185
Passing	51/29/332	31/18/193
Time of Possession	40:30	26:53

EAGLES STATISTICS

RUSHING

D.Swift 14-80, J.Hurts 14-65-2TD, K.Gainwell 2-26, B.Scott 2-14

RECEIVING

D.Smith 7-106-1TD, A.Brown 5-37-1TD, K.Gainwell 2-10, O.Zaccheaus 1-29-1TD, J.Stoll 1-14, D.Swift 1-4, J.Jones 1-0

PASSING

J.Hurts 18-31, 200 yards, 3 TD, 1 INT, 96.2 QBR

DEFENSE

Sacks: B.Graham 1
Interceptions: J.Bradberry 1

FIELD GOALS

J.Elliott (59)

SCORING RECAP

	1st	2nd	3rd	4th	OT	Pts
Buffalo	0	17	7	7	3	34
Philadelphia	7	0	7	17	6	37

- PHI - J.Hurts 1 yd. run (J.Elliott kick) (10-73, 5:31) (9-75, 3:15)
- BUF - T.Bass 48 yd. Field Goal (11-45, 4:43)
- BUF - J.Allen 9 yd. run (T.Bass kick) (4-29, 2:36)
- BUF - S.Diggs 13 yd. pass from J.Allen (T.Bass kick) (5-36, 0:52)
- PHI - A.Brown 3 yd. pass from J.Hurts (J.Elliott kick) (6-62, 3:19)
- BUF - J.Allen 16 yd. run (T.Bass kick) (9-70, 5:33)
- PHI - D.Smith 15 yd. pass from J.Hurts (J.Elliott kick) (7-75, 3:03)
- PHI - O.Zaccheaus 29 yd. pass from J.Hurts (J.Elliott kick) (3-24, 1:39)
- BUF G.Davis 7 yd. pass from J.Allen (T.Bass kick) (10-74, 5:14)
- PHI - J.Elliott 59 yd. Field Goal (9-34, 1:32)
- BUF - T.Bass 40 yd. Field Goal (12-53, 4:08)
- PHI - J.Hurts 12 yd. run

NOTES

- Josh Allen recorded his 4th career game of 300+ yards passing and 75+ rushing, most in NFL history as he passed Michael Vick and Russell Wilson (3 each).
- Allen and the Eagles Jalen Hurts became the first opposing quarterbacks in NFL history to have multiple passing TD and multiple rushing TD in the same game.

BILLS STATISTICS

RUSHING

J.Allen 9-81-2TD, J.Cook 16-43, L.Murray 9-30, T.Johnson 6-19

RECEIVING

G.Davis 6-105-1TD, S.Diggs 6-74-1TD, J.Cook 6-57, D.Kincaid 5-38, K.Shakir 3-47, L.Murray 3-18

PASSING

J.Allen 29-51, 339 yards, 2 TD, 1 INT, 82.1 QBR

DEFENSE

Sacks: T.Settle 1, L.Joseph 1
Interceptions: T.Bernard 1

FIELD GOALS

T.Bass (48) 34B 48WR (40)

Referee: Shawn Hochuli

Weather: 47 degrees, rain, winds NE 6 mph

CBS: Jim Nantz, Tony Romo, Tracy Wolfson

Kickoff: 4:25 pm Length of game: 3:40



BILLS 20, CHIEFS 17

SUNDAY, DECEMBER 10, 2023 - ARROWHEAD STADIUM



James Cook

TEAM STATISTICS

	BUF	KC
Total Net Yards	327	346
Turnovers (points after)	1 (7)	2 (0)
First Down Efficiency (yds/play)	30/113 (3.8)	28/193 (6.9)
3rd Down Efficiency	6/15 (40%)	6/12 (50%)
Red Zone Efficiency	1/2 (50%)	2/3 (67%)
Avg. Drive Start	33.3	28.3
Penalties/Yards	4/35	7/45
Rushing	28/118	18/82
Passing	42/23/209	43/25/264
Time of Possession	35:21	24:39

CHIEFS STATISTICS

RUSHING

C.Edwards-Helaire 11-39, J.McKinnon 4-19-1TD, K.Toney 2-16, P.Mahomes 1-8

RECEIVING

R.Rice 7-72-1TD, T.Kelce 6-83, K.Toney 3-25, J.McKinnon 3-18, C.Edwards-Helaire 2-29, M.Valdes-Scantling 2-22, J.Watson 1-18, R.James 1-4

PASSING

P.Mahomes 25-43, 271 yards, 1 TD, 1 INT, 74.9 QBR

DEFENSE

Sacks: T.McDuffie 1, G.Karlaftis 1, C.Omenihu 1
Interceptions: C.Conner 1

FIELD GOALS

H.Butker (27)

SCORING RECAP

	1st	2nd	3rd	4th	Pts
Buffalo	7	7	3	3	20
Kansas City	0	7	7	3	17

- BUF - J.Cook 25 yd. pass from J.Allen (T.Bass kick) (6-53, 3:24)
- BUF - J.Allen 6 yd. run (T.Bass kick) (12-73, 5:29)
- KC - J.McKinnon 7 yd. run (H.Butker kick) (9-52, 2:17)
- BUF - T.Bass 31 yd. Field Goal (10-62, 6:22)
- KC - R.Rice 4 yd. pass from P.Mahomes (H.Butker kick) (9-75, 5:08)
- KC - H.Butker 27 yd. Field Goal (8-49, 3:15)
- BUF - T.Bass 39 yd. Field Goal (12-48, 5:03)

NOTES

- With his 69th career regular season win, Bills head coach Sean McDermott passed Lou Saban to move into 2nd place on the franchise's all-time list behind Marv Levy (112).
- The Bills improved to 7-0 in games following the bye week under McDermott.
- James Cook tallied a career-high 83 yards receiving, including the longest touchdown reception of his career (25 yards). It was the most receiving yards by a Bills RB since Fred Jackson totaled 93 vs. Oak. (Dec. 21, 2014).
- With an interception of Patrick Mahomes, A.J. Epenesa became the 3rd defensive linemen in team history to post multiple interceptions in a single season, joining Ron McDole (2 in 1968) and Sean Moran (2 in 1997).

BILLS STATISTICS

RUSHING

J.Cook 10-58, J.Allen 10-32-1TD, T.Johnson 5-19, L.Murray 3-9

RECEIVING

J.Cook 5-83-1TD, D.Kincaid 5-21, S.Diggs 4-24, D.Knox 3-36, T.Johnson 2-2, D.Harty 1-25, L.Murray 1-21, K.Shakir 1-12, T.Sherfield 1-9

PASSING

J.Allen 23-42, 233 yards, 1 TD, 1 INT, 68.8 QBR

DEFENSE

Sacks: G.Rousseau 0.5, E.Oliver 0.5
Interceptions: A.Epenesa 1

FIELD GOALS

T.Bass (31) (39)

Referee: Carl Cheffers

Weather: 45 degrees, clear, winds W 5 mph

CBS: Jim Nantz, Tony Romo, Tracy Wolfson

Kickoff: 4:25 pm Length of game: 3:16



BILLS 31, COWBOYS 10

SUNDAY, DECEMBER 17, 2023 - HIGHMARK STADIUM



James Cook

SCORING RECAP

	1st	2nd	3rd	4th	Pts
Buffalo	7	14	3	7	31
Dallas	0	3	0	7	10

- BUF - L.Murray 2 yd. run (T.Bass kick) (12-75, 6:54)
- BUF - J.Cook 18 yd. pass from J.Allen (T.Bass kick) (11-86, 4:44)
- DAL - B.Aubrey 32 yd. Field Goal (11-61, 5:39)
- BUF - J.Allen 1 yd. run (T.Bass kick) (11-76, 5:37)
- BUF - T.Bass 23 yd. Field Goal (15-65, 8:22)
- BUF - J.Cook 24 yd. run (T.Bass kick) (6-67, 3:05)
- DAL - C.Lamb 3 yd. run (B.Aubrey kick) (15-80, 5:30)

TEAM STATISTICS

	BUF	DAL
Total Net Yards	351	195
Turnovers (points after)	0 (0)	1 (0)
First Down Efficiency (yds/play)	33/199 (6.0)	21/93 (4.4)
3rd Down Efficiency	5/9 (56%)	5/13 (38%)
Red Zone Efficiency	3/4 (75%)	1/2 (50%)
Avg. Drive Start	22.9	24.5
Penalties/Yards	1/15	5/48
Rushing	49/266	20/89
Passing	15/7/85	34/21/106
Time of Possession	35:05	24:55

COWBOYS STATISTICS

RUSHING

T.Pollard 11-52, D.Prescott 4-27, R.Dowdle 3-4, H.Luepke 1-3, C.Lamb 1-3-1TD

RECEIVING

C.Lamb 7-53, J.Ferguson 6-44, B.Cooks 2-10, R.Dowdle 2-8, T.Pollard 2-5, M.Gallup 1-9, P.Hendershot 1-5

PASSING

D.Prescott 21-34, 134 yards, 0 TD, 1 INT, 57.7 QBR

DEFENSE

Sacks: M.Smith 1
Interceptions: none

FIELD GOALS

B.Aubrey (32)

NOTES

- Josh Allen set a NFL record for the most games in a single season with both a rushing touchdown and passing touchdown (10).
- RB James Cook established career highs with 179 yards rushing and 221 yards from scrimmage. It was most rushing yards by a Bill since Fred Jackson (212 vs. IND, January 3, 2010). Cook's 25 rushing attempts were the most by a Bill since LeSean McCoy in 2018. He earned AFC Offensive player of the week honors.
- Leonard Floyd's sack upped his season total to 10.5 as he became the first Bill to reach double digits in a season since Lorenzo Alexander had 12.5 in 2016.
- Stefon Diggs became the first Bill in team history with four consecutive seasons of 1000+ yards receiving.

BILLS STATISTICS

RUSHING

J.Cook 25-179-1TD, T.Johnson 9-54, J.Allen 8-24-1TD, L.Murray 5-11-1TD, K.Allen 2-(-2).

RECEIVING

S.Diggs 4-48, J.Cook 2-42-1TD, T.Johnson 1-4

PASSING

J.Allen 7-15, 94 yards, 1 TD, 0 INT, 89.3 QBR

DEFENSE

Sacks: L.Floyd 1, J.Phillips 1, G.Rousseau 0.5, T.Dodson 0.5
Interceptions: C.Benford 1

FIELD GOALS

T.Bass (23)

FOX: Kevin Burkhardt, Greg Olsen, Erin Andrews, Tom Rinaldi

Kickoff: 4:26 pm Length of game: 2:43

Referee: Craig Wrolstad

Weather: 48 degrees, rain, winds S 9 mph



BILLS 24, CHARGERS 22

SATURDAY, DECEMBER 23, 2023 - SOFI STADIUM



Ed Oliver

SCORING RECAP

	1st	2nd	3rd	4th	Pts
Buffalo	0	14	7	3	24
LA Chargers	3	7	3	9	22

- LAC - C.Dicker 20 yd. Field Goal (14-90, 6:40)
- LAC - E.Stick 1 yd. run (C.Dicker kick) (4-27, 1:15)
- BUF - G.Davis 57 yd. pass from J.Allen (T.Bass kick) (1-57, 0:10)
- BUF - J.Allen 2 yd. run (T.Bass kick) (8-63, 3:51)
- LAC - C.Dicker 40 yd. Field Goal (8-36, 4:46)
- BUF - J.Allen 1 yd. run (T.Bass kick) (10-75, 5:54)
- LAC - C.Dicker 47 yd. Field Goal (11-46, 3:52)
- LAC - C.Dicker 45 yd. Field Goal (6-21, 1:57)
- LAC - C.Dicker 53 yd. Field Goal (4-3, 1:44)
- BUF - T.Bass 29 yd. Field Goal (13-64, 4:58)

TEAM STATISTICS

	BUF	LAC
Total Net Yards	335	273
Turnovers (points after)	3 (13)	0 (0)
First Down Efficiency (yds/play)	23/193 (8.4)	29/84 (2.9)
3rd Down Efficiency	5/10 (50%)	4/14 (29%)
Red Zone Efficiency	2/3 (67%)	1/3 (33%)
Avg. Drive Start	25.6	31.3
Penalties/Yards	7/64	6/29
Rushing	30/105	27/98
Passing	21/15/230	33/23/175
Time of Possession	26:56	33:04

NOTES

- Josh Allen became the first player in NFL history with four consecutive seasons of 40+ overall touchdowns.
- James Cook became the first Bill top the 1,000-yard rushing plateau since 2017 (LeSean McCoy).
- Ed Oliver tied a career-high with 2 sacks, including one in the final seconds to seal the victory.
- Gabe Davis posted the 2nd most receiving yards of his career with 130.
- Leonard Fournette made his Bills debut.
- The Bills are 2-0 at Sofi Stadium in Los Angeles.

CHARGERS STATISTICS

RUSHING

A.Ekeler 15-65, E.Stick 7-25-1TD, D.Davis 1-8, I.Spiller 2-1, Q.Johnston 1-1, J.Kelley 1-(-2)

RECEIVING

G.Everett 7-42, J.Palmer 5-47, A.Ekeler 3-21, A.Erickson 2-31, Q.Johnston 2-29, S.Smartt 1-23, J.Guyton 1-12, D.Davis 1-6, I.Spiller 1-4

PASSING

E.Stick 23-33, 215 yards, 0 TD, 0 INT, 87.3 QBR

DEFENSE

Sacks: T.Tuipulotu 0.5, E.Kendricks 0.5
Interceptions: A.Gilman 1

FIELD GOALS

C.Dicker (20) (40) (47) (45) (53)

BILLS STATISTICS

RUSHING

J.Cook 20-70, L.Fournette 5-20, J.Allen 5-15-2TD

RECEIVING

S.Diggs 5-29, G.Davis 4-130-1TD, K.Shakir 3-45, D.Knox 2-26, D.Kincaid 1-7

PASSING

J.Allen 15-21, 237 yards, 1 TD, 1 INT, 104.7 QBR

DEFENSE

Sacks: E.Oliver 2, T.Bernard 1, R.Douglas 1, P.Ford 1
Interceptions: none

FIELD GOALS

T.Bass (29)

Peacock: Mike Tirico, Cris Collinsworth, Melissa Stark

Kickoff: 8:04 pm Length of game: 2:55

Referee: Adrian Hill

Weather: 62 degrees, clouds, winds SW 8 mph



BILLS 27, PATRIOTS 21

SUNDAY, DECEMBER 31, 2023 - HIGHMARK STADIUM



Rasul Douglas

TEAM STATISTICS

	BUF	NE
Total Net Yards	281	294
Turnovers (points after)	1 (0)	4 (20)
First Down Efficiency (yds/play)	29/130 (4.5)	25/127 (5.1)
3rd Down Efficiency	7/15 (47%)	4/10 (40%)
Red Zone Efficiency	2/5 (40%)	2/2 (100%)
Avg. Drive Start	39.9	16.6
Penalties/Yards	4/32	2/20
Rushing	37/127	24/103
Passing	30/15/154	26/16/191
Time of Possession	32:52	27:08

PATRIOTS STATISTICS

RUSHING

E.Elliott 14-39-1TD, B.Zappe 5-37-1TD, K.Harris 2-15, D.Douglas 3-12

RECEIVING

M.Gesicki 4-35, D.Douglas 3-31, T.Thornton 3-24, K.Harris 2-54, J.Reagor 1-39, D.Parker 1-15, E.Elliott 1-6, P.Brown 1-5

PASSING

B.Zappe 16-26, 209 yards, 0 TD, 3 INT, 47.3 QBR

DEFENSE

Sacks: D.Wise 1
Interceptions: A.Austin 1

FIELD GOALS

C.Ryland 47WL

SCORING RECAP

	1st	2nd	3rd	4th	Pts
Buffalo	13	7	7	0	27
New England	7	7	0	7	21

- NE - J.Reagor 98 yd. kickoff return (C.Ryland kick)
- BUF - T.Bass 35 yd. Field Goal (4-4, 0:53)
- BUF - J.Allen 1 yd. run (T.Bass kick) (4-14, 1:57)
- BUF - T.Bass 24 yd. Field Goal (7-24, 3:35)
- BUF - R.Douglas 40 yd. interception return (T.Bass kick)
- NE - B.Zappe 17 yd. run (C.Ryland kick) (6-75, 2:52)
- BUF - J.Allen 1 yd. run (T.Bass kick) (8-75, 4:18)
- NE - E.Elliott 6 yd. run (C.Ryland kick) (7-84, 3:09)

NOTES

- With the victory, Buffalo captured their 5th consecutive 10+ win season for the first time in club history.
- Rasul Douglas became the first Bill with 2 interceptions and an interception returned for a touchdown in the same game since Nickell Robey-Coleman at LA Rams on October 9, 2016.
- Ed Oliver recorded his first career interception in the NFL and his first interception since his senior year of high school in 2016. It was the first INT by a Bills defensive tackle since 2019 (Star Lotulelei at Dallas on Thanksgiving Day).
- Dalton Kincaid broke the Bills team record for most receptions by a rookie, surpassing Sammy Watkins, who recorded 65 catches in 2014.

BILLS STATISTICS

RUSHING

J.Cook 16-48, J.Allen 11-44-2TD, T.Johnson 5-22, K.Shakir 1-10, S.Diggs 1-5, L.Murray 1-0, K.Allen 2-(-2)

RECEIVING

D.Kincaid 4-87, K.Shakir 4-39, S.Diggs 4-26, G.Davis 2-21, J.Cook 1-(-4)

PASSING

J.Allen 15-30, 169 yards, 0 TD, 1 INT, 53.3 QBR

DEFENSE

Sacks: T.Bernard 2, E.Oliver 1
Interceptions: R.Douglas 2, E.Oliver 1

FIELD GOALS

T.Bass (35) (24)

Referee: Alan Eck

Weather: 35 degrees, clouds, winds SSE 4 mph

CBS: Kevin Harlan, Trent Green, Melanie Collins

Kickoff: 1:02 pm Length of game: 2:58



BILLS 21, DOLPHINS 14

SUNDAY, JANUARY 7, 2024 - HARD ROCK STADIUM



Deonte Harty

TEAM STATISTICS

	BUF	MIA
Total Net Yards	473	275
Turnovers (points after)	3 (7)	2 (0)
First Down Efficiency (yds/play)	32/167 (5.2)	22/100 (4.5)
3rd Down Efficiency	9/15 (60%)	4/10 (40%)
Red Zone Efficiency	2/5 (40%)	1/1 (100%)
Avg. Drive Start	22.2	22.4
Penalties/Yards	6/41	4/29
Rushing	36/128	20/108
Passing	38/30/345	27/17/167
Time of Possession	38:07	21:53

DOLPHINS STATISTICS

RUSHING

D.Achane 10-56-1TD, J.Wilson 9-45, T.Tagovailoa 1-7

RECEIVING

T.Hill 7-82-1TD, D.Smythe 3-30, B.Berrios 2-9, C.Wilson 1-24, R.Craft 1-18, D.Achane 1-5, C.Claypool 1-3, J.Hill 1-2

PASSING

T.Tagovailoa 17-27, 173 yards, 1 TD, 2 INT, 62.7 QBR

DEFENSE

Sacks: M.Ingram 1.5, C.Wilkins 1, Z.Sieler 0.5
Interceptions: D.Elliott 1, E.Apple 1

FIELD GOALS

J.Sanders none

SCORING RECAP

	1st	2nd	3rd	4th	Pts
Buffalo	0	7	0	14	21
Miami	0	14	0	0	14

- MIA - D.Achane 25 yd. run (J.Sanders kick) (11-80, 6:19)
- BUF - T.Sherfield 6 yd. pass from J.Allen (T.Bass kick) (7-75, 4:20)
- MIA - T.Hill 3 yd. pass from T.Tagovailoa (J.Sanders kick) (9-75, 2:48)
- BUF - D.Harty 96 yd. punt return (T.Bass kick)
- BUF - D.Knox 5 yd. pass from J.Allen (T.Bass kick) (8-74, 4:52)

NOTES

- The Bills captured their 4th consecutive division title for the 3rd time in franchise history (1988-91 and 1963-66).
- The Bills secured a playoff berth earlier in the day after Tennessee defeated Jacksonville.
- Deonte Harty's 96-yard punt return was the longest in Bills history, surpassing Keith Moody's 91-yard punt return vs. Cleveland on October 23, 1977.
- Taylor Rapp's interception was his first as a Bill and Trent Sherfield's touchdown was his first as a Bill.
- The Bills held the Dolphins to no points and just 57 total net yards in the 2nd half.
- Josh Allen posted 300 yards passing and 50 yards rushing in a game for the 9th time, topping Steve Young (8) for the most such games in NFL history.

BILLS STATISTICS

RUSHING

J.Allen 15-67, J.Cook 13-36, L.Fournette 7-20, T.Johnson 1-5

RECEIVING

S.Diggs 7-87, D.Kincaid 7-84, K.Shakir 6-105, T.Sherfield 3-24-1TD, J.Cook 3-16, D.Knox 2-22-1TD, D.Harty 1-12, T.Johnson 1-9

PASSING

J.Allen 30-38, 359 yards, 2 TD, 2 INT, 101.6 QBR

DEFENSE

Sacks: T.Dodson 1
Interceptions: C.Benford 1, T.Rapp 1

FIELD GOALS

T.Bass none

NBC: Mike Tirico, Cris Collinsworth, Melissa Stark

Kickoff: 8:22 pm Length of game: 3:00

Referee: Alex Kemp

Weather: 63 degrees, partly cloudy, winds NNE 6 mph



BILLS 31, STEELERS 17

MONDAY, JANUARY 15, 2024 - HIGHMARK STADIUM

AFC SUPER WILD CARD



Josh Allen

TEAM STATISTICS

	BUF	PIT
Total Net Yards	368	324
Turnovers (points after)	0 (0)	2 (14)
First Down Efficiency (yds/play)	30/181 (6.0)	30/154 (5.1)
3rd Down Efficiency	5/12 (42%)	5/11 (45%)
Red Zone Efficiency	2/3 (67%)	2/3 (67%)
Avg. Drive Start	34.2	28.0
Penalties/Yards	2/24	6/50
Rushing	34/179	23/106
Passing	30/21/189	39/22/218
Time of Possession	33:19	26:41

STEELERS STATISTICS

RUSHING

J.Warren 8-38, N.Harris 12-37, M.Rudolph 2-16, G.Pickens 1-15

RECEIVING

P.Freiermuth 5-76, G.Pickens 5-50, D.Johnson 4-48-1TD, J.Warren 2-16, N.Harris 2-15, A.Robinson 2-12, C.Austin 1-7-1TD, C.Heyward 1-5

PASSING

M.Rudolph 22-39, 229 yards, 2 TD, 1 INT, 80.0 QBR

DEFENSE

Sacks: A.Highsmith 1, M.Golden 1
Interceptions: none

FIELD GOALS

C.Boswell (40)

SCORING RECAP

	1st	2nd	3rd	4th	Pts
Buffalo	14	7	3	7	31
Pittsburgh	0	7	3	7	17

- BUF - D.Knox 9 yd. pass from J.Allen (T.Bass kick) (10-80, 5:33)
- BUF - D.Kincaid 29 yd. pass from J.Allen (T.Bass kick) (1-29, 0:05)
- BUF - J.Allen 52 yd. run (T.Bass kick) (8-80, 3:51)
- PIT - D.Johnson 10 yd. pass from M.Rudolph (C.Boswell kick) (5-33, 0:35)
- PIT - C.Boswell 40 yd. Field Goal (9-38, 4:34)
- BUF - T.Bass 45 yd. Field Goal (14-48, 7:18)
- PIT - C.Austin 7 yd. pass from M.Rudolph (C.Boswell kick) (12-75, 6:00)
- BUF - K.Shakir 17 yd. pass from J.Allen (T.Bass kick) (7-70, 4:05)

NOTES

- Due a severe winter storm in Orchard Park, the game was moved from a 1 pm start on Sunday, January 14, to a 4:30 pm start on Monday, January 15. It was the first playoff game ever played on a day other than Saturday or Sunday in team history.
- The Bills defeated the Steelers for 2nd time in their playoff history (other was January 9, 1993 in the divisional round).
- Josh Allen's 52-yard TD run was the longest of his career and the 2nd longest by a QB in NFL playoff history (San Francisco's Colin Kaepernick had a 56 yarder vs. Green Bay on January 12, 2013).

BILLS STATISTICS

RUSHING

J.Cook 18-79, J.Allen 8-74-1TD, T.Johnson 8-26

RECEIVING

S.Diggs 7-52, J.Cook 4-5, D.Kincaid 3-59-1TD, K.Shakir 3-31-1TD, L.Murray 2-13, D.Harty 1-34, D.Knox 1-9-1TD

PASSING

J.Allen 21-30, 203 yards, 3 TD, 0 INT, 121.9 QBR

DEFENSE

Sacks: G.Rousseau 1
Interceptions: K.Elam 1

FIELD GOALS

T.Bass 49B (45) 27WL

Referee: Carl Cheffers

Weather: 17 degrees, cloudy, winds SW 10 mph

CBS: Jim Nantz, Tony Romo, Tracy Wolfson

Kickoff: 4:32 pm Length of game: 3:10



CHIEFS 27, BILLS 24

SUNDAY, JANUARY 21, 2024 - HIGHMARK STADIUM

AFC DIVISIONAL PLAYOFF



Josh Allen

TEAM STATISTICS

	BUF	KC
Total Net Yards	368	361
Turnovers (points after)	0 (0)	1 (0)
First Down Efficiency (yds/play)	32/139 (4.3)	26/182 (7.0)
3rd Down Efficiency	7/14 (50%)	1/5 (20%)
Red Zone Efficiency	3/4 (75%)	2/4 (50%)
Avg. Drive Start	24.5	35.0
Penalties/Yards	5/28	2/15
Rushing	39/182	24/146
Passing	39/26/186	23/17/215
Time of Possession	37:03	22:57

CHIEFS STATISTICS

RUSHING

I.Pacheco 15-97-1TD, C.Edwards-Helaire 2-31, P.Mahomes 6-19, M.Hardman 1-(-1)

RECEIVING

T.Kelce 5-75-2TD, R.Rice 4-47, N.Gray 3-16, M.Valdes-Scantling 2-62, I.Pacheco 1-14, M.Hardman 1-2, C.Edwards-Helaire 1-(-1)

PASSING

P.Mahomes 17-23, 215 yards, 2 TD, 0 INT, 131.6 QBR

DEFENSE

Sacks: none
Interceptions: none

FIELD GOALS

H.Butker (47) (29)

SCORING RECAP

	1st	2nd	3rd	4th	Pts
Buffalo	3	14	7	0	24
Kansas City	3	10	7	7	27

- BUF - T.Bass 27 yd. Field Goal (14-60, 6:52)
- KC - H.Butker 47 yd. Field Goal (7-46, 3:33)
- BUF - J.Allen 5 yd. run (T.Bass kick) (11-75, 6:03)
- KC - H.Butker 29 yd. Field Goal (10-64, 4:20)
- KC - T.Kelce 22 yd. pass from P.Mahomes (H.Butker kick) (5-65, 2:34)
- BUF - J.Allen 2 yd. run (T.Bass kick) (12-75, 3:07)
- KC - T.Kelce 3 yd. pass from P.Mahomes (H.Butker kick) (6-75, 3:12)
- BUF - K.Shakir 13 yd. pass from J.Allen (T.Bass kick) (15-75, 8:25)
- KC - I.Pacheco 4 yd. run (H.Butker kick) (8-75, 4:03)

NOTES

- Josh Allen tied Jim Kelly (21) for the most touchdown passes in Bills playoff history.
- Allen also became the first Bills quarterback to rush for 2 touchdowns in a playoff game in team history.
- The Bills set a team playoff postseason record for most time of possession with 37:03.
- The Bills 182 rushing yards were their most in a playoff game since gaining 341 yards vs. Miami on 12/30/95.

BILLS STATISTICS

RUSHING

J.Allen 12-72-2TD, J.Cook 18-61, T.Johnson 7-40, S.Diggs 1-7, D.Hamlin 1-2

RECEIVING

K.Shakir 7-44-1TD, D.Kincaid 5-45, J.Cook 4-21, L.Murray 3-27, S.Diggs 3-21, T.Johnson 1-14, T.Sherfield 1-7, D.Knox 1-4, D.Harty 1-3

PASSING

J.Allen 26-39, 186 yards, 1 TD, 0 INT, 86.1 QBR

DEFENSE

Sacks: none
Interceptions: none

FIELD GOALS

T.Bass (27) 44WR

Referee: Shawn Hochuli

Weather: 25 degrees, cloudy, winds WSW 11 mph

CBS: Jim Nantz, Tony Romo, Tracy Wolfson

Kickoff: 6:40 pm Length of game: 3:02



HISTORY



ALL-TIME REGULAR SEASON SERVICE

MOST SEASONS PLAYED

Rank	No.	Name
1.	15	WR Andre Reed (1985-99) DE Bruce Smith (1985-99)
2.	14	G Jim Ritcher (1980-93)
4.	13	OL Joe Devlin (1976-82, 1984-89) P Brian Moorman (2001-13) DT Kyle Williams (2006-2018)

MOST REGULAR SEASON GAMES

Rank	Games	Name
1.	221	WR Andre Reed (1985-99)
2.	217	DE Bruce Smith (1985-99)
3.	203	G Jim Ritcher (1980-93)
4.	191	OL Joe Devlin (1976-82, 1984-89)
5.	190	P Brian Moorman (2001-13)
6.	188	LB Darryl Talley (1983-1994)
7.	183	DT Kyle Williams (2006-2018)
8.	178	S Steve Freeman (1975-1986)
9.	173	LB Mike Pike (1987-1998)
	173	RB Thurman Thomas (1988-1999)

MOST GAMES PLAYED BY POSITION

QUARTERBACKS

Rank	Games	Name
1.	164	QB Joe Ferguson (1973-84)
2.	160	QB Jim Kelly (1986-1996)
3.	94	QB Josh Allen (2018-23)

OFFENSIVE LINEMAN

Rank	Games	Name
1.	203	G Jim Ritcher (1980-93)
2.	191	OL Joe Devlin (1976-82, 1984-89)
3.	170	C Kent Hull (1986-1996)

WIDE RECEIVERS/TIGHT ENDS

Rank	Games	Name
1.	221	WR Andre Reed (1985-99)
2.	160	WR Steve Tasker (1986-97)
3.	156	TE Pete Metzelaars (1985-1994)

RUNNING BACKS

Rank	Games	Name
1.	173	RB Thurman Thomas (1988-99)
2.	112	RB O.J. Simpson (1969-77)
3.	106	RB Fred Jackson (2007-14)

DEFENSIVE LINEMAN

Rank	Games	Name
1.	217	DE Bruce Smith (1985-99)
2.	183	DT Kyle Williams (2006-2018)
3.	162	NT Fred Smerlas (1979-89)

LINEBACKERS

Rank	Games	Name
1.	188	LB Darryl Talley (1983-1994)
2.	173	LB Mark Pike (1987-1998)
3.	142	LB Mike Stratton (1962-1972)

SECONDARY

Rank	Games	Name
1.	178	DB Steve Freeman (1975-86)
2.	151	DB Charles Romes (1977-86)
3.	144	DB Henry Jones (1991-00)

SPECIALISTS

Rank	Games	Name
1.	190	P Brian Moorman (2001-13)
2.	159	P Chris Mohr (1991-2000)
3.	152	K Rian Lindell (2003-12)



ALL-TIME REGULAR SEASON SCORING

ALL-TIME LEADING SCORERS

Rank	Points	Player
1.	1,011	K Steve Christie (1992-2000)
2.	980	K Rian Lindell (2003-12)
3.	670	K Scott Norwood (1985-91)
4.	523	K Tyler Bass (2020-23)
5t.	522	RB Thurman Thomas (1988-99) WR Andre Reed (1985-99)

MOST TOUCHDOWNS, CAREER

Rank	TDs	Player
1.	87	RB Thurman Thomas (1988-99) WR Andre Reed (1985-99)
3.	70	RB O.J. Simpson (1969-77)
4.	54	QB Josh Allen (2018-23)
5.	49	WR Eric Moulds (1996-2005)

MOST FIELD GOALS MADE, CAREER

Rank	FGs	Player
1.	234	K Steve Christie (1992-2000)
2.	225	K Rian Lindell (2003-12)
3.	133	K Scott Norwood (1985-91)
4.	109	K Dan Carpenter (2013-16)
5.	107	K Tyler Bass (2020-23)

MOST POINTS, SEASON

Rank	Points	Player/Season
1.	141	K Tyler Bass (2020)
2.	140	K Steve Christie (1998)
3.	138	RB O.J. Simpson (1975)
4.	135	K Tyler Bass (2021)
5.	133	K Dan Carpenter (2014)

MOST TOUCHDOWNS, SEASON

Rank	TDs	Player/Season
1.	16	RB O.J. Simpson (1975)
2.	15	QB Josh Allen (2023)
2.	13	RB Cookie Gilchrist (1962) RB Travis Henry (2002) RB Willis McGahee (2004) RB LeSean McCoy (2016)

MOST FIELD GOALS MADE, SEASON

Rank	FGs	Player/Season
1.	34	Dan Carpenter (2014)
2.	33	Steve Christie (1998) Dan Carpenter (2013)
4.	32	Scott Norwood (1988)
5.	31	Steve Christie (1995)

ALL-TIME SCORING

Overall TDs	2,328
TDs by rushing	858
TDs by reception	1,253
TDs by INT return	95
TDs by kickoff return	28
TDs by punt return	25
TDs by fumble return	56
TDs by blocked punt/FG	13
FGs made	1,287



ALL-TIME REGULAR SEASON SCORING

MOST POINTS, GAME

Rank	Points	Player/Game
1.	30	Cookie Gilchrist, vs. N.Y. Jets 12/8/63 (5 tdr)
2.	24	O.J. Simpson, vs. New England 11/23/75 (2 tdr, 2 tdp) Roland Hooks, vs. Cincinnati 9/9/79 (4 tdr) Jerry Butler, vs. N.Y. Jets 9/23/79 (4 tdp) Don Beebe, vs. Pittsburgh 9/8/91 (4 tdp) Thurman Thomas, vs. L.A. Rams 9/6/92 (3 tdr, 1 tdp) Willis McGahee, at Seattle 11/28/04 (4 tdr)

MOST TOUCHDOWNS, GAME

Rank	Points	Player/Game
1.	5	Cookie Gilchrist, vs. N.Y. Jets 12/8/63 (5 rush)
2.	4	O.J. Simpson, vs. New England 11/23/75 (2 rush, 2 rec.) Roland Hooks, vs. Cincinnati 9/9/79 (4 rush) Jerry Butler, vs. N.Y. Jets 9/23/79 (4 rec.) Don Beebe, vs. Pittsburgh 9/8/91 (4 rec.) Thurman Thomas, vs. L.A. Rams 9/6/92 (3 rush, 1 rec.) Willis McGahee, at Seattle 11/28/04 (4 rush)

MOST FIELD GOALS MADE, GAME

Rank	FGs	Player/Game
1.	6	Tyler Bass, vs. Cleveland (Detroit) 11/20/22 Tyler Bass, at N.Y. Jets 10/25/20 Steve Christie, at N.Y. Jets 10/20/96
2.	5	Pete Gogolak, at Houston 12/5/65 Scott Norwood, vs. Pittsburgh 9/25/88 Steve Christie, at Houston 9/18/94 Steve Christie, vs. N.Y. Jets 10/8/95 Rian Lindell, vs. Houston 9/11/05 Rian Lindell, vs. Tennessee 12/24/06 Rian Lindell, at Washington 12/2/07

LONGEST FIELD GOAL

Rank	LG	Player/Game
1.	59	Steve Christie, 9/26/93 vs. Miami
2.	58	Tyler Bass, 11/15/20 at Arizona Dan Carpenter, 10/5/15 at Detroit
4.	57	Tyler Bass, 10/31/21 vs. Miami

MOST CONSECUTIVE GAMES WITH A TD

Rank	Games	Player/Season
1.	14	O.J. Simpson (1975)
2.	7	Cookie Gilchrist (1962)
3.	6	Cookie Gilchrist (1963) Robb Riddick (1988) Thurman Thomas (1989) Thurman Thomas (1990) C.J. Spiller (2011-12) Karlos Williams (2015)



ALL-TIME REGULAR SEASON PASSING

ALL-TIME LEADING PASSERS

Player	Seasons	G	Att	Cmp	Pct	Yds	TD	Lg	Rate
1. Jim Kelly	1986-1996(11)	160	4779	2874	60.1	35467	237	84t	84.4
2. Joe Ferguson	1973-1984(12)	164	4166	2188	52.5	27590	181	92t	68.9
3. Josh Allen	2018-2023(6)	94	3145	1989	63.2	22703	167	98t	92.2
4. Jack Kemp	1962-1969(7)	88	2240	1039	46.4	15134	77	94	55.8
5. Ryan Fitzpatrick	2009-2012(4)	55	1742	1041	59.8	11654	80	98t	79.8
6. Drew Bledsoe	2002-2004(3)	48	1531	905	59.1	10151	55	73t	79.2
7. Tyrod Taylor	2015-2017(3)	44	1236	774	62.6	8857	51	84t	92.5
8. Doug Flutie	1998-2000(3)	39	1063	598	56.3	7582	47	84t	81.7
9. Dennis Shaw	1970-1973(4)	45	916	485	52.9	6286	35	75t	57.1
10. J.P. Losman	2004-2008(5)	42	941	558	59.3	6211	33	87t	75.6
11. Trent Edwards	2007-2010(4)	34	878	535	60.9	5739	25	70t	76.8
12. Rob Johnson	1998-2001(4)	30	663	401	60.5	4798	27	74t	85.5
13. EJ Manuel	2013-2016(4)	28	547	319	58.3	3502	19	80t	77.5
14. Todd Collins	1995-1997(3)	28	519	284	54.7	3218	16	95t	68.5
15. Kyle Orton	2014-2014(1)	12	447	287	64.2	3018	18	84	87.8
16. Alex Van Pelt	1995-2003(9)	32	477	262	54.9	2985	16	80t	64.1
17. Frank Reich	1985-1994(9)	93	377	222	58.9	2540	18	63t	81.9
18. Daryle Lamonica	1963-1966(4)	56	353	150	42.5	2499	16	93	55
19. Johnny Green	1960-1961(2)	18	354	145	41	2170	16	70	59.2
20. Warren Rabb	1961-1962(2)	23	251	101	40.2	1782	15	76	58.6

MOST TD PASSES, CAREER

Player	TDs
1. Jim Kelly.....	237
2. Joe Ferguson.....	181
3. Josh Allen.....	167

MOST COMPLETIONS, CAREER

Player	Comps
1. Jim Kelly.....	2,874
2. Joe Ferguson.....	2,188
3. Josh Allen.....	1,989

BEST QB RATING, CAREER

Player	QB Rating
1. Tyrod Taylor.....	92.5
2. Josh Allen.....	92.2
3. Jim Kelly.....	84.4

MOST ATTEMPTS, CAREER

Player	Atts
1. Jim Kelly.....	4,779
2. Joe Ferguson.....	4,166
3. Josh Allen.....	3,145

BEST COMPLETION %, CAREER

Player	Comp%
1. Josh Allen.....	63.2
2. Tyrod Taylor.....	62.6
3. Jim Kelly.....	60.1

MOST INTS, CAREER

Player	INTs
1. Joe Ferguson.....	190
2. Jim Kelly.....	175
3. Jack Kemp.....	132

[Min. 500 attempts]



ALL-TIME REGULAR SEASON PASSING

MOST PASSING YARDS, SEASON

Player	Season	G	Att	Cmp	Pct	Yds	TD	Int	Lg	Rate
1. Josh Allen	2020	16	572	396	69.2	4544	37	10	55	107.2
2. Josh Allen	2021	17	646	409	63.3	4407	36	15	61	92.2
3. Drew Bledsoe	2002	16	610	375	61.5	4359	24	15	73†	86
4. Josh Allen	2023	17	579	385	66.5	4306	29	18	81†	92.2
5. Josh Allen	2022	16	567	359	63.3	4238	35	14	98†	96.6
6. Jim Kelly	1991	15	474	304	64.1	3844	33	17	77†	97.6
7. Ryan Fitzpatrick	2011	16	569	353	62	3832	24	23	60†	79.1
8. Joe Ferguson	1981	16	498	252	50.6	3652	24	20	67†	74.1
9. Jim Kelly	1986	16	480	285	59.4	3593	22	17	84†	83.3
10. Joe Ferguson	1979	16	458	238	52	3572	14	15	84†	74.4

MOST ATTEMPTS, SEASON

Player	Atts
1. Josh Allen (2021)	646
2. Drew Bledsoe (2002).....	610
3. Josh Allen (2023).....	579

BEST COMPLETION %, SEASON

Player	Comp%
1. Josh Allen (2020).....	69.2
2. Kelly Holcomb (2005).....	67.4
3. Josh Allen (2023).....	66.5

LOWEST INT %, SEASON

Player	INT %
1. Joe Ferguson (1976)	0.7
2. Tyrod Taylor (2017).....	1.0
3. Doug Flutie (2000)	1.3

MOST COMPLETIONS, SEASON

Player	Comps
1. Josh Allen (2021).....	409
2. Josh Allen (2020).....	396
3. Josh Allen (2023).....	385

BEST QB RATING, SEASON

Player	QB Rating
1. Josh Allen (2020).....	107.2
2. Jim Kelly (1990).....	101.2
3. Tyrod Taylor (2015).....	99.4

MOST INTS, SEASON

Player	INTs
1. Dennis Shaw (1971).....	26
2. Joe Ferguson (1983)	25
3. Joe Ferguson (1977)	24

MOST TD PASSES, SEASON

Player	TDs
1. Josh Allen (2020).....	37
2. Josh Allen (2021).....	36
3. Josh Allen (2022).....	35

FEWEST INTS, SEASON

Player	INTs
1. Joe Ferguson (1976).....	1
2. Doug Flutie (2000)	3
3. Tyrod Taylor (2017)	4

LONGEST PASSING PLAYS

Yards	Player	Game
98	Josh Allen (to Gabe Davis)	10/9/22 vs. Pittsburgh
98	Ryan Fitzpatrick (to Terrell Owens)	11/22/09 at Jax.
95	Todd Collins (to Quinn Early)	12/1/96 at Indianapolis
94	Jack Kemp (to Glenn Bass)	10/11/64 at Houston



ALL-TIME REGULAR SEASON PASSING

MOST PASSING YARDS, GAME

Rank	Yards	Player/Game
1.	463	Drew Bledsoe 9/15/02 at Minnesota
2.	424	Josh Allen 10/9/22 vs. Pittsburgh
2.	419	Joe Ferguson 10/9/83 vs. Miami

MOST TOUCHDOWN PASSES, GAME

Rank	TDs	Player/Game
1.	6	Jim Kelly 9/8/91 vs. Pittsburgh
2.	5	Joe Ferguson 9/23/79 vs. N.Y. Jets Joe Ferguson 10/9/83 at Miami Jim Kelly 9/24/89 at Houston (OT) Jim Kelly 10/21/91 vs. Cincinnati

MOST ATTEMPTS, GAME

Rank	Atts	Player/Game
1.	63	Josh Allen 9/25/22 at Miami
2.	57	Kyle Orton 12/7/14 at Denver
3.	55	Joe Ferguson 10/9/83 at Miami
4.	53	Drew Bledsoe 10/6/02 vs. Oakland
5.	52	Jim Kelly 12/8/91 at L.A. Raiders

MOST COMPLETIONS, GAME

Rank	Comps	Player/Game
1.	42	Josh Allen 9/25/22 at Miami
2.	38	Joe Ferguson 10/9/83 at Miami Kyle Orton 12/7/14 at Denver
4.	35	Josh Allen 10/18/21 at Tennessee
	35	Drew Bledsoe 9/15/02 at Minnesota

BEST COMPLETION %, GAME

Rank	Comp%	Player/Game
1.	84.00%	Josh Allen (21-25) 10/1/23 vs. Miami
2.	83.87%	Josh Allen (26-31) 9/8/22 at LA Rams
3.	83.78%	Josh Allen (31-37) 9/17/23 vs. Las Vegas
4.	83.33%	Trent Edwards (25-30) 10/19/08 vs. San Diego
5.	82.86%	Jim Kelly (29-35) 11/24/94 at Detroit

MOST INTERCEPTIONS, GAME

Rank	INTs	Player/Game
1.	6	Joe Ferguson 11/10/74 vs. Houston

MOST CONSECUTIVE COMPLETIONS

Player	Game(s)	COMP
1. Trent Edwards	9/7/08 vs. SEA - 9/14/08 at JAX	16
2. Jim Kelly	2/23/89 at NYJ - 9/9/90 vs. Ind	15



ALL-TIME REGULAR SEASON RUSHING

ALL-TIME LEADING RUSHERS

Player	Season	G	Att	Yds	Avg	Lg	TD	Att/G	Yds/G
1. Thurman Thomas	1988-1999(12)	173	2849	11938	4.19	80†	65	16.5	69.0
2. O.J. Simpson	1969-1977(9)	112	2123	10183	4.80	94†	57	19	90.9
3. Fred Jackson	2007-2014(8)	106	1279	5646	4.41	80†	30	12.1	53.3
4. Joe Cribbs	1980-1985(5)	64	1082	4445	4.11	62†	21	16.9	69.5
5. Travis Henry	2001-2004(4)	54	963	3849	4.00	64	27	17.8	71.3
6. LeSean McCoy	2015-2018(4)	57	885	3814	4.31	75†	24	15.5	66.9
7. Josh Allen	2018-2023(6)	94	657	3611	5.50	45	53	7.0	38.4
8. Wray Carlton	1960-1967(8)	87	819	3368	4.11	80	29	9.4	38.7
9. Willis McGahee	2004-2006(3)	46	868	3365	3.88	57†	24	18.9	73.2
10. C.J. Spiller	2010-2014(5)	70	668	3321	4.97	77	12	9.5	47.4
11. Devin Singletary	2019-2022(4)	61	672	3151	4.69	51†	16	11.0	51.7
12. Cookie Gilchrist	1962-1964(3)	42	676	3056	4.52	67	31	16.1	72.8
13. Antowain Smith	1997-2000(4)	57	760	2932	3.86	59	26	13.3	51.4
14. Jim Braxton	1971-1978(8)	80	721	2842	3.94	36	23	9	35.5
15. Marshawn Lynch	2007-2010(4)	45	687	2765	4.02	56†	17	15.3	61.4
16. Kenneth Davis	1989-1994(6)	96	561	2460	4.39	78†	23	5.8	25.6
17. Greg Bell	1984-1987(4)	40	589	2420	4.11	85†	19	14.7	60.5
18. Curtis Brown	1977-1982(6)	76	564	2171	3.85	58†	8	7.4	28.6
19. Roland Hooks	1976-1982(7)	98	399	1682	4.22	66	12	4.1	17.2
20. James Cook	2022-2023(2)	33	326	1629	5.00	42	4	9.9	49.4

MOST RUSHING YARDS, SEASON

Player	Season	G	Att	Yds	Avg	Lg	TD	Att/G	Yds/G
1. O.J. Simpson	1973 Buf	14	332	2003	6.03	80†	12	23.7	143.1
2. O.J. Simpson	1975 Buf	14	329	1817	5.52	88†	16	23.5	129.8
3. O.J. Simpson	1976 Buf	14	290	1503	5.18	75†	8	20.7	107.4
4. Thurman Thomas	1992 Buf	16	312	1487	4.77	44	9	19.5	92.9
5. Travis Henry	2002 Buf	16	325	1438	4.42	34	13	20.3	89.9
6. Thurman Thomas	1991 Buf	15	288	1407	4.89	33	7	19.2	93.8
7. Travis Henry	2003 Buf	15	331	1356	4.1	64	10	22.1	90.4
8. Thurman Thomas	1993 Buf	16	355	1315	3.7	27	6	22.2	82.2
9. Thurman Thomas	1990 Buf	16	271	1297	4.79	80†	11	16.9	81.1
10. LeSean McCoy	2016 Buf	15	234	1267	5.41	75†	13	15.6	84.5
11. O.J. Simpson	1972 Buf	14	292	1251	4.28	94†	6	20.9	89.4
12. Willis McGahee	2005 Buf	16	325	1247	3.84	27	5	20.3	77.9
13†. C.J. Spiller	2012 Buf	16	207	1244	6.01	62	6	12.9	77.8
13†. Thurman Thomas	1989 Buf	16	298	1244	4.17	38	6	18.6	77.8
15. Joe Cribbs	1980 Buf	16	306	1185	3.87	48	11	19.1	74.1



ALL-TIME REGULAR SEASON RUSHING

MOST RUSHING ATTEMPTS, CAREER

Rank	Atts	Player/Seasons
1.	2,849	Thurman Thomas 1988-99
2.	2,123	O.J. Simpson 1969-77
3.	1,279	Fred Jackson 2007-14
4.	1,082	Joe Cribbs 1980-83, 1985
5.	963	Travis Henry 2001-04

MOST RUSHING TOUCHDOWNS, CAREER

Rank	TDs	Player/Seasons
1.	65	Thurman Thomas 1988-99
2.	57	O.J. Simpson 1969-77
3.	53	Josh Allen 2018-23
4.	31	Cookie Gilchrist 1962-64
5.	30	Fred Jackson 2007-14
6.	29	Wray Carlton 1960-67

BEST RUSHING AVERAGE, CAREER

Rank	Avg	Player/Seasons
1.	5.57	Tyrod Taylor 2015-17
2.	5.50	Josh Allen 2018-23
3.	5.00	James Cook 2022-23
4.	4.97	C.J. Spiller 2010-14
5.	4.80	O.J. Simpson 1969-77

MOST 100 YARD GAMES, CAREER

Rank	Games	Player/Seasons
1.	46	Thurman Thomas 1988-99
2.	41	O.J. Simpson 1969-77

LONGEST RUSHING PLAYS

Player	Game	Long
1. O.J. Simpson	10/29/72 vs. PITT	94t
2. O.J. Simpson	9/28/75 vs. PITT	88t
3. Greg Bell	11/18/84 vs. DAL	85t
4t. Wray Carlton	12/5/65 at HOU	80t
4t. O.J. Simpson	11/18/84 vs. DAL	80t
4t. Thurman Thomas	11/18/90 vs. NE	80t
4t. Fred Jackson	10/16/11 at NYG	80t

MOST RUSHING ATTEMPTS, SEASON

Rank	ATTs	Player/Season
1.	355	Thurman Thomas 1993
2.	332	O.J. Simpson 1973
3.	331	Travis Henry 2003
4.	329	O.J. Simpson 1975
5.	325	Travis Henry 2002 Willis McGahee 2005

MOST RUSHING TOUCHDOWNS, SEASON

Rank	TDs	Player/Season
1.	16	O.J. Simpson 1975
2.	15	Josh Allen 2023
3.	13	Cookie Gilchrist 1962 Travis Henry 2002 Willis McGahee 2004 LeSean McCoy 2016

BEST RUSHING AVERAGE, SEASON

Rank	Avg	Player/Season
1.	6.25	Josh Allen 2021
2.	6.15	Josh Allen 2022
3.	6.03	O.J. Simpson 1973

MOST 1,000 YARD RUSHING SEASONS

Rank	1,000 Yard Seasons	Player
1.	8	Thurman Thomas
2.	5	O.J. Simpson
3.	3	Joe Cribbs

MOST 100 YARD GAMES, SEASON

Rank	Games	Player/Seasons
1.	11	O.J. Simpson 1973
2.	9	Thurman Thomas 1992
3.	8	O.J. Simpson 1975 Thurman Thomas 1991



ALL-TIME REGULAR SEASON RUSHING

MOST RUSHING YARDS, GAME

Rank	Yards	Player/Game
1.	273	O.J. Simpson 11/25/76 at Detroit
2.	250	O.J. Simpson 9/16/73 at New England
3.	243	Cookie Gilchrist 12/8/63 vs. N.Y. Jets
4.	227	O.J. Simpson 9/28/75 at Pittsburgh
5.	219	O.J. Simpson 12/9/73 vs. New England

MOST RUSHING ATTEMPTS, GAME

Rank	Atts	Player/Game
1.	39	O.J. Simpson 10/29/73 vs. Kansas City
2.	37	Thurman Thomas 11/8/92 vs. Pittsburgh Willis McGahee 11/7/04 vs. N.Y. Jets
4.	36	Cookie Gilchrist 12/8/63 vs. N.Y. Jets Joe Cribbs 12/4/83 at Kansas City

MOST RUSHING TOUCHDOWNS, GAME

Rank	TDs	Player/Game
1.	5	Cookie Gilchrist 12/8/63 vs. N.Y. Jets
2.	4	Roland Hooks 9/9/79 vs. Cincinnati Willis McGahee 11/28/04 at Seattle

BEST RUSHING AVERAGE, GAME

Rank	AVG	Player/Game
1.	13.45	Wray Carlton 12/5/65 at Houston
2.	12.07	C.J. Spiller 9/9/12 at N.Y. Jets
3.	11.89	Thurman Thomas 9/24/90 at N.Y. Jets
4.	11.59	O.J. Simpson 11/17/75 at Cincinnati
5.	10.75	Antowain Smith 9/21/97 vs. Indianapolis

*Min. 10 attempts

MOST CONSECUTIVE RUSHING TD

Player	Games	Total
1t. Cookie Gilchrist	9/30/62 at DAL - 11/11/62 at SD	7
1t. O.J. Simpson	11/9/75 vs. BAL - 12/20/75 vs. MIN	7
3t. O.J. Simpson	9/21/75 vs. NYJ - 10/26/75 vs. MIA	6
3t. Robb Riddick	(10/9/88 vs. IND - 11/14/88 at MIA	6

LONGEST NON-SCORING RUSHING PLAYS

Player	Game	Long
1. C.J. Spiller	12/1/13 vs. ATL	77
2. Terry Miller	11/18/79 vs. GB	75
3. Wayne Patrick	10/11/69 vs. BOS	72
4. O.J. Simpson	12/9/73 vs. NE	71
5. Ben Gregory	9/29/68 vs. NYJ	67



ALL-TIME REGULAR SEASON RECEIVING

ALL-TIME LEADING RECEIVERS

Player	Season	G	Rec	Yds	Avg	Lg	TD
1. Andre Reed	1985-1999(15)	221	941	13095	13.9	83t	86
2. Eric Moulds	1996-2005(10)	154	675	9096	13.5	84t	48
3. Thurman Thomas	1988-1999(12)	173	456	4341	9.5	74t	22
4. Stefon Diggs	2020-2023(4)	66	445	5372	12.1	61	37
5. Lee Evans	2004-2010(7)	109	377	5934	15.7	87t	43
6. Fred Jackson	2007-2014(8)	106	322	2640	8.2	65t	7
7. Josh Reed	2002-2009(8)	115	311	3575	11.5	52	10
8. Pete Metzelaars	1985-1994(10)	156	302	2921	9.7	53t	25
9. Stevie Johnson	2008-2013(6)	75	301	3832	12.7	63	28
10. Bob Chandler	1971-1979(9)	116	295	3999	13.6	58t	34
11. Elbert Dubenion	1960-1968(9)	103	294	5294	18	89	35
12. Peerless Price	1999-2007(6)	84	288	3772	13.1	73t	25
13. Jerry Butler	1979-1986(7)	88	278	4301	15.5	75t	29
14. Frank Lewis	1978-1983(6)	80	269	4638	17.2	92t	24
15. Cole Beasley	2019-2021(3)	46	231	2438	10.6	51	11
16. Jay Riemersma	1997-2002(6)	90	204	2304	11.3	38	20
17. Robert Woods	2013-2016(4)	57	203	2451	12.1	57	12
18. Scott Chandler	2010-2014(5)	65	182	2120	11.6	43	17
19. Joe Cribbs	1980-1985(5)	64	180	1783	9.9	65t	15
20. Charles Clay	2015-2018(4)	54	178	1822	10.2	44	9

MOST RECEIVING YARDS, CAREER

Rank	Yards	Player/Seasons
1.	13,095	Andre Reed 1985-99
2.	9,096	Eric Moulds 1996-2005
3.	5,934	Lee Evans 2004-10
4.	5,372	Stefon Diggs 2020-23
5.	5,294	Elbert Dubenion 1960-68

BEST RECEIVING AVERAGE, CAREER

Rank	Yards	Player/Seasons
1.	18.12	James Lofton 1989-92
2.	18.09	Haven Moses 1968-72
3.	17.94	Elbert Dubenion 1960-68
4.	17.28	Glenn Bass 1961-66
5.	17.24	Frank Lewis 1978-83

MOST RECEIVING TOUCHDOWNS, CAREER

Rank	TDs	Player/Seasons
1.	86	Andre Reed 1985-99
2.	48	Eric Moulds 1996-2005
3.	43	Lee Evans 2004-10
4.	37	Stefon Diggs 2020-23
5.	35	Elbert Dubenion 1960-68

100-YARD RECEIVING GAMES, CAREER

Rank	Games	Player/Seasons
1.	36	Andre Reed 1985-99
2.	26	Eric Moulds 1996-2005
3.	21	Stefon Diggs 2020-23
4.	16	Elbert Dubenion 1960-68
5.	14	Frank Lewis 1978-83 Lee Evans 2004-10



ALL-TIME REGULAR SEASON RECEIVING

MOST RECEIVING YARDS, SEASON

Rank	Yards	Player/Season
1.	1,535	Stefon Diggs 2020
2.	1,429	Stefon Diggs 2022
3.	1,368	Eric Moulds 1998
4.	1,326	Eric Moulds 2000
5.	1,312	Andre Reed 1989

MOST RECEPTIONS, SEASON

Rank	Rec	Player/Season
1.	127	Stefon Diggs 2020
2.	108	Stefon Diggs 2022
3.	107	Stefon Diggs 2023
4.	103	Stefon Diggs 2021
5.	100	Eric Moulds 2002

MOST RECEIVING TOUCHDOWNS, SEASON

Rank	Rec	Player/Season
1.	11	Bill Brooks 1995 Stefon Diggs 2022
2.	10	Stefon Diggs 2021 Elbert Dubenion 1964 Bob Chandler 1976 Andre Reed 1991 Eric Moulds 2002 Stevie Johnson 2010

BEST RECEIVING AVERAGE, SEASON

Rank	Avg	Player/Season
1.	27.12	Elbert Dubenion 1964
2.	22.88	Chris Burkett 1986
3.	20.86	Glenn Bass 1964
4.	20.42	Eric Moulds 1998
5.	20.34	James Lofton 1990

100-YARD RECEIVING GAMES, SEASON

Rank	Games	Player/Seasons
1.	7	Stefon Diggs 2020 Andre Reed 1989 Eric Moulds 2020

MOST RECEIVING YARDS, GAME

Rank	Yards	Player/Game
1.	265	Lee Evans 11/19/06 at Houston
2.	255	Jerry Butler 9/23/79 vs. N.Y. Jets
3.	231	Glenn Bass 11/8/64 at N.Y. Jets

MOST RECEPTIONS, GAME

Rank	Rec	Player/Game
1.	15	Andre Reed 11/20/94 vs. GB
2.	13	Greg Bell 9/8/85 vs. San Diego Andre Reed 9/18/89 vs. Denver Thurman Thomas 9/15/91 at N.Y. Jets Peerless Price 9/15/02 at Minnesota

MOST RECEIVING TOUCHDOWNS, GAME

Rank	Rec	Player/Game
1.	4	Jerry Butler 9/23/79 vs. N.Y. Jets Don Beebe 9/8/91 vs. Pittsburgh

CONSECUTIVE 100-YARD RECEIVING GAMES

Player	Games	Total
1t. Stefon Diggs	9/24/23 at WAS - 10/15/23 vs. NYG	4
2t. Stefon Diggs	12/13/20 vs. PIT - 12/28/20 at NE	3
2t. Elbert Dubenion	10/11/64 at HOU - 10/24/64 vs. NYJ	3
2t. Andre Reed	9/18/89 vs. DEN - 10/1/89 vs. NE	3



ALL-TIME REGULAR SEASON SCRIMMAGE YARDS

ALL-TIME LEADING SCRIMMAGE

	Player	Season	G	Touch	Scrim Yards	ScrimYds /Game	Scrim TD
1	Thurman Thomas	1988-1999(12)	173	3305	16279	94.1	87
2	Andre Reed	1985-1999(15)	221	1016	13595	61.5	87
3	O.J. Simpson	1969-1977(9)	112	2298	12107	108.1	69
4	Eric Moulds	1996-2005(10)	154	703	9253	60.1	48
5	Fred Jackson	2007-2014(8)	106	1601	8286	78.2	37

MOST TOTAL YARDS FROM SCRIMMAGE, SEASON

	Player	Season	G	Touch	Scrim Yards	ScrimYds /Game	Scrim TD
1	O.J. Simpson	1975	14	357	2243	160.2	23
2	Thurman Thomas	1992	16	370	2113	132.1	12
3	O.J. Simpson	1973	14	338	2073	148.1	12
4	Thurman Thomas	1991	15	350	2038	135.9	12
5	Thurman Thomas	1989	16	358	1913	119.6	12

MOST TOUCHES, CAREER

Rank	Touches	Player/Seasons
1.	3,305	Thurman Thomas 1988-99
2.	2,298	O.J. Simpson 1969-77
3.	1,601	Fred Jackson 2007-14
4.	1,262	Joe Cribbs 1980-85
5.	1,066	Travis Henry 2001-04

MOST TOUCHES, SEASON

Rank	Touches	Player/Season
1.	403	Thurman Thomas 1993
2.	370	Thurman Thomas 1992
3.	368	Travis Henry 2002
4.	359	Travis Henry 2003
5.	358	Thurman Thomas 1989
	358	O.J. Simpson 1975

BEST YARDS PER TOUCH, CAREER

Rank	Avg	Player/Seasons
1.	13.4	Andre Reed 1985-99
2.	5.5	C.J. Spiller 2010-14
3.	5.3	O.J. Simpson 1969-77
4.	5.2	Cookie Gilchrist 1962-1964
5.	5.2	Fred Jackson 2007-14

BEST YARDS PER TOUCH, SEASON

Rank	Avg	Player/Season
1.	13.9	Andre Reed 1994
2.	12.9	Eric Moulds 2002
3.	6.8	Larry Centers 2001
4.	6.8	C.J. Spiller 2012

TOP SINGLE-GAME SCRIMMAGE YARD TOTALS

Yards	Player	Game
273	O.J. Simpson	11/25/76 at Detroit
268	Thurman Thomas	9/1/91 vs. Miami



ALL-TIME REGULAR SEASON INTERCEPTIONS

ALL-TIME INTERCEPTIONS LEADERS

Player	Season	G	Int	Yds	Avg	Long	TD
1. Butch Byrd	1964-1971(8)	112	40	666	16.7	75	5
2. Tony Greene	1971-1979(9)	128	37	628	17.0	101†	2
3. Mark Kelso	1986-1993(8)	99	30	327	10.9	78†	1
4. Charles Romes	1977-1986(10)	151	28	493	17.6	85†	1
5. Nate Odomes	1987-1993(7)	108	26	224	8.6	48	1
6. Mario Clark	1976-1983(8)	115	25	438	17.5	53	0
7†. Nate Clements	2001-2006(6)	96	23	341	14.8	58†	5
7†. Booker Edgerson	1962-1969(8)	100	23	421	18.3	91	2
7†. Steve Freeman	1975-1986(12)	178	23	329	14.3	50†	3
10†. Jordan Poyer	2017-2023(7)	107	22	151	6.9	26	1
10†. Jairus Byrd	2009-2013(5)	73	22	409	18.6	57	2
10†. George Saimes	1963-1969(7)	91	22	238	10.8	32	0

LONGEST INT RETURN

Player	Long
1. Tony Greene (1976)	101†
2. Tom Janik (1972)	100†
3. Booker Edgerson (1964)	91
4†. Charles Romes (1978)	85†
4†. Henry Jones (1993)	85†

MOST INTERCEPTIONS, SEASON

Rank	Touches	Player/Seasons
1	10	Billy Atkins 1961 Tom Janik 1967
3.	9	Tony Greene 1974 Tony Greene 1977 Nate Odomes 1993 Jairus Byrd 2009

MOST INTS RETURNED FOR A TD, CAREER

Rank	TDs	Player/Seasons
1.	5	George "Butch" Byrd 1964-70 Tom Janik 1965-68 Nate Clements 2001-06
2.	4	Henry Jones 1991-2000
3.	3	Steve Freeman 1975-80

MOST INTERCEPTIONS, GAME

Rank	Rec	Player/Game
1.	3	Billy Atkins 10/16/60 vs. N.Y. Titans Marv Matuszak 10/7/62 at Houston Charley Warner 9/19/65 at Denver Tom Janik 12/9/67 at Boston George "Butch" Byrd 10/5/69 at Houston Tony Greene 10/30/77 at Seattle Jeff Nixon 9/7/80 vs. Miami Mark Kelso 12/12/92 vs. Denver Nate Clements 10/20/02 at Miami

MOST INTS RETURNED FOR A TD, SEASON

Rank	TDs	Player/Season
1.	2	Tom Janik 1966 Tom Janik 1967 Booker Edgerson 1968 Henry Jones 1992 Brandon Spoon 2001 Takeo Spikes 2004 Jabari Greer 2008

MOST INTERCEPTION YARDS, CAREER

Rank	Yards	Player/Seasons
1.	666	George "Butch" Byrd 1964-70
2.	628	Tony Greene 1971-79
3.	495	Tom Janik 1965-68
4.	493	Charles Romes 1977-86



ALL-TIME REGULAR SEASON SACKS/MISC TDS

MOST SACKS, CAREER

Rank	Sacks	Player/Seasons
1.	171.0	Bruce Smith 1985-99
2.	78.0	Aaron Schobel 2001-09
3.	61.5	Phil Hansen 1991-2001
4.	53.0	Jerry Hughes 2013-2021
5.	52.5	Cornelius Bennett 1987-95
6.	48.5	Kyle Williams 2006-2018
7.	43.0	Mario Williams 2012-15
8.	38.5	Darryl Talley 1983-94
9.	35.0	Marcell Dareus 2011-2017

MOST SACKS, SEASON

Rank	Sacks	Player/Season
1.	19.0	Bruce Smith 1990
2.	17.5	Bryce Paup 1995
3.	15.0	Bruce Smith 1986
4.	14.5	Mario Williams 2014
5.	14.0	Bruce Smith 1993 Bruce Smith 1992 Bruce Smith 1997

MOST SACKS, GAME

Rank	Sacks	Player/Game
1.	4.5	Mario Williams 9/15/13 vs. Carolina
2.	4.0	Cornelius Bennett 12/27/87 at Philadelphia Bruce Smith 12/9/90 at Indianapolis Bruce Smith 9/18/94 at Houston
5.	3.5	Mario Williams 11/13/14 at Miami

Note: The Bills record book only includes figures since 1982 when sacks first became an official NFL statistic

LONGEST FUMBLE RETURN FOR A TD

Rank	Return	Player/Game
1.	87	Dave Kilson 9/25/83 vs. Houston
2.	74	Da'Norris Searcy 9/8/13 vs. New England
3.	68	Terrence McGee 11/12/06 at Indianapolis

MOST FUMBLE RETURN TDS, CAREER

Rank	Returns	Player/Seasons
1.	2	Jerry Hughes 2013-2020 Nate Odomes 1987-1993 Ahmad Rashad 1987-1993

LONGEST BLOCKED PUNT TD RETURN

Rank	Return	Player/Game
1.	38	James Williams 10/7/90 vs. L.A. Raiders
2.	36	Stan David 12/8/84 at N.Y. Jets
3.	18	Gabe Northern 11/10/96 at Philadelphia

LONGEST BLOCKED FIELD GOAL TD

Rank	Return	Player/Game
1.	80	Cornelius Bennett 9/30/90 vs. Denver
2.	76	Charles Romea 9/2/79 vs. Miami Mark Kelso 9/24/89 at Houston
4.	72	Jim Dunaway 11/13/66 vs. N.Y. Jets



ALL-TIME REGULAR SEASON PUNTING

ALL-TIME LEADING PUNTERS, GROSS

	Player	Season	G	Punt	Blk	Yds	Avg	TB	In20
1.	Sam Martin	2022-2023 (2)	33	96	1	4,480	46.7	8	40
2.	Corey Bojorquez	2018-2020 (3)	40	165	2	7423	45.0	18	74
3.	Shawn Powell	2012-2013 (2)	18	100	0	4473	44.7	7	33
4.	Colton Schmidt	2014-2018 (5)	67	338	0	14877	44.0	20	105
5.	Brian Moorman	2001-2013(13)	190	923	2	40370	43.7	82	259

MOST PUNTS, CAREER

Rank	Punts	Player/Seasons
1.	923	Brian Moorman 2001-13
2.	769	Chris Mohr 1991-2000
3.	552	Paul Maguire 1964-70

MOST PUNTS INSIDE THE 20, CAREER

Rank	Punts	Player/Seasons
1.	259	Brian Moorman 2001-13
2.	190	Chris Mohr 1991-2000
3.	130	Paul Maguire 1964-70

LONGEST PUNT

Rank	Punt	Player/Game
1.	84	Brian Moorman 12/22/02 at Green Bay
2.	80	Chris Mohr 10/13/96 vs. Miami Brian Moorman 9/12/04 vs. Jacksonville

MOST PUNTS, SEASON

Rank	Punts	Player/Season
1.	101	Chris Mohr 1996
2.	100	Paul Maguire 1968
3.	96	Rusty Jackson 1979

MOST PUNTS INSIDE THE 20, SEASON

Rank	Punts	Player/Season
1.	34	Corey Bojorquez 2019
2.	33	John Kidd 1985 Brian Moorman 2006

BEST GROSS AVERAGE, SEASON

Rank	Avg	Player/Season
1.	50.78	Corey Bojorquez 2020
2.	48.22	Brian Moorman 2011
3.	47.68	Sam Martin 2022

BEST GROSS AVERAGE, GAME

Rank	Avg	Player/Game
1.	57.83	Brian Moorman 10/8/06 at Chicago
2.	56.50	Brian Moorman 9/7/03 vs. New England
3.	55.14	Paul Maguire 9/21/69 vs. Houston

MOST PUNTS, GAME

Rank	Punts	Player/Game
1.	11	Paul Maguire 10/15/67 vs. Oakland Paul Maguire 12/7/68 at Houston Marv Bateman 11/15/76 at Dallas Chris Mohr 10/6/96 vs. Indianapolis



ALL-TIME REGULAR SEASON PUNT RETURNS

ALL-TIME LEADING PUNT RETURNERS

	Player	Season	G	PR	FC	Yds	Avg	Lg	TD
1	Roscoe Parrish	2005-2011(7)	77	135	52	1622	12	82†	3
2	Jeff Burris	1994-1997(4)	54	100	22	1045	10.5	57	0
3	Leodis McKelvin	2008-2015(8)	98	99	53	1021	10.3	88†	3
4	Keith Moody	1976-1979(4)	58	88	29	920	10.5	91†	3
5	Kevin Williams	1998-1999(2)	32	70	28	700	10	73	0

MOST PUNT RETURNS, CAREER

Rank	Returns	Player/Seasons
1.	135	Roscoe Parrish 2005-11
2.	100	Jeff Burris 1994-97
3.	99	Leodis McKelvin 2008-15

MOST PUNT RETURN YARDS, CAREER

Rank	Yards	Player/Seasons
1.	1,622	Roscoe Parrish 2005-11
2.	1,045	Jeff Burris 1994-97
3.	1,021	Leodis McKelvin 2008-15

MOST PUNT RETURN TDs, CAREER

Rank	TDs	Player/Seasons
1.	3	Keith Moody 1976-79 Roscoe Parrish 2005-11 Leodis McKelvin 2008-15

BEST PUNT RETURN AVERAGE, CAREER

Rank	Avg	Player/Seasons
1.	12.08	C.J. Spiller 2010-14
2.	12.01	Roscoe Parrish 2005-11
3.	12.00	Clifford Hicks 1990-92

LONGEST PUNT RETURN

Rank	Return	Player/Game
1.	96	Deonte Harty 1/7/24 at Miami
2.	91	Keith Moody 10/23/77 vs. Cleveland
3.	88	Leodis McKelvin 9/16/12 vs. Kansas City

MOST PUNT RETURNS, SEASON

Rank	Returns	Player/Season
1.	43	Donnie Walker 1974
2.	42	Robb Riddick 1983
3.	38	Keith Moody 1979

MOST PUNT RETURN YARDS, SEASON

Rank	Yards	Player/Season
1.	440	Roscoe Parrish 2007
2.	431	Leodis McKelvin 2012
3.	384	Donnie Walker 1974

MOST PUNT RETURN TDs, SEASON

Rank	TDs	Player/Season
1.	2	Leodis McKelvin 2012
2.	1	On 23 occasions (Last: Isaiah McKenzie 2020)

BEST PUNT RETURN AVERAGE, SEASON

Rank	Avg	Player/Season
1.	18.74	Leodis McKelvin 2012
2.	16.30	Roscoe Parrish 2007
3.	15.33	Roscoe Parrish 2008



ALL-TIME REGULAR SEASON KICK RETURNS

ALL-TIME LEADING KICK RETURNERS

	Player	Season	G	KR	Yds	Avg	Lg	TD
1	Terrence McGee	2003-2012(10)	122	207	5450	26.3	104†	5
2	Leodis McKelvin	2008-2015(8)	98	95	2471	26	98†	1
3	Keith Moody	1976-1979(4)	58	101	2168	21.5	45	0
4	Eric Moulds	1996-2005(10)	154	96	2128	22.2	97†	1
5	Kevin Williams	1998-1999(2)	32	89	1899	21.3	62	0

MOST KICK RETURNS, CAREER

Rank	Returns	Player/Seasons
1.	207	Terrence McGee 2003-12
2.	101	Keith Moody 1976-79
3.	96	Eric Moulds 1996-2005
4.	95	Leodis McKelvin 2008-15

MOST KICK RETURN YARDS, CAREER

Rank	Yards	Player/Seasons
1.	5,450	Terrence McGee 2003-12
2.	2,471	Leodis McKelvin 2008-15
3.	2,168	Keith Moody 1976-79

MOST KICK RETURN TDS, CAREER

Rank	TDs	Player/Seasons
1.	5	Terrence McGee 2003-12
2.	3	Charley Warner 1964-66
3.	2	Nyheim Hines 2022 Wallace Francis 1973-74 C.J. Spiller 2010-14

BEST KICK RETURN AVERAGE, CAREER

Rank	Avg	Player/Seasons
1.	30.00	O.J. Simpson 1969-77
2.	28.51	Andre Roberts 2019-20
3.	27.23	Wallace Francis 1973-74

LONGEST KICK RETURN

Rank	Return	Player/Game
1.	104	Terrence McGee 12/5/04 at Miami (TD)

MOST KICK RETURNS, SEASON

Rank	Returns	Player/Season
1.	64	Charlie Rogers 2002
2.	52	Eric Moulds 1996 Terrence McGee 2004 Terrence McGee 2006 Leodis McKelvin 2008

MOST KICK RETURN YARDS, SEASON

Rank	Yards	Player/Season
1.	1,468	Leodis McKelvin 2008
2.	1,391	Terrence McGee 2005
3.	1,370	Terrence McGee 2004

MOST KICK RETURN TDS, SEASON

Rank	TDs	Player/Season
1.	3	Terrence McGee 2004
2.	2	Nyheim Hines 2022 Charley Warner 1965 Wallace Francis 1973

BEST KICK RETURN AVERAGE, SEASON

Rank	Avg	Player/Season
1.	30.24	Terrence McGee 2005
2.	30.03	Andre Roberts 2020
3.	29.87	Wallace Francis 1973
4.	28.33	Leodis McKelvin 2012



ALL-TIME REGULAR SEASON ROOKIE RECORDS

PASSING

MOST ATTEMPTS, Season

1. Dennis Shaw, 1970 321
2. **Josh Allen, 2018** **320**
3. EJ Manuel, 2013..... 306
4. Trent Edwards, 2007 269
5. John Green, 1960..... 228

MOST COMPLETIONS, Season

1. EJ Manuel, 2013..... 180
2. Dennis Shaw, 1970..... 178
3. **Josh Allen, 2018** **169**
4. Trent Edwards, 2007 151
5. Dan Darragh, 1968 92

MOST YARDS, Season

1. Dennis Shaw, 1970..... 2,507
2. **Josh Allen, 2018** **2,074**
3. EJ Manuel, 2013..... 1,972
4. Trent Edwards, 2007 1,630
5. John Green, 1960..... 1,267

MOST TD PASSES, Season

1. EJ Manuel, 2013..... 11
- 2t. **Josh Allen, 2018** **10**
- 2t. John Green, 1960..... 10
- 2t. Dennis Shaw, 1970 10
- 4t. Trent Edwards, 2007 7

RUSHING

MOST ATTEMPTS, Season

1. Joe Cribbs, 1980..... 306
2. Willis McGahee, 2004 284
3. Marshawn Lynch, 2007 .. 280
4. Greg Bell, 1984..... 262
5. Terry Miller, 1978 238

MOST YARDS, Season

1. Joe Cribbs, 1980..... 1,185
2. Willis McGahee, 2004 ... 1,128
3. Marshawn Lynch, 2007 1,115
4. Greg Bell, 1984..... 1,100
5. Terry Miller, 1978 1,060

MOST TOUCHDOWNS, Season

1. Willis McGahee, 2004 13
2. Joe Cribbs, 1980..... 11
- 3t. **Josh Allen, 2018** **8**
- 3t. Antowain Smith, 1997..... 8
- 5t. Terry Miller, 1978..... 7
- 5t. Greg Bell, 1984 7
- 5t. Marshawn Lynch, 2007 ... 7
- 5t. Karlos Williams, 2015..... 7

RECEIVING

MOST RECEPTIONS, Season

1. **Dalton Kincaid, 2023**..... **73**
2. Sammy Watkins, 2014 ... 65
3. Joe Cribbs, 1980 52
4. Glenn Bass, 1961 50
- 5t. Jerry Butler, 1979..... 48
- 5t. Andre Reed, 1985 48
- 5t. Lee Evans, 2004..... 48

MOST YARDS, Season

1. Sammy Watkins, 2014 ... 982
2. Lee Evans, 2004 843
3. Jerry Butler, 1979..... 834
4. Glenn Bass, 1961 765
5. Elbert Dubenion, 1960 ... 752

MOST TOUCHDOWNS, Season

1. Lee Evans, 2004 9
- 2t. Gabe Davis, 2020 7
- 2t. Elbert Dubenion, 1960 7
3. Sammy Watkins, 2014 6

TOTAL OFFENSE

MOST POINTS, Season

1. **Tyler Bass, 2020** **141**
2. Pete Gogolak, 1964 102
3. Booth Lusteg, 1966 98
4. Willis McGahee, 2004 78
5. Joe Cribbs, 1980 72
- 6t. Grant Guthrie, 1970 54
- 6t. Lee Evans, 2004..... 54

INTERCEPTIONS

MOST INTERCEPTIONS, Season

1. Jairus Byrd, 2009..... 9
2. Archie Matsos, 1960..... 8
- 3t. Carl Charon, 1962..... 7
- 3t. George "Butch" Byrd, 1964... 7

PUNT RETURNS

PUNT RETURN YARDS, Season

1. Jeff Burris, 1994 332
2. Hagood Clarke, 1964 317
3. Don Wilson, 1984 297
4. Russell Copeland, 1993.. 274
5. Donnie Walker, 1973..... 210

KICK RETURNS

KICK RETURN YARDS, Season

1. Leodis McKelvin, 2008 .. 1,468
2. Eric Moulds, 1996..... 1,205
3. C.J. Spiller, 2010 1,014
4. Max Anderson, 1968 971
5. Darick Holmes, 1995 799



300-YARD PASSING PERFORMANCES

REGULAR SEASON ONLY

YARDS	ATT	COMP	TD	INT	PLAYER	OPP.	DATE	H/A	SCORE	RECORD
334	49	18	2	1	John Green	v HOU	10/30/60	H	W, 25-24	1-0
300	24	12	2	2	Jack Kemp	@ KCY	10/13/63	A	W, 35-26	2-0
317	36	18	1	1	Jack Kemp (2)	v BOS	10/26/63	H	W, 28-21	3-0
378	26	14	3	3	Jack Kemp (3)	@ HOU	10/11/64	A	W, 48-17	4-0
317	21	12	2	2	Dennis Shaw	v NYJ	10/4/70	H	W, 33-31	5-0
358	32	24	2	2	Dennis Shaw (2)	v MIA	10/18/70	H	L, 14-33	5-1
353	30	18	4	3	Dennis Shaw (3)	v DAL	9/19/71	H	L, 37-49	5-2
331	40	25	1	3	Joe Ferguson	@ MIA	12/17/77	A	L, 14-31	5-3
367	30	19	5	0	Joe Ferguson (2)	v NYJ	9/23/79	H	W, 46-31	6-3
317	23	14	3	1	Joe Ferguson (3)	@ BAL	9/30/79	A	W, 31-13	7-3
339	35	17	1	2	Joe Ferguson (4)	@ DET	10/28/79	A	W, 20-17	8-3
316	46	27	0	1	Joe Ferguson (5)	v DEN	12/2/79	H	L, 9-16	8-4
338	29	20	3	0	Joe Ferguson (6)	v MIA	10/12/81	H	W, 31-21	9-4
301	42	19	1	4	Joe Ferguson (7)	@ DAL	11/9/81	A	L, 14-27	9-5
330	45	25	3	1	Joe Ferguson (8)	v MIN	9/16/82	H	W, 23-22	10-5
419	55	38	5	1	Joe Ferguson (9)	@ MIA	10/9/83	A	W, 38-35	11-5
340	46	31	2	0	Joe Ferguson (10)	v NYJ	9/23/84	H	L, 26-28	11-6
377	46	31	0	2	Vince Ferragamo	v SDC	9/8/85	H	L, 9-14	11-7
357	39	22	0	2	Bruce Mathison	v NYJ	12/8/85	H	L, 7-27	11-8
342	39	29	3	0	Jim Kelly	@ TAM	11/2/86	A	L, 28-34	11-9
315	39	20	2	0	Jim Kelly (2)	v CLE	12/7/86	H	L, 17-21	11-10
305	42	25	3	1	Jim Kelly (3)	v NYJ	9/13/87	H	L, 28-31	11-11
359	39	29	2	0	Jim Kelly (4)	@ MIA	10/25/87	A	W, 34-31	12-11
315	36	22	1	0	Jim Kelly (5)	@ RAI	12/6/87	A	L, 21-34	12-12
315	39	21	3	1	Jim Kelly (6)	v IND	10/9/88	H	W, 34-23	13-12
302	27	16	3	1	Jim Kelly (7)	@ NYJ	10/17/88	A	W, 37-14	14-12
363	29	17	5	1	Jim Kelly (8)	@ HOU	9/24/89	A	W, 47-41	15-12
356	41	21	1	2	Jim Kelly (9)	@ NEP	11/19/89	A	L, 24-33	15-13
334	32	19	3	1	Jim Kelly (10)	v PHI	12/2/90	H	W, 30-23	16-13
381	39	29	2	1	Jim Kelly (11)	v MIA	9/1/91	H	W, 35-31	17-13
363	43	31	6	2	Jim Kelly (12)	v PIT	9/8/91	H	W, 52-34	18-13
322	35	20	1	1	Jim Kelly (13)	@ TAM	9/22/91	A	W, 17-10	19-13
303	29	19	3	0	Jim Kelly (14)	v CHI	9/29/91	H	W, 35-20	20-13
392	27	18	5	3	Jim Kelly (15)	v CIN	10/21/91	H	W, 35-16	21-13
347	52	33	2	1	Jim Kelly (16)	@ RAI	12/8/91	A	W, 30-27	22-13
403	33	22	3	1	Jim Kelly (17)	@ SFR	9/13/92	A	W, 34-31	23-13
308	20	15	3	0	Jim Kelly (18)	@ NEP	9/27/92	A	W, 41-7	24-13
306	48	25	1	4	Jim Kelly (19)	v MIA	10/4/92	H	L, 10-37	24-14
302	45	26	0	1	Jim Kelly (20)	@ RAI	10/11/92	A	L, 3-20	24-15
317	46	29	1	0	Jim Kelly (21)	@ NEP	11/7/93	A	W, 13-10	25-15
328	41	25	4	3	Jim Kelly (22)	@ NEP	9/11/94	A	W, 38-35	26-15
365	44	32	2	1	Jim Kelly (23)	v GBY	11/20/94	H	W, 29-20	27-15
316	37	22	2	0	Jim Kelly (24)	@ NYJ	11/19/95	A	W, 28-26	28-15
313	41	24	1	1	Jim Kelly (25)	@ NYG	9/1/96	A	W, 23-20	29-15
309	44	23	1	0	Todd Collins	v IND	10/6/96	H	W, 16-13	30-15
324	41	24	1	2	Jim Kelly (26)	@ SEA	12/8/96	A	L, 18-26	30-16
339	39	21	2	0	Doug Flutie	@ NEP	11/29/98	A	L, 21-25	30-17
319	30	18	2	3	Doug Flutie (2)	@ CIN	12/6/98	A	W, 33-20	31-17
300	42	22	1	2	Doug Flutie (3)	@ IND	9/12/99	A	L, 14-31	31-18
321	47	29	1	1	Rob Johnson	v SDC	10/15/00	H	W, 27-24	32-18
366	25	20	3	0	Doug Flutie (4)	@ SEA	12/23/00	A	W, 42-23	33-18



300-YARD PASSING PERFORMANCES

REGULAR SEASON ONLY

YARDS	ATT	COMP	TD	INT	PLAYER	OPP.	DATE	H/A	SCORE	RECORD
310	37	24	1	1	Rob Johnson (2)	@ SDC	10/28/01	A	L, 24-27	33-19
316	42	28	2	0	Alex Van Pelt	v SEA	11/18/01	H	L, 20-23	33-20
309	34	21	3	1	Alex Van Pelt (2)	v MIA	11/25/01	H	L, 27-34	33-21
463	49	35	3	0	Drew Bledsoe	@ MIN	9/15/02	A	W, 45-39	34-21
328	36	28	4	0	Drew Bledsoe (2)	v CHI	9/29/02	H	W, 33-27	35-21
417	53	32	2	3	Drew Bledsoe (3)	v OAK	10/6/02	H	L, 31-49	35-22
302	36	21	1	0	Drew Bledsoe (4)	v DET	10/27/02	H	W, 24-17	36-22
302	45	28	1	1	Drew Bledsoe (5)	v NEP	11/3/02	H	L, 7-38	36-23
306	27	15	3	0	Drew Bledsoe (6)	v MIA	12/1/02	H	W, 38-21	37-23
328	51	32	2	4	Drew Bledsoe (7)	@ NEP	12/8/02	A	L, 17-27	37-24
314	25	19	2	0	Drew Bledsoe (8)	@ JAX	9/14/03	A	W, 38-17	38-24
308	31	24	1	1	Kelly Holcomb	@ CIN	12/24/05	A	W, 37-27	39-24
328	38	22	1	1	J.P. Losman	v NYJ	9/24/06	H	L, 20-28	39-25
340	38	26	3	1	J.P. Losman (2)	@ HOU	11/19/06	A	W, 24-21	40-25
374	43	29	4	2	Ryan Fitzpatrick	@ BAL	10/24/10	A	L, 34-37	40-26
316	34	21	4	2	Ryan Fitzpatrick (2)	@ CIN	11/21/10	A	W, 49-31	41-26
369	40	27	2	2	Ryan Fitzpatrick (3)	v NEP	9/25/11	H	W, 34-31	42-26
316	47	31	2	3	Ryan Fitzpatrick (4)	v MIA	12/18/11	H	L, 23-30	42-27
307	46	29	2	4	Ryan Fitzpatrick (5)	@ NEP	1/1/12	A	L, 21-49	42-28
350	39	22	4	4	Ryan Fitzpatrick (6)	v NEP	9/30/12	H	L, 28-52	42-29
337	40	27	2	1	Ryan Fitzpatrick (7)	@ NEP	11/11/12	A	L, 31-37	42-30
308	43	30	1	1	Kyle Orton	at DET	10/5/14	A	W, 17-14	43-30
355	57	38	1	2	Kyle Orton (2)	at DEN	12/7/14	A	L, 17-24	43-31
329	49	32	3	2	Kyle Orton (3)	at OAK	12/21/14	A	L, 24-26	43-32
329	39	26	3	0	Tyrod Taylor	v MIA	12/24/16	H	L, 31-34 (OT)	43-33
312	46	33	2	0	Josh Allen	v NYJ	9/13/20	H	W, 27-17	44-33
415	35	24	4	0	Josh Allen (2)	at MIA	9/20/20	A	W, 31-28	45-33
311	33	24	4	1	Josh Allen (3)	v LAR	9/27/20	H	W, 35-32	46-33
307	43	30	0	0	Josh Allen (4)	at NYJ	10/25/20	A	W, 18-10	47-33
415	38	31	3	0	Josh Allen (5)	v SEA	11/8/20	H	W, 44-34	48-33
375	40	32	4	0	Josh Allen (6)	at SF	12/7/20	A	W, 34-24	49-33
359	40	28	2	0	Josh Allen (7)	at DEN	12/20/20	A	W, 48-19	50-33
320	36	27	4	0	Josh Allen (8)	at NE	12/28/20	A	W, 38-9	51-33
358	43	32	4	0	Josh Allen (9)	v WAS	9/26/21	H	W, 43-21	52-33
315	26	15	3	0	Josh Allen (10)	@ KC	10/10/21	A	W, 38-20	53-33
353	47	35	3	1	Josh Allen (11)	@ TEN	10/18/21	A	L, 31-34	53-34
366	28	21	2	1	Josh Allen (12)	@ NYJ	11/14/21	A	W, 45-17	54-34
308	54	36	2	1	Josh Allen (13)	@ TB	12/12/21	A	L, 27-33	54-35
314	47	30	3	0	Josh Allen (14)	@ NE	12/27/21	A	W, 33-21	55-35
317	38	26	4	0	Josh Allen (15)	v TEN	9/19/22	H	W, 41-7	56-35
400	63	42	2	0	Josh Allen (16)	@ MIA	9/25/22	A	L, 19-21	56-36
424	31	20	4	1	Josh Allen (17)	v PIT	10/9/22	H	W, 38-3	57-36
329	40	27	3	0	Josh Allen (18)	@ KC	10/16/22	A	W, 24-20	58-36
330	43	29	1	2	Josh Allen (19)	v MIN	11/13/22	H	L, 30-33	58-37
304	40	25	4	0	Josh Allen (20)	v MIA	12/17/22	H	W, 32-29	59-37
320	25	21	4	0	Josh Allen (21)	v MIA	10/1/23	H	W, 48-20	60-37
359	40	27	2	1	Josh Allen (22)	v JAX	10/8/23	H	L, 20-25	60-38
324	40	31	2	1	Josh Allen (23)	v TB	10/30/23	H	W, 24-18	61-38
339	51	29	2	1	Josh Allen (24)	at PHI	11/26/23	A	L, 34-37	61-39
359	38	30	2	2	Josh Allen (25)	at MIA	1/7/23	A	W, 21-14	62-39



100-YARD RECEIVING PERFORMANCES

REGULAR SEASON ONLY

YARDS	REC	AVG.	PLAYER	OPP.	DATE	H/A	SCORE	WITH1 M/W/2
112	3	37.3	Elbert Dubenion	v DEN	9/18/60	H	L, 21-27	0- 1-0
110	5	22.0	Wray Carlton	v OAK	10/23/60	H	W, 38- 9	1- 1-0
177	6	29.5	Wray Carlton (2)	v HOU	10/30/60	H	W, 25-24	2- 1-0
161	8	20.1	Elbert Dubenion (2)	v DLT	11/6/60	H	L, 28-45	2- 2-0
123	10	12.3	Tom Rychlec	@ OAK	11/13/60	A	L, 7-20	2- 3-0
134	6	22.3	Elbert Dubenion (3)	@ DEN	11/27/60	A	T, 38-38	2- 3-1
102	4	25.5	Monte Crockett	@ HOU	10/8/61	A	W, 22-12	3- 3-1
159	4	39.8	Glenn Bass	v DLT	10/15/61	H	W, 27-24	4- 3-1
107	8	13.4	Perry Richards	@ BOS	10/22/61	A	L, 21-52	4- 4-1
123	8	15.4	Glenn Bass (2)	v HOU	10/29/61	H	L, 16-28	4- 5-1
100	4	25.0	Elbert Dubenion (4)	v OAK	11/5/61	H	L, 22-31	4- 6-1
110	12	9.2	Glenn Bass (3)	@ OAK	12/3/61	A	W, 26-21	5- 6-1
117	9	13.0	Ernie Warlick	v DLT	12/2/62	H	W, 23-14	6- 6-1
108	7	15.4	Bill Miller	@ OAK	9/15/63	A	L, 17-35	6- 7-1
146	8	18.3	Elbert Dubenion (5)	@ OAK	9/15/63	A	L, 17-35	(0-1)
100	5	20.0	Elbert Dubenion (6)	v KCY	9/22/63	H	T, 27-27	6- 7-2
152	12	12.7	Bill Miller (2)	v OAK	10/5/63	H	W, 12- 0	7- 7-2
109	3	36.3	Charley Ferguson	v BOS	10/26/63	H	W, 28-21	8- 7-2
119	5	23.8	Elbert Dubenion (7)	@ DEN	11/3/63	A	W, 30-28	9- 7-2
100	4	25.0	Ed Rutkowski	v DEN	11/9/63	H	W, 27-17	10- 7-2
112	6	18.7	Elbert Dubenion (8)	v SDC	11/17/63	H	L, 13-23	10- 8-2
123	5	24.6	Elbert Dubenion (9)	v SDC	9/26/64	H	W, 30- 3	11- 8-2
183	5	36.6	Elbert Dubenion (10)	@ HOU	10/11/64	A	W, 48-17	12- 8-2
147	5	29.4	Glenn Bass (4)	@ HOU	10/11/64	A	W, 48-17	(1-1)
122	5	24.4	Elbert Dubenion (11)	@ KCY	10/18/64	A	W, 35-22	13- 8-2
218	5	43.6	Elbert Dubenion (12)	v NYJ	10/24/64	H	W, 34-24	14- 8-2
231	8	28.9	Glenn Bass (5)	@ NYJ	11/8/64	A	W, 20- 7	15- 8-2
127	7	18.1	Ed Rutkowski (2)	v BOS	11/15/64	H	L, 28-36	15- 9-2
141	6	23.5	Glenn Bass (6)	v BOS	11/15/64	H	L, 28-36	(1-2)
103	6	17.2	Glenn Bass (7)	@ BOS	12/20/64	A	W, 24-14	16- 9-2
127	3	42.3	Elbert Dubenion (13)	@ BOS	12/20/64	A	W, 24-14	(2-2)
103	5	20.6	Elbert Dubenion (14)	@ DEN	9/19/65	A	W, 30-15	17- 9-2
156	6	26.0	Billy Joe	v DEN	10/24/65	H	W, 31-13	18- 9-2
106	3	35.3	Bo Roberson	@ HOU	12/5/65	A	W, 29-18	19- 9-2
127	6	21.2	Bo Roberson (2)	v KCY	12/12/65	H	W, 34-25	20- 9-2
101	5	20.2	Elbert Dubenion (15)	v MIA	9/18/66	H	W, 58-24	21- 9-2
104	7	14.9	Elbert Dubenion (16)	v BOS	10/8/66	H	L, 10-20	21-10-2
138	7	19.7	Paul Costa	v DEN	11/19/67	H	L, 20-21	21-11-2
163	6	27.2	Paul Costa (2)	@ OAK	12/24/67	A	L, 21-28	21-12-2
108	5	21.6	Haven Moses	v KCY	10/5/68	H	L, 7-18	21-13-2
119	6	19.8	Marlin Briscoe	@ OAK	10/19/69	A	L, 21-50	21-14-2
147	6	24.5	Haven Moses (2)	@ NYJ	11/9/69	A	L, 6-16	21-15-2
130	6	21.7	Haven Moses (3)	@ BOS	11/23/69	A	L, 21-35	21-16-2
120	4	30.0	Marlin Briscoe (2)	v NYJ	10/4/70	H	W, 33-31	22-16-2
118	4	29.5	Haven Moses (4)	v NYJ	10/4/70	H	W, 33-31	(3-2)
122	4	30.5	Haven Moses (5)	@ PIT	10/11/70	A	L, 10-23	22-17-2
145	7	20.7	Marlin Briscoe (3)	v MIA	10/18/70	H	L, 14-33	22-18-2
121	6	20.2	Wayne Patrick	v MIA	10/18/70	H	L, 14-33	(3-3)
100	5	20.0	Marlin Briscoe (4)	@ NYJ	10/25/70	A	W, 10- 6	23-18-2
109	5	21.8	Marlin Briscoe (5)	v CIN	11/8/70	H	L, 14-43	23-19-2
104	4	26.0	Marlin Briscoe (6)	v BOS	11/29/70	H	L, 10-14	23-20-2
100	6	16.7	Haven Moses (6)	v BAL	12/13/70	H	L, 14-20	23-21-2



100-YARD RECEIVING PERFORMANCES

REGULAR SEASON ONLY

YARDS	REC	AVG.	PLAYER	OPP.	DATE	H/A	SCORE	WITH 1 (W/2)
113	3	37.7	Marlin Briscoe (7)	v DAL	9/19/71	H	L, 37-49	23-22-2
151	6	25.2	Haven Moses (7)	@ NYJ	10/17/71	A	L, 17-28	23-23-2
115	8	14.4	J.D. Hill	v BAL	10/1/72	H	L, 0-17	23-24-2
129	8	16.1	J.D. Hill (2)	v DET	12/10/72	H	T, 21-21	23-24-3
118	7	16.9	J.D. Hill (3)	@ SDC	9/23/73	A	L, 7-34	23-25-3
110	7	15.7	Ahmad Rashad	@ NEP	11/3/74	A	W, 29-28	24-25-3
121	6	20.2	John Holland	@ BAL	10/12/75	A	W, 38-31	25-25-3
118	7	16.9	Bob Chandler	v BAL	11/9/75	H	L, 35-42	25-26-3
147	4	36.8	J.D. Hill (4)	v NEP	11/23/75	H	W, 45-31	26-26-3
117	8	14.6	O.J. Simpson	@ MIA	12/7/75	A	L, 21-31	26-27-3
111	2	55.5	John Holland (2)	v MIA	9/13/76	H	L, 21-30	26-28-3
110	5	22.0	Bob Chandler (2)	@ TAM	9/26/76	A	W, 14-9	27-28-3
104	7	14.9	Bob Chandler (3)	@ NEP	11/7/76	A	L, 10-20	27-29-3
111	5	22.2	Reuben Gant	v CLE	10/23/77	H	L, 16-27	27-30-3
120	9	13.3	Bob Chandler (4)	@ OAK	11/28/77	A	L, 13-34	27-31-2
108	7	15.4	Bob Chandler (5)	@ NYJ	12/11/77	A	W, 14-10	28-31-3
100	6	16.7	Reuben Gant (2)	v NYJ	9/10/78	H	L, 20-21	28-32-2
153	5	30.6	Frank Lewis	@ MIA	9/17/78	A	L, 24-31	28-33-3
116	7	16.6	Bob Chandler (6)	v KCY	10/1/78	H	W, 28-13	29-33-3
114	7	16.3	Bob Chandler (7)	@ CLE	10/29/78	A	L, 20-41	29-34-3
126	7	18.0	Frank Lewis (2)	@ KCY	12/3/78	A	L, 10-14	29-35-3
116	7	16.6	Jerry Butler	v CIN	9/9/79	H	W, 51-24	30-35-3
157	8	19.6	Curtis Brown	@ SDC	9/16/79	A	L, 19-27	30-36-3
255	10	25.5	Jerry Butler (2)	v NYJ	9/23/79	H	W, 46-31	31-36-3
120	3	40.0	Frank Lewis (3)	@ BAL	9/30/79	A	W, 31-13	32-36-3
158	8	19.8	Frank Lewis (4)	v BAL	10/21/79	H	L, 13-14	32-37-3
190	7	27.1	Frank Lewis (5)	@ DET	10/28/79	A	W, 20-17	33-37-3
116	6	19.3	Frank Lewis (6)	v GBY	11/18/79	H	W, 19-12	34-37-3
111	8	13.9	Frank Lewis (7)	@ MIN	12/9/79	A	L, 3-10	34-38-3
133	5	26.6	Jerry Butler (3)	@ NOR	9/21/80	A	W, 35-26	35-38-3
122	9	13.6	Jerry Butler (4)	v ATL	11/2/80	H	L, 14-30	35-39-3
123	6	20.5	Jerry Butler (5)	v NYJ	9/6/81	H	W, 31-0	36-39-3
108	7	15.4	Frank Lewis (8)	v PHI	9/17/81	H	L, 14-20	36-40-3
132	8	16.5	Frank Lewis (9)	@ CIN	9/27/81	A	L, 24-27	36-41-3
106	5	21.2	Frank Lewis (10)	v MIA	10/12/81	H	W, 31-21	37-41-3
109	6	18.2	Frank Lewis (11)	@ NYJ	10/18/81	A	L, 14-33	37-42-3
163	5	32.6	Joe Cribbs	v CLE	11/1/81	H	W, 22-13	38-42-3
118	8	14.8	Jerry Butler (6)	@ DAL	11/9/81	A	L, 14-27	38-43-3
111	6	18.5	Roland Hooks	v NEP	11/22/81	H	W, 20-17	39-43-3
113	5	22.6	Frank Lewis (12)	@ SDC	12/6/81	A	W, 28-27	40-43-3
111	7	15.9	Jerry Butler (7)	v MIN	9/16/82	H	W, 23-22	41-43-3
113	7	16.1	Frank Lewis (13)	@ NEP	1/2/83	A	L, 19-30	41-44-3
116	7	16.6	Frank Lewis (14)	v NEP	10/23/83	H	L, 0-31	41-45-3
106	4	26.5	Byron Franklin	@ RAM	11/27/83	A	L, 17-41	41-46-3
103	6	17.2	Perry Tuttle	@ ATL	12/18/83	A	L, 14-31	41-47-3
140	4	35.0	Jerry Butler (8)	v SDC	9/8/85	H	L, 9-14	41-48-3
103	6	17.2	Andre Reed	@ SDC	12/1/85	A	L, 7-40	41-49-3
127	5	25.4	Chris Burkett	v NYJ	12/8/85	H	L, 7-27	41-50-3
113	7	16.1	Pete Metzelaars	@ TAM	11/2/86	A	L, 28-34	41-51-3
122	3	40.7	Chris Burkett (2)	v CLE	12/7/86	H	L, 17-21	41-52-3
145	5	29.0	Chris Burkett (3)	@ IND	12/14/86	A	L, 14-24	41-53-3



100-YARD RECEIVING PERFORMANCES

REGULAR SEASON ONLY

YARDS	REC	AVG.	PLAYER	OPP.	DATE	H/A	SCORE	WITH 1 (W/2)
115	7	16.4	Chris Burkett (4)	v HOU	9/20/87	H	W, 34-30	42-53-3
130	9	14.4	Chris Burkett (5)	@ MIA	10/25/87	A	W, 34-31	43-53-3
108	8	13.5	Andre Reed (2)	v WAS	11/1/87	H	L, 7-27	43-54-3
153	7	21.9	Andre Reed (3)	@ RAI	12/6/87	A	L, 21-34	43-55-3
122	8	15.3	Andre Reed (4)	v MIA	9/11/88	H	W, 9-6	44-55-3
124	7	17.7	Andre Reed (5)	v IND	10/9/88	H	W, 34-23	45-55-3
132	7	18.9	Andre Reed (6)	@ NYJ	10/17/88	A	W, 37-14	46-55-3
132	6	22.0	Trumaine Johnson	v NEP	10/23/88	H	W, 23-20	47-55-3
157	13	12.1	Andre Reed (7)	v DEN	9/18/89	H	L, 14-28	47-56-3
135	5	27.0	Andre Reed (8)	@ HOU	9/24/89	A	W, 47-41	48-56-3
114	4	28.5	Andre Reed (9)	v NEP	10/1/89	H	W, 31-10	49-56-3
106	8	13.3	Andre Reed (10)	v RAM	10/16/89	H	W, 23-20	50-56-3
100	5	20.0	Andre Reed (11)	@ ATL	11/5/89	A	L, 28-30	50-57-3
107	6	17.8	Andre Reed (12)	@ NEP	11/19/89	A	L, 24-33	50-58-3
115	10	11.5	Andre Reed (13)	@ SFR	12/17/89	A	L, 10-21	50-59-3
116	8	14.5	Andre Reed (14)	v NYJ	10/21/90	H	W, 30-27	51-59-3
122	7	17.4	Andre Reed (15)	@ CLE	11/4/90	A	W, 42-0	52-59-3
174	5	34.8	James Lofton	v PHI	12/2/90	H	W, 30-23	53-59-3
154	11	14.0	Andre Reed (16)	v MIA	9/1/91	H	W, 35-31	54-59-3
103	8	12.9	Thurman Thomas	v MIA	9/1/91	H	W, 35-31	(4-3)
118	9	13.1	Andre Reed (17)	v PIT	9/8/91	H	W, 52-34	55-59-3
112	10	11.2	Don Beebe	v PIT	9/8/91	H	W, 52-34	(5-3)
112	13	8.6	Thurman Thomas (2)	@ NYJ	9/15/91	A	W, 23-20	56-59-3
122	4	30.5	James Lofton (2)	v CHI	9/29/91	H	W, 35-20	57-59-3
220	8	27.5	James Lofton (3)	v CIN	10/21/91	H	W, 35-16	58-59-3
121	5	24.2	Andre Reed (18)	v NEP	11/3/91	H	W, 22-17	59-59-3
114	6	19.0	James Lofton (4)	@ GBY	11/10/91	A	W, 34-24	60-59-3
109	5	21.8	James Lofton (5)	v NYJ	12/1/91	H	W, 24-13	61-59-3
107	8	13.4	Andre Reed (19)	@ RAI	12/8/91	A	W, 30-27	62-59-3
144	10	14.4	Andre Reed (20)	@ SFR	9/13/92	A	W, 34-31	63-59-3
113	4	28.3	Pete Metzelaars (2)	@ SFR	9/13/92	A	W, 34-31	(6-3)
168	9	18.7	Andre Reed (21)	@ NEP	9/27/92	A	W, 41-7	64-59-3
113	4	28.3	James Lofton (6)	@ NEP	9/27/92	A	W, 41-7	(7-3)
106	6	17.7	Don Beebe (2)	@ NYJ	10/26/92	A	W, 24-20	65-59-3
101	8	12.6	Don Beebe (3)	v PIT	11/8/92	H	W, 28-20	66-59-3
110	4	27.5	Don Beebe (4)	@ IND	11/29/92	A	L, 13-16	66-60-3
104	4	26.0	Don Beebe (5)	v DEN	12/12/92	H	W, 27-17	67-60-3
110	6	18.3	Andre Reed (22)	v NEP	9/5/93	H	W, 38-14	68-60-3
159	7	22.7	Andre Reed (23)	v WAS	11/1/93	H	W, 24-10	69-60-3
115	4	28.8	Don Beebe (6)	v RAI	12/5/93	H	L, 24-25	69-61-3
142	7	20.3	Andre Reed (24)	@ NEP	9/11/94	A	W, 38-25	70-61-3
106	5	21.2	Andre Reed (25)	v KCY	10/30/94	H	W, 44-10	71-61-3
191	15	12.7	Andre Reed (26)	v GBY	11/20/94	H	W, 29-20	72-61-3
106	3	35.3	Andre Reed (27)	@ MIA	12/4/94	A	W, 42-31	73-61-3
112	6	18.7	Andre Reed (28)	v NEP	12/18/94	H	L, 17-41	73-62-3
111	8	13.9	Don Beebe (7)	@ IND	12/24/94	A	L, 9-10	73-63-3
112	2	56.0	Russell Copeland	v CAR	9/10/95	H	W, 31-9	74-63-3
109	6	18.2	Bill Brooks	v SEA	10/15/95	H	W, 27-21	75-63-3
101	7	14.4	Bill Brooks (2)	v ATL	11/12/95	H	W, 23-17	76-63-3
107	7	15.3	Bill Brooks (3)	@ NYJ	11/19/95	A	W, 28-26	77-63-3
138	5	27.6	Andre Reed (29)	@ NYG	9/1/96	A	W, 23-20	78-63-3
119	6	19.8	Quinn Early	v NEP	9/8/96	H	W, 17-10	79-63-3
111	8	13.9	Thurman Thomas (3)	v IND	10/6/96	H	W, 16-13	80-63-3



100-YARD RECEIVING PERFORMANCES

REGULAR SEASON ONLY

YARDS	REC	AVG.	PLAYER	OPP.	DATE	H/A	SCORE	WITH 1 (W/2)
134	10	13.4	Andre Reed (30)	v MIA	10/13/96	H	L, 7-21	80-64-3
121	4	30.3	Andre Reed (31)	@ NEP	10/27/96	A	L, 25-28	80-65-3
105	6	17.5	Andre Reed (32)	v CIN	11/17/96	H	W, 31-17	81-65-3
160	6	26.7	Steve Tasker	v NYJ	11/24/96	H	W, 35-10	82-65-3
113	3	37.7	Quinn Early (2)	@ IND	12/1/96	A	L, 10-13	82-66-3
127	6	21.2	Andre Reed (33)	@ MIA	12/16/96	A	L, 14-16	82-67-3
142	7	20.3	Andre Reed (34)	v MIN	8/31/97	H	L, 13-34	82-68-3
105	4	26.3	Tim Tindale	@ NYJ	9/7/97	A	W, 28-22	83-68-3
113	4	28.3	Andre Reed (35)	@ KCY	9/14/97	A	L, 16-22	83-69-3
103	8	12.9	Quinn Early (3)	@ TEN	11/23/97	A	L, 14-31	83-70-3
120	7	17.1	Quinn Early (4)	@ GBY	12/20/97	A	L, 21-31	83-71-3
145	5	29.0	Eric Moulds	@ CAR	10/25/98	A	W, 30-14	84-71-3
108	6	18.0	Andre Reed (36)	v IND	11/22/98	H	W, 34-11	85-71-3
177	8	22.1	Eric Moulds (2)	@ NEP	11/29/98	A	L, 21-25	85-72-3
196	6	32.7	Eric Moulds (3)	@ CIN	12/6/98	A	W, 33-20	86-72-3
107	4	26.8	Eric Moulds (4)	v NYJ	12/19/98	H	L, 10-17	86-73-3
147	10	14.7	Eric Moulds (5)	@ IND	9/12/99	A	L, 14-31	86-74-3
122	6	20.3	Eric Moulds (6)	v PIT	10/10/99	H	W, 24-21	87-74-3
106	5	21.2	Peerless Price	@ SEA	10/24/99	A	L, 16-26	87-75-3
110	8	13.8	Eric Moulds (7)	v IND	1/2/00	H	W, 31-6	88-75-3
103	7	14.7	Eric Moulds (8)	v GBY	9/10/00	H	W, 27-18	89-75-3
112	9	12.4	Eric Moulds (9)	v IND	10/1/00	H	L, 16-18	89-76-3
170	11	15.5	Eric Moulds (10)	v SDC	10/15/00	H	W, 27-24	90-76-3
135	12	11.3	Eric Moulds (11)	@ MIN	10/22/00	A	L, 27-31	90-77-3
137	6	22.8	Eric Moulds (12)	v NYJ	10/29/00	H	W, 23-20	91-77-3
102	8	12.8	Eric Moulds (13)	@ TAM	11/26/00	A	L, 17-31	91-78-3
132	8	16.5	Peerless Price (2)	@ SEA	12/23/00	A	W, 42-23	92-78-3
101	4	25.3	Eric Moulds (14)	@ SEA	12/23/00	A	W, 42-23	(8-3)
107	5	21.4	Eric Moulds (15)	v NYJ	10/7/01	H	L, 36-42	92-79-3
103	4	25.8	Peerless Price (3)	v NYJ	10/7/01	H	L, 36-42	(8-4)
151	8	18.9	Peerless Price (4)	@ SDC	10/28/01	A	L, 24-27	92-80-3
138	10	13.8	Peerless Price (5)	v SEA	11/18/01	H	L, 20-23	92-81-3
196	6	32.7	Eric Moulds (16)	v MIA	11/25/01	H	L, 27-34	92-82-3
112	8	14.0	Eric Moulds (17)	v NYJ	9/8/02	H	L, 31-37	92-83-3
185	13	14.2	Peerless Price (6)	@ MIN	9/15/02	A	W, 45-39	93-83-3
110	8	13.8	Josh Reed	@ MIN	9/15/02	A	W, 45-39	(9-4)
124	8	15.5	Eric Moulds (18)	v CHI	9/29/02	H	W, 33-27	94-83-3
126	7	18.0	Peerless Price (7)	v OAK	10/6/02	H	L, 31-49	94-84-3
112	8	14.0	Eric Moulds (19)	v OAK	10/6/02	H	L, 31-49	(9-5)
121	8	15.1	Peerless Price (8)	@ HOU	10/13/02	A	W, 31-24	95-84-3
123	9	13.7	Eric Moulds (20)	v DET	10/27/02	H	W, 24-17	96-84-3
101	4	25.3	Peerless Price (9)	v DET	10/27/02	H	W, 24-17	(10-5)
130	5	26.0	Eric Moulds (21)	v MIA	12/1/02	H	W, 38-21	97-84-3
105	9	11.7	Peerless Price (10)	@ NEP	12/8/02	A	L, 17-27	97-85-3
133	7	19.0	Eric Moulds (22)	@ JAX	9/14/03	A	W, 38-17	98-85-3
109	8	13.6	Josh Reed (2)	v WAS	10/19/03	H	W, 24-7	99-86-3
126	10	12.6	Eric Moulds (24)	v NEP	10/3/04	H	L, 17-31	99-87-3
110	4	27.5	Lee Evans	@ MIA	12/5/04	A	W, 42-32	100-87-3
114	8	14.3	Eric Moulds (23)	v PHI	9/28/03	H	L, 13-23	98-86-3
101	5	20.2	Lee Evans (2)	@ CIN	12/19/04	A	W, 33-17	101-87-3
125	9	13.9	Eric Moulds (25)	@ NEP	10/30/05	A	L, 16-21	101-88-3



100-YARD RECEIVING PERFORMANCES

REGULAR SEASON ONLY

YARDS	REC	AVG.	PLAYER	OPP.	DATE	H/A	SCORE	WITH 1 (W/2)
117	5	23.4	Lee Evans (3)	@ MIA	12/4/05	A	L, 23-24	101-89-3
110	9	12.2	Eric Moulds (26)	v DEN	12/17/05	H	L, 17-28	101-90-3
107	5	21.4	Lee Evans (4)	@ CIN	12/24/05	A	W, 37-27	102-90-3
107	8	13.4	Lee Evans (5)	v NYJ	9/24/06	H	L, 20-28	102-91-3
104	4	26.0	Roscoe Parrish	v NYJ	9/24/06	H	L, 20-28	(10-6)
265	11	24.1	Lee Evans (6)	@ HOU	11/19/06	A	W, 24-21	103-91-3
145	7	20.7	Lee Evans (7)	@ BAL	12/31/06	A	L, 7-19	103-92-3
138	5	27.6	Lee Evans (8)	@ NYJ	10/28/07	A	W, 13-3	104-92-3
165	9	18.3	Lee Evans (9)	v CIN	11/4/07	H	W, 33-21	105-92-3
102	4	25.5	Lee Evans (10)	v SEA	9/7/08	H	W, 34-10	106-92-3
100	2	50.0	Lee Evans (11)	@ ARI	10/5/08	A	L, 17-41	106-93-3
116	7	16.6	Lee Evans (12)	@ MIA	10/26/08	A	L, 16-25	106-94-3
110	5	22.0	Lee Evans (13)	@ KCY	11/23/08	A	W, 54-31	107-94-3
197	9	21.9	Terrell Owens	@ JAX	11/22/09	A	L, 15-18	107-95-3
158	8	19.8	Stevie Johnson	@ BAL	10/24/10	A	L, 34-37	107-96-3
105	6	17.5	Lee Evans (14)	@ BAL	10/24/10	A	L, 34-37	(10-7)
145	11	13.2	Stevie Johnson (2)	v CHI	11/7/10	H	L, 19-22	107-97-3
137	8	17.1	Stevie Johnson (3)	@ CIN	11/21/10	A	W, 49-31	108-97-3
104	5	20.8	Fred Jackson	v PIT	11/28/10	H	L, 16-19	108-98-3
101	5	20.2	Donald Jones	v NEP	9/25/11	H	W, 34-31	109-98-3
116	4	29.0	Stevie Johnson (4)	@ SDC	12/11/11	A	L, 10-37	109-99-3
106	6	17.7	Stevie Johnson (5)	@ IND	11/25/12	A	L, 13-20	109-100-3
115	8	14.4	Stevie Johnson (6)	v SEA	12/16/12	H	L, 17-50	109-101-3
111	6	18.5	Stevie Johnson (7)	v NYJ	12/30/12	H	W, 28-9	110-101-3
111	8	13.9	Stevie Johnson (8)	v CAR	9/15/13	H	W, 24-23	111-101-3
117	8	14.6	Sammy Watkins	v MIA	9/14/14	H	W, 29-10	112-101-3
105	6	17.5	Scott Chandler	v NEP	10/12/14	H	L, 22-37	112-102-3
122	9	13.6	Sammy Watkins (2)	v MIN	10/19/14	H	W, 17-16	113-102-3
157	3	52.3	Sammy Watkins (3)	@ NYJ	10/26/14	A	W, 43-23	114-102-3
118	9	13.1	Robert Woods	v NYJ	11/24/14	H	W, 38-3	115-102-3
127	7	18.1	Sammy Watkins (4)	@ DEN	12/7/14	A	L, 17-24	115-103-3
111	9	12.3	Charles Clay	v NYG	10/4/15	H	L, 10-24	115-104-3
168	8	21.0	Sammy Watkins (5)	v MIA	11/8/15	H	W, 33-17	116-104-3
158	6	26.3	Sammy Watkins (6)	@ KC	11/29/15	A	L, 22-30	116-105-3
109	3	36.3	Sammy Watkins (7)	v HOU	12/6/15	H	W, 30-21	117-105-3
106	5	21.2	Robert Woods (2)	@ PHI	12/13/15	A	L, 23-30	117-106-3
111	5	22.2	Sammy Watkins (8)	@ WAS	12/20/15	A	L, 25-35	117-107-3
136	11	12.4	Sammy Watkins (9)	v NYJ	1/3/16	H	W, 22-17	118-107-3
112	2	56.0	Marquise Goodwin	v NYJ	9/15/16	H	L, 31-37	118-108-3
162	10	16.2	Robert Woods (3)	@ SEA	11/7/16	A	L, 25-31	118-109-3
154	7	22.0	Sammy Watkins (10)	v MIA	12/24/16	H	L, 31-34	118-110-3
112	5	22.4	Charles Clay (2)	at Atlanta	10/1/17	A	W, 23-17	119-110-3
107	4	26.8	Deonte Thompson	v TB	10/22/17	H	W, 30-27	120-110-3
105	3	35.0	Robert Foster	@ NYJ	11/11/18	A	W, 41-10	121-110-3
104	7	14.9	Robert Foster (2)	v NYJ	12/9/18	H	L, 23-27	121-111-3
108	4	27.0	Robert Foster (3)	v DET	12/16/18	H	W, 14-13	122-111-3
123	7	17.6	John Brown	@ NYJ	9/8/19	A	W, 17-16	123-111-3
137	9	15.2	John Brown (2)	@ MIA	11/17/19	A	W, 37-20	124-111-3
110	6	18.3	Cole Beasley	@ DAL	11/28/19	A	W, 26-15	125-111-3
108	7	15.4	Cole Beasley (2)	@ NE	12/21/19	A	L, 24-17	125-112-3
108	6	18.0	Duke Williams	v NYJ	12/29/19	H	L, 6-13	125-113-3



100-YARD RECEIVING PERFORMANCES

REGULAR SEASON ONLY

YARDS	REC	AVG.	PLAYER	OPP.	DATE	H/A	SCORE	WITH 1 (W/2)
153	8	19.1	Stefon Diggs	at MIA	9/20/20	A	W, 31-28	126-113-3
100	6	16.7	Cole Beasley (3)	v LAR	9/27/20	H	W, 35-32	127-113-3
115	6	19.2	Stefon Diggs (2)	at LV	10/4/20	A	W, 30-23	128-113-3
106	10	10.6	Stefon Diggs (3)	at TEN	10/13/20	A	L, 16-42	128-114-3
112	11	10.2	Cole Beasley (4)	at NYJ	10/25/20	A	W, 18-10	129-114-3
118	9	13.1	Stefon Diggs (4)	v SEA	11/8/20	H	W, 44-34	130-114-3
109	11	9.9	Cole Beasley (5)	at ARI	11/15/20	A	L, 30-32	130-115-3
130	9	14.4	Cole Beasley (6)	at SF	12/7/20	A	W, 34-24	131-115-3
130	10	13.0	Stefon Diggs (5)	v PIT	12/13/20	H	W, 26-15	132-115-3
147	11	13.4	Stefon Diggs (6)	at DEN	12/20/20	A	W, 48-19	133-115-3
112	8	14.0	Cole Beasley (7)	at DEN	12/20/20	A	W, 48-19	(11-7)
145	9	16.1	Stefon Diggs (7)	at NE	12/28/20	A	W, 38-9	134-115-3
107	2	53.5	Gabe Davis	v MIA	1/3/21	H	W, 56-26	135-115-3
114	7	16.3	Stefon Diggs (8)	v HOU	10/3/21	H	W, 40-0	136-115-3
117	3	39.0	Dawson Knox	at KC	10/10/21	A	W, 38-20	137-115-3
110	10	11.0	Cole Beasley (8)	v MIA	10/31/21	H	W, 26-11	138-115-3
162	8	20.3	Stefon Diggs (9)	at NYJ	11/14/21	A	W, 45-17	139-115-3
105	3	35.0	Gabe Davis (2)	at NYJ	11/14/21	A	W, 45-17	(12-7)
125	11	11.4	Isaiah McKenzie	at NE	12/26/21	A	W, 33-21	140-115-3
122	8	15.3	Stefon Diggs (10)	at LAR	9/8/22	A	W, 31-10	141-115-3
148	12	12.3	Stefon Diggs (11)	v TEN	9/19/22	H	W, 41-7	142-115-3
171	3	57.0	Gabe Davis (3)	v PIT	10/9/22	H	W, 38-3	143-115-3
102	8	12.8	Stefon Diggs (12)	v PIT	10/9/22	H	W, 38-33	(13-7)
148	10	14.8	Stefon Diggs (13)	at KC	10/16/22	A	W, 24-20	144-115-3
108	6	18.0	Stefon Diggs (14)	v GB	10/30/22	H	W, 27-17	145-115-3
128	12	10.7	Stefon Diggs (15)	v MIN	11/14/22	H	L, 30-33	145-116-3
104	7	14.9	Stefon Diggs (16)	v NE	1/8/23	A	W, 35-23	146-116-3
102	10	10.2	Stefon Diggs (17)	at NYJ	9/11/23	A	L, 16-22	146-117-3
111	8	13.9	Stefon Diggs (18)	at WAS	9/24/23	A	W, 37-3	147-117-3
120	6	20.0	Stefon Diggs (19)	v MIA	10/1/23	H	W, 48-20	148-117-3
121	8	15.1	Stefon Diggs (20)	v JAX	10/8/23	H	L, 20-25	148-118-3
100	6	16.7	Gabe Davis (4)	v JAX	10/8/23	H	L, 20-25	(13-8)
100	10	10.0	Stefon Diggs (21)	v NYG	10/15/23	H	W, 14-9	149-118-3
115	3	38.3	Khalil Shakir	v NYJ	11/19/23	H	W, 32-6	150-118-3
105	6	17.5	Gabe Davis (5)	at PHI	11/26/23	A	L, 34-37	150-119-3
130	4	32.5	Gabe Davis (6)	at LAC	12/23/23	A	W, 24-22	151-119-3
105	6	17.5	Khalil Shakir (2)	at MIA	1/7/24	A	W, 21-14	152-119-3



100-YARD RUSHING PERFORMANCES

REGULAR SEASON ONLY

YARDS	ATT.	AVG.	PLAYER	OPP.	DATE	H/A	SCORE	RECORD (W/2)
120	15	8.0	Wilmer Fowler	@ DEN	11/27/60	A	T, 38-38	0-0-1
117	31	3.8	Art Baker	@ SDC	12/10/61	A	L, 10-28	0-1-1
131	15	8.7	Cookie Gilchrist	v DEN	9/15/62	H	L, 20-23	0-2-1
124	25	5.0	Cookie Gilchrist (2)	v SDC	10/13/62	H	W, 35-10	1-2-1
115	6	19.2	Wayne Crow	v SDC	10/13/62	H	W, 35-10	(1-0)
143	19	7.5	Cookie Gilchrist (3)	v OAK	10/20/62	H	W, 14-6	2-2-1
107	23	4.7	Cookie Gilchrist (4)	v BOS	11/3/62	H	T, 28-28	2-2-2
103	19	5.4	Cookie Gilchrist (5)	@ OAK	11/18/62	A	W, 10-6	3-2-2
143	17	8.4	Cookie Gilchrist (6)	@ NYT	12/8/62	A	W, 20-3	4-2-2
125	26	4.8	Cookie Gilchrist (7)	@ DEN	11/9/63	A	W, 30-28	5-2-2
243	36	6.8	Cookie Gilchrist (8)	v NYJ	12/8/63	H	W, 45-14	6-2-2
114	31	3.7	Cookie Gilchrist (9)	@ NYJ	12/14/63	A	W, 19-10	7-2-2
139	15	9.3	Cookie Gilchrist (10)	v HOU	11/1/64	H	W, 24-10	8-2-2
148	11	13.5	Wray Carlton	@ HOU	12/5/65	A	W, 29-18	9-2-2
138	27	5.1	Bobby Burnett	v SDC	10/16/66	H	T, 17-17	9-2-3
110	24	4.6	O.J. Simpson	v DEN	9/28/69	H	W, 41-28	10-2-3
131	17	7.7	Wayne Patrick	v BOS	10/11/69	H	W, 23-16	11-2-3
123	17	7.2	O.J. Simpson (2)	@ BOS	12/1/70	A	W, 45-10	12-2-3
106	18	5.9	O.J. Simpson (3)	@ SDC	10/23/71	A	L, 3-20	12-3-3
138	29	4.8	O.J. Simpson (4)	v SFR	9/24/72	H	W, 27-20	13-3-3
144	28	5.1	O.J. Simpson (5)	@ OAK	10/15/72	A	L, 16-28	13-4-3
189	22	8.6	O.J. Simpson (6)	v PIT	10/29/72	H	L, 21-38	13-5-3
103	22	4.7	O.J. Simpson (7)	@ NEP	11/19/72	A	W, 27-24	14-5-3
116	27	4.3	O.J. Simpson (8)	v DET	12/10/72	H	T, 21-21	14-5-4
101	26	3.9	O.J. Simpson (9)	@ WAS	12/17/72	A	W, 24-17	15-5-4
250	29	8.6	O.J. Simpson (10)	@ NEP	9/16/73	A	W, 31-13	16-5-4
105	18	5.8	Larry Watkins	@ NEP	9/16/73	A	W, 31-13	(2-0)
103	22	4.7	O.J. Simpson (11)	@ SDC	9/23/73	A	L, 7-34	16-6-4
123	24	5.1	O.J. Simpson (12)	v NYJ	9/30/73	H	W, 9-7	17-6-4
171	27	6.3	O.J. Simpson (13)	v PHI	10/7/73	H	W, 27-26	18-6-4
166	22	7.5	O.J. Simpson (14)	v BAL	10/14/73	H	W, 31-13	19-6-4
157	39	4.0	O.J. Simpson (15)	v KYC	10/29/73	H	W, 23-14	20-6-4
120	20	6.0	O.J. Simpson (16)	v MIA	11/18/73	H	L, 0-17	20-7-4
119	17	7.0	Jim Braxton	v MIA	11/18/73	H	L, 0-17	(2-1)
124	15	8.3	O.J. Simpson (17)	@ BAL	11/25/73	A	W, 24-17	21-7-4
137	24	5.7	O.J. Simpson (18)	@ ATL	12/2/73	A	W, 17-6	22-7-4
219	22	10.0	O.J. Simpson (19)	v NEP	12/9/73	H	W, 37-13	23-7-4
200	34	5.9	O.J. Simpson (20)	@ NYJ	12/16/73	A	W, 34-14	24-7-4
117	31	3.8	O.J. Simpson (21)	v NYJ	9/29/74	H	W, 16-12	25-7-4
127	23	5.5	O.J. Simpson (22)	@ BAL	10/13/74	A	W, 27-14	26-7-4
122	32	3.8	O.J. Simpson (23)	v NEP	10/20/74	H	W, 30-28	27-7-4
115	22	5.2	O.J. Simpson (24)	@ CLE	11/24/74	A	W, 15-10	28-7-4
173	32	5.4	O.J. Simpson (25)	v NYJ	9/21/75	H	W, 42-14	29-7-4
227	28	8.1	O.J. Simpson (26)	@ PIT	9/28/75	A	W, 30-21	30-7-4
138	26	5.3	O.J. Simpson (27)	v DEN	10/5/75	H	W, 38-14	31-7-4
102	17	6.0	Jim Braxton (2)	v DEN	10/5/75	H	W, 38-14	(3-1)
159	32	5.0	O.J. Simpson (28)	@ BAL	10/12/75	A	W, 38-31	32-7-4
126	34	3.7	O.J. Simpson (29)	v NYG	10/20/75	H	L, 14-17	32-8-4
123	19	6.5	O.J. Simpson (30)	v BAL	11/9/75	H	L, 35-42	32-9-4
197	17	11.6	O.J. Simpson (31)	@ CIN	11/17/75	A	L, 24-33	32-10-4
160	34	4.7	Jim Braxton (3)	@ STL	11/27/75	A	W, 32-14	33-10-4



100-YARD RUSHING PERFORMANCES

REGULAR SEASON ONLY

YARDS	ATT.	AVG.	PLAYER	OPP.	DATE	H/A	SCORE	RECORD (W/2)
185	21	8.8	O.J. Simpson (32)	@ NEP	12/14/75	A	W, 34-14	34-10-4
101	23	4.4	Jim Braxton (4)	@ NEP	12/14/75	A	W, 34-14	(4-1)
130	24	5.4	O.J. Simpson (33)	v KCY	10/3/76	H	W, 50-17	35-10-4
114	17	6.7	Jeff Kinney	v KCY	10/3/76	H	W, 50-17	(5-1)
110	25	4.4	O.J. Simpson (34)	v NEP	10/24/76	H	L, 22-26	35-11-4
166	29	5.7	O.J. Simpson (35)	v NYJ	10/31/76	H	L, 14-19	35-12-4
118	25	4.7	O.J. Simpson (36)	v SDC	11/21/76	H	L, 13-34	35-13-4
273	29	9.4	O.J. Simpson (37)	@ DET	11/25/76	A	L, 14-27	35-14-4
203	24	8.5	O.J. Simpson (38)	@ MIA	12/5/76	A	L, 27-45	35-15-4
171	28	6.1	O.J. Simpson (39)	@ BAL	12/12/76	A	L, 20-58	35-16-4
122	23	5.3	O.J. Simpson (40)	v NYJ	10/9/77	H	L, 19-24	35-17-4
138	23	6.0	O.J. Simpson (41)	v ATL	10/16/77	H	W, 3-0	36-17-4
155	27	5.7	Roland Hooks	@ NEP	11/6/77	A	W, 24-14	37-17-4
100	18	5.6	Curtis Brown	v CIN	10/22/78	H	W, 5-0	38-17-4
114	11	10.4	Curtis Brown (2)	v MIA	11/12/78	H	L, 24-25	38-18-4
208	21	9.9	Terry Miller	v NYG	11/26/78	H	W, 41-17	39-18-4
115	12	9.6	Roland Hooks (2)	v NYG	11/26/78	H	W, 41-17	(6-1)
123	15	8.2	Terry Miller (2)	@ BAL	12/17/78	A	W, 21-14	40-18-4
118	30	3.9	Joe Cribbs	v NEP	10/26/80	H	W, 31-13	41-18-4
110	24	4.6	Joe Cribbs (2)	v PIT	11/23/80	H	W, 28-13	42-18-4
128	18	7.1	Joe Cribbs (3)	@ SFR	12/21/80	A	W, 18-13	43-18-4
159	17	9.4	Joe Cribbs (4)	v BAL	10/4/81	H	W, 23-17	44-18-4
123	24	5.1	Joe Cribbs (5)	v DEN	10/25/81	H	W, 9-7	45-18-4
109	19	5.7	Roland Hooks (3)	v WAS	11/29/81	H	W, 21-14	46-18-4
153	33	4.6	Joe Cribbs (6)	@ NEP	12/13/81	A	W, 19-10	47-18-4
143	30	4.8	Joe Cribbs (7)	v PIT	12/12/82	H	W, 13-0	48-18-4
108	19	5.7	Joe Cribbs (8)	@ MIA	12/27/82	A	L, 10-27	48-19-4
104	17	6.1	Joe Cribbs (9)	@ NEP	1/2/83	A	L, 19-30	48-20-4
166	22	7.5	Joe Cribbs (10)	v HOU	9/25/83	H	W, 30-13	49-20-4
105	19	5.5	Joe Cribbs (11)	@ BAL	10/16/83	A	W, 30-7	50-20-4
185	36	5.1	Joe Cribbs (12)	@ KCY	12/4/83	A	W, 14-9	51-20-4
100	15	6.7	Joe Cribbs (13)	v SFR	12/11/83	H	L, 10-23	51-21-4
144	29	5.0	Greg Bell	@ IND	9/30/84	A	L, 17-31	51-22-4
113	28	4.0	Greg Bell (2)	@ SEA	10/14/84	A	L, 28-31	51-23-4
206	27	7.6	Greg Bell (3)	v DAL	11/18/84	H	W, 14-3	52-23-4
123	19	6.5	Greg Bell (4)	@ PIT	12/15/85	A	L, 24-30	52-24-4
108	25	4.3	Robb Riddick	v PIT	11/9/86	H	W, 16-12	53-24-4
118	27	4.4	Robb Riddick (2)	@ KCY	11/30/86	A	W, 17-14	54-24-4
139	25	5.6	Carl Byrum	v NYG	10/18/87	H	W, 6-3	55-24-4
119	23	5.2	Ronnie Harmon	v MIA	11/29/87	H	W, 27-0	56-24-4
116	23	5.0	Thurman Thomas	v GBY	10/30/88	H	W, 28-0	57-24-7
103	18	5.7	Robb Riddick (3)	v NYJ	11/20/88	H	W, 9-6	58-24-4
106	14	7.6	Thurman Thomas (2)	v RAI	12/11/88	H	W, 37-21	59-24-4
105	21	5.0	Thurman Thomas (3)	v NEP	10/1/89	H	W, 31-10	60-24-4
105	24	4.4	Thurman Thomas (4)	v RAM	10/16/89	H	W, 23-20	61-24-4
148	22	6.7	Thurman Thomas (5)	v MIA	10/29/89	H	W, 31-17	62-24-4
121	21	5.8	Larry Kinnebrew	v MIA	10/29/89	H	W, 31-17	(7-1)
127	29	4.4	Thurman Thomas (6)	v IND	11/12/89	H	W, 30-7	63-24-4
100	26	3.8	Thurman Thomas (7)	v CIN	11/26/89	H	W, 24-7	64-24-4
214	18	11.9	Thurman Thomas (8)	@ NYJ	9/24/90	A	W, 30-7	65-24-4
136	22	6.2	Thurman Thomas (9)	@ NEP	10/28/90	A	W, 27-10	66-24-4
112	26	4.3	Thurman Thomas (10)	v PHX	11/11/90	H	W, 45-14	67-24-4



100-YARD RUSHING PERFORMANCES

REGULAR SEASON ONLY

YARDS	ATT.	AVG.	PLAYER	OPP.	DATE	H/A	SCORE	RECORD (W/2)
165	22	7.5	Thurman Thomas (11)	v NEP	11/18/90	H	W, 14-0	68-24-4
154	30	5.1	Thurman Thomas (12)	v MIA	12/23/90	H	W, 24-14	69-24-4
165	25	6.6	Thurman Thomas (13)	v MIA	9/1/91	H	W, 35-31	70-24-4
107	15	7.1	Thurman Thomas (14)	v PIT	9/8/91	H	W, 52-34	71-24-4
117	25	4.7	Thurman Thomas (15)	v CHI	9/29/91	H	W, 35-20	72-24-4
117	20	5.9	Thurman Thomas (16)	v IND	10/13/91	H	W, 42-6	73-24-4
108	9	12.0	Kenneth Davis	v IND	10/13/91	H	W, 42-6	(8-1)
126	32	3.9	Thurman Thomas (17)	v NEP	11/3/91	H	W, 22-17	74-24-4
106	24	4.4	Thurman Thomas (18)	@ GBY	11/10/91	A	W, 34-24	75-24-4
135	23	5.9	Thurman Thomas (19)	@ MIA	11/18/91	A	W, 41-27	76-24-4
124	23	5.4	Thurman Thomas (20)	v NYJ	12/1/91	H	W, 24-13	77-24-4
118	25	4.7	Kenneth Davis (2)	v DET	12/22/91	H	L, 14-17	77-25-4
103	22	4.7	Thurman Thomas (21)	v RAM	9/6/92	H	W, 40-7	78-25-4
120	18	6.7	Thurman Thomas (22)	@ NEP	9/27/92	A	W, 41-7	79-25-4
142	21	6.8	Thurman Thomas (23)	@ NYJ	10/26/92	A	W, 24-20	80-25-4
155	37	4.2	Thurman Thomas (24)	v PIT	11/8/92	H	W, 28-20	81-25-4
181	20	9.1	Kenneth Davis (3)	v ATL	11/22/92	H	W, 41-14	82-25-4
103	13	7.9	Thurman Thomas (25)	v ATL	11/22/92	H	W, 41-14	(9-1)
102	21	4.9	Thurman Thomas (26)	@ IND	11/29/92	A	L, 13-16	82-26-4
116	18	6.4	Thurman Thomas (27)	v NYJ	12/6/92	H	L, 17-24	82-27-4
120	26	4.6	Thurman Thomas (28)	v DEN	12/12/92	H	W, 27-17	83-27-4
115	24	4.8	Thurman Thomas (29)	@ NOR	12/20/92	A	W, 20-16	84-27-4
114	24	4.8	Thurman Thomas (30)	v NEP	9/5/93	H	W, 38-14	85-27-4
122	26	4.7	Thurman Thomas (31)	v NYG	10/3/93	H	W, 17-14	86-27-4
117	27	4.3	Thurman Thomas (32)	@ NYJ	10/24/93	A	W, 19-10	87-27-4
129	28	4.6	Thurman Thomas (33)	v WAS	11/1/93	H	W, 24-10	88-27-4
111	30	3.7	Thurman Thomas (34)	@ NEP	11/7/93	A	W, 13-10	89-27-4
116	27	4.3	Thurman Thomas (35)	v IND	11/21/93	H	W, 23-9	90-27-4
110	26	4.2	Thurman Thomas (36)	@ IND	1/2/94	A	W, 30-10	91-27-4
106	26	4.1	Thurman Thomas (37)	@ NEP	9/11/94	A	W, 38-35	92-27-4
112	28	4.0	Thurman Thomas (38)	@ HOU	9/18/94	A	W, 15-7	93-27-4
103	17	6.1	Thurman Thomas (39)	v DEN	9/26/94	H	W, 27-20	94-27-4
125	31	4.0	Thurman Thomas (40)	v MIA	10/9/94	H	W, 21-11	95-27-4
133	27	4.9	Thurman Thomas (41)	v NYJ	10/8/95	H	W, 29-10	96-27-4
100	23	4.3	Darick Holmes	v ATL	11/12/95	H	W, 23-17	97-27-4
129	24	5.4	Thurman Thomas (42)	@ STL	12/10/95	A	W, 45-27	98-27-4
148	35	4.2	Thurman Thomas (43)	v MIA	12/17/95	H	W, 23-20	99-27-4
119	26	4.6	Thurman Thomas (44)	@ NEP	10/27/96	A	L, 25-28	99-28-4
122	22	5.5	Darick Holmes (2)	v WAS	11/3/96	H	W, 38-13	100-28-4
107	23	4.7	Thurman Thomas (45)	v WAS	11/3/96	H	W, 38-13	(10-1)
129	12	10.8	Antowain Smith	v IND	9/21/97	H	W, 37-35	101-28-4
104	18	5.8	Thurman Thomas (46)	v NYJ	11/30/97	H	W, 20-10	102-28-4
118	22	5.4	Antowain Smith (2)	v STL	9/20/98	H	L, 33-34	102-29-4
130	31	4.2	Antowain Smith (3)	@ IND	10/11/98	A	W, 31-24	103-29-4
107	23	4.7	Antowain Smith (4)	v IND	11/22/98	H	W, 34-11	104-29-4
113	30	3.8	Antowain Smith (5)	v NYJ	9/19/99	H	W, 17-3	105-29-4
126	29	4.3	Antowain Smith (6)	v MIA	11/14/99	H	W, 23-3	106-29-4
147	17	8.6	Antowain Smith (7)	@ SEA	12/23/00	A	W, 42-23	107-29-4
113	19	5.9	Travis Henry	v NYJ	10/7/01	H	L, 36-42	107-30-4
101	27	3.7	Travis Henry (2)	v CAR	12/9/01	H	W, 25-24	108-30-4
130	16	8.1	Shawn Bryson	@ ATL	12/23/01	A	L, 30-33	108-31-4
107	28	3.8	Shawn Bryson (2)	@ NYJ	12/30/01	A	W, 14-9	109-31-4



100-YARD RUSHING PERFORMANCES

REGULAR SEASON ONLY

YARDS	ATT.	AVG.	PLAYER	OPP.	DATE	H/A	SCORE	RECORD (W/2)
149	31	4.8	Travis Henry (3)	v NYJ	9/8/02	H	L, 31-37	109-32-4
159	28	5.7	Travis Henry (4)	@ HOU	10/13/02	A	W, 31-24	110-32-4
132	22	6.0	Travis Henry (5)	@ MIA	10/20/02	A	W, 23-10	111-32-4
126	24	5.3	Travis Henry (6)	@ KCY	11/17/02	A	L, 16-17	111-33-4
151	35	4.3	Travis Henry (7)	v MIA	12/1/02	H	W, 38-21	112-33-4
144	22	6.5	Travis Henry (8)	v SDC	12/15/02	H	W, 20-13	113-33-4
167	31	5.4	Travis Henry (9)	v WAS	10/19/03	H	W, 24-7	114-33-4
124	22	5.6	Travis Henry (10)	@ KCY	10/26/03	A	L, 5-38	114-34-4
149	23	6.5	Travis Henry (11)	v HOU	11/16/03	H	L, 10-12	114-35-4
113	26	4.3	Travis Henry (12)	@ NYG	11/30/03	A	W, 24-7	115-35-4
169	32	5.3	Travis Henry (13)	v NYJ	12/7/03	H	W, 17-6	116-35-4
111	26	4.3	Willis McGahee	v MIA	10/17/04	H	W, 20-13	117-35-4
102	30	3.4	Willis McGahee (2)	v ARI	10/31/04	H	W, 38-14	118-35-4
132	37	3.6	Willis McGahee (3)	v NYJ	11/7/04	H	W, 22-17	119-35-4
100	20	5.0	Willis McGahee (4)	v STL	11/21/04	H	W, 37-17	120-35-4
116	28	4.1	Willis McGahee (5)	@ SEA	11/28/04	A	W, 38-9	121-35-4
105	27	3.9	Willis McGahee (6)	v CLE	12/12/04	H	W, 37-7	122-35-4
102	15	6.8	Willis McGahee (7)	@ SFR	12/26/04	A	W, 41-7	123-35-4
117	22	5.3	Willis McGahee (8)	v HOU	9/11/05	H	W, 22-7	124-35-4
140	27	5.2	Willis McGahee (9)	v ATL	9/25/05	H	L, 16-24	124-36-4
143	29	4.9	Willis McGahee (10)	v NYJ	10/16/05	H	W, 27-17	125-36-4
136	31	4.4	Willis McGahee (11)	@ NEP	10/30/05	A	L, 16-21	125-37-4
113	22	5.1	Willis McGahee (12)	@ NYJ	1/1/06	A	L, 26-30	125-38-4
150	26	5.8	Willis McGahee (13)	v NYJ	9/24/06	H	L, 20-28	125-39-4
109	28	3.9	Anthony Thomas	@ IND	11/12/06	A	L, 16-17	125-40-4
125	16	7.8	Willis McGahee (14)	@ NYJ	12/10/06	A	W, 31-13	126-40-4
153	29	5.3	Marshawn Lynch	v CIN	11/4/07	H	W, 33-21	127-40-4
115	15	7.7	Fred Jackson	v MIA	12/9/07	H	W, 38-17	128-40-4
107	23	4.7	Marshawn Lynch (2)	v MIA	12/9/07	H	W, 38-17	(11-1)
105	22	4.8	Marshawn Lynch (3)	@ PHI	12/30/07	A	L, 9-17	128-41-4
119	23	5.2	Marshawn Lynch (4)	v CLE	11/17/08	H	L, 27-29	128-42-4
134	16	8.4	Marshawn Lynch (5)	v SFR	11/30/08	H	L, 3-10	128-43-4
127	21	6.0	Marshawn Lynch (6)	@ NYJ	12/14/08	A	L, 27-31	128-44-4
136	27	5.0	Fred Jackson (2)	v NEP	12/28/08	H	L, 0-13	128-45-4
163	28	5.8	Fred Jackson (3)	v TAM	9/20/09	H	W, 33-20	129-45-4
212	33	6.4	Fred Jackson (4)	v IND	1/3/10	H	W, 30-7	130-45-4
133	25	5.3	Fred Jackson (5)	v DET	11/14/10	H	W, 14-12	131-45-4
116	21	5.5	Fred Jackson (6)	@ CIN	11/21/10	A	W, 49-31	132-45-4
112	29	3.9	Fred Jackson (7)	v CLE	12/12/10	H	W, 13-6	133-45-4
112	20	5.6	Fred Jackson (8)	@ KCY	9/11/11	A	W, 41-7	134-45-4
117	15	7.8	Fred Jackson (9)	v OAK	9/18/11	H	W, 38-35	135-45-4
111	26	4.3	Fred Jackson (10)	v PHI	10/9/11	H	W, 31-24	136-45-4
121	16	7.6	Fred Jackson (11)	@ NYG	10/16/11	A	L, 24-27	136-46-4
120	26	4.6	Fred Jackson (12)	v WAS	10/30/11	H	W, 23-0	137-46-4
114	13	8.8	Fred Jackson (13)	@ DAL	11/13/11	A	L, 7-44	137-47-4
111	16	6.9	C.J. Spiller	v DEN	12/24/11	H	W, 40-14	138-47-4
169	14	12.1	C.J. Spiller (2)	@ NYJ	9/9/12	A	L, 28-48	138-48-4
123	15	8.2	C.J. Spiller (3)	v KCY	9/16/12	H	W, 35-17	139-48-4
107	14	7.6	C.J. Spiller (4)	@ IND	11/25/12	A	L, 13-20	139-49-4
109	25	4.4	Fred Jackson (14)	v JAX	12/2/12	H	W, 34-18	140-49-4
103	17	6.1	C.J. Spiller (5)	v SEA	12/16/12	H	L, 17-50	140-50-4
138	22	6.3	C.J. Spiller (6)	@ MIA	12/23/12	A	L, 10-24	140-51-4
103	16	6.4	C.J. Spiller (7)	v CAR	9/15/13	H	W, 24-23	141-51-4



100-YARD RUSHING PERFORMANCES

REGULAR SEASON ONLY

YARDS	ATT.	AVG.	PLAYER	OPP.	DATE	H/A	SCORE	RECORD (W/2)
116	12	9.7	C.J. Spiller (8)	v KCY	11/3/13	H	L, 13-23	141-52-4
149	15	9.9	C.J. Spiller (9)	v ATL	12/1/13	H	L, 31-34	141-53-4
111	19	5.8	Fred Jackson (15)	v MIA	12/22/13	H	W, 19-0	142-53-4
105	19	5.5	C.J. Spiller (10)	@ NEP	12/29/13	A	L, 20-34	142-54-4
110	12	9.2	Karlos Williams	@ MIA	9/27/15	A	W, 41-14	143-54-4
110	9	12.2	Karlos Williams (2)	v MIA	11/8/15	H	W, 33-17	144-54-4
112	16	7.0	LeSean McCoy	v MIA	11/8/15	H	W, 33-17	(12-1)
112	19	5.9	LeSean McCoy (2)	@ NYJ	11/12/15	A	W, 22-17	146-54-4
112	21	5.3	LeSean McCoy (3)	v HOU	12/6/15	H	W, 30-21	147-54-4
110	17	6.5	LeSean McCoy (4)	v ARI	9/25/16	H	W, 33-18	148-54-4
150	18	8.3	LeSean McCoy (5)	@ LAR	10/2/16	A	W, 30-19	149-54-4
140	19	7.4	LeSean McCoy (6)	v SF	10/9/16	H	W, 45-16	150-54-4
103	19	5.4	LeSean McCoy (7)	v JAX	11/27/16	H	W, 28-21	151-54-4
130	17	7.6	LeSean McCoy (8)	@ OAK	12/4/16	A	L, 24-38	151-55-4
153	19	8.1	LeSean McCoy (9)	v CLE	12/18/16	H	W, 33-13	152-55-4
128	24	5.3	LeSean McCoy (10)	v MIA	12/24/16	H	L, 31-34	152-56-4
110	22	5.0	LeSean McCoy (11)	v NYJ	9/10/17	H	W, 21-12	153-56-4
151	27	5.6	LeSean McCoy (12)	v OAK	10/29/17	H	W, 34-14	154-56-4
114	13	8.8	LeSean McCoy (13)	@ LAC	11/19/17	A	L, 54-24	154-57-4
156	32	4.9	LeSean McCoy (14)	v IND	12/10/17	H	W, 13-7	155-57-4
113	26	4.3	LeSean McCoy (15)	@ NYJ	11/11/18	A	W, 41-10	156-57-4
135	9	15.0	Josh Allen	@ MIA	12/2/18	A	L, 17-21	156-58-4
101	9	11.2	Josh Allen (2)	v NYJ	12/9/18	H	L, 23-27	156-59-4
109	17	6.4	Frank Gore	v NE	9/29/19	H	L, 10-16	156-60-4
106	21	5.0	Devin Singletary	v DEN	11/24/19	H	W, 20-3	157-60-4
109	12	9.1	Josh Allen (3)	@ TB	12/12/21	A	L, 27-33	157-61-4
110	23	5.3	Devin Singletary (2)	v ATL	1/2/22	H	W, 29-15	158-61-4
106	12	8.8	Devin Singletary (3)	@ CHI	12/24/22	A	W, 35-13	159-61-4
123	17	7.2	James Cook	v LVR	9/17/22	H	W, 38-10	160-61-4
109	12	9.1	James Cook (2)	v DEN	11/13/23	H	L, 22-24	160-62-4
179	25	7.2	James Cook (3)	v DAL	12/17/23	H	W, 31-10	161-62-4



BILLS IN PRIMETIME

PRIMETIME GAMES

THURSDAYS

DATE	OPPONENT	W/L	SCORE
9/17/81	vs. Philadelphia	L	14-20
9/16/82	vs. Minnesota	W	23-22
10/18/01	at Jacksonville	W	13-10
12/3/09	vs. NYJ (Toronto)	L	13-19
11/15/12	vs. Miami	W	19-14
10/3/13	at Cleveland	L	24-37
11/13/14	at Miami	L	9-22
11/12/15	at NY Jets	W	22-17
9/15/16	vs. NY Jets	L	31-37
11/2/17	at NY Jets	L	21-34
11/25/21	at New Orleans	W	31-6
9/8/22	at LA Rams	W	31-10
12/1/22	at New England	W	24-10
10/26/23	vs. Tampa Bay	W	24-18
<i>Total Games: 14</i>		<i>Wins: 8</i>	<i>Losses: 6</i>

SATURDAYS

DATE	OPPONENT	W/L	SCORE
12/23/00	at Seattle	W	42-23
12/17/05	vs. Denver	L	17-28
12/17/22	vs. Miami	W	32-29
12/23/23	at Chargers	W	24-22
<i>Total Games: 4</i>		<i>Wins: 3</i>	<i>Losses: 1</i>

SUNDAYS

DATE	OPPONENT	W/L	SCORE
10/7/90	LA Raiders	W	38-24
12/15/91	at Indianapolis	W	35-7
9/20/92	vs. Indianapolis	W	38-0
12/27/92	at Houston Oilers	L	3-27
10/3/93	vs. NY Giants	W	17-14
12/4/94	at Miami	W	42-31
9/3/95	at Denver	L	7-22
12/3/95	at San Francisco	L	17-27
9/1/96	at NY Giants	W	23-20 (OT)
10/27/96	at New England	L	25-28
10/25/98	at Carolina	W	30-14
9/19/99	vs. NY Jets	W	17-3
12/19/99	at Arizona	W	31-21
9/3/00	vs. Tennessee	W	16-13
12/2/01	at San Francisco	L	0-35
9/21/03	at Miami	L	7-17
10/26/03	at Kansas City	L	5-38
11/14/04	at New England	L	6-29
10/30/05	at New England	L	16-21
11/18/07	vs. New England	L	10-56
12/15/19	at Pittsburgh	W	17-10
12/13/20	vs. Pittsburgh	W	26-15
10/10/21	at Kansas City	W	38-20
10/30/22	vs. Green Bay	W	27-17
10/15/23	vs. NY Giants	W	14-9
11/5/23	at Cincinnati	L	18-24
1/7/24	at Miami	W	21-14
<i>Total Games: 27</i>		<i>Wins: 16</i>	<i>Losses: 11</i>



BILLS IN PRIMETIME

PRIMETIME GAMES

MONDAYS

DATE	OPPONENT	W/L	SCORE
10/29/73	vs. Kansas City	W	23-14
9/16/74	vs. Oakland	W	21-20
10/20/75	vs. NY Giants	L	14-17
11/17/75	at Cincinnati	L	24-33
9/13/76	vs. Miami	L	21-30
11/15/76	at Dallas	L	10-17
11/28/77	at Oakland	L	13-34
10/12/81	vs. Miami	W	31-21
11/9/81	at Dallas	L	14-27
12/27/82	at Miami	L	10-27
10/3/83	vs. NY Jets	L	10-34
9/17/84	vs. Miami	L	17-21
10/17/88	at NY Jets	W	37-14
11/14/88	at Miami	W	31-6
9/18/89	vs. Denver	L	14-28
10/16/89	vs. LA Rams	W	23-20
12/4/89	at Seattle	L	16-17
9/24/90	at NY Jets	W	30-7
11/26/90	at Houston Oilers	L	24-27
10/7/91	at Kansas City	L	6-33
10/21/91	vs. Cincinnati	W	35-16
11/18/91	at Miami	W	41-27
10/26/92	at NY Jets	W	24-20
11/16/92	at Miami	W	26-20
10/11/93	vs. Houston Oilers	W	35-7
11/1/93	vs. Washington	W	24-10
11/15/93	at Pittsburgh	L	0-23
9/26/94	vs. Denver	W	27-20
11/14/94	at Pittsburgh	L	10-23
10/2/95	at Cleveland	W	22-19
10/23/95	at New England	L	14-27
9/16/96	at Pittsburgh	L	6-24
12/16/96	at Miami	L	14-16
10/20/97	at Indianapolis	W	9-6
11/17/97	at Miami	L	13-30
10/4/99	at Miami	W	23-18
12/11/00	at Indianapolis	L	20-44
10/8/07	vs. Dallas	L	24-25
11/17/08	vs. Cleveland	L	27-29
9/14/09	at New England	L	24-25
11/23/15	at New England	L	13-20
11/7/16	at Seattle	L	25-31
10/29/18	vs. New England	L	6-25

MONDAYS (CONT.)

DATE	OPPONENT	W/L	SCORE
12/7/20	at San Francisco	W	34-24
12/28/20	at New England	W	38-9
10/18/21	at Tennessee	L	31-34
12/6/21	vs. New England	L	10-14
9/19/22	vs. Tennessee	W	41-7
9/11/23	at NY Jets	L	16-22
11/13/23	vs. Denver	L	22-24
<i>Total Games: 50</i>			<i>Wins: 20</i>
			<i>Losses: 29</i>

TUESDAYS

DATE	OPPONENT	W/L	SCORE
10/13/20	at Tennessee	L	16-42
<i>Total Games: 1</i>			<i>Wins: 0</i>
			<i>Losses: 193</i>

BILLS OVERALL IN PRIMETIME

Total prime time games:	95
Total wins:	47
Total losses:	48



BILLS BEST PERFORMANCES

SCORING

MOST TOUCHDOWNS SCORED

5 Cookie Gilchrist, vs. N.Y. Jets 12/8/63

MOST FIELD GOALS

6 Tyler Bass, at N.Y. Jets 10/25/20
Steve Christie, at N.Y. Jets 10/20/96

LONGEST FIELD GOAL

59 Steve Christie, vs. Miami 9/26/93

RUSHING

MOST RUSHING ATTEMPTS

39 O.J. Simpson, vs. Kansas City 10/29/73

MOST RUSHING YARDS

273 O.J. Simpson, at Detroit 11/25/76

MOST RUSHING TOUCHDOWNS

5 Cookie Gilchrist, vs. N.Y. Jets 12/8/63

LONGEST RUN FROM SCRIMMAGE

80 Fred Jackson, at N.Y. Giants 10/16/11

PASSING

MOST PASS ATTEMPTS

63 Josh Allen, at Miami 9/25/22

MOST PASSES COMPLETED

42 Josh Allen, at Miami 9/25/22

MOST PASSING YARDS

463 Drew Bledsoe, at Minnesota 9/15/02

MOST TOUCHDOWN PASSES

6 Jim Kelly, vs. Pittsburgh 9/8/91

LONGEST PASS COMPLETION

98 Josh Allen, vs. Pittsburgh 10/9/22
98 Ryan Fitzpatrick, at Jacksonville 11/22/09

RECEIVING

MOST RECEPTIONS

15 Andre Reed, vs. Green Bay 11/20/94

MOST RECEIVING YARDS

265 Lee Evans, at Houston 11/19/06

MOST TOUCHDOWN RECEPTIONS

4 Don Beebe, vs. Pittsburgh 9/8/91
Jerry Butler, vs. N.Y. Jets 9/23/79

INTERCEPTIONS

MOST INTERCEPTIONS

3 10 times (most recent Nate Clements, at Miami 10/20/02)

LONGEST INTERCEPTION RETURN

101 Tony Green, vs. Kansas City 10/3/76.

MISCELLANEOUS

MOST PUNTS

11 Four times (most recent Chris Mohr vs. Indianapolis 10/6/96)

LONGEST PUNT

84 Brian Moorman, at Green Bay 12/22/02

LONGEST KICKOFF RETURN

104 Terrence McGee, at Miami 12/5/04

LONGEST PUNT RETURN

96 Deonte Harty, at Miami 1/7/24

LONGEST FUMBLE RETURN

87 Dave Kilson, vs. Houston 9/25/83



BEST PERFORMANCES VS. BILLS

SCORING

MOST TOUCHDOWNS SCORED

5 Jonathan Taylor, vs. Indianapolis 11/21/21

MOST FIELD GOALS

6 Jim Turner, at N.Y. Jets 11/3/68

LONGEST FIELD GOAL

61 Jay Feely, at Arizona 10/14/12

RUSHING

MOST RUSHING ATTEMPTS

42 Terrell Davis, Denver 10/26/97
Ricky Williams, at Miami 9/21/03

MOST RUSHING YARDS

236 Le'Veon Bell, Pittsburgh 12/11/16

MOST RUSHING TOUCHDOWNS

4 Calvin Hill, Dallas 9/19/71
Clarence Williams, at San Diego 9/16/79

LONGEST RUN FROM SCRIMMAGE

88 Ahmad Bradshaw, N.Y. Giants 12/23/07

PASSING

MOST PASS ATTEMPTS

68 George Blanda, Houston 11/1/64

MOST PASSES COMPLETED

40 Kirk Cousins, at Minnesota 9/23/18

MOST PASSING YARDS

466 Tom Brady, New England 9/20/15

MOST TOUCHDOWN PASSES

6 Daryle Lamonica, at Oakland 10/19/69

LONGEST PASS COMPLETION

96 Frank Tripucka, Denver 9/15/62
Ken O'Brien, N.Y.J. 12/8/85

RECEIVING

MOST RECEPTIONS

16 Wes Welker, New England 9/25/11

MOST RECEIVING YARDS

238 Chris Chambers, at Miami 12/4/05

MOST TOUCHDOWN RECEPTIONS

4 Randy Moss, New England 11/18/07

INTERCEPTIONS

MOST INTERCEPTIONS

4 Austin "Goose" Gonsoulin, Denver 9/18/60

LONGEST INTERCEPTION RETURN

103 Louis Oliver, Miami 10/4/92 (TD)

MISCELLANEOUS

MOST PUNTS

12 Luke Prestridge, Denver 10/25/81
Chris Gardocki, Indianapolis 10/6/96

LONGEST PUNT

93 Shawn McCarthy, New England 11/3/91

LONGEST KICKOFF RETURN

101 Cotton Speyrer, at Baltimore 11/25/73

LONGEST PUNT RETURN

89 Mike Haynes, at New England 11/7/76

LONGEST FUMBLE RETURN

96 Lee Woodall, at San Francisco 12/3/95



SINGLE-SEASON TEAM RECORDS

SCORING

MOST POINTS SCORED

501	2020 (16 games)
483	2021 (17 games)
458	1991 (16 games)

FEWEST POINTS SCORED

150	1982 (9 games)
160	1977 (14 games)
184	1971 (14 games)

MOST POINTS ALLOWED

454	1984 (16 games)
435	2012 (16 games)
434	2011 (16 games)

FEWEST POINTS ALLOWED

154	1982 (9 games)
226	1965 (14 games)
229	1999 (16 games)

TOUCHDOWNS

MOST SCORED

60	2020
58	1991
57	2021
	1975

FEWEST SCORED

18	1982 (9 games)
19	1977 (14 games)

MOST ALLOWED

56	1984
53	2011
	2012

FEWEST ALLOWED

56	1984
53	2011
	2012

MOST PASSING TOUCHDOWNS

40	2020
39	1991
36	2021

MOST RUSHING TOUCHDOWNS

29	2016
26	1975
25	1964

KICKING

MOST FIELD GOALS MADE

34	2014
33	1998
	2013

MOST PATs MADE

57	2020
56	1991
51	1975/2021

RUSHING

MOST ATTEMPTS

605	1973
603	1980
588	1975

MOST YARDAGE GAINED

3088	1973
2974	1975
2630	2016

PASSING

MOST ATTEMPTS

655	2021
612	2002
596	2020

MOST COMPLETIONS

415	2021
410	2020
385	2023

MOST YARDS GAINED (NET)

4620	2020
4284	2021
4154	2023

TOTAL NET YARDS

MOST GAINED

6493	2021
6361	2022
6343	2020

FIRST DOWNS

MOST FIRST DOWNS

398	2021
397	2020
381	2023

MOST BY RUSHING

162	1975
158	2023
152	1973

MOST BY PASSING

240	2020
236	2021
218	2002

MOST BY PENALTY

47	2002
39	2013
38	2020
	1983

FUMBLES

MOST OPPONENTS' FUMBLES

RECOVERED

24	1993
23	1976
21	1984



SINGLE-SEASON TEAM RECORDS

INTERCEPTIONS

MOST THROWN

34 1964
1967
32 1971

MOST INTERCEPTED

36 1962
33 1960
32 1965

PENALTIES

MOST PENALTIES

144 1983
143 2015
132 1985

MOST YARDS PENALIZED

1,249 2015
1,108 1970
1,103 1978

QB SACKS

MOST SACKS MADE

57 2013
54 2014
2023

MOST SACKS ALLOWED

63 1961
60 1984
59 2000

FEWEST SACKS ALLOWED

12 1986 (9 games)
16 1966 (14 games)
1981 (16 games)

MISCELLANEOUS SINGLE SEASON TEAM RECORDS

BEST SEASON, WIN PERCENTAGE

.857 1964

BEST SEASON, WIN TOTAL

13 1990/1991/2020/2022

MOST LOSSES

14 1984
1985

LONGEST WINNING STREAK

11 Dec. 8, 1963 - Nov. 8, 1964

LONGEST WINNING STREAK AT HOME

15 Sept. 9, 1990 - Dec. 1, 1991

LONGEST WINNING STREAK ON THE ROAD

6 Nov. 25, 1973 - Nov. 3, 1974
Dec. 13, 1964 - Nov. 14, 1965

LONGEST LOSING STREAK

15 Nov. 22, 1970 - Nov. 21, 1971

LONGEST LOSING STREAK AT HOME

9 Oct. 18, 1970 - Nov. 21, 1971

LONGEST LOSING STREAK ON THE ROAD

22 Dec. 18, 1983 - Nov. 23, 1986

MOST CONSECUTIVE WINS - START OF SEASON

9 Sept. 13, 1964 - Nov. 8, 1964

MOST CONSECUTIVE WINS - END OF SEASON

6 Nov. 29, 2020 - Jan. 3, 2021
5 Dec. 10, 2023 - Jan. 7, 2024

MOST CONSECUTIVE LOSSES - START OF SEASON

11 Sept. 2, 1984 - Nov. 11, 1984

MOST CONSECUTIVE LOSSES - END OF SEASON

10 Oct. 10, 1976 - Dec. 12, 1976

TOTAL SHUTOUTS BY BILLS

25 Last: 10/3/21 vs. Houston

TOTAL SHUTOUTS AGAINST BILLS

24 Last: 9/30/18 at Green Bay

MOST SHUTOUTS IN A SEASON

2 1982/1990/2021

MOST TIMES SHUTOUTS IN A SEASON

4 1971



SINGLE-GAME TEAM RECORDS

SCORING

MOST POINTS SCORED

58 vs. Miami 9/18/66

MOST POINTS ALLOWED

58 at Baltimore 12/12/76

MOST POINT, BOTH TEAMS

88 Buffalo 47, Houston 41
9/24/89 (OT)

FEWEST POINTS, BOTH TEAMS

3 Buffalo 3, Atlanta 0
10/16/77

MOST DECISIVE VICTORY

42 Buffalo 42, Cleveland 0
11/4/90

MOST DECISIVE LOSS

46 New England 56, Buffalo 10
11/18/07

LARGEST COMEBACK

26 vs. Indianapolis 9/21/97

LARGEST COMEBACK AGAINST

21 vs. Baltimore 11/9/75
at Pittsburgh 12/15/85
at Miami 12/4/05
at New England 1/1/12

TOUCHDOWNS

MOST SCORED

8 vs. Miami 1/3/21
vs. Miami 9/18/66

MOST ALLOWED

8 at Seattle 10/30/77

MOST SCORED BY RUSHING

5 vs. Washington 11/3/96
vs. Cincinnati

MOST ALLOWED BY RUSHING

6 vs. New Orleans 11/12/17

MOST SCORED BY PASSING

6 vs. Pittsburgh 9/8/91

MOST ALLOWED BY PASSING

6 at Oakland 10/19/69

KICKING

MOST FIELD GOALS MADE

6 at N.Y. Jets 10/25/20
at N.Y. Jets 10/20/96

MOST FIELD GOALS ALLOWED

6 at N.Y. Jets 11/3/68

TOTAL YARDS

MOST YARDS GAINED

589 vs. Miami 12/24/16 (OT)

FEWEST YARDS GAINED

49 vs. Baltimore 10/10/71

MOST YARDS ALLOWED

621 at San Francisco 10/7/12

FEWEST YARDS ALLOWED

26 vs. Cleveland 12/12/04

FIRST DOWNS

MOST, TOTAL

35 at New England 11/11/12

MOST ALLOWED, TOTAL

34 at Cincinnati 11/17/75
at Cincinnati 11/27/88

FEWEST, TOTAL

4 vs. Baltimore 10/10/71

FEWEST ALLOWED, TOTAL

4 vs. NY Jets 1/9/21

MOST BY RUSHING

21 vs. Washington 11/3/96

MOST ALLOWED BY RUSHING

20 vs. New Orleans 11/12/17

MOST BY PASSING

22 at Minnesota 9/15/02 (OT)

MOST ALLOWED BY PASSING

24 vs. Houston 11/1/64
vs. Miami 11/16/86

MOST BY PENALTY

8 vs. Houston 9/20/87
at N.Y. Jets 9/22/13

MOST ALLOWED BY PENALTY

7 vs. Cleveland 10/23/77
at Baltimore 12/17/78
at Miami 10/9/83
vs. Jacksonville 12/2/12
vs. N.Y. Giants 10/4/15

RUSHING

MOST ATTEMPTS

58 at Cincinnati 12/16/84
vs. Miami 10/4/92

MOST ATTEMPTS ALLOWED

68 vs. Houston 11/1/64

MOST YARDS GAINED

366 vs. N.Y. Giants 11/26/78

FEWEST YARDS GAINED

0 at Chicago 10/2/88

MOST YARDS ALLOWED

320 at Dallas Texans 9/30/62

FEWEST YARDS ALLOWED

5 at N.Y. Jets 10/30/66



SINGLE-GAME TEAM RECORDS

PASSING

MOST ATTEMPTS

58 at Cincinnati 12/16/84
vs. Miami 10/4/92

FEWEST ATTEMPTS

2 vs. N.Y. Jets 9/29/74

MOST ATTEMPTS ALLOWED

68 vs. Houston 11/1/64

FEWEST ATTEMPTS ALLOWED

7 vs. Cincinnati 11/30/69

MOST COMPLETIONS

38 at Miami 10/9/83
at Denver 12/7/14

FEWEST COMPLETIONS

0 vs. N.Y. Jets 9/29/74

MOST COMPLETIONS ALLOWED

40 at Minnesota 9/23/18

FEWEST COMPLETIONS ALLOWED

2 vs. Cincinnati 11/30/69
vs. N.Y. Jets 9/29/74
vs. Cleveland 10/11/09

MOST YARDS GAINED

437 at Minnesota 9/15/02

FEWEST YARDS GAINED

-19 vs. Oakland 9/15/68

MOST YARDS ALLOWED

464 vs. Houston 10/29/61

FEWEST YARDS ALLOWED

-3 vs. Cleveland 12/13/04

PENALTIES

MOST PENALTIES

19 at Miami 12/22/85
at Indianapolis 9/23/01

FEWEST PENALTIES

0 vs. Jacksonville 12/14/97
at N.Y. Jets 1/1/17

MOST PENALTIES BY OPPONENT

22 vs. San Francisco 10/4/98

FEWEST PENALTIES BY OPPONENT

0 vs. N.Y. Titans 10/16/60
vs. Houston 11/1/64
at Kansas City 10/2/66
at N.Y. Jets 12/16/73

MOST YARDS PENALIZED

163 vs. Chicago 11/4/18

FEWEST YARDS PENALIZED

0 vs. Jacksonville 12/14/97
at N.Y. Jets 1/1/17

MOST YARDS PENALIZED, OPPONENT

189 vs. Houston 10/31/65

FEWEST YARDS PENALIZED, OPPONENT

0 vs. N.Y. Titans 10/16/60
vs. Houston 11/1/64
at Kansas City 10/2/66
at N.Y. Jets 12/16/73

FUMBLES

MOST LOST

6 vs. Denver 12/2/79

MOST RECOVERED

7 vs. Cincinnati 11/30/69

INTERCEPTIONS

MOST THROWN

6 vs. Denver 9/18/60
vs. Houston 11/10/74
vs. Miami 11/21/82

MOST INTERCEPTED

6 at L.A. Chargers 11/20/60
at Denver 11/19/61
vs. Houston 9/9/62
at Boston 12/9/67
at N.Y. Jets 10/18/09

TOTAL TURNOVERS

MOST COMMITTED

8 at New England 11/7/76

MOST FORCED BY DEFENSE

9 at Denver 11/19/61
at Kansas City 10/17/65

SACKS

MOST SACKS MADE

11 at Denver 12/13/64

MOST SACKS ALLOWED

11 vs. Oakland 10/15/67

RETURNS

MOST PUNT RETURNS

9 at Houston 10/11/64
vs. Pittsburgh 12/12/82

MOST PUNT RETURN YARDS

148 vs. St. Louis 11/21/04

MOST KICK RETURNS

10 at Baltimore 12/12/76

MOST KICK RETURN YARDS

256 at Cincinnati 12/24/05



SINGLE-GAME TEAM RECORDS

BILLS HIGHS

58	vs. Miami 9/18/66
8	Last: vs. Miami 1/3/21
5	Last: vs. Washington 11/3/96
6	vs. Pittsburgh 9/8/91
8	at NY Jets 10/25/20
6	Last: at NY Jets 10/25/20
35	at New England 11/11/12
589	vs. Miami 12/24/16
65	vs. Kansas City 10/29/73
366	vs. NYG 11/26/78
437	at Minnesota 9/15/02
11	vs. Oakland 10/15/67
463	at Minnesota 9/15/02
63	at Miami 9/25/22
42	at Miami 9/25/22
6	Last: vs. Miami 11/21/82
8	at New England 11/7/76
7	at Miami 12/4/94
6	vs. Denver 12/2/79
11	Last: vs. Indianapolis 10/6/96
68.0	Last: at San Francisco 12/7/20
163	vs. Chicago 11/4/18

CATEGORY

POINTS
TOUCHDOWNS
RUSHING TDS
PASSING TDS
FIELD GOALS ATTEMPTED
FIELD GOALS MADE
TOTAL FIRST DOWNS
TOTAL NET YARDS
RUSHING ATTEMPTS
NET YARDS RUSHING
NET YARDS PASSING
QB SACKS ALLOWED
GROSS YARDS PASSING
PASS ATTEMPTS
PASS COMPLETIONS
INTERCEPTIONS THROWN
TOTAL TURNOVERS
FUMBLES BY
FUMBLES LOST
PUNTS
PUNTING AVERAGE
YARDS PENALIZED

BILLS LOWS

Last: at Green Bay 9/30/18	0
Last: at Jacksonville 11/7/21	0
Last: at Miami 1/7/24	0
Last: vs. New England 12/31/23	0
Last: at Miami 1/7/24	0
Last: at Miami 1/7/24	0
vs. Baltimore 10/10/71	4
vs. Baltimore Colts 10/10/71	49
at St. Louis Cardinals 9/9/84	8
at Chicago 10/2/88	0
vs. Oakland 9/15/68	-19
Last: vs. Denver 11/13/23	0
vs. NY Jets 9/29/74	0
vs. NY Jets 9/29/74	2
vs. NY Jets 9/29/74	0
Last: vs. Dallas 12/17/23	0
Last: vs. Dallas 12/17/23	0
Last: vs. Tampa Bay 10/26/23	0
Last: vs. New England 12/31/23	0
Last: at LA Rams 9/8/22	0
at Seattle 10/14/84	17.3
Last: at NY Jets 1/1/17	0

OPPONENT HIGHS

58	at Baltimore 12/12/76
8	Last: vs. New England 11/18/07
6	vs. New Orleans 11/12/17
6	at Oakland 10/19/69
8	at NYJ 11/3/68
6	at NYJ 11/3/68
33	vs. New England 9/30/12
621	at San Francisco 10/7/12
64	at Oakland 11/28/77
320	at Dallas 9/30/62
464	vs. Houston 10/29/61
11	at Denver 12/13/64
466	vs. New England 9/20/15
68	vs. Houston 11/1/64
40	at Minnesota 9/23/18
6	at NYJ 10/18/09
9	Last: at Kansas City 10/17/65
9	vs. NYG 10/20/75
7	vs. Cincinnati 11/30/69
12	Last: vs. Indianapolis 10/6/96
64.0	vs. Minnesota 12/11/94
189	vs. Houston 10/31/65

CATEGORY

POINTS
TOUCHDOWNS
RUSHING TDS
PASSING TDS
FIELD GOALS ATTEMPTED
FIELD GOALS MADE
TOTAL FIRST DOWNS
TOTAL NET YARDS
RUSHING ATTEMPTS
NET YARDS RUSHING
NET YARDS PASSING
QB SACKS ALLOWED
GROSS YARDS PASSING
PASS ATTEMPTS
PASS COMPLETIONS
INTERCEPTIONS THROWN
TOTAL TURNOVERS
FUMBLES BY
FUMBLES LOST
PUNTS
PUNTING AVERAGE
YARDS PENALIZED

OPPONENT LOWS

Last: vs. Houston 10/3/21	0
Last: vs. NY Giants 10/15/23	0
Last: vs. NY Jets 11/19/23	0
Last: at Chargers 12/23/23	0
Last: at Miami 1/7/24	0
Last: at Miami 1/7/24	0
vs. NY Jets 1/9/22	4
vs. Cleveland 12/12/04	26
at Minnesota 9/23/18	6
at NYJ 10/30/66	5
vs. Cleveland 12/12/04	-3
Last: vs. Las Vegas 9/17/23	0
vs. Chicago 10/07/79	22
vs. New England 12/6/21	3
Last: vs. New England 12/6/21	2
Last: at Chargers 12/23/23	0
Last: at Chargers 12/23/23	0
Last: at Miami 1/7/24	0
Last: at Miami 1/7/24	0
Last: vs. LA Rams 9/27/20	0
vs. Pittsburgh 9/25/88	22.0
Last: at NYJ 12/16/73	0



ALL-TIME RETURN TDS

ALL-TIME INTERCEPTION RETURN TDS

TOTAL INT TDS: 95 / RECORD WITH A INT TD: 65-21-4

Date	Player	Opponent	Yards	Result/Score
12/31/23	Rasul Douglas	v NE	40	W, 27-21
9/24/23	A.J. Epenesa	@ WAS	32	W, 37-3
9/19/22	Matt Milano	v TEN	43	W, 41-7
10/10/21	Micah Hyde	@ KC	26	W, 38-20
1/3/21	Josh Norman	v MIA	16	W, 56-26
12/13/20	Taron Johnson	v PIT	51	W, 26-15
12/24/17	Jordan Poyer	@ NE	19	L, 16-37
10/9/16	Nickell Robey-Coleman (2)	@ LAR	41	W, 30-19
10/25/15	Corey Graham	@ JAX	44	L, 31-34
9/27/15	Preston Brown	@ MIA	43	W, 41-14
11/17/13	Da'Norris Searcy	v NYJ	32	W, 37-14
10/20/13	Nickell Robey	@ MIA	19	W, 23-21
12/30/12	Bryan Scott (2)	v NYJ	20	W, 28-9
12/24/11	Jairus Byrd (2)	v DEN	37	W, 40-14
10/9/11	Nick Barnett	v PHI	31	W, 31-24
10/2/11	Bryan Scott	@ CIN	43	L, 20-23
9/25/11	Drayton Florence (2)	v NE	27	W, 34-31
1/2/11	Jairus Byrd	@ NYJ	37	L, 7-38
12/5/10	Drayton Florence	@ MIN	40	L, 14-38
9/20/09	Donte Whitner	v TAM	76	W, 33-20
9/14/09	Aaron Schobel	@ NEP	26	L, 24-25
11/23/08	Leodis McKelvin	@ KC	64	W, 54-31
11/2/08	Jabari Greer (2)	v NYJ	42	L, 17-26
9/28/08	Jabari Greer	@ STL	33	W, 31-14
10/08/07	George Wilson	v DAL	25	L, 24-25
10/08/07	Chris Kelsay	v DAL	EZ	L, 24-25
12/10/06	Nate Clements (5)	@ NYJ	58	W, 31-13
11/5/06	London Fletcher-Baker	v GB	17	W, 24-10
12/24/05	Terrence McGee	@ CIN	46	W, 37-27
1/2/05	Nate Clements (4)	v PIT	30	L, 24-29
12/19/04	Takeo Spikes (2)	@ CIN	62	W, 33-17
12/5/04	Pat Williams	@ MIA	20	W, 42-32
10/17/04	Takeo Spikes	v MIA	11	W, 20-13
9/21/03	Nate Clements (3)	@ MIA	54	L, 7-17
9/7/03	Sam Adams	v NEP	37	W, 31-0
10/22/02	Nate Clements (2)	@ MIA	29	W, 23-10
12/23/01	Brandon Spoon (2)	@ ATL	7	L, 30-33
12/9/01	Brandon Spoon	v CAR	44	W, 25-24
9/23/01	Nate Clements	@ IND	48	L, 26-42
10/29/00	Henry Jones (4)	v NYJ	45	W, 23-20
12/13/98	Gabe Northern	v OAK	40	W, 44-21
11/26/95	Cornelius Bennett	v NE	69	L, 25-35
9/10/95	Kurt Schulz	v CAR	32	W, 31-9
12/19/93	Mickey Washington	@ MIA	27	W, 47-34
10/24/93	Darryl Talley (2)	@ NYJ	61	W, 19-10
10/3/93	Henry Jones (3)	v NYG	85	W, 17-14
9/20/92	Henry Jones	v IND	23	W, 38-0
9/20/92	Henry Jones (2)	v IND	82	W, 38-0
9/8/91	Nate Odomes	v PIT	32	W, 52-34
11/4/90	Darryl Talley	@ CLE	60	W, 42-0
9/30/90	Leonard Smith	v DEN	39	W, 29-28
10/29/89	Kirby Jackson	v MIA	40	W, 31-17
10/30/88	Mark Kelso	v GB	78	W, 28-0
12/4/83	Mike Kennedy	@ KC	22	W, 14-9
12/7/80	Steve Freeman (3)	v LAR	47	W, 10-7
9/14/80	Jeff Nixon	v NYJ	50	W, 20-10
12/2/79	Steve Freeman (2)	v DEN	50	L, 16-19
9/9/79	Isiah Robertson	v CIN	23	W, 51-24
9/10/78	Charles Romes	v NYJ	85	L, 20-21
11/6/77	Doug Jones	@ NE	24	W, 24-14
10/3/76	Tony Greene (2)	v KC	101	W, 50-17



ALL-TIME RETURN TDS

ALL-TIME INTERCEPTION RETURN TDS (CONTINUED)

TOTAL INT TDS: 95 / RECORD WITH A INT TD: 65-21-4

Date	Player	Opponent	Yards	Result/Score
10/26/75	Steve Freeman	v MIA	30	L, 30-35
9/21/75	Pat Toomay	v NYJ	44	W, 42-14
11/3/74	Dave Washington	@ NE	72	W, 29-28
10/13/74	Neal Craig	@ BAL	55	W, 27-14
11/25/73	Dwight Harrison	@ BAL	31	W, 24-17
12/17/72	Alvin Wyatt	@ WAS	49	W, 24-17
11/5/72	Tony Greene	v MIA	39	L, 16-30
10/22/72	Ken Lee	@ MIA	16	L, 23-24
11/15/70	George "Butch" Byrd (5)	@ BAL	26	T, 17-17
11/1/70	Edgar Chandler	@ BOS	59	W, 45-10
9/28/69	George "Butch" Byrd (4)	v DEN	12	W, 41-28
11/24/68	Booker Edgerson (2)	@ DEN	35	L, 32-34
9/29/68	Tom Janik (5)	v NYJ	100	W, 37-35
9/29/68	George "Butch" Byrd (3)	v NYJ	53	W, 37-35
9/29/68	Booker Edgerson	v NYJ	45	W, 37-35
12/9/67	Tom Janik (4)	@ BOS	38	W, 44-16
12/9/67	Marty Schottenheimer	@ BOS	45	W, 44-16
11/5/67	Tom Janik (3)	v MIA	19	W, 35-13
12/18/66	Tom Janik (2)	v DEN	25	W, 38-21
11/20/66	Tom Janik	@ HOU	37	W, 42-20
9/25/66	Hagood Clarke	v HOU	66	W, 27-20
9/18/66	George "Butch" Byrd (2)	v MIA	60	W, 58-24
9/11/65	Charley Warner	v BOS	22	W, 24-7
9/26/64	George "Butch" Byrd	v SD	75	W, 30-3
9/13/64	Tom Sestak (2)	v KC	15	W, 34-17
9/22/63	Mike Stratton	v KC	26	T, 27-27
11/3/62	Leroy Moore	v BOS	3	T, 28-28
10/28/62	Tom Sestak	@ DEN	6	W, 45-38
10/7/62	Carl Charon	@ HOU	40	L, 14-17
11/19/61	Stew Barber	@ DEN	21	W, 23-10
12/11/60	Joe Hergert	@ HOU	29	L, 23-31
12/4/60	Jim Wagstaff	v BOS	40	W, 38-14
11/27/60	Mack Yoho	@ DEN	15	T, 38-38
11/20/60	Archie Matsos	@ LAC	20	W, 32-3

ALL-TIME BLOCKED PUNT TDS

TOTAL BLOCKED PUNT TDS: 89 / RECORD WITH A BLOCKED PUNT TD: 7-2

Date	Player	Opponent	Yards	Result/Score
11/24/2014	Manny Lawson	v NYJ	EZ	W, 38-3
12/19/2004	Jason Peters	@ CIN	EZ	W, 33-17
11/10/1996	Gabe Northern	@ PHI	18	W, 24-17
10/7/1990	James Williams	v LA RAI	38	W, 38-24
9/25/1988	Robb Riddick	v PIT	5	W, 36-28
12/8/1984	Stan David	@ NYJ	36	L, 17-21
10/5/1980	Lucius Sanford (2)	@ SD	EZ	W, 26-24
9/9/1979	Lucius Sanford	v CIN	3	W, 51-24
9/30/1962	Carl Charon	@ DLT	3	L, 21-41

ALL-TIME BLOCKED FIELD GOAL TDS

TOTAL BLOCKED FG TDS: 4 / RECORD WITH A BLOCKED FG TD: 3-1

Date	Player	Opponent	Yards	Result/Score
9/30/1990	Cornelius Bennett	v DEN	80	W, 29-28
9/24/1989	Mark Kelso	@ HOU	76	W, 47-41
9/2/1979	Charles Romes	v MIA	76	L, 7-9
11/13/1966	Jim Dunaway	v NYJ	72	W, 14-3



ALL-TIME RETURN TDS

ALL-TIME FUMBLE RETURN TDS

TOTAL FUMBLE RETURN TDS: 55 / RECORD WITH A INT TD: 32-23

Date	Player	Opponent	Yards	Result/Score
12/20/20	Jerry Hughes	@ DEN	21	W, 48-19
11/11/18	Jason Croom	@ NYJ	EZ	W, 41-10
10/29/17	Matt Milano	v OAK	40	W, 34-14
10/1/17	Tre'Davious White	@ ATL	52	W, 23-17
9/25/16	Aaron Williams	v ARI	53	W, 33-18
9/15/16	Nickell Robey-Coleman	v NYJ	36	L, 31-37
11/12/15	Duke Williams	@ NYJ	19	W, 22-17
11/30/14	Jerry Hughes	v CLE	18	W, 26-10
9/8/13	Da'Norris Searcy	v NE	74	L, 21-23
12/24/11	Spencer Johnson	v DEN	17	W, 40-14
12/11/11	Bryan Scott	@ SD	EZ	L, 10-37
11/21/10	Drayton Florence	@ CIN	27	W, 49-31
12/9/07	George Wilson	v MIA	20	W, 38-17
11/12/06	Terrence McGee	@ IND	68	L, 16-17
9/10/06	London Fletcher	@ NE	5	L, 17-19
12/14/03	Pat Williams	@ TEN	28	L, 26-28
9/15/02	Ron Edwards	@ MIN	EZ	W, 45-39
11/12/00	Daryl Porter	v CHI	23	W, 20-3
10/15/00	Jerry Ostroski	v SDC	EZ	W, 27-24
10/4/99	Gabe Northern	@ MIA	59	W, 23-18
12/13/98	Phil Hansen	v OAK	13	W, 44-21
11/17/96	David White	v CIN	12	W, 31-17
9/17/95	Carwell Gardner	v IND	EZ	W, 20-14
9/11/94	Mike Lodish (2)	@ NE	EZ	W, 38-35
12/19/93	Nate Odomes (2)	@ MIA	25	W, 47-34
9/27/92	Mike Lodish	@ NE	18	W, 41-7
11/18/91	Cornelius Bennett	@ MIA	6	W, 47-21
10/7/90	Nate Odomes	v LA RAI	49	W, 38-24
10/30/88	Leon Seals	v GB	7	W, 28-0
12/20/87	Sean McNanie	v NEP	14	L, 7-13
12/13/87	Bruce Smith	@ IND	EZ	W, 27-3
11/15/87	Mark Kelso	@ CLE	56	L, 21-27
10/19/86	Rodney Bellinger	v IND	15	W, 24-13
9/14/86	Pete Metzelaars	@ CIN	EZ	L, 33-36
12/15/85	Don Wilson	@ PIT	61	L, 24-30
11/4/84	Chris Keating	v CLE	34	L, 10-13
10/14/84	Lucius Sanford	@ SEA	46	L, 28-31
9/25/83	Dave Kilson (R)	v HOU	87	W, 30-13
11/21/82	Joe Ferguson	v MIA	1	L, 7-9
9/23/79	Fred Smerlas (R)	v NYJ	13	W, 46-31
9/25/77	Bo Cornell	@ DEN	22	L, 6-26
11/21/76	John Holland	v SDC	EZ	L, 13-34
9/28/75	Mike Kadish	@ PIT	26	W, 30-21
12/15/74	Ahmad Rashad (2)	@ LAR	EZ	L, 14-19
11/17/74	Dave Washington	@ MIA	42	L, 28-35
9/22/74	Ahmad Rashad	v MIA	EZ	L, 16-24
11/14/71	Robert James	@ NEP	2	L, 33-38
11/30/69	Booker Edgerson	v CIN	10	W, 16-13
12/24/67	Tom Sestak	@ OAK	EZ	L, 21-28
12/18/66	Mike Stratton	v DEN	22	W, 38-21
10/17/65	George Saimes	@ KC	18	W, 23-7
11/15/64	Joe Auer	v BOS	18	L, 28-36
9/28/63	Carl Charon	v HOU	23	L, 20-31
12/10/61	Don McDonald	@ SDC	24	L, 10-28
11/12/61	Ed Muelhaupt	@ DLT	7	W, 30-20
10/15/61	Richie Lucas	v DLT	20	W, 27-24



ALL-TIME RETURN TDS

ALL-TIME KICKOFF RETURN TDS

TOTAL KICKOFF RETURN TDS: 28 / RECORD WITH A KICKOFF RETURN TD: 18-8-1

Date	Player	Opponent	Yards	Result/Score
1/8/23	Nyheim Hines (2)	v NE	101	W, 35-23
1/8/23	Nyheim Hines	v NE	96	W, 35-23
10/20/19	Micah Hyde	v MIA	45	W, 31-21
9/14/14	C.J. Spiller (2)	v MIA	102	W, 29-10
10/21/12	Brad Smith	v TEN	89	L, 34-35
9/26/10	C.J. Spiller	@ NEP	95	L, 30-38
11/17/08	Leodis McKelvin	v CLE	98	L, 27-29
10/8/07	Terrence McGee (5)	v DAL	103	L, 24-25
12/24/05	Terrence McGee (4)	@ CIN	99	W, 37-27
12/5/04	Terrence McGee (3)	@ MIA	104	W, 42-32
10/31/04	Terrence McGee (2)	v ARI	87	W, 38-14
10/3/04	Terrence McGee	v NEP	98	L, 17-31
9/15/02	Charlie Rogers	@ MIN	90	W, 45-39
12/19/99	Henry Jones	@ ARI	37	W, 31-21
11/24/96	Eric Moulds	v NYJ	97	W, 35-10
12/8/91	Al Edwards	@ RAI	91	W, 30-27
9/24/78	Curtis Brown	v BAL	102	W, 24-17
12/9/73	Wallace Francis (2)	v NEP	90	W, 37-13
10/7/73	Wallace Francis	v PHI	101	W, 27-26
11/1/70	Greg Jones	@ BOS	52	W, 45-10
10/4/70	O.J. Simpson	v NYJ	95	W, 34-31
9/22/68	Max Anderson	@ CIN	100	L, 23-34
10/30/66	Charley Warner (3)	@ NYJ	95	W, 33-23
12/19/65	Charley Warner (2)	@ NYJ	87	L, 12-14
11/7/65	Charley Warner	@ BOS	102	W, 23- 7
11/3/62	Elbert Dubenion	v BOS	93	T, 28-28
9/9/62	Art Baker	v HOU	100	L, 23-28
9/17/61	Fred Brown	v NYT	93	W, 41-31

ALL-TIME PUNT RETURN TDS

TOTAL PUNT RETURN TDS: 26 / RECORD WITH A PUNT RETURN TD: 13-13

Date	Player	Opponent	Yards	Result/Score
1/7/24	Deonte Harty	@ MIA	96	W, 21-14
1/3/21	Isaiah McKenzie	v MIA	84	W, 56-26
12/14/14	Marcus Thigpen	v GBY	75	W, 21-13
11/15/12	Leodis McKelvin (3)	v MIA	79	W, 19-14
9/16/12	Leodis McKelvin (2)	v KCY	88	W, 35-17
12/24/11	Leodis McKelvin	v DEN	80	W, 40-14
9/9/07	Roscoe Parrish (2)	v DEN	74	L, 14-15
9/7/07	Roscoe Parrish (3)	v SEA	63	W, 34-10
11/26/06	Roscoe Parrish	v JAX	82	W, 27-24
11/21/04	Nate Clements (2)	v STL	86	W, 37-17
11/14/04	Jonathan Smith	@ NEP	70	L, 6-29
11/4/01	Nate Clements	v IND	66	L, 14-30
9/5/93	Russell Copeland	v NEP	47	W, 38-14
11/2/86	Ron Pitts	@ TAM	49	L, 28-34
10/14/84	Don Wilson	@ SEA	65	L, 28-31
10/15/78	Keith Moody (3)	@ HOU	82	L, 10-17
11/13/77	John Kimbrough	v BAL	73	L, 13-31
10/23/77	Keith Moody (2)	v CLE	91	L, 16-27
10/10/76	Keith Moody	@ NYJ	67	L, 14-17
12/16/73	Bill Cahill	@ NYJ	51	W, 34-14
11/14/71	Ike Hill	@ NEP	68	L, 33-38
10/31/71	Alvin Wyatt	v STL	61	L, 23-28
11/3/68	Hagood Clarke (2)	@ NYJ	82	L, 21-25
9/18/66	George "Butch" Byrd	v MIA	72	W, 58-24
9/11/66	Ed Rutkowski	v KCY	73	L, 20-42
9/26/64	Hagood Clarke	v SDC	53	W, 30- 3



BEST PLAYOFF PERFORMANCES

SCORING

MOST TOUCHDOWNS SCORED

4 Gabe Davis 1/23/22 at Kansas City

MOST FIELD GOALS

5 Steve Christie 1/17/93 at Miami

LONGEST FIELD GOAL

54 Steve Christie 1/30/94 vs. Dallas

RUSHING

MOST RUSHING ATTEMPTS

33 Thurman Thomas 1/23/94 vs. Kansas City

MOST RUSHING YARDS

186 Thurman Thomas 1/23/94 vs. Kansas City

MOST RUSHING TOUCHDOWNS

4 Kenneth Davis 1/20/91 vs. L.A. Raiders
Thurman Thomas 1/23/94 vs. Kansas City

LONGEST RUN FROM SCRIMMAGE

52 Josh Allen 1/15/24 vs. Pittsburgh

PASSING

MOST PASS ATTEMPTS

58 Jim Kelly 1/26/92 vs. Washington

MOST PASSES COMPLETED

31 Jim Kelly 1/30/94 vs. Dallas

MOST PASSING YARDS

405 Jim Kelly 1/6/90 at Cleveland

MOST TOUCHDOWN PASSES

5 Josh Allen 1/15/22 vs. New England

LONGEST PASS COMPLETION

93 Daryle Lamonica (to Elbert Dubenion)
12/28/63 vs. Boston

RECEIVING

MOST RECEPTIONS

13 Thurman Thomas 1/6/90 at Cleveland

MOST RECEIVING YARDS

240 Eric Moulds 1/2/99 at Miami (WC)

MOST TOUCHDOWN RECEPTIONS

4 Gabe Davis 1/23/22 at Kansas City

INTERCEPTIONS

MOST INTERCEPTIONS

2 Bill Simpson 12/27/81 at N.Y. Jets
Darryl Talley 1/20/91 vs. L.A. Raiders
Kirby Jackson 1/5/92 vs. Kansas City

LONGEST INTERCEPTION RETURN

49 Rufus Bess 12/27/81 at N.Y. Jets (No TD)

MISCELLANEOUS

MOST PUNTS

8 Colton Schmidt 1/7/18 at Jacksonville
Daryle Lamonica 12/28/63 vs. Boston
Paul Maguire 1/1/67 vs. Kansas City
Chris Mohr 1/12/92 vs. Denver
Chris Mohr 1/8/00 at Tennessee

LONGEST PUNT

64 Paul Maguire 12/26/64 vs. San Diego

LONGEST KICKOFF RETURN

67 Steve Tasker 1/15/94 vs. L.A. Raiders

LONGEST PUNT RETURN

74 George "Butch" Byrd 12/26/65 at San Diego

LONGEST FUMBLE RETURN FOR TD

26 Charles Rome 12/27/81 at N.Y. Jets



SINGLE-GAME TEAM PLAYOFF RECORDS

SCORING

MOST POINTS SCORED

51 1/20/91 vs. LA Raiders

MOST POINTS ALLOWED

52 1/31/93 vs. Dallas

MOST POINTS, BOTH TEAMS

79 Buffalo 41, Houston 38
(OT) 1/3/93

FEWEST POINTS, BOTH TEAMS

13 Jacksonville 10, Bills 3
1/7/18

MOST DECISIVE VICTORY

48 Buffalo 51, L.A. Raiders 3
1/20/91

MOST DECISIVE LOSS

35 Dallas 52, Buffalo 17
1/31/93

LARGEST COMEBACK

32 Buffalo 41, Houston 38
(OT) 1/3/93

TOUCHDOWNS

MOST SCORED

7 1/15/22 vs. New England
1/20/91 vs. L.A. Raiders

MOST ALLOWED

7 1/31/93 vs. Dallas

MOST SCORED BY RUSHING

4 1/20/91 vs. L.A. Raiders

MOST ALLOWED BY RUSHING

3 12/22/74 at Pittsburgh
1/3/82 at Cincinnati
1/6/96 at Pittsburgh

MOST SCORED BY PASSING

5 1/15/22 vs. New England

MOST ALLOWED BY PASSING

4 1/3/93 vs. Houston
1/31/93 vs. Dallas

KICKING

MOST FIELD GOALS MADE

5 1/17/93 at Miami

MOST FIELD GOALS ALLOWED

4 12/28/63 vs. Boston
1/6/96 at Pittsburgh (AD)
12/28/96 vs. Jacksonville

TOTAL YARDS

MOST YARDS GAINED

536 12/30/95 vs. Miami

FEWEST YARDS GAINED

181 1/8/89 at Cincinnati

MOST YARDS ALLOWED

502 12/30/95 vs. Miami

FEWEST YARDS ALLOWED

194 1/8/00 at Tennessee

FIRST DOWNS

MOST, TOTAL

30 1/20/91 vs. L.A. Raiders
1/23/94 vs. Kansas City

MOST ALLOWED, TOTAL

30 1/22/23 vs. Cincinnati

FEWEST, TOTAL

9 1/1/67 vs. Kansas City

FEWEST ALLOWED, TOTAL

12 12/26/65 at San Diego

MOST BY RUSHING

18 12/30/95 vs. Miami

MOST ALLOWED BY RUSHING

18 12/22/74 at Pittsburgh

MOST BY PASSING

20 1/6/90 at Cleveland

MOST ALLOWED BY PASSING

20 12/30/95 vs. Miami

MOST BY PENALTY

4 1/7/18 at Jacksonville
1/5/92 vs. Kansas City
1/31/93 vs. Dallas
1/15/94 vs. L.A. Raiders
1/23/94 vs. Kansas City

MOST ALLOWED BY PENALTY

5 1/2/99 at Miami

RUSHING

MOST ATTEMPTS

52 12/30/95 vs. Miami

MOST ATTEMPTS ALLOWED

51 12/22/74 at Pittsburgh

MOST YARDS GAINED

341 12/30/95 vs. Miami

FEWEST YARDS GAINED

7 12/28/63 vs. Boston

MOST YARDS ALLOWED

235 12/22/74 at Pittsburgh

FEWEST YARDS ALLOWED

33 1/17/93 at Miami



SINGLE-GAME TEAM PLAYOFF RECORDS

PASSING

MOST ATTEMPTS

59 1/26/92 vs. Washington

FEWEST ATTEMPTS

20 12/26/64 vs. San Diego
12/26/65 at San Diego

MOST ATTEMPTS ALLOWED

66 12/30/95 vs. Miami

FEWEST ATTEMPTS ALLOWED

20 1/8/89 at Cincinnati
1/15/94 vs. L.A. Raiders

MOST COMPLETIONS

38 at Miami 10/9/83
at Denver 12/7/14

FEWEST COMPLETIONS

9 12/26/65 at San Diego

MOST COMPLETIONS ALLOWED

36 1/3/93 vs. Houston

FEWEST COMPLETIONS ALLOWED

11 1/8/89 at Cincinnati

MOST YARDS GAINED

404 1/6/90 at Cleveland

FEWEST YARDS GAINED

97 1/8/00 at Tennessee

MOST YARDS ALLOWED

432 12/30/95 vs. Miami

FEWEST YARDS ALLOWED

55 1/8/00 at Tennessee

PENALTIES

MOST PENALTIES

10 1/8/00 at Tennessee

FEWEST PENALTIES

1 1/30/94 vs. Dallas

MOST PENALTIES BY OPPONENT

10 1/5/92 vs. Kansas City

FEWEST PENALTIES BY OPPONENT

2 12/22/74 at Pittsburgh
1/20/91 vs. L.A. Raiders
1/9/93 at Pittsburgh
1/8/00 at Tennessee

MOST YARDS PENALIZED

100 12/28/63 vs. Boston

FEWEST YARDS PENALIZED

0 1/23/94 vs. Kansas City
1/30/94 vs. Dallas

MOST YARDS PENALIZED, OPPONENT

82 1/26/92 vs. Washington

FEWEST YARDS PENALIZED, OPPONENT

10 12/22/74 at Pittsburgh

FUMBLES

MOST LOST

5 1/31/93 vs. Dallas

MOST RECOVERED

3 1/17/93 at Miami

INTERCEPTIONS

MOST THROWN

4 12/28/63 vs. Boston
12/27/81 at N.Y. Jets
1/26/92 vs. Washington
1/31/93 vs. Dallas

MOST INTERCEPTED

6 1/20/91 vs. L.A. Raiders

TOTAL TURNOVERS

MOST COMMITTED

9 1/31/93 vs. Dallas
(5 fumbles, 4 interceptions)

MOST FORCED BY DEFENSE

7 1/20/91 vs. L.A. Raiders
(1 fumble, 6 interceptions)

SACKS

MOST SACKS MADE

9 1/1/67 vs. Kansas City

MOST SACKS ALLOWED

6 1/8/00 at Tennessee

RETURNS

MOST PUNT RETURNS

5 1/7/18 at Jacksonville
1/1/67 vs. Kansas City
1/23/94 vs. Kansas City
12/28/96 vs. Jacksonville

MOST PUNT RETURN YARDS

87 12/26/65 at San Diego

MOST KICK RETURNS

8 1/6/96 at Pittsburgh

MOST KICK RETURN YARDS

172 12/28/96 vs. Jacksonville



ALL-TIME SERIES

BILLS-49ERS (7-6)

REGULAR SEASON: 7-6

PLAYOFFS (BOLDED): 0-0

HOME: 3-3

ROAD: 4-3

Date	Result	Site	Score	Date	Result	Site	Score	Date	Result	Site	Score
09/24/1972	W	BUF	27-20	12/03/1995	L	SF	17-27	10/07/2012	L	SF	3-45
12/21/1980	W	SF	18-13	10/04/1998	W	BUF	26-21	10/16/2016	W	BUF	45-16
12/11/1983	L	BUF	10-23	12/02/2001	L	SF	0-35	12/07/2020	W	ARIZONA	34-24
12/17/1989	L	SF	10-21	12/26/2004	W	SF	41-7				
09/13/1992	W	SF	34-31	11/30/2008	L	BUF	3-10				

BILLS-BEARS (6-8)

REGULAR SEASON: 6-8

PLAYOFFS (BOLDED): 0-0

HOME: 4-3

ROAD: 2-5

Date	Result	Site	Score	Date	Result	Site	Score	Date	Result	Site	Score
11/22/1970	L	CHI	13-31	10/2/1994	L	CHI	13-20	11/7/2010	L	TORONTO	19-22
10/27/1974	W	BUF	16-6	12/7/1997	L	CHI	3-20	9/7/2014	W	CHI	23-20
10/7/1979	L	BUF	0-7	11/12/2000	W	BUF	20-3	11/4/2018	L	BUF	9-41
10/2/1988	L	CHI	3-24	9/29/2002	W	BUF	33-27	12/24/2022	W	CHI	35-13
9/29/1991	W	BUF	35-20	10/8/2006	L	CHI	7-40				

BILLS-BENGALS (17-17)

REGULAR SEASON: 17-14

PLAYOFFS (BOLDED): 0-3

HOME: 10-6

ROAD: 7-11

Date	Result	Site	Score	Date	Result	Site	Score	Date	Result	Site	Score
9/22/1968	L	CIN	23-34	11/3/1985	L	BUF	17-23	11/4/2007	W	BUF	33-21
12/31/1969	W	BUF	16-13	9/14/1986	L	CIN	33-36	11/21/2010	W	CIN	49-31
11/8/1970	L	BUF	14-43	11/27/1988	L	CIN	21-35	10/2/2011	L	CIN	20-23
11/11/1973	L	BUF	13-16	1/8/1989	L	CIN	10-21	10/13/2013	L	BUF	24-27
11/17/1975	L	CIN	24-33	11/26/1989	W	BUF	24-7	10/18/2015	L	BUF	21-34
10/22/1978	W	BUF	5-0	10/21/1991	W	BUF	35-16	11/20/2016	W	CIN	16-12
9/9/1979	W	BUF	51-24	11/17/1996	W	BUF	31-17	10/8/2017	L	CIN	16-20
11/16/1980	W	CIN	14-0	12/6/1998	W	CIN	33-20	9/22/2019	W	BUF	21-17
9/27/1981	L	CIN	24-27	12/29/2002	W	BUF	27-9	01/22/2023	L	BUF	10-27
1/3/1982	L	CIN	21-28	10/5/2003	W	BUF	22-16	11/05/2023	L	CIN	18-24
9/11/1983	W	CIN	10-6	12/19/2004	W	CIN	33-17				
12/16/1984	L	CIN	21-52	12/24/2005	W	CIN	37-27				

BILLS-BRONCOS (23-17-1)

REGULAR SEASON: 22-17-1

PLAYOFFS (BOLDED): 1-0

HOME: 15-12

ROAD: 8-5-1

Date	Result	Site	Score	Date	Result	Site	Score	Date	Result	Site	Score
9/18/1960	L	BUF	21-27	11/19/1967	L	BUF	20-21	9/26/1994	W	BUF	27-20
11/27/1960	T	DEN	38-38	11/24/1968	L	DEN	32-34	9/3/1995	L	DEN	7-22
9/10/1961	L	BUF	10-22	12/31/1969	W	BUF	41-28	9/27/1997	L	BUF	20-23
11/19/1961	W	DEN	23-10	9/20/1970	L	BUF	10-25	9/22/2002	L	DEN	23-28
9/15/1962	L	BUF	20-23	10/5/1975	W	BUF	38-14	12/17/2005	L	BUF	17-28
10/28/1962	W	DEN	45-38	9/25/1977	L	DEN	6-26	9/9/2007	L	BUF	14-15
11/3/1963	W	DEN	30-28	12/2/1979	L	BUF	16-19	12/21/2008	W	DEN	30-23
11/9/1963	W	BUF	27-17	10/25/1981	W	BUF	9-7	12/24/2011	W	BUF	40-14
9/20/1964	W	BUF	30-13	10/21/1984	L	BUF	7-37	12/7/2014	L	DEN	17-24
12/13/1964	W	DEN	30-19	11/8/1987	W	BUF	21-14	9/24/2017	W	BUF	26-16
9/19/1965	W	DEN	30-15	9/18/1989	L	BUF	14-28	11/24/2019	W	BUF	20-3
10/24/1965	W	BUF	31-13	9/30/1990	W	BUF	29-28	12/20/2020	W	DEN	48-19
12/18/1966	W	BUF	38-21	1/12/1992	W	BUF	10-7	11/13/2023	L	BUF	22-24
10/8/1967	W	DEN	17-16	12/12/1992	W	BUF	27-17				



ALL-TIME SERIES

BILLS-BROWNS (10-13)

REGULAR SEASON: 10-12

PLAYOFFS (BOLDED): 0-1

HOME: 6-5

ROAD: 4-8

Date	Result	Site	Score	Date	Result	Site	Score	Date	Result	Site	Score
11/26/1972	L	CLE	10-27	11/15/1987	L	CLE	21-27	12/12/2010	W	BUF	13-6
11/24/1974	W	CLE	15-10	1/6/1990	L	CLE	30-34	9/23/2012	W	CLE	24-14
10/23/1977	L	BUF	16-27	11/4/1990	W	CLE	42-0	10/3/2013	L	CLE	24-37
10/29/1978	L	CLE	20-41	10/2/1995	W	CLE	22-19	11/30/2014	W	BUF	26-10
11/1/1981	W	BUF	22-13	12/12/2004	W	BUF	37-7	12/18/2016	W	BUF	33-13
11/4/1984	L	BUF	10-13	12/16/2007	L	CLE	0-8	11/10/2019	L	CLE	16-19
11/17/1985	L	CLE	7-17	11/17/2008	L	BUF	27-29	11/20/2022	W	DET	31-23
12/7/1986	L	BUF	17-21	10/11/2009	L	BUF	3-6				

BILLS-BUCCANEERS (5-8)

REGULAR SEASON: 5-8

PLAYOFFS (BOLDED): 0-0

HOME: 3-0

ROAD: 2-8

Date	Result	Site	Score	Date	Result	Site	Score	Date	Result	Site	Score
09/26/1976	W	TB	14-9	09/22/1991	W	TB	17-10	10/22/2017	W	BUF	30-27
11/19/1978	L	TB	10-31	11/26/2000	L	TB	17-31	12/12/2021	L	TB	27-31
12/19/1982	L	TB	23-24	09/18/2005	L	TB	3-19	10/26/2023	W	BUF	24-18
11/02/1986	L	TB	28-34	09/20/2009	W	BUF	33-20				
12/04/1988	L	TB	5-10	12/08/2013	L	TB	6-27				

BILLS-CARDINALS (7-5)

REGULAR SEASON: 7-5

PLAYOFFS (BOLDED): 0-0

HOME: 4-1

ROAD: 3-4

Date	Result	Site	Score	Date	Result	Site	Score	Date	Result	Site	Score
10/31/1971	L	BUF	23-28	09/21/1986	W	BUF	17-10	10/05/2008	L	ARZ	17-41
11/27/1975	W	STL	32-14	11/11/1990	W	BUF	45-14	10/14/2012	W	ARZ	19-16
11/15/1981	L	STL	0-24	12/19/1999	W	ARZ	31-21	09/25/2016	W	BUF	33-18
09/09/1984	L	STL	7-37	10/31/2004	W	BUF	38-14	11/15/2020	L	ARZ	30-32

BILLS-CHARGERS (14-25-2)

REGULAR SEASON: 12-24-2

PLAYOFFS (BOLDED): 2-1

HOME: 7-11-1

ROAD: 7-14-1

Date	Result	Site	Score	Date	Result	Site	Score	Date	Result	Site	Score
10/02/1960	L	BUF	10-24	09/04/1966	L	SD	7-27	09/06/1998	L	SD	14-16
11/20/1960	W	LA	32-3	10/16/1966	T	BUF	17-17	10/15/2000	W	BUF	27-24
09/30/1961	L	BUF	11-19	10/01/1967	L	BUF	17-37	10/28/2001	L	SD	24-27
12/10/1961	L	SD	10-28	11/17/1968	L	BUF	6-21	12/15/2002	W	BUF	20-13
10/13/1962	W	BUF	35-10	12/31/1969	L	SD	6-45	11/20/2005	L	SD	10-48
11/11/1962	W	SD	40-20	10/23/1971	L	SD	3-20	12/03/2006	L	BUF	21-24
09/08/1963	L	SD	10-14	09/23/1973	L	SD	7-34	10/19/2008	W	BUF	23-14
11/17/1963	L	BUF	13-23	11/21/1976	L	BUF	13-34	12/11/2011	L	SD	10-37
09/26/1964	W	BUF	30-3	09/16/1979	L	SD	19-27	09/21/2014	L	BUF	10-22
11/26/1964	W	SD	27-24	10/05/1980	W	SD	26-24	11/19/2017	L	LA	24-54
12/26/1964	W	BUF	20-7	01/03/1981	L	SD	14-20	09/16/2018	L	BUF	20-31
10/10/1965	L	BUF	3-34	12/06/1981	W	SD	28-27	11/29/2020	W	BUF	27-17
11/25/1965	T	SD	20-20	09/08/1985	L	BUF	9-14	12/23/23	W	LA	24-22
12/26/1965	W	SD	23-0	12/01/1985	L	SD	7-40				



ALL-TIME SERIES

BILLS-CHIEFS (29-25-1)

REGULAR SEASON: 27-21-1

PLAYOFFS (BOLDED): 2-4

HOME: 14-10-1

ROAD: 15-15

Date	Result	Site	Score	Date	Result	Site	Score	Date	Result	Site	Score
11/06/1960	L	BUF	28-45	12/19/1971	L	KC	9-22	11/13/2005	W	BUF	14-3
12/18/1960	L	DAL	7-24	10/29/1973	W	BUF	23-14	11/23/2008	W	KC	54-31
10/15/1961	W	BUF	27-24	10/03/1976	W	BUF	50-17	12/13/2009	W	KC	16-10
11/12/1961	W	DAL	30-20	10/01/1978	W	BUF	28-13	10/31/2010	L	KC	10-13
09/30/1962	L	DAL	21-41	12/03/1978	L	KC	10-14	09/11/2011	W	KC	41-7
12/02/1962	W	BUF	23-14	09/12/1982	W	BUF	14-9	09/16/2012	W	BUF	35-17
09/22/1963	T	BUF	27-27	12/04/1983	W	KC	14-9	11/03/2013	L	BUF	13-23
10/13/1963	W	KC	35-26	09/28/1986	L	BUF	17-20	11/09/2014	L	BUF	13-17
09/13/1964	W	BUF	34-17	11/30/1986	W	KC	17-14	11/29/2015	L	KC	22-30
10/18/1964	W	KC	35-22	10/07/1991	L	KC	6-33	11/26/2017	W	KC	16-10
10/17/1965	W	KC	23-7	01/05/1992	W	BUF	37-14	10/19/2020	L	BUF	17-26
12/12/1965	W	BUF	34-25	11/28/1993	L	KC	7-23	01/24/2021	L	KC	24-38
09/11/1966	L	BUF	20-42	01/23/1994	W	BUF	30-13	10/10/2021	W	KC	38-20
10/02/1966	W	KC	29-14	10/30/1994	W	BUF	44-10	01/23/2022	L	KC	36-42
01/01/1967	L	BUF	7-31	12/22/1996	W	BUF	20-9	10/16/2022	W	KC	24-20
12/03/1967	L	KC	13-23	09/14/1997	L	KC	16-22	12/10/2023	W	KC	20-17
10/05/1968	L	BUF	7-18	11/19/2000	W	KC	21-17	01/21/2024	L	BUF	24-27
12/31/1969	L	KC	19-22	11/17/2002	L	KC	16-17				
12/31/1969	L	BUF	7-29	10/26/2003	L	KC	5-38				

BILLS-COLTS (38-33-1)

REGULAR SEASON: 37-33-1

PLAYOFFS (BOLDED): 1-0

HOME: 23-14

ROAD: 14-19-1

Date	Result	Site	Score	Date	Result	Site	Score	Date	Result	Site	Score
11/15/1970	T	BAL	17-17	09/18/1983	W	BUF	28-23	09/17/1995	W	BUF	20-14
12/13/1970	L	BUF	14-20	10/16/1983	W	BAL	30-7	11/05/1995	W	IND	16-10
10/10/1971	L	BUF	0-43	09/30/1984	L	IND	17-31	10/06/1996	W	BUF	16-13
12/05/1971	L	BAL	0-24	12/02/1984	W	BUF	21-15	12/01/1996	L	IND	10-13
10/01/1972	L	BUF	0-17	10/06/1985	L	IND	17-49	09/21/1997	W	BUF	37-35
12/03/1972	L	BAL	7-35	10/20/1985	W	BUF	21-9	10/20/1997	W	IND	9-6
10/14/1973	W	BUF	31-13	10/19/1986	W	BUF	24-13	10/11/1998	W	IND	31-24
11/25/1973	W	BAL	24-17	12/14/1986	L	IND	14-24	11/22/1998	W	BUF	34-11
10/13/1974	W	BAL	27-14	10/04/1987	L	BUF	6-47	09/12/1999	L	IND	14-31
12/01/1974	W	BUF	6-0	12/13/1987	W	IND	27-3	01/02/2000	W	BUF	31-6
10/12/1975	W	BAL	38-31	10/09/1988	W	BUF	34-23	10/01/2000	L	BUF	16-18
11/09/1975	L	BUF	35-42	12/18/1988	L	IND	14-17	12/11/2000	L	IND	20-44
10/17/1976	L	BUF	13-31	10/08/1989	L	IND	14-37	09/23/2001	L	IND	26-42
12/12/1976	L	BAL	20-58	11/12/1989	W	BUF	30-7	11/04/2001	L	BUF	14-30
10/02/1977	L	BAL	14-17	09/09/1990	W	BUF	26-10	11/23/2003	L	BUF	14-17
11/13/1977	L	BUF	13-31	12/09/1990	W	IND	31-7	11/12/2006	L	IND	16-17
09/24/1978	W	BUF	24-17	10/13/1991	W	BUF	42-6	01/03/2010	W	BUF	30-7
12/17/1978	W	BAL	21-14	12/15/1991	W	IND	35-7	11/25/2012	L	IND	13-20
09/30/1979	W	BAL	31-13	09/20/1992	W	BUF	38-0	09/13/2015	W	BUF	27-14
10/21/1979	L	BUF	13-14	11/29/1992	L	IND	13-16	12/10/2017	W	BUF	13-7
10/12/1980	L	BUF	12-17	11/21/1993	W	BUF	23-9	10/21/2018	L	IND	5-37
11/30/1980	L	BAL	24-28	01/02/1994	W	IND	30-10	01/09/2021	W	BUF	27-24
09/13/1981	W	BAL	35-3	10/16/1994	L	BUF	17-27	11/21/2021	L	BUF	15-41
11/28/1982	W	BUF	20-0	12/24/1994	L	IND	9-10				

BILLS-COMMANDERS (11-6)

REGULAR SEASON: 11-5

PLAYOFFS (BOLDED): 0-1

HOME: 7-2

ROAD: 4-3

Date	Result	Site	Score	Date	Result	Site	Score	Date	Result	Site	Score
12/17/1972	W	WAS	24-17	11/01/1993	W	BUF	24-10	11/03/2019	W	BUF	24-9
12/04/1977	L	BUF	0-10	11/03/1996	W	BUF	38-13	09/26/2021	W	BUF	43-21
11/29/1981	W	BUF	21-14	11/07/1999	W	WAS	34-17	09/24/2023	W	WAS	37-3
11/25/1984	L	WAS	14-41	10/19/2003	W	BUF	24-7				
11/01/1987	L	BUF	7-27	12/02/2007	W	WAS	17-16				
12/30/1990	L	WAS	14-29	10/30/2011	W	TORONTO	23-0				
01/26/1992	L	BUF	24-37	12/20/2015	L	WAS	25-35				



ALL-TIME SERIES

BILLS-COWBOYS (6-8)

REGULAR SEASON: 6-6

PLAYOFFS (BOLDED): 0-2

HOME: 4-2

ROAD: 2-4

Date	Result	Site	Score	Date	Result	Site	Score	Date	Result	Site	Score
09/19/1971	L	BUF	37-49	09/12/1993	W	DAL	13-10	11/13/2011	L	DAL	7-44
11/15/1976	L	DAL	10-17	01/30/1994	L	ATL	13-30	12/27/2015	W	BUF	16-6
11/09/1981	L	DAL	14-27	09/22/1996	W	BUF	10-7	11/28/2019	W	DAL	26-15
11/18/1984	W	BUF	14-3	11/09/2003	L	DAL	6-10	12/17/2023	W	BUF	31-10
01/31/1993	L	LA	17-52	10/08/2007	L	BUF	24-25				

BILLS-DOLPHINS (58-62-1)

REGULAR SEASON: 54-61-1

PLAYOFFS (BOLDED): 4-1

HOME: 35-26

ROAD: 23-36-1

Date	Result	Site	Score	Date	Result	Site	Score	Date	Result	Site	Score
9/18/1966	W	BUF	58-24	11/16/1986	L	BUF	24-34	10/9/2005	W	BUF	20-14
11/6/1966	W	MIA	29-0	10/25/1987	W	MIA	34-31	12/4/2005	L	MIA	23-24
11/5/1967	W	BUF	35-13	11/29/1987	W	BUF	27-0	09/17/2006	W	MIA	16-6
11/26/1967	L	MIA	14-17	9/11/1988	W	BUF	9-6	12/17/2006	W	BUF	21-0
10/12/1968	T	MIA	14-14	11/14/1988	W	MIA	31-6	11/11/2007	W	MIA	13-10
11/10/1968	L	BUF	17-21	9/10/1989	W	MIA	27-24	12/9/2007	W	BUF	38-17
12/31/1969	L	MIA	6-24	10/29/1989	W	BUF	31-17	10/26/2008	L	MIA	16-25
12/31/1969	W	BUF	28-3	9/16/1990	L	MIA	7-30	12/7/2008	L	TORONTO	3-16
10/18/1970	L	BUF	14-33	12/23/1990	W	BUF	24-14	10/4/2009	L	MIA	10-38
12/20/1970	L	MIA	7-45	1/12/1991	W	BUF	44-34	11/29/2009	W	BUF	31-14
9/26/1971	L	BUF	14-29	9/1/1991	W	BUF	35-31	09/12/2010	L	BUF	10-15
11/7/1971	L	MIA	0-34	11/18/1991	W	MIA	41-27	12/19/2010	W	MIA	17-14
10/22/1972	L	MIA	23-24	10/4/1992	L	BUF	10-37	11/20/2011	L	MIA	8-35
11/5/1972	L	BUF	16-30	11/16/1992	W	MIA	26-20	12/18/2011	L	BUF	23-30
10/21/1973	L	MIA	6-27	1/17/1993	W	MIA	29-10	11/15/2012	W	BUF	19-14
11/18/1973	L	BUF	0-17	9/26/1993	L	BUF	13-22	12/23/2012	L	MIA	10-24
9/22/1974	L	BUF	16-24	12/19/1993	W	MIA	47-34	10/20/2013	W	MIA	23-21
11/17/1974	L	MIA	28-35	10/9/1994	W	BUF	21-11	12/22/2013	W	BUF	19-0
10/26/1975	L	BUF	30-35	12/4/1994	W	MIA	42-31	09/14/2014	W	BUF	29-10
12/7/1975	L	MIA	21-31	12/30/1995	W	BUF	37-22	11/13/2014	L	MIA	9-22
9/13/1976	L	BUF	21-30	10/29/1995	L	MIA	6-23	09/27/2015	W	MIA	41-14
12/5/1976	L	MIA	27-45	12/17/1995	W	BUF	23-20	11/8/2015	W	BUF	33-17
9/18/1977	L	BUF	0-13	10/13/1996	L	BUF	7-21	10/23/2016	L	MIA	25-28
12/17/1977	L	MIA	14-31	12/16/1996	L	MIA	14-16	12/24/2016	L	BUF	31-34
9/17/1978	L	MIA	24-31	11/2/1997	W	BUF	9-6	12/17/2017	W	BUF	24-16
11/12/1978	L	BUF	24-25	11/17/1997	L	MIA	13-30	12/31/2017	W	MIA	22-16
9/2/1979	L	BUF	7-9	9/13/1998	L	MIA	7-13	12/2/2018	L	MIA	17-21
10/14/1979	L	MIA	7-17	11/1/1998	W	BUF	30-24	12/30/2018	W	BUF	42-17
9/7/1980	W	BUF	17-7	1/2/1999	L	MIA	17-24	10/20/2019	W	BUF	31-21
10/19/1980	L	MIA	14-17	10/4/1999	W	MIA	23-18	11/17/2019	W	MIA	37-20
10/12/1981	W	BUF	31-21	11/14/1999	W	BUF	23-3	09/20/2020	W	MIA	31-28
12/19/1981	L	MIA	6-16	10/8/2000	L	MIA	13-22	01/3/2021	W	BUF	56-26
11/21/1982	L	BUF	7-9	12/3/2000	L	BUF	6-33	09/19/2021	W	MIA	35-0
12/27/1982	L	MIA	10-27	11/25/2001	L	BUF	27-34	10/31/2021	W	BUF	26-11
9/4/1983	L	BUF	0-12	1/6/2002	L	MIA	7-34	09/25/2022	L	MIA	19-21
10/9/1983	W	MIA	38-35	10/20/2002	W	MIA	23-10	12/17/2022	W	BUF	32-29
9/17/1984	L	BUF	17-21	12/1/2002	W	BUF	38-21	01/15/2023	W	BUF	34-31
10/28/1984	L	MIA	17-21	09/21/2003	L	MIA	7-17	10/01/2023	W	BUF	48-20
11/24/1985	L	BUF	14-23	12/21/2003	L	BUF	3-20	01/07/2024	W	MIA	21-14
12/22/1985	L	MIA	0-28	10/17/2004	W	BUF	20-13				
10/12/1986	L	MIA	14-27	12/5/2004	W	MIA	42-32				



ALL-TIME SERIES

BILLS-EAGLES (6-9)

REGULAR SEASON: 6-9

PLAYOFFS (BOLDED): 0-0

HOME: 4-4

ROAD: 2-5

Date	Result	Site	Score	Date	Result	Site	Score	Date	Result	Site	Score
10/07/1973	W	BUF	27-26	12/02/1990	W	BUF	30-23	12/30/2007	L	PHI	9-17
09/17/1981	L	BUF	14-20	12/12/1993	W	PHI	10-7	10/09/2011	W	BUF	31-24
10/07/1984	L	BUF	17-27	11/10/1996	W	PHI	24-17	12/13/2015	L	PHI	20-23
10/27/1985	L	PHI	17-21	09/26/1999	W	BUF	26-0	10/27/2019	L	BUF	13-31
12/27/1987	L	PHI	7-17	09/28/2003	L	BUF	13-23	11/26/23	L	PHI	31-34

BILLS-FALCONS (6-7)

REGULAR SEASON: 6-7

PLAYOFFS (BOLDED): 0-0

HOME: 4-3

ROAD: 2-4

Date	Result	Site	Score	Date	Result	Site	Score	Date	Result	Site	Score
12/02/1973	W	ATL	17-6	11/22/1992	W	BUF	41-14	12/01/2013	L	TORONTO	31-34
10/16/1977	W	BUF	3-0	11/12/1995	W	BUF	23-17	10/01/2017	W	ATL	23-17
11/02/1980	L	BUF	14-30	12/23/2001	L	ATL	30-33	01/02/2022	W	BUF	29-15
12/18/1983	L	ATL	14-31	09/25/2005	L	BUF	16-24				
11/05/1989	L	ATL	28-30	12/27/2009	L	ATL	3-31				

BILLS-GIANTS (8-7)

REGULAR SEASON: 8-6

PLAYOFFS (BOLDED): 0-1

HOME: 4-4

ROAD: 4-2

Date	Result	Site	Score	Date	Result	Site	Score	Date	Result	Site	Score
12/06/1970	L	NY	6-20	01/27/1991	L	TB	19-20	12/23/2007	L	BUF	21-38
10/20/1975	L	BUF	14-17	10/03/1993	W	BUF	17-14	10/16/2011	L	NY	24-27
11/26/1978	W	BUF	41-17	09/01/1996	W	NY	23-20	10/04/2015	L	BUF	10-24
10/18/1987	W	BUF	6-3	12/12/1999	L	BUF	17-19	09/15/2019	W	NY	28-14
12/15/1990	W	NY	17-13	11/30/2003	W	NY	24-7	10/15/2023	W	BUF	14-9

BILLS-JAGUARS (9-10)

REGULAR SEASON: 9-8

PLAYOFFS (BOLDED): 0-2

HOME: 5-5

ROAD: 4-5

Date	Result	Site	Score	Date	Result	Site	Score	Date	Result	Site	Score
12/28/1996	L	BUF	27-30	11/25/2007	L	JAX	14-36	11/27/2016	W	BUF	28-21
12/14/1997	L	BUF	14-20	09/14/2008	W	JAX	20-16	01/07/2018	L	JAX	3-10
10/18/1998	W	BUF	17-16	11/22/2009	L	JAX	15-18	11/25/2018	W	BUF	24-21
10/18/2001	W	JAX	13-10	10/10/2010	L	BUF	26-36	11/07/2021	L	JAX	6-9
09/14/2003	W	JAX	38-17	12/02/2012	W	BUF	34-18	10/08/2023	L	LONDON	20-25
09/12/2004	L	BUF	10-13	12/15/2013	W	JAX	27-20				
11/26/2006	W	BUF	27-24	10/25/2015	L	LONDON	31-34				



ALL-TIME SERIES

BILLS-JETS (69-58)

REGULAR SEASON: 68-58

PLAYOFFS (BOLDED): 1-0

HOME: 37-26

ROAD: 32-32

Date	Result	Site	Score	Date	Result	Site	Score	Date	Result	Site	Score
09/11/1960	L	NY	3-27	10/18/1981	L	NY	14-33	12/07/2003	W	BUF	17-6
10/16/1960	L	BUF	13-17	12/27/1981	W	NY	31-27	10/10/2004	L	NY	14-16
09/17/1961	W	BUF	41-31	10/03/1983	L	BUF	10-34	11/07/2004	W	BUF	22-17
11/23/1961	L	NY	14-21	11/13/1983	W	NY	24-17	10/16/2005	W	BUF	27-17
09/22/1962	L	BUF	6-17	09/23/1984	L	BUF	26-28	01/01/2006	L	NY	26-30
12/08/1962	W	NY	20-3	12/08/1984	L	NY	17-21	09/24/2006	L	BUF	20-28
12/08/1963	W	BUF	45-14	09/15/1985	L	NY	3-42	12/10/2006	W	NY	31-13
12/14/1963	W	NY	19-10	12/08/1985	L	BUF	7-27	09/30/2007	W	BUF	17-14
10/24/1964	W	BUF	34-24	09/07/1986	L	BUF	24-28	10/28/2007	W	NY	13-3
11/08/1964	W	NY	20-7	10/05/1986	L	NY	13-14	11/02/2008	L	BUF	17-26
09/26/1965	W	BUF	33-21	09/13/1987	L	BUF	28-31	12/14/2008	L	NY	27-31
12/19/1965	L	NY	12-14	11/22/1987	W	NY	17-14	10/18/2009	W	NY	16-13
10/30/1966	W	NY	33-23	10/17/1988	W	NY	37-14	12/03/2009	L	TORONTO	13-19
11/13/1966	W	BUF	14-3	11/20/1988	W	BUF	9-6	10/03/2010	L	BUF	14-38
09/10/1967	W	BUF	20-17	10/22/1989	W	BUF	34-3	01/02/2011	L	NY	7-3
11/12/1967	L	NY	10-20	12/23/1989	W	NY	37-0	11/06/2011	L	BUF	11-27
09/29/1968	W	BUF	37-35	09/24/1990	W	NY	30-7	11/27/2011	L	NY	24-28
11/03/1968	L	NY	21-25	10/21/1990	W	BUF	30-27	09/09/2012	L	NY	28-48
12/31/1969	L	BUF	19-33	09/15/1991	W	NY	23-20	12/30/2012	W	BUF	28-9
12/31/1969	L	NY	6-16	12/01/1991	W	BUF	24-13	09/22/2013	L	NY	20-27
10/04/1970	W	BUF	34-31	10/26/1992	W	NY	24-20	11/17/2013	W	BUF	37-14
10/25/1970	W	NY	10-6	12/06/1992	L	BUF	17-24	10/26/2014	W	NY	43-23
10/17/1971	L	NY	17-28	10/24/1993	W	NY	19-10	11/24/2014	W	DETROIT	38-3
11/21/1971	L	BUF	7-20	12/26/1993	W	BUF	16-14	11/12/2015	W	NY	22-17
09/17/1972	L	BUF	24-41	09/04/1994	L	BUF	3-23	01/03/2016	W	BUF	22-17
11/12/1972	L	NY	3-41	11/06/1994	L	NY	17-22	09/15/2016	L	BUF	31-37
09/30/1973	W	BUF	9-7	10/08/1995	W	BUF	29-10	01/01/2017	L	NY	10-30
12/16/1973	W	NY	34-14	11/19/1995	W	NY	28-26	09/10/2017	W	BUF	21-12
09/29/1974	W	BUF	16-12	10/20/1996	W	NY	25-22	11/02/2017	L	NY	21-34
12/08/1974	L	NY	10-20	11/24/1996	W	BUF	35-10	11/11/2018	W	NY	41-10
09/21/1975	W	BUF	42-14	09/07/1997	W	NY	28-22	12/9/2018	L	BUF	23-27
11/02/1975	W	NY	24-23	11/30/1997	W	BUF	20-10	09/08/2019	W	NY	17-16
10/10/1976	L	NY	14-17	11/08/1998	L	NY	12-34	12/29/2019	L	BUF	6-13
10/31/1976	L	BUF	14-19	12/19/1998	L	BUF	10-17	09/13/2020	W	BUF	27-17
10/09/1977	L	BUF	19-24	09/19/1999	W	BUF	17-3	10/25/2020	W	NY	18-10
12/11/1977	W	NY	14-10	11/21/1999	L	NY	7-17	11/14/2021	W	NY	45-17
09/10/1978	L	BUF	20-21	09/17/2000	L	NY	14-27	01/09/2022	W	BUF	27-10
10/08/1978	L	NY	14-45	10/29/2000	W	BUF	23-20	11/06/2022	L	NY	17-20
09/23/1979	W	BUF	46-31	10/07/2001	L	BUF	36-42	12/11/2022	W	BUF	20-12
11/11/1979	W	NY	14-12	12/30/2001	W	NY	14-9	09/11/2023	L	NY	16-22
09/14/1980	W	BUF	20-10	09/08/2002	L	BUF	31-37	11/19/2023	W	BUF	32-6
11/09/1980	W	NY	31-24	11/24/2002	L	NY	13-31				
09/06/1981	W	BUF	31-0	10/12/2003	L	NY	3-30				

BILLS-LIONS (7-4-1)

REGULAR SEASON: 7-4-1

PLAYOFFS (BOLDED): 0-0

HOME: 4-1-1

ROAD: 3-3

Date	Result	Site	Score	Date	Result	Site	Score	Date	Result	Site	Score
12/10/1972	T	BUF	21-21	11/24/1994	L	DET	21-35	11/14/2010	W	BUF	14-12
11/25/1976	L	DET	14-27	10/05/1997	W	BUF	22-13	10/05/2014	W	DET	17-14
10/28/1979	W	DET	20-17	10/27/2002	W	BUF	24-17	12/16/2018	W	BUF	14-13
12/22/1991	L	BUF	14-17	10/15/2006	L	DET	17-20	11/24/2022	W	DET	28-25



ALL-TIME SERIES

BILLS-PACKERS (9-5)

REGULAR SEASON: 9-5

PLAYOFFS (BOLDED): 0-0

HOME: 7-0

ROAD: 2-5

Date	Result	Site	Score	Date	Result	Site	Score	Date	Result	Site	Score
10/06/1974	W	GB	27-7	11/20/1994	W	BUF	29-20	09/19/2010	L	GB	7-34
11/18/1979	W	BUF	19-12	12/20/1997	L	GB	21-31	12/14/2014	W	BUF	21-13
12/05/1982	L	MIL	21-33	09/10/2000	W	BUF	27-18	09/30/2018	L	GB	0-22
10/30/1988	W	BUF	28-0	12/22/2002	L	GB	0-10	10/30/2022	W	BUF	27-17
11/10/1991	W	MIL	34-24	11/05/2006	W	BUF	24-10				

BILLS-PANTHERS (6-2)

REGULAR SEASON: 6-2

PLAYOFFS (BOLDED): 0-0

HOME: 4-1

ROAD: 2-1

Date	Result	Site	Score	Date	Result	Site	Score	Date	Result	Site	Score
09/10/1995	W	BUF	31-9	11/27/2005	L	BUF	9-13	09/17/2017	L	CAR	3-9
10/25/1998	W	CAR	30-14	10/25/2009	W	CAR	20-9	12/19/2021	W	BUF	31-14
12/09/2001	W	BUF	25-24	09/15/2013	W	BUF	24-23				



ALL-TIME SERIES

BILLS-PATRIOTS (50-78-1)

REGULAR SEASON: 49-77-1

PLAYOFFS (BOLDED): 1-1

HOME: 25-38-1

ROAD: 24-40

Date	Result	Site	Score	Date	Result	Site	Score	Date	Result	Site	Score
09/23/1960	W	BOS	13-0	11/22/1981	W	BUF	20-17	09/07/2003	W	BUF	31-0
12/04/1960	W	BUF	38-14	12/13/1981	W	NE	19-10	12/27/2003	L	NE	0-31
09/23/1961	L	BUF	21-23	01/02/1983	L	NE	19-30	10/03/2004	L	BUF	17-31
10/22/1961	L	BOS	21-52	10/23/1983	L	BUF	0-31	11/14/2004	L	NE	6-29
11/03/1962	T	BUF	28-28	11/06/1983	L	NE	7-21	10/30/2005	L	NE	16-21
11/23/1962	L	BOS	10-21	09/02/1984	L	BUF	17-21	12/11/2005	L	BUF	7-35
10/26/1963	W	BUF	28-21	11/11/1984	L	NE	10-38	09/10/2006	L	NE	17-19
12/01/1963	L	BOS	7-17	09/22/1985	L	BUF	14-17	10/22/2006	L	BUF	6-28
12/28/1963	L	BOS	8-26	10/13/1985	L	NE	3-14	09/23/2007	L	NE	7-38
11/15/1964	L	BUF	28-36	10/26/1986	L	BUF	3-23	11/18/2007	L	BUF	10-56
12/20/1964	W	BOS	24-14	11/23/1986	L	NE	19-22	11/09/2008	L	NE	10-20
09/11/1965	W	BUF	24-7	10/11/1987	L	NE	7-14	12/28/2008	L	BUF	0-13
11/07/1965	W	BOS	23-7	12/20/1987	L	BUF	7-13	09/14/2009	L	NE	24-25
10/08/1966	L	BUF	10-20	09/18/1988	W	NE	16-14	12/20/2009	L	BUF	10-17
12/04/1966	L	BOS	3-14	10/23/1988	W	BUF	23-20	09/26/2010	L	NE	30-38
09/24/1967	L	BUF	0-23	10/01/1989	W	BUF	31-10	12/26/2010	L	BUF	3-34
12/09/1967	W	BOS	44-16	11/19/1989	L	NE	24-33	09/25/2011	W	BUF	34-31
09/08/1968	L	BUF	7-16	10/28/1990	W	NE	27-10	01/01/2012	L	NE	21-49
10/20/1968	L	BOS	6-23	11/18/1990	W	BUF	14-0	09/30/2012	L	BUF	28-52
12/31/1969	L	BOS	21-35	11/03/1991	W	BUF	22-17	11/11/2012	L	NE	31-37
12/31/1969	W	BUF	23-16	11/24/1991	L	NE	13-16	09/08/2013	L	BUF	21-23
11/01/1970	W	BOS	45-10	09/27/1992	W	NE	41-7	12/29/2013	L	NE	20-34
11/29/1970	L	BUF	10-14	11/01/1992	W	BUF	16-7	10/12/2014	L	BUF	22-37
11/14/1971	L	NE	33-38	09/05/1993	W	BUF	38-14	12/28/2014	W	NE	17-9
11/28/1971	W	BUF	27-20	11/07/1993	W	NE	13-10	09/20/2015	L	BUF	32-40
10/08/1972	W	BUF	38-14	09/11/1994	W	NE	38-35	11/23/2015	L	NE	13-20
11/19/1972	W	NE	27-24	12/18/1994	L	BUF	17-41	10/02/2016	W	NE	16-0
09/16/1973	W	NE	31-13	10/23/1995	L	NE	14-27	10/30/2016	L	BUF	25-41
12/09/1973	W	BUF	37-13	11/26/1995	L	BUF	25-35	12/03/2017	L	BUF	3-23
10/20/1974	W	BUF	30-28	09/08/1996	W	BUF	17-10	12/24/2017	L	NE	16-37
11/03/1974	W	NE	29-28	10/27/1996	L	NE	25-28	10/29/2018	L	BUF	6-25
11/23/1975	W	BUF	45-31	10/12/1997	L	NE	6-33	12/23/2018	L	NE	12-24
12/14/1975	W	NE	34-14	11/09/1997	L	BUF	10-31	09/29/2019	L	BUF	10-16
10/24/1976	L	BUF	22-26	11/15/1998	W	BUF	13-10	12/21/2019	L	NE	17-24
11/07/1976	L	NE	10-20	11/29/1998	L	NE	21-25	11/1/2020	W	BUF	24-21
11/06/1977	W	NE	24-14	11/28/1999	W	BUF	17-7	12/28/2020	W	NE	38-9
11/20/1977	L	BUF	7-20	12/26/1999	W	NE	13-10	12/6/2021	L	BUF	10-14
11/05/1978	L	BUF	10-14	11/05/2000	W	NE	16-13	12/26/2021	W	NE	33-21
12/10/1978	L	NE	24-26	12/17/2000	L	BUF	10-13	01/15/2022	W	BUF	47-17
11/04/1979	L	BUF	6-26	11/11/2001	L	NE	11-21	12/01/2022	W	NE	24-10
11/25/1979	W	NE	16-13	12/16/2001	L	BUF	9-12	01/08/2023	W	BUF	35-23
10/26/1980	W	BUF	31-13	11/03/2002	L	BUF	7-38	10/22/2023	L	NE	25-29
12/14/1980	L	NE	2-24	12/08/2002	L	NE	17-27	12/31/2023	W	BUF	27-21



ALL-TIME SERIES

BILLS-RAIDERS (22-21)

REGULAR SEASON: 20-21

PLAYOFFS (BOLDED): 2-0

HOME: 16-7

ROAD: 6-14

Date	Result	Site	Score	Date	Result	Site	Score	Date	Result	Site	Score
10/23/1960	W	BUF	38-9	09/15/1968	L	BUF	6-48	01/15/1994	W	BUF	29-23
11/13/1960	L	OAK	7-20	11/28/1968	L	OAK	10-13	12/13/1998	W	BUF	44-21
11/05/1961	L	BUF	22-31	12/31/1969	L	OAK	21-50	10/17/1999	L	BUF	14-20
12/03/1961	W	OAK	26-21	10/15/1972	L	OAK	16-28	10/06/2002	L	BUF	31-49
10/20/1962	W	BUF	14-6	09/16/1974	W	BUF	21-20	09/19/2004	L	OAK	10-13
11/18/1962	W	OAK	10-6	11/28/1977	L	OAK	13-34	10/23/2005	L	OAK	17-38
09/15/1963	L	OAK	17-35	09/28/1980	W	BUF	24-7	09/21/2008	W	BUF	24-23
10/05/1963	W	BUF	12-0	11/20/1983	L	BUF	24-27	09/18/2011	W	BUF	38-35
10/03/1964	W	BUF	23-20	12/06/1987	L	LA	21-34	12/21/2014	L	OAK	24-26
12/06/1964	L	OAK	13-16	12/11/1988	W	BUF	37-21	12/04/2016	L	OAK	24-38
10/03/1965	W	BUF	17-12	10/07/1990	W	BUF	38-24	10/29/2017	W	BUF	34-14
11/14/1965	W	OAK	17-14	01/20/1991	W	BUF	51-3	10/04/2020	W	LV	30-23
11/24/1966	W	OAK	31-10	12/08/1991	W	LA	30-27	09/17/2023	W	BUF	38-10
10/15/1967	L	BUF	20-24	10/11/1992	L	LA	3-20				
12/24/1967	L	OAK	21-28	12/05/1993	L	BUF	24-25				

BILLS-RAMS (9-5)

REGULAR SEASON: 9-5

PLAYOFFS (BOLDED): 0-0

HOME: 5-3

ROAD: 4-2

Date	Result	Site	Score	Date	Result	Site	Score	Date	Result	Site	Score
09/27/1970	L	BUF	0-19	09/06/1992	W	BUF	40-7	12/09/2012	L	BUF	12-15
12/15/1974	L	LA	14-19	12/10/1995	W	STL	45-27	10/09/2016	W	LA	30-19
12/07/1980	W	BUF	10-7	09/20/1998	L	BUF	33-34	09/27/2020	W	BUF	35-32
11/27/1983	L	LA	17-41	11/21/2004	W	BUF	37-17	09/08/2022	W	LA	31-10
10/16/1989	W	BUF	23-20	09/28/2008	W	STL	31-14				

BILLS-RAVENS (5-6)

REGULAR SEASON: 4-6

PLAYOFFS (BOLDED): 1-0

HOME: 2-1

ROAD: 2-5

Date	Result	Site	Score	Date	Result	Site	Score	Date	Result	Site	Score
10/31/1999	W	BAL	13-10	10/24/2010	L	BAL	34-37	12/08/2019	L	BUF	17-24
10/24/2004	L	BAL	6-20	09/29/2013	W	BUF	23-20	01/16/2021	W	BUF	17-3
12/31/2006	L	BAL	7-19	09/11/2016	L	BAL	7-13	10/02/2022	W	BAL	23-20
10/21/2007	W	BUF	19-14	09/09/2018	L	BAL	3-47				

BILLS-SAINTS (5-7)

REGULAR SEASON: 5-7

PLAYOFFS (BOLDED): 0-0

HOME: 3-3

ROAD: 2-4

Date	Result	Site	Score	Date	Result	Site	Score	Date	Result	Site	Score
11/04/1973	L	NO	0-13	12/20/1992	W	NO	20-16	09/27/2009	L	BUF	7-27
09/21/1980	W	NO	35-26	12/27/1998	W	NO	45-33	10/27/2013	L	NO	17-35
10/30/1983	W	BUF	27-21	09/09/2001	L	BUF	6-24	11/12/2017	L	BUF	10-47
12/10/1989	L	BUF	19-22	10/02/2005	L	SAN ANTONIO	7-19	11/25/21	W	NO	31-6



ALL-TIME SERIES

BILLS-SEAHAWKS (6-8)

REGULAR SEASON: 6-8

PLAYOFFS (BOLDED): 0-0

HOME: 3-2

ROAD: 3-6

Date	Result	Site	Score	Date	Result	Site	Score	Date	Result	Site	Score
10/30/1977	L	SEA	17-56	12/08/1996	L	SEA	18-26	09/07/2008	W	BUF	34-10
10/14/1984	L	SEA	28-31	10/24/1999	L	SEA	16-26	12/16/2012	L	TORONTO	17-50
11/06/1988	W	SEA	13-3	12/23/2000	W	SEA	42-23	11/07/2016	L	SEA	25-31
12/04/1989	L	SEA	16-17	11/18/2001	L	BUF	20-23	11/08/2020	W	BUF	44-34
10/15/1995	W	BUF	27-21	11/28/2004	W	SEA	38-9				

BILLS-STEELERS (13-17)

REGULAR SEASON: 11-15

PLAYOFFS (BOLDED): 2-2

HOME: 10-7

ROAD: 3-10

Date	Result	Site	Score	Date	Result	Site	Score	Date	Result	Site	Score
10/11/1970	L	PIT	10-23	09/25/1988	W	BUF	36-28	01/02/2005	L	BUF	24-29
10/29/1972	L	BUF	21-38	09/08/1991	W	BUF	52-34	09/16/2007	L	PIT	3-26
12/22/1974	L	PIT	14-32	11/08/1992	W	BUF	28-20	11/28/2010	L	BUF	16-19
09/28/1975	W	PIT	30-21	01/09/1993	W	PIT	24-3	11/10/2013	L	PIT	10-23
09/03/1978	L	BUF	17-28	11/15/1993	L	PIT	0-23	12/11/2016	L	BUF	20-27
12/16/1979	L	PIT	0-28	11/14/1994	L	PIT	10-23	12/15/2019	W	PIT	17-10
11/23/1980	W	BUF	28-13	01/06/1996	L	PIT	21-40	12/13/2020	W	BUF	26-15
12/12/1982	W	BUF	13-0	09/16/1996	L	PIT	6-24	09/12/2021	L	BUF	16-23
12/15/1985	L	PIT	24-30	10/10/1999	W	BUF	24-21	10/09/2022	W	BUF	38-3
11/09/1986	W	BUF	16-12	09/30/2001	L	BUF	3-20	01/15/2024	W	BUF	31-17

BILLS-TEXANS (5-6)

REGULAR SEASON: 5-5

PLAYOFFS (BOLDED): 0-1

HOME: 3-2

ROAD: 2-4

Date	Result	Site	Score	Date	Result	Site	Score	Date	Result	Site	Score
10/13/2002	W	HOU	31-24	11/01/2009	L	BUF	10-31	10/14/2018	L	HOU	13-20
11/16/2003	L	BUF	10-12	11/04/2012	L	HOU	9-21	01/04/2020	L	HOU	19-22
09/11/2005	W	BUF	22-7	09/28/2014	L	HOU	17-23	10/03/2021	W	BUF	40-0
11/19/2006	W	HOU	24-21	12/06/2015	W	BUF	30-21				



ALL-TIME SERIES

BILLS-TITANS (20-30)

REGULAR SEASON: 18-29

PLAYOFFS (BOLDED): 2-1

HOME: 12-14

ROAD: 8-16

Date	Result	Site	Score	Date	Result	Site	Score	Date	Result	Site	Score
10/30/1960	W	BUF	25-24	12/07/1968	L	HOU	6-35	09/18/1994	W	HOU	15-7
12/11/1960	L	HOU	23-31	12/31/1969	L	HOU	14-28	12/24/1995	L	BUF	17-28
10/08/1961	W	HOU	22-12	12/31/1969	L	BUF	3-17	11/23/1997	L	TEN	14-31
10/29/1961	L	BUF	16-28	12/12/1971	L	BUF	14-20	01/08/2000	L	TEN	16-22
09/09/1962	L	BUF	23-28	11/10/1974	L	BUF	9-21	09/03/2000	W	BUF	16-13
10/07/1962	L	HOU	14-17	09/19/1976	L	BUF	3-13	12/14/2003	L	TEN	26-28
09/28/1963	L	BUF	20-31	10/15/1978	L	HOU	10-17	12/24/2006	L	BUF	29-30
10/20/1963	L	HOU	14-28	09/25/1983	W	BUF	30-13	11/15/2009	L	TEN	17-41
10/11/1964	W	HOU	48-17	11/10/1985	W	BUF	20-0	12/04/2011	L	BUF	17-23
11/01/1964	W	BUF	24-10	12/21/1986	L	HOU	7-16	10/21/2012	L	BUF	34-35
10/31/1965	L	BUF	17-19	09/20/1987	W	BUF	34-30	10/11/2015	W	TEN	14-13
12/05/1965	W	HOU	29-18	01/01/1989	W	BUF	17-10	10/07/2018	W	BUF	13-12
09/25/1966	W	BUF	27-20	09/24/1989	W	HOU	47-41	10/08/2019	W	TEN	14-7
11/20/1966	W	HOU	42-20	11/26/1990	L	HOU	24-27	10/13/2020	L	TEN	16-42
09/17/1967	L	BUF	3-20	12/27/1992	L	HOU	3-27	10/18/2021	L	TEN	31-34
10/29/1967	L	HOU	3-10	01/03/1993	W	BUF	41-38	09/19/2022	W	BUF	41-7
10/27/1968	L	BUF	7-30	10/11/1993	W	BUF	35-7				

BILLS-VIKINGS (6-9)

REGULAR SEASON: 6-9

PLAYOFFS (BOLDED): 0-0

HOME: 4-5

ROAD: 2-4

Date	Result	Site	Score	Date	Result	Site	Score	Date	Result	Site	Score
10/03/1971	L	MIN	0-19	09/04/1988	W	BUF	13-10	10/01/2006	W	BUF	17-12
12/20/1975	L	BUF	13-35	12/11/1994	L	BUF	17-21	12/05/2010	L	MIN	14-38
12/09/1979	L	MIN	3-10	08/31/1997	L	BUF	13-34	10/19/2014	W	BUF	17-16
09/16/1982	W	BUF	23-22	10/22/2000	L	MIN	27-31	09/23/2018	W	MIN	27-6
09/29/1985	L	BUF	20-27	09/15/2002	W	MIN	45-39	11/13/2022	L	BUF	30-33



1960 SEASON STATISTICS

5-8-1 | 3RD IN AFL EAST | HEAD COACH BUSTER RAMSEY

Date	W/L	Score	Opponent	Attendance
9/11	L	3-27	at NY Titans	10,200
9/18	L	13-0	Denver	15,229
9/23	W	21-27	at Boston	20,732
10/2	L	10-24	LA Chargers	15,821
10/16	L	13-17	NY Titans	14,988
10/23	W	38-9	Oakland	8,876
10/30	W	25-24	Houston	23,001
11/6	L	28-45	Dallas	19,610
11/13	L	7-20	at Oakland	8,800
11/20	W	32-3	at LA Chargers	16,161
11/27	T	38-38	at Denver	7,785
12/4	W	38-14	Boston	14,335
12/11	L	23-31	at Houston	25,243
12/18	L	7-24	at Dallas	18,000

TOTAL FIRST DOWNS

Rushing	77	103
Passing	109	109
Penalty	25	13
3rd Down: Made/Att	—	—
3rd Down Pct.	—	—
4th Down: Made/Att	—	—
4th Down: Pct.	—	—

POSSESSION AVG.

TOTAL NET YARDS	3900	3854
Avg. per Game	278.6	275.3
Total Plays	909	903
Avg. per Play	4.3	4.3

NET YARDS RUSHING

Avg. per Game	154.4	172.4
Total Rushes	110.3	123.8
	417	438

NET YARDS PASSING

Avg. per Game	2356	2130
Sacked/Yards Lost	168.3	152.1
Gross Yards	45/333	36/331
Att./Completions	2689	2461
Completion Pct.	447/184	429/185
Had Intercepted	41.2	43.1
	29	33

PUNTS/AVERAGE

	89/39.0	77/37.6
--	---------	---------

NET PUNTING AVG.

	35.9	34.7
--	------	------

PENALTIES/YARDS

	57/615	62/608
--	--------	--------

FUMBLES/BALL LOST

	30/15	27/16
--	-------	-------

TOUCHDOWNS

Rushing	38	37
Passing	15	15
Returns	19	19
	4	3

SCORE BY PERIOD

Q1	Q2	Q3	Q4	OT	PTS	
BILLS	61	98	56	81	0	296
OPP	59	73	83	88	0	303

SCORING

TD	Ru	Pa	Rt	K-PAT	FG	S	Pts
Carlton	11	7	4	0	0/0	0/0	0 66
Dubention	6	8	1	0	0/0	0/0	0 48
Atkins	0	0	0	0	27/33	6/13	0 45
Chamberlain	4	0	4	0	0/0	0/0	0 24
Lucas	3	2	1	0	0/0	0/0	0 18

Yoho	1	0	0	1	0/0	2/5	0	12
Green	2	2	0	0	0/0	0/0	0	12
Hergert	1	0	0	1	0/0	2/4	0	12
O'Connell	1	1	0	0	*1	0/1	0	8
Harper	0	0	0	0	1/2	2/3	0	7
Fowler	1	1	0	0	0/0	0/0	0	6
Matsos	1	0	0	1	0/0	0/0	0	6
Kulbacki	1	1	0	0	0/0	0/0	0	6
Crockett	1	0	1	0	0/0	0/0	0	6
Brubaker	0	1	0	1	0/0	0/0	0	6
Wagstaff	1	0	0	1	0/0	0/0	0	6
Smith	10	1	0	0	0/0	0/0	0	6
Brodhead	0	0	0	0	*1	0/0	0	2
BILLS	38	15	19	4	28/35	12/26	296	
OPP	37	15	19	3	37/37	14/27	303	

*2-Pt. Conversions: BILLS 2-3, OPPONENTS 0-0

SACKS: Torczon 5.0, McMurtry 3.0, Remmert 3.0, Yoho 2.0, Scott 1.0, Sorey 1.0, Others 21.0
BILLS: 36.0
OPPONENTS: 46.0

RUSHING

No.	Yds	Avg	Long	TD	
Carlton	137	533	3.9	54t	7
Fowler	93	370	4.0	61	1
Lucas	38	138	2.0	16	2
Kulbacki	41	108	2.6	11	1
Brodhead	15	100	6.6	19	0
Dubention	16	94	5.9	66t	1
Smith	19	61	3.2	13	0
Atkins	2	47	23.5	36	0
Ford	18	40	2.2	7	0
Green	21	29	1.4	11	2
O'Connell	16	21	1.3	12	1
Harper	1	3	3.0	3	0
BILLS	417	1544	3.7	66t	15
OPP	438	1724	2.9	—	15

RECEIVING

No.	Yds	Avg	Long	TD	
Rychlec	45	590	13.1	36	0
Dubention	42	752	17.9	76t	7
Carlton	29	477	16.4	70t	4
Chamberlain	17	279	16.4	49t	4
Crockett	14	173	12.4	41t	1
Fowler	10	99	9.9	28	0
Smith	7	127	18.1	58t	1
Brubaker	7	75	10.7	17	1
Lucas	5	58	11.6	17t	1
Hoisington	4	45	11.3	13	0
Kulbacki	2	9	4.5	7	0
Ford	1	5	5.0	5	0
Green	1	0	0.0	0	0
BILLS	184	2689	14.6	76t	19
OPP	185	2462	13.3	—	19

INTERCEPTIONS

No.	Yds	Avg	Long	TD	
Matsos	8	142	17.8	34	1
Wagstaff	6	93	15.5	40t	1
Atkins	5	23	4.6	12	0
Kinard	4	29	7.3	19	0
McCabe	4	0	0.0	0	0
Johnson	2	1	0.5	1	0
Hergert	1	29	29.0	29t	1
Schaffer	1	19	19.0	19	0
Yoho	1	15	15.0	15t	1
Buzynski	1	5	5.0	5	0
BILLS	33	356	10.8	40t	4
OPP	29	422	14.6	65	2

PUNTING	No	Yds	Avg	Net	TB	In	Lg	B
Atkins	89	3468	39.0	35.9	2	15	58	0
BILLS	89	3468	39.0	35.9	2	15	58	0
OPP	77	2896	37.6	34.7	2	19	66	0

PUNT RETURNS

Ret	FC	Yds	Avg	Long	TD	
Kulbacki	12	14	100	8.3	33	0
Wegert	4	0	25	6.3	11	0
Lucas	4	7	3	0.8	2	0
Kinard	2	1	24	12.0	—	0
Dubention	2	1	6	3.0	6	0
Matsos	1	0	20	20.0	20	0
Crockett	1	1	5	5.0	5	0
Lewis	1	0	2	2.0	2	0
Johnson	0	1	0	—	—	0
BILLS	27	25	185	6.9	33	0
OPP	33	12	232	7.0	—	0

KICKOFF RETURNS

No.	Yds	Arg	Long	TD	
Kulbacki	13	226	17.4	24	0
Fowler	12	201	16.8	35	0
Ford	5	106	21.2	34	0
Wegert	4	109	27.3	31	0
Lewis	4	97	24.3	28	0
Dubention	4	68	17.0	23	0
Smith	2	72	36.0	55	0
Kinard	1	39	39.0	39	0
Chamberlain	1	24	24.0	24	0
Rychlec	1	3	3.0	3	0
BILLS	47	945	20.1	55	0
OPP	55	1402	25.5	—	0

FIELD GOALS

1-19	20-29	30-39	40-49	50+	
Atkins	3-3	1-2	1-6	1-2	0-0
Harper	0-0	0-1	2-3	0-0	0-0
Hergert	0-0	1-1	2-2	0-0	0-0
Yoho	0-0	0-1	0-0	2-4	0-0
O'Connell	0-0	0-1	0-0	0-0	0-0
BILLS	3-3	2-5	4-10	3-6	0-0
OPP	4-4	3-7	2-6	3-9	2-4

Atkins: (38N)(34N)(22G,37B,37N,45G,15G)(44B)(31N)
 (16G,13G,30G)(27N) Harper: (35G)(34B)(35G) Hergert: (26G,44N)(33N,36G) Yoho: (47B)(45G)(48G)(44N,23B)
 O'Connell: (25B)
 OPPONENTS: (29N,16G,28G,25N,41N)(31G,27G)
 (50N)(16G)(43G)(35N)(50G)(42N,40G,53N,35N,25N)
 (29G,40G)(31G)(20N,19G)(43N,27N)(53G)
 (45N,12G,46N)

USUAL STARTERS

OFFENSE	DEFENSE	
LE	81	Tom Rychlec
LT	74	Harold Olson
LG	60	Phil Blazer
C	52	Dan McGrew
RG	77	Don Chelf
RT	75	Bob Seelock
RE	80	Monte Crockett
FB	30	Wray Carlton
LH	11	Richie Lucas
RH	44	Elbert Dubention
QB	18	John Green
LE	71	Mack Yoho
LT	73	Chuck McMurtry
RT	79	Jim Sorey
RE	87	LaVerne Torczon
LLB	57	Jack Laraway
MLB	56	Archie Matsos
RLB	55	Bernie Buzynski
LCB	45	Richie McCabe
RCB	20	Bill Atkins
LS	22	Jim Wagstaff
RS	24	Billy Kinard

PASSING	Att	Cmp	Yds	Cmp%	Yds/Att	TD	TD%	Int	Int%	Long	Sack/Lost	Rating
Green	228	89	1267	39.0	5.56	10	4.4	10	4.4	70t	25/187	54.1
O'Connell	145	65	1033	44.8	7.12	7	4.8	13	9.0	76t	7/45	47.9
Lucas	49	23	314	46.9	6.41	2	4.1	3	6.1	36t	8/48	56.0
Brodhead	25	7	75	28.0	3.00	0	0.0	3	12.0	18	6/59	0.0
BILLS	447	184	2689	41.2	6.02	19	4.3	29	6.5	76t	45/333	48.6
OPPONENTS	429	185	2461	43.1	5.74	19	4.4	33	7.7	—	36/331	44.6



1961 SEASON STATISTICS

6-8 | 4TH IN AFL EAST | HEAD COACH BUSTER RAMSEY

Date	W/L Score	Opponent	Attendance
9/10	L 10-22	Denver	16,636
9/17	W 41-31	NY Titans	15,584
9/23	L 21-23	Boston	21,504
9/30	L 11-19	San Diego	20,742
10/8	W 22-12	at Houston	22,761
10/15	W 27-24	Dallas	20,678
10/22	L 21-52	at Boston	9,398
10/29	L 16-28	Houston	21,237
11/5	L 22-31	Oakland	17,027
11/12	W 30-20	at Dallas	15,000
11/19	W 23-10	at Denver	7,645
11/23	L 14-21	at NY Titans	12,023
12/3	W 26-21	at Oakland	8,011
12/10	L 10-28	at San Diego	24,486

	BUF	OPP
TOTAL FIRST DOWNS	243	200
Rushing	92	61
Passing	128	124
Penalty	23	15
3rd Down: Made/Att	—	—
3rd Down Pct.	—	—
4th Down: Made/Att	—	—
4th Down: Pct.	—	—

POSSESSION AVG. — —

	3950	4264
TOTAL NET YARDS		
Avg per Game	282.1	304.6
Total Plays	940	815
Avg per Play	4.2	5.2

	1606	1377
NET YARDS RUSHING		
Avg per Game	114.7	98.4
Total Rushes	438	349

	2344	2887
NET YARDS PASSING		
Avg per Game	167.4	206.2
Sacked/Yards Lost	63/442	36/350
Gross Yards	2786	3237
Att./Completions	439/194	430/206
Completion Pct.	44.2	47.9
Had Intercepted	25	29

PUNTS/AVERAGE 85/44.5 75/38.7

NET PUNTING AVG. 39.0 35.6

PENALTIES/YARDS 65/549 76/693

FUMBLES/BALL LOST 32/17 20/15

	38	43
TOUCHDOWNS		
Rushing	18	9
Passing	15	28
Returns	5	6

SCORE BY PERIOD	Q1	Q2	Q3	Q4	PTS
BILLS	51	87	38	118	294
OPP	98	98	88	58	342

SCORING	TD	R	Pa	Rt	K-PAT	FG	S	Pts
Carlton	11	7	4	0	0/0	0/0	0	66
Dubention	8	2	6	0	0/0	0/0	0	48
Atkins	1	1	0	2	9/31	2/6	0	41
Carlton	4	4	0	0	0/0	0/0	0	24
Reynolds	4	4	0	0	0/0	0/0	0	24
Baker	3	3	0	0	0/0	0/0	0	18
Bass	3	0	3	0	0/0	0/0	0	18

Bohling	3	2	1	0	0/0	0/0	0	18
Hergert	0	0	0	0	0/0	6/14	0	18
Richards	3	0	0	3	0/0	0/0	0	18
Brown	2	1	0	1	0/0	0/0	0	12
Lucas	1	0	0	1	*3	0/0	0	12
Rychlec	2	0	2	0	0/0	0/0	0	12
Barber	1	0	0	1	0/0	0/0	0	6
Green	1	1	0	0	0/0	0/0	0	6
McDonald	1	0	0	1	0/0	0/0	0	6
Muehlaupt	1	0	0	1	0/0	0/0	0	6
Shockley	0	0	0	0	0/0	1/2	0	3
Rabb	0	0	0	0	*1	0/0	0	2
Team	0	0	0	0	0/0	0/0	1	2
Yoho	0	0	0	0	0/0	0/4	0	0
BILLS	38	18	15	5	29/31	9/26	1	294
OPP	43	9	28	6	41/42	13/31	3	342

*2-Pt. Conversions: **BILLS** 4-7, **OPPONENTS** 1-1

SACKS: Torczon 8.0, Yoho 6.0, Day 4.5, Barber 2.5, Felton 2.0, Hergert 2.0, Lettner 1.0, McMurry 2.0, Matsos 1.0, Sorey 1.0, Others 6.0
BILLS: 36.0, **OPPONENTS:** 63.0

RUSHING	No.	Yds	Avg	Long	TD
Baker	152	498	3.3	35	3
Carlton	101	311	3.1	27	4
Brown	53	192	3.6	13	1
Dubention	17	173	10.2	72†	2
Reynolds	30	142	4.7	20	4
Bohling	42	134	3.2	18	2
Atkins	2	87	43.5	56†	1
Rabb	13	47	3.6	19	0
Lucas	10	15	1.5	9	0
Green	14	15	1.1	14	1
Bass	2	8	4.0	16	0
Fowler	1	2	2.0	2	0
Rychlec	1	-18	-18.0	-18	0
BILLS	438	1606	3.7	72†	18
OPP	349	1377	3.9	—	9

RECEIVING	No.	Yds	Avg	Long	TD
Bass	50	765	15.3	76†	3
Rychlec	33	405	12.3	27	2
Dubention	31	461	14.9	61†	6
Crockett	20	325	16.3	51	0
Richards	19	285	15.0	43†	3
Carlton	17	193	11.4	22	0
Bohling	10	183	18.3	41	1
Baker	6	73	12.2	29	0
Lucas	6	69	11.5	19	0
Chamberlain	1	16	16.0	16	0
Brown	1	11	11.0	11	0
BILLS	194	2786	14.4	76†	15
OPP	206	3237	15.7	—	28

INTERCEPTIONS	No.	Yds	Avg	Long	TD
Atkins	10	158	15.8	29	0
Barber	3	30	10.0	21†	1
Wagstaff	3	25	8.3	19	0
Valdez	2	54	27.0	50	0
Felton	2	15	7.5	15	0
Matsos	2	12	6.0	12	0
Crotty	2	0	0.0	0	0
Lucas	2	0	0.0	0	0
McCabe	1	17	17.0	17	0
Hergert	1	0	0.0	0	0
Yoho	1	0	0.0	0	0
BILLS	29	311	10.7	50	1
OPP	25	398	15.9	—	4

PUNTING	No.	Yds	Avg	Net	TB	In	Lg	B
Atkins	85	3783	44.5	—	9	14	69	1
BILLS	85	3783	44.5	39.0	9	14	69	1
OPP	75	2897	38.7	35.6	2	17	63	0

PUNT RETURNS	Ret	FC	Yds	Avg	Long	TD
Bass	8	17	75	9.4	32	0
Atkins	2	2	30	15.0	15	0
Brown	2	3	14	7.0	11	0
Wagstaff	1	0	35	35.0	35	0
Valdez	1	0	30	30.0	30	0
Dubention	1	0	3	3.0	3	0
Bohling	4	10	0	0.0	0	0
Richards	0	2	0	0.0	0	0
BILLS	19	34	187	9.8	35	0
OPP	45	9	291	6.5	57†	1

KICKOFF RETURNS	No.	Yds	Avg	Long	TD
Dubention	16	329	20.6	33	0
Baker	12	281	23.4	36	0
Bohling	10	246	24.6	44	0
Lucas	7	126	18.0	23	0
Brown	2	105	52.5	93†	1
Carlton	4	60	15.0	23	0
Shockley	2	38	19.0	19	0
Rice	2	13	6.5	13	0
Richards	1	10	10.0	10	0
Crockett	1	0	0.0	0	0
BILLS	57	1208	21.2	93†	1
OPP	54	1112	20.6	88†	1

FIELD GOALS	1-19	20-29	30-39	40-49	50+
Atkins	0-0	0-1	2-5	0-0	0-0
Hergert	2-2	1-4	2-5	1-3	0-0
Shockley	0-0	1-1	0-0	0-1	0-0
Yoho	0-0	0-0	0-0	0-4	0-0
BILLS	2-3	2-6	4-10	1-7	0-0
OPP	6-6	1-4	3-5	2-13	1-1

Atkins: (37G, 32N)(39G, 37B, 36N, 29N) Hergert: (12G, 28G)(28N, 16G, 46N, 40N, 33N)(32G, 45G)(37G, 34B, 22N, 20N)(38N) Shockley: (46N)(20G)Yoho: (45N, 49N)(43N, 43N)
OPPONENTS: ((116G, 42N, 31N)(36G, 35G, 27N, 46G)(38G, 11G)(41N, 48N, 14G, 46N, 54N)(118G, 49N)(12G, 24N, 45N)(47N, 48G)(22G, 44N, 49B, 51G)(13G)(37N, 24N)(42N, 44N)(27N)

USUAL STARTERS	OFFENSE	DEFENSE
LE	88	Glenn Bass
LT	75	Ken Rice
LG	66	Billy Shaw
C	50	Al Bemiller
RG	70	Ed Muehlaupt
RT	74	Harold Olson
RE	81	Tom Rychlec
FB	33	Art Baker
LH	30	Wray Carlton
RH	44	Elbert Dubention
QB	14	M.C. Reynolds

DEFENSE	OPPONENTS	
LE	71	Mack Yoho
LT	73	Chuck McMurry
RT	79	Jim Sorey
RE	87	LaVerne Torczon
LLB	54	Joe Hergert
MLB	56	Archie Matsos
RLB	64	Stew Barber
LCB	25	Vernon Valdez
RCB	45	Richie McCabe
LS	22	Jim Wagstaff
RS	20	Bill Atkins

PASSING	Att	Cmp	Yds	Cmp%	Yds/Att	TD	TD%	Int	Int%	Long	Sack/Lost	Rating
Reynolds	181	83	1004	45.9	5.55	2	1.1	13	7.2	52	24/169	37.2
Green	126	56	903	44.4	7.17	6	4.8	5	4.0	61†	23/159	68.3
Rabb	74	34	586	45.9	7.92	5	6.8	2	2.7	76†	10/64	84.6
Lucas	50	20	282	40.0	5.64	2	4.0	4	8.0	45†	5/41	38.9
O'Connell	5	1	11	20.0	2.20	0	0.0	1	20.0	11	1/9	—
Carlton	2	0	0	0.0	0.00	0	0.0	0	0.0	0	0/0	39.6
Bohling	1	0	0	0.0	0.00	0	0.0	0	0.0	0	0/0	39.6
BILLS	439	194	2786	44.2	6.35	15	3.4	25	5.7	76†	63/442	53.0
OPPONENTS	430	206	3237	47.9	7.53	28	6.5	29	6.7	85†	36/350	67.0



1962 SEASON STATISTICS

7-6-1 | 3RD IN AFL EAST | HEAD COACH LOU SABAN

Date	W/L Score	Opponent	Attendance
9/9	L 23-28	Houston	31,236
9/15	L 20-23	Denver	30,577
9/22	L 6-17	NY Titans	24,024
9/30	L 21-41	at Dallas	25,500
10/7	L 14-17	at Houston	26,350
10/13	W 35-10	San Diego	20,074
10/20	W 14-6	Oakland	21,037
10/28	W 45-38	at Denver	26,051
11/3	T 28-28	Boston	33,247
11/11	W 40-20	at San Diego	22,204
11/18	W 10-6	at Oakland	11,700
11/23	L 10-21	at Boston	20,021
12/2	W 23-14	Dallas	35,261
12/8	W 20-3	at NY Titans	16,453

TOTAL FIRST DOWNS

Rushing	238	229
Passing	119	89
Penalty	96	129
3rd Down: Made/Att	23	11
3rd Down Pct.	—	—
4th Down: Made/Att	—	—
4th Down Pct.	—	—

POSSESSION AVG.

TOTAL NET YARDS	4464	4429
Avg per Game	318.9	316.3
Total Plays	875	845
Avg per Play	5.1	5.2

NET YARDS RUSHING

Avg per Game	248.5	168.7
Total Rushes	177.1	120.5
	501	373

NET YARDS PASSING

Avg per Game	198.4	274.2
Sacked/Yards Lost	141.7	195.9
Gross Yards	23/197	32/254
Att./Completions	2181	2996
Completion Pct.	351/150	440/215
Had Intercepted	42.7	48.9
	26	36

PUNTS/AVERAGE

	76/38.8	70/38.1
--	---------	---------

NET PUNTING AVG.

	36.5	35.4
--	------	------

PENALTIES/YARDS

	74/797	80/786
--	--------	--------

FUMBLES/BALL LOST

	27/12	26/14
--	-------	-------

TOUCHDOWNS

Rushing	41	35
Passing	20	10
Returns	15	24
	6	1

SCORE BY PERIOD

BILLS	Q1	Q2	Q3	Q4	PTS
BILLS	77	94	60	78	309
OPP	64	52	73	83	272

SCORING

TD	Ru	Pa	Rt	K-PAT	FG	S	Pts
Gilchrist	15	13	2	0	14/17	8	20
Dubention	6	0	5	1	0/0	0	36
Bass	4	0	4	0	0/0	0	24
Yoho	0	0	0	0	2/22	1-3	0

Rabb	3	3	0	0	1*	0/0	0	20
Carlton	2	2	0	0	0/0	0/0	0	12
Charon	2	0	2	0	0/0	0/0	0	12
Crow	2	1	1	0	0/0	0/0	0	12
Warlick	2	0	2	0	0/0	0/0	0	12
Baker	1	0	0	1	0/0	0/0	0	6
Kemp	1	1	0	0	0/0	0/0	0	6
Sestak	1	0	0	1	0/0	0/0	0	6
Moore	1	0	0	1	0/0	0/0	0	6
Rychlec	1	0	1	0	0/0	0/0	0	6
Felton	0	0	0	0	0-1	0/0	0	0
BILLS	41	20	15	6	34/40	9/23	0	315
OPP	35	10	24	1	30/33	10/20	0	272

*2-Pt. Conversions: BILLS 1-1, OPPONENTS 1-2

SACKS: Yoho 5.5, Sestak 4.5, Youngelman 3.0, Charon 2.0, Matuszak 2.0, Cannavino 1.0, Matsos 1.0, Moore 1.0, Sorey 1.0, Stratton 1.0, Torczon 1.0, Tracey 1.0, Others 5.0.

BILLS: 29.0
OPPONENTS: 32.0

RUSHING

No.	Yds	Avg	Long	TD	
Gilchrist	214	1,096	5.1	44	13
Crow	110	589	5.4	52	1
Calton	94	530	5.6	51	2
Rabb	37	77	2.1	14	3
Dorow	15	57	3.8	15	0
Kemp	12	56	4.7	28	1
Dubention	7	40	5.7	43	0
Jones	4	17	4.3	11	0
Baker	2	9	4.5	7	0
Wheeler	3	7	2.3	7	0
Henley	3	2	0.7	4	0
BILLS	501	2480	5.0	52	20
OPP	373	1687	4.5	0	10

RECEIVING

No.	Yds	Avg	Long	TD	
Warlick	35	482	13.8	25	2
Dubention	33	571	17.3	75t	5
Bass	32	555	17.3	76t	4
Gilchrist	24	319	13.3	76	2
Crow	8	80	10.0	25	1
Carlton	7	54	7.7	25	0
Rychlec	6	66	11.0	18	1
Baker	3	12	4.0	9	0
Tracey	1	28	28.0	28	0
Crockett	1	14	14.0	14	0
BILLS	150	2181	14.5	76t	15
OPP	215	2996	13.9	96t	24

INTERCEPTIONS

No.	Yds	Avg	Long	TD	
Charon	7	131	18.7	51	1
Edgerson	6	111	18.5	40	0
Stratton	6	99	16.5	42	0
Matuszak	6	46	7.7	25	0
Abruzzese	3	44	14.7	26	0
West	3	24	8.0	24	0
Taseff	2	21	10.5	17	0
Cannavino	1	19	19.0	19	0
Sestak	1	6	6.0	6	1
Moore	1	3	3.0	3	1
Felton	0	1	—	1	0
BILLS	36	505	14.0	51	3
OPP	26	299	11.5	55	0

PUNTING

No.	Yds	Avg	Net	Tb	In	Lg	B
Crow	76	2946	38.8	35.1	4	21	59
BILLS	76	2946	38.8	35.1	4	21	59
OPP	70	2665	38.1	34.3	5	17	64

PUNT RETURNS

Ret	FC	Yds	Avg	Long	TD	
West	15	3	124	8.3	45	0
Abruzzese	3	4	17	5.7	10	0
Taseff	4	0	18	4.5	7	0
Sestak	2	0	6	3.0	6	0
Rychlec	1	0	24	24.0	24	0
Cannavino	1	1	3	3.0	3	0
Edgerson	1	1	1	1.0	1	0
Charon	0	0	3	—	3	0
Jones	0	2	0	—	—	0
Team	0	1	0	—	—	0
BILLS	27	12	196	7.3	45	0
OPP	33	—	202	6.1	47	0

KICKOFF RETURNS

No.	Yds	Avg	Long	TD	
Dubention	7	231	33.0	93t	1
Baker	7	220	31.4	100t	1
Gilchrist	7	150	21.4	34	0
Jones	14	287	20.5	27	0
Abruzzese	10	194	19.4	39	0
Henley	5	90	18.0	27	0
Flint	1	4	4.0	4	0
DeLuca	1	0	—	0	0
BILLS	52	176	22.6	100t	2
OPP	56	1177	21.0	95t	1

FIELD GOALS

1-19	20-29	30-39	40-49	50+	
Gilchrist	2-4	2-5	2-3	2-8	0-0
Yoho	0-0	0-0	1-3	0-0	0-0
BILLS	2-4	2-5	3-6	2-8	0-0
OPP	2-2	4-7	3-7	1-3	0-1

Gilchrist: (40G, 44N)(33N, 48N)(46N)(46N, 33G)(14N, 46N)(18G, 12G)(41N, 11N, 21G, 21N)(27N, 37G, 26N)(42G, 27G) Yoho: (1)(1)(1)(35N)(33N)(1)(1)(36G)(1) OPPONENTS: (29N, 45N, 48N)(29G, 37G, 10G)(35G)(32N, 32N)(16G, 37N)(27G)(22N)(20G)(38N)(1)(49G, 36G, 50N)(25N)(23G)

USUAL STARTERS

OFFENSE	DEFENSE
IE 88	Glenn Bass
IT 77	Stew Barber
LG 66	Billy Shaw
C 50	Al Bemiller
RG 60	Tom Day
RT 74	Harold Olson
RE 84	Ernie Warlick
FB 34	Cookie Gilchrist
LH 30	Wray Carlton
RH 44	Elbert Dubention
QB 17	Warren Rabb

DEFENSE

IE 82	Mack Yoho
IT 76	Sid Youngelman
RT 70	Tom Sestak
RE 75	Nate Borden
LLB 55	Marv Matuszak
MLB 56	Archie Matsos
RLB 58	Mike Stratton
LCB 47	Willie West
RSB 24	Booker Edgerson
LS 23	Carl Taseff
RS 43	Carl Charon

PASSING

Att	Cmp	Yds	Cmp%	Yds/Att	TD	TD%	Int	Int%	Long	Sack/Lost	Rating	
Rabb	177	67	1196	37.9	6.8	10	5.6	14	7.9	76t	—	65.4
Kemp	94	51	636	54.3	6.8	3	3.2	4	4.3	49	—	68.4
Dorow	75	30	333	40.0	4.4	2	2.7	7	9.3	34	—	23.9
Crow	4	2	16	50.0	4.0	0	0.0	1	25.0	10	—	20.8
Taseff	1	0	0	0.0	0.0	0	0.0	0	0.0	—	—	39.6
BILLS	351	150	2181	42.7	6.2	15	4.3	26	7.4	76t	23/197	47.0
OPPONENTS	440	215	2996	48.9	6.8	24	5.5	36	8.2	96t	32/254	55.3



1963 SEASON STATISTICS

7-6-1 | T-1ST IN AFL EAST | HEAD COACH LOU SABAN

Date	W/L Score	Opponent	Attendance
9/8	L 10-14	at San Diego	22,344
9/15	L 17-35	at Oakland	17,568
9/22	T 27-27	Kansas City	33,487
9/28	L 20-31	Houston	32,340
10/5	W 12-0	Oakland	24,486
10/13	W 35-26	at Kansas City	25,519
10/20	L 14-28	at Houston	23,948
10/26	W 28-21	Boston	27,243
11/3	W 30-28	at Denver	19,424
11/9	W 27-17	Denver	30,989
11/17	L 13-23	San Diego	38,592
12/1	L 7-17	at Boston	16,981
12/8	W 45-14	NY Jets	20,222
12/14	W 19-10	at NY Jets	6,526

AFL DIVISIONAL PLAYOFF GAME

12/28	L 8-26	Boston	33,044
-------	--------	--------	--------

	BUF	OPP
TOTAL FIRST DOWNS	272	224
Rushing	107	63
Passing	147	147
Penalty	18	14
3rd Down: Made/Att	—	—
3rd Down Pct.	—	—
4th Down: Made/Att	—	—
4th Down: Pct.	—	—

POSSESSION AVG.	—	—
------------------------	---	---

	4927	4073
TOTAL NET YARDS	4927	4073
Avg. Per Game	349.6	264.4
Total Plays	912	789
Avg. Per Play	5.4	4.7

	1851	1217
NET YARDS RUSHING	1851	1217
Avg. Per Game	131.3	86.9
Total Rushes	455	—

	3057	2856
NET YARDS PASSING	3057	2856
Avg. Per Game	218.4	177.4
Sacked/Yards Lost	36/325	38/372
Gross Yards	3382	3228
Att./Completions	457/228	472/218
Completion Pct.	49.7	46.2
Had Intercepted	24	21

PUNTS/AVERAGE	62/40.5	80/40.1
----------------------	---------	---------

NET PUNTING AVG.	36.5	35.4
-------------------------	------	------

PENALTIES/YARDS	63/532	55/507
------------------------	--------	--------

FUMBLES/BALL LOST	25/16	19/12
--------------------------	-------	-------

	39	37
TOUCHDOWNS	39	37
Rushing	21	12
Passing	16	24
Returns	2	1

	Q1	Q2	Q3	Q4	PTS
SCORE BY PERIOD	Q1	Q2	Q3	Q4	PTS
BILLS	60	88	83	73	304
OPP	58	86	74	73	291

	TD	R	Pa	Rt	K-PAT	FG	S	Pts
SCORING	TD	R	Pa	Rt	K-PAT	FG	S	Pts
Gilchrist	14	12	2	0	0/0	0/0	0	84
Yoho	0	0	0	0	32/36	10/23	1	64

Kemp	8	8	0	0	0/0	0/0	0	48
Dubention	4	0	4	0	0/0	0/0	0	24
Ferguson	3	0	3	0	0/0	0/0	0	18
Miller	3	0	3	0	0/0	0/0	0	18
Bass	1	0	1	0	0/0	0/0	0	6
Brown	1	1	0	0	0/0	0/0	0	6
Charon	1	0	1	0	0/0	0/0	0	6
Kochman	1	0	1	0	0/0	0/0	0	6
Rutkowski	1	0	1	0	0/0	0/0	0	6
Warlick	1	0	1	0	0/0	0/0	0	6
Stratton	1	0	0	1	0/0	0/0	0	6
Lamonica	0	0	0	0	*1	0/0	0	2
Tracey	0	0	0	0	*1	0/0	0	2
Jacobs	0	0	0	0	0/0	0/0	1	2
BILLS	39	21	16	2	32/36	10/23	2	304
OPP	37	12	24	1	31/31	10/25	2	291

2-Pt. Conversions : BILLS 2-3, OPPONENTS 1-2

SACKS: Sestak 7.5, Jacobs 5.0, Yoho 4.5, Youngelman 4.0, Tracey 3.0, Stratton 2.5, Dunaway 2.0, Saimes 1.0, Matuszak 0.5, Others 7.0
BILLS : 38.0
OPPONENTS : 33.0

	No.	Yds	Avg	Long	TD
RUSHING	No.	Yds	Avg	Long	TD
Gilchrist	232	979	4.4	32	12
Kochman	47	232	4.9	48	0
Kemp	50	239	4.3	26	8
Rutkowski	48	144	3.0	45	0
Carlton	29	125	4.3	19	0
Bass	14	59	4.2	9	0
Saimes	12	41	3.4	7	0
Brown	6	18	3.0	8	1
Lamonica	9	8	0.9	7	0
Crow	6	6	1.0	7	0
BILLS	453	1851	4.0	48	21
OPP	—	—	—	—	12

	No.	Yds	Avg	Long	TD
RECEIVING	No.	Yds	Avg	Long	TD
Miller	69	860	12.5	36	3
Dubention	53	959	17.7	89†	4
Warlick	24	479	20.0	55†	1
Gilchrist	24	211	8.8	42	2
Rutkowski	19	264	13.9	58†	1
Ferguson	9	181	20.1	72†	3
Bass	9	153	17.0	74†	1
Saimes	6	23	3.8	9	0
Crow	5	69	13.8	28	0
Kochman	4	148	29.6	68	1
Brown	3	7	3.5	7	0
Stratton	1	19	19.0	19	0
Carlton	1	9	9.0	9	0
BILLS	227	3382	14.9	89†	16
OPP	228	3228	14.2	—	2

	No.	Yds	Avg	Long	TD
INTERCEPTIONS	No.	Yds	Avg	Long	TD
Tracey	5	22	4.4	15	0
West	5	57	11.4	23	0
Saimes	4	29	7.3	16	0
Stratton	3	31	10.3	26	1
Abuzzese	3	9	3.0	9	0
Jacobs	1	8	8.0	8	0
Edgerson	1	0	0.0	0	0
BILLS	22	156	7.1	26	1
OPP	24	—	—	—	—

	No.	Yds	Avg	Net	TB	In	Lg	B
PUNTING	No.	Yds	Avg	Net	TB	In	Lg	B
Lamonica	52	2086	40.1	—	4	16	57	1
Crow	10	424	42.4	—	1	3	57	0
BILLS	62	2510	40.5	36.5	5	19	57	1
OPP	80	3209	40.1	35.4	3	14	68	0

	Ret	FC	Yds	Avg	Long	TD
PUNT RETURNS	Ret	FC	Yds	Avg	Long	TD
Abuzzese	17	8	152	8.9	32	0
West	11	6	86	7.8	24	0
Rutkowski	8	6	67	8.3	29	0
Kochman	1	0	11	11.0	11	0
(Others)	0	2	0	0.0	0	0
BILLS	37	22	316	8.5	32	0
OPP	21	21	144	6.9	27	0

	No.	Yds	Avg	Long	TD
KICKOFF RETURNS	No.	Yds	Avg	Long	TD
Rutkowski	13	396	30.5	65	0
Dubention	13	333	25.6	39	0
Saimes	7	140	20.0	31	0
Abuzzese	6	118	19.7	25	0
West	6	56	9.3	32	0
Brown	2	40	20.0	20	0
Tracey	1	21	21.0	21	0
Rivera	1	20	20.0	20	0
Barber	1	9	9.0	9	0
Paterra	1	0	0.0	0	0
Matuszak	1	0	0.0	0	0
BILLS	52	1133	21.8	65	0
OPP	—	—	—	—	—

FIELD GOALS 1-19 20-29 30-39 40-49 50+

Yoho	4-4	3-4	2-8	1-7	0-0
BILLS	4-4	3-4	2-8	1-7	0-0
OPP	2-2	2-3	3-7	3-11	0-2

Yoho : (17G)(32G,38N)(31N,45N)(41G,34G,22N)(27G)(40N)(46N)(40N,42B,47N)(39B,22G)(137N,27G,9G)(37N)(13G,37N)(13G)
 OPPONENTS : (1)(34N,44N,44N)(31G)(28G)(47N)(38G,27G,43N,49N,35N)(1)(23B)(53N)(50N,47N,46G)(39G,47N,15G,41G)(41N,43G)(36N)(17G,34N)

USUAL STARTERS

OFFENSE

LE	81	Bill Miller
LT	77	Stew Barber
LG	66	Billy Shaw
C	50	Al Bemiller
RG	60/64	Tom Day
RT	51	Dave Behrman
RE	84	Ernie Warlick
FB	34	Cookie Gilchrist
LB	40	Ed Rutkowski
RH	44	Elbert Dubention
QB	15	Jack Kemp

DEFENSE

LE	76	Sid Youngelman
LT	78	Jim Dunaway
RT	70	Tom Sestak
RE	82	Mack Yoho
LLB	85	John Tracey
MLB	54/56	Harry Jacobs
RLB	58	Mike Stratton
LCB	47	Willie West
RCB	24	Booker Edgerson
LS	46	Ray Abuzzese
RS	26	George Saimes

	Att	Cmp	Yds	Cmp%	Yds/Att	TD	TD%	Int	Int%	Long	Sack/Lost	Rating
PASSING	Att	Cmp	Yds	Cmp%	Yds/Att	TD	TD%	Int	Int%	Long	Sack/Lost	Rating
Kemp	384	193	2910	50.5	7.59	13	3.4	20	5.2	89†	—	65.4
Lamonica	71	33	437	46.5	6.15	3	4.2	4	5.6	74	—	57.1
Gilchrist	1	1	35	100.0	35.00	0	0.0	0	0.0	35	0/0	118.8
Rutkowski	1	0	0	0.0	0.00	0	0.0	0	0.0	0	0/0	39.6
BILLS	457	227	3382	49.9	7.41	16	3.5	24	5.3	89†	36/325	64.3
OPPONENTS	472	228	3228	48.3	6.84	24	5.1	21	4.4	—	38/372	69.2



1964 SEASON STATISTICS

12-2 | 1ST IN AFL EAST | AFL CHAMPIONS | HEAD COACH LOU SABAN

Date	W/L Score	Opponent	Attendance
9/13	W 34-17	Kansas City	30,157
9/20	W 30-13	Denver	28,501
9/26	W 30-3	San Diego	40,167
10/3	W 23-20	Oakland	36,461
10/11	W 48-17	at Houston	26,218
10/18	W 35-22	at Kansas City	20,904
10/24	W 34-24	NY Jets	39,621
11/1	W 24-10	Houston	40,119
11/8	W 20-7	at NY Jets	61,929
11/15	L 28-36	Boston	42,308
11/26	W 27-24	at San Diego	34,865
12/6	L 13-16	at Oakland	18,134
12/13	W 30-19	at Denver	14,431
12/20	W 24-14	at Boston	38,021

AFL CHAMPIONSHIP GAME
12/26 W 20-7 San Diego 40,242

	BUF	OPP
TOTAL FIRST DOWNS	255	206
Rushing	114	48
Passing	130	145
Penalty	11	13
3rd Down: Made/Att	—	—
3rd Down Pct.	—	—
4th Down: Made/Att	—	—
4th Down: Pct.	—	—

POSSESSION AVG. — —

	5206	3878
TOTAL NET YARDS	5206	3878
Avg per Game	371.9	277.0
Total Plays	924	817
Avg per Play	5.6	4.7

	2040	913
NET YARDS RUSHING	2040	913
Avg per Game	145.7	65.2
Total Rushes	492	300

	3166	2965
NET YARDS PASSING	3166	2965
Avg per Game	226.1	211.8
Sacked/Yards Lost	35/256	50/396
Gross Yards	3422	3361
Att./Completions	397/174	517/241
Completion Pct.	43.8	46.6
Had Intercepted	34	28

PUNTS/AVERAGE 65/42.7 87/41.9

NET PUNTING AVG. 37.6 —

PENALTIES/YARDS 62/511 54/577

FUMBLES/BALL LOST 32/18 24/9

	48	29
TOUCHDOWNS	48	29
Rushing	25	4
Passing	19	24
Returns	4	1

SCORE BY PERIOD	Q1	Q2	Q3	Q4	PTS
BILLS	95	113	63	129	400
OPPONENTS	53	47	93	49	242

SCORING	TD	Ru	Pa	Rt	K-PAT	FG	S	Pts
Gogolak	0	0	0	0	45/46	19/29	0	102
Dubention	10	0	0	0	0/0	0/0	0	60
Bass	7	0	7	0	0/0	0/0	0	42
Lamonica	6	6	0	0	2	0/0	0	40
Gilchrist	6	6	0	0	0/0	0/0	0	36
Kemp	5	5	0	0	0/0	0/0	0	30
Smith	4	4	0	0	0/0	0/0	0	24
Auer	3	2	0	1	0/0	0/0	0	18
Carlton	1	1	0	0	0/0	0/0	0	6
Ross	1	1	0	0	0/0	0/0	0	6
Groman	1	0	1	0	0/0	0/0	0	6
Rutkowski	1	0	1	0	0/0	0/0	0	6
Byrd	1	0	0	1	0/0	0/0	0	6
Clarke	1	0	0	1	0/0	0/0	0	6
Sestak	1	0	0	1	0/0	0/0	0	6
McDole	0	0	0	0	0/0	0/0	2	4
Stratton	0	0	0	0	0/0	0/0	1	2
BILLS	48	25	19	4	45/46	19/29	3	400
OPP	29	4	24	1	22/23	14/27	2	242

*2 Pt-Conversions: BILLS 2-2, OPPONENTS 2-6

SACKS: Sestak 14.5, McDole 5.5, Keating 3.5, Tracey 3.5, Saimes 3.0, Stratton 2.5, Day 2.5, Dunaway 2.0, Jacobs 2.0, Others 11.0
BILLS: 50.0
OPPONENTS: 35.0

RUSHING	No.	Yds	Avg	Long	TD
Gilchrist	230	981	4.3	67	6
Smith	62	306	4.9	37	4
Lamonica	55	289	5.3	28	6
Auer	63	191	3.0	21	2
Kemp	37	124	3.4	14	5
Carlton	39	114	2.9	11	1
Dubention	1	20	20.0	20	0
Ross	4	14	3.5	12	1
Hudson	1	1	1.0	1	0
BILLS	492	2040	4.1	67	25
OPP	300	913	3.0	—	4

RECEIVING	No.	Yds	Avg	Long	TD
Bass	43	897	20.9	94†	7
Dubention	42	1139	27.1	72	10
Gilchrist	30	345	11.5	37	0
Warlick	23	478	20.8	45	0
Rutkowski	13	234	18.0	46†	1
Auer	11	166	15.1	43	0
Smith	6	72	12.0	25	0
Groman	4	68	17.0	22†	1
Carlton	2	23	11.5	17	0
BILLS	174	3422	19.7	94†	19
OPP	241	3361	13.9	—	24

INTERCEPTIONS	No.	Yds	Avg	Long	TD
Byrd	7	178	25.4	75†	1
Saimes	6	56	9.3	32	0
Edgerson	4	130	32.5	91	0
Tracey	3	12	4.0	6	0
Sykes	2	36	18.0	36	0
Jacobs	2	13	6.5	13	0
Warner	1	30	30.0	30	0
Sestak	1	15	15.0	15†	1
McDole	1	0	0.0	0	0
Stratton	1	0	0.0	0	0
BILLS	28	470	16.8	91	2
OPP	34	406	11.9	65	0

PUNTING	No.	Yds	Avg	Net	TB	In	Lg	B
Maguire	65	2777	42.7	37.6	4	23	64	0
BILLS	65	2777	42.7	37.6	4	23	64	0
OPP	87	3649	41.9	—	—	—	—	—

PUNT RETURNS	Ret	FC	Yds	Avg	Long	TD
Clarke	33	3	317	9.6	53†	1
Warner	3	0	55	18.3	—	0
Rutkowski	8	7	45	5.6	10	0
Byrd	2	5	4	2.0	4	0
Abruzzese	0	2	0	0.0	0	0
(Others)	0	1	0	0.0	0	0
BILLS	46	18	421	9.2	53†	1
OPP	24	—	250	10.4	—	0

KICKOFF RETURNS	No.	Yds	Avg	Long	TD
Rutkowski	21	498	23.7	57	0
Clarke	16	330	20.6	41	0
Warner	5	121	24.2	30	0
Smith	3	68	22.7	28	0
Barber	2	0	0.0	0	0
Maguire	1	0	0.0	0	0
Auer	0	1	0.0	1	0
BILLS	48	1018	21.2	57	0
OPP	—	—	—	—	—

FIELD GOALS	1-19	20-29	30-39	40-49	50+
Gogolak	9-9	3-6	5-8	2-3	0-3
BILLS	9-9	3-6	5-8	2-3	0-3
OPP	4-5	2-2	2-8	5-9	1-3

Gogolak: (13G, 13G)(33G, 21G, 17G)(39N, 28N, 13G)(45B)(18G, 26G, 28N)(50N)(37B, 12G, 31G)(57N, 17G)(47G, 33G)(41G, 33G, 35N)(23N, 33G)(55N, 12G, 24G)(112G)
OPPONENTS: (10G)(51G, 52N, 49G, 36N)(12G)(25G, 19G)(16B, 47G)(46N, 38N, 31G)(9G, 46N)(49N, 49G, 37N, 50N)(36N)(127G)(30N, 40G)(30G, 32N, 45G)(46N)

USUAL STARTERS

OFFENSE		
LE	85	Glenn Bass
LT	77	Stew Barber
LG	66	Billy Shaw
C	53	Walt Cudzik
RG	50	Al Bemiller
RT	79	Dick Hudson
RE	84	Ernie Warlick
FB	34	Cookie Gilchrist
LH	30	Wray Carlton
RH	44	Elbert Dubention
QB	15	Jack Kemp

DEFENSE		
LE	72	Ron McDole
LT	75	Dudley Meredith
RT	70	Tom Sestak
RE	88	Tom Day
LLB	51	John Tracey
MLB	64	Harry Jacobs
RLB	58	Mike Stratton
LCB	24	Booker Edgerson
RCB	42	Butch Byrd
LS	46	Ray Abruzzese
RS	26	George Saimes

PASSING	Att	Cmp	Yds	Cmp%	Yds/Att	TD	TD%	Int	Int%	Long	Sack/Lost	Rating
Kemp	269	119	2285	44.2	8.49	13	4.8	26	9.7	94†	—	50.9
Lamonica	128	55	1137	43.0	8.88	6	4.7	8	6.3	89	—	64.5
BILLS	397	174	3422	43.8	8.62	19	4.8	34	8.6	94†	35/256	54.8
OPPONENTS	517	241	3361	46.6	6.50	24	4.6	28	5.4	—	50/396	60.9



1965 SEASON STATISTICS

10-3-1 | 1ST IN AFL EAST | AFL CHAMPIONS | HEAD COACH LOU SABAN

Date	W/L	Score	Opponent	Attendance
9/11	W	24-7	Boston	45,502
9/19	W	30-15	at Denver	30,682
9/26	W	33-21	NY Jets	45,056
10/3	W	17-12	Oakland	41,256
10/10	L	3-34	San Diego	45,260
10/17	W	23-7	at Kansas City	26,941
10/24	W	31-13	Denver	45,046
10/31	L	17-19	Houston	44,267
11/7	W	23-7	at Boston	24,415
11/14	W	17-14	at Oakland	19,352
11/25	T	20-20	at San Diego	27,473
12/5	W	29-18	at Houston	23,087
12/12	W	34-25	Kansas City	40,298
12/19	L	12-14	at NY Jets	57,396

AFL CHAMPIONSHIP GAME

12/26 W 23-0 at San Diego 30,361

	BUF	OPP
TOTAL FIRST DOWNS	206	226
Rushing	69	65
Passing	119	141
Penalty	18	20
3rd Down: Made/Att	—	—
3rd Down Pct.	—	—
4th Down: Made/Att	—	—
4th Down Pct.	—	—

POSSESSION AVG. — —

	3749	4284
TOTAL NET YARDS		
Avg per Game	267.8	306.0
Total Plays	882	890
Avg per Play	4.3	4.8

	1288	1114
NET YARDS RUSHING		
Avg per Game	92.0	79.6
Total Rushes	392	360

	2461	3170
NET YARDS PASSING		
Avg per Game	175.8	226.4
Sacked/Yards Lost	29/283	28/246
Gross Yards	2744	3416
Att./Completions	461/208	502/227
Completion Pct.	45.1	45.2
Had Intercepted	24	32

PUNTS/AVERAGE 80/43.0 76/40.2

NET PUNTING AVG. 38.7 —

PENALTIES/YARDS 78/685 69/832

FUMBLES/BALL LOST 28/14 33/25

	33	25
TOUCHDOWNS		
Rushing	16	5
Passing	13	19
Returns	4	1

SCORE BY PERIOD	Q1	Q2	Q3	Q4	OT	PTS
BILLS	76	81	60	96	0	313
OPPONENTS	42	73	39	72	0	226

SCORING	TD	Ru	PaRt	K-PAT	FG	S	Pts
Gogolak	0	0	0	0	31/31	28/46	0 115
Carlton	7	6	1	0	0/0	0/0	0 42

Joe	6	4	2	0	0/0	0/0	0 36
Kemp	4	4	0	0	0/0	0/0	0 24
Warner	4	0	1	3	0/0	0/0	0 24
Roberson	3	0	3	0	0/0	0/0	0 18
Ferguson	2	0	2	0	0/0	0/0	0 12
Bass	1	0	1	0	0/0	0/0	0 6
Dubention	1	0	1	0	0/0	0/0	0 6
Lamonica	1	1	0	0	0/0	0/0	0 6
Rutkowski	1	0	1	0	0/0	0/0	0 6
Saimes	1	0	0	1	0/0	0/0	0 6
Smith	1	1	0	0	0/0	0/0	0 6
Warlick	1	0	1	0	0/0	0/0	0 6
BILLS	33	16	13	4	31/31	28/46	313
OPP	26	6	19	1	19/20	15/30	226

2-Pt Conversions: BILLS 0-0, OPPONENTS 3-4

SACKS: Sestak 8.0, Day 4.5, Stratton 3.5, Tracey 2.5, Dunaway 1.5, Jacobs 1.0, McDole 1.0, Meredith 1.0, Others 5.0
BILLS: 28.0
OPPONENTS: 29.0

RUSHING	No.	Yds	Avg	Long	TD
Carlton	156	592	3.8	80t	6
Joe	123	377	3.1	30	4
Smith	43	137	3.2	13	1
Stone	19	61	3.2	14	0
Kemp	36	49	1.4	12	4
Lamonica	10	30	3.0	10	1
Maguire	1	21	21.0	21	0
Auer	3	19	6.3	14	0
Warner	1	2	2.0	2	0
BILLS	392	1288	3.3	80t	16
OPP	360	1114	3.1	—	5

RECEIVING	No.	Yds	Avg	Long	TD
Roberson	31	483	15.6	74t	3
Joe	27	271	10.0	78t	2
Carlton	24	196	8.2	23	1
Costa	21	401	19.1	46	0
Ferguson	21	262	12.5	30t	2
Bass	18	299	16.6	38	1
Dubention	18	281	15.6	46	1
Rutkowski	18	247	13.7	47t	1
Smith	12	116	9.7	21	0
Warlick	8	112	14.0	27	1
Stone	6	29	4.8	9	0
Mills	1	43	43.0	43	0
Warner	1	11	11.0	11t	1
Tracey	1	2	2.0	2	0
Kemp	1	-9	-9.0	-9	0
BILLS	208	2744	13.2	78t	13
OPP	227	3416	15.0	—	19

INTERCEPTIONS	No.	Yds	Avg	Long	TD
Clarke	7	60	8.6	40	0
Byrd	5	119	23.8	62	0
Warner	5	84	16.8	23	1
Edgersson	5	55	11.0	19	0
Saimes	4	24	6.0	20	0
Stratton	2	19	9.5	19	0
McDole	1	24	24.0	24	0
Tracey	1	8	8.0	8	0
Day	1	0	0.0	0	0
Jacobs	1	0	0.0	0	0
BILLS	32	393	12.3	62	1
OPP	24	467	19.5	—	1

PUNTING	No.	Yds	Avg	Net	TB	In	Lg	B
Maguire	80	3437	43.0	38.7	6	21	68	0
BILLS	80	3437	43.0	38.7	6	21	68	0
OPP	76	3053	40.2	—	—	—	—	—

PUNT RETURNS	Ret	FC	Yds	Avg	Long	TD
Byrd	21	—	201	9.6	30	0
Rutkowski	11	—	127	11.5	33	0
Warner	1	—	16	16.0	16	0
Clarke	1	—	13	13.0	13	0
Hudlow	1	—	12	12.0	12	0
Saimes	0	—	1	1.0	1	0
BILLS	35	16	370	10.6	33	0
OPP	36	—	222	7.4	—	0

KICKOFF RETURNS	No.	Yds	Avg	Long	TD
Warner	32	825	26.5	102t	2
Rutkowski	5	97	19.4	23	0
Roberson	4	59	14.8	22	0
Hudlow	2	36	18.0	18	0
Maguire	1	5	5.0	5	0
Dunaway	1	0	0.0	0	0
BILLS	45	1022	22.7	102t	2
OPP	60	1449	24.2	—	0

FIELD GOALS 1-19 20-29 30-39 40-49 50+
 Gogolak 10-10 8-9 9-15 1-8 0-4
 BILLS 10-10 8-9 9-15 1-8 0-4
 OPP 6-9 4-7 4-9 1-4 0-1

Gogolak:(34N,36G,30B)(28G,46N,18G,29B,18G)(53N,33G,22G,27G,9G)(20G)(38G)(48N,14G,13G,34G)(22G,38N)(45N,31N,39G,55N)(28G,16G,32G)(43N,36N,44B,37G)(12G,35N,22G)(12G,12G,50N,50N,47G,34G,19G)(30G,22G)(40B,42B)
 OPPONENTS:(47N)(42N)(24G,23G)(36B,33G,25N)(22B,15G,19G)(38B,15B)(13B,33G,20G)(16N,31G,30G,13G,8G)(29N)(35N,49N)(37N,9G,14G)(31B,41G,52N)

USUAL STARTERS

OFFENSE

FL	46	Bo Roberson
LE	80	Charley Ferguson
LT	77	Stew Barber
LG	66	Billy Shaw
C	60	Dave Behrman
RG	50	Al Bemiller
RT	79	Dick Hudson
RE	82	Paul Costa (8)
	84	Ernie Warlick (6)
FB	33	Billy Joe
HB	30	Wray Carlton
QB	15	Jack Kemp

DEFENSE

LE	72	Ron McDole
LT	78	Jim Dunaway
RT	70	Tom Sestak
RE	88	Tom Day
LLB	51	John Tracey
MLB	64	Harry Jacobs
RLB	58	Mike Stratton
LCB	24	Booker Edgersson
RCB	42	Butch Byrd
LS	45	Hagood Clarke
RS	26	George Saimes

PASSING	Att	Cmp	Yds	Cmp%	Yds/Att	TD	TD%	Int	Int%	Long	Sack/Lost	Rating
Kemp	391	179	2368	45.8	6.06	10	2.6	18	4.6	78t	—	54.8
Lamonica	70	29	376	41.4	5.37	3	4.3	6	8.6	74t	—	37.6
BILLS	461	208	2744	45.1	5.95	13	2.8	24	5.2	78t	29/283	52.2
OPPONENTS	502	227	3416	45.2	6.80	19	6.4	32	6.4	—	28/246	54.2



1966 SEASON STATISTICS

9-4-1 | 1ST IN AFL EAST | HEAD COACH JOE COLLIER

Date	W/L Score	Opponent	Attendance
9/4	L 7-27	at San Diego	27,572
9/11	L 20-42	Kansas City	42,023
9/18	W 58-24	Miami	37,546
9/25	W 27-20	Houston	42,256
10/2	W 29-14	at Kansas City	43,885
10/8	L 10-20	Boston	45,542
10/16	T 17-17	San Diego	45,169
10/30	W 33-23	at NY Jets	61,552
11/6	W 29-0	at Miami	37,177
11/13	W 14-3	NY Jets	45,738
11/20	W 42-20	at Houston	27,312
11/24	W 31-10	at Oakland	36,781
12/4	L 3-14	at Boston	39,350
12/18	W 38-21	Denver	40,583

AFL CHAMPIONSHIP GAME

Date	W/L Score	Opponent	Attendance
1/1	L 7-31	Kansas City	42,080

POSSESSION AVG.

Category	BUFL	OPP
TOTAL FIRST DOWNS	255	192
Rushing	110	49
Passing	126	131
Penalty	19	12
3rd Down: Made/Att	—	—
3rd Down Pct.	—	—
4th Down: Made/Att	—	—
4th Down Pct.	—	—

Category	BUFL	OPP
TOTAL NET YARDS	4748	4109
Avg per Game	339.1	293.5
Total Plays	944	842
Avg per Play	5.0	4.9

Category	BUFL	OPP
NET YARDS RUSHING	1892	1051
Avg per Game	86.5	99.5
Total Rushes	455	344
NET YARDS PASSING	2856	3058
Avg per Game	204.0	218.4
Sacked/Yards Lost	16/144	32/249
Gross Yards	3000	3307
Att./Completions	473/199	466/205
Completion Pct.	42.1	44.0
Had Intercepted	21	29

Category	BUFL	OPP
PUNTS/AVERAGE	69/41.2	84/39.6

Category	BUFL	OPP
NET PUNTING AVG.	34.5	—

Category	BUFL	OPP
PENALTIES/YARDS	62/637	55/546

Category	BUFL	OPP
FUMBLES/BALL LOST	27/15	19/9

Category	BUFL	OPP
TOUCHDOWNS	43	31
Rushing	19	6
Passing	15	22
Returns	9	3

SCORE BY PERIOD	Q1	Q2	Q3	Q4	OT	PTS
BILLS	47	127	74	110	0	358
OPPONENTS	75	53	34	93	0	255

SCORING	TD	Ru	Pa	Rt	K-PAT	FG	S	Pts
Lusteg	0	0	0	0	41/42	19/37	0	98
Burnett	8	4	4	0	0/0	0/0	0	0

Player	6	6	0	0	0/0	0/0	0	36
Carlton	6	6	0	0	0/0	0/0	0	36
Kemp	5	5	0	0	0/0	0/0	0	32
Spikes	4	3	1	0	0/0	0/0	0	24
Costa	3	0	3	0	0/0	0/0	0	18
Crockett	3	0	3	0	0/0	0/0	0	18
Dubention	2	0	2	0	0/0	0/0	0	12
Rutkowski	2	0	1	1	0/0	0/0	0	12
Byrd	2	0	0	2	0/0	0/0	0	12
Janik	2	0	0	2	0/0	0/0	0	12
Lamonica	1	1	0	0	0/0	0/0	0	6
Ferguson	1	0	1	0	0/0	0/0	0	6
Clarke	1	0	0	1	0/0	0/0	0	6
Dunaway	1	0	0	1	0/0	0/0	0	6
Stratton	1	0	0	1	0/0	0/0	0	6
Warner	1	0	0	1	0/0	0/0	0	6
BILLS	43	19	15	9	41/42	19/37	1	358
OPP	31	6	22	3	28/28	13/23	255	

2-Pt. Conversions: BILLS 0-1, OPPONENTS 1-3

SACKS: McDole 6.5, Sestak 5.0, Dunaway 3.5, Tracey 3.0, Day 2.0, Schottenheimer 2.0, Stratton 2.0, Costa 1.0, Jacobs 1.0, Janik 1.0, Others 5.0
BILLS: 32.0
OPPONENTS: 16.0

RUSHING	No.	Yds	Avg	Long	TD
Burnett	187	766	4.1	32	4
Carlton	156	696	4.5	23	6
Smith	31	148	4.8	20	0
Kemp	40	130	3.3	26	5
Spikes	28	119	4.3	36	3
Dubention	3	16	5.3	17	0
Lamonica	9	6	0.7	14	1
Costa	0	1	—	0	0
Rutkowski	1	10	10.0	10	0
BILLS	455	1892	4.1	36	19
OPP	344	1051	3.1	—	6

RECEIVING	No.	Yds	Avg	Long	TD
Dubention	50	747	14.9	44	2
Burnett	34	419	12.3	48	4
Crockett	31	533	17.2	53†	3
Costa	27	400	14.8	50	3
Carlton	21	280	13.3	55	0
Ferguson	16	293	18.3	32	1
Bass	10	130	13.0	19	0
Rutkowski	6	150	25.0	55	1
Spikes	2	45	22.5	27	1
O'Donnell	1	2	2.0	2	0
Smith	1	1	1.0	1	0
BILLS	199	3000	15.1	55	15
OPP	205	3307	16.1	—	22

INTERCEPTIONS	No.	Yds	Avg	Long	TD
Janik	8	136	17.0	37†	2
Byrd	6	110	18.3	60†	1
Clarke	5	118	23.6	66†	1
Stratton	3	37	12.3	23	0
Jacobs	2	15	7.5	15	0
Saimes	1	32	32.0	32	0
Schottenheimer	1	20	20.0	20	0
McDole	1	4	4.0	4	0
King	1	0	0.0	0	0
Tracey	1	0	0.0	0	0
BILLS	29	472	16.3	66†	4
OPP	21	303	14.4	65	1

PUNTING	No.	Yds	Avg	Net	TB	In	Lg	B
Maguire	69	2841	41.2	34.5	8	14	61	0
BILLS	69	2841	41.2	34.5	8	14	61	0
OPP	84	3324	39.6	—	—	—	—	—

PUNT RETURNS	Ret	FC	Yds	Avg	Long	TD
Byrd	23	5	186	8.1	72†	1
Rutkowski	18	4	209	11.6	73†	1
Clarke	2	0	12	6.0	7	0
Stratton	0	0	4	2.0	4	0
BILLS	43	9	411	9.6	73†	2
OPP	20	21	301	15.1	—	2

KICKOFF RETURNS	No.	Yds	Avg	Long	TD
Warner	33	846	25.6	95†	1
Rutkowski	6	121	20.2	32	0
Mills	4	76	19.0	26	0
Ferguson	2	0	0.0	0	0
DeSutter	2	0	0.0	0	0
Prudhomme	1	16	16.0	16	0
Schmidt	1	2	2.0	2	0
Clarke	1	0	0.0	0	0
Maguire	1	0	0.0	0	0
O'Donnell	0	3	—	3	0
BILLS	51	1064	20.9	95†	1
OPP	65	1329	20.4	—	0

FIELD GOALS	1-19	20-29	30-39	40-49	50+
Lusteg	8-10	3-5	4-8	4-10	0-4
BILLS	8-10	3-5	4-8	4-10	0-4
OPP	3-3	2-3	5-6	3-9	0-2

Lusteg:[44B,42N](22G,9G)(13G)(50N,47G,32G)(27G,16G,20G)(33N,36N,37G,27N)(42N,34N,41G,23N)(36G,10G,38G,17G)(44N,41N,51N,50N,44G,44G)(150N,47B)(19N,19G)(11G)(39N,16G,15N)
 OPPONENTS: (30G,10G)(24G)(47G,35G,55N)(110G,47N,31G,50N)(31G,42N)(28G,49N)(27N)(49N,43G,35B)(49G,35G)(8G)(42N,41B)(1)

USUAL STARTERS	Player	Position
OFFENSE		
FL	44	Elbert Dubention
LE	83	Bobby Crockett
LT	77	Stew Barber
LG	66	Billy Shaw
C	50	Al Bemiller
RG	67	Joe O'Donnell
RT	79	Dick Hudson
RE	82	Paul Costa
FB	30	Wray Carlton
HB	21	Bobby Burnett
QB	15	Jack Kemp

DEFENSE	Player	Position
LE	72	Ron McDole
LT	78	Jim Dunaway
RT	70	Tom Sestak
RE	88	Tom Day
LLB	51	John Tracey
MLB	64	Harry Jacobs
RLB	58	Mike Stratton
LCB	27	Tom Janik
RCB	42	Butch Byrd
LS	45	Hagood Clarke
RS	26	George Saimes

PASSING	Att	Cmp	Yds	Cmp%	Yds/Att	TD	TD%	Int	Int%	Long	Sack/Lost	Rating
Kemp	389	166	2451	42.7	6.30	11	2.8	16	4.1	55	—	56.2
Lamonica	84	33	549	39.3	6.54	4	4.8	5	5.9	55	—	53.1
BILLS	473	199	3000	42.1	6.34	15	3.2	21	4.4	55	16/144	55.6
OPPONENTS	466	205	3307	44.0	7.10	22	4.7	29	6.2	—	32/249	58.1



1967 SEASON STATISTICS

4-10 | T-3RD IN AFL EAST | HEAD COACH JOE COLLIER

Date	W/L Score	Opponent	Attendance
9/10	W 20-17	NY Jets	45,748
9/17	L 3-20	Houston	41,384
9/24	L 0-23	Boston	45,748
10/1	L 17-37	San Diego	39,310
10/8	W 17-16	at Denver	35,188
10/15	L 20-24	Oakland	45,758
10/29	L 3-10	at Houston	30,060
11/5	W 35-13	Miami	31,622
11/12	L 10-20	at NY Jets	62,671
11/19	L 20-21	Denver	30,891
11/26	L 14-17	at Miami	27,050
12/3	L 13-23	at Kansas City	41,943
12/9	W 44-16	at Boston	20,627
12/24	L 21-28	at Oakland	30,738

TOTAL FIRST DOWNS	203	201
Rushing	65	73
Passing	119	106
Penalty	19	22
3rd Down: Made/Att	—	—
3rd Down Pct.	—	—
4th Down: Made/Att	—	—
4th Down: Pct.	—	—

POSSESSION AVG. — —

TOTAL NET YARDS	3588	3447
Avg per Game	256.3	246.2
Total Plays	850	857
Avg per Play	4.2	4.0

NET YARDS RUSHING	1271	1622
Avg per Game	90.8	115.9
Total Rushes	371	437

NET YARDS PASSING	2317	1825
Avg per Game	165.5	130.4
Sacked/Yards Lost	45/446	43/366
Gross Yards	2763	2191
Att./Completions	434/183	377/162
Completion Pct.	42.2	43.0
Had Intercepted	34	27
Had Intercepted	29	33

PUNTS/AVERAGE 77/43.1 74/41.0

NET PUNTING AVG. 37.9 —

PENALTIES/YARDS 74/828 51/507

FUMBLES/BALL LOST 32/13 26/9

TOUCHDOWNS	27	33
Rushing	9	11
Passing	14	17
Returns	4	5

SCORE BY PERIOD	Q1	Q2	Q3	Q4	PTS
BILLS	61	61	47	68	237
OPPONENTS	50	105	49	81	285

SCORING	TD	Ru	Pa	Rt	K-PAT	FG	S	Pts
Mercer	0	0	0	0	25/26	16/28	0	73
Lincoln	9	4	5	0	0/0	0/0	0	54
Powell	4	0	4	0	0/0	0/0	0	24
Carlton	3	3	0	0	0/0	0/0	0	18
Kemp	2	2	0	0	*1	0/0	0	14
Costa	2	0	2	0	0/0	0/0	0	12
Janik	2	0	2	0	0/0	0/0	0	12
Masters	2	0	2	0	0/0	0/0	0	12
Leadbetter	1	0	1	0	0/0	0/0	0	6
Sestak	1	0	0	1	0/0	0/0	0	6
Schottenheimer	1	0	0	1	0/0	0/0	0	6
BILLS	27	9	14	4	25/26	16/28	237	
OPP	33	11	17	5	32/33	17/38	285	

*2-Pt. Conversions: BILLS 1-1, OPPONENTS 0-0

SACKS: Dunaway 6.5, Sestak 6.5, Stratton 5.0, Tracey 4.5, Kindig 2.5, Prudhomme 2.5, Guidry 2.0, Frazier 1.0, McDole 1.0, Petrich 1.0, Meredith 0.5, Others 10.0
BILLS: 43.0
OPPONENTS: 45.0

RUSHING	No.	Yds	Avg	Long	TD
Lincoln	159	601	3.8	28	4
Carlton	107	467	4.4	21	3
Burnett	45	96	2.1	18	0
Bivins	15	58	3.9	43	0
Kemp	36	58	1.6	14	2
Spikes	4	9	2.3	6	0
Donaldson	3	-1	-0.3	2	0
Dubention	2	-17	-8.5	-1	0
BILLS	371	1271	3.4	43	9
OPP	437	1622	3.7	53	11

RECEIVING	No.	Yds	Avg	Long	TD
Lincoln	41	558	13.6	60†	5
Costa	39	726	18.6	63†	2
Dubention	25	384	15.4	42	0
Powell	20	346	17.3	37†	4
Masters	20	274	13.7	28	2
Burnett	11	114	10.4	38	0
Leadbetter	9	161	17.9	60	1
Carlton	9	97	10.8	24	0
Rutkowski	6	59	9.8	17	0
Donaldson	1	20	20.0	20	0
Tracey	1	15	15.0	15	0
Spikes	1	9	9.0	9	0
BILLS	183	2763	15.1	63†	14
OPP	162	2191	13.5	56	17

INTERCEPTIONS	No.	Yds	Avg	Long	TD
Janik	10	222	22.2	46	2
Byrd	5	25	5.0	12	0
Schottenheimer	3	88	29.3	45†	1
Edgersen	2	25	12.5	25	0
Saimes	2	14	7.0	14	0
Dunaway	1	8	8.0	8	0
Meredith	1	8	8.0	8	0
McDole	1	5	5.0	5	0
Stratton	1	3	3.0	3	0
Tracey	1	3	3.0	3	0
BILLS	27	401	14.9	46	3
OPP	34	554	16.3	—	2

PUNTING	No.	Yds	Avg	Net	TB	In	Lg	B
Maguire	77	3320	43.1	37.9	5	16	64	0
BILLS	77	3320	43.1	37.9	5	16	64	0
OPP	74	3032	41.0	—	—	—	—	—

PUNT RETURNS	Ret	FC	Yds	Avg	Long	TD
Byrd	30	5	142	4.7	19	0
Rutkowski	15	4	43	2.9	12	0
King	1	0	12	12.0	12	0
Edgersen	1	0	2	2.0	2	0
BILLS	47	9	199	4.2	19	0
OPP	33	—	301	9.1	—	0

KICKOFF RETURNS	No.	Yds	Avg	Long	TD
Bivins	16	380	23.8	55	0
Smith	16	346	21.6	64	0
King	12	316	26.3	38	0
Rutkowski	3	71	23.7	38	0
Meredith	3	0	0.0	0	0
Guidry	1	0	0.0	0	0
BILLS	51	1113	21.8	64	0
OPP	56	1292	23.1	—	0

FIELD GOALS	1-19	20-29	30-39	40-49	50+
Mercer	3-3	3-6	4-5	5-13	1-1
BILLS	3-3	3-6	4-5	5-13	1-1
OPP	3-6	6-10	5-7	3-12	0-3

Mercer: (46B,51G,43G)(47G,40N)(49N,20N,40N)(26G)(32G)() (47G,22N)() (48B,17G,36N)(42N,48N,43G,21G,44N,24N)() (35G,40G)(12G,11G,23G)(30G,39G)
OPPONENTS: (17N,32G,40N,35N)(22G,42G)(33G,23G,49N,20B,44N,44N,45G)(13B,32G,30G,25G)(48N,47N,14B,42N,45N)(54N,31G,53N)(25G)(51N)(48G,14G,29B,26N)() (24B,17G)(17G,25G,20G)(40N)(38N)

USUAL STARTERS

OFFENSE

FL	44	Elbert Dubention
LE	84	Art Powell
LT	77	Stew Barber
LG	66	Billy Shaw
C	50	Al Bemiller
RG	67	Joe O'Donnell
RT	79	Dick Hudson
RE	82	Paul Costa
FB	30	Wray Carlton
HB	20	Keith Lincoln
QB	15	Jack Kemp

DEFENSE

LE	72	Ron McDole
LT	78	Jim Dunaway
RT	70	Tom Sestak
RE	65	Remi Prudhomme
LLB	51	John Tracey
MLB	64	Harry Jacobs
RLB	58	Mike Stratton
LCB	24	Booker Edgersen
RCB	42	Butch Byrd
LS	27	Tom Janik
RS	26	George Saimes

PASSING	Att	Cmp	Yds	Cmp%	Yds/Att	TD	TD%	Int	Int%	Long	Sack/Lost	Rating
Kemp	369	161	2503	43.6	6.78	14	3.8	26	7.0	63†	—	50.0
Flores	64	22	260	34.4	4.06	0	0.0	8	12.5	59	—	8.1
Rutkowski	1	0	0	0.0	0.00	0	0.0	0	0.0	0	—	39.6
BILLS	434	183	2763	42.2	4.84	14	3.2	34	7.8	63†	45/446	41.9
OPPONENTS	377	162	2191	43.0	4.34	17	4.5	27	7.2	56	43/366	47.3



1968 SEASON STATISTICS

1-12-1 | 5TH IN AFL EAST | HEAD COACH JOHN RAUCH

Date	W/L Score	Opponent	Attendance
9/8	L 7-16	Boston	38,865
9/15	L 6-48	Oakland	43,056
9/22	L 23-34	at Cincinnati	24,405
9/29	W 37-35	NY Jets	38,044
10/5	L 7-18	Kansas City	40,748
10/12	T 14-14	at Miami	28,559
10/20	L 6-23	at Boston	21,082
10/27	L 7-30	Houston	34,339
11/3	L 21-25	at NY Jets	61,452
11/10	L 17-21	Miami	28,751
11/17	L 6-21	San Diego	27,993
11/24	L 32-34	at Denver	35,142
11/28	L 10-13	at Oakland	39,883
12/7	L 6-35	at Houston	34,110

BUF OPP

TOTAL FIRST DOWNS	159	210
Rushing	71	85
Passing	72	103
Penalty	16	22
3rd Down: Made/Att	—	—
3rd Down Pct.	—	—
4th Down: Made/Att	—	—
4th Down: Pct.	—	—

POSSESSION AVG.	—	—
TOTAL NET YARDS	3870	4225
Avg per Game	205.0	301.8
Total Plays	844	876
Avg per Play	3.4	4.8

NET YARDS RUSHING	1527	2021
Avg per Game	109.1	144.4
Total Rushes	400	505

NET YARDS PASSING	2689	2461
Avg per Game	95.9	157.4
Sacked/Yards Lost	39/391	31/273
Gross Yards	1741	2477
Att./Completions	405/168	340/143
Completion Pct.	41.5	42.1
Had Intercepted	28	22

PUNTS/AVERAGE	100/41.8	75/39.7
---------------	----------	---------

NET PUNTING AVG.	35.1	—
------------------	------	---

PENALTIES/YARDS	67/687	66/540
-----------------	--------	--------

FUMBLES/BALL LOST	23/14	24/13
-------------------	-------	-------

TOUCHDOWNS	22	41
Rushing	9	15
Passing	7	19
Returns	6	7

SCORE BY PERIOD	Q1	Q2	Q3	Q4	OT	PTS
BILLS	46	57	26	70	0	199
OPPONENTS	64	104	87	112	0	367

SCORING	TD	Ru	Pa	Rt	K-PAT	FG	S	PTS
Alford	0	0	0	0	15/15	14/24	0	57
McDermott	4	3	1	0	0/0	*1	0	26
Cappadonna	3	1	2	0	0/0	*1	0	20
Anderson	3	2	0	1	0/0	0/0	0	18

Costa	2	1	1	0	0/0	0/0	0	12
Edgerson	2	0	0	2	0/0	0/0	0	12
Moses	2	0	2	0	0/0	0/0	0	12
Byrd	1	0	0	1	0/0	0/0	0	6
Clarke	1	0	0	1	0/0	0/0	0	6
Gregory	1	1	0	0	0/0	0/0	0	6
Janik	1	0	0	1	0/0	0/0	0	6
Ledbetter	1	0	1	0	0/0	0/0	0	6
Rutkowski	1	1	0	0	0/0	0/0	0	6
Mercer	0	0	0	0	4/4	0/4	0	4
Guidry	0	0	0	0	0/0	0/0	1	2
BILLS	22	9	7	6	19/19	14/28	1	199
OPP	41	15	19	7	39/40	28/46	3	377

*2-Pt. Conversions: BILLS 2-3, OPPONENTS 0-0

SACKS: McDole 5.5, Sestak 5.0, Stratton 4.5, Guidry 3.5, Dunaway 3.0, Jacobs 2.0, Saimes 2.0, Tatarek 2.0, Day 1.5, Janik 1.0, Schottenheimer 1.0
BILLS: 31.0
OPPONENTS: 39.0

RUSHING	No.	Yds	Avg	Long	TD
Anderson	147	525	3.6	45	2
Gregory	52	283	5.4	67	1
Cappadonna	73	272	3.7	33t	1
McDermott	47	102	2.2	17	3
Rutkowski	20	96	4.8	33	1
Lincoln	26	84	3.2	24	0
Masters	6	70	11.7	35	0
Brown	3	39	13.0	27	0
Stephenson	4	30	7.5	12	0
Costa	2	11	5.5	6t	1
Darragh	13	11	0.8	8	0
McGuire	1	6	6.0	6	0
Patrick	1	2	2.0	2	0
Moses	5	-4	-0.8	19	0
BILLS	400	1527	3.8	67	9
OPP	505	2021	4.0	—	15

RECEIVING	No.	Yds	Avg	Long	TD
Moses	42	633	15.1	55t	2
Trapp	24	235	9.8	27	0
Anderson	22	140	6.4	23	0
McDermott	20	115	5.8	37	1
Cappadonna	18	92	5.1	21t	2
Costa	15	172	11.5	27	1
Masters	8	101	12.6	21	0
Crockett	6	76	12.7	23	0
Gregory	5	21	4.2	8	0
Ledbetter	4	94	23.5	43	1
Rutkowski	1	27	27.0	27	0
Patrick	1	5	5.0	5	0
Lincoln	1	3	3.0	3	0
Bemiller	1	0	0.0	0	0
BILLS	168	1714	10.2	55t	7
OPP	143	2477	17.3	—	19

INTERCEPTIONS	No.	Yds	Avg	Long	TD
Byrd	6	76	12.7	53t	1
Janik	3	137	45.7	100t	1
Edgerson	4	100	25.0	45t	2
McDole	2	47	23.5	42	0
Saimes	2	36	18.0	19	0
Pitts	2	21	10.5	17	0
Schottenheimer	1	22	27.0	21	0
Guidry	1	21	21.0	21	0
Stratton	1	15	15.0	15	0
BILLS	22	475	21.6	100t	4
OPP	28	472	16.9	65	6

PUNTING	No.	Yds	Avg	Net	TB	In	Lg	B
Maguire	100	4175	41.8	35.1	7	24	61	1
BILLS	100	3471	41.8	35.1	7	24	61	1
OPP	75	2978	39.7	—	—	—	—	—

PUNT RETURNS	Ret	FC	Yds	Avg	Long	TD
Clarke	29	2	241	8.3	82t	1
Rutkowski	8	3	23	2.9	10	0
Trapp	5	0	26	5.2	11	0
Byrd	2	1	11	5.5	11	0
BILLS	44	6	301	6.8	82t	1
OPP	45	—	521	11.6	—	1

KICKOFF RETURNS	No.	Yds	Avg	Long	TD
Anderson	39	971	24.9	100t	1
Brown	12	274	22.8	32	0
Mitchell	5	98	19.6	24	0
Rutkowski	5	87	17.4	26	0
Costa	5	68	13.6	33	0
Ledbetter	0	18	18.0	18	0
McDermott	1	16	16.0	16	0
Maguire	1	5	5.0	5	0
Barber	1	0	0.0	0	0
BILLS	69	1537	22.3	100t	1
OPP	49	1062	21.7	—	0

FIELD GOALS	1-19	20-29	30-39	40-49	50+
Alford	4-4	5-5	2-5	1-8	1-2
Mercer	0-0	0-0	0-1	0-3	0-0
BILLS	4-4	5-5	2-6	1-11	1-2
OPP	11-11	7-8	9-12	1-10	0-5

Mercer: (42N,47B)(143N,38B)
 Alford: (35G,41G,37G)(53G,20G,36N)(16G,11G)(45N)(32N)(22G)(25G,16G)(45N,45B,42N,18G)(41N,26G,52N,42N)(40N,28G,36G)
 OPPONENTS: (10G,28G,30G)(44N,22G,9G)(11G,30B,39G,32N)(37N)(52B,51N,18G,12G,16G,15G)(41B)(39G,51N,20G,49N,16G)(39G,44B,22G,42N,19G)(26N,47B,32G,9G,32G,27G,35G,27G)(42N)(42N,25N,42G,12G)(50N,39G,50N,47N,33G)

USUAL STARTERS

OFFENSE

FL	25	Haven Moses
LE	28	Richard Trapp
LT	77	Stew Barber
LG	66	Billy Shaw
C	50	Al Bemiller
RG	61	Bob Kalsu
RT	62	Dick Cunningham
RE	82	Paul Costa
FB	36	Bob Cappadonna
HB	22	Max Anderson
QB	10	Dan Darragh

DEFENSE

LE	72	Ron McDole
LT	78	Jim Dunaway
RT	70	Tom Sestak
RE	89	Tom Day
LLB	59	Paul Guidry
MLB	64	Harry Jacobs
RLB	58	Mike Stratton
LCB	24	Booker Edgerson
RCB	42	Butch Byrd
LS	26	George Saimes
RS	27	Tom Janik

PASSING	Att	Cmp	Yds	Cmp%	Yds/Att	TD	TD%	Int	Int%	Long	Sack/Lost	Rating
Darragh	215	92	917	42.8	4.27	3	1.4	14	6.5	41	—	33.0
Rutkowski	100	41	380	41.0	3.80	0	0.0	6	6.0	37	—	27.1
Stephenson	79	29	364	36.7	4.61	4	5.1	7	8.9	55t	—	31.8
McDermott	3	2	35	66.7	11.67	0	0.0	0	0.0	27	—	106.3
Flores	5	3	15	60.0	3.00	0	0.0	1	20.0	12	—	25.0
Russell	2	1	3	50.0	1.50	0	0.0	0	0.0	3	—	56.3
Anderson	1	0	0	0.0	0.00	0	0.0	0	0.0	0	—	39.6
BILLS	405	168	1714	41.5	4.23	7	1.7	28	6.9	55t	39/371	51.2
OPPONENTS	340	143	2477	42.1	7.29	19	5.6	22	6.5	—	31/273	39.2

1969 SEASON STATISTICS

4-10 | T-3RD IN AFL EAST | HEAD COACH JOHN RAUCH

Date	W/L	Score	Opponent	Attendance
9/14	L	19-33	NY Jets	46,165
9/21	L	3-17	Houston	40,146
9/28	W	41-28	Denver	40,302
10/5	L	14-28	at Houston	46,485
10/11	W	23-16	Boston	46,201
10/19	L	21-50	at Oakland	54,418
10/26	L	6-24	at Miami	39,837
11/2	L	7-29	Kansas City	45,844
11/9	L	6-16	at NY Jets	62,680
11/16	W	28-3	Miami	32,686
11/23	L	21-35	at Boston	25,584
11/30	W	16-13	Cincinnati	35,122
12/7	L	19-22	at Kansas City	47,112
12/14	L	6-45	at San Diego	47,582

TOTAL FIRST DOWNS	BUF	OPP
Rushing	224	236
Passing	83	106
Penalty	122	118
3rd Down: Made/Att	19	12
3rd Down Pct.	—	—
4th Down: Made/Att	—	—
4th Down: Pct.	—	—

POSSESSION AVG. — —

TOTAL NET YARDS	3867	4344
Avg per Game	276.2	310.3
Total Plays	868	852
Avg per Play	4.5	5.1

NET YARDS RUSHING	1522	1858
Avg per Game	108.7	132.7
Total Rushes	384	454

NET YARDS PASSING	2345	2476
Avg per Game	167.5	177.6
Sacked/Yards Lost	42/371	31/296
Gross Yards	2716	2772
Att./Completions	442/215	368/175
Completion Pct.	48.6	47.6
Had Intercepted	30	19

PUNTS/AVERAGE 78/44.5 62/42.7

NET PUNTING AVG. 37.5 —

PENALTIES/YARDS 67/632 71/719

FUMBLES/BALL LOST 35/21 25/19

TOUCHDOWNS	26	40
Rushing	7	17
Passing	17	21
Returns	2	2

SCORE BY PERIOD	Q1	Q2	Q3	Q4	OT	PTS
BILLS	46	47	77	60	0	230
OPPONENTS	84	106	52	117	0	359

SCORING	TD	Ru	Pa	Rt	K-PAT	FG	S	PTS
Alford	0	0	0	0	23/24	17/26	0	74
Moses	5	0	5	0	0/0	0/0	0	30
Briscoe	5	0	5	0	0/0	0/0	0	30
Simpson	5	2	3	0	0/0	0/0	0	30
Enyart	3	1	2	0	0/0	0/0	0	18
Patrick	3	3	0	0	0/0	0/0	0	18
Anderson	1	1	0	0	0/0	0/0	0	6
Byrd	1	0	1	0	0/0	0/0	0	6
Edgerson	1	0	0	1	0/0	0/0	0	6
Masters	1	0	1	0	0/0	0/0	0	6
Grate	1	0	1	0	0/0	0/0	0	6
BILLS	26	7	17	2	23/24	17/26	2	630
OPP	40	17	21	2	39/40	26/41	3	599

2-Pt. Conversions: BILLS 0-2, OPPONENTS 0-0

SACKS: Tatarek 6.0, Stratton 5.5, McDole 5.0, McBeth 3.0, Saines 2.0, Chandler 1.0, Guidry 1.0, Harvey 1.0, Jacobs 1.0, Richardson 1.0, Dunaway 0.5, Others 4.0
BILLS: 31.0
OPPONENTS: 42.0

RUSHING	No.	Yds	Avg	Long	TD
Simpson	181	697	3.9	32	2
Patrick	83	361	4.3	72	3
Enyart	47	191	4.1	26	1
Kemp	37	124	3.4	13	0
Anderson	13	74	5.7	16	1
Harris	10	25	2.5	9	0
Ridlehuber	4	25	6.3	11	0
Darragh	6	14	2.3	8	0
Sherman	2	14	7.0	10	0
Masters	1	-3	-3.0	-3	0
BILLS	384	1522	4.0	72	7
OPP	454	1858	4.1	44t	17

RECEIVING	No.	Yds	Avg	Long	TD
Moses	39	752	19.3	55t	5
Patrick	35	229	6.5	19	0
Masters	33	387	11.7	31	1
Briscoe	32	532	16.6	50t	5
Simpson	30	343	11.4	55t	3
Enyart	19	186	9.8	32	2
Thornton	14	134	9.6	21	0
Anderson	7	65	9.3	22	0
Crockett	4	50	12.5	19	0
Grate	1	19	19.0	19t	1
James	1	19	19.0	19	0
BILLS	215	2716	12.6	55t	17
OPP	175	2772	15.8	62	21

INTERCEPTIONS	No.	Yds	Avg	Long	TD
Byrd	7	95	13.6	32	1
Saines	3	47	15.7	28	0
Guidry	2	39	19.5	39	0
Pitts	2	40	20.0	38	0
Richardson	2	17	8.5	17	0
Jacobs	2	13	6.5	12	0
Edgerson	1	0	0.0	0	0
BILLS	19	251	13.2	39	1
OPP	30	449	15.0	51	2

PUNTING	No.	Yds	Avg	Net	TB	In	Lg	B
Maguire	78	3471	44.5	37.5	4	19	78	1
BILLS	78	3471	44.5	37.5	4	19	78	1
OPP	62	2647	42.7	—	—	—	57	—

PUNT RETURNS	Ret	FC	Yds	Avg	Long	TD
Anderson	19	4	142	7.5	30	0
Byrd	7	2	37	5.3	32	0
Reeves	2	2	3	1.5	3	0
Ridlehuber	1	0	3	3.0	3	0
James	1	0	2	2.0	2	0
Richardson	1	0	0	0.0	0	0
BILLS	31	8	187	6.0	32	0
OPP	45	—	466	10.4	—	—

KICKOFF RETURNS	No.	Yds	Avg	Long	TD
Thornton	30	749	25.0	58	0
Simpson	21	529	25.2	73	0
Anderson	4	86	21.5	28	0
Crawford	3	74	24.7	31	0
Collins	2	14	7.0	14	0
Enyart	1	12	12.0	12	0
Harvey	1	11	11.0	11	0
BILLS	62	1475	23.8	73	0
OPP	55	1322	24.0	—	—

FIELD GOALS	1-19	20-29	30-39	40-49	50+
Alford	5-6	7-10	4-5	1-5	0-0
BILLS	5-6	7-10	4-5	1-5	0-0
OPP	5-5	9-11	6-9	5-14	1-2

Alford: (35G,10G)(14G)(39B,27G,30G)(44N)(24G,22G,22G)(114G,22N,9G)(45N)(13B,28N,43N,20G,29G)(1133G,24G,35G,24B)(16G,47N,44G)(1)
OPPONENTS: (9G,26G,41G,45N,21G)(21G,23N)(30N)(54N,44B,40N,45N)(47N,32G,29N)(20G,36G)(12G)(47G,34G,37G,44G,18G)(37G,25G,47N,47G)(21G,37N)(49N,30N)(16G,26G,45N)(52G,8G,47G,20G,25G)(33G,48N)

USUAL STARTERS

OFFENSE		
LT	77	Stew Barber
LG	66	Billy Shaw
C	50	Al Bemiller
RG	67	Joe O' Donnell
RT	79	Paul Costa
TE	87	Billy Masters
WR	25	Haven Moses
RB	30	Wayne Patrick
RB	32/33	OJ Simpson
QB	15	Jack Kemp
DEFENSE		
LE	72	Ron McDole
LT	78	Jim Dunaway
RT	71	Bob Tatarek
RE	76	Mike McBeth
LLB	59	Paul Guidry (8)
	52	Edgar Chandler (6)
MLB	64	Harry Jacobs
RLB	58	Mike Stratton
LCB	24	Booker Edgerson
RCB	42	Butch Byrd
LS	48	John Pitts
RS	26	George Saines (5)
	47	Pete Richardson (5)

PASSING	Att	Cmp	Yds	Cmp%	Yds/Att	TD	TD%	Int	Int%	Long	Sack/Lost	Rating
Kemp	344	170	1981	49.4	5.76	13	3.8	22	6.4	55t	21/187	53.2
Darragh	52	24	365	46.2	7.02	1	1.9	6	11.5	53	11/103	36.6
Harris	36	15	270	41.7	7.50	1	2.8	1	2.8	55	9/70	65.7
Flores	5	2	16	40.0	3.20	0	0.0	0	0.0	—	1/11	48.8
Sherman	2	2	20	100.0	10.00	1	50.0	0	0.0	19t	0/0	147.9
Ridlehuber	1	1	45	100.0	45.00	1	100.0	0	0.0	45t	0/0	158.3
Maguire	1	1	19	100.0	19.00	0	0.0	0	0.0	19	0/0	118.8
Briscoe	1	0	0	0.0	0.00	0	0.0	1	100.0	0	0/0	—
Anderson	1	0	0	0.0	0.00	0	0.0	0	0.0	0	0/0	39.6
BILLS	442	215	2716	48.6	6.14	17	3.8	30	6.8	55t	42/371	66.1
OPPONENTS	368	175	2772	47.6	7.53	21	5.7	19	5.2	62	31/296	70.6



1970 SEASON STATISTICS

3-10-1 | 4TH IN AFC EAST | HEAD COACH JOHN RAUCH

Date	W/L Score	Opponent	Attendance
9/20	L 10-25	Denver	34,882
9/27	L 0-19	Los Angeles	46,206
10/4	W 34-31	NY Jets	46,206
10/11	L 10-23	at Pittsburgh	42,140
10/18	L 14-33	Miami	41,312
10/25	W 10-6	at NY Jets	62,712
11/1	W 45-10	at Boston	31,148
11/8	L 14-43	Cincinnati	43,587
11/15	T 17-17	at Baltimore	60,240
11/22	L 13-31	at Chicago	41,015
11/29	L 10-14	Boston	31,427
12/6	L 6-20	at NY Giants	62,870
12/13	L 14-20	Baltimore	34,346
12/20	L 7-45	at Miami	70,990

BUF OPP

TOTAL FIRST DOWNS	203	213
Rushing	71	87
Passing	120	103
Penalty	12	23
3rd Down: Made/Att	—	—
3rd Down Pct.	—	—
4th Down: Made/Att	—	—
4th Down: Pct.	—	—

POSSESSION AVG. — —

TOTAL NET YARDS	3895	3806
Avg per Game	278.2	271.9
Total Plays	822	853
Avg per Play	4.7	4.5

NET YARDS RUSHING	1465	1718
Avg per Game	104.6	122.7
Total Rushes	367	484

NET YARDS PASSING	2430	2088
Avg per Game	173.6	149.1
Sacked/Yards Lost	53/486	31/246
Gross Yards	2916	2334
Att./Completions	402/213	338/157
Completion Pct.	53.0	46.4
Had Intercepted	26	11

PUNTS/AVERAGE	83/38.9	76/43.9
---------------	---------	---------

NET PUNTING AVG.	34.9	—
------------------	------	---

PENALTIES/YARDS	99/1108	73/814
-----------------	---------	--------

FUMBLES/BALL LOST	37/26	23/15
-------------------	-------	-------

TOUCHDOWNS	25	35
Rushing	8	16
Passing	13	15
Returns	4	4

SCORE BY PERIOD	Q1	Q2	Q3	Q4	OT	PTS
BILLS	54	70	21	59	0	204
OPPONENTS	67	96	84	90	0	337

SCORING	Td	Ru	Pa	Rt	K-PAT	FG	S	Pts
Guthrie	0	0	0	0	24/25	10/19	0	54
Briscoe	8	0	8	0	0/0	0/0	0	48
Simpson	6	5	0	1	0/0	0/0	0	36
Grate	2	0	2	0	0/0	0/0	0	12
Jones	2	1	0	1	0/0	0/0	0	12
Moses	2	0	2	0	0/0	0/0	0	12
Byrd	1	0	0	1	0/0	0/0	0	6
Chandler	1	0	0	1	0/0	0/0	0	6
Enyart	1	0	1	0	0/0	0/0	0	6
Pate	1	1	0	0	0/0	0/0	0	6
Patrick	1	1	0	0	0/0	0/0	0	6
BILLS	25	8	13	4	24/25	10/19	204	
OPP	35	16	15	4	35/35	30/46	337	

SACKS: Cowlings 5.0, Guidry 4.0, McDole 3.0, McBeth 2.0, Dunaway 1.5, Stratton 1.5, Chandler 1.0, McCaffrey 1.0, Richardson 1.0, Tatarek 1.0, Others 10.0
 BILLS: 31.0
 OPPONENTS 53.0

RUSHING	No.	Yds	Avg	Long	TD
Simpson	120	488	4.1	56t	5
Patrick	66	259	3.9	20	1
Shaw	39	210	5.4	20	0
Enyart	58	196	3.4	17	0
Pate	46	162	3.5	18	1
Jones	31	113	3.6	17	1
Darragh	1	26	26.0	26	0
Briscoe	3	19	6.3	11	0
Harris	3	-8	-2.7	1	0
BILLS	367	1465	4.0	56t	8
OPP	484	1718	3.5	53	16

RECEIVING	No.	Yds	Avg	Long	TD
Briscoe	57	1036	18.2	48	8
Moses	39	726	18.6	45	2
Enyart	35	235	6.7	37t	1
Pate	19	103	5.4	21	0
Patrick	16	142	8.9	38	0
Denney	14	201	14.4	31	0
Simpson	10	139	13.9	36	0
Jones	8	89	11.1	34	0
Grate	7	147	21.0	32	2
Alexander	4	51	12.8	16	0
Moss	2	31	15.5	22	0
Glosson	2	16	8.0	14	0
BILLS	213	2916	13.7	48	13
OPP	157	2334	14.9	72t	15

INTERCEPTIONS	No.	Yds	Avg	Long	TD
Richardson	5	46	9.2	22	0
Byrd	4	63	15.8	33	1
Chandler	1	59	59.0	59t	1
Pitts	1	11	11.0	11	0
BILLS	11	179	16.3	59t	2
OPP	26	334	12.8	86	0

PUNTING	No.	Yds	Avg	Net	Tb	In	Lg	B
Maguire	83	3228	38.9	34.9	2	13	58	1
BILLS	83	3228	38.9	34.9	2	13	58	1
OPP	76	3343	44.0	—	—	—	57	0

PUNT RETURNS	Ret	FC	Yds	Avg	Long	TD
Pharr	23	4	184	8.0	54	0
Hill	19	2	102	5.4	24	0
Allen	2	2	10	5.0	8	0
Alexander	1	1	2	2.0	2	0
BILLS	45	9	298	6.6	54	0
OPP	42	23	291	6.9	45	0

KICKOFF RETURNS	No.	Yds	Avg	Long	TD
Alexander	12	204	17.0	30	0
Hill	9	165	18.3	31	0
Simpson	7	333	47.6	95t	1
Jones	7	162	23.1	52t	1
Moss	6	131	21.8	56	0
Glosson	4	61	15.3	21	0
Enyart	3	60	20.0	22	0
Patrick	3	38	12.7	15	0
Collins	2	17	8.5	10	0
McCaffrey	2	15	7.5	8	0
Laster	2	8	4.0	8	0
Pate	1	21	21.0	21	0
Andrews	1	16	16.0	16	0
McBeth	1	7	7.0	7	0
Pharr	1	6	6.0	6	0
Costa	1	0	0.0	0	0
BILLS	62	1244	20.1	95t	2
OPP	46	1112	24.2	95t	1

FIELD GOALS	1-19	20-29	30-39	40-49	50+
Guthrie	3-3	3-4	2-3	1-4	1-5
BILLS	3-3	3-4	2-3	1-4	1-5
OPP	4-4	8-9	9-15	9-16	0-2

Guthrie: (16G)(110G,40G)(52G,39N)(42N)(52N,46N,9G)(20G,47N)(23B)(36G,55N)(50N)(37G)(23G,28G,51N)(11)
 OPPONENTS: (40N,27G,48G,31G)(21G,19G,46G,40N,21G,34N)(22G,44N,46N,45N,32N,38N)(29G,49G,51N,42G)(46G,42G,47G,30G)(50N,29G,33G)(32G,34N)(22G,30G,13G,34G,43)(28N,37N,17G)(36N,37G)(148N,43N,26G,15G)(32G,38G)(43G)

USUAL STARTERS

OFFENSE

WR	25	Haven Moses
LT	54	Howard Kindig (8)
	75	Art Laster (6)
LG	73	Richard Cheek
C	57	Frank Marchlewski
RG	67	Joe O'Connell
RT	79	Paul Costa
TE	84	Austin Denney
WR	86	Marlin Briscoe
RB	30	Wayne Patrick
RB	32	OJ Simpson
QB	16	Dennis Shaw

DEFENSE

LE	72	Ron McDole
LT	78	Jim Dunaway
RT	65	Wadley Harvey
RE	82	Al Cowlings
LLB	59	Paul Guidry
MLB	52	Edgar Chandler
RLB	58	Mike Stratton
LCB	20	Robert James
RCB	42	Butch Byrd
LS	48	John Pitts
RS	47	Pete Richardson

PASSING	Att	Cmp	Yds	Cmp%	Yds/Att	TD	TD%	Int	Int%	Long	Sack/Lost	Rating
Shaw	321	178	2507	55.5	7.81	10	3.1	20	6.2	—	41/387	65.3
Harris	50	24	338	48.0	6.76	3	6.0	4	8.0	—	7/63	56.9
Darragh	29	11	71	37.9	2.45	0	0.0	2	6.9	—	5/36	17.5
Simpson	2	0	0	0.0	0.00	0	0.0	0	0.0	0	0/0	39.6
BILLS	402	213	2916	53.0	7.25	13	3.2	26	6.5	48	53/486	60.3
OPPONENTS	338	157	2334	46.4	6.91	15	4.4	11	3.3	72t	31/246	70.8



1971 SEASON STATISTICS

1-13 | 5TH IN AFC EAST | HEAD COACH HARVEY JOHNSON

Date	W/L Score	Opponent	Attendance
9/19	L 37-49	Dallas	46,206
9/26	L 14-29	Miami	45,139
10/3	L 0-19	at Minnesota	47,900
10/10	L 0-43	Baltimore	46,206
10/17	L 17-28	at NY Jets	61,498
10/23	L 3-20	at San Diego	49,261
10/31	L 23-28	St. Louis	40,040
11/7	L 0-34	at Miami	61,061
11/14	L 33-38	at New England	57,446
11/21	L 7-20	NY Jets	41,577
11/28	W 27-20	New England	27,166
12/5	L 0-24	at Baltimore	58,476
12/12	L 14-20	Houston	28,107
12/19	L 9-22	at Kansas City	48,121

TOTAL FIRST DOWNS	185	250
Rushing	68	135
Passing	96	101
Penalty	21	14
3rd Down: Made/Att	—	—
3rd Down Pct.	—	—
4th Down: Made/Att	—	—
4th Down: Pct.	—	—

POSSESSION AVG.	—	—
-----------------	---	---

TOTAL NET YARDS	3326	4604
Avg per Game	237.6	328.9
Total Plays	770	895
Avg per Play	4.3	5.1

NET YARDS RUSHING	1337	2496
Avg per Game	95.5	178.3
Total Rushes	320	562

NET YARDS PASSING	1989	2108
Avg per Game	142.1	150.6
Sacked/Yards Lost	49/421	30/225
Gross Yards	2410	2333
Att./Completions	401/202	303/157
Completion Pct.	50.4	51.8
Had Intercepted	32	11

PUNTS/AVERAGE	75/40.9	66/39.0
---------------	---------	---------

NET PUNTING AVG.	33.3	—
------------------	------	---

PENALTIES/YARDS	74/691	89/883
-----------------	--------	--------

FUMBLES/BALL LOST	33/16	17/11
-------------------	-------	-------

TOUCHDOWNS	21	45
Rushing	6	21
Passing	12	20
Returns	3	4

SCORE BY PERIOD	Q1	Q2	Q3	Q4	OT	PTS
BILLS	38	62	43	41	0	184
OPPONENTS	82	110	83	119	0	394

SCORING	TD	Ru	Pa	Rt	K-PAT	FG	S	Pts
Leyboldt	0	0	0	12	12	9/15	0	39
Briscoe	5	0	5	0	0/0	0/0	0	30
Simpson	5	5	0	0	0/0	0/0	0	30
Guthrie	0	0	0	0	8/9	3/10	0	17
I. Hill	2	0	1	1	0/0	0/0	0	12
J.D. Hill	2	0	2	0	0/0	0/0	0	12
Moses	2	0	2	0	0/0	0/0	0	12
James	1	0	0	1	0/0	0/0	0	6
G. Jones	1	0	1	0	0/0	0/0	0	6
Koy	1	0	1	0	0/0	0/0	0	6
Patrick	1	1	0	0	0/0	0/0	0	6
Wyatt	1	0	1	0	0/0	0/0	0	6
E. Chandler	0	0	0	0	0/0	0/0	1	2
BILLS	21	6	12	3	20/21	12/25	1	184
OPP	45	21	20	4	45/45	25/38	3	94

SACKS: Cowlings 7.5, Snowden 5.5, Guidry 5.0, Tatarek 4.0, McBeth 2.0, Andrews 1.5, Dunaway 1.0, Gant 1.0, Richardson 1.0, Hurston 0.5, Team 1.0
BILLS: 30.0
OPPONENTS: 49.0

RUSHING	No.	Yds	Avg	Long	TD
Simpson	183	742	4.1	46t	5
Patrick	79	332	4.2	41	1
Braxton	21	84	4.0	14	0
Shaw	14	82	5.9	12	0
G. Jones	16	53	3.3	11	0
Harris	6	42	7.0	13	0
J.D. Hill	1	2	2.0	2	0
BILLS	320	1337	4.2	46t	6
OPP	562	2496	4.4	45t	21

RECEIVING	No.	Yds	Avg	Long	TD
Briscoe	44	603	13.7	75t	5
Patrick	36	327	9.1	62	0
Moses	23	470	20.4	73t	2
Simpson	21	162	7.7	38	0
Braxton	18	141	7.8	25	0
G. Jones	16	113	7.1	21	1
White	13	130	10.0	21	0
J.D. Hill	11	216	19.6	47t	2
Koy	10	133	13.3	22	1
B. Chandler	5	60	12.0	20	0
I. Hill	5	55	11.0	26t	1
BILLS	202	2410	11.9	75t	12
OPP	157	2333	14.9	80t	20

INTERCEPTIONS	No.	Yds	Avg	Long	TD
James	4	25	6.3	25	0
Pitts	2	12	6.0	12	0
Wyatt	1	30	30.0	30	0
E. Chandler	1	13	13.0	13	0
Guidry	1	13	13.0	13	0
Andrews	1	0	0.0	0	0
Richardson	1	0	0.0	0	0
BILLS	11	93	8.5	30	0
OPP	32	418	13.1	53	3

PUNTING	No.	Yds	Avg	Net	Tb	In	Lg	B
S. Jones	72	2966	41.2	—	6	10	62	1
Chapple	3	101	33.7	—	0	0	47	0
BILLS	75	3067	40.9	33.3	6	10	62	1
OPP	66	2575	39.0	—	—	—	62	—

PUNT RETURNS	Ref	FC	Yds	Avg	Long	TD
I. Hill	14	2	133	9.5	68t	1
Wyatt	23	3	188	8.2	61t	1
Beamer	7	5	22	3.1	10	0
Allen	0	1	0	0.0	0	0
BILLS	44	11	343	7.8	68t	2
OPP	40	16	446	11.2	50	0

KICKOFF RETURNS	No.	Yds	Avg	Long	TD
Wyatt	30	762	25.4	39	0
Beamer	20	394	19.7	44	0
I. Hill	12	280	23.3	36	0
Braxton	5	90	18.0	28	0
Simpson	4	107	26.8	43	0
Kindig	2	16	8.0	8	0
G. Jones	1	24	24.0	24	0
BILLS	74	1673	22.6	44	0
OPP	42	971	23.1	60	0

FIELD GOALS	1-19	20-29	30-39	40-49	50+
Leyboldt	3-3	0-2	1-1	5-6	0-3
Guthrie	0-0	0-1	1-2	1-5	1-2
BILLS	3-3	0-3	2-3	6-1	1-5
OPP	7-7	3-5	4-11	11-14	0-1

Guthrie: (40G, 49N)(44N)(49B)(49N)(51G)
 (35N, 22B, 36G, 48N)
 Leyboldt: () (50N)(17G, 48G, 17G, 12G)(28N, 40N)(49N, 48G, 41G)(22N, 55B)() (45G, 31G, 49G)
 OPPONENTS: () (15G, 46G, 13G, 9G, 48G, 35B)
 (44B, 40G)(42G, 28G)(37N)(9G, 10G)(34B)
 (48G, 24G)(38G)(42N, 33N, 37G, 31G)(40G, 17G)
 (39N, 37N, 29N, 13G)(44G, 38N, 44G, 53N)(48G, 2 3G, 25N, 48G, 45G, 47N, 34G)

USUAL STARTERS

OFFENSE		
WR	25	Haven Moses
LT	62	Lever Carr (7)
	68	Willie Young (7)
LG	61	Jim Reilly
C	51	Bruce Jarvis
RG	67	Joe O' Donnell (7)
	62	Lever Carr (7)
RT	74	Donnie Green
TE	80	Jan White
WR	86	Marlin Briscoe
RB	30	Wayne Patrick
RB	32	OJ Simpson
QB	16	Dennis Shaw

DEFENSE		
LE	82	Al Cowlings
LT	78	Jim Dunaway
RT	71	Bob Tatarek
RE	75	Cal Snowden
LLB	59	Paul Guidry
MLB	52	Edgar Chandler
RLB	56	Al Andrews
LCB	20	Robert James
RCB	41	Alvin Wyatt
LS	48	John Pitts
RS	47	Pete Richardson (7)
	21	Jackie Allen (7)

PASSING	Att	Cmp	Yds	Cmp%	Yds/Att	TD	TD%	Int	Int%	Long	Sack/Lost	Rating
Shaw	291	149	1813	51.2	6.23	11	3.8	26	8.9	75t	33/276	46.1
Harris	103	51	512	49.5	4.97	1	1.0	6	5.8	62	16/145	43.0
Briscoe	2	1	36	50.0	18.00	0	0.0	0	0.0	36	0/0	95.8
Braxton	3	1	49	33.3	16.33	0	0.0	0	0.0	49	0/0	81.9
Simpson	2	0	0	0.0	—	0	0.0	0	0.0	0	0/0	39.6
BILLS	401	202	2410	50.4	6.01	12	3.0	32	8.0	75t	49/421	45.8
OPPONENTS	303	157	2333	51.8	7.70	20	6.6	11	3.6	80t	30/225	84.0



1972 SEASON STATISTICS

4-9-1 | 4TH IN AFC EAST | HEAD COACH LOU SABAN

Date	W/L Score	Opponent	Attendance
9/17	L 24-41	NY Jets	46,206
9/24	W 27-20	San Francisco	45,845
10/1	L 0-17	Baltimore	46,206
10/8	W 38-14	New England	41,749
10/15	L 16-28	at Oakland	53,501
10/22	L 23-24	at Miami	80,010
10/29	L 21-38	Pittsburgh	45,882
11/5	L 16-30	Miami	46,206
11/12	L 3-41	at NY Jets	62,853
11/19	W 27-24	at New England	60,999
11/26	L 10-27	at Cleveland	70,104
12/3	L 7-35	at Baltimore	55,390
12/10	T 21-21	Detroit	41,583
12/17	W 24-17	at Washington	53,039

TOTAL FIRST DOWNS

Rushing	221	249
Passing	104	125
Penalty	98	95
3rd Down: Made/Att	19	29
3rd Down Pct.	69/198	78/186
4th Down: Made/Att	34.5	41.9
4th Down: Pct.	—	—

POSSESSION AVG.

—	—
---	---

TOTAL NET YARDS

Avg per Game	3733	4183
Total Plays	266.6	298.8
Avg per Play	877	862
	4.3	4.9

NET YARDS RUSHING

Avg per Game	2132	2232
Total Rushes	152.3	159.4
	512	532

NET YARDS PASSING

Avg per Game	1601	1951
Sacked/Yards Lost	114.4	139.4
Gross Yards	49/411	22/197
Att./Completions	2012	2148
Completion Pct.	316/164	308/131
Had Intercepted	51.9	42.5
	24	23

PUNTS/AVERAGE

80/38.8	65/39.5
---------	---------

NET PUNTING AVG.

33.7	—
------	---

PENALTIES/YARDS

87/900	78/685
--------	--------

FUMBLES/BALL LOST

29/15	20/8
-------	------

TOUCHDOWNS

Rushing	30	47
Passing	11	26
Returns	16	19
	3	2

SCORE BY PERIOD

	Q1	Q2	Q3	Q4	OT	PTS
BILLS	35	95	38	89	0	257
OPPONENTS	79	92	89	117	0	377

SCORING	TD	Ru	Pa	Rt	K-PAT	FG	S	Pts
Leyboldt	0	0	0	0	29/30	16/24	0	77
Braxton	6	5	1	0	0/0	0/0	0	36
Simpson	6	6	0	0	0/0	0/0	0	36
Hill	5	0	5	0	0/0	0/0	0	30
Chandler	5	0	5	0	0/0	0/0	0	30
White	2	0	2	0	0/0	0/0	0	12
Greene	1	0	0	1	0/0	0/0	0	6
Jackson	1	0	1	0	0/0	0/0	0	6
Lee	1	0	0	1	0/0	0/0	0	6
Moses	1	0	1	0	0/0	0/0	0	6
Patrick	1	0	1	0	0/0	0/0	0	6
Wyatt	1	0	0	1	0/0	0/0	0	6
BILLS	30	11	16	3	29/30	16/24	257	
OPP	47	26	19	2	47/47	16/27	377	

SACKS: Patulski 5.0, Cowlings 4.0, Croft 3.5, Guidry 3.0, Washington 2.5

Tyler 1.0, Wyatt 1.0, Greene 1.0, Lee 1.0

BILLS: 22.0

OPPONENTS: 49.0

RUSHING

No.	Yds	Avg	Long	TD	
Simpson	292	1251	4.3	94t	6
Braxton	116	453	3.9	21	5
Patrick	35	130	3.7	9	0
Shaw	35	138	3.9	16	0
Jackson	17	57	3.4	15	0
Chandler	3	27	9.0	16	0
Hart	5	19	3.8	16	0
Taliaferro	5	19	3.8	14	0
Jones	2	18	9.0	10	0
Hill	1	11	11.0	11	0
Koy	1	9	9.0	9	0
BILLS	512	2132	4.2	94t	11
OPP	532	2232	4.2	33	26

RECEIVING

No.	Yds	Avg	Long	TD	
Hill	52	754	14.5	58t	5
Chandler	33	528	16.0	43t	5
Simpson	27	198	7.3	25	0
Braxton	24	232	9.7	25	1
White	12	148	12.3	18	2
Patrick	8	42	5.3	10	1
Moses	3	60	20.0	25t	1
Jackson	2	21	10.5	13t	1
Harrison	1	16	16.0	16	0
Koy	1	9	9.0	9	0
Washington	1	4	4.0	4	0
BILLS	164	2012	12.3	58t	16
OPP	131	2148	16.4	63t	19

INTERCEPTIONS

No.	Yds	Avg	Long	TD	
Lee	6	155	25.8	61	1
Tyler	4	61	15.3	27	0
Wyatt	4	52	13.0	49t	1
Greene	3	45	15.0	39t	1
Farley	1	42	42.0	42	0
Pitts	1	10	10.0	10	0
Washington	1	4	4.0	4	0
Guidry	1	0	0.0	0	0
James	1	0	0.0	0	0
Stratton	1	0	0.0	0	0
BILLS	23	369	16.0	61	3
OPP	24	205	8.5	36	1

PUNTING

No.	Yds	Avg	Net	TB	In	Lg	B
Jones	80	3104	38.8	33.7	4	15	67
BILLS	80	3104	38.8	33.7	4	15	67
OPP	65	2570	39.5	—	—	—	55

PUNT RETURNS

Ret	FC	Yds	Avg	Long	TD	
Wyatt	11	5	85	7.7	27	0
Cole	7	6	35	5.0	12	0
Hill	4	1	24	6.0	12	0
Greene	2	4	18	9.0	9	0
Harrison	1	2	2	2.0	2	0
BILLS	25	18	164	6.6	27	0
OPP	39	16	329	8.4	65	1

KICKOFF RETURNS

No.	Yds	Avg	Long	TD	
Wyatt	17	432	25.4	43	0
Cole	16	415	25.9	51	0
Greene	15	378	25.2	66	0
Koy	5	63	12.6	25	0
Selfridge	3	36	12.0	16	0
Hill	2	32	16.0	26	0
Simpson	1	21	21.0	21	0
Braxton	1	12	12.0	12	0
BILLS	60	1389	23.2	66	0
OPP	29	643	22.2	82	0

FIELD GOALS

1-19	20-29	30-39	40-49	50+	
Leyboldt	2-2	4-5	6-7	4-9	0-1
BILLS	2-2	4-5	6-7	4-9	0-1
OPP	3-3	4-4	6-9	2-10	1-1

Leyboldt: (48G)(32G,22G,35N)(42G)(11N)(47N,32G,31G,22G)(35G,34G,45G)(47N)(27N,28G)(9G)(44G,45G)(38G)(51N)(43N,41N)(23N)

OPPONENTS: (35G,11G)(47G,35N,20G)(43N,30G,30N,45N)(40N)(54G)(29G)(33G,17G,16G)(26G,25G)(39N,36G)(33G,49G)(48N,47N)(48N,43N)(35G,49N)

USUAL STARTERS

OFFENSE

WR	40	J.D. Hill
LT	78	Dave Foley
LG	67	Reggie McKenzie
C	68	Remi Prudhomme
RG	69	Robert Penchon
RT	74	Donnie Green
TE	80	Jan White
WR	81	Bob Chandler
RB	34	Jim Braxton
RB	32	OJ Simpson
QB	16	Dennis Shaw

DEFENSE

LE	85	Walt Patulski
LT	72	Don Croft
RT	77	Jerry Patton
RE	82	Al Cowlings
LLB	59	Paul Guidry
MLB	63	Dick Cunningham (7)
	56	Ken Lee (6)
RLB	58	Mike Stratton
LCB	20	Robert James
RCB	43	Tony Greene
LS	42	Maurice Tyler
RS	47	Leon Garror

PASSING

Att	Cmp	Yds	Cmp%	Yds/Att	TD	TD%	Int	Int%	Long	Sack/Lost	Rating	
Shaw	258	136	1666	52.7	6.45	14	5.4	17	6.6	58t	37/320	63.5
Taliaferro	33	16	176	48.5	5.33	1	3.0	4	12.1	24	6/48	35.2
Hart	15	6	53	40.0	3.53	0	0.0	3	20.0	13	5/32	10.6
Simpson	8	5	113	62.5	14.13	1	12.5	0	0.0	34	1/11	145.8
Jones	2	1	4	50.0	2.00	0	0.0	0	0.0	4	0/0	56.3
BILLS	316	164	2012	51.9	6.37	16	5.1	24	7.6	58t	49/411	57.1
OPPONENTS	308	131	2148	42.5	6.97	19	6.2	23	7.5	63t	22/197	56.0



1973 SEASON STATISTICS

9-5 | 2ND IN AFC EAST | HEAD COACH LOU SABAN

Date	W/L Score	Opponent	Attendance
9/16	W 31-13	at New England	56,119
9/23	L 7-34	at San Diego	47,588
9/30	W 9-7	NY Jets	77,425
10/7	W 27-26	Philadelphia	72,364
10/14	W 31-13	Baltimore	78,875
10/21	L 6-27	at Miami	65,241
10/29	W 23-14	Kansas City	76,071
11/4	L 0-13	at New Orleans	74,770
11/11	L 13-16	Cincinnati	76,927
11/18	L 0-17	Miami	77,138
11/25	W 24-17	at Baltimore	52,250
12/2	W 17-6	at Atlanta	54,607
12/9	W 37-13	New England	72,740
12/16	W 34-14	at NY Jets	47,740

TOTAL FIRST DOWNS	BUF	OPP
Rushing	219	231
Passing	152	101
Penalty	60	112
3rd Down: Made/Att	7	18
3rd Down Pct.	77/195	65/185
4th Down: Made/Att	39.5	35.1
4th Down: Pct.	—	—

POSSESSION AVG.	—	—
TOTAL NET YARDS	4085	3915
Avg per Game	291.8	279.6
Total Plays	849	855
Avg per Play	4.8	4.6

NET YARDS RUSHING	3088	1797
Avg per Game	220.6	128.4
Total Rushes	605	455

NET YARDS PASSING	997	2118
Avg per Game	71.2	151.3
Sacked/Yards Lost	31/239	32/276
Gross Yards	1236	2394
Att./Completions	213/96	368/166
Completion Pct.	45.1	45.1
Had Intercepted	14	14

PUNTS/AVERAGE	66/40.3	63/39.8
---------------	---------	---------

NET PUNTING AVG.	34.7	—
------------------	------	---

PENALTIES/YARDS	75/744	53/485
-----------------	--------	--------

FUMBLES/BALL LOST	27/13	30/19
-------------------	-------	-------

TOUCHDOWNS	28	25
Rushing	20	11
Passing	4	12
Returns	4	2

SCORE BY PERIOD	Q1	Q2	Q3	Q4	OT	PTS
BILLS	64	71	61	63	0	259
OPPONENTS	58	84	38	50	0	230

SCORING	TD	Ru	Pa	Rt	K-PAT	FG	S	Pts
Leyboldt	0	0	0	27	27	21/30	0	90
Simpson	12	12	0	0/0	0/0	0/0	0	72
Braxton	4	4	0	0/0	0/0	0/0	0	24
Chandler	3	0	3	0/1	0/0	0/0	0	19
Watkins	3	2	1	0/0	0/0	0/0	0	18
Ferguson	2	2	0	0/0	0/0	0/0	0	12
Francis	2	0	2	0/0	0/0	0/0	0	12
Cahill	1	0	0	0/0	0/0	0/0	0	6
Harrison	1	0	0	0/0	0/0	0/0	0	6
BILLS	28	20	4	4	28/28	21/30	259	
OPP	25	11	2	2	23/25	19/34	230	

SACKS: Edwards 8.5, Patulski 7.0, Patton 6.0, Kadish 3.5, Winans 2.0, Hagen 1.0, Lewis 1.0, Okoniewski 1.0, Skorupan 1.0, Others 1.0
BILLS: 32.0
OPPONENTS: 31.0

RUSHING	No.	Yds	Avg	Long	TD
Simpson	332	2003	6.0	80t	12
Braxton	108	494	4.6	36	4
Watkins	98	414	4.2	17	2
Ferguson	48	147	3.1	24	2
Van Valkenberg	2	20	10.0	12	0
Cornell	4	13	3.3	7	0
Steve Jones	3	9	3.0	7	0
Shaw	4	2	0.5	1	0
Spike Jones	1	0	0.0	0	0
Chandler	5	-14	-2.8	18	0
BILLS	605	3088	5.1	80t	20
OPP	455	1797	3.9	45	11

RECEIVING	No.	Yds	Avg	Long	TD
Chandler	30	427	14.2	37t	3
Hill	29	422	14.6	42	0
Watkins	12	86	7.2	20	1
Seymour	10	114	11.4	22	0
Braxton	6	101	16.8	37	0
Simpson	6	70	11.7	24	0
R. Jarvis	1	12	12.0	12	0
Van Valkenberg	1	7	7.0	7	0
Ferguson	1	-3	-3.0	-3	0
BILLS	96	1236	12.9	42	4
OPP	166	2394	14.5	64	12

INTERCEPTIONS	No.	Yds	Avg	Long	TD
Harrison	5	117	23.4	38	1
Cheyunski	3	31	10.3	31	0
Kellerman	2	23	11.5	19	0
Walker	1	22	22.0	22	0
Garror	1	0	0.0	0	0
Greene	1	0	0.0	0	0
James	1	0	0.0	0	0
Stone	0	31	—	31	0
BILLS	14	224	16.0	38	1
OPP	14	149	10.6	25	0

PUNTING	No.	Yds	Avg	Net	TB	In	Lg	B
Spike Jones	66	2660	40.3	34.7	3	15	62	0
BILLS	66	2660	40.3	34.7	3	15	62	0
OPP	63	2507	39.8	—	—	—	60	1

PUNT RETURNS	Ref	FC	Yds	Avg	Long	TD
Walker	25	4	210	8.4	23	0
Cahill	4	1	71	17.8	51t	1
Chandler	2	4	5	2.5	3	0
Hill	1	0	-9	-9.0	-9	0
BILLS	32	9	277	8.7	51t	1
OPP	34	19	312	9.2	72t	1

KICKOFF RETURNS	No.	Yds	Avg	Long	TD
Francis	23	687	29.9	101t	2
Cahill	2	42	21.0	24	0
Steve Jones	6	116	19.3	22	0
Watkins	1	18	18.0	18	0
R. Jarvis	5	84	16.8	25	0
Parker	1	16	16.0	16	0
Greene	1	7	7.0	7	0
Carnell	1	2	2.0	2	0
Branton	1	0	0.0	0	0
Van Valkenberg	1	0	0.0	0	0
BILLS	42	972	23.1	101t	2
OPP	44	934	21.2	101t	1

FIELD GOALS	1-19	20-29	30-39	40-49	50+
Leyboldt	7-7	3-5	5-6	4-8	2-4
BILLS	7-7	3-5	5-6	4-8	2-4
OPP	6-6	6-9	4-7	2-8	1-4

Leyboldt: (44N,48G)(41N)(42N,39N,20G,42G)(12G,47G)(52G)(11G,54N,50G)(52N,31G,17G,8G,41N)() (21G,39G)(23G)(36G,25N,20G,45N)(34G,34G,19G)(12G,11G)
 OPPONENTS: (53N)(49N,23N)(39N)(51G,22G,14G,54N,19G,26N)(19G,22G)(28G,47G)() (50N,42G,47N,24G)(35G,36G,47N,33G,33N)(39G,41N,39N)(49N,43N,23N,27G)(26G,16G)(14G,12G)()

USUAL STARTERS

OFFENSE		
WR	40	J.D. Hill
LT	78	Dave Foley
LG	67	Reggie McKenzie
C	51	Bruce Jarvis (8)
	53	Mike Montler (6)
RG	68	Joe DeLamielleure
RT	74	Donnie Green
TE	87	Paul Seymour
WR	81	Bob Chandler
RB	38	Larry Watkins
RB	32	OJ Simpson
QB	12	Joe Ferguson

DEFENSE

LE	85	Walt Patulski
LT	77	Jerry Patton
RT	71	Mike Kadish
RE	73	Earl Edwards
LLB	55	John Skorupan
MLB	50	Jim Cheyunski
RLB	56	Richard Lewis
LCB	20	Robert James
RCB	28	Dwight Harrison
LS	24	Ernie Kellerman
RS	43	Tony Greene

PASSING	Att	Cmp	Yds	Cmp%	Yds/Att	TD	TD%	Int	Int%	Long	Sack/Lost	Rating
Ferguson	164	73	939	44.5	5.73	4	2.4	10	6.1	42	20/164	45.6
Shaw	46	22	300	47.8	6.52	0	0.0	4	8.7	40	11/75	32.8
Simpson	2	1	-3	50.0	-1.50	0	0.0	0	0.0	-3	0/0	56.3
Chandler	1	0	0	0.0	0.00	0	0.0	0	0.0	0	0/0	39.6
BILLS	213	96	1236	45.1	5.80	4	1.9	14	6.6	42	31/239	42.7
OPPONENTS	368	166	2394	45.1	6.51	12	3.3	14	3.8	64	32/276	62.0



1974 SEASON STATISTICS

9-5 | 2ND IN AFC EAST | HEAD COACH LOU SABAN

Date	W/L Score	Opponent	Attendance
9/16	W 21-20	Oakland	79,876
9/22	L 16-24	Miami	78,990
9/29	W 16-12	NY Jets	76,978
10/6	W 27-7	at Green Bay	56,267
10/13	W 27-14	at Baltimore	40,626
10/20	W 30-28	New England	78,935
10/27	W 16-6	Chicago	77,910
11/3	W 29-28	at New England	58,932
11/10	L 9-21	Houston	79,223
11/17	L 28-35	at Miami	69,313
11/24	W 15-10	at Cleveland	66,504
12/1	W 6-0	Baltimore	75,325
12/8	L 10-20	at NY Jets	32,805
12/15	L 14-19	at Los Angeles	84,324

AFC DIVISIONAL PLAYOFF
 12/22 L 14-32 at Pittsburgh 48,321

	BUF	OPP
TOTAL FIRST DOWNS	220	219
Rushing	118	96
Passing	85	97
Penalty	17	26
3rd Down: Made/Att	68/184	77/199
3rd Down Pct.	37.0	38.7
4th Down: Made/Att	—	—
4th Down: Pct.	—	—

POSSESSION AVG. — —

	3586	3474
TOTAL NET YARDS		
Avg per Game	256.0	248.1
Total Plays	829	833
Avg per Play	4.3	4.2

	2094	1854
NET YARDS RUSHING		
Avg per Game	149.9	132.4
Total Rushes	545	491

	1492	1611
NET YARDS PASSING		
Avg per Game	106.6	115.7
Sacked/Yards Lost	33/236	32/287
Gross Yards	1728	1898
Att./Completions	251/128	311/146
Completion Pct.	51.0	46.9
Had Intercepted	15	20

PUNTS/AVERAGE 69/40.6 77/37.1

NET PUNTING AVG. 32.2 —

PENALTIES/YARDS 79/706 63/592

FUMBLES/BALL LOST 32/14 26/11

	30	32
TOUCHDOWNS		
Rushing	11	19
Passing	14	11
Returns	5	2

SCORE BY PERIOD	Q1	Q2	Q3	Q4	OT	PTS
BILLS	53	84	37	90	0	264
OPP	28	64	77	75	0	244

SCORING	TD	Ru	Pa	Rt	K-PAT	FG	S	Pts
Leyboldt	0	0	0	0	25/29	19/33	0	82
Hill	6	0	6	0	0/0	0/0	0	36
Rashad	6	0	4	2	0/0	0/0	0	36
Braxton	4	4	0	0	0/0	0/0	0	24
Simpson	4	3	1	0	0/0	0/0	0	24
Ferguson	2	2	0	0	0/0	0/0	0	12
Washington	2	0	0	2	0/0	0/0	0	12
Watkins	2	2	0	0	0/0	0/0	0	12
Chandler	1	0	1	0	0/0	0/0	0	6
Craig	1	0	0	1	0/0	0/0	0	6
Kadish	0	0	0	0	0/0	0/0	1	2
BILLS	30	11	14	5	25/30	19/33	1	264
OPP	32	19	11	2	28/32	8/15	2	244

SACKS: Kadish 7.5, Edwards 6.5, Patulski 5.5, Costa 2.5, Allen 2.0, Cornell 2.0, Washington 1.5, Craig 1.5, Cheyuski 1.0, Team 2.0
BILLS: 33.0
OPPONENTS: 33.0

RUSHING	No.	Yds	Avg	Long	TD
Simpson	270	1125	4.2	41†	3
Braxton	146	543	3.7	21†	4
Watkins	41	170	4.1	13	2
Ferguson	54	111	2.1	15	2
Calhoun	21	88	4.2	15	0
Hayman	7	31	4.4	8	0
Marangi	4	20	5.0	16	0
Mosley	2	6	3.0	4	0
BILLS	545	2094	3.9	41†	11
OPP	490	1869	3.8	75†	19

RECEIVING	No.	Yds	Avg	Long	TD
Rashad	36	433	12.0	29	4
Hill	32	572	17.9	55†	6
Braxton	18	171	9.5	15	0
Seymour	15	246	16.4	40†	2
Simpson	15	189	12.6	29†	1
Chandler	7	88	12.6	21	1
Calhoun	2	10	5.0	7	0
Jenkins	1	12	12.0	12	0
Watkins	1	7	7.0	7	0
Green	1	0	0.0	0	0
BILLS	128	1728	13.5	55†	14
OPP	146	1898	13.0	54	11

INTERCEPTIONS	No.	Yds	Avg	Long	TD
Greene	9	157	17.4	38	0
James	3	13	4.3	8	0
Washington	2	72	36.0	72†	1
Craig	1	55	55.0	55†	1
Krakau	1	37	37.0	37	0
Lewis	1	33	33.0	33	0
Harrison	1	24	24.0	24	0
Allen	1	16	16.0	16	0
Cheyuski	1	6	6.0	6	0
BILLS	20	413	20.7	72†	2
OPP	15	183	12.2	67†	1

PUNTING	No	Yds	Avg	Net	TB	In	Lg	B
Bateman	34	1494	43.9	—	2	8	66	0
Jones	35	1305	37.3	—	6	10	56	0
BILLS	69	2799	40.6	32.2	8	18	66	0
OPP	77	2856	37.1	—	—	—	60	0

PUNT RETURNS	Ref	FC	Yds	Avg	Long	TD
Walker	43	2	384	8.9	52	0
Cahill	10	1	62	6.2	15	0
Hayman	2	0	13	6.5	11	0
Kern	1	0	1	1.0	1	0
Greene	0	1	—	—	—	0
BILLS	56	4	460	8.2	52	0
OPP	45	0	416	9.2	48	0

KICKOFF RETURNS	No.	Yds	Avg	Long	TD
Francis	37	947	25.6	74	0
Calhoun	6	90	15.0	25	0
Cornell	3	45	15.0	20	0
Cahill	1	26	26.0	26	0
Walker	1	20	20.0	20	0
Craig	1	0	0.0	0	0
Rashad	1	0	0.0	0	0
BILLS	50	1128	22.6	74	0
OPP	58	1349	23.2	53	0

FIELD GOALS	1-19	20-29	30-39	40-49	50+
Leyboldt	0-0	8-10	6-9	5-12	0-2
BILLS	0-0	8-10	6-9	5-12	0-2
OPP	0-0	3-3	2-2	3-7	0-3

Leyboldt: (47N, 46N)(22G, 23N)(21G)(48N)
 (28G, 29N, 33G, 35N)(35G)(47G, 55N, 36N, 25G, 36G)
 (45G, 20G, 46N, 47G)(32G, 28G, 48N, 22G)(40N, 58N)
 (41G, 42G)(20G, 31G)(34N, 40N, 36G)()
OPPONENTS: (34G, 41G, 50N)(22G)(31G, 40G)(47N)
 (42N)() (42G, 28G)(47N, 46N)() (54N)(31G)(52N)() ()

USUAL STARTERS

OFFENSE

WR	40	J.D. Hill
LT	78	Dave Foley
LG	67	Reggie McKenzie
C	53	Mike Montler
RG	68	Joe DeLamielleure
RT	74	Donnie Green
TE	87	Paul Seymour
WR	27	Ahmad Rashad
RB	34	Jim Braxton
RB	32	OJ Simpson
QB	12	Joe Ferguson

DEFENSE

LE	85	Walt Patulski
LT	71	Mike Kadish
RT	73	Earl Edwards
RE	64	Dave Costa
LLB	86	Dave Washington (8)
	55	John Skorupan (6)
MLB	50	Jim Cheyuski
RLB	59	Doug Allen (8)
	56	Richard Lewis (6)
LCB	20	Robert James
RCB	28	Dwight Harrison
LS	42	Neal Craig
RS	43	Tony Greene

PASSING	Att	Cmp	Yds	Cmp%	Yds/Att	TD	TD%	Int	Int%	Long	Sack/Lost	Rating
Ferguson	232	119	1588	51.3	6.84	12	5.2	12	5.2	55†	32/235	69.0
Marangi	18	9	140	50.0	7.78	2	11.1	3	16.7	44†	1/1	73.6
Simpson	1	0	0	0.0	0.00	0	0.0	0	0.0	0	0/0	39.6
BILLS	251	128	1728	51.0	6.88	14	5.7	15	6.0	55†	33/236	67.3
OPPONENTS	311	146	1898	46.9	6.10	11	3.5	30	6.4	54	32/278	51.6



1975 SEASON STATISTICS

8-6 | 3RD IN AFC EAST | HEAD COACH LOU SABAN

Date	W/L Score	Opponent	Attendance
9/21	W 42-14	NY Jets	77,895
9/28	W 30-21	at Pittsburgh	49,348
10/5	W 38-14	Denver	79,864
10/12	W 38-31	at Baltimore	43,907
10/20	L 14-17	NY Giants	79,518
10/26	L 30-35	Miami	79,141
11/2	W 24-23	at NY Jets	58,343
11/9	L 35-42	Baltimore	77,320
11/17	L 24-33	at Cincinnati	56,666
11/23	W 45-31	New England	65,655
11/27	W 32-14	at St. Louis	41,899
12/7	L 21-31	at Miami	78,701
12/14	W 34-14	at New England	58,393
12/20	L 13-35	Minnesota	54,993

TOTAL FIRST DOWNS	318	300
Rushing	162	124
Passing	132	151
Penalty	24	25
3rd Down: Made/Att	98/197	87/190
3rd Down Pct.	49.7	45.8
4th Down: Made/Att	—	—
4th Down: Pct.	—	—

POSSESSION AVG. — —

TOTAL NET YARDS	5467	5073
Avg per Game	390.5	362.4
Total Plays	964	940
Avg per Play	5.7	5.4

NET YARDS RUSHING	2974	1993
Avg per Game	212.4	142.4
Total Rushes	588	480

NET YARDS PASSING	2493	3080
Avg per Game	178.1	220.0
Sacked/Yards Lost	22/168	30/275
Gross Yards	2661	3355
Att./Completions	354/182	431/237
Completion Pct.	51.4	55.0
Had Intercepted	19	25

PUNTS/AVERAGE 61/41.6 59/40.7

NET PUNTING AVG. 35.0 —

PENALTIES/YARDS 90/748 80/651

FUMBLES/BALL LOST 24/15 42/20

TOUCHDOWNS	57	47
Rushing	26	21
Passing	28	25
Returns	3	1

SCORE BY PERIOD	Q1	Q2	Q3	Q4	OT	PTS
BILLS	97	121	112	90	0	420
OPPONENTS	65	132	62	96	0	355

SCORING	TD	Ru	Pa	Rt	K-PAT	FG	S	Pts
Simpson	23	16	7	0	0/0	0/0	0	138
Braxton	13	9	4	0	0/0	0/0	0	78
Leypoldt	0	0	0	0	51/57	9/16	0	78
Hill	7	0	7	0	0/0	0/0	0	42
Chandler	6	0	6	0	0/0	0/0	0	36
Gant	2	0	2	0	0/0	0/0	0	12
Ferguson	1	1	0	0	0/0	0/0	0	6
Freeman	1	0	0	1	0/0	0/0	0	6
Holland	1	0	1	0	0/0	0/0	0	6
Kadish	1	0	0	1	0/0	0/0	0	6
Seymour	1	0	1	0	0/0	0/0	0	6
Toomay	1	0	1	0	0/0	0/0	0	6
BILLS	57	26	28	3	51/57	9/16	420	
OPP	47	21	25	1	46/47	9/16	355	

SACKS: Toomay 6.0, Edwards 5.0, Kadish 4.0, Patulski 4.0, Craft 3.0, Skorupan 3.0, Winans 2.0, Cornell 1.5, Ruud 1.0, Yeates 0.5
BILLS: 30.0
OPP: 22.0

RUSHING	No.	Yds	Avg	Long	TD
Simpson	329	1817	5.5	88†	16
Braxton	186	823	4.4	29	9
Ferguson	23	82	3.6	17	1
Calhoun	19	80	4.2	11	0
Marangi	7	78	11.1	30	0
Washington	9	49	5.4	9	0
Hayman	10	30	3.0	7	0
Haslerig	2	9	4.5	7	0
Chandler	2	5	2.5	5	0
Hill	1	1	1.0	1	0
BILLS	588	2974	5.1	88†	26
OPP	480	1993	4.2	56	21

RECEIVING	No.	Yds	Avg	Long	TD
Chandler	55	746	13.6	35	6
Hill	36	667	18.5	77†	7
Simpson	28	426	15.2	64†	7
Braxton	26	282	10.8	32	4
Seymour	19	268	14.1	32	1
Gant	9	107	11.9	19†	2
Holland	7	144	20.6	63	1
Washington	2	21	10.5	15	0
BILLS	182	2661	14.6	77†	28
OPP	237	3355	14.2	89†	25

INTERCEPTIONS	No.	Yds	Avg	Long	TD
Harrison	8	99	12.4	40	0
Greene	6	81	13.5	37	0
Jones	3	13	4.3	13	0
Thomas	2	74	37.0	58	0
Freeman	2	44	22.0	30†	1
Toomay	1	44	44.0	44†	1
Ford	1	19	19.0	19	0
Krakau	1	2	2.0	2	0
Skorupan	1	0	0.0	0	0
BILLS	25	376	15.0	58	2
OPP	19	262	13.8	54	0

PUNTING	No.	Yds	Avg	Net	TB	In	Lg	B
Bateman	61	2536	41.6	35.0	11	15	74	2
BILLS	61	2536	41.6	35.0	11	15	74	2
OPP	59	2399	40.7	—	—	—	71	0

PUNT RETURNS	Ret	FC	Yds	Avg	Long	TD
Hayman	25	8	216	8.6	30	0
Holland	7	5	53	7.6	13	0
Jones	1	1	9	9.0	9	0
BILLS	33	14	278	8.4	30	0
OPP	29	7	179	6.2	24	0

KICKOFF RETURNS	No.	Yds	Avg	Long	TD
Washington	35	923	26.4	59	0
Hayman	8	179	22.4	34	0
McKinney	6	151	25.2	37	0
Schnarr	4	80	20.0	27	0
Holland	4	67	16.8	25	0
Cornell	3	38	12.7	16	0
McKenzie	1	15	15.0	15	0
Ruud	1	4	4.0	4	0
BILLS	62	1457	23.5	59	0
OPP	64	1496	23.4	74	0

FIELD GOALS	1-19	20-29	30-39	40-49	50+
Leypoldt	0-1	1-1	5-6	3-7	0-1
BILLS	0-1	1-1	5-6	3-7	0-1
OPP	2-2	3-3	2-4	2-7	0-0

Leypoldt: () [37G] [39G] [44G] [19N, 50N] [45G, 45N] [40G] () [28G] [28G, 43N] [47N, 30G, 33G] () [31N] [42N]
OPPONENTS: () [42N] () [39N, 19G] [40N, 47N, 37G] () [42G, 41G, 31G] () [37N, 28G, 18G] [42N, 34G] [48N] [20G] () ()

USUAL STARTERS

OFFENSE		
WR	81	Bob Chandler
LT	78	Dave Foley
LG	67	Reggie McKenzie
C	53	Mike Montler
RG	68	Joe DeLamielleure
RT	74	Donnie Green
TE	87	Paul Seymour
WR	40	J.D. Hill
RB	34	Jim Braxton
RB	32	OJ Simpson
QB	12	Joe Ferguson

DEFENSE

LE	85	Walt Patulski
LT	71	Mike Kadish
RT	73	Earl Edwards
RE	65	Pat Toomay
LLB	55	John Skorupan
MLB	52	Merv Krakau
RLB	30	Bo Cornell
LCB	43	Tony Greene
RCB	28	Dwight Harrison
LS	26	Ed Jones
RS	22	Steve Freeman

PASSING	Att	Cmp	Yds	Cmp%	Yds/Att	TD	TD%	Int	Int%	Long	Sack/Lost	Rating
Ferguson	321	169	2426	52.6	7.56	25	7.8	17	5.3	77†	20/153	81.4
Marangi	33	13	235	39.4	7.12	3	9.1	2	6.1	64†	2/15	69.5
BILLS	354	182	2661	51.4	7.52	28	7.9	19	5.4	77†	22/168	80.1
OPPONENTS	431	237	3355	55.0	7.78	25	5.8	25	5.8	89†	30/275	75.5



1976 SEASON STATISTICS

2-12 | 5TH IN AFC EAST | HEAD COACH LOU SABAN & JIM RINGO

Date	W/L Score	Opponent	Attendance
9/13	L 21-30	Miami	77,683
9/19	L 3-13	Houston	61,364
9/26	W 14-9	at Tampa Bay	44,505
10/3	W 50-17	Kansas City	51,909
10/10	L 14-17	at NY Jets	53,416
10/17	L 13-31	Baltimore	71,009
10/24	L 22-26	New England	45,144
10/31	L 14-19	NY Jets	41,285
11/7	L 10-20	at New England	61,157
11/15	L 10-17	at Dallas	51,779
11/21	L 13-34	San Diego	41,701
11/25	L 14-27	at Detroit	66,875
12/5	L 27-45	at Miami	43,475
12/12	L 20-58	at Baltimore	50,451

	BUF	OPP
TOTAL FIRST DOWNS	250	262
Rushing	135	128
Passing	102	110
Penalty	13	24
3rd Down: Made/Att	81/216	71/187
3rd Down Pct.	37.5	38.0
4th Down: Made/Att	—	—
4th Down: Pct.	—	—

	—	—
POSSESSION AVG.	—	—
TOTAL NET YARDS	4404	4730
Avg per Game	314.3	337.9
Total Plays	964	898
Avg per Play	4.6	5.3

	2566	2476
NET YARDS RUSHING	2566	2476
Avg per Game	183.3	176.9
Total Rushes	548	531

	1838	2254
NET YARDS PASSING	1838	2254
Avg per Game	131.3	161.0
Sacked/Yards Lost	33/246	28/210
Gross Yards	2084	2462
Att./Completions	383/156	337/163
Completion Pct.	40.7	48.4
Had Intercepted	17	19

	87/42.3	72/38.5
PUNTS/AVERAGE	87/42.3	72/38.5

	28.6	32.2
NET PUNTING AVG.	28.6	32.2

	91/797	92/704
PENALTIES/YARDS	91/797	92/704

	44/26	37/23
FUMBLES/BALL LOST	44/26	37/23

	30	41
TOUCHDOWNS	30	41
Rushing	11	19
Passing	16	18
Returns*	3	4

SCORE BY PERIOD	Q1	Q2	Q3	Q4	OT	PTS
BILLS	35	67	58	85	0	245
OPPONENTS	50	140	96	77	0	363

SCORING	TD	R	Pa	Rt	K-PAT	FG	S	Pts
Chandler	10	0	10	0	0/0	0/0	0	60
Jakowenko	0	0	0	0	21/24	12/17	0	57
Simpson	9	8	1	0	0/0	0/0	0	54
Gant	3	0	3	0	0/0	0/0	0	18
Holland	3	0	2	1	0/0	0/0	0	18
Marangi	2	2	0	0	0/0	0/0	0	12
Greene	1	0	0	1	0/0	0/0	0	6
Kinney	1	1	0	0	0/0	0/0	0	6
Moody	1	0	0	1	0/0	0/0	0	6
Ricardo	0	0	0	0	2/2	1/3	0	5
Leyoldt	0	0	0	0	3/3	0/3	0	3
BILLS	30	11	16	3	26/30	13/24	245	
OPP	41	19	18	4	39/41	26/30	363	

SACKS: Kadish 6.5, Williams 5.0, White 4.5, Smith 4.5, Krakau 3.0, Jilek 1.5, Jones 1.0, Nelson 1.0, Skorupan 1.0, Others 1.0
BILLS: 28.0
OPPONENTS: 33.0

RUSHING	No.	Yds	Avg	Long	TD
Simpson	290	1503	5.2	75t	8
Kinney	116	475	4.1	22	1
Marangi	39	230	5.9	21	2
Hooks	25	116	4.6	24	0
Ferguson	18	81	4.5	19	0
Washington	22	65	3.0	10	0
Ray	24	56	2.3	7	0
Powell	11	40	3.6	20	0
Braxton	1	0	0.0	0	0
Chandler	1	0	0.0	0	0
Edwards	1	0	0.0	0	0
BILLS	548	2566	4.7	75t	11
OPP	531	2476	4.7	59	19

RECEIVING	No.	Yds	Avg	Long	TD
Chandler	61	824	13.5	58t	10
Simpson	22	259	11.8	43	1
Seymour	16	169	10.6	22	0
Holland	15	299	19.9	58t	2
Kinney	14	78	5.6	15	0
Gant	12	263	21.9	39	3
Hooks	6	72	12.0	28	0
Washington	3	29	9.7	11	0
Ray	3	26	8.7	15	0
Edwards	2	53	26.5	46	0
Montler	1	6	6.0	6	0
Powell	1	6	6.0	6	0
BILLS	156	2084	13.4	58t	16
OPP	163	2462	15.2	53	18

INTERCEPTIONS	No.	Yds	Avg	Long	TD
Greene	5	135	27.0	101t	1
Moody	3	63	21.0	44	0
D. Jones	3	5	1.7	5	0
Jilek	2	33	16.5	28	0
Clark	2	21	10.5	21	0
Harrison	1	18	18.0	18	0
Skorupan	1	13	13.0	13	0
White	1	5	5.0	5	0
Krakau	1	0	0.0	0	0
BILLS	19	293	15.4	101t	1
OPP	17	246	14.5	40	0

PUNTING	No	Yds	Avg	Net	TB	In	Lg	B
Bateman	86	3678	42.7	28.6	14	17	78	1
BILLS	87	3678	42.3	28.6	14	17	78	0
OPP	72	2771	38.5	32.2	10	18	56	0

PUNT RETURNS	Ret	FC	Yds	Avg	Long	TD
Moody	16	8	166	10.4	67t	1
Hooks	11	3	45	4.1	12	0
Holland	4	2	11	2.8	8	0
Gaddis	1	0	6	6.0	6	0
Word	1	0	-8	-8.0	-8	0
BILLS	33	13	220	6.7	67t	1
OPP	46	2	378	19.1	89t	2

KICKOFF RETURNS	No.	Yds	Avg	Long	TD
Moody	26	605	23.3	41	0
Hooks	23	521	22.7	79	0
Powell	4	101	25.3	26	0
Holmes	4	90	22.5	26	0
Holland	4	62	15.5	19	0
Ruud	6	68	11.3	18	0
Washington	3	63	21.0	27	0
Word	2	36	18.0	19	0
Cornell	2	32	16.0	18	0
Gaddis	1	16	16.0	16	0
BILLS	75	1594	21.3	79	0
OPP	48	1204	25.1	74	0

FIELD GOALS	1-19	20-29	30-39	40-49	50+
Jakowenko	0-0	4-4	4-6	4-7	0-0
Ricardo	0-0	1-3	0-0	0-0	0-1
Leyoldt	0-0	0-0	0-3	0-0	0-0
BILLS	0-0	5-7	4-9	4-7	0-1
OPP	1-1	9-9	10-12	4-6	2-2

Jakowenko: (30G)(38N)(32G,44G)(46G,34N)
 () (31G)(44N,22G)(29G,42G)(41N,42N)(28G,49G)
 (28G)(24G)
 Ricardo: () (50N,27G,27N,20N)
 Leyoldt: (31N,39N,37N)
OPPONENTS: (25G,30G,20G)(54G,44N,28G)
 (33G,24G,36N,19G)(33G)(37)(21G)(44G,32G)
 (20G,35G)(46G,33G)(31N,43N)(35G,45G)
 (22G,35G)(53G)(24G)(22G,36G)

USUAL STARTERS

OFFENSE		
WR	80	John Holland (7)
	88	Reuben Gant (6)
LT	78	Dave Foley
LG	67	Reggie McKenzie
C	53	Mike Montler
RG	68	Joe DeLamielleure
RT	74	Donnie Green
TE	87	Paul Seymour
WR	81	Bob Chandler
FB	36	Jeff Kinney
RB	32	OJ Simpson
QB	12	Joe Ferguson (7)
	17	Gary Marangi (7)

DEFENSE		
LE	69	Ken Jones (7)
	77	Ben Williams (6)
LT	71	Mike Kadish
RT	79	Marty Smith
RE	83	Sherman White
LLB	55	John Skorupan
MLB	52	Merv Krakau
RLB	51	Dan Jilek
LCB	29	Mario Clark
RCB	28	Dwight Harrison
LS	24	Doug Jones
RS	43	Tony Greene

PASSING	Att	Cmp	Yds	Cmp%	Yds/Att	TD	TD%	Int	Int%	Long	Sack/Lost	Rating
Ferguson	151	74	1086	49.0	7.19	9	6.0	1	0.7	58t	11/80	90.0
Marangi	232	82	998	35.3	4.30	7	3.0	16	6.9	39	22/166	30.7
BILLS	383	156	2084	40.7	5.17	16	4.2	17	4.4	58t	33/246	54.0
OPPONENTS	337	163	2475	48.4	7.34	18	5.3	19	5.6	53	28/210	67.3



1977 SEASON STATISTICS

3-11 | T-4TH IN AFC EAST | HEAD COACH JIM RINGO

Date	W/L	Score	Opponent	Attendance
9/18	L	0-13	Miami	76,097
9/25	L	6-26	at Denver	74,897
10/2	L	14-17	at Baltimore	49,247
10/9	L	19-24	NY Jets	32,046
10/16	W	3-0	Atlanta	27,348
10/23	L	16-27	Cleveland	60,905
10/30	L	17-56	at Seattle	61,180
11/6	W	24-14	at New England	60,263
11/13	L	13-31	Baltimore	39,444
11/20	L	7-20	New England	27,598
11/28	L	13-34	at Oakland	51,558
12/4	L	0-10	Washington	22,975
12/11	W	14-10	at NY Jets	31,929
12/17	L	14-31	at Miami	39,626

TOTAL FIRST DOWNS	BUF	OPP
Rushing	246	260
Passing	93	134
Penalty	141	98
3rd Down: Made/Att	12	28
3rd Down Pct.	75/197	87/197
4th Down: Made/Att	38.1	44.2
4th Down: Pct.	—	—

POSSESSION AVG.	BUF	OPP
—	—	—

TOTAL NET YARDS	BUF	OPP
Avg per Game	4391	4453
Total Plays	313.6	318.1
Avg per Play	944	922
	4.7	4.8

NET YARDS RUSHING	BUF	OPP
Avg per Game	1861	2405
Total Rushes	132.9	171.8
	450	589

NET YARDS PASSING	BUF	OPP
Avg per Game	2530	2048
Sacked/Yards Lost	180.7	146.3
Gross Yards	36/273	17/165
Att./Completions	2803	2213
Completion Pct.	458/221	316/155
Had Intercepted	48.3	49.1
	24	21

PUNTS/AVERAGE	BUF	OPP
83/38.9	73/36.2	

NET PUNTING AVG.	BUF	OPP
29.2	28.3	

PENALTIES/YARDS	BUF	OPP
87/866	71/638	

FUMBLES/BALL LOST	BUF	OPP
36/20	21/12	

TOUCHDOWNS	BUF	OPP
Rushing	19	39
Passing	3	21
Returns	12	17
	4	1

SCORE BY PERIOD	Q1	Q2	Q3	Q4	OT	PTS
BILLS	41	39	33	47	0	160
OPPONENTS	57	113	81	62	0	313

SCORING	TD	Ru	Pa	Rt	K-PAT	FG	S	Pts
Long	0	0	0	0	13/14	7/11	0	34
Chandler	4	0	4	0	0/0	0/0	0	24
Kimbrough	3	0	2	1	0/0	0/0	0	18
Braxton	2	1	1	0	0/0	0/0	0	12
Ferguson	2	2	0	0	0/0	0/0	0	12
Gant	2	0	2	0	0/0	0/0	0	12
Piccone	2	0	2	0	0/0	0/0	0	12
O'Donoghue	0	0	0	0	4/5	2/6	0	10
Brown	1	0	1	0	0/0	0/0	0	6
Cornell	1	0	0	1	0/0	0/0	0	6
D. Jones	1	0	0	1	0/0	0/0	0	6
Moody	1	0	0	1	0/0	0/0	0	6
Greene	0	0	0	0	0/0	0/0	1	2
BILLS	19	3	12	4	17/19	9/17	1	160
OPP	39	21	17	1	37/39	14/21	3	313

SACKS:	White	Kadish	Williams	Jilek	S. Nelson	Jones	Dokes	Krakau
1.0	3.5	3.5	1.0	1.0	1.0	1.0	1.0	1.0

BILLS: 17.0	OPPONENTS: 36.0
-------------	-----------------

RUSHING	No.	Yds	Avg	Long	TD
Simpson	126	557	4.4	39	0
Hooks	128	497	3.9	66	0
Braxton	113	372	3.3	12	1
Ferguson	41	279	6.8	41	2
Collier	31	116	3.7	15	0
Brown	8	34	4.3	9	0
Piccone	1	6	6.0	6	0
Bateman	1	0	0.0	0	0
Frankowiak	1	0	0.0	0	0
BILLS	450	1861	4.1	66	3
OPP	589	2405	4.1	60+	21

RECEIVING	No.	Yds	Avg	Long	TD
Chandler	60	745	12.4	31	4
Braxton	43	461	10.7	27	1
Gant	41	646	15.8	39	2
Piccone	17	240	14.1	25	2
Hooks	16	195	12.2	33	0
Simpson	16	138	8.6	18	0
Kimbrough	10	207	20.7	42	2
Holland	8	107	13.4	27	0
Brown	5	20	4.0	12+	1
Collier	3	23	7.7	11	0
Seymour	2	21	10.5	11	0
BILLS	221	2803	12.7	42	12
OPP	155	2213	14.3	67	17

INTERCEPTIONS	No.	Yds	Avg	Long	TD
Greene	9	144	16.0	47	0
Clark	7	151	21.6	43	0
D. Jones	2	30	15.0	24+	1
Harrison	2	0	0.0	0	0
Freeman	1	4	4.0	4	0
BILLS	21	329	15.7	47	1
OPP	24	326	13.6	49	0

PUNTING	No.	Yds	Avg	Net	TB	In	Lg	B
Bateman	81	3229	39.9	29.2	10	14	75	2
BILLS	83	3229	38.9	29.2	10	14	75	2
OPP	73	2646	36.2	28.3	10	16	61	—

PUNT RETURNS	Ret	FC	Yds	Avg	Long	TD
Moody	15	6	196	13.1	91+	1
Kimbrough	16	1	184	11.5	73+	1
Willis	1	1	0	0.0	0	0
Piccone	0	1	0	—	0	0
BILLS	32	9	380	11.9	91+	2
OPP	42	3	604	14.4	53	0

KICKOFF RETURNS	No.	Yds	Avg	Long	TD
Kimbrough	15	346	23.1	27	0
Moody	30	636	21.2	45	0
Piccone	4	89	22.3	26	0
Collier	4	55	13.8	19	0
Brown	3	66	22.0	34	0
Romes	1	18	18.0	18	0
B. Nelson	1	10	10.0	10	0
Dunstan	1	9	9.0	9	0
Frankowiak	1	9	9.0	9	0
BILLS	60	1238	20.6	45	0
OPP	40	814	19.9	93+	1

FIELD GOALS	1-19	20-29	30-39	40-49	50+
Long	0-0	2-2	2-3	3-6	0-0
O'Donoghue	0-0	1-2	1-2	0-1	0-1
BILLS	0-0	3-4	3-5	3-7	0-1
OPP	1-1	5-5	3-5	5-10	0-0

O'Donoghue: (50N,41N)()|()|(38N,24G)|(30G,27N)
 Long: (41G)|(25G)|(30G)|(45N,42N,26G,45G)
 ()|(33G,40G)|(45N,37N)()|()
 OPPONENTS: (32G,37G)|(48G,26G)|(45G,44N)
 (45G)|(44N)|(41G,27G,29N)()|()|(22G,30N)
 (33G,44N,25G)|(46N)|(37N,19G)|(25G)|(48G)

USUAL STARTERS

OFFENSE

WR	89	Lou Piccone
LT	78	Dave Foley
LG	67	Reggie McKenzie
C	61	Willie Parker
RG	68	Joe DeLamielleure
RT	70	Joe Devlin
TE	87	Paul Seymour
WR	81	Bob Chandler
RB	34	Jim Braxton
RB	25	Roland Hooks (7)
	32	OJ Simpson (7)
QB	12	Joe Ferguson

DEFENSE

LE	77	Ben Williams
LT	71	Mike Kadish
RT	76	Bill Dunstan
RE	83	Sherman White
LLB	59	Shane Nelson
MLB	52	Merv Krakau
RLB	51	Dan Jilek
LCB	29	Mario Clark
RCB	28	Dwight Harrison
FS	43	Tony Greene
SS	24	Doug Jones

PASSING	Att	Cmp	Yds	Cmp%	Yds/Att	TD	TD%	Int	Int%	Long	Sack/Lost	Rating
Ferguson	457	221	2803	48.4	6.13	12	2.6	24	5.3	42	36/273	54.6
Simpson	1	0	0	0.0	0.00	0	0.0	0	0.0	0	0/0	39.6
BILLS	458	221	2803	48.3	6.13	12	2.6	24	5.2	42	36/273	54.8
OPPONENTS	316	155	2213	49.1	7.00	17	5.4	21	6.6	67	17/165	62.7



1978 SEASON STATISTICS

5-11 | T-4TH IN AFC EAST | HEAD COACH CHUCK KNOX

Date	W/L Score	Opponent	Attendance
9/3	L 17-28	Pittsburgh	64,147
9/10	L 20-21	NY Jets	40,985
9/17	L 24-31	at Miami	48,373
9/24	W 24-17	Baltimore	55,270
10/1	W 28-13	Kansas City	47,310
10/8	L 14-45	at NY Jets	44,545
10/15	L 10-17	at Houston	47,727
10/22	W 5-0	Cincinnati	47,754
10/29	L 20-41	at Cleveland	51,409
11/5	L 10-14	New England	44,897
11/12	L 24-25	Miami	48,623
11/19	L 10-31	at Tampa Bay	61,383
11/26	W 41-17	NY Giants	28,496
12/3	L 10-14	at Kansas City	25,781
12/10	L 24-26	at New England	59,598
12/17	W 21-14	at Baltimore	25,415

	BUF	OPP
TOTAL FIRST DOWNS	274	305
Rushing	132	171
Passing	113	104
Penalty	29	30
3rd Down: Made/Att	88/213	98/209
3rd Down Pct.	41.3	46.9
4th Down: Made/Att	—	—
4th Down: Pct.	—	—

POSSESSION AVG.	—	—
------------------------	---	---

TOTAL NET YARDS	4630	5188
Avg per Game	289.4	324.3
Total Plays	974	1016
Avg per Play	4.8	5.1

NET YARDS RUSHING	2381	3228
Avg per Game	148.8	201.8
Total Rushes	556	677

NET YARDS PASSING	2249	1960
Avg per Game	140.6	122.5
Sacked/Yards Lost	30/254	22/196
Gross Yards	2503	2156
Att./Completions	388/203	317/167
Completion Pct.	52.3	52.7
Had Intercepted	17	14

PUNTS/AVERAGE	89/37.9	71/36.5
----------------------	---------	---------

NET PUNTING AVG.	30.9	30.3
-------------------------	------	------

PENALTIES/YARDS	120/1103	98/939
------------------------	----------	--------

FUMBLES/BALL LOST	34/17	27/16
--------------------------	-------	-------

TOUCHDOWNS	39	46
Rushing	15	23
Passing	21	20
Returns	3	3

SCORE BY PERIOD	Q1	Q2	Q3	Q4	OT	PTS
BILLS	41	96	43	122	0	302
OPPONENTS	69	118	89	78	0	354

SCORING	TD	R	Pa	Rt	K-PAT	FG	S	Pts
Dempsey	0	0	0	0	36/39	10/13	0	66
Lewis	7	0	0	0	0/0	0/0	0	42
Miller	7	7	0	0	0/0	0/0	0	42
Brown	5	4	0	1	0/0	0/0	1	32
Chandler	5	0	5	0	0/0	0/0	0	30
Gant	5	0	5	0	0/0	0/0	0	30
Hooks	3	2	1	0	0/0	0/0	0	18
D. Johnson	2	2	0	0	0/0	0/0	0	12
Piccone	2	0	2	0	0/0	0/0	0	12
Moody	1	0	0	1	0/0	0/0	0	6
Romes	1	0	0	1	0/0	0/0	0	6
Walton	1	0	1	0	0/0	0/0	0	6
BILLS	39	15	21	3	36/39	10/13	1	302
OPP	46	23	20	3	43/46	11/21	1	354

SACKS: Hardison 5.0, Sanford 5.0, White 4.0, Dokes 3.0, Williams 3.0, Graham 2.0
BILLS: 22.0
OPPONENTS: 30.0

RUSHING	No.	Yds	Avg	Long	TD
Miller	238	1060	4.5	60t	7
Brown	128	591	4.6	58t	4
Hooks	76	358	4.7	66	2
D. Johnson	55	222	4.0	30	2
Ferguson	27	76	2.8	12	0
Braxton	30	73	2.4	5	0
Gant	1	14	14.0	14	0
Jackson	1	-13	-13.0	-13	0
BILLS	556	2381	4.3	66	15
OPP	677	3228	4.8	71	23

RECEIVING	No.	Yds	Avg	Long	TD
Chandler	44	581	13.2	44	5
Lewis	41	735	17.9	92t	7
Gant	34	408	12.0	25	5
Miller	22	246	11.2	52	0
Brown	18	130	7.2	31	0
Hooks	15	110	7.3	21	1
D. Johnson	10	83	8.3	28	0
Piccone	7	71	10.1	15	2
Braxton	5	38	7.6	12	0
Walton	4	66	16.5	32t	1
Willis	2	41	20.5	23	0
Ferguson	1	-6	-6.0	-6	0
BILLS	203	2503	12.3	92t	21
OPP	167	2156	12.9	52	20

INTERCEPTIONS	No.	Yds	Avg	Long	TD
Clark	5	29	5.8	29	0
Nelson	3	69	23.0	40	0
Greene	3	56	18.7	29	0
Romes	2	95	47.5	85t	1
Sanford	1	41	41.0	41	0
BILLS	14	290	20.7	85t	1
OPP	17	219	12.9	40	1

PUNTING	No	Yds	Avg	Net	TB	In	Lg	B
Jackson	87	3373	38.8	30.9	9	19	70	2
BILLS	89	3373	37.9	30.9	9	19	70	2
OPP	71	2588	36.5	30.3	3	17	65	1

PUNT RETURNS	Ret	FC	Yds	Avg	Long	TD
Moody	19	5	240	12.6	82t	1
Piccone	14	4	88	6.3	13	0
Levenseller	3	0	35	11.7	15	0
Hooks	3	0	12	4.0	11	0
Brown	1	0	0	0.0	0	0
BILLS	40	9	375	9.4	82t	1
OPP	48	8	442	9.2	82t	1

KICKOFF RETURNS	No.	Yds	Avg	Long	TD
Brown	17	428	25.2	102t	1
Moody	18	371	20.6	35	0
D. Johnson	10	204	20.4	41	0
Hooks	7	124	17.7	25	0
Frankowiak	5	60	12.0	19	0
Powell	3	53	17.7	25	0
Piccone	3	51	17.0	26	0
Miller	1	17	17.0	17	0
Hutchinson	1	8	8.0	8	0
Willis	1	0	0.0	0	0
BILLS	66	1316	19.9	102t	1
OPPONENTS	58	1182	20.4	46	0

FIELD GOALS	1-19	20-29	30-39	40-49	50+
Dempsey	0-0	5-5	4-5	1-3	0-0
BILLS	0-0	5-5	4-5	1-3	0-0
OPPONENTS	0-0	6-9	1-5	4-7	0-0

Dempsey: {32G}{1}{46G}{41N,21G}{1}{33G}{43N,20G}{1}{21G}{33G}{37G}{37N}{22G}{26G}{1}
 OPPONENTS: {49N}{1}{49G}{21G}{42G,27G,36N}{38G}{23N,43G}{1}{1}{48N}{47G,24G}{28G,38N}{27G}{21B,35N,23B}{42N,21G}{36N}

USUAL STARTERS

OFFENSE	
WR	82 Frank Lewis
LT	72/73 Ken Jones
LG	67 Reggie McKenzie
C	61 Willie Parker
RG	68 Joe DeLamielleure
RT	70 Joe Devlin
TE	88 Reuben Gant
WR	81 Bob Chandler
FB	47 Curtis Brown
RB	40 Terry Miller
QB	12 Joe Ferguson

DEFENSE	
LE	77 Ben Williams
LT	74 Dee Hardison
RT	85 Phil Dokes
RE	83 Sherman White
LLB	59 Shane Nelson
MLB	54/58 Randy McCleanahan
RLB	57 Lucius Sanford
LCB	29 Mario Clark
RCB	26 Charles Rome
FS	43 Tony Greene

PASSING	Att	Cmp	Yds	Cmp%	Yds/Att	TD	TD%	Int	Int%	Long	Sack/Lost	Rating
Ferguson	330	175	2136	53.0	6.47	16	4.8	15	4.5	92t	29/243	70.5
Munson	43	24	328	55.8	7.62	4	9.3	2	4.7	43	0/0	91.8
Mays	15	4	39	26.7	2.60	1	6.7	0	0.0	19	1/11	61.9
BILLS	388	203	2503	52.3	6.45	21	5.4	17	4.4	92t	30/254	72.2
OPPONENTS	317	167	2156	52.7	6.80	20	6.3	14	4.4	52	22/196	77.0



1979 SEASON STATISTICS

7-9 | 4TH IN AFC EAST | HEAD COACH CHUCK KNOX

Date	W/L Score	Opponent	Attendance
9/2	L 7-9	Miami	69,441
9/9	W 51-24	Cincinnati	43,504
9/16	L 19-27	at San Diego	50,709
9/23	W 46-31	NY Jets	68,731
9/30	W 31-13	at Baltimore	31,904
10/7	L 0-7	Chicago	73,383
10/14	L 7-17	at Miami	45,597
10/21	L 13-14	Baltimore	50,581
10/28	W 20-17	at Detroit	61,911
11/4	L 6-26	New England	67,935
11/11	W 14-12	at NY Jets	50,647
11/18	W 19-12	Green Bay	39,679
11/25	W 16-13 (OT)	at New England	60,991
12/2	L 16-19	Denver	37,886
12/9	L 3-10	at Minnesota	42,339
12/16	L 0-28	at Pittsburgh	48,002

TOTAL FIRST DOWNS	252	273
Rushing	83	137
Passing	147	117
Penalty	22	19
3rd Down: Made/Att	93/224	98/233
3rd Down Pct.	41.5	42.1
4th Down: Made/Att	—	—
4th Down: Pct.	—	—

POSSESSION AVG. — —

TOTAL NET YARDS	4837	5011
Avg per Game	302.3	313.2
Total Plays	982	1022
Avg per Play	4.9	4.9

NET YARDS RUSHING	1621	2481
Avg per Game	101.3	155.1
Total Rushes	474	617

NET YARDS PASSING	3216	2530
Avg per Game	201.0	158.1
Sacked/Yards Lost	43/387	23/183
Gross Yards	3603	2713
Att./Completions	465/241	382/193
Completion Pct.	51.8	50.5
Had Intercepted	15	24

PUNTS/AVERAGE 96/38.2 92/38.2

NET PUNTING AVG. 30.2 31.2

PENALTIES/YARDS 104/887 106/788

FUMBLES/BALL LOST 32/19 31/17

TOUCHDOWNS	30	34
Rushing	11	18
Passing	14	14
Returns**	5	2

SCORE BY PERIOD	Q1	Q2	Q3	Q4	OT	PTS
BILLS	21	73	95	76	3	268
OPPONENTS	54	91	50	84	0	279

SCORING	Td	Ru	Pa	Rt	K-PAT	FG	S	Pts	
Mike-Mayer	0	0	0	17	18	20	29	0	77
Hooks	6	6	0	0	0	0	0	0	36
Brown	4	1	3	0	0	0	0	0	24
Butler	4	0	4	0	0	0	0	0	24
Collier	2	2	0	0	0	0	0	0	12
Gant	2	0	2	0	0	0	0	0	12
Lewis	2	0	2	0	0	0	0	0	12
Piccone	2	0	2	0	0	0	0	0	12
Dempsey	0	0	0	8	11	1/4	0	0	11
Ferguson	1	1	0	0	0	0	0	0	6
Freeman	1	0	0	1	0	0	0	0	6
Miller	1	1	0	0	0	0	0	0	6
Robertson	1	0	0	1	0	0	0	0	6
Romes	1	0	0	1	0	0	0	0	6
Sanford	1	0	0	1	0	0	0	0	6
Shipp	1	0	1	0	0	0	0	0	6
Smerlas	1	0	0	1	0	0	0	0	6
BILLS	30	11	14	5	25	30	21	33	268
OPP	34	18	14	2	27	34	16	31	279

SACKS: White 5.5, Hardison 4.5, Kadish 3.0, Nelson 3.0, Hutchinson 2.0, Smerlas 2.0, Haslett 1.0, Robertson 1.0, Williams 1.0
BILLS: 23.0
OPPONENTS: 43.0

RUSHING	No.	Yds	Avg	Long	TD
Brown	172	574	3.3	25	1
Miller	139	484	3.5	75	1
Hooks	89	320	3.6	32†	6
Collier	34	130	3.8	22	2
Ferguson	22	68	3.1	15	1
Powell	10	29	2.9	9	0
Butler	2	13	6.5	12	0
D. Johnson	3	5	1.7	2	0
Mike-Mayer	1	4	4.0	4	0
Lewis	2	-6	-3.0	-1	0
BILLS	474	1621	3.4	75	11
OPP	617	2481	4.0	55†	18

RECEIVING	No.	Yds	Avg	Long	TD
Lewis	54	1082	20.0	55	2
Butler	48	834	17.4	75†	4
Brown	39	401	10.3	84†	3
Piccone	33	556	16.8	49	2
Hooks	26	254	9.8	42	0
Gant	19	245	12.9	22	2
Miller	10	111	11.1	52	0
Collier	7	43	6.1	19	0
Shipp	3	43	14.3	27	1
Fullon	2	34	17.0	18	0
BILLS	241	3603	15.0	84†	14
OPP	193	2713	14.1	73†	14

INTERCEPTIONS	No.	Yds	Avg	Long	TD
Nixon	6	81	13.5	43	0
Clark	5	95	19.0	36	0
Freeman	3	62	20.7	50†	1
Sanford	2	44	22.0	25	0
Robertson	2	29	14.5	23†	1
Haslett	2	15	7.5	11	0
D. Greene	1	21	21.0	21	0
Nelson	1	13	13.0	13	0
T. Greene	1	10	10.0	10	0
Romes	1	0	0.0	0	0
BILLS	24	370	15.4	50†	2
OPP	15	161	10.7	30	0

PUNTING	No.	Yds	Avg	Net	TB	In	Lg	B
Jackson	96	3671	38.2	30.2	11	14	60	0
BILLS	96	3671	38.2	30.2	11	14	60	0
OPP	92	3512	38.2	31.2	16	20	62	1

PUNT RETURNS	Ret	FC	Yds	Avg	Long	TD
Moody	38	10	318	8.4	32	0
Piccone	0	1	0	—	0	0
BILLS	38	11	318	8.4	32	0
OPP	61	9	555	9.1	86†	1

KICKOFF RETURNS	No.	Yds	Avg	Long	TD
Moody	27	556	20.6	35	0
Miller	8	160	20.0	24	0
Collier	7	129	18.4	27	0
Powell	6	97	16.2	22	0
Willis	4	92	23.0	33	0
Brown	3	42	14.0	22	0
Piccone	3	41	13.7	17	0
Keating	1	14	14.0	14	0
BILLS	59	1131	19.2	35	0
OPP	54	1142	21.1	51	0

FIELD GOALS	1-19	20-29	30-39	40-49	50+
Mike-Mayer	0-0	8-8	8-10	4-11	0-0
Dempsey	1-1	0-0	0-2	0-1	0-0
BILLS	1-1	8-8	8-12	4-12	0-0
OPP	0-0	5-8	9-14	2-8	0-1

Dempsey: (47N,34N)(18G,36N)()
Mike-Mayer: (23G,29G)(41G)()|()|(44N,40G,37G)(23G,42G)(39G,40G,37N,49N,40N)()|(41N,37G,34G,31G,32G)(29G,26G,29G)(41N,28G,32G,34G)(43N,24G)(36B,46N)
OPPONENTS: (34B,34G,37N)(24G)()|(30G,37N)(26G,47N,33G)(28N,44N)()|(29G,34B)()|(40G,44B)(48N,49N,33G,37G)()|(25G,32G)(47G,40B,32G)(22N,22G,28N,32G)(31G)(52B,38N)

USUAL STARTERS

OFFENSE	WR	80	Jerry Butler
LT	72	Ken Jones	
LG	67	Reggie McKenzie	
C	61	Willie Parker	
RG	68	Joe DeLamielleure	
RT	70	Joe Devlin	
TE	88	Reuben Gant	
WR	82	Frank Lewis	
FB	47	Curtis Brown	
RB	40	Terry Miller	
QB	12	Joe Ferguson	

DEFENSE

DEFENSE	LE	77	Ben Williams
NT	71	Mike Kadish	
RE	83	Sherman White	
OLB	58	Isiah Robertson	
ILB	55	Jim Haslett	
ILB	59	Shane Nelson	
OLB	57	Lucius Sanford	
LCB	29	Mario Clark	
RCB	26	Charles Romes	
FS	43	Tony Greene	
SS	22	Steve Freeman	

PASSING	Att	Cmp	Yds	Cmp%	Yds/Att	TD	TD%	Int	Int%	Long	Sack/Lost	Rating
Ferguson	458	238	3572	52.0	7.80	14	3.1	15	3.3	84†	43/387	74.5
Munson	7	3	31	42.9	4.42	0	0.0	0	0.0	0	0/0	56.3
BILLS	465	241	3603	51.8	7.75	14	3.0	15	3.2	84†	43/387	74.5
OPPONENTS	382	193	2713	50.5	7.10	14	3.7	24	6.3	73†	23/183	59.8



1980 SEASON STATISTICS

11-5 | 1ST IN AFC EAST | HEAD COACH CHUCK KNOX

Date	W/L Score	Opponent	Attendance
9/7	W 17-7	Miami	79,598
9/14	W 20-10	NY Jets	65,315
9/21	W 35-26	at New Orleans	51,154
9/28	W 24-7	Oakland	77,259
10/5	W 26-24	at San Diego	51,982
10/12	L 12-17	Baltimore	73,634
10/19	L 14-17	at Miami	41,636
10/26	W 31-13	New England	75,092
11/2	L 14-30	Atlanta	57,959
11/9	W 31-24	at NY Jets	45,677
11/16	W 14-0	at Cincinnati	40,836
11/23	W 28-13	Pittsburgh	79,659
11/30	L 24-28	at Baltimore	36,184
12/7	W 10-7(OT)	Los Angeles	77,133
12/14	L 2-24	at New England	58,324
12/21	W 18-13	at San Francisco	37,476

AFC DIVISIONAL PLAYOFF

1/3	L 14-20	at San Diego	52,028
-----	---------	--------------	--------

	BUF	OPP
TOTAL FIRST DOWNS	317	251
Rushing	134	109
Passing	157	120
Penalty	26	22
3rd Down: Made/Att	127/240	91/217
3rd Down Pct.	52.9	41.9
4th Down: Made/Att	—	—
4th Down: Pct.	—	—

POSSESSION AVG.

—	—
---	---

TOTAL NET YARDS	4972	4101
Avg per Game	310.8	256.3
Total Plays	1084	952
Avg per Play	4.6	4.3

NET YARDS RUSHING

2222	1819	
Avg per Game	138.9	113.7
Total Rushes	603	486

NET YARDS PASSING

2750	2282	
Avg per Game	171.9	142.6
Sacked/Yards Lost	20/186	33/279
Gross Yards	2936	2561
Att./Completions	461/262	433/240
Completion Pct.	56.8	55.4
Had Intercepted	19	24

PUNTS/AVERAGE

74/38.2	82/39.3
---------	---------

NET PUNTING AVG.

31.1	34.2
------	------

PENALTIES/YARDS

90/731	97/805
--------	--------

FUMBLES/BALL LOST

36/22	37/20
-------	-------

TOUCHDOWNS

40	31	
Rushing	17	14
Passing	20	15
Returns**	3	2

SCORE BY PERIOD

	Q1	Q2	Q3	Q4	OT	PTS
BILLS	54	104	55	104	3	320
OPP	50	87	72	51	0	260

SCORING

TD	Ru	Pa	Rt	K-PAT	FG	S	Pts
Mike-Mayer	0	0	0	0	37/39	13/23	0 76
Cribbs	12	11	1	0	0/0	0/0	0 72
Butler	6	0	6	0	0/0	0/0	0 36
Lewis	6	0	6	0	0/0	0/0	0 36
Brammer	4	0	4	0	0/0	0/0	0 24
Brown	3	3	0	0	0/0	0/0	0 18
Leaks	3	2	1	0	0/0	0/0	0 18
Freeman	1	0	0	1	0/0	0/0	0 6
Gant	1	0	1	0	0/0	0/0	0 6
Hooks	1	1	0	0	0/0	0/0	0 6
Jessie	1	0	1	0	0/0	0/0	0 6
Nixon	1	0	0	1	0/0	0/0	0 6
Sanford	1	0	0	1	0/0	0/0	0 6
Johnson	0	0	0	0	0/0	0/0	1 2
Simpson	0	0	0	0	0/0	0/0	1 2
BILLS	40	17	20	3	37/40	13/23	2 320
OPP	31	14	15	2	29/31	15/20	260

SACKS: Williams 12.0, Smerlas 6.5, White 5.0, Sanford 3.0, Haslett 2.0, Robertson 1.5, Kadish 1.0, Nelson 1.0, Clark 1.0

BILLS: 33.0

OPPONENTS: 20.0

RUSHING

No.	Yds	Avg	Long	TD	
Cribbs	306	1185	3.9	48	11
Brown	153	559	3.7	34	3
Leaks	67	219	3.3	15	2
Hooks	25	118	4.7	25	1
Ferguson	31	65	2.1	15	0
Miller	12	35	2.9	6	0
Manucci	3	29	9.7	17	0
Butler	1	18	18.0	18	0
Brammer	1	8	8.0	8	0
Humm	1	5	5.0	5	0
Jessie	1	-9	-9.0	-9	0
Cater	2	-10	-5.0	-1	0
BILLS	603	2222	3.7	48	17
OPP	486	1819	3.7	47	14

RECEIVING

No.	Yds	Avg	Long	TD	
Butler	57	832	14.6	69	6
Cribbs	52	415	8.0	21	1
Lewis	40	648	16.2	31	6
Brown	27	137	5.1	20	0
Brammer	26	283	10.9	36	4
Hooks	23	179	7.8	26	0
Gant	12	181	15.1	48	1
Leaks	8	57	7.1	18	1
Piccone	7	82	11.7	16	0
Jessie	4	56	14.0	20	1
Ferguson	3	41	13.7	19	0
Miller	3	25	8.3	15	0
BILLS	262	2936	11.2	69	20
OPP	240	2561	10.7	56	15

INTERCEPTIONS

No.	Yds	Avg	Long	TD	
Freeman	7	107	15.3	47	1
Nixon	5	81	16.2	50	1
Simpson	4	36	9.0	14	0
Romes	2	41	20.5	30	0
Robertson	2	39	19.5	39	0
Haslett	2	30	15.0	17	0
Clark	1	0	0.0	0	0
White	1	0	0.0	0	0
BILLS	24	334	13.9	50	2
OPP	19	193	10.2	48	1

PUNTING

No.	Yds	Avg	Net	TB	In	Lg	B
Cater	73	2828	38.7	31	1	16	12 61
BILLS	74	2828	38.2	31	1	16	12 61
OPP	82	3226	39.3	34	2	21	61

PUNT RETURNS

Ret	FC	Yds	Avg	Long	TD	
Cribbs	29	7	154	5.3	16	0
Hooks	8	2	90	11.3	17	0
Piccone	2	3	15	7.5	8	0
BILLS	39	12	259	6.6	17	0
OPP	34	6	204	6.0	21	0

KICKOFF RETURNS

No.	Yds	Avg	Long	TD	
Miller	16	303	18.9	43	0
Brown	10	181	18.1	25	0
Owens	8	157	19.6	29	0
Hooks	7	109	15.6	35	0
Keating	3	38	12.7	16	0
Cribbs	2	39	19.5	20	0
Vogler	1	0	0.0	0	0
BILLS	47	827	17.6	43	0
OPP	52	1051	20.2	44	0

FIELD GOALS

1-19	20-29	30-39	40-49	50+	
Mike-Mayer	0-0	4-4	4-9	5-9	0-1
BILLS	0-0	4-4	4-9	5-9	0-1
OPP	0-0	5-5	3-6	6-8	1-1

Mike-Mayer: (40G)(47G,38G,47N)(51B)(30G)(48G,29G)(49G,20G)(123G,39N)(37B)(30G,44N)(49N)(135N,40G,47B)(38N,38N,30G)(125G)
 OPPONENTS: (144G)(45G,47G)(129G,30N)(21G,35N,49N)(23G)(41G,32G)(28G,50G,44G)(33G)(136G,42G)(139N)(40N,27G)(1)

USUAL STARTERS

OFFENSE

WR	80	Jerry Butler
LT	72	Ken Jones
LG	67	Reggie McKenzie
C	53	Will Grant
RG	69	Conrad Dabler
RT	70	Joe Devlin
TE	88	Reuben Gant
WR	82	Frank Lewis
FB	47	Curtis Brown
RB	20	Joe Cribbs
QB	12	Joe Ferguson

DEFENSE

LE	77	Ben Williams
NT	76	Fred Smerlas
RE	83	Sherman White
OLB	57	Lucius Sanford
ILB	55	Jim Haslett
ILB	59	Shane Nelson
OLB	58	Isiah Robertson
LCB	29	Mario Clark
RCB	26	Charles Romes
FS	45	Bill Simpson
SS	22	Steve Freeman

PASSING	Att	Cmp	Yds	Cmp%	Yds/Att	TD	TD%	Int	Int%	Long	Sack/Lost	Rating
Ferguson	439	251	2805	57.2	6.39	20	4.6	18	4.1	69	13/129	74.6
Humm	14	4	39	28.6	2.79	0	0.0	1	7.1	19	2/9	10.0
Cater	1	1	15	100.0	15.00	0	0.0	0	0.0	15	0/0	118.8
Cribbs	1	1	13	100.0	13.00	0	0.0	0	0.0	13	0/0	118.8
Manucci	6	5	64	83.3	10.67	0	0.0	0	0.0	22	5/48	111.0
BILLS	461	262	2936	56.8	6.37	20	4.3	19	4.1	69	20/186	73.2
OPPONENTS	433	240	2561	55.4	5.91	15	3.5	24	5.5	56	33/279	61.6



1981 SEASON STATISTICS

10-6 | 3RD IN AFC EAST | HEAD COACH CHUCK KNOX

Date	W/L Score	Opponent	Attendance
9/6	W 31-0	NY Jets	79,754
9/13	W 35-3	at Baltimore	44,950
9/17	L 14-20	Philadelphia	78,331
9/27	L 24-27 (OT)	at Cincinnati	46,418
10/4	W 23-17	Baltimore	77,811
10/12	W 31-21	Miami	78,576
10/18	L 14-33	at NY Jets	54,607
10/25	W 9-7	Denver	77,757
11/1	W 22-13	Cleveland	78,266
11/9	L 14-27	at Dallas	62,583
11/15	L 0-24	at St. Louis	46,214
11/22	W 20-17	New England	71,593
11/29	W 21-14	Washington	59,624
12/6	W 28-27	at San Diego	51,488
12/13	W 19-10	at New England	42,549
12/19	L 6-16	at Miami	72,956

AFC WILD CARD PLAYOFF GAME

12/27 W 31-27 at NY Jets 57,050

AFC DIVISIONAL PLAYOFF

1/3 L 21-28 at Cincinnati 55,420

	BUF	OPP
TOTAL FIRST DOWNS	315	298
Rushing	127	113
Passing	163	154
Penalty	25	31
3rd Down: Made/Att	94/217	72/218
3rd Down Pct.	43.3	33.0
4th Down: Made/Att	—	—
4th Down: Pct.	—	—

POSSESSION AVG. 30:24 29:36

	5640	4945
TOTAL NET YARDS	5640	4945
Avg. per Game	352.5	309.1
Total Plays	1043	1037
Avg. per Play	5.4	4.8

	2125	2075
NET YARDS RUSHING	2125	2075
Avg. per Game	132.8	129.7
Total Rushes	524	516

	3515	2870
NET YARDS PASSING	3515	2870
Avg. per Game	219.7	179.4
Sacked/Yards Lost	16/146	47/373
Gross Yards	3661	3243
Att./Completions	503/253	474/267
Completion Pct.	50.3	56.3
Had Intercepted	20	19

PUNTS/AVERAGE 80/39.7 77/40.0

NET PUNTING AVG. 80/33.9 77/35.6

PENALTIES/YARDS 114/1001 93/690

FUMBLES/BALL LOST 33/18 38/17

	38	30
TOUCHDOWNS	38	30
Rushing	13	7
Passing	25	21
Returns	0	2

SCORE BY PERIOD	Q1	Q2	Q3	Q4	OT	PTS
BILLS	78	124	66	43	0	311
OPPONENTS	44	81	67	81	3	276

SCORING	TD	Ru	Pa	Rt	K-PAT	FG	S	PTS
Mike-Mayer	0	0	0	0	37/37	14/24	0	79
Cribbs	10	3	7	0	0/0	0/0	0	60
Butler	8	0	8	0	0/0	0/0	0	48
Leaks	6	6	0	0	0/0	0/0	0	36
Hooks	5	3	2	0	0/0	0/0	0	30
Lewis	4	0	4	0	0/0	0/0	0	24
Brammer	2	0	2	0	0/0	0/0	0	12
Barnett	1	0	1	0	0/0	0/0	0	6
Brown	1	0	1	0	0/0	0/0	0	6
Ferguson	1	1	0	0	0/0	0/0	0	6
BILLS	38	13	25	0	37/38	14/24	2	311
OPP	30	7	21	2	30/30	22/26	0	276

SACKS: B. Williams 9.0, K. Johnson 8.0, White 8.0, Kush 5.5, Nelson 3.0, Robertson 2.5, Irvin 2.0, Nixon 2.0, Sanford 2.0, Smerlas 2.0, Clark 1.0, Simpson 1.0, Team 1.0
BILLS: 47.0

OPPONENTS: 16.0

RUSHING	No.	Yds	Avg	Long	TD
Cribbs	257	1097	4.3	35	3
Leaks	91	357	3.9	31	6
Hooks	51	250	4.9	19	3
Brown	62	226	3.6	13	0
McCutcheon	34	138	4.1	12	0
Ferguson	20	29	1.5	16	1
Riddick	3	29	9.7	12	0
Brammer	2	17	8.5	6	0
Butler	1	1	1	1	0
Robinson	1	-2	-	-2	0
Kush	1	-6	-	-6	0
Franklin	1	-11	-	-11	0
BILLS	524	2125	4.1	35	13
OPP	516	2075	4.0	29	7

RECEIVING	No.	Yds	Avg	Long	TD
Lewis	70	1244	17.8	33	4
Butler	55	842	15.3	67	8
Cribbs	40	603	15.1	65	7
Brammer	33	365	11.1	26	2
Jessie	15	200	13.3	44	0
Hooks	10	140	14.0	37	2
Leaks	7	51	7.3	13	0
Brown	7	46	6.6	10	1
Piccone	5	65	13.0	16	0
McCutcheon	5	40	8.0	17	0
Barnett	4	36	9.0	16	1
Franklin	2	29	14.5	16	0
BILLS	253	3661	14.5	67	25
OPP	267	3243	12.1	73	21

INTERCEPTIONS	No.	Yds	Avg	Long	TD
Clark	5	142	28.4	53	0
Romes	4	113	28.3	35	0
Simpson	4	42	10.5	42	0
Robertson	2	15	7.5	15	0
Kush	1	19	19.0	19	0
Bess	1	12	12.0	12	0
Nelson	1	9	9.0	9	0
Williams	1	0	-	0	0
BILLS	19	352	18.5	53	0
OPP	20	333	16.7	47	0

PUNTING	No.	Yds	Avg	TB	In	Lg	B
Cater	80	3175	39.7	12	16	71	0
BILLS	80	3175	39.7	12	16	71	0
OPP	77	3237	42.0	10	14	72	0

PUNT RETURNS	Ret	FC	Yds	Avg	Long	TD
Hooks	17	2	142	8.4	25	0
Piccone	9	2	57	6.3	13	0
Riddick	4	0	48	12.0	22	0
Franklin	5	3	45	9.0	15	0
BILLS	35	7	292	8.3	25	0
OPP	34	13	220	6.5	20	0

KICKOFF RETURNS	No.	Yds	Avg	Long	TD
Franklin	21	436	20.8	33	0
Riccick	14	257	18.4	25	0
Hooks	11	215	19.5	36	0
Brown	7	140	20.0	30	0
Piccone	2	31	15.5	16	0
Bess	1	6	6.0	6	0
Freeman	1	0	-	0	0
BILLS	57	1085	19.0	36	0
OPP	61	1268	20.8	90	1

FIELD GOALS	1-19	20-29	30-39	40-49	50+
Mike-Mayer	0-0	4-6	5-7	5-10	0-1
BILLS	0-0	4-6	5-7	5-10	0-1
OPP	1-1	9-9	8-9	4-6	0-1

Mike-Mayer: (21G,51N)|(49N)|(20N)|(40G)
(43N,34G,44G,45G)|(37G)|(47N)|(41G,46G,36G)
()|()|()|(28G,42N,23G,38N)|(39N)|(40N)|(29G)
(31G,36G,27N)
OPPONENTS: ()|(22G)|(29G,56N,46G)|(23G,28G)|(32G)|()|(24G,29G,39G,22G)|(43B)|(36G,39G)|(47G,31G)|(35G,48N)|(43G,35B)|()|(29G,27G)|(42G)|(22G,30G,233G)

USUAL STARTERS

OFFENSE

WR	80	Jerry Butler
LT	72	Ken Jones
LG	73	Jon Borchardt (8)
	67	Reggie McKenzie (6)
C	53	Will Grant
RG	69	Conrad Dabler
RT	70	Joe Devlin
TE	86	Mark Brammer
WR	82	Frank Lewis
FB	47	Curtis Brown
RB	20	Joe Cribbs
QB	12	Joe Ferguson

DEFENSE

LE	77	Ben Williams
NT	76	Fred Smerlas
RE	83	Sherman White
OLB	57	Lucius Sanford
ILB	55	Jim Haslett
ILB	59	Shane Nelson
OLB	58	Isiah Robertson
LCB	29	Mario Clark
RCB	26	Charles Romes
FS	45	Bill Simpson
SS	22	Steve Freeman

PASSING	Att	Cmp	Yds	Cmp%	Yds/Att	TD	TD%	Int	Int%	Long	Sack/Lost	Rating
Ferguson	498	252	3652	50.6	7.33	24	4.8	20	4.0	67	15/137	74.1
Robinson	2	0	0	0.0	0.00	0	0.0	0	0.0	0	1/9	39.6
Cribbs	1	1	9	100.0	9.00	1	100.0	0	0.0	9	0/0	143.8
Leaks	1	0	0	0.0	0.00	0	0.0	0	0.0	0	0/0	39.6
Mike-Mayer	1	0	0	0.0	0.00	0	0.0	0	0.0	0	0/0	39.6
BILLS	503	253	3661	50.3	7.29	25	5.0	20	4.0	67	16/146	74.3
OPPONENTS	474	267	3243	56.3	6.84	21	4.4	19	4.2	73	47/373	74.7



1982 SEASON STATISTICS

4-5 | 4TH IN AFC EAST | HEAD COACH CHUCK KNOX

Date	W/L	Score	Opponent	Attendance
9/12	W	14-9	Kansas City	79,383
9/16	W	23-22	Minnesota	77,753
9/26	C		at Houston	
10/3	C		New England	
10/10	C		at Baltimore	
10/18	C		at NY Jets	
10/24	C		Detroit	
10/31	C		at Denver	
11/7	C		NY Jets	
11/14	C		at New England	
11/21	L	7-9	Miami	52,945
11/28	W	20-0	Baltimore	33,985
12/5	L	21-33	at Green Bay+	46,655
12/12	W	13-0	Pittsburgh	58,391
12/19	L	23-24	at Tampa Bay	62,510
12/27	L	10-27	at Miami	73,924
1/2	L	19-30	at New England	36,218

+ at Milwaukee
C - Canceled

TOTAL FIRST DOWNS

	BUF	OPP
Rushing	83	64
Passing	84	72
Penalty	13	15
3rd Down: Made/Att	57/129	34/112
3rd Down Pct.	44.1	30.4
4th Down: Made/Att	8/13	5/8
4th Down: Pct.	61.5	62.5

POSSESSION AVG.

	BUF	OPP
TOTAL NET YARDS	2927	2334
Avg. per Game	325.2	259.3
Total Plays	604	536
Avg. per Play	4.9	4.4

NET YARDS RUSHING

	BUF	OPP
Avg. per Game	152.3	114.9
Total Rushes	319	268

NET YARDS PASSING

	BUF	OPP
Avg. per Game	172.9	144.4
Sacked/Yards Lost	12/115	12/82
Gross Yards	1671	1382
Att./Completions	273/149	256/114
Completion Pct.	54.6	44.5
Had Intercepted	17	13

PUNTS/AVERAGE

	BUF	OPP
NET PUNTING AVG.	36.5	35.7

PENALTIES/YARDS

	BUF	OPP
FUMBLES/BALL LOST	23/9	14/8

TOUCHDOWNS

	BUF	OPP
Rushing	9	6
Passing	8	8
Returns	1	1

SCORE BY PERIOD	Q1	Q2	Q3	Q4	OT	PTS
BILLS	26	68	19	37	0	150
OPPONENTS	14	57	36	47	0	154

SCORING	TD	Ru	Pa	Rt	K-PAT	FG	S	Pts
Herrera	0	0	0	0	11/12	8/14	0	35
Leaks	5	5	0	0	0/0	0/0	0	30
Butler	4	0	4	0	0/0	0/0	0	24
Cribbs	3	3	0	0	0/0	0/0	0	18
Brammer	2	0	2	0	0/0	0/0	0	12
Ferguson	1	0	0	1	0/0	0/0	0	12
Lewis	2	0	2	0	0/0	0/0	0	12
Mike-Mayer	0	0	0	0	4/5	1/4	0	7
BILLS	18	9	8	1	15/17	9/18	0	150
OPP	15	6	8	1	14/15	16/20	1	154

SACKS: White 4.0, Williams 4.0, Smerlas 2.0, Freeman 1.0, Simpson 1.0
BILLS: 12.0
OPPONENTS: 12.0

RUSHING	No.	Yds	Avg	Long	TD
Cribbs	134	633	4.7	62	3
Leaks	97	405	4.2	17	5
Brown	41	187	4.6	19	0
Ferguson	16	46	2.9	13	1
Moore	16	38	2.4	9	0
Hooks	5	23	4.6	9	0
Koffler	2	21	10.5	12	0
Whittington	7	15	2.2	4	0
Holt	1	3	3.0	3	0
BILLS	319	1371	4.3	62	9
OPP	268	1034	3.9	30	6

RECEIVING	No.	Yds	Avg	Long	TD
Lewis	28	443	15.8	39	2
Butler	26	336	12.9	47	4
Brammer	25	225	9.0	22	2
Cribbs	13	99	7.6	31	0
Leaks	13	91	7.0	12	0
Piccone	12	140	11.7	29	0
Mosley	9	96	10.7	31	0
Tuttle	7	107	15.3	26	0
Brown	6	38	6.3	28	0
Holt	4	45	11.3	23	0
Barnett	4	39	9.8	22	0
Haslett	1	4	4.0	4	0
Moore	1	8	8.0	8	0
BILLS	149	1671	11.2	47	8
OPP	114	1382	12.1	45	8

INTERCEPTIONS	No.	Yds	Avg	Long	TD
Simpson	4	45	11.3	24	0
Freeman	3	27	9.0	14	0
B. Williams	1	20	20.0	20	0
Keating	1	14	14.0	14	0
Parrish	1	8	8.0	8	0
Romes	1	8	8.0	8	0
Robertson	1	0	0.0	0	0
Marve	1	0	0.0	0	0
BILLS	13	122	9.4	24	0
OPP	17	268	15.8	36	0

PUNTING	No.	Yds	Avg	Net	TB	In	Lg	B
Tuten	35	1328	37.9	36.5	1	13	61	0
BILLS	35	1328	37.9	36.5	1	13	61	0
OPP	44	1730	39.3	35.7	2	11	61	0

PUNT RETURNS	Ret	FC	Yds	Avg	Long	TD
Mosley	11	5	61	5.5	16	0
Holt	10	0	45	4.5	21	0
Hooks	4	0	13	3.3	8	0
Simpson	1	0	0	0.0	0	0
Tuttle	0	1	0	—	0	0
BILLS	26	6	119	4.6	21	0
OPP	10	14	30	3.0	10	0

KICKOFF RETURNS	No.	Yds	Avg	Long	TD
Mosley	18	487	27.1	66	0
Holt	7	156	22.3	37	0
Piccone	3	50	16.7	23	0
McKnight	3	34	11.3	17	0
Whittington	2	39	19.5	21	0
Brown	1	17	17.0	17	0
Keating	1	9	9.0	9	0
Roopenian	1	0	0.0	0	0
BILLS	36	792	22.0	66	0
OPP	34	604	17.8	32	0

FIELD GOALS	1-19	20-29	30-39	40-49	50+	TD
Herrera	2-2	0-1	2-4	4-7	0-0	0
Mike-Mayer	0-0	1-0	0-0	0-2	0-0	0
BILLS	2-2	1-3	2-4	4-9	0-0	0
OPP	0-0	4-5	6-6	6-7	0-2	0

Mike-Mayer: (48B,29N)(21G,43N)()
Herrera: (47G,41G,34N)(26B,32N)(49N,48N,34G,19G)(49G)(33G,48N)(46G,25G)
OPPONENTS: (39G,47G,42G,54N)(43G,42G)(42G,49G,21G,56N)() (33G,25G,22N,31G,32G)() (49N,27G)(35G,30G)(42G)

USUAL STARTERS

OFFENSE		
WR	80	Jerry Butler
LT	72	Ken Jones
LG	67	Reggie McKenzie
C	53	Will Grant
RG	73	Jon Borchardt
RT	70	Joe Devlin
TE	86	Mark Brammer
WR	82	Frank Lewis
FB	48	Roosevelt Leaks
RB	20	Joe Cribbs
QB	12	Joe Ferguson

DEFENSE

LE	77	Ben Williams
NT	76	Fred Smerlas
RE	83	Sherman White
OLB	62	Ervin Parker
ILB	54	Eugene Marve
ILB	55	Jim Haslett
OLB	58	Isiah Robertson
LCB	29	Mario Clark
RCB	28	Charles Romes
FS	45	Bill Simpson
SS	22	Steve Freeman

PASSING	Att	Cmp	Yds	Cmp%	Yds/Att	TD	TD%	Int	Int%	Long	Sack/Lost	Rating
Ferguson	264	144	1597	54.6	6.05	7	2.7	16	6.1	47	11/105	56.3
Robinson	8	5	74	62.5	9.25	1	12.5	0	0.0	31	1/10	132.0
Cribbs	1	0	0	0.0	0.00	0	0.0	1	100.0	0	0/0	—
BILLS	273	149	1671	54.6	6.12	8	3.0	17	6.2	47	12/115	57.3
OPPONENTS	256	114	1382	44.5	5.40	8	3.1	13	5.1	45	12/82	50.7



1983 SEASON STATISTICS

8-8 | T-2ND IN AFC EAST | HEAD COACH KAY STEPHENSON

Date	W/L	Score	Opponent	Attendance
9/4	L	0-12	Miami	78,715
9/11	W	10-6	at Cincinnati	46,839
9/18	W	28-23	Baltimore	40,937
9/25	W	30-13	Houston	60,070
10/3	L	10-34	NY Jets	79,933
10/9	W	38-35	(OT) at Miami	59,948
10/16	W	30-7	at Baltimore	38,565
10/23	L	0-31	New England	60,424
10/30	W	27-21	New Orleans	49,413
11/6	L	7-21	at New England	42,604
11/13	W	24-17	at NY Jets	48,513
11/20	L	24-27	LA Raiders	72,393
11/27	L	17-41	at LA Rams	48,246
12/4	W	14-9	at Kansas City	27,104
12/11	L	10-23	San Francisco	38,039
12/18	L	14-31	at Atlanta	31,015

	BUF	OPP
TOTAL FIRST DOWNS	309	332
Rushing	100	148
Passing	171	148
Penalty	38	36
3rd Down: Made/Att	71/212	81/221
3rd Down Pct.	33.5	36.7
4th Down: Made/Att	7/14	11/17
4th Down: Pct.	50.0	64.7

POSSESSION AVG.	28:24	31:36
------------------------	-------	-------

TOTAL NET YARDS	4823	5809
Avg. per Game	301.4	363.1
Total Plays	1023	1078
Avg. per Play	4.7	5.4

NET YARDS RUSHING	1736	2503
Avg. per Game	108.5	156.4
Total Rushes	415	566

NET YARDS PASSING	3087	3306
Avg. per Game	192.9	206.6
Sacked/Yards Lost	37/351	32/247
Gross Yards	3438	3553
Att./Completions	571/317	480/286
Completion Pct.	55.5	59.6
Had Intercepted	28	13

PUNTS/AVERAGE	89/39.7	78/42.9
----------------------	---------	---------

NET PUNTING AVG.	33.6	36.2
-------------------------	------	------

PENALTIES/YARDS	144/1094	128/1298
------------------------	----------	----------

FUMBLES/BALL LOST	24/12	32/18
--------------------------	-------	-------

TOUCHDOWNS	36	39
Rushing	4	14
Passing	30	22
Returns	2	3

SCORE BY PERIOD	Q1	Q2	Q3	Q4	OT	PTS
BILLS	28	87	55	110	3	283
OPPONENTS	29	108	92	122	0	351

SCORING	TD	Ru	Pa	Rt	K-PAT	FG	S	Pts
Danelo	0	0	0	0	33/34	10/20	0	63
Cribbs	1	0	3	7	0/0	0/0	0	60
Franklin	4	0	4	0	0/0	0/0	0	24
Butler	3	0	3	0	0/0	0/0	0	18
Hunter	3	0	3	0	0/0	0/0	0	18
Lewis	3	0	3	0	0/0	0/0	0	18
Mosley	3	0	3	0	0/0	0/0	0	18
Tuttle	3	0	3	0	0/0	0/0	0	18
Brammer	2	0	2	0	0/0	0/0	0	12
Dawkins	1	0	1	0	0/0	0/0	0	6
Kennedy	1	0	0	1	0/0	0/0	0	6
Kilson	1	0	0	1	0/0	0/0	0	6
Leaks	1	1	0	0	0/0	0/0	0	6
Moore	1	0	1	0	0/0	0/0	0	6
Steinfort	0	0	0	0	1/1	1/6	0	4
BILLS	36	4	30	2	34/36	11/26	283	
OPP	39	14	22	3	39/39	26/39	351	

SACKS: Williams 10.0, Smerlas 6.0, Talley 5.0, Parker 4.0, White 3.0, K. Johnson 2.0, Marve 2.0
BILLS: 32.0
OPPONENTS: 37.0

RUSHING	No.	Yds	Avg	Long	TD
Cribbs	263	1131	4.3	45	3
Moore	60	275	4.6	21	0
Leaks	58	157	2.7	12	1
Ferguson	20	88	4.4	19	0
Hunter	2	28	14.0	24	0
Kofler	4	25	6.3	11	0
Riddick	4	18	4.5	12	0
V. Williams	3	11	3.7	5	0
Franklin	1	3	3.0	3	0
BILLS	415	1736	4.2	45	4
OPP	566	2503	4.4	50†	14

RECEIVING	No.	Yds	Avg	Long	TD
Cribbs	57	524	9.2	33†	7
Lewis	36	486	13.5	27†	3
Hunter	36	402	11.2	40†	3
Butler	36	385	10.7	25	3
Moore	34	199	5.9	21	1
Franklin	30	452	45.1	43†	4
Brammer	25	215	8.6	21	2
Tuttle	17	261	15.4	38	3
Mosley	14	180	12.9	35	3
Dawkins	11	123	11.2	28†	1
Barnett	10	94	9.4	14	0
Leaks	8	74	9.3	12	0
Riddick	3	43	14.3	24	0
BILLS	317	3438	10.8	43†	30
OPP	286	3553	12.4	72†	22

INTERCEPTIONS	No.	Yds	Avg	Long	TD
Freeman	3	40	13.3	29	0
C. Williams	3	6	2.0	4	0
Sanford	2	39	19.5	20	0
Romes	2	27	13.5	27	0
Keating	2	20	10.0	17	0
Kennedy	1	22	22.0	22†	1
BILLS	13	154	11.8	29	1
OPP	28	330	11.8	60†	2

PUNTING	No.	Yds	Avg	Net	TB	In	Lg	B
Cater	89	3533	39.7	33.6	7	24	60	0
BILLS	89	3533	39.7	33.6	7	24	60	0
OPP	78	3344	42.9	36.2	14	20	67	0

PUNT RETURNS	Ret	FC	Yds	Avg	Long	TD
Riddick	42	5	241	5.7	24	0
Hurley	1	0	0	0.0	0	0
V. Williams	1	0	0	0.0	0	0
BILLS	44	5	241	5.5	24	0
OPP	42	22	403	9.6	62	0

KICKOFF RETURNS	No.	Yds	Avg	Long	TD
V. Williams	22	494	22.5	60	0
Riddick	28	568	20.3	49	0
Mosley	9	236	26.2	33	0
B. Williams	3	56	18.7	23	0
Talley	2	9	4.5	5	0
BILLS	64	1363	21.3	60	0
OPP	53	949	17.9	43	0

FIELD GOALS	1-19	20-29	30-39	40-49	50+
Danelo	0-0	2-4	5-6	3-6	0-4
Steinfort	0-0	1-1	0-2	0-3	0-0
BILLS	0-0	3-5	5-8	3-9	0-4
OPP	1-1	6-6	8-10	11-19	0-2

Steinfort: (34B, 33N, 49N)(28G, 45N, 45N)
 Danelo: (50N)(48G)(38G)(27N, 36G)
 (50N, 23G, 40G, 30G)(54N, 47N)(124N)
 (30G)(48G)(52N, 20G)(146B, 33G, 38N)(45N)
 OPPONENTS: (33G, 23G, 36G, 50G)(40N, 30G, 47G)(28G, 49G, 45G)(31G, 26G)(19G, 38N, 42G)
 (52N, 43N)(36N)(22G, 47N, 48N)(146B)(52N, 49N, 48G)(41G, 36G)(37G, 45B, 49G)(42N, 48G, 25G, 42G)(37G, 29G, 45N, 30G)(40G)

USUAL STARTERS

OFFENSE	
WR	80 Jerry Butler
LT	72 Ken Jones
LG	51 Jim Ritcher
C	53 Will Grant
RG	73 Jon Borchardt
RT	63 Justin Cross
TE	86 Mark Brammer
WR	82 Frank Lewis
FB	34 Hunter Moore
RB	20 Joe Cribbs
QB	12 Joe Ferguson

DEFENSE	
LE	77 Ben Williams
NT	76 Fred Smerlas
RE	83 Sherman White (8)
	91 Ken Johnson (8)
OLB	57 Lucius Sanford
ILB	52 Chris Keating
ILB	54 Eugene Marve
OLB	62 Ervin Parker
LCB	29 Mario Clark
RCB	26 Charles Romes
FS	22 Steve Freeman
SS	21 Mike Kennedy

PASSING	Att	Cmp	Yds	Cmp%	Yds/Att	TD	TD%	Int	Int%	Long	Sack/Lost	Rating
Ferguson	508	281	2995	55.3	5.89	26	5.1	25	4.9	43	27/266	69.3
Kofler	61	35	440	57.4	7.21	4	6.6	3	4.9	28	10/85	81.3
Cribbs	2	1	3	50.0	25.00	0	0.0	0	0.0	3	0/0	56.3
BILLS	571	317	3438	55.5	6.02	30	5.3	28	4.9	43	37/351	70.5
OPPONENTS	480	286	3553	59.6	7.40	22	4.6	13	2.7	72	32/247	86.6



1984 SEASON STATISTICS

2-14 | 5TH IN AFC EAST | HEAD COACH KAY STEPHENSON

Date	W/L Score	Opponent	Attendance
9/2	L 17-21	New England	48,528
9/9	L 7-37	at St. Louis	35,785
9/17	L 17-21	Miami	65,455
9/23	L 26-28	NY Jets	48,330
9/30	L 17-31	at Indianapolis	60,032
10/7	L 17-27	Philadelphia	37,555
10/14	L 28-31	at Seattle	59,034
10/21	L 7-37	Denver	31,204
10/28	L 7-38	at Miami	58,824
11/4	L 10-13	Cleveland	33,343
11/11	L 10-38	at New England	43,311
11/18	W 14-3	Dallas	74,391
11/25	L 14-41	at Washington	51,513
12/2	W 21-15	Indianapolis	20,693
12/8	L 17-21	at NY Jets	45,378
12/16	L 21-52	at Cincinnati	55,771

TOTAL FIRST DOWNS	BUF	OPP
Rushing	263	345
Passing	98	134
Penalty	149	186
3rd Down: Made/Att	16	25
3rd Down Pct.	86/243	87/203
4th Down: Made/Att	35.4	42.9
4th Down Pct.	11/26	7/10
4th Down: Pct.	42.3	70.0

POSSESSION AVG.	28:43	31:17
TOTAL NET YARDS	4341	5582
Avg. per Game	271.3	348.9
Total Plays	1046	1052
Avg. per Play	4.2	5.3

NET YARDS RUSHING	1643	2106
Avg. per Game	102.7	131.6
Total Rushes	398	531

NET YARDS PASSING	2968	3476
Avg. per Game	168.6	217.3
Sacked/Yards Lost	60/554	26/191
Gross Yards	3252	3667
Att./Completions	588/298	495/300
Completion Pct.	50.7	60.6
Had Intercepted	30	16

PUNTS/AVERAGE	90/41.1	72/39.1
---------------	---------	---------

NET PUNTING AVG.	32.7	32.2
------------------	------	------

PENALTIES/YARDS	121/997	87/734
-----------------	---------	--------

FUMBLES/BALL LOST	31/14	36/21
-------------------	-------	-------

TOUCHDOWNS	31	56
Rushing	9	19
Passing	18	32
Returns	4	5

SCORE BY PERIOD	Q1	Q2	Q3	Q4	OT	PTS
BILLS	66	57	64	63	0	250
OPPONENTS	113	148	72	121	0	454

SCORING	TD	Ru	Pa	Rt	K-PAT	FG	S	Pts
Bell	8	7	1	0	0/0	0/0	0	48
Dennard	7	0	0	0	0/0	0/0	0	42
Danelo	0	0	0	0	17/17	8/16	0	41
Franklin	4	0	4	0	0/0	0/0	0	24
Nelson	0	0	0	0	14/14	3/5	0	23
Dawkins	2	0	2	0	0/0	0/0	0	12
Hunter	2	0	2	0	0/0	0/0	0	12
Brookins	1	0	1	0	0/0	0/0	0	6
David	1	0	0	1	0/0	0/0	0	6
Dufek	1	1	0	0	0/0	0/0	0	6
Keating	1	0	0	1	0/0	0/0	0	6
Neal	1	1	0	0	0/0	0/0	0	6
Sanford	1	0	0	1	0/0	0/0	0	6
V. Williams	1	0	1	0	0/0	0/0	0	6
Wilson	1	0	0	1	0/0	0/0	0	6
BILLS	31.9	18.4	31.3	11/21				250
OPP	56.19	32.5	56/56	20/28				1 454

SACKS: Talley 5.0, Johnson 3.5, Haslett 3.5, McNanie 3.0, Williams 2.0, Smerlas 2.0, Freeman 2.0, Kush 2.0, Keating 2.0, David 1.0
BILLS: 26.0
OPPONENTS: 60.0

RUSHING	No.	Yds	Avg	Long	TD
Bell	262	1100	4.2	85	7
Neal	49	175	3.6	10	1
Ferguson	19	102	5.4	20	0
Moore	24	84	3.5	21	0
Koffler	10	80	8.0	19	0
V. Williams	18	51	2.8	7	0
Brookins	2	27	13.5	16	0
Dufek	9	22	2.4	13	1
Hunter	1	6	6.0	6	0
Riddick	3	3	1.0	6	0
Franklin	1	-7	-7.0	-7	0
BILLS	398	1643	4.1	85	9
OPP	531	2106	4.0	31+	19

RECEIVING	No.	Yds	Avg	Long	TD
Franklin	69	862	12.5	64+	4
Bell	34	277	8.1	37	1
Hunter	33	331	10.0	30	2
Moore	33	172	5.2	14	0
Dennard	30	417	13.9	68+	7
Riddick	23	276	12.0	38	0
Dawkins	21	295	14.0	37+	2
Brookins	18	318	17.7	70+	1
Neal	9	76	8.4	18	0
Barnett	8	67	8.4	18	0
Brammer	7	49	7.0	12	0
V. Williams	5	46	9.2	32	1
Mosley	4	38	9.5	17	0
White	4	28	7.0	11	0
BILLS	298	3252	10.9	70+	18
OPP	300	3667	12.2	65+	32

INTERCEPTIONS	No.	Yds	Avg	Long	TD
Romes	5	130	26.0	55	0
Freeman	3	45	15.0	45	0
Carpenter	3	11	3.7	11	0
Smerlas	1	25	25.0	25	0
Kush	1	15	15.0	15	0
L. Smith	1	7	7.0	7	0
Bellinger	1	0	0.0	0	0
Talley	1	0	0.0	0	0
BILLS	16	233	14.6	55	0
OPPONENTS	30	416	13.9	59+	4

PUNTING	No	Yds	Avg	Net	TB	In	Lg	B
Kidd	88	3696	42.0	32.7	8	16	63	2
BILLS	90	3696	41.1	32.7	8	16	63	2
OPP	72	2812	39.1	32.2	10	22	69	1

PUNT RETURNS	Ref	FC	Yds	Avg	Long	TD
Wilson	33	8	297	9.0	65+	1
BILLS	33	8	297	9.0	65+	1
OPP	52	10	597	11.5	39	0

KICKOFF RETURNS	No.	Yds	Avg	Long	TD
V. Williams	39	820	21.0	65	0
Wilson	34	576	16.9	36	0
Bell	1	15	15.0	15	0
David	1	6	6.0	6	0
White	1	5	5.0	5	0
BILLS	76	1422	18.7	65	0
OPP	44	958	21.8	59	0

FIELD GOALS	1-19	20-29	30-39	40-49	50+
Nelson	0-0	0-0	1-2	2-3	0-0
Danelo	0-0	5-5	2-4	0-4	1-3
BILLS	0-0	5-5	3-6	2-7	1-3
OPP	0-0	10-10	4-5	4-7	2-6

Danelo: (45N,27G)(52B)(47B,33G)(52G,40N,36G,27G,20G)(23G)(27G,52N,30N)(33N)(42N)
 Nelson: (37N,42G)(34G,43N)(11)(147G)(1)
 OPPONENTS: (1)(23G,47B,47B,53N,21G,52G)(36N)(52N)(52B,43G)(36G,22G)(25G)(45G,45G,40G)(22G)(28G,36G)(21G)(20G,47N)(38G,50N,51G)(28G,21G)(1)(36G)

USUAL STARTERS

OFFENSE

WR	83	Preston Dennard
LT	72	Ken Jones
LG	51	Jim Ritcher
C	53	Will Grant
RG	73	Jon Borchardt
RT	70	Joe Devlin
TE	87	Tony Hunter (8)
	84	Buster Barnett (7)
WR	85	Byron Franklin
FB	34	Booker Moore
RB	28	Greg Bell
QB	12	Joe Ferguson

DEFENSE

LE	77	Ben Williams
NT	76	Fred Smerlas
RE	91	Ken Johnson
OLB	57	Lucius Sanford (7)
	52	Chris Keating (6)
	55	Jim Haslett
ILB	54	Eugene Marve
OLB	56	Darryl Talley
LCB	30	Brian Carpenter
RCB	26	Charles Romes
FS	21	Don Wilson
SS	22	Steve Freeman

PASSING	Att	Cmp	Yds	Cmp%	Yds/Att	TD	TD%	Int	Int%	Long	Sack/Lost	Rating
Ferguson	344	191	1991	55.5	5.79	12	3.9	17	4.9	68+	35/357	63.5
Dufek	150	74	829	49.3	5.53	4	2.7	8	5.3	64+	10/86	52.9
Koffler	93	33	432	35.5	4.65	2	2.2	5	5.4	70+	15/111	35.8
Mosley	1	0	0	0.0	0.00	0	0.0	0	0.0	0	0/0	39.6
BILLS	588	298	3252	50.7	5.53	18	3.1	30	5.1	70+	60/554	56.3
OPPONENTS	495	300	3667	60.6	7.41	32	6.5	16	3.2	65+	26/191	91.5



1985 SEASON STATISTICS

2-14 | 5TH IN AFC EAST | HEAD COACH KAY STEPHENSON & HANK BULLOUGH

Date	W/L	Score	Opponent	Attendance
9/8	L	9-14	San Diego	67,597
9/15	L	3-42	at NY Jets	63,449
9/22	L	14-17	New England	40,334
9/29	L	20-27	Minnesota	45,667
10/6*	L	17-49	at Indianapolis	60,003
10/13	L	3-14	at New England	40,462
10/20	W	21-9	Indianapolis	28,430
10/27	L	17-21	at Philadelphia	60,987
11/3	L	17-23	Cincinnati	25,640
11/10	W	20-0	Houston	21,831
11/17	L	7-17	at Cleveland	50,764
11/24	L	14-23	Miami	50,474
12/1	L	7-40	at San Diego	45,487
12/8	L	7-27	NY Jets	23,122
12/15	L	24-30	at Pittsburgh	35,953
12/22	L	0-28	at Miami	64,811

* Hank Bullough's first game

	BUF	OPP
TOTAL FIRST DOWNS	256	320
Rushing	86	142
Passing	151	159
Penalty	19	19
3rd Down: Made/Att	68/208	100/226
3rd Down Pct.	32.7	44.2
4th Down: Made/Att	7/17	8/14
4th Down: Pct.	41.1	57.1

POSSESSION AVG. 28:21 31:39

	BUF	OPP
TOTAL NET YARDS	4595	5540
Avg. per Game	287.2	346.3
Total Plays	971	1071
Avg. per Play	4.7	5.2

	BUF	OPP
NET YARDS RUSHING	1611	2462
Avg. per Game	100.7	153.9
Total Rushes	412	569

	BUF	OPP
NET YARDS PASSING	2984	3078
Avg. per Game	186.5	192.4
Sacked/Yards Lost	42/347	25/223
Gross Yards	3331	3301
Att./Completions	517/263	477/265
Completion Pct.	50.9	55.6
Had Intercepted	31	20

PUNTS/AVERAGE 92/41.5 81/40.5

NET PUNTING AVG. 35.9 34

PENALTIES/YARDS 132/965 107/870

FUMBLES/BALL LOST 36/21 36/15

	BUF	OPP
TOUCHDOWNS	23	50
Rushing	13	20
Passing	9	24
Returns	1	6

SCORE BY PERIOD	Q1	Q2	Q3	Q4	OT	PTS
BILLS	58	63	41	38	0	200
OPPONENTS	51	144	78	108	0	381

SCORING	TD	Ru	Pa	Rt	K-PAT	FG	S	Pts
Norwood	0	0	0	23	23	13	17	0 62
Bell	9	8	1	0	0/0	0/0	0	0 54
Reed	5	1	4	0	0/0	0/0	0	0 30
Butler	2	0	2	0	0/0	0/0	0	0 12
Cribbs	1	1	0	0	0/0	0/0	0	0 6
Ferragamo	1	1	0	0	0/0	0/0	0	0 6
Mathison	1	1	0	0	0/0	0/0	0	0 6
Metzelaars	1	1	0	0	0/0	0/0	0	0 6
Moore	1	1	0	0	0/0	0/0	0	0 6
Ramson	1	0	1	0	0/0	0/0	0	0 6
D. Wilson	1	0	0	1	0/0	0/0	0	0 6
BILLS	23	13	9	1	23	23	13	17 200
OPP	50	20	24	6	45	50	12	15 381

SACKS: B. Smith 6.5, McNanie 3.0, D. Smith 3.0, Perryman 2.0, Talley 2.0, Sanford 2.0, Johnson 1.5, Williams 1.5, Frazier 1.0, Haslett 1.0, Smerlas 0.5, Others 1.0
BILLS: 25.0
OPPONENTS: 42.0

RUSHING	No.	Yds	Avg	Long	TD
Bell	223	883	4.0	77t	8
Cribbs	122	399	3.3	16	1
Mathison	27	231	8.6	22	1
Steels	4	26	6.5	22	0
Pruitt	7	24	3.4	7	0
Moore	15	23	1.5	4	1
Ferragamo	8	15	1.9	5	1
Hutchison	2	11	5.5	7	0
B. Smith	1	0	0.0	0	0
Reed	3	-1	-0.3	14t	1
BILLS	412	1611	3.9	77t	13
OPP	569	2462	4.3	69	20

RECEIVING	No.	Yds	Avg	Long	TD
Bell	58	576	9.9	49	1
Reed	48	770	18.8	60t	2
Butler	41	770	18.8	60t	2
Ramson	37	369	10.0	43	1
Burkett	21	371	17.7	38	0
Cribbs	18	142	7.9	23	0
Richardson	12	201	16.8	27	0
Metzelaars	12	80	6.7	13	1
Moore	7	44	6.3	9	0
Brookins	3	71	23.7	46	0
Norris	2	30	15.0	18	0
Steels	2	9	4.5	6	0
Teal	1	24	24.0	24	0
V. Williams	1	7	7.0	7	0
BILLS	263	3331	12.7	60t	9
OPP	265	3301	12.5	96t	24

INTERCEPTIONS	No.	Yds	Avg	Long	TD
Romes	7	56	8.0	21	0
Bellinger	2	64	32.0	41	0
D. Wilson	2	23	11.5	23	0
Hill	2	17	8.5	17	0
Bayless	2	10	5.0	10	0
Burroughs	2	7	3.5	7	0
Haslett	1	40	40.0	40	0
Frazier	1	8	8.0	8	0
Johnson	1	0	0.0	0	0
BILLS	20	225	11.3	41	0
OPP	31	418	13.5	75t	4

PUNTING	No.	Yds	Avg	Net	TB	In	Lg	B
Kidd	92	3818	41.5	35.9	4	33	67	0
BILLS	92	3818	41.5	35.9	4	33	67	0
OPP	81	3284	40.5	34.0	12	21	64	1

PUNT RETURNS	Ret	FC	Yds	Avg	Long	TD
D. Wilson	16	5	161	10.1	30	0
Hill	16	1	120	7.5	24	0
Reed	5	0	12	2.4	5	0
E. Wilson	1	0	0	0.0	0	0
BILLS	38	6	293	7.7	30	0
OPP	49	15	438	8.9	85t	1

KICKOFF RETURNS	No.	Yds	Avg	Long	TD
D. Wilson	22	465	21.1	37	0
Steels	20	338	16.9	35	0
Hutchison	12	239	19.9	36	0
Brookins	6	152	25.3	39	0
Richardson	3	69	23.0	31	0
Moore	3	31	10.3	15	0
Teal	1	20	20.0	20	0
V. Williams	1	20	20.0	20	0
BILLS	68	1334	19.6	39	0
OPP	41	798	19.5	53	0

FIELD GOALS	1-19	20-29	30-39	40-49	50+
Norwood	0-0	7-8	2-4	4-5	0-0
BILLS	0-0	7-8	2-4	4-5	0-0
OPP	0-0	5-6	4-4	3-5	0-0

Norwood: [27G,34G,29G]([32G])([49G,28G])
 [45G][47G]([26G][43G,27N][24G,23G])([47N])
 [31N][39N][24G]
 OPPONENTS: ([47N]32G)([20N][41G,27G,38G])([31G])([40G][22G,24G,28G])([41N,26G,31G,45G])

USUAL STARTERS

OFFENSE

WR	80	Jerry Butler
LT	72	Ken Jones
LG	51	Jim Ritcher
C	53	Will Grant
RG	65	Tim Vogler
RT	70	Joe Devlin
TE	87	Eaton Ramson (10)
	88	Pete Metzelaars (6)
WR	83	Andre Reed
FB	34	Booker Moore
RB	28	Greg Bell
QB	5	Vince Ferragamo (9)
	7	Bruce Mathison (7)

DEFENSE

LE	77	Ben Williams
NT	76	Fred Smerlas
RE	78	Bruce Smith
OLB	57	Lucius Sanford
ILB	55	Jim Haslett
ILB	54	Eugene Marve
OLB	52	Guy Frazier
LCB	29	Derrick Burroughs
RCB	26	Charles Romes
FS	43	Martin Bayless
SS	22	Steve Freeman

PASSING	Att	Cmp	Yds	Cmp%	Yds/Att	TD	TD%	Int	Int%	Long	Sack/Lost	Rating
Ferragamo	287	149	1677	51.9	5.84	5	1.7	17	5.9	48	19/135	50.8
Mathison	228	113	1635	49.6	7.17	4	1.8	14	6.2	60t	22/203	53.5
Reich	1	1	19	100.0	19.00	0	0.0	0	0.0	19	0/0	118.8
Bell	1	0	0	0.0	0.00	0	0.0	0	0.0	0	0/0	39.6
Kidd	0	0	0	—	0.00	0	0.0	0	0.0	0	1/9	0.0
BILLS	517	263	3331	50.9	6.44	9	1.7	31	6.0	60t	42/347	52.1
OPPONENTS	477	265	3301	55.6	6.92	24	5.0	20	4.2	96t	25/223	76.5



1986 SEASON STATISTICS

4-12 | 4TH IN AFC EAST | HEAD COACH HANK BULLOUGH & MARV LEVY

Date	W/L Score	Opponent	Attendance
9/7	L 24-28	NY Jets	79,951
9/14	L 33-36(OT)	at Cincinnati	52,714
9/21	W 17-10	St. Louis	65,762
9/28	L 17-20	Kansas City	67,555
10/5	L 13-14	at NY Jets	69,504
10/12	L 14-27	at Miami	49,467
10/19	W 24-13	Indianapolis	50,050
10/26	L 3-23	New England	77,808
11/2	L 28-34	at Tampa Bay	32,806
11/9*	W 16-12	Pittsburgh	72,000
11/16	L 24-34	Miami	76,474
11/23	L 19-22	at New England	60,455
11/30	W 17-14	at Kansas City	31,492
12/7	L 17-21	Cleveland	42,213
12/14	L 14-24	at Indianapolis	52,783
12/21	L 7-16	at Houston	31,409

* Marv Levy's first game

	BUF	OPP
TOTAL FIRST DOWNS	291	334
Rushing	101	100
Passing	152	204
Penalty	38	30
3rd Down: Made/Att	60/185	79/218
3rd Down Pct.	32.4	36.2
4th Down: Made/Att	8/14	12/18
4th Down: Pct.	57.1	66.7

POSSESSION AVG. 28:02 31:58

	5017	5523
TOTAL NET YARDS	5017	5523
Avg. per Game	313.6	345.2
Total Plays	963	1071
Avg. per Play	5.2	5.2

	1654	1721
NET YARDS RUSHING	1654	1721
Avg. per Game	103.4	107.6
Total Rushes	419	465

	3363	3802
NET YARDS PASSING	3363	3802
Avg. per Game	210.2	237.6
Sacked/Yards Lost	45/334	36/267
Gross Yards	3697	4069
Att./Completions	499/294	570/343
Completion Pct.	58.9	60.2
Had Intercepted	19	10

PUNTS/AVERAGE 75/40.4 83/38.1

NET PUNTING AVG. 34.5 33.4

PENALTIES/YARDS 121/878 128/1098

FUMBLES/BALL LOST 40/20 19/8

	34	40
TOUCHDOWNS	34	40
Rushing	9	18
Passing	22	21
Returns	3	1

SCORE BY PERIOD	Q1	Q2	Q3	Q4	OT	PTS
BILLS	51	87	71	78	0	287
OPPONENTS	70	91	69	115	0	348

SCORING	TD	R	Pa	Rt	K-PAT	FG	S	Pts
Norwood	0	9	0	32	3/4	17/27	0	83
Reed	7	0	7	0	0/0	0/0	0	42
Bell	6	4	2	0	0/0	0/0	0	36
Riddick	5	4	1	0	0/0	0/0	0	30
Burkett	4	0	4	0	0/0	0/0	0	24
Metzelaars	4	0	3	1	0/0	0/0	0	24
Butler	2	0	2	0	0/0	0/0	0	12
Bellinger	1	0	0	1	0/0	0/0	0	6
Byrum	1	0	1	0	0/0	0/0	0	6
Harmon	1	0	1	0	0/0	0/0	0	6
Moore	1	1	0	0	0/0	0/0	0	6
Pitts	1	0	0	1	0/0	0/0	0	6
BILLS	33	9	22	2	23/34	17/27	0	287
OPP	40	18	21	1	38/40	22/33	2	384

SACKS: B. Smith 15.0, McNanie 6.5, Talley 3.0, Marve 2.5, Smerlas 2.0, Bayless 1.0, Cumby 1.0, Drane 1.0, Frazier 1.0, Hamby 1.0, Prater 1.0, Sanford 1.0
BILLS: 36.0
OPPONENTS: 45.0

RUSHING	No.	Yds	Avg	Long	TD
Riddick	150	632	4.2	41t	4
Bell	90	377	4.2	42	4
Kelly	41	199	4.9	20	0
Harmon	54	172	3.2	38	0
Byrum	38	156	4.1	18	0
Moore	33	104	3.2	14	1
Wilkins	3	18	6.0	11	0
King	4	10	2.5	7	0
Kidd	1	0	0.0	0	0
Broughton	1	-6	-6.0	-6	0
Reed	3	-8	-2.7	4	0
BILLS	419	1654	3.9	42	9
OPP	465	1721	3.7	45t	18

RECEIVING	No.	Yds	Avg	Long	TD
Reed	53	739	13.9	55t	7
Metzelaars	49	485	9.9	44t	3
Riddick	49	468	9.6	31t	1
Burkett	34	778	22.9	84t	4
Moore	23	184	8.0	27	0
Harmon	22	185	8.4	27	1
Butler	15	302	20.1	53	2
Byrum	13	104	8.0	17	1
Bell	12	142	11.8	40t	2
Wilkins	8	74	9.3	26	0
Teal	6	60	10.0	20	1
Rolle	4	56	14.0	20	0
Broughton	3	71	23.7	57	0
Richardson	3	49	16.3	32	0
BILLS	294	3697	12.6	84t	22
OPP	343	4069	11.9	71t	21

INTERCEPTIONS	No.	Yds	Avg	Long	TD
Romes	4	23	5.8	23	0
Burroughs	2	49	24.5	41	0
Bellinger	1	14	14.0	14	0
Smerlas	1	3	3.0	3	0
Bayless	1	0	0.0	0	0
Freeman	1	0	0.0	0	0
BILLS	10	89	8.9	41	0
OPP	19	284	14.9	69	0

PUNTING	No	Yds	Avg	Net	TB	In	Lg	B
Kidd	75	3031	40.4	34.5	9	14	57	0
BILLS	75	3031	40.4	34.5	9	14	57	0
OPP	83	3162	38.1	33.4	7	31	64	1

PUNT RETURNS	Ret	FC	Yds	Avg	Long	TD
Pitts	18	11	194	10.8	49t	1
Broughton	12	2	53	4.4	13	0
Hill	1	0	0	0.0	0	0
Richardson	1	0	0	0.0	0	0
BILLS	32	13	247	7.7	49t	1
OPP	32	12	260	8.1	17	0

KICKOFF RETURNS	No.	Yds	Avg	Long	TD
Harmon	18	321	17.8	32	0
Tasker	9	148	16.4	24	0
Broughton	11	243	22.1	39	0
Riddick	8	200	25.0	49	0
Richardson	6	123	20.5	28	0
Bellinger	2	32	16.0	16	0
Pitts	1	7	7.0	7	0
BILLS	55	1074	19.5	49	0
OPP	56	1157	20.7	44	0

FIELD GOALS	1-19	20-29	30-39	40-49	50+
Norwood	1-1	6-6	7-7	3-8	0-5
BILLS	1-1	6-6	7-7	3-8	0-5
OPP	0-0	9-9	4-8	5-12	4-4

Norwood: (19G)(20G,44G)(35G)(52N,32G)(23G,32G)(60N)(37G,50B,46N)(53N,26G)(1)(29G)(39G)(48G,34G,33G,28G)(47G,47N)(22G,44N)(46N)(53N,42B)
 OPPONENTS: () (51G,20G)(49N,30N,27G)(24G,46G)() (25G,36G,49N)(37N,46G,44G)(31G,47N,27G,26G)(49G,26G,49N)() (46B,52G,36G)(37G,47G)(41N,44N)() (32N,30N,52G)(26G,51G,22G)

USUAL STARTERS	OFFENSE
WR	85 Chris Burkett
LT	72 Ken Jones
LG	51 Jim Ritcher
C	67 Kent Hull
RG	73 Will Wolford
RT	70 Joe Devlin
TE	88 Pete Metzelaars
WR	83 Andy Reed
FB	42 Rick Moore
RB	40 Robb Riddick (8)
	28 Greg Bell (6)
QB	12 Jim Kelly

DEFENSE	
LE	95 Sean McNanie
NT	76 Fred Smerlas
RE	78 Bruce Smith
OLB	57 Lucius Sanford (8)
	52 Guy Frazier (7)
ILB	58 George Cumby (9)
	50 Ray Bentley (7)
ILB	54 Eugene Marve
OLB	56 Darryl Talley
LCB	36 Rodney Bellinger
RCB	26 Charles Romes
FS	22 Steve Freeman
SS	43 Martin Bayless

PASSING	Att	Cmp	Yds	Cmp%	Yds/Att	TD	TD%	Int	Int%	Long	Sack/Lost	Rating
Kelly	480	285	3593	59.4	7.49	22	4.6	17	3.5	84t	43/330	83.3
Reich	19	9	104	47.4	5.47	0	0.0	2	10.5	37	2/4	24.8
BILLS	499	294	3697	58.9	7.41	22	4.4	19	3.8	84t	45/334	80.9
OPPONENTS	570	343	4069	60.2	7.14	21	3.7	10	1.8	71t	36/267	86.9



1988 SEASON STATISTICS

12-4 | 1ST IN AFC EAST | HEAD COACH MARV LEVY

Date	W/L Score	Opponent	Attendance
9/4	W 13-10	Minnesota	76,783
9/11	W 9-6	Miami	79,520
9/18	W 16-14	at New England	55,945
9/25	W 36-28	Pittsburgh	78,735
10/2	L 3-24	at Chicago	62,793
10/9	W 34-23	Indianapolis	76,018
10/17	W 37-14	at NY Jets	70,218
10/23	W 23-20	New England	76,824
10/30	W 28-0	Green Bay	79,176
11/6	W 13-3	at Seattle	61,074
11/14	W 31-6	at Miami	67,091
11/20	W 9-6 (OT)	NY Jets	78,389
11/27	L 21-35	at Cincinnati	58,672
12/4	L 5-10	at Tampa Bay	49,498
12/11	W 37-21	LA Raiders	77,348
12/18	L 14-17	at Indianapolis	59,908

AFC DIVISIONAL PLAYOFF		
1/1	W 17-10	Houston
AFC CHAMPIONSHIP GAME		
1/8	L 10-21	at Cincinnati

	BUF	OPP
TOTAL FIRST DOWNS	313	299
Rushing	137	114
Passing	161	146
Penalty	15	39
3rd Down: Made/Att	88/207	69/192
3rd Down Pct.	42.5	35.9
4th Down: Made/Att	9/13	6/17
4th Down: Pct.	69.2	35.3

POSSESSION AVG.	29:54	30:06
-----------------	-------	-------

TOTAL NET YARDS	
5315	4578
Avg. per Game	332.2
Total Plays	1012
Avg. per Play	5.3

NET YARDS RUSHING	
2133	1854
Avg. per Game	133.3
Total Rushes	528

NET YARDS PASSING	
3182	2724
Avg. per Game	198.9
Sacked/Yards Lost	30/229
Gross Yards	3411
Att./Completions	454/271
Completion Pct.	59.7
Had Intercepted	17

PUNTS/AVERAGE	62/39.5	75/39.7
---------------	---------	---------

NET PUNTING AVG.	35.3	34.5
------------------	------	------

PENALTIES/YARDS	109/824	90/713
-----------------	---------	--------

FUMBLES/BALL LOST	26/16	28/17
-------------------	-------	-------

TOUCHDOWNS	
33	29
Rushing	15
Passing	15
Returns	3

SCORE BY PERIOD											
Q1	Q2	Q3	Q4	OT	PTS						
BILLS	71	83	81	91	3	329					
OPPONENTS	44	104	27	62	0	237					

SCORING										
TD	Ru	Pa	Rt	K-PAT	FG	S	Pts			
Norwood	0	0	0	33/33	32/37	0	129			
Riddick	13	12	1	0/0	0/0	0	84			
Reed	6	0	0	0/0	0/0	0	36			
Harmon	4	1	3	0/0	0/0	0	24			
Rolle	2	0	2	0/0	0/0	0	12			
Thomas	2	2	0	0/0	0/0	0	12			
Burkett	1	0	1	0/0	0/0	0	6			
F. Johnson	1	0	1	0/0	0/0	0	6			
Kelso	1	0	0	0/0	0/0	0	6			
Metzelaars	1	0	1	0/0	0/0	0	6			
Seals	1	0	0	0/0	0/0	0	6			
B. Smith	0	0	0	0/0	0/0	1	2			
BILLS	33	15	15	33/33	32/37	1	329			
OPP	29	14	14	27/29	12/24	0	237			

SACKS: B. Smith 11.0, Bennett 9.5, Still 6.0, Wright 5.0, Smerlas 4.0, Talley 2.5, Seals 2.0, Conlan 1.5, Radevic 1.5, Bentley 1.0, Garner 1.0, L. Smith 1.0.
BILLS: 46.0, **OPPONENTS:** 30.0

RUSHING					
No.	Yds	Avg	Long	TD	
Thomas	207	881	4.3	37f	2
Riddick	111	438	3.9	21	12
Mueller	81	296	3.7	20	0
Harmon	57	212	3.7	32	1
Kelly	35	154	4.4	20	0
Byrum	28	91	3.3	11	0
Reed	6	64	10.7	36	0
Reich	3	-3	-1.0	-1	0
BILLS	528	2133	4.0	37f	15
OPP	477	1854	3.9	58f	14

RECEIVING					
No.	Yds	Avg	Long	TD	
Reed	71	968	13.6	65f	6
T. Johnson	37	514	13.9	49	0
Harmon	37	427	11.5	36	3
Metzelaars	33	438	13.3	35	1
Riddick	30	282	9.4	26	1
Burkett	23	354	15.4	34	1
Thomas	18	208	11.6	34	0
F. Johnson	9	170	18.9	66f	1
Mueller	8	42	5.3	17	0
Rolle	2	3	1.5	2f	2
Byrum	2	0	0.0	3	0
Kelly	1	5	5.0	5	0
BILLS	271	3411	12.6	66f	15
OPP	250	3046	12.2	63f	14

INTERCEPTIONS					
No.	Yds	Avg	Long	TD	
Kelso	7	180	25.7	78f	1
Bennett	2	30	15.0	30	0
L. Smith	1	14	14.0	14	0
Cocroft	1	17	17.0	17	0
Davis	1	3	3.0	3	0
Bentley	1	0	0.0	0	0
Conlan	1	0	0.0	0	0
Odomes	1	0	0.0	0	0
BILLS	15	244	16.3	78f	1
OPP	17	202	11.9	40f	1

PUNTING					
No.	Yds	Avg	Net	TB	In
Kidd	62	2451	39.5	35.3	2
BILLS	62	2451	39.5	35.3	2
OPP	75	2977	39.7	34.5	12

PUNT RETURNS					
Ret	FC	Yds	Avg	Long	TD
F. Johnson	16	3	72	4.5	16
Tucker	10	5	80	8.0	24
BILLS	26	8	152	5.8	24
OPP	36	10	222	6.2	18

KICKOFF RETURNS					
No.	Yds	Avg	Long	TD	
Tucker	15	310	20.7	30	0
F. Johnson	14	250	17.9	24	0
Harmon	11	249	22.6	37	0
Riddick	6	100	16.7	23	0
Byrum	2	9	4.5	9	0
Pike	1	5	5.0	5	0
Rolle	1	12	12.0	12	0
BILLS	50	935	18.7	37	0
OPP	69	1117	16.2	30	0

FIELD GOALS					
1-19	20-29	30-39	40-49	50+	
Norwood	1-1	10-10	15-16	6-9	0-1
BILLS	1-1	10-10	15-16	6-9	0-1
OPP	0-0	5-7	3-4	3-8	1-5

Norwood: (27G, 42N, 26G)(41G, 35G, 28G)
 (38G, 44G, 41G)(38G, 39G, 39G, 48G, 49G)(28G, 46N)
 (52N, 45G, 19G)(30G, 34G, 28G)(30G, 35G, 33G)()
 (27G, 23G)(30G, 39N)(47N, 25G, 26G, 30G)(30G)
 (30G, 30G, 22G)
 OPPONENTS: (42N, 30G)(31G, 27G, 50N)()
 (49N)(22G)(31G, 49N, 40G, 22G)() (25N, 52N,
 39N)() (41G)() (23G, 40G, 40N)(51N)(29G, 29N)(53N,
 52G, 48N)

USUAL STARTERS		
OFFENSE		
WR	86	Trumaine Johnson (9)
	85	Chris Burkett (7)
LT	73	Will Wolford
LG	51	Jim Ritcher
C	67	Kent Hull
RG	65	Tim Vogler
RT	70	Joe Devlin
TE	88	Pete Metzelaars
WR	83	Andre Reed
FB	39	Jamie Mueller
RB	34	Thurman Thomas
QB	12	Jim Kelly

DEFENSE		
LE	72	Art Still
NT	76	Fred Smerlas
RE	78	Bruce Smith
LOLB	55	Cornelius Bennett
LILB	58	Shane Conlan
RILB	50	Ray Bentley
ROLB	56	Darryl Talley
LCB	29	Derrick Burroughs
RCB	37	Nate Odomes
FS	38	Mark Kelso
SS	46	Leonard Smith

PASSING	Att	Cmp	Yds	Cmp%	Yds/Att	TD	TD%	Int	Int%	Long	Sack/Lost	Rating
Kelly	452	269	3380	59.5	7.48	15	3.3	17	3.8	66f	30/229	78.2
Riddick	2	2	31	100.0	15.50	0	0.0	0	0.0	26	0/0	118.8
BILLS	454	271	3411	59.7	7.51	15	3.3	17	3.7	66f	30/229	78.5
OPPONENTS	448	250	3046	55.8	6.80	14	3.1	15	3.3	63f	46/322	73.4



1989 SEASON STATISTICS

9-7 | 1ST IN AFC EAST | HEAD COACH MARV LEVY

Date	W/L Score	Opponent	Attendance
9/10	W 27-24	at Miami	54,541
9/18	L 14-28	Denver	78,176
9/24	W 47-41 (OT)	at Houston	57,278
10/1	W 31-10	New England	78,921
10/8	L 14-37	at Indianapolis	58,890
10/16	W 23-20	LA Rams	76,231
10/22	W 34-3	NY Jets	76,811
10/29	W 31-17	Miami	80,208
11/5	L 28-30	at Atlanta	45,267
11/12	W 30-7	Indianapolis	79,256
11/19	L 24-33	at New England	49,663
11/26	W 24-7	Cincinnati	80,074
12/4	L 16-17	at Seattle	57,682
12/10	L 19-22	New Orleans	70,037
12/17	L 10-21	at San Francisco	60,927
12/23	W 37-0	at NY Jets	21,148

AFC DIVISIONAL PLAYOFF

1/6 L 30-34 at Cleveland 77,706

	BUF	OPP
TOTAL FIRST DOWNS	334	299
Rushing	136	117
Passing	177	156
Penalty	21	26
3rd Down: Made/Att	86/203	75/213
3rd Down Pct.	42.4	35.2
4th Down: Made/Att	4/8	7/15
4th Down: Pct.	50.0	46.7

POSSESSION AVG.

30:12 29:48

TOTAL NET YARDS

5853 5046

Avg. Per Game 365.8 315.4

Total Plays 1045 1030

Avg. Per Play 5.6 4.9

NET YARDS RUSHING

2264 1840

Avg. Per Game 141.5 115.0

Total Rushes 532 484

NET YARDS PASSING

3589 3206

Avg. Per Game 224.3 200.4

Sacked/Yards Lost 35/242 38/289

Gross Yards 3831 3495

Att./Completions 478/281 508/255

Completion Pct. 58.8 50.2

Had Intercepted 20 23

PUNTS/AVERAGE

67/38.3 75/38.3

NET PUNTING AVG.

32.2 32.1

PENALTIES/YARDS

103/831 87/616

FUMBLES/BALL LOST

30/21 31/13

TOUCHDOWNS

49 34

Rushing 15 15

Passing 32 14

Returns 2 5

SCORE BY PERIOD

	Q1	Q2	Q3	Q4	OT	PTS
BILLS	59	117	92	135	6	409
OPP	62	44	88	123	0	317

SCORING

	TD	Ru	Pa	Rt	K-PAT	FG	S	PTS
Norwood	0	0	0	0	46/48	23/30	0	115
Thomas	12	6	6	0	0/0	0/0	0	72
Reed	9	0	0	0	0/0	0/0	0	54
Kinnebrew	6	6	0	0	0/0	0/0	0	36
Harmon	4	0	4	0	0/0	0/0	0	24
K. Davis	3	1	2	0	0/0	0/0	0	18
Loflon	3	0	3	0	0/0	0/0	0	18
Beebe	2	0	2	0	0/0	0/0	0	12
Kelly	2	0	2	0	0/0	0/0	0	12
McKellar	2	0	2	0	0/0	0/0	0	12
Metzelaars	2	0	2	0	0/0	0/0	0	12
Jackson	1	0	1	0	0/0	0/0	0	6
Johnson	1	0	1	0	0/0	0/0	0	6
Kelso	1	0	1	0	0/0	0/0	0	6
Rolle	1	0	1	0	0/0	0/0	0	6
BILLS	49	15	32	2	46/48	23/30	0	409
OPP	34	15	14	5	33/34	26/37	1	317

SACKS:

B. Smith 13.0, Talley 6.0, Bennett 5.5, Seals 4.0, Wright 3.0, Radevic 4.5, Burroughs 1.0, Cofield 1.0, Conlan 1.0, Odomes 1.0, Smerlas 1.0
BILLS: 38.0 OPPONENTS: 35.0

RUSHING

	No.	Yds	Avg	Long	TD
Thomas	298	1244	4.2	38	6
Kinnebrew	131	533	4.1	25	6
K. Davis	29	149	5.1	21	1
Kelly	29	137	4.7	19	2
Harmon	17	99	5.8	24	0
Mueller	16	44	2.8	9	0
Reed	2	31	15.5	23	0
Gelbaugh	1	-3	-3.0	-3	0
BILLS	532	2264	4.3	38	15
OPP	484	1840	3.8	33	15

RECEIVING

	No.	Yds	Avg	Long	TD
Reed	88	1312	14.9	78t	9
Thomas	60	669	11.2	74t	6
Harmon	29	363	12.5	42t	4
Johnson	25	303	12.1	36	1
McKellar	20	341	17.1	39t	2
Metzelaars	18	179	9.9	23	2
Beebe	17	317	18.6	63t	2
Loflon	8	166	20.8	47	3
K. Davis	6	92	15.3	29	2
Kinnebrew	5	60	12.0	18	0
Burkett	3	20	6.7	9	0
Mueller	1	8	8.0	8	0
Rolle	1	1	1.0	1t	1
BILLS	281	3831	13.6	78t	32
OPP	255	3495	13.7	78t	14

INTERCEPTIONS

	No.	Yds	Avg	Long	TD
Kelso	6	101	16.8	43	0
Odomes	5	20	4.0	13	0
L. Smith	2	46	23.0	24	0
Jackson	2	43	21.5	40t	1
Bennett	2	5	2.5	6	0
Drane	1	25	25.0	25	0
Bailey	1	16	16.0	16	0
Still	1	10	10.0	10	0
Sutton	1	3	3.0	3	0
Conlan	1	0	0.0	0	0
Wright	1	0	0.0	0	0
BILLS	23	269	11.7	43	1
OPP	20	364	18.2	80t	2

PUNTING

	No.	Yds	Avg	Net	TB	In	Lg	B
Kidd	65	3564	39.4	32.2	9	15	60	2
BILLS	67	3564	38.3	32.2	9	15	60	2
OPP	75	2870	38.3	32.1	8	18	59	0

PUNT RETURNS

	Ret	FC	Yds	Avg	Long	TD
Sutton	26	9	231	8.9	26	0
Tucker	6	3	63	10.5	14	0
Johnson	1	0	7	7.0	7	0
BILLS	33	12	301	9.1	26	0
OPP	25	15	227	9.1	25	0

KICKOFF RETURNS

	No.	Yds	Avg	Long	TD
Harmon	18	409	22.7	49	0
Beebe	16	353	22.1	85	0
Tucker	10	166	16.6	23	0
K. Davis	3	52	17.3	20	0
Rolle	2	20	10.0	14	0
Tasker	2	39	19.5	20	0
Jackson	1	0	0.0	0	0
Mueller	1	19	19.0	19	0
BILLS	53	1058	20.0	85	0
OPP	75	1187	15.8	40	0

FIELD GOALS

	1-19	20-29	30-39	40-49	50+
Norwood	0-0	5-6	8-9	10-15	0-0
BILLS	0-0	5-6	8-9	10-15	0-0
OPP	0-0	10-11	9-11	4-8	3-7

Norwood: [34G, 37G][43N][43G, 26G][36G][40N][38G, 47G, 40G][37N, 38G, 27G][45G, 43N][142G, 40G, 42N, 32G][24N, 31G][24G][32G, 40G, 43G, 48N][43G, 48G][23G][26G]
OPPONENTS: [29G][22G, 33G, 46G, 24G][26G, 47N, 52G, 37N][35G, 37N][32G, 46G, 25G][34G, 36G][52N, 41G][45G][45N, 54G, 26G, 50G][134G, 24G, 34G, 38G][129G, 50N, 53N][41N, 31G, 26G, 50N, 22G][44N][29N]

USUAL STARTERS

OFFENSE

WR	83	Andre Reed
TE	84	Keith McKeller
LT	73	Will Wolford
LG	51	Jim Ritcher
C	67	Kent Hull
RG	70	Joe Devlin
RT	75	Howard Ballard
TE	88	Pete Metzelaars
FB	28	Larry Kinnebrew
RB	34	Thurman Thomas
QB	12	Jim Kelly

DEFENSE

LE	72	Art Stiller
NT	76	Fred Smerlas
RE	78	Bruce Smith
LOLB	55	Cornelius Bennett
LILB	58	Shane Conlan (9)
	97	Scott Radevic (7)
RILB	50	Ray Bentley
ROLB	56	Darryl Talley
LCB	47	Kirby Jackson
RCB	37	Nate Odomes
FS	38	Mark Kelso
SS	46	Leonard Smith

PASSING

	Att	Cmp	Yds	Cmp%	Yds/Att	TD	TD%	Int	Int%	Long	Sack/Lost	Rating
Kelly	391	228	3130	58.3	8.01	25	6.4	18	4.6	78t	30/216	86.2
Reich	87	53	701	60.9	8.06	7	8.0	2	2.3	63t	4/24	103.7
Johnson	0	0	0	0.0	0.00	0	0.0	0	0.0	0	1/2	0.0
BILLS	478	281	3831	58.8	8.01	32	6.7	20	4.2	78t	35/242	89.3
OPPONENTS	508	255	3495	50.2	6.88	14	2.8	23	4.5	78t	38/289	62.9



1990 SEASON STATISTICS

13-3 | 1ST IN AFC EAST | AFC CHAMPIONS | HEAD COACH MARV LEVY

Date	W/L Score	Opponent	Attendance
9/9	W 26-10	Indianapolis	78,899
9/16	L 7-30	at Miami	68,142
9/24	W 30-7	at NY Jets	69,927
9/30	W 29-28	Denver	74,393
10/7	W 38-24	LA Raiders	80,076
10/21	W 30-27	NY Jets	79,002
10/28	W 27-10	at New England	51,959
11/4	W 42-0	at Cleveland	78,331
11/11	W 45-14	Phoenix	74,904
11/18	W 14-0	New England	74,720
11/26	L 24-27	at Houston	60,130
12/2	W 30-23	Philadelphia	79,320
12/9	W 31-7	at Indianapolis	53,268
12/15	W 17-13	at NY Giants	66,893
12/23	W 24-14	Miami	80,235
12/30	L 14-29	at Washington	52,397

AFC DIVISIONAL PLAYOFF
1/12 W 44-34 Miami 77,087

AFC CHAMPIONSHIP GAME
1/20 W 51-3 LA Raiders 80,324

SUPER BOWL XXV, TAMPA STADIUM
1/27 L 19-20 NY Giants 73,813

TOTAL FIRST DOWNS	BUF	OPP
Rushing	123	105
Passing	161	159
Penalty	18	24
3rd Down: Made/Att	82/186	89/208
3rd Down Pct.	44.1	42.8
4th Down: Made/Att	5/11	10/19
4th Down: Pct.	45.5	52.6

POSSESSION AVG.	28:39	31:21
TOTAL NET YARDS	5276	4607
Avg. Per Game	329.8	287.9
Total Plays	931	981
Avg. Per Play	5.7	4.7

NET YARDS RUSHING	2080	1808
Avg. Per Game	130	113
Total Rushes	479	483

NET YARDS PASSING	3196	2799
Avg. Per Game	199.8	174.9
Sacked/Yards Lost	27/208	43/326
Gross Yards	3404	3125
Att./Completions	425/263	455/254
Completion Pct.	61.9	55.8
Had Intercepted	11	18

PUNTS/AVERAGE	58/39.3	66/38.2
---------------	---------	---------

NET PUNTING AVG.	33.6	34.0
------------------	------	------

PENALTIES/YARDS	92/683	107/839
-----------------	--------	---------

FUMBLES/BALL LOST	17/10	33/17
-------------------	-------	-------

TOUCHDOWNS	53	30
Rushing	20	13
Passing	28	17
Returns	5	0

SCORE BY PERIOD	Q1	Q2	Q3	Q4	OT	PTS
BILLS	83	116	69	160	0	428
OPP	55	74	72	62	0	263

SCORING	TD	Ru	Pa	Rt	K-PAT	FG	S	Pts
Norwood	0	0	0	0	50/53	20/29	0	110
Thomas	13	11	2	0	0/0	0/0	0	78
Reed	8	0	8	0	0/0	0/0	0	48
K. Davis	5	4	1	0	0/0	0/0	0	30
McKellar	5	0	5	0	0/0	0/0	0	30
Lofton	4	0	4	0	0/0	0/0	0	24
Mueller	3	2	1	0	0/0	0/0	0	18
Rolle	3	0	3	0	0/0	0/0	0	18
D. Smith	2	2	0	0	0/0	0/0	0	12
Tasker	2	0	2	0	0/0	0/0	0	12
Beebe	1	0	1	0	0/0	0/0	0	6
Bennett	1	0	0	1	0/0	0/0	0	6
Kinnebrew	1	0	0	0	0/0	0/0	0	6
Metzelaars	1	0	1	0	0/0	0/0	0	6
Odomes	1	0	0	1	0/0	0/0	0	6
L. Smith	1	0	0	1	0/0	0/0	0	6
Talley	1	0	0	1	0/0	0/0	0	6
Williams	1	0	0	1	0/0	0/0	0	6
BILLS	53	20	28	5	50/53	20/29	428	
OPP	30	13	17	0	29/30	18/24	263	

SACKS: B. Smith 19.0, Wright 5.0, Bennett 4.0, Seals 4.0, Talley 4.0, Bailey 2.0, Lodish 2.0, Conlan 1.0, Hicks 1.0, Garner 0.5, Patton 0.5.

BILLS: 43.0, **OPPONENTS:** 27.0

RUSHING	No.	Yds	Avg	Long	TD
Thomas	271	1297	4.8	80†	11
K. Davis	64	302	4.7	47	4
Mueller	59	207	3.5	20	2
D. Smith	20	82	4.1	13	2
Kelly	22	63	2.9	15	0
Gardner	15	41	2.7	14	0
Reich	15	24	1.6	9	0
Beebe	1	23	23.0	23	0
Reed	3	23	7.7	26	0
Kinnebrew	9	18	2.0	4	1
BILLS	479	2080	4.3	80†	20
OPP	483	1808	3.7	51	13

RECEIVING	No.	Yds	Avg	Long	TD
Reed	71	945	13.3	56†	8
Thomas	49	532	10.9	63	2
Lofton	35	712	20.3	71	4
McKellar	34	464	13.6	43	5
D. Smith	21	225	10.7	39	0
Mueller	16	106	6.6	30	1
Beebe	11	221	20.1	49	1
Metzelaars	10	60	6.0	12	1
K. Davis	9	78	8.7	16	1
Rolle	3	6	2.0	3†	3
Tasker	2	44	22.0	24†	2
Edwards	2	11	5.5	6	0
BILLS	263	3404	12.9	71	28
OPP	254	3125	12.3	95†	17

INTERCEPTIONS	No.	Yds	Avg	Long	TD
Jackson	3	16	5.3	14	0
Talley	2	60	30.0	60†	1
L. Smith	2	39	19.5	39†	1
Hagy	2	23	11.5	23	0
Kelso	2	0	0.0	0	0
Williams	2	0	0.0	0	0
Bentley	1	13	13.0	13	0
Hicks	1	0	0.0	0	0

Odomes	1	0	0.0	0	0
Pool	1	0	0.0	0	0
Seals	1	0	0.0	0	0
BILLS	18	151	8.4	60†	2
OPP	11	156	14.2	61	0

PUNTING	No.	Yds	Avg	Net	Tb	In	Lg	B
Tuten	53	2107	39.8	34.2	12	55	0	0
Nies	5	174	34.8	27.4	0	0	39	0
BILLS	58	2281	39.3	33.6	4	12	55	0
OPP	66	2523	38.2	34.0	5	18	61	3

PUNT RETURNS	Ret	FC	Yds	Avg	Long	TD
Edwards	14	5	92	6.6	16	0
Hale	10	4	76	7.6	25	0
Odomes	1	0	9	9.0	9	0
BILLS	25	9	177	7.1	25	0
OPP	31	12	251	8.1	21	0

KICKOFF RETURNS	No.	Yds	Avg	Long	TD
D. Smith	32	643	20.1	38	0
Edwards	11	256	23.3	54	0
Beebe	6	119	19.8	27	0
Rolle	2	22	11.0	11	0
BILLS	51	1040	20.4	54	0
OPP	73	1129	15.5	35	0

FIELD GOALS	1-19	20-29	30-39	40-49	50+
Norwood	0-0	9-11	5-8	6-10	0-0
BILLS	0-0	9-11	5-8	6-10	0-0
OPP	2-2	9-12	5-6	2-3	0-1

Norwood : (29G,44N,31G,37G,43N,47G)() (24N,48G,42G,27G)(37N,37G,48N)(23G) (29G,24N)(35G,35G)(42N)(25G)(30N)(43G) (43G,21G,45G,36N)(25G)(29G)(21G)()

OPPONENTS: (24G,29N)(23G,29G,48G)() (49N,24N)(50N,19G)(28G,25G)(32G) () (35N)(25G,36G)(32G) () (23G,22G)(28N) (37G,24G,19G,43G,32G)

USUAL STARTERS

OFFENSE		
WR	80	James Lofton
LT	69	Will Wolford
LG	51	Jim Ritcher
C	67	Kent Hull
RG	65	John Davis
RT	75	Howard Ballard
TE	84	Keith McKellar
WR	83	Andre Reed
FB	39	Jamie Mueller
RB	34	Thurman Thomas
QB	12	Jim Kelly

DEFENSE

LE	96	Leon Seals
NT	91	Jeff Wright
RE	78	Bruce Smith
LOLB	55	Cornelius Bennett
LILB	58	Shane Conlan
RILB	50	Ray Bentley (9)
SS	54	Carlton Bailey (6)
ROLB	56	Darryl Talley
LCB	47	Kirby Jackson
RCB	37	Nate Odomes
FS	22	John Hagy
SS	46	Leonard Smith

PASSING	Att	Cmp	Yds	Cmp%	Yds/Att	TD	TD%	Int	Int%	Long	Sack/Lost	Rating
Kelly	480	285	3593	59.4	7.49	22	4.6	17	3.5	84†	43/330	83.3
Reich	19	9	104	47.4	5.47	0	0.0	2	10.5	37†	2/4	24.8
BILLS	499	294	3697	58.9	7.41	22	4.4	19	3.8	84†	45/334	80.9
OPPONENTS	570	343	4069	60.2	7.14	21	3.7	10	1.8	71†	36/267	86.9



1991 SEASON STATISTICS

13-3 | 1ST IN AFC EAST | AFC CHAMPIONS | HEAD COACH MARV LEVY

Date	W/L Score	Opponent	Attendance
9/1	W 35-31	Miami	80,252
9/8	W 52-34	Pittsburgh	79,545
9/15	W 23-20	at NY Jets	65,309
9/22	W 17-10	at Tampa Bay	57,323
9/29	W 35-20	Chicago	80,366
10/7	L 6-33	at Kansas City	76,120
10/13	W 42-6	Indianapolis	79,015
10/21	W 35-16	Cincinnati	80,131
11/3	W 22-17	New England	78,278
11/10	W 34-24	at Green Bay	52,175
11/18	W 41-27	at Miami	71,062
11/24	L 13-16	at New England	47,053
12/1	W 24-13	NY Jets	80,243
12/8	W 30-27 (OT)	at LA Raiders	85,081
12/15	W 35-7	at Indianapolis	48,286
12/22	L 14-17(OT)	Detroit	78,059

AFC DIVISIONAL PLAYOFF

1/5 W 37-14 Kansas City 80,182

AFC CHAMPIONSHIP GAME

1/12 W 10-7 Denver 80,272

SUPER BOWL XXVI, METRODOME

1/26 L 24-37 Washington 63,130

TOTAL FIRST DOWNS

Rushing	128	138
Passing	208	166
Penalty	23	31
3rd Down: Made/Att	90/191	74/218
3rd Down Pct.	47.1	33.9
4th Down: Made/Att	4/12	8/20
4th Down Pct.	33.3	40.0

POSSESSION AVG.

26:04 33:56

TOTAL NET YARDS

Avg. Per Game	390.8	341.1
Total Plays	1056	1086
Avg. Per Play	5.9	5.0

NET YARDS RUSHING

Avg. Per Game	148.8	127.8
Total Rushes	505	519

NET YARDS PASSING

Avg. Per Game	241.9	213.4
Sacked/Yards Lost	35/269	31/246
Gross Yards	4140	3660
Att./Completions	516/332	536/299
Completion Pct.	64.3	55.8
Had Intercepted	19	23

PUNTS/AVERAGE

54/38.6 70/39.1

NET PUNTING AVG.

36.1 33.4

PENALTIES/YARDS

114/870 109/933

FUMBLES/BALL LOST

25/16 26/14

TOUCHDOWNS

Rushing	58	34
Passing	16	20
Returning	39	12
Returns	3	2

SCORE BY PERIOD Q1 Q2 Q3 Q4 OT PTS

BILLS	82	130	106	137	3	458
OPP	40	87	92	96	3	318

SCORING TD Ru Pa Rt K-PAT FG S Pts

Norwood	0	0	0	56/58	18/29	0	110
Thomas	12	7	5	0/0	0/0	0	72
Reed	10	0	10	0/0	0/0	0	60
Lofton	8	0	8	0/0	0/0	0	48
Beebe	6	0	6	0/0	0/0	0	36
K. Davis	5	4	1	0/0	0/0	0	30
Gardner	4	4	0	0/0	0/0	0	24
McKellar	3	0	3	0/0	0/0	0	18
Edwards	2	2	1	0/0	0/0	0	12
Metzelaars	2	0	0	0/0	0/0	0	12
Rolle	2	2	0	0/0	0/0	0	12
Bennett	1	0	0	1/0	0/0	0	6
Kelly	1	1	0	0/0	0/0	0	6
Odomes	1	0	0	1/0	0/0	0	6
Tasker	1	0	1	0/0	0/0	0	6
BILLS	58	16	39	3	56/58	18/29	458
OPP	34	20	12	2	33/34	27/35	318

SACKS: Bennett 9.0, Wright 6.0, Talley 4.0, Hansen 2.0, L. Smith 2.0, Lodish 1.5, B. Smith 1.5, Jackson 1.0, Odomes 1.0, Rogers 1.0, Seals 1.0, Bills 1.0, OPP: 31.0

OPPONENTS: 35.0

RUSHING No. Yds Avg Long TD

Thomas	288	1407	4.9	33	7
K. Davis	129	624	4.8	78	4
Gardner	42	146	3.5	18	4
Reed	12	136	11.3	46	0
Kelly	20	45	2.3	12	1
Edwards	1	17	17.0	17	0
Reich	13	6	0.5	8	0
BILLS	505	2381	4.7	78	16
OPP	519	2044	3.9	56	20

RECEIVING No. Yds Avg Long TD

Reed	81	1113	13.7	55	10
Thomas	62	631	10.2	50	5
Lofton	57	1072	18.8	77	8
McKellar	44	434	9.9	29	3
Beebe	32	414	12.9	34	6
Edwards	22	228	10.4	33	1
K. Davis	20	118	5.9	14	1
Metzelaars	5	54	10.8	51	2
Gardner	3	20	6.7	11	0
Rolle	3	10	3.3	5	2
Tasker	2	39	19.5	20	1
Alexander	1	7	7.0	7	0
BILLS	332	4140	12.5	77	39
OPP	299	3660	12.2	78	12

INTERCEPTIONS No. Yds Avg Long TD

Odomes	5	120	24.0	48	1
Talley	5	45	9.0	13	0
Jackson	4	31	7.8	15	0
L. Smith	3	22	7.3	22	0
Kelso	2	0	0.0	0	0
Bentley	1	58	58.0	58	0
Hale	1	0	0.0	0	0

Hicks	1	0	0.0	0	0
Williams	1	0	0.0	0	0
BILLS	23	276	12.0	58	1
OPP	19	320	16.8	57	2

PUNTING No. Yds Avg Net Fb In Lg B

Mohr	54	2085	38.6	36.1	4	12	58	0
BILLS	54	2085	38.6	36.1	4	12	58	0
OPP	70	2740	39.1	33.4	6	19	93	1

PUNT RETURNS Ref FC Yds Avg Long TD

Edwards	13	9	69	5.3	21	0
Hicks	12	7	203	16.9	59	0
Odomes	1	0	9	9.0	9	0
BILLS	26	16	281	10.8	59	0
OPP	15	17	53	3.5	20	0

KICKOFF RETURNS No. Yds Avg Long TD

Edwards	31	623	20.1	91	1
Fuller	8	125	15.6	22	0
Beebe	7	121	17.3	24	0
K. Davis	4	73	18.3	23	0
Gardner	1	10	10.0	10	0
Taylor	1	18	18.0	18	0
Rolle	0	0	-	0	0
BILLS	52	970	18.7	91	1
OPP	62	1266	20.4	54	0

FIELD GOALS 1-19 20-29 30-39 40-49 50+

Norwood	1-1	7-8	3-7	5-9	2-4
BILLS	1-1	7-8	3-7	5-9	2-4
OPP	3-3	13-13	5-9	5-6	1-4

Norwood: (25N)(50N,50G)(52G,25G,44G,48N)(36N,33G)(49N)(44G,25G)() () (19G,47N,21G,42G)(38G,21G)(42G,21G)(23G,29G)(31G)(49N,32N,36N,42G)() () (52N,37N) OPPONENTS: (21G)(50N,25G,27G)(32G,39G,51N)(39N,19G)(28G,42G)(41G,40G,24G,22G)(26G,29G)(32G,53G,42G)(46N,36G,35N)(25G)(33G,28G)(50N,46G,32N)(19G,23G)(19G,28G)() (30N,21G)

USUAL STARTERS

OFFENSE

WR	80	James Lofton
LT	69	Will Wolford
LG	51	Jim Ritcher
C	67	Kent Hull
RG	65	John Davis
RT	75	Howard Ballard
TE	84	Keith McKellar
WR	83	Andre Reed
WR	82	Don Beebe
RB	34	Thurman Thomas
QB	12	Jim Kelly

DEFENSE

LE	96	Leon Seals
NT	91	Jeff Wright
RE	90	Phil Hansen
LOLB	97	Cornelius Bennett
LILB	58	Shane Conlan
RILB	54	Carlton Bailey
ROLB	56	Darryl Talley
LCB	47	Kirby Jackson
RCB	37	Nate Odomes
FS	38	Mark Kelso
SS	46	Leonard Smith

PASSING	Att	Cmp	Yds	Cmp%	Yds/Att	TD	TD%	Int	Int%	Long	Sack/Lost	Rating
Kelly	474	304	3844	64.1	8.11	33	7.0	17	3.6	77	31/227	97.6
Reich	41	27	305	65.9	7.44	6	14.6	2	4.9	29	4/42	107.2
Mohr	1	1	-9	100.0	-9.00	0	0.0	0	0.0	-9	0/0	79.2
BILLS	516	332	4140	64.3	8.02	39	7.6	19	3.7	77	35/269	99.0
OPPONENTS	536	299	3660	55.8	6.83	12	2.2	23	4.3	78	31/246	66.6



1992 SEASON STATISTICS

11-5 | 2ND IN AFC EAST | AFC CHAMPIONS | HEAD COACH MARV LEVY

Date	W/L Score	Opponent	Attendance
9/6	W 40-7	LA Rams	79,001
9/13	W 34-31	at San Francisco	64,053
9/20	W 38-0	Indianapolis	77,781
9/27	W 41-7	at New England	52,527
10/4	L 10-37	at Miami	80,368
10/11	L 3-20	at LA Raiders	52,287
10/26	W 24-20	at NY Jets	68,181
11/1	W 16-7	New England	78,268
11/8	W 28-20	Pittsburgh	80,294
11/16	W 26-20	at Miami	70,629
11/22	W 41-14	Atlanta	80,004
11/29	L 13-16 (OT)	at Indianapolis	50,221
12/6	L 17-24	NY Jets	75,876
12/12	W 27-17	Denver	71,740
12/20	W 20-16	at New Orleans	68,591
12/27	L 3-27	at Houston	61,742

AFC WILDCARD PLAYOFF	Attendance
1/3 W41-38(OT) Houston	75,141
AFC DIVISIONAL PLAYOFF	Attendance
1/9 W 24-3 at Pittsburgh	60,407
AFC CHAMPIONSHIP GAME	Attendance
1/17 W 29-10 at Miami	72,703
SUPER BOWL XXVII, ROSE BOWL	Attendance
1/31 L 17-52 Dallas	98,374

TOTAL FIRST DOWNS	BUF	OPP
Rushing	350	278
Passing	133	77
Penalty	192	185
3rd Down: Made/Att	25	16
3rd Down Pct.	80/202	84/218
4th Down: Made/Att	39.6	38.5
4th Down Pct.	4/10	7/14
4th Down: Pct.	40.0	50.0

POSSESSION AVG.	28:10	31:50
-----------------	-------	-------

TOTAL NET YARDS	5893	4064
Avg. Per Game	368.3	287.8
Total Plays	1087	991
Avg. Per Play	5.4	4.6

NET YARDS RUSHING	2436	1395
Avg. Per Game	152.3	87.2
Total Rushes	549	427

NET YARDS PASSING	3457	3209
Avg. Per Game	216.1	200.6
Sacked/Yards Lost	29/221	44/351
Gross Yards	3678	3560
Att./Completions	509/293	520/305
Completion Pct.	57.6	58.7
Had Intercepted	21	23

PUNTS/AVERAGE	60/42.2	79/43.9
---------------	---------	---------

NET PUNTING AVG.	36.8	36.5
------------------	------	------

PENALTIES/YARDS	103/775	118/933
-----------------	---------	---------

FUMBLES/BALL LOST	30/17	29/12
-------------------	-------	-------

TOUCHDOWNS	44	31
Rushing	18	8
Passing	23	19
Returns	3	4

SCORE BY PERIOD	Q1	Q2	Q3	Q4	OT	PTS
BILLS	77	118	105	81	0	381
OPPONENTS	46	101	72	61	3	283

SCORING	TD	Ru	Pa	Rt	K-PAT	FG	S	Pts
Christie	0	0	0	0	43/44	24/30	115	
T. Thomas	12	9	3	0	0/0	0/0	0	72
K. Davis	6	6	0	0	0/0	0/0	0	36
Lofton	6	6	0	0	0/0	0/0	0	36
Metzelaars	6	6	0	0	0/0	0/0	0	36
Reed	3	3	0	0	0/0	0/0	0	18
Beebe	2	2	0	0	0/0	0/0	0	12
Frerotte	2	2	0	0	0/0	0/0	0	12
Gardner	2	2	0	0	0/0	0/0	0	12
Fina	1	0	1	0	0/0	0/0	0	6
Kelly	1	1	0	0	0/0	0/0	0	6
Lodish	1	0	0	1	0/0	0/0	0	6
Halle	0	0	0	0	0/0	0/0	1	2
BILLS	44	18	23	3	43/44	24/30	1	381
OPP	31	8	19	4	31/31	22/30	283	

2-Pt. Conversions: **BILLS** 0-0, **OPPONENTS** 2-4

SACKS: Smith 14.0, Hansen 8.0, Wright 6.0, Bennett 4.0, Talley 4.0, Conlan 2.0, M.Patton 2.0, Bailey 1.0, Hicks 1.0, Odomes 1.0, Pike 1.0
BILLS: 44.0,
OPPONENTS: 29.0

RUSHING	No.	Yds	Avg	Long	TD
Thomas	312	1487	4.8	44	9
K. Davis	139	613	4.4	64t	6
Gardner	40	166	4.2	19	2
Reed	8	65	8.1	24	0
Kelly	31	53	1.7	10	1
Fuller	6	39	6.5	15	0
Mohr	1	11	11.0	11	0
Tasker	1	9	9.0	9	0
Edwards	1	8	8.0	8	0
Beebe	1	-6	-6.0	-6	0
Reich	9	-9	-1.0	0	0
BILLS	549	2436	4.4	64t	18
OPP	427	1395	3.3	29	8

RECEIVING	No.	Yds	Avg	Long	TD
Reed	65	913	14.0	51	3
Thomas	58	626	10.8	43	3
Lofton	51	786	15.4	50	6
Beebe	11	144	13.1	43	1
Metzelaars	30	298	9.9	53t	6
K. Davis	15	80	5.3	22	0
McKeller	14	110	7.9	26	0
Lamb	7	139	19.9	53	0
Gardner	7	67	9.6	17	0
Awalt	4	34	8.5	10	0
Edwards	2	25	12.5	20	0
Tasker	2	24	12.0	17	0
Fuller	2	17	8.5	17	0
Frerotte	2	4	2.0	2t	2
Fina	1	1	1.0	1t	1
BILLS	293	3678	12.6	65t	23
OPP	305	3560	11.7	57	19

INTERCEPTIONS	No.	Yds	Avg	Long	TD
Jones	8	263	32.9	82t	2
Kelso	7	21	3.0	13	0
Odomes	5	19	3.8	10	0
Williams	2	15	7.5	15	0
Conlan	1	7	7.0	7	0
BILLS	23	325	14.1	82t	2
OPP	21	423	20.1	103t	2

PUNTING	No	Yds	Avg	Net	TB	In	Lg	B
Mohr	60	2531	42.2	36.8	7	13	61	0
BILLS	60	2531	42.2	36.8	7	13	61	0
OPP	79	3465	43.9	36.5	6	20	62	0

PUNT RETURNS	Ret	FC	Yds	Avg	Long	TD
Hicks	29	6	289	10.0	42	0
Hale	14	2	175	12.5	27	0
BILLS	43	8	464	10.8	42	0
OPP	22	18	185	8.4	17	0

KICKOFF RETURNS	No.	Yds	Avg	Long	TD
K. Davis	14	251	17.9	35	0
Edwards	12	274	22.8	34	0
Frerotte	1	0	0.0	0	0
Fuller	8	134	16.8	28	0
Hicks	1	5	5.0	5	0
Lamb	5	97	19.4	31	0
BILLS	41	761	18.6	35	0
OPP	60	1215	20.3	75t	1

FIELD GOALS	1-19	20-29	30-39	40-49	50+
Christie	2-2	9-9	3-6	7-8	3-5
BILLS	2-2	9-9	3-6	7-8	3-5
OPP	1-1	7-7	4-8	8-11	2-3

Christie:(49G,38G)(41G,28G)(39N,52G)
 (42G,30G)(40G)(25G,36B,49N)(33G)(1)
 (26G,54G,53B,23G,19G)(47G,18G)(52G,44G)(26G)
 (29G,25G)(25G,50N,29G)(40G,33N)
 OPPONENTS:(1)(33N,24G,47N)(48N)(1)(30G,
 43G,34G)(45G,36G)(42G,40G)(1)(28G,49G)
 (21G,35N,50G)(37B,52G,37N,52N,23G,40G)
 (41G,45N)(26G)(35G,27G,42G)(28G,18G)

USUAL STARTERS	WR	James Lofton
WR	80	James Lofton
LT	69	Will Wolford
LG	51	Jim Ritcher
C	67	Kent Hull
RG	74	Glenn Parker
RT	75	Howard Ballard
TE	88	Pete Metzelaars (8)
	84	Keith McKeller (7)
WR	83	Andre Reed
WR/FB	82	Don Beebe (8)
	35	Carwell Gardner (7)
RB	34	Thurman Thomas
QB	12	Jim Kelly

DEFENSE	LE	Phil Hansen
LE	90	Phil Hansen
NT	91	Jeff Wright
RE	78	Bruce Smith
LOLB	97	Cornelius Bennett
ULB	58	Shane Conlan
RILB	54	Carlton Bailey
ROLB	56	Darryl Talley
LCB	47	Kirby Jackson (9)
	31	James Williams (7)
RCB	37	Nate Odomes
FS	38	Mark Kelso
SS	20	Henry Jones

PASSING	Att	Cmp	Yds	Cmp%	Yds/Att	TD	TD%	Int	Int%	Long	Sack/Lost	Rating
Kelly	462	269	3457	58.2	7.48	23	5.0	19	4.1	65t	20/145	81.2
Reich	47	24	221	51.1	4.70	0	0.0	2	4.3	21	9/76	46.5
BILLS	509	293	3678	57.6	7.23	23	4.5	21	4.1	65t	29/221	78.0
OPPONENTS	520	305	3560	58.7	6.85	19	3.7	23	4.4	57	44/351	73.2



1993 SEASON STATISTICS

12-4 | 1ST IN AFC EAST | AFC CHAMPIONS | HEAD COACH MARV LEVY

Date	W/L Score	Opponent	Attendance
9/5	W 38-14	New England	79,751
9/12	W 13-10	at Dallas	63,226
9/26	L 13-22	Miami	79,635
10/3	W 17-14	NY Giants	79,283
10/11	W 35-7	Houston	79,613
10/24	W 19-10	at NY Jets	71,541
11/1	W 24-10	Washington	79,106
11/7	W 13-10(OT)	at New England	54,326
11/15	L 0-23	at Pittsburgh	60,265
11/21	W 23-9	Indianapolis	79,101
11/28	L 7-23	at Kansas City	74,452
12/5	L 24-25	LA Raiders	79,478
12/12	W 10-7	at Philadelphia	60,769
12/19	W 47-34	at Miami	71,597
12/26	W 16-14	NY Jets	70,817
1/2	W 30-10	at Indianapolis	43,028

AFC DIVISIONAL PLAYOFF
 1/15 W 29-23 LA Raiders 61,923

AFC CHAMPIONSHIP GAME
 1/23 W 30-13 Kansas City 76,642

SUPER BOWL XXVIII, GEORGIA DOME
 1/30 L 13-30 Dallas 72,817

TOTAL FIRST DOWNS	BUF	OPP
Rushing	316	331
Passing	117	114
Penalty	176	199
3rd Down: Made/Att	23	18
3rd Down Pct.	98/225	107/235
4th Down: Made/Att	43.6	45.5
4th Down Pct.	5/8	6/18
4th Down: Pct.	62.5	33.3

POSSESSION AVG. 27:30 32:30

TOTAL NET YARDS	5260	5554
Avg. Per Game	328.8	347.1
Total Plays	1078	1119
Avg. Per Play	4.9	5.0

NET YARDS RUSHING	1943	1921
Avg. Per Game	121.4	120.1
Total Rushes	550	500

NET YARDS PASSING	3317	3633
Avg. Per Game	207.3	227.1
Sacked/Yards Lost	31/218	37/256
Gross Yards	3535	3889
Att./Completions	497/304	582/323
Completion Pct.	61.2	55.5
Had Intercepted	18	23

PUNTS/AVERAGE 74/40.4 65/41.8

NET PUNTING AVG. 36.0 35.1

PENALTIES/YARDS 94/630 99/681

FUMBLES/BALL LOST 26/17 35/24

TOUCHDOWNS	37	25
Rushing	12	7
Passing	20	18
Returns	5	0

SCORE BY PERIOD	Q1	Q2	Q3	Q4	OT	PTS
BILLS	64	113	51	98	3	329
OPPONENTS	71	62	67	42	0	242

SCORING	TD	R	Pa	Rt	K-PAT	FG	S	PTS
Christie	0	0	0	0	36/37	23/32	0	105
K. Davis	6	6	0	0	0/0	0/0	0	36
Reed	6	0	6	0	0/0	0/0	0	36
Thomas	6	6	0	0	0/0	0/0	0	36
Brooks	5	0	5	0	0/0	0/0	0	30
Metzelaars	4	0	4	0	0/0	0/0	0	24
Beebe	3	0	3	0	0/0	0/0	0	18
Jones	1	0	1	0	0/0	0/0	1	8
Copeland	1	0	1	0	0/0	0/0	0	6
Gardner	1	0	1	0	0/0	0/0	0	6
McKeller	1	0	1	0	0/0	0/0	0	6
Odomes	1	0	1	0	0/0	0/0	0	6
Talley	1	0	0	1	0/0	0/0	0	6
Washington	1	0	0	1	0/0	0/0	0	6
BILLS	37	12	20	5	36/37	23/32	32	99
OPP	25	7	18	0	23/25	23/35	24	22

SACKS: B. Smith 14.0, Bennett 5.0, Wright 4.5, Hansen 3.5, Barnett 2.0, Jones 2.0, Talley 2.0, Goganious 1.0, Parrella 1.0, M. Patton 1.0, Ladish 0.5, Washington 0.5

BILLS: 37-0

OPPONENTS: 31-0

RUSHING	No.	Yds	Avg	Long	TD
Thomas	335	1315	3.7	27	6
K. Davis	109	391	3.6	19	6
Kelly	36	102	2.8	17	0
Gardner	20	56	2.8	8	0
Turner	11	36	3.3	10	0
Brooks	3	30	10.0	15	0
Reed	9	21	2.3	15	0
Fina	1	-2	-2.0	-2	0
Reich	6	-6	-1.0	-1	0
BILLS	550	1943	3.5	27	12
OPP	500	1921	3.8	35	7

RECEIVING	No.	Yds	Avg	Long	TD
Metzelaars	68	609	9.0	51	4
Brooks	60	714	11.9	32	5
Reed	52	854	16.4	65t	6
Thomas	48	387	8.1	37	0
Beebe	31	504	16.3	65t	3
K. Davis	21	95	4.5	28	0
Copeland	13	242	18.6	60	0
Gardner	4	50	12.5	22	1
McKeller	3	35	11.7	13t	1
Tasker	2	26	13.0	22	0
Awalt	2	19	9.5	10	0
BILLS	304	3535	11.6	65t	20
OPP	323	3889	12.0	54t	18

INTERCEPTIONS	No.	Yds	Avg	Long	TD
Odomes	9	65	7.2	25	0
Talley	3	74	24.7	61t	1
Jones	2	92	46.0	85t	1
Darby	2	32	16.0	32	0
Williams	2	11	5.5	6	0
M. Patton	2	0	0.0	0	0
Washington	1	27	27.0	27t	1
Bennett	1	5	5.0	5	0
B. Smith	1	0	0.0	0	0
BILLS	23	306	13.3	85t	3
OPP	18	174	9.7	35	0

PUNTING	No.	Yds	Avg	Net	TB	In	Lg	B
Mohr	74	2991	40.4	36	4	19	58	0
BILLS	74	2991	40.4	36	4	19	58	0
OPP	65	2719	41.8	35	1	20	58	0

PUNT RETURNS	Ret	FC	Yds	Avg	Long	TD
Copeland	31	7	274	8.8	47t	1
Brooks	1	0	3	3.0	3	0
Tasker	1	0	0	0.0	0	0
BILLS	33	7	277	8.4	47t	1
OPP	29	24	247	8.5	27	0

KICKOFF RETURNS	No.	Yds	Avg	Long	TD
Copeland	24	436	18.2	28	0
Beebe	10	160	16.0	22	0
K. Davis	8	100	12.5	18	0
Lamb	2	40	20.0	23	0
Turner	1	10	10.0	10	0
BILLS	45	746	16.6	28	0
OPP	43	850	19.8	49	0

FIELD GOALS	1-19	20-29	30-39	40-49	50+
Christie	0-0	4-5	12-12	6-9	1-6
BILLS	0-0	4-5	12-12	6-9	1-6
OPP	3-3	8-11	9-12	3-8	0-1

Christie: (28G)(48G,35G)(40G,59G)(24G)(54N)(37G,33G,22G,30G)(58N,45G)(40N,27G,32G)((55N)(51N)(36G)(42N,29N,51N,34G)(38G,32G)(38G,36G,40G)(39G,49G,40G,40N)

OPPONENTS: ((49N,43G,30N)(30G,23G,24G,35N)((1)(33G)(19G,50N)(28N,27G)(37G,19G,31G)(26G,22G,37G)(30G,22G,34G)(37G,35B,34G,26G,47G)(21N,45N)(41G,18G)(27N,41N,42N)(22G,49N)

USUAL STARTERS	WR	82	Don Beebe
LT	70	John Fina	
LG	51	Jim Ritcher	
C	67	Kent Hull	
RG	65	John Davis	
RT	75	Howard Ballard	
TE	88	Pete Metzelaars	
WR	83	Andre Reed	
WR	80	Bill Brooks	
RB	34	Thurman Thomas	
QB	12	Jim Kelly	

DEFENSE	LE	90	Phil Hansen (9)
	77	Oliver Barnett (6)	
NT	91	Jeff Wright	
RE	78	Bruce Smith	
LOLB	97	Cornelius Bennett	
LILB	53	Marvuc Patton	
RILB	55	Mark Maddox (8)	
	50	Keith Goganious (7)	
ROLB	56	Darryl Talley	
LCB	29	James Williams	
RCB	37	Nate Odomes	
FS	38	Mark Kelso	
SS	20	Henry Jones	

PASSING	Att	Cmp	Yds	Cmp%	Yds/Att	TD	TD%	Int	Int%	65t	Sack/Lost	Rating
Kelly	470	288	3382	61.3	7.20	18	3.8	18	3.8	65t	25/171	79.9
Reich	26	16	153	61.5	5.88	2	7.7	0	0.0	30t	6/47	103.5
Thomas	1	0	0	0.0	0.0	0	0.0	0	0.0	0	0/0	39.6
BILLS	497	304	3535	61.2	7.11	20	4.0	18	3.6	65t	31/218	81.0
OPPONENTS	582	323	3889	55.5	6.68	18	3.1	23	4.0	54t	37/256	70.0



1994 SEASON STATISTICS

7-9 | 4TH IN AFC EAST | HEAD COACH MARV LEVY

Date	W/L	Score	Opponent	Attendance
9/4	L	3-23	NY Jets	79,460
9/11	W	38-35	at New England	60,274
9/18	W	15-7	at Houston	55,242
9/26	W	27-20	Denver	75,373
10/2	L	13-20	at Chicago	62,406
10/9	W	21-11	Miami	79,491
10/16	L	17-27	Indianapolis	79,404
10/30	W	44-10	Kansas City	79,501
11/6	L	17-22	at NY Jets	66,949
11/14	L	10-23	at Pittsburgh	59,019
11/20	W	29-20	Green Bay	79,029
11/24	L	21-35	at Detroit	75,672
12/4	W	42-31	at Miami	69,358
12/11	L	17-21	Minnesota	66,501
12/18	L	17-41	New England	56,784
12/24	L	9-10	at Indianapolis	38,458

TOTAL FIRST DOWNS

	BUF	OPP
Rushing	319	294
Passing	107	82
Penalty	181	199
3rd Down: Made/Att	31	13
3rd Down Pct.	96/222	91/217
4th Down: Made/Att	43.2	41.9
4th Down: Pct.	5/16	12/18
	31.3	66.7

POSSESSION AVG.

29:21	30:39
-------	-------

TOTAL NET YARDS

5244	5175
327.8	323.4
1066	1007
4.9	5.1

NET YARDS RUSHING

1831	1515
114.4	94.7
483	447

NET YARDS PASSING

3413	3660
213.3	228.8
41/301	25/152
3714	3812
542/342	535/314
63.1	58.7
21	16

PUNTS/AVERAGE

67/41.8	69/42.3
---------	---------

NET PUNTING AVG.

36.0	34.1
------	------

PENALTIES/YARDS

92/631	101/770
--------	---------

FUMBLES/BALL LOST

30/13	23/12
-------	-------

TOUCHDOWNS

38	40
14	10
23	26
1	4

SCORE BY PERIOD

	Q1	Q2	Q3	Q4	OT	PTS
BILLS	82	120	69	69	0	340
OPPONENTS	46	115	87	108	0	356

SCORING

TD	R	Pa	Rt	K-PAT	FG	S	Pts
Christie	0	0	0	0	38/38	24/28	110
Thomas	9	7	2	0	0/0	0/0	54
Reed	8	0	8	0	0/0	0/0	48
Metzelaars	5	0	5	0	0/0	0/0	30
Beebe	4	0	4	0	0/0	0/0	24
Gardner	4	4	0	0	0/0	0/0	24
Bi. Brooks	2	0	2	0	0/0	0/0	12
K. Davis	2	0	0	0	0/0	0/0	12
Copeland	1	0	1	0	0/0	0/0	6
Kelly	1	0	0	0	0/0	0/0	6
Lodish	1	0	0	1	0/0	0/0	6
T.urner	1	0	1	0	0/0	0/0	6
BILLS	38	14	23	1	38/38	24/28	340
OPP	40	10	26	4	34/36	26/30	356

2-Pt. Conversions: **BILLS** 0-0, **OPPONENTS** 2-4

SACKS: B. Smith 10.0, Hansen 5.5, Bennett 5.0,

Wright 2.0, Jones 1.0, Barnett 1.0,
Washington 0.5
BILLS: 25.0
OPPONENTS: 41.0

RUSHING

No.	Yds	Avg	Long	TD	
T. Thomas	287	1093	3.8	29	7
K. Davis	91	381	4.2	60	2
Gardner	41	135	3.3	13	4
Reed	10	87	8.7	20	0
Kelly	25	77	3.1	18	1
Jourdain	17	56	3.3	16	0
Beebe	2	11	5.5	6	0
T.urner	2	4	2.0	4	0
Reich	6	3	0.5	7	0
Copeland	1	-7	-7.0	-7	0
Mohr	1	-9	-9.0	-9	0
BILLS	483	1831	3.8	60	14
OPP	447	1515	3.4	28	10

RECEIVING

No.	Yds	Avg	Long	TD	
Reed	90	1303	14.5	83t	8
T. Thomas	50	349	7.0	28	2
Metzelaars	49	428	8.7	35t	5
Bi. Brooks	42	482	11.5	32	2
Beebe	32	416	13.0	72	4
Copeland	21	255	12.1	35	1
K. Davis	18	82	4.6	12	0
Gardner	11	89	8.1	21	0
Jourdain	10	56	5.6	18	0
Marrow	5	44	8.8	14	0
L. Johnson	3	42	14.0	21	0
D. Thomas	2	31	15.5	17	0
Turner	1	26	26.0	26t	1
BILLS	342	3714	10.9	83t	23
OPP	314	3812	12.1	57	26

INTERCEPTIONS

No.	Yds	Avg	Long	TD	
Darby	4	20	5.0	20	0
Washington	3	36	21.0	36	0
Jones	2	45	22.5	45	0
Burriss	2	24	12.0	24	0
M. Patton	2	8	4.0	8	0
Maddox	1	11	11.0	11	0
T. Smith	1	4	4.0	4	0
B. Smith	1	0	0.0	0	0
BILLS	16	175	10.9	45	0
OPP	21	262	12.5	37t	2

PUNTING

No.	Yds	Avg	Net	TB	In	Lg	B
Mohr	67	2799	41.8	36.0	3	13	71
BILLS	67	2799	41.8	36.0	3	13	71
OPP	69	2916	42.3	34.1	11	19	67

PUNT RETURNS

Ret	FC	Yds	Avg	Long	TD	
Burriss	32	6	332	10.4	57	0
Copeland	1	2	11	11.0	11	0
BILLS	33	8	343	10.4	57	0
OPP	38	11	324	8.5	31	0

KICKOFF RETURNS

No.	Yds	Avg	Long	TD	
Jourdain	27	601	22.3	42	0
Beebe	12	230	19.2	35	0
Copeland	12	232	19.3	32	0
Bu. Brooks	9	162	18.0	25	0
T.urner	6	102	17.0	23	0
Pike	2	9	4.5	9	0
K. Davis	1	0	0.0	0	0
Gardner	1	6	6.0	6	0
M. Patton	1	1	1.0	1	0
Tasker	1	2	2.0	2	0
BILLS	72	1345	18.7	42	0
OPP	72	1455	20.2	45	0

FIELD GOALS

1-19	20-29	30-39	40-49	50+	
Christie	0-0	11-12	6-7	5-7	2-2
BILLS	0-0	11-12	6-7	5-7	2-2
OPP	0-0	11-11	8-11	6-7	1-1

Christie : (27G)|(32G|37G,42G,48G,29G,48G)
(36G,28G)|(28G,30G)|(23G)|(49G,26G,24G)
(39G)|(52G,32B)|(38G,51G,25N)|(1)|(41G)|(24G)
(49N,20G,21G,24G,46N)
OPPONENTS: (27G,42G,22G)|(1)|(41N,28G ,
43G)|(50G,20G)|(40G,37N)|(43G,33G)|(22G)
(26G,45G,41G)|(39G,39G,30G)|(1)|(23G)
(30G,38G,30G,25G,22G)|(33G,20G)|(38B,31N,22G)

USUAL STARTERS

OFFENSE		
WR	82	Don Beebe
LT	70	John Fina
LG	68	Corbin Lacina
C	67	Ken Hull
RG	65	John Davis
RT	74	Glenn Parker
TE	88	Pete Metzelaars
WR	83	Andre Reed
WR/FB	80	Bill Brooks (10)
	35	Carwell Gardner (6)
RB	34	Thurman Thomas
QB	12	Jim Kelly

DEFENSE

LE	90	Phil Hansen
NT	91	Jeff Wright
RE	78	Bruce Smith
LOLB	97	Cornelius Bennett
LILB	53	Marcus Patton
RILB	55	Mark Maddox
ROLB	56	Darryl T alley
LCB	25	Mickey Washington
RCB	28	Thomas Smith
FS	43	Matt Darby
SS	20	Henry Jones

PASSING	Att	Cmp	Yds	Cmp%	Yds/Att	TD	TD%	Int	Int%	Long	Sack/Lost	Rating
Kelly	448	285	3114	63.6	6.95	22	4.9	17	3.8	83t	34/244	84.6
Reich	93	56	568	60.2	6.11	1	1.1	4	4.3	47	7/57	63.4
Reed	1	1	32	100.0	32.0	0	0.0	0	0.0	32	0/0	118.8
BILLS	542	342	3714	63.1	6.85	23	4.2	21	3.9	83t	41/301	81.2
OPPONENTS	535	314	3812	58.7	7.13	26	4.9	16	3.0	57	25/152	84.4



1995 SEASON STATISTICS

10-6 | 1ST IN AFC EAST | HEAD COACH MARV LEVY

Date	W/L Score	Opponent	Attendance
9/3	L 7-22	at Denver	75,157
9/10	W 31-9	Carolina	79,190
9/17	W 20-14	Indianapolis	62,499
10/2	W 22-19	at Cleveland	76,211
10/8	W 29-10	NY Jets	79,485
10/15	W 27-21	Seattle	74,362
10/23	L 14-27	at New England	60,203
10/29	L 6-23	at Miami	71,060
11/5	W 16-10	at Indianapolis	59,612
11/12	W 23-17	Aflanta	62,690
11/19	W 28-26	at NY Jets	54,436
11/26	L 25-35	New England	69,384
12/3	L 17-27	at San Francisco	65,568
12/10	W 45-27	at St. Louis	64,623
12/17	W 23-20	Miami	79,531
12/24	L 17-28	Houston	45,253

AFC WILD CARD PLAYOFF	Opponent	Attendance
12/30 W 37-22	Miami	73,103
AFC DIVISIONAL PLAYOFF		
1/6 L 21-40	at Pittsburgh	59,072

TOTAL FIRST DOWNS	BUF	OPP
Rushing	300	287
Passing	130	93
Penalty	142	180
3rd Down: Made/Att	28	14
3rd Down Pct.	71/225	84/244
4th Down: Made/Att	31.6	34.4
4th Down: Pct.	7/13	13/23
	53.8	56.5

POSSESSION AVG.	28:10	31:50
-----------------	-------	-------

TOTAL NET YARDS	5117	5128
Avg. Per Game	319.8	320.5
Total Plays	1059	1084
Avg. Per Play	4.8	4.7

NET YARDS RUSHING	1993	1626
Avg. Per Game	124.6	101.6
Total Rushes	521	453

NET YARDS PASSING	3124	3502
Avg. Per Game	195.3	218.9
Sacked/Yards Lost	32/224	49/362
Gross Yards	3348	3864
Att./Completions	506/279	582/310
Completion Pct.	55.1	53.3
Had Intercepted	14	17

PUNTS/AVERAGE	86/40.4	90/42.8
---------------	---------	---------

NET PUNTING AVG.	36.2	35.1
------------------	------	------

PENALTIES/YARDS	89/672	115/890
-----------------	--------	---------

FUMBLES/BALL LOST	25/12	23/11
-------------------	-------	-------

TOUCHDOWNS	37	33
Rushing	10	16
Passing	24	14
Returns	3	3

SCORE BY PERIOD	Q1	Q2	Q3	Q4	OT	PTS
BILLS	73	115	97	65	0	350
OPPONENTS	64	79	89	103	0	335

SCORING	TD	R	Pa	Rt	K-PAT	FG	S	Pts
Christie	0	0	0	0	33/3531	40	126	
Brooks	11	0	11	0	0/0	0/0	66	
Thomas	8	6	2	0	0/0	0/0	0	48
Holmes	4	4	0	0	0/0	0/0	0	24
Armour	3	0	3	0	0/0	0/0	0	18
Reed	3	0	3	0	0/0	0/0	0	18
Tasker	3	0	3	0	0/0	0/0	0	18
Gardner	1	0	0	1	* 0/0	0/0	0	8
Bennett	1	0	0	1	0/0	0/0	0	6
Copeland	1	0	1	0	0/0	0/0	0	6
Johnson	1	0	1	0	0/0	0/0	0	6
Schulz	1	0	0	1	0/0	0/0	0	6
BILLS	37	10	24	3	33/3531	40	350	
OPP	33	16	14	3	29/2934	431	335	

2-Pt Conversions BILLS 1-2, OPP 2-4

SACKS: Paul 17.5, B. Smith 10.5, Hansen 10.0, Jeffcoat 2.5, Washington 2.5, Bennett 2.0, Rogers 2.0, D. White 1.0, Wilson 1.0
BILLS: 49.0
OPPONENTS: 32.0

RUSHING	No.	Yds	Avg	Long	TD
Thomas	267	1005	3.8	49	6
Holmes	172	698	4.1	38t	4
Gardner	20	77	3.9	17	0
Tasker	8	74	9.3	17	0
Reed	7	48	6.9	14	0
Jourdain	8	31	3.9	19	0
Collins	9	23	2.6	10	0
Kelly	17	20	1.2	17	0
Tindale	5	16	3.2	6	0
Brooks	3	7	2.3	9	0
Copeland	1	-1	-1.0	-1	0
Armour	4	-5	-1.2	6	0
BILLS	521	1993	3.8	49	10
OPP	453	1626	3.6	39	16

RECEIVING	No.	Yds	Avg	Long	TD
Brooks	53	763	14.4	51t	11
Johnson	49	504	10.3	52	1
Copeland	42	646	15.4	77t	1
Armour	26	300	11.5	28t	3
T. Thomas	26	220	8.5	60	2
Reed	24	312	13.0	41t	3
Holmes	24	214	8.9	47	0
Tasker	20	255	12.8	43	3
Cline	8	64	8.0	17	0
Coons	3	28	9.3	13	0
Gardner	2	17	8.5	13	0
D. Thomas	1	18	18.0	18	0
Jourdain	1	7	7.0	7	0
BILLS	279	3348	12.0	77t	24
OPP	310	3864	12.5	54t	14

INTERCEPTIONS	No.	Yds	Avg	Long	TD
Schulz	6	48	8.0	32t	1
Darby	2	37	18.5	37	0
T. Smith	2	23	11.5	13	0
Paup	2	0	0.0	0	0
Bennett	1	69	69.0	69t	1
Burriss	1	19	19.0	19	0
Evans	1	18	18.0	18	0
Jones	1	10	10.0	10	0
White	1	9	9.0	9	0
BILLS	17	233	13.7	69t	2
OPP	14	187	13.4	49	0

PUNTING	No.	Yds	Avg	Net	TB	In	Lg	B
Mohr	86	3473	40.4	36.2	7	23	60	0
BILLS	86	3473	40.4	36.2	7	23	60	0
OPP	90	3854	42.8	35.1	11	19	73	0

PUNT RETURNS	Ret	FC	Yds	Avg	Long	TD
Burriss	20	1	229	11.5	40	0
Tasker	17	7	204	12.0	44	0
Brooks	6	2	35	5.8	15	0
Copeland	2	1	8	4.0	7	0
Jourdain	1	0	0	0.0	0	0
D. Thomas	1	0	0	0.0	0	0
BILLS	47	11	476	10.1	44	0
OPP	23	30	224	9.7	69t	1

KICKOFF RETURNS	No.	Yds	Avg	Long	TD
Holmes	39	799	20.5	42	0
Jourdain	19	348	18.3	41	0
Tindale	6	62	10.3	20	0
Green	2	37	18.5	22	0
Cline	1	11	11.0	11	0
Irvin	1	12	12.0	12	0
Louchiey	1	13	13.0	13	0
Pike	1	20	20.0	20	0
BILLS	70	1302	18.6	42	0
OPP	73	1615	22.1	46	0

FIELD GOALS	1-19	20-29	30-39	40-49	50+
Christie	0-0	13-14	13-15	3-6	2-5
BILLS	0-0	13-14	13-15	3-6	2-5
OPP	0-0	11-11	15-19	3-8	5-5

Christie: () (39G) (35G, 38G) (38G, 31G, 22N, 33G) (38G, 44N, 24G, 32G, 51G, 27G) (50N, 43G, 26G) (23G, 23G, 47N) (32G, 32G) (39G, 23G, 33G, 50N, 38N) (23G, 38G, 21G) (42N, 32N) (51G, 48G) (23G) (50N, 28G) (20G, 24G, 25G) (44G)
 OPPONENTS: (22G, 52G, 20G, 38N, 38G, 37G) (32N, 34G, 52G, 32G) (39B) (43N, 32G, 47G, 23G, 38G) (26G, 33N) (39G, 42B, 24G) (24G, 32G, 22G) (37G) (44N, 50G, 49B) (30G, 35G) (29G, 43G) (46N, 20G, 40G) (28G, 37G, 51G, 25G) (50G, 30G) (39G, 33G)

USUAL STARTERS

OFFENSE	Player	Opponent
WR	85	Russell Copeland
LT	70	John Fina
LG	79	Ruben Brown
C	67	Kent Hull
RG	60	Jerry Ostroski
RT	74	Glenn Parker
TE	84	Lonnnie Johnson
WR	80	Bill Brooks
WR	81	Justin Armour (9)
	83	Andre Reed (6)
RB	34	Thurman Thomas
QB	12	Jim Kelly

DEFENSE

Player	Opponent
LE	90 Phil Hansen
NT	92 Ted Washington
RE	78 Bruce Smith
LOLB	95 Bryce Paup
LILB	58 Marlo Perry
RILB	97 Cornelius Bennett
ROLB	59 Sam Rogers
LCB	22 Jeff Burriss
RCB	28 Thomas Smith
FS	24 Kurt Schulz
SS	20 Henry Jones
ROLB	59 Sam Rogers

PASSING	Att	Cmp	Yds	Cmp%	Yds/Att	TD	TD%	Int	Int%	Long	Sack/Lost	Rating
Kelly	458	255	3130	55.7	6.83	22	4.8	13	2.8	77t	26/181	81.1
Collins	29	14	112	48.3	3.86	0	0.0	1	3.4	18	6/43	44.0
Van Pelt	18	10	106	55.6	5.89	2	11.1	0	0.0	19t	0/0	110.0
Armour	1	0	0	0.0	0.00	0	0.0	0	0.0	0	0/0	39.6
BILLS	506	279	3348	55.1	6.62	24	4.7	14	2.8	77t	32/224	79.9
OPPONENTS	582	310	3864	53.3	6.64	14	2.4	17	2.9	54t	49/362	70.0



1996 SEASON STATISTICS

10-6 | 2ND IN AFC EAST | HEAD COACH MARV LEVY

Date	W/L	Score	Opponent	Attendance
9/1	W	23-20 (OT)	at NY Giants	74,218
9/8	W	17-10	New England	78,104
9/16	L	6-24	at Pittsburgh	59,002
9/22	W	10-7	Dallas	78,098
10/6	W	16-13 (OT)	Indianapolis	79,401
10/13	L	7-21	Miami	79,642
10/20	W	25-22	at NY Jets	49,775
10/27	L	25-28	at New England	58,858
11/3	W	38-13	Washington	78,002
11/10	W	24-17	at Philadelphia	66,613
11/17	W	31-17	Cincinnati	75,549
11/24	W	35-10	NY Jets	60,854
12/1	L	10-13 (OT)	at Indianapolis	53,804
12/8	L	18-26	at Seattle	41,373
12/16	L	14-16	at Miami	67,016
12/22	W	20-9	Kansas City	68,671

AFC WILD CARD PLAYOFF

12/28	L	27-30	Jacksonville	70,213
-------	---	-------	--------------	--------

	BUF	OPP
TOTAL FIRST DOWNS	294	283
Rushing	128	94
Passing	149	168
Penalty	17	21
3rd Down: Made/Att	83/238	92/259
3rd Down Pct.	34.9	35.5
4th Down: Made/Att	9/14	5/17
4th Down: Pct.	64.3	29.4

POSSESSION AVG.	28:40	31:20
------------------------	-------	-------

	JAC	OPP
TOTAL NET YARDS	5119	4737
Avg. Per Game	319.9	296.1
Total Plays	1094	1105
Avg. Per Play	4.7	4.3

	JAC	OPP
NET YARDS RUSHING	1901	1669
Avg. Per Game	118.8	104.3
Total Rushes	563	495

	JAC	OPP
NET YARDS PASSING	3218	3068
Avg. Per Game	201.1	191.8
Sacked/Yards Lost	48/340	48/341
Gross Yards	3558	3409
Att./Completions	483/279	562/292
Completion Pct.	57.8	52.0
Had Intercepted	24	14

PUNTS/AVERAGE	101/41.5	102/43.2
----------------------	----------	----------

NET PUNTING AVG.	36.5	36.7
-------------------------	------	------

PENALTIES/YARDS	106/831	86/607
------------------------	---------	--------

FUMBLES/BALL LOST	25/13	23/14
--------------------------	-------	-------

	JAC	OPP
TOUCHDOWNS	35	28
Rushing	14	12
Passing	18	11
Returns	3	5

	Q1	Q2	Q3	Q4	OT	PTS
BILLS	37	110	77	89	6	319
OPPONENTS	70	63	39	91	3	266

SCORING	TD	Ru	Pa	Rt	K-PAT	FG	S	Pts
Christie	0	0	0	0	33/33	24/29	0	105
T. Thomas	8	8	0	0	0/0	0/0	0	48
Reed	6	0	6	0	0/0	0/0	0	36
Holmes	5	4	1	0	1*	0/0	0	32
Early	4	0	4	0	1*	0/0	0	26
Moulds	3	0	2	1	0/0	0/0	0	18
Tasker	3	0	3	0	0/0	0/0	0	18
Kelly	2	2	0	0	0/0	0/0	0	12
Brantley	1	0	1	0	0/0	0/0	0	6
Cline	1	0	1	0	0/0	0/0	0	6
Northern	1	0	0	1	0/0	0/0	0	6
White	1	0	0	1	0/0	0/0	0	6
BILLS	35	14	18	3	33/33	24-29	319	
OPP	28	12	11	5	25/26	23/36	1 266	

2-Pt Conversions **BILLS** 2-2, **OPP** 1-2

SACKS: B. Smith 13.5, Hansen 8.0, Paup 6.0, Jeffcoat 5.0, Northern 5.0, Rogers 3.5, Washington 3.5, Irvin 2.0, Kerner 1.0, White 0.5

BILLS: 48.0,
OPPONENTS: 48.0

RUSHING	No.	Yds	Avg	Long	TD
T. Thomas	281	1033	3.7	36	8
Holmes	189	571	3.0	37	4
Kelly	19	66	3.5	22	2
Tindale	14	49	3.5	15	0
Moulds	12	44	3.7	11	0
Collins	21	43	2.0	10	0
Early	3	39	13.0	29	0
Tasker	9	31	3.4	11	0
Reed	8	22	2.8	13	0
Bratton	4	8	2.0	5	0
Van Pelt	3	-5	-1.7	-1	0
BILLS	563	1901	3.4	37	14
OPP	495	1669	3.4	51	12

RECEIVING	No.	Yds	Avg	Long	TD
Reed	66	1036	15.7	67†	6
Early	50	798	16.0	95†	4
Johnson	46	457	9.9	33	0
T. Thomas	26	254	9.8	69	0
Tasker	21	372	17.7	62	3
Moulds	20	279	14.0	47	2
Cline	19	117	6.2	15	1
Holmes	16	102	6.4	20	1
Copeland	7	85	12.1	31	0
Brantley	5	47	9.4	22†	1
Coons	1	12	12.0	12	0
Louchiey	1	0	0.0	0	0
Tindale	1	-1	-1.0	-1	0
BILLS	279	3558	12.8	95†	18
OPP	292	3409	11.7	61	11

INTERCEPTIONS	No.	Yds	Avg	Long	TD
Schulz	4	24	6.0	19	0
Martin	2	35	17.5	31	0
Stevens	2	0	0.0	0	0
Burriss	1	28	28.0	28	0
Spielman	1	14	14.0	14	0
Kerner	1	6	6.0	6	0
Perry	1	6	6.0	6	0
Jackson	1	0	0.0	0	0
T. Smith	1	0	0.0	0	0
BILLS	14	113	8.1	31	0
OPP	24	498	20.8	91†	4

PUNTING	No.	Yds	Avg	Net	TB	In	Lg	B
Mohr	101	4194	41.5	36.5	13	27	80	0
BILLS	101	4194	41.5	36.5	13	27	80	0
OPP	102	4406	43.2	36.7	12	27	66	1

PUNT RETURNS	Ret	FC	Yds	Avg	Long	TD
Burriss	27	7	286	10.6	45	0
Copeland	14	7	119	8.5	19	0
Tasker	2	1	18	9.0	12	0
BILLS	43	15	423	9.8	45	0
OPP	40	25	246	6.2	87†	1

KICKOFF RETURNS	No.	Yds	Avg	Long	TD
Moulds	52	1205	23.2	97†	1
Copeland	6	136	22.7	47	0
BILLS	58	1341	23.1	97†	1
OPP	65	1255	19.3	32	0

FIELD GOALS	1-19	20-29	30-39	40-49	50+
Christie	0-0	5-6	12-14	7-8	0-1
BILLS	0-0	5-6	12-14	7-8	0-1
OPP	2-2	8-11	6-10	7-12	0-1

Christie: (28G,39G,34G)|(33G,37N)|(31G,45G)
(32G)|(42G,37G,39G)()
(48G,32G,36N,47G,23G,33G,47G)|(33G)|(33G,50N)
(38G)|(22G)|()|(24G)|(22G)|(20N)|(41G,48N,42G)
OPPONENTS: (22G,34G)|(42G,45N,25N,47B)
(30G,37B,24B)|(36B)|(46N,44G,41G)|(33N)
(43N)|(40G,32G,54N)|()|(23G)|(30G)|(25G)
(33N,41B,25G,49G)|(27N,41G,38G,22G,30G)
(29G,41G,18G)|(19G,24G,26G)

USUAL STARTERS

OFFENSE

WR	88	Quinn Early
TE	86	Tony Cline
LT	70	John Fina
LG	79	Ruben Brown
C	67	Kent Hull
RG	60	Jerry Ostroski
RT	74	Glenn Parker
TE	84	Lonnice Johnson
WR	83	Andy Reed
RB	34	Thurman Thomas
QB	12	Jim Kelly

DEFENSE

LE	90	Phil Hansen
NT	92	Ted Washington
RE	78	Bruce Smith
LOLB	95	Bryce Paup
LILB	54	Chris Spielman
RILB	55	Mark Maddox
ROLB	59	Sam Rogers
LCB	22	Jeff Burriss
RCB	28	Thomas Smith
FS	24	Kurt Schulz
SS	23	Matt Stevens

PASSING	Att	Cmp	Yds	Cmp%	Yds/Att	TD	TD%	Int	Int%	Long	Sack/Lost	Rating
Kelly	379	222	2810	58.6	7.41	14	3.7	19	5.0	67†	37/287	73.2
Collins	99	55	739	55.6	7.46	4	4.0	5	5.1	95†	11/53	71.9
Van Pelt	5	2	9	40.0	1.80	0	0.0	0	0.0	5	0/0	47.9
BILLS	483	279	3558	57.8	7.37	18	3.7	24	5.0	95†	48/340	72.6
OPPONENTS	562	292	3409	52.0	6.07	11	2.0	14	2.5	61	48/341	66.8



1997 SEASON STATISTICS

6-10 | 4TH IN AFC EAST | HEAD COACH MARV LEVY

Date	W/L Score	Opponent	Attendance
8/31	L 13-34	Minnesota	79,139
9/7	W 28-22	at NY Jets	72,988
9/14	L 16-22	at Kansas City	78,169
9/21	W 37-35	Indianapolis	55,340
10/5	W 22-13	Detroit	78,025
10/12	L 6-33	at New England	59,802
10/20	W 9-6	at Indianapolis	61,139
10/26	L 20-23 (OT)	Denver	78,458
11/2	W 9-6	Miami	78,011
11/9	L 10-31	New England	65,783
11/17	L 13-30	at Miami	74,155
11/23	L 14-31	at Tennessee	23,571
11/30	W 20-10	NY Jets	47,776
12/7	L 3-20	at Chicago	39,784
12/14	L 14-20	Jacksonville	41,231
12/20	L 21-31	at Green Bay	60,108

TOTAL FIRST DOWNS	BUF	OPP
Rushing	98	85
Passing	144	160
Penalty	26	20
3rd Down: Made/Att	53/212	85/240
3rd Down Pct.	25.0	35.4
4th Down: Made/Att	11/29	7/16
4th Down: Pct.	37.9	43.8

POSSESSION AVG.	27:59	32:01
-----------------	-------	-------

TOTAL NET YARDS	4657	4853
Avg. Per Game	291.1	303.3
Total Plays	1014	1041
Avg. Per Play	4.6	4.7

NET YARDS RUSHING	1782	1792
Avg. Per Game	111.4	112.0
Total Rushes	422	493

NET YARDS PASSING	2875	3061
Avg. Per Game	179.7	191.3
Sacked/Yards Lost	46/338	46/344
Gross Yards	3213	3405
Att./Completions	546/293	502/287
Completion Pct.	53.7	57.2
Had Intercepted	25	15

PUNTS/AVERAGE	91/41.4	86/42.0
---------------	---------	---------

NET PUNTING AVG.	36.0	36.1
------------------	------	------

PENALTIES/YARDS	92/742	98/992
-----------------	--------	--------

FUMBLES/BALL LOST	39/17	23/7
-------------------	-------	------

TOUCHDOWNS	26	37
Rushing	12	11
Passing	14	17
Returns	0	9

SCORE BY PERIOD	Q1	Q2	Q3	Q4	OT	PTS
BILLS	19	66	45	125	0	255
OPPONENTS	78	118	68	100	3	367

SCORING	Td	Ru	Pa	Rt	K-PAT	FG	S	Pts
Christie	0	0	0	0	21/21	24/30	0	93
A. Smith	8	8	0	0	0/0	0/0	0	48
Early	5	0	5	0	0/0	0/0	0	30
Reed	5	0	5	0	0/0	0/0	0	30
Riemersma	2	0	2	0	1*	0/0	0	14
Holmes	2	2	0	0	0/0	0/0	0	12
Johnson	2	2	0	0	0/0	0/0	0	12
T. Thomas	1	1	0	0	0/0	0/0	0	6
Van Pelt	1	1	0	0	0/0	0/0	0	6
Hansen	0	0	0	0	0/0	0/0	1	2
Moulds	0	0	0	0	1*	0/0	0	2
BILLS	26	12	14	0	21/21	24/30	1	255
OPP	37	11	17	9	34/35	37/46	3	367

2-Pt Conversions: BILLS 2-5, OPP 0-2

SACKS: B. Smith 14.0, Paup 9.5, Hansen 6.0, Moran 4.5, Washington 4.0, Rogers 3.5, Jones 2.0, Holecsek 1.5, Covington 0.5, Jeffcoat 0.5
BILLS: 46.0
OPPONENTS: 46.0

RUSHING	No.	Yds	Avg	Long	TD
A. Smith	194	840	4.3	56t	8
T. Thomas	154	643	4.2	24	1
Holmes	22	106	4.8	19	2
Collins	30	77	2.6	11	0
Moulds	4	59	14.8	29	0
Van Pelt	11	33	3.0	9	1
Reed	3	11	3.7	9	0
Hobert	2	7	3.5	7	0
Johnson	1	6	6.0	6	0
Mohr	1	0	0.0	0	0
BILLS	422	1782	4.2	56t	12
OPP	493	1792	3.6	78t	11

RECEIVING	No.	Yds	Avg	Long	TD
Reed	60	880	14.7	77t	5
Early	60	853	14.2	45	5
Johnson	41	340	8.3	62t	2
T. Thomas	30	208	6.9	30	0
Moulds	29	294	10.1	32	0
A. Smith	28	177	6.3	19	0
Riemersma	26	208	8.0	22	2
Holmes	13	106	8.2	22	0
Tindale	4	105	26.3	45	0
Cline	1	29	29.0	29	0
Reese	1	13	13.0	13	0
BILLS	293	3213	11.0	77t	14
OPP	287	3405	11.9	60	17

INTERCEPTIONS	No.	Yds	Avg	Long	TD
Irvin	2	28	14.0	28	0
Schultz	2	23	11.5	21	0
Kerner	2	20	10.0	20	0
Burris	2	19	9.5	10	0
Moran	2	12	6.0	12	0
Maddox	1	25	25.0	25	0
Martin	1	12	12.0	12	0
Spielman	1	8	8.0	8	0
Covington	1	6	6.0	6	0
Perry	1	4	4.0	4	0
BILLS	15	157	10.5	28	0
OPP	25	359	14.4	62t	3

PUNTING	No.	Yds	Avg	Net	TB	In	Lg	B
Mohr	90	3764	41.8	36.0	6	24	59	1
BILLS	91	3764	41.4	36.0	6	24	59	1
OPP	86	3608	42.0	36.1	8	33	65	1

PUNT RETURNS	Ret	FC	Yds	Avg	Long	TD
Burris	21	8	198	9.4	32	0
Tasker	12	9	113	9.4	47	0
Galloway	2	2	15	7.5	15	0
Moulds	2	0	20	10.0	10	0
Jackson	1	0	0	0.0	0	0
Jones	1	0	0	0.0	0	0
BILLS	39	19	346	8.9	47	0
OPP	44	24	366	8.3	29	0

KICKOFF RETURNS	No.	Yds	Avg	Long	TD
Moulds	43	921	21.4	53	0
Holmes	23	430	18.7	36	0
Galloway	6	130	21.7	30	0
Burris	1	10	10.0	10	0
Cline	1	0	0.0	0	0
Coons	1	12	12.0	12	0
Pike	1	11	11.0	11	0
Tasker	1	12	12.0	12	0
Wiley	1	12	12.0	12	0
BILLS	78	1538	19.7	53	0
OPP	55	1385	25.2	96t	3

FIELD GOALS	1-19	20-29	30-39	40-49	50+
Christie	0-0	6-6	9-12	8-10	1-2
BILLS	0-0	6-6	9-12	8-10	1-2
OPP	2-2	11-11	12-15	9-13	3-5

Christie: (28G,46G)|(46G,33G,30G)|(27G)(47G,33G)(34N)(22G,47G,32N,27G)(30G,55G)(41G,40G,39N,65N,39G)(23G)(36G,24G)(36B)(49G,34G)(41N,43G)(38G,31G)
 OPPONENTS: (21G,43G)(39N,26G,19G,52G)(46G,45G,48N,42G)(39G,36G,49G,22G,25G)(28G,30G)(20G,23G,41G,52G)(51N,39G,32G)(38N,23G,22G,33G)(32N,27G,35G)(42G,42N,45N)(37G,30G,35G)(51G)(53N,22G)(41G,38G)(19G,47G)(45N,35G)

USUAL STARTERS

OFFENSE		
WR	88	Quinn Early
LT	70	John Fina
LG	79	Ruben Brown
C	61	Dusty Zeigler
RG	68	Corbin Lacina
RT	60	Jerry Ostroski (10)
	72	Carey Louchiey (6)
TE	84	Lonnice Johnson
WR	83	Andre Reed
TE/WR	49	Jay Riemersma (8)
	80	Eric Moulds (7)
RB	34	Thurman Thomas
QB	15	Todd Collins

DEFENSE		
LE	90	Phil Hansen
NT	92	Ted Washington
	98	Sean Moran (7)
RE	78	Bruce Smith
LOLB	95	Bryce Paup
LILB	54	Chris Spielman (8)
MLB	52	John Holecsek (7)
RILB	57	Damien Covington (8)
ROLB	59	Sam Rogers
LCB	22	Jeff Burris
RCB	28	Thomas Smith
FS	24	Kurt Schulz
SS	20	Henry Jones

PASSING	Att	Cmp	Yds	Cmp%	Yds/Att	TD	TD%	Int	Int%	Long	Sack/Lost	Rating
Collins	291	215	2367	55.0	6.05	12	3.1	13	3.3	77t	39/278	69.5
Van Pelt	124	60	684	48.4	5.52	2	1.6	10	8.1	39	4/33	37.2
Hobert	30	17	133	56.7	4.43	0	0.0	2	6.7	20	2/7	40.0
Mohr	1	1	29	100.0	29.00	0	0.0	0	0.0	29	0/0	118.8
Reed	0	0	0	—	—	0	—	0	—	—	1/20	—
BILLS	546	283	3214	53.7	5.88	14	2.6	25	4.6	77t	46/338	60.8
OPPONENTS	502	287	3405	57.2	6.78	17	3.4	15	3.0	60	46/344	76.8



1998 SEASON STATISTICS

10-6 | T-2ND IN AFC EAST | HEAD COACH WADE PHILLIPS

Date	W/L Score	Opponent	Attendance
9/6	L 14-16	at San Diego	64,037
9/13	L 7-13	at Miami	73,097
9/20	L 33-34	St. Louis	65,199
10/4	W 26-21	San Francisco	76,615
10/11	W 31-24	at Indianapolis	52,938
10/18	W 17-16	Jacksonville	77,635
10/25	W 30-14	at Carolina	64,050
11/1	W 30-24	Miami	79,011
11/8	L 12-34	at NY Jets	75,403
11/15	W 13-10	New England	72,020
11/22	W 34-11	Indianapolis	49,032
11/29	L 21-25	at New England	58,304
12/6	W 33-20	at Cincinnati	54,359
12/13	W 44-21	Oakland	62,002
12/19	L 10-17	NY Jets	79,056
12/27	W 45-33	at New Orleans	39,707

AFC WILD CARD PLAYOFF
1/2 L 17-24 at Miami 72,698

	BUF	OPP
TOTAL FIRST DOWNS	319	283
Rushing	115	79
Passing	176	168
Penalty	28	36
3rd Down: Made/Att	97/219	80/207
3rd Down Pct.	44.3	38.6
4th Down: Made/Att	3/8	10/18
4th Down Pct.	37.5	55.6

POSSESSION AVG. 32:26 27:34

	5541	4691
TOTAL NET YARDS		
Avg. Per Game	346.3	293.2
Total Plays	1033	949
Avg. Per Play	5.4	4.9

	2161	1493
NET YARDS RUSHING		
Avg. Per Game	135.1	93.3
Total Rushes	531	375

	3380	3198
NET YARDS PASSING		
Avg. Per Game	211.3	199.9
Sacked/Yards Lost	41/241	43/276
Gross Yards	3621	3474
Att./Completions	461/269	532/294
Completion Pct.	58.4	55.3
Had Intercepted	14	18

PUNTS/AVERAGE 69/41.8 77/44.9

NET PUNTING AVG. 33.2 37.5

PENALTIES/YARDS 123/993 104/836

FUMBLES/BALL LOST 17/6 21/13

	43	39
TOUCHDOWNS		
Rushing	13	11
Passing	28	27
Returns	2	1

SCORE BY PERIOD	Q1	Q2	Q3	Q4	OT	PTS
BILLS	67	139	95	99	0	400
OPPONENTS	40	97	70	126	0	333

SCORING	Td	Ru	Pa	Rt	K-PAT	FG	S	Pts
Christie	0	0	0	0	41/41	33/41	0	140
Moulds	9	0	9	0	0/0	0/0	0	54
A. Smith	8	8	0	0	0/0	0/0	0	48
Riemersma	6	0	6	0	0/0	0/0	0	36
Reed	5	0	5	0	0/0	0/0	0	30
Gash	3	0	3	0	0/0	0/0	0	18
Thomas	3	2	1	0	0/0	0/0	0	18
L. Johnson	2	0	2	0	0/0	0/0	0	12
Early	1	0	1	0	0/0	0/0	0	6
Flutie	1	1	0	0	0/0	0/0	0	6
Hansen	1	0	0	1	0/0	0/0	0	6
R. Johnson	1	0	0	0	0/0	0/0	0	6
Linton	1	1	0	0	0/0	0/0	0	6
Northern	1	0	0	1	0/0	0/0	0	6
K. Williams	1	0	1	0	0/0	0/0	0	6
Washington	0	0	0	0	0/0	0/0	1	2
BILLS	43	13	28	2	41/41	33/41	1	400
OPP	39	11	27	1	28/28	21/26	0	333

2-Pt Conversions: **BILLS** 0-2, **OPP** 4-11

SACKS: B. Smith 10.0, Hansen 7.5, Price 5.0, Rogers 4.5, Washington 4.5, Wiley 3.5, P. Williams 3.5, Northern 2.0, Smedley 2.0, Simmons LG 0.5, Simmons TM 0.5
BILLS: 43.0
OPPONENTS: 41.0

RUSHING	No.	Yds	Avg	Long	TD
A. Smith	300	1124	3.7	30	8
Thomas	93	381	4.1	17t	2
Flutie	48	248	5.2	23	1
Linton	45	195	4.3	20	1
R. Johnson	24	123	5.1	32	1
K. Williams	5	46	9.2	28	0
Gash	11	32	2.9	11	0
Holmes TM	2	8	4.0	5	0
C. Williams	2	5	2.5	3	0
Van Pelt	1	-1	-1.0	-1	0
BILLS	531	2161	4.1	32	13
OPP	375	1493	4.0	46	11

RECEIVING	No.	Yds	Avg	Long	TD
Moulds	67	1368	20.4	84t	9
Reed	63	795	12.6	67t	5
K. Williams	29	392	13.5	55	1
Thomas	26	220	8.5	26	1
Riemersma	25	288	11.5	28	6
Early	19	217	11.4	37	1
Gash	19	165	8.7	20	3
L. Johnson	14	146	10.4	27	2
A. Smith	5	11	2.2	9	0
Linton	1	10	10.0	10	0
Holmes TM	1	9	9.0	9	0
BILLS	269	3621	13.5	84t	28
OPP	294	3474	11.8	72t	27

INTERCEPTIONS	No.	Yds	Avg	Long	TD
Schultz	6	48	8.0	24	0
Jones	3	0	0.0	0	0
Jackson	2	27	13.5	27	0
Cowart	2	23	11.5	23	0
Irvin	1	43	43.0	43	0
Northern	1	40	40.0	40t	1
Martin	1	23	23.0	23	0
T. Smith	1	0	0.0	0	0
Washington	1	0	0.0	0	0
BILLS	18	204	11.3	43	1
OPP	14	65	4.6	18	0

PUNTING	No	Yds	Avg	Net	TB	In	Lg	B
Mohr	69	2882	41.8	33.2	11	18	57	0
BILLS	69	2882	41.8	33.2	11	18	57	0
OPP	77	3459	44.9	37.5	10	13	69	0

PUNT RETURNS	Ret	FC	Yds	Avg	Long	TD
K. Williams	37	11	369	10.0	73	0
BILLS	37	11	369	10.0	73	0
OPP	32	17	374	11.7	75t	1

KICKOFF RETURNS	No.	Yds	Avg	Long	TD
K. Williams	47	1059	22.5	46	0
Gash	3	41	13.7	17	0
L. Johnson	3	18	6.0	16	0
Cummings	1	21	21.0	21	0
Holmes TM	1	20	20.0	20	0
Riemersma	1	9	9.0	9	0
BILLS	56	1168	20.9	46	0
OPP	77	1638	21.3	55	0

FIELD GOALS 1-19 20-29 30-39 40-49 50+
Christie 1-1 10-12 12-14 9-11 1-3
BILLS 1-1 10-12 12-14 9-11 1-3
OPP 0-0 7-7 7-7 8-11 1-1

Christie: (21N, 39N) | (36G) | (24G, 51N, 19G, 38G, 45G) | (53N, 39G) | (24G) | (42G, 47G, 44G) | (49N, 22G, 36G, 25G) | (40G, 37G, 44G, 21G) | (31G, 20G, 40N) | (35G, 24G) | (35N, 34G, 26G, 22G) | (20G, 52G, 46G, 34G) | (32G, 49G, 32G) | (28N, 44G) | (35G)
OPPONENTS: (48G, 47G, 54G) | (33G, 27G) | (27G, 25G) | (48N) | (22G, 33G, 43G, 41G) | (35G, 23G, 27G) | (38G) | (49G, 43G) | (39N, 38G, 39N) | (27G) | (44G, 47N) | (48G, 46N) | ()

USUAL STARTERS

OFFENSE		
WR	80	Eric Moulds
LT	70	John Fina
LG	79	Ruben Brown
C	61	Dusty Zeigler
RG	72	Joe Panos
RT	60	Jerry Ostroski
TE	84	Lonnice Johnson
WR	83	Andre Reed
FB	33	Sam Gash
RB	23	Antowan Smith
QB	7	Doug Flutie (10)
	11	Rob Johnson (6)

DEFENSE		
LE	90	Phil Hansen
NT	92	Ted Washington
RE	78	Bruce Smith
LOLB	59	Sam Rogers
ULB	52	John Holecak
RILB	56	Sam Cowart
ROLB	99	Gabe Northern
LCB	27	Ken Irvin
RCB	28	Thomas Smith
FS	24	Kurt Schulz
SS	20	Henry Jones

PASSING	Att	Cmp	Yds	Cmp%	Yds/Att	TD	TD%	Int	Int%	Long	Sack/Lost	Rating
Flutie	354	202	2711	57.1	7.66	20	5.6	11	3.1	84t	12/78	87.4
R. Johnson	107	67	910	62.6	8.50	8	7.5	3	2.8	66t	29/163	102.9
BILLS	461	269	3621	58.4	7.85	28	6.1	14	3.0	84t	41/241	91.0
OPPONENTS	532	294	3474	55.3	6.53	27	5.1	18	3.4	72t	43/276	78.2



1999 SEASON STATISTICS

11-5 | 2ND IN AFC EAST | HEAD COACH WADE PHILLIPS

Date	W/L Score	Opponent	Attendance
9/12	L 14-31	at Indianapolis	56,238
9/19	W 17-3	NY Jets	68,839
9/26	W 26-0	Philadelphia	70,872
10/4	W 23-18	at Miami	74,073
10/10	W 24-21	Pittsburgh	71,038
10/17	L 14-20	Oakland	71,113
10/24	L 16-26	at Seattle	66,301
10/31	W 13-10	at Baltimore	68,673
11/7	W 34-17	at Washington	78,721
11/14	W 23-3	Miami	72,810
11/21	L 7-17	at NY Jets	79,285
11/28	W 17-7	New England	72,111
12/12	L 17-19	NY Giants	72,527
12/19	W 31-21	at Arizona	64,337
12/26	W 13-10 (OT)	at New England	55,014
1/2	W 31-6	Indianapolis	61,959

AFC WILD CARD PLAYOFF
1/8 L 16-22 at Tennessee 66,782

	BUF	OPP
TOTAL FIRST DOWNS	313	244
Rushing	117	73
Passing	173	144
Penalty	23	27
3rd Down: Made/Att	93/228	69/220
3rd Down Pct.	40.8	31.4
4th Down: Made/Att	11/21	6/18
4th Down: Pct.	52.4	33.3

POSSESSION AVG. 32:12 27:48

	5333	4045
TOTAL NET YARDS	5333	4045
Avg. Per Game	333.3	252.8
Total Plays	1059	950
Avg. Per Play	5.0	4.3

	2040	1370
NET YARDS RUSHING	2040	1370
Avg. Per Game	127.5	85.6
Total Rushes	519	407

	3293	2675
NET YARDS PASSING	3293	2675
Avg. Per Game	205.8	167.2
Sacked/Yards Lost	27/185	37/214
Gross Yards	3478	2889
Att./Completions	513/290	506/269
Completion Pct.	56.5	53.2
Had Intercepted	16	12

PUNTS/AVERAGE 73/38.9 93/41.7

NET PUNTING AVG. 33.9 34.5

PENALTIES/YARDS 97/789 97/790

FUMBLES/BALL LOST 17/11 14/9

	35	23
TOUCHDOWNS	35	23
Rushing	12	9
Passing	21	12
Returns	2	2

SCORE BY PERIOD	Q1	Q2	Q3	Q4	OT	PTS
BILLS		68	98	73	78	320
OPPONENTS		66	80	23	60	229

SCORING	TD	Ru	Pa	Rt	K-PAT	FG	S	Pts
Christie	0	0	0	0	33/33	25/34	0	108
Moulds	7	0	7	0	0/0	0/0	0	42
Linton	6	5	1	0	1*	0/0	0	38
A. Smith	6	6	0	0	0/0	0/0	0	36
Riemersma	4	0	4	0	0/0	0/0	0	24
P. Price	3	0	3	0	0/0	0/0	0	18
Collins	2	0	2	0	0/0	0/0	0	12
Gash	2	0	2	0	0/0	0/0	0	12
Flutie	1	1	0	0	0/0	0/0	0	6
Jones	1	0	0	1	0/0	0/0	0	6
Northern	1	0	0	1	0/0	0/0	0	6
Reed	1	0	1	0	0/0	0/0	0	6
Thomas	1	0	1	0	0/0	0/0	0	6
BILLS	35	12	21	2	33/33	25/34	320	
OPP	23	9	12	2	22/22	23/31	229	

2-Pt Conversions: BILLS 1-2, OPP 0-1

SACKS: B. Smith 7.0, Hansen 6.0, Wiley 5.0, Northern 3.5, Rogers 3.0, S. Price 2.5, Washington 2.5, P. Williams 2.5, Perry 1.5, Cowart 1.0, Cummings 1.0, Holecek 1.0, Moran 0.5
BILLS: 37-0
OPPONENTS: 27-0

RUSHING	No.	Yds	Avg	Long	TD
Linton	205	695	3.4	18	5
A. Smith	165	614	3.7	52t	6
Flutie	88	476	5.4	24t	1
Thomas	36	152	4.2	31	0
Johnson	8	61	7.6	25	0
Gordon	11	38	3.5	13	0
K. Williams	1	13	13.0	13	0
Moulds	1	1	1.0	1	0
Mohr	1	0	0.0	0	0
Van Pelt	1	-1	-1.0	-1	0
Hicks	1	-2	-2.0	-2	0
P. Price	1	-7	-7.0	-7	0
BILLS	519	2040	3.9	52t	12
OPP	407	1370	3.4	40	9

RECEIVING	No.	Yds	Avg	Long	TD
Moulds	65	994	15.3	54t	7
Reed	52	536	10.3	30	1
Riemersma	37	496	13.4	38	4
P. Price	31	393	12.7	45	3
K. Williams	31	381	12.3	35	0
Linton	29	228	7.9	28	1
Gash	20	163	8.2	31t	2
Collins	9	124	13.8	45	2
Loud	6	66	11.0	20	0
Jackson	4	34	8.5	16	0
Thomas	3	37	12.3	23t	1
A. Smith	2	32	16.0	23	0
Hicks	1	-6	-6.0	-6	0
BILLS	290	3478	12.0	54t	21
OPP	269	2889	10.7	50	12

INTERCEPTIONS	No.	Yds	Avg	Long	TD
Schultz	3	26	8.7	26	0
Winfield	2	13	6.5	10	0
Wiley	1	52	52.0	52	0
Holecek	1	35	35.0	35	0
T. Smith	1	29	29.0	29	0
Rogers	1	24	24.0	24	0
Irvin	1	1	1.0	1	0

	Greer	1	0	0.0	0	0
Martin	1	0	0.0	0	0	0
BILLS	12	180	15.0	52	0	0
OPP	16	288	18.0	74t	1	1

PUNTING	No.	Yds	Avg	Net	Tb	In	Lg	B
Mohr	73	2840	38.9	33.9	7	20	60	0
BILLS	73	2840	38.9	33.9	7	20	60	0
OPP	93	3875	41.7	34.5	16	22	60	0

PUNT RETURNS	Ret	FC	Yds	Avg	Long	TD
K. Williams	33	17	331	10.0	27	0
P. Price	1	0	16	16.0	16	0
BILLS	34	17	347	10.2	27	0
OPP	23	25	226	9.8	26	0

KICKOFF RETURNS	No.	Yds	Avg	Long	TD
K. Williams	42	840	20.0	62	0
Loud	2	26	13.0	15	0
Porter	2	41	20.5	24	0
Collins	1	6	6.0	6	0
Gash	1	13	13.0	13	0
Gordon	1	11	11.0	11	0
Jones	1	37	37.0	37	1
P. Price	1	27	27.0	27	0
BILLS	51	1001	19.6	62	1
OPP	68	1504	22.1	93	0

FIELD GOALS	1-19	20-29	30-39	40-49	50+
Christie	2-2	10-10	7-10	3-9	3-3
BILLS	2-2	10-10	7-10	3-9	3-3
OPP	0-0	8-8	9-11	6-9	0-3

Christie: (36G,29G)(44N,45N,35G)
(24G,29G,19G,36G,49N)(26G,52G,31G)(29G,36N)
(150G)(25G,40G)(23G,20G)(31G,48G,47G,35N)
(40N,45N)(28G)(50G,39,48N)(33G)(39G,23G)(19G)
OPPONENTS: (45B,35G)(31G)(50N)
(30G,44G,26G,26G)(125G,32G,32N)
(40G,21G,42G,34G)(37G,51B)(55N,41G)(30G)
(36G)(142G,21G,21G,48G)(144N,38G,33N,44N)
(27G,24G)

USUAL STARTERS

OFFENSE	WR	80	Eric Moulds
LT	70	John Fina	
LG	79	Ruben Brown	
C	60	Jerry Ostroski	
RG	61	Dusty Zeigler	
RT	77	Robert Hicks	
TE	85	Jay Riemersma	
WR	83	Andre Reed	
FB	33	Sam Gash	
RB	23	Antowain Smith	
QB	7	Doug Flutie	

DEFENSE

LE	90	Phil Hansen
NT	92	Ted Washington
RE	78	Bruce Smith
LOLB	59	Sam Rogers
LILB	52	John Holecek
RILB	56	Sam Cowart
ROLB	99	Gabe Northern
LCB	27	Ken Irvin
RCB	28	Thomas Smith
FS	24	Kurt Schulz
SS	20	Henry Jones

PASSING	Att	Cmp	Yds	Cmp%	Yds/Att	TD	TD%	Int	Int%	Long	Sack/Lost	Rating
Flutie	478	264	3171	55.2	6.63	19	4.0	16	3.3	54t	26/176	75.1
Johnson	34	25	298	73.5	8.76	2	5.9	0	0.0	42	1/9	119.5
Van Pelt	1	1	9	100.0	9.00	0	0.0	0	0.0	9	0/0	104.2
BILLS	513	290	3478	56.5	6.78	21	4.1	16	3.1	54t	27/185	78.1
OPPONENTS	506	269	2889	53.2	5.71	12	2.4	12	2.4	50	37/214	68.2

2000 SEASON STATISTICS

8-8 | 4TH IN AFC EAST | HEAD COACH WADE PHILLIPS



Date	W/L Score	Opponent	Attendance
9/3	W 16-13	Tennessee	72,492
9/10	W 27-18	Green Bay	77,722
9/17	L 14-27	at NY Jets	77,884
10/1	L 16-18	Indianapolis	72,617
10/8	L 13-22	at Miami	73,901
10/15	W 27-24(OT)	San Diego	72,351
10/22	L 27-31	at Minnesota	64,116
10/29	W 23-20	NY Jets	72,861
11/5	W 16-13(OT)	at New England	60,292
11/12	W 20-3	Chicago	72,420
11/19	W 21-17	at Kansas City	78,457
11/26	L 17-31	at Tampa Bay	65,546
12/3	L 6-33	Miami	73,002
12/11	L 20-44	at Indianapolis	56,671
12/17	L 10-13(OT)	New England	47,230
12/23	W 42-23	at Seattle	61,025

TOTAL FIRST DOWNS	BUF	OPP
	309	252
Rushing	111	76
Passing	174	153
Penalty	24	23
3rd Down: Made/Att	92/247	81/219
3rd Down Pct.	37.2	37.0
4th Down: Made/Att	9/12	7/11
4th Down Pct.	75.0	63.6

POSSESSION AVG.	31:25	28:35
-----------------	-------	-------

TOTAL NET YARDS	5498	4426
Avg. Per Game	343.6	276.6
Total Plays	1080	966
Avg. Per Play	5.1	4.6

NET YARDS RUSHING	1922	1559
Avg. Per Game	120.1	97.4
Total Rushes	475	444

NET YARDS PASSING	3576	2867
Avg. Per Game	223.5	179.2
Sacked/Yards Lost	59/360	42/308
Gross Yards	3936	3175
Att./Completions	546/312	480/283
Completion Pct.	57.1	59.0
Had Intercepted	10	16

PUNTS/AVERAGE	96/38.1	92/42.0
---------------	---------	---------

NET PUNTING AVG.	31.4	38.4
------------------	------	------

PENALTIES/YARDS	101/913	103/905
-----------------	---------	---------

FUMBLES/BALL LOST	28/13	30/13
-------------------	-------	-------

TOUCHDOWNS	34	37
Rushing	11	13
Passing	20	18
Returns	3	6

SCORE BY PERIOD	Q1	Q2	Q3	Q4	OT	PTS
BILLS	54	97	40	118	6	315
OPPONENTS	46	93	76	132	3	350

SCORING TD	Ru	Pa	Rt	K-PAT	FG	S	Pts
Christie	0	0	0	0	31/31	26/35	0 109
Morris	6	5	1	0	0/0	0/0	0 36
Moulds	5	0	5	0	0/0	0/0	0 30
Riemersma	5	0	5	0	0/0	0/0	0 30
Smith	4	4	0	0	0/0	0/0	0 24
P. Price	3	0	3	0	0/0	0/0	0 18
Bryson	2	0	2	0	1*	0/0	0 14
McDaniel	2	0	2	0	0/0	0/0	0 12
Flutie	1	1	0	0	0/0	0/0	0 6
S. Jackson	1	0	1	0	0/0	0/0	0 6
Johnson	1	1	0	0	0/0	0/0	0 6
H. Jones	1	0	0	1	0/0	0/0	0 6
Linton	1	0	1	0	0/0	0/0	0 6
Ostroski	1	0	0	1	0/0	0/0	0 6
Porter	1	0	0	1	0/0	0/0	0 6
BILLS	34	11	20	3	31/31	26/35	315
OPP	37	13	18	6	33/33	29/33	350

2-Pt Conversions: BILLS 1-7, OPP 0-0

SACKS: Wiley 10.5, Newman 8.0, Cowart 5.5, Rogers 5.0, Washington 2.5, Williams 2.5, Flowers 2.0, Hansen 2.0, F. Jones 1.0, Larsen 1.0, Moore 1.0, S. Price 1.0

OPPONENTS : 59.0

RUSHING	No.	Yds	Avg	Long	TD
Bryson	161	591	3.7	24	0
Smith	101	354	3.5	59	4
Morris	93	341	3.7	32	5
Johnson	42	307	7.3	23	1
Flutie	36	161	4.5	32	1
Linton	38	112	2.9	12	0
P. Price	2	32	16.0	27	0
Moulds	2	24	12.0	20	0
BILLS	475	1922	4.0	59	11
OPP	444	1559	3.5	39	13

RECEIVING	No.	Yds	Avg	Long	TD
Moulds	94	1326	14.1	52	5
P. Price	52	762	14.7	42	3
McDaniel	43	697	16.2	74	2
Morris	37	268	7.2	24	1
Bryson	32	271	8.5	32	2
Riemersma	31	372	12.0	35	5
Collins	6	72	12.0	23	0
S. Jackson	5	36	7.2	12	1
Cavil	4	66	16.5	39	0
Smith	3	20	6.7	9	0
Linton	3	8	2.7	4	1
Porter	1	44	44.0	44	0
Johnson	1	-6	-6.0	-6	0
BILLS	312	3936	12.6	74	20
OPP	283	3175	11.2	63	18

INTERCEPTIONS	No.	Yds	Avg	Long	TD
Carpenter	5	63	12.6	22	0
H. Jones	2	45	22.5	45	1
Cowart	2	4	2.0	2	0
Irvin	2	1	0.5	1	0
Rogers	1	10	10.0	10	0
Winfield	1	8	8.0	8	0
Flowers	1	0	0.0	0	0
Holecek	1	0	0.0	0	0
Porter	1	0	0.0	0	0
BILLS	16	131	8.2	45	1
OPP	10	112	11.2	40	1

PUNTING	No	Yds	Avg	Net	TB	In	Lg	B
Mohr	95	3661	38.5	31.4	5	19	57	1
BILLS	96	3661	38.1	31.4	5	19	57	1
OPP	92	3865	42.0	38.4	7	37	70	0

PUNT RETURNS	Ref	FC	Yds	Avg	Long	TD
Watson	33	18	163	4.9	20	0
P. Price	5	5	27	5.4	12	0
BILLS	38	23	190	5.0	20	0
OPP	51	21	544	10.7	73	1

KICKOFF RETURNS	No.	Yds	Avg	Long	TD
Watson	44	894	20.3	37	0
Black	9	165	18.3	26	0
Bryson	8	122	15.3	26	0
Linton	3	40	13.3	17	0
Cavil	1	1	1.0	1	0
Foreman	1	19	19.0	19	0
H. Jones	1	4	4.0	4	0
Morris	1	17	17.0	17	0
Smith	1	0	0.0	0	0
BILLS	69	1262	18.3	37	0
OPP	70	1524	21.8	97	2

FIELD GOALS	1-19	20-29	30-39	40-49	50+
Christie	2-2	11-13	4-6	9-13	0-1
BILLS	2-2	11-13	4-6	9-13	0-1
OPP	1-1	11-12	11-13	5-5	1-2

Christie: (51N,42G,41G,33G)(45G,20G)(43B)(19C,30G,27G)(45C,23G)(29G,46G)(25G,48G)(20G,44B,29G,34G)(19C,48G,32G)(27G,42G,39N)(42N,28G)(47N)(29G,46G)(25G,38B,30B)(26N) OPPONENTS: (38G,27G,60N)(24G)(51G,33N,27G)(45G)(30G,33G)(36G)(38G,20G,21G)(40G,36G)(48G,43G)(24G)(19G,35B)(45G)(32G,31G,20G,26G)(37G,23G,39G)(22G,27N,24G)(38G)

USUAL STARTERS

OFFENSE	WR	70	Eric Moulds
WR	80	John Fina	
LT	70	Ruben Brown	
LG	79	Jerry Ostroski	
C	60	Jamie Nail	
RG	74	Marcus Spriggs (9)	
RT	69	Robert Hicks (7)	
	77	Jay Riemersma	
TE	85	Peerless Price	
WR	81	Jeremy McDaniel	
WR	86	Shawn Bryson	
RB	38	Rob Johnson	
QB	11		

DEFENSE

LE	90	Phil Hansen (8)
	91	Shawn Price (6)
NT	92	Ted Washington
RE	75	Marcellus Wiley
SOLB	53	Keith Newman
SILB	52	John Holecek
WILB	56	Sam Cowart
WOLB	59	Sam Rogers
LCB	26	Antoine Winfield
RCB	27	Ken Irvin
FS	29	Keion Carpenter
SS	20	Henry Jones

PASSING	Att	Cmp	Yds	Cmp%	Yds/Att	TD	TD%	Int	Int%	Long	Sack/Lost	Rating
Johnson	306	175	2125	57.2	6.94	12	3.9	7	2.3	74	49/292	82.2
Flutie	231	132	1700	57.1	7.36	8	3.5	3	1.3	52	10/68	86.5
Van Pelt	8	4	67	50.0	8.38	0	0.0	0	0.0	36	0/0	78.6
Mahr	1	1	44	100.0	44.00	0	0.0	0	0.0	44	0/0	118.8
BILLS	546	312	3936	57.1	7.21	20	3.7	10	1.8	74	59/360	84.3
OPPONENTS	480	283	3175	59.0	6.61	18	3.8	16	3.3	63	42/308	77.4



2001 SEASON STATISTICS

3-13 | 5TH IN AFC EAST | HEAD COACH GREGG WILLIAMS

Date	W/L	Score	Opponent	Attendance
9/9	L	6-24	New Orleans	71,447
9/23	L	26-42	at Indianapolis	56,135
9/30	L	3-20	Pittsburgh	72,874
10/7	L	36-42	NY Jets	72,654
10/18	W	13-10	at Jacksonville	58,893
10/28	L	24-27	at San Diego	63,698
11/4	L	14-30	Indianapolis	63,786
11/11	L	11-21	at New England	60,292
11/18	L	20-23	Seattle	60,836
11/25	L	27-34	Miami	73,063
12/2	L	0-35	at San Francisco	67,252
12/9	W	25-24	Carolina	44,549
12/16	L	9-12 (OT)	New England	45,527
12/23	L	30-33	at Atlanta	43,320
12/30	W	14-9	at NY Jets	78,200
1/6	L	7-34	at Miami	73,428

TOTAL FIRST DOWNS	BUF	OPP
Rushing	287	302
Passing	75	122
Penalty	180	154
3rd Down: Made/Att	32	26
3rd Down Pct.	75/217	86/205
4th Down: Made/Att	34.6	42.0
4th Down Pct.	12/24	4/9
	58.3	43.5

POSSESSION AVG. 29:00 31:00

TOTAL NET YARDS	5137	5292
Avg. Per Game	321.1	330.8
Total Plays	1009	969
Avg. Per Play	5.1	5.5

NET YARDS RUSHING	1686	2133
Avg. Per Game	105.4	133.3
Total Rushes	406	482

NET YARDS PASSING	3451	3159
Avg. Per Game	215.7	197.4
Sacked/Yards Lost	46/271	34/219
Gross Yards	3722	3378
Att./Completions	557/327	453/284
Completion Pct.	58.7	62.7
Had Intercepted	20	11

PUNTS/AVERAGE 80/40.8 66/43.0

NET PUNTING AVG. 33.8 36.2

PENALTIES/YARDS 123/954 93/835

FUMBLES/BALL LOST 26/13 26/8

TOUCHDOWNS	31	48
Rushing	9	20
Passing	18	23
Returns	4	5

SCORE BY PERIOD	Q1	Q2	Q3	Q4	OT	Pts
BILLS	33	89	56	87	0	265
OPPONENTS	91	115	83	128	3	420

SCORING	TD	Ru	Pa	Rk	PAT	FG	S	Pts
Arians	0	0	0	0	16/17	12/21	0	52
P. Price	7	0	7	0	0/0	0/0	0	42
Moulds	5	0	5	0	1*	0/0	0	32
Graham	0	0	0	0	7/7	6/8	0	25
Centers	4	2	2	0	0/0	0/0	0	24
Henry	4	4	0	0	0/0	0/0	0	24
Riemersma	3	0	3	0	0/0	0/0	0	18
Bryson	2	2	0	0	0/0	0/0	0	12
Clements	2	0	2	0	0/0	0/0	0	12
Spoon	2	0	2	0	0/0	0/0	0	12
S. Jackson	1	0	1	0	0/0	0/0	0	6
Johnson	1	1	0	0	0/0	0/0	0	6
BILLS	31	9	18	4	23/24	18/29	0	265
OPP	48	20	23	5	48/48	28/37	0	420

2-Pt Conversions: BILLS 1-7, OPP 0-0

SACKS: Schobel 6.5, Newman 3.5, Fisher 3.0, Hansen 3.0, Office 3.0, Foreman 2.5, Flowers 2.0, S. Price 2.0, Robertson 2.0, Williams 1.5, Wright 1.5, Clements 1.0, Larsen 1.0, Prioleau 1.0, Jones 0.5
 BILLS : 34.0
 OPPONENTS : 46.0

RUSHING	No	Yds	Avg	Lg	TD
Henry	213	729	3.4	25	4
Bryson	80	341	4.3	68t	2
Johnson	36	241	6.7	23	1
Centers	34	160	4.7	50	2
P. Price	6	97	16.2	31	0
Morris	20	72	3.6	10	0
Van Pelt	12	33	2.8	15	0
T. Brown	1	10	10.0	10	0
Moulds	3	3	1.0	6	0
Moorman	1	0	0.0	0	0
BILLS	406	1686	4.2	68t	9
OPP	482	2133	4.4	47	20

RECEIVING	No	Yds	Avg	Lg	TD
Centers	80	620	7.8	26	2
Moulds	67	904	13.5	80t	5
P. Price	55	895	16.3	70t	7
Riemersma	53	590	11.1	36	3
Henry	22	179	8.1	40	0
Germany	12	203	16.9	39	0
McDaniel	11	129	11.7	22	0
Bryson	9	59	6.6	23	0
Black	8	90	11.3	25	0
Morris	7	36	5.1	11	0
Crosby	2	16	8.0	9	0
S. Jackson	1	1	1.0	1t	1
BILLS	327	3722	11.4	80t	18
OPP	284	3378	11.9	63t	23

INTERCEPTIONS	No	Yds	Avg	Lg	TD
Clements	3	48	16.0	48t	1
Spoon	2	51	25.5	44t	2
Winfield	2	0	0.0	0	0
Watson	1	23	23.0	23	0
Hansen	1	17	17.0	17	0
Irvin	1	0	0.0	0	0
Tillman	1	0	0.0	0	0
BILLS	11	139	12.6	48t	3
OPP	20	390	19.5	100t	2

PUNTING	No	Yds	Avg	Net	TB	In	Lg	B
Moorman	80	3262	40.8	33.8	7	16	66	0
BILLS	80	3262	40.8	33.8	7	16	66	0
OPP	66	2836	43.0	36.2	11	27	77	0

PUNT RETURNS	Ref	FC	Yds	Avg	Long	TD
P. Price	19	8	110	5.8	24	0
Clements	4	1	81	20.3	66t	1
Black	1	0	34	34.0	34	0
BILLS	24	9	225	9.4	66t	1
OPP	40	9	418	10.5	48	0

KICKOFF RETURNS	No.	Yds	Avg	Long	TD
Clements	30	628	20.9	37	0
Black	25	498	19.9	29	0
Bryson	16	299	18.7	32	0
Driver	7	130	18.6	23	0
Watson	5	96	19.2	30	0
BILLS	83	1651	19.9	37	0
OPP	52	987	19.0	72	0

FIELD GOALS	1-19	20-29	30-39	40-49	50+
Arians	0-0	6-6	2-4	4-11	0-0
Graham	0-0	4-4	0-0	2-4	0-0
BILLS	0-0	10-10	2-4	6-15	0-0
OPP	0-0	7-8	12-15	6-11	3-3

Arians: [37G,22G],[48G,37N,49G],[49N,23G],[28G]
 [41N,39N,30G,46G],[41G,45N,44B],[48B],[24G,49N],[25G,26G,45N] (1)
 Graham: [49N],[20G,27G],[43N,41G,25G,41G],[28G] (1) (1)
 OPPONENTS: [31G],[45N],[33N,30G,52G] (1)[41G],[37G,25G,36N,41N],[34G,41G,47G] (43N,45N)[40G,38G,51G],[25G,39G],[32N,22B] (37G)[40G,32G,25G,23G],[35G,32G,43G,52G] (33G,28G,32G)[22G,49N,20G]

USUAL STARTERS

OFFENSE

WR	80	Eric Moulds
LT	70	John Fina
LG	79	Ruben Brown
C	63	Bill Conaty
RG	71	Corey Hulsey
RT	75	Jonas Jennings
TE	85	Jay Riemersma
WR	81	Peerless Price
FB	37	Larry Centers
RB	20	Travis Henry
QB	10	Alex Van Pelt (8)
	11	Rob Johnson (8)

DEFENSE

LE	90	Phil Hansen
LT	91	Shawn Price
RT	93	Pat Williams
RE	94	Aaron Schobel
SLB	53	Keith Newman
MLB	58	Brandon Spoon
WLB	55	Jay Foreman
LCB	26	Antoine Winfield
RCB	22	Nate Clements
FS	29	Keion Carpenter (10)
	28	Travares Tillman (6)
SS	39	Raion Hill

PASSING	Att	Cmp	Yds	Cmp%	Yds/Att	TD	TD%	Int	Int%	Long	Sack/Lost	Rating
Van Pelt	307	178	2056	58.0	6.70	12	3.9	11	3.6	80t	14/73	76.4
Johnson	216	134	1465	62.0	6.78	5	2.3	7	3.2	61t	31/196	76.3
T. Brown	33	15	201	45.5	6.09	1	3.0	2	6.1	34t	1/2	50.2
Moorman	1	0	0	0.0	0.00	0	0.0	0	0.0	0	0/0	39.6
BILLS	557	327	3722	58.7	6.68	18	3.2	20	3.6	80t	46/271	74.7
OPPONENTS	453	284	3378	62.7	7.46	23	5.1	11	2.4	63t	34/219	92.2



2002 SEASON STATISTICS

8-8 | 4TH IN AFC EAST | HEAD COACH GREGG WILLIAMS

Date	W/L	Score	Opponent	Attendance
9/8	L	31-37	(OT) NY Jets	72,751
9/15	W	45-39	(OT) at Minnesota	64,047
9/22	L	23-28	at Denver	75,359
9/29	W	33-27	(OT) Chicago	72,780
10/6	L	31-49	Oakland	73,038
10/13	W	31-24	at Houston	70,120
10/20	W	23-10	at Miami	73,180
10/27	W	24-17	Detroit	72,710
11/3	L	7-38	New England	73,448
11/17	L	16-17	at Kansas City	77,951
11/24	L	13-31	at NY Jets	78,745
12/1	W	38-21	Miami	73,287
12/8	L	17-27	at New England	68,436
12/15	W	20-13	San Diego	61,838
12/22	L	0-10	at Green Bay	64,106
12/29	W	27-9	Cincinnati	47,850

TOTAL FIRST DOWNS	BUF	OPP
Rushing	355	303
Passing	90	107
Penalty	218	160
3rd Down: Made/Att	47	36
3rd Down Pct.	90/212	76/207
4th Down: Made/Att	42.5	36.7
4th Down Pct.	7/12	10/23
	58.3	43.5

POSSESSION AVG. 30:56 29:04

TOTAL NET YARDS	5591	5189
Avg. Per Game	349.4	324.3
Total Plays	1054	999
Avg. Per Play	5.3	5.2

NET YARDS RUSHING	1596	2122
Avg. Per Game	99.8	132.6
Total Rushes	388	473

NET YARDS PASSING	3995	3067
Avg. Per Game	249.7	191.7
Sacked/Yards Lost	54/369	31/212
Gross Yards	4364	3279
Att./Completions	612/377	495/281
Completion Pct.	61.6	56.8
Had Intercepted	15	10

PUNTS/AVERAGE 67/42.4 71/39.9

NET PUNTING AVG. 36.0 35.2

PENALTIES/YARDS 112/103 1117/1053

FUMBLES/BALL LOST 29/16 20/9

TOUCHDOWNS	44	49
Rushing	17	20
Passing	24	24
Returns	3	5

SCORE BY PERIOD	Q1	Q2	Q3	Q4	OT	PTS
BILLS	48	141	97	81	12	379
OPPONENTS	85	129	61	116	6	397

SCORING	TD	Ru	Pa	Rt	K-PAT	FG	S	PTS
Hollis	0	0	0	0	40/40	25/33	0	115
Henry	14	13	1	0	-	-	0	84
Moulds	10	0	10	0	-	-	0	60
P. Price	9	0	9	0	-	-	0	54
Bledsoe	2	2	0	0	-	-	0	12
Centers	2	2	0	0	-	-	0	12
Moore	2	0	2	0	-	-	0	12
Reed	2	0	2	0	-	-	0	12
Clements	1	0	0	1	-	-	0	6
Edwards	1	0	0	1	-	-	0	6
Rogers	1	0	0	1	-	-	0	6
BILLS	44	17	24	3	40/40	25/33	0	379
OPP	49	20	24	5	44/46	19/26	0	397

2-Pt Conversions: BILLS 0-2, OPP 1-2
SACKS: Schobel 8.5, Ahanotu 5.0, Fletcher 3.0, Newnam 3.0, Wire 3.0, Edwards 2.5, Prioleau 1.0, P. Williams 0.5, BILLS : 31.0
OPPONENTS : 54.0

RUSHING	No.	Yds	Avg	Long	TD
Henry	325	1438	4.4	34	13
Bledsoe	27	67	2.5	11	2
Centers	11	56	5.1	13	2
Bryson	13	35	2.7	10	0
Burns	5	7	1.4	6	0
Moulds	1	7	7.0	7	0
Morris	2	5	2.5	5	0
Moorman	1	-6	-6.0	-6	0
P. Price	3	-13	-4.3	1	0
BILLS	388	1596	4.1	34	17
OPP	473	2122	4.5	55†	20

RECEIVING	No.	Yds	Avg	Long	TD
Moulds	100	1292	12.9	70†	10
P. Price	94	1252	13.3	73†	9
Centers	43	388	9.0	25	0
Henry	43	309	7.2	26†	1
Reed	37	509	13.8	42	2
Riemersma	32	350	10.9	29	0
Moore	16	141	8.8	19	2
Crosby	4	33	8.3	11	0
Morris	3	48	16.0	18	0
Johnson	3	39	13.0	22	0
Bryson	1	9	9.0	9	0
R. Brown	1	-6	-6.0	-6	0
BILLS	377	4364	11.6	73†	24
OPP	281	3279	11.7	81	24

INTERCEPTIONS	No.	Yds	Avg	Long	TD
Clements	6	82	13.7	42	1
Thomas	1	31	31.0	31	0
E. Robinson	1	21	21.0	21	0
Brooks	1	13	13.0	13	0
Watson	1	0	0.0	0	0
BILLS	10	147	14.7	42	1
OPP	15	274	18.3	81†	1

PUNTING	No	Yds	Avg	Net	TB	In	Log	B
Moorman	66	2844	43.1	36.0	7	18	84	1
BILLS	67	2844	42.4	36.0	7	18	84	1
OPP	71	2834	39.9	35.2	9	15	70	0

PUNT RETURNS	Ref	FC	Yds	Avg	Long	TD
Rogers	26	11	137	5.3	16	0
Clements	4	0	20	5.0	11	0
BILLS	30	11	157	5.2	16	0
OPP	29	13	294	10.1	61	0

KICKOFF RETURNS	No.	Yds	Avg	Long	TD
Rogers	64	1280	20.0	90†	1
Crosby	3	45	15.0	18	0
Bryson	1	18	18.0	18	0
Burns	1	35	35.0	35	0
Driver	1	27	27.0	27	0
Morris	1	0	0.0	0	0
Clements	0	0	0.0	0	0
BILLS	71	1405	19.8	90†	1
OPP	76	1634	21.5	98†	2

FIELD GOALS	1-19	20-29	30-39	40-49	50+
Hollis	0-0	7-8	8-10	7-10	3-5
BILLS	0-0	7-8	8-10	7-10	3-5
OPP	1-1	5-5	7-7	5-12	1-1

Hollis: (52G, 50N)|(52G, 20G, 20G, 54G, 44N)
 (38G)|(48G, 49G, 39B)|(30G)|(33G|46G, 26G, 44G)
 (33G)|(50N, 25N, 45N)|(23G, 33G, 27G)|(43G, 40G)
 (39G, 46N)|(26G)|(42G, 36G)|(33N)|(32G, 25G)
 OPPONENTS: (34G, 45G, 48N, 33G)|(29G, 22G, 44N)|(49N)|(46G, 24G)|(26G)|(42G)|(35G)|(46G)
 (38G, 45N)|(23G, 45N)|(39G, 46G, 43N)|(39G, 44N, 53G)|(33G)|(19G)

USUAL STARTERS

OFFENSE	WR	80	Eric Moulds
LT	75	Jonas Jennings	
LG	79	Ruben Brown	
C	70	Trey Teague	
RG	71	Marques Sullivan	
RT	75	Mike Williams	
TE	85	Jay Riemersma	
WR	81	Peerless Price	
FB	37	Larry Centers (7)	
	41	Phil Crosby	
RB	20	Travis Henry	
QB	11	Drew Bledsoe	

DEFENSE

LE	72	Chidi Ahanotu
LT	98	Ron Edwards
RT	93	Pat Williams
RE	94	Aaron Schobel
SLB	53	Keith Newman
MLB	58	London Fletcher
WLB	55	Eddie Robinson
LCB	26	Antoine Winfield
RCB	22	Nate Clements
FS	22	Pierson Prioleau
SS	27	Coy Wire

PASSING	Att	Cmp	Yds	Cmp%	Yds/Att	TD	TD%	Int	Int%	Long	Sack/Lost	Rating
Bledsoe	610	375	4359	61.5	7.15	24	3.9	15	2.5	73†	54/369	86.0
Van Pelt	2	2	5	100.0	2.50	0	0.0	0	0.0	4	0/0	79.2
BILLS	612	377	4364	61.6	7.13	24	3.9	15	2.5	73†	54/369	86.0
OPPONENTS	495	281	3279	56.8	6.62	24	4.8	10	2.0	81	31/212	84.7



2003 SEASON STATISTICS

6-10 | 3RD IN AFC EAST | HEAD COACH GREGG WILLIAMS

Date	W/L	Score	Opponent	Attendance
9/7	W	31-0	New England	73,262
9/14	W	38-17	at Jacksonville	58,613
9/21	L	7-17	at Miami	73,458
9/28	L	13-23	Philadelphia	73,305
10/5	W	22-16	(OT) Cincinnati	72,615
10/12	L	3-30	at NY Jets	77,740
10/19	W	24-7	Washington	73,149
10/26	L	5-38	at Kansas City	78,689
11/9	L	6-10	at Dallas	63,770
11/16	L	10-12	Houston	72,677
11/23	L	14-17	Indianapolis	73,004
11/30	W	24-7	at NY Giants	78,481
12/7	W	17-6	NY Jets	72,791
12/14	L	26-28	at Tennessee	68,809
12/21	L	3-20	Miami	73,319
12/27	L	0-31	at New England	68,436

TOTAL FIRST DOWNS	BUF	OPP
Rushing	96	92
Passing	150	153
Penalty	22	25
3rd Down: Made/Att	67/212	86/225
3rd Down Pct.	31.6	38.2
4th Down: Made/Att	13/25	7/13
4th Down: Pct.	52.0	53.8

POSSESSION AVG.	29:40	30:20
TOTAL NET YARDS	4348	4313
Avg. Per Game	271.8	269.6
Total Plays	980	1010
Avg. Per Play	4.4	4.3

NET YARDS RUSHING	1664	1606
Avg. Per Game	104.0	100.4
Total Rushes	427	464

NET YARDS PASSING	2684	2707
Avg. Per Game	167.8	169.2
Sacked/Yards Lost	51/385	38/231
Gross Yards	3069	2938
Att./Completions	502/293	508/285
Completion Pct.	58.4	56.1
Had Intercepted	17	10

PUNTS/AVERAGE	85/44.6	93/38.2
---------------	---------	---------

NET PUNTING AVG.	37.1	34.2
------------------	------	------

PENALTIES/YARDS	106/891	110/996
-----------------	---------	---------

FUMBLES/BALL LOST	36/17	22/8
-------------------	-------	------

TOUCHDOWNS	27	30
Rushing	13	11
Passing	11	18
Returns	3	1

SCORE BY PERIOD	Q1	Q2	Q3	Q4	OT	PTS
BILLS	34	81	58	64	6	243
OPPONENTS	54	93	51	78	0	279

SCORING	Td	Ru	Pa	Rt	K-PAT	FG	S	PTS
Hollis	0	0	0	0	24/24	17/24	0	75
Henry	11	10	1	0	0/0	0/0	0	66
Shaw	4	0	4	0	0/0	0/0	0	24
Bledsoe	2	2	0	0	0/0	0/0	0	12
Moore	2	0	2	0	0/0	0/0	0	12
Reed	2	0	2	0	0/0	0/0	0	12
Adams	1	0	0	1	0/0	0/0	0	6
Campbell	1	0	1	0	0/0	0/0	0	6
Clements	1	0	0	1	0/0	0/0	0	6
Morris	1	1	0	0	0/0	0/0	0	6
Moulds	1	0	1	0	0/0	0/0	0	6
P. Williams	1	0	0	1	0/0	0/0	0	6
Prioleau	0	0	0	0	0/0	0/0	1	2
Team	0	0	0	0	0/0	0/0	2	4
BILLS	27	13	11	3	24/24	17/24	3	243
OPP	30	11	18	12	6/26	23/31	2	279

*2-Pt Conversions: BILLS 0-2, OPP 2-4

SACKS: Schobel 11.5, Posey 5.5, Adams 5.0, Denney 3.5, Milloy 3.0, Fletcher 2.0, Spikes 2.0, McGee 1.0, Winfield 1.0, Wire 1.0, Edwards 0.5, Prioleau 0.5, K. Thomas 0.5, BILLS: 38. 0

OPPONENTS: 51. 0

RUSHING	No.	Yds	Avg	Long	TD
Henry	331	1356	4.1	64	10
Burns	39	113	2.9	12	0
Morris	19	70	3.7	12	1
Reed	3	38	12.7	16	0
Bledsoe	24	29	1.2	11	2
Moorman	1	21	21.0	21	0
A. Brown	1	17	17.0	17	0
Neufeld	1	14	14.0	14	0
T. Brown	1	5	5.0	5	0
Simonton	2	4	2.0	2	0
Gash	1	3	3.0	3	0
Van Pelt	4	-6	-1.5	-1	0
BILLS	427	1664	3.9	64	13
OPP	464	1606	3.5	62	11

RECEIVING	No.	Yds	Avg	Long	TD
Moulds	64	780	12.2	49	1
Reed	58	588	10.1	26	2
Shaw	56	732	13.1	54	4
Campbell	34	339	10.0	31	1
Henry	28	158	5.6	18	1
Morris	14	100	7.1	24	0
Gash	11	83	7.5	18	0
Coleman	8	69	8.6	12	0
Moore	7	82	11.7	28	2
Burns	7	62	8.9	14	0
Neufeld	3	41	13.7	25	0
Aiken	3	35	11.7	19	0
BILLS	293	3069	10.5	54	11
OPP	285	2938	10.3	77	18

INTERCEPTIONS	No.	Yds	Avg	Long	TD
Clements	3	54	18.0	54	1
McGee	2	5	2.5	3	0
Spikes	2	1	0.5	1	0
Adams	1	37	37.0	37	1
Winfield	1	11	11.0	11	0
Schobel	1	6	6.0	6	0
BILLS	10	114	11.4	54	2
OPP	17	186	10.9	74	1

PUNTING	No.	Yds	Avg	Net	TB	In	Lg	B
Moorman	85	3788	44.6	37.1	3	20	71	0
BILLS	85	3788	44.6	37.1	3	20	71	0
OPP	93	3553	38.2	34.2	6	24	53	1

PUNT RETURNS	Ret	FC	Yds	Avg	Long	TD
A. Brown	25	10	111	4.4	18	0
Clements	14	11	137	9.8	35	0
Prioleau	1	0	0	0.0	0	0
Winfield	1	0	0	0.0	0	0
Reed	0	0	0	—	0	0
BILLS	41	21	248	6.0	35	0
OPP	52	8	577	11.1	48	0

KICKOFF RETURNS	No.	Yds	Avg	Long	TD
A. Brown	48	1046	21.8	75	0
McGee	8	160	20.0	26	0
Morris	6	146	24.3	52	0
Burns	1	17	17.0	17	0
BILLS	63	1369	21.7	75	0
OPP	55	1080	19.6	35	0

FIELD GOALS 1-19 20-29 30-39 40-49 50+

Lindell 0-0 11-12 3-3 3-7 0-2
 BILLS 0-0 11-12 3-3 3-7 0-2
 OPP 0-0 8-9 9-9 5-8 1-5

Lindell: (44G)(27G)(51N)(27G,38G,29G)(44G)(20G)(49N,20G)(41G,29G)(29N,44N,23G,20G)(48N)(26G,50N)(32G)(27G,32G)(23G)(40N)
 OPP: (1)(48N,44G)(51N,26G,44N)(26G, 34G,22G)(39G,37G,54N,30G)(27G,33G,50N,43G)(49G)(51G)(41G,34G)(24G)(38G,50N,40G)(29G,39G,41N)(28G,30G)(24N,24G)

USUAL STARTERS

OFFENSE		
WR	80	Eric Moulds
LT	75	Jonas Jennings
LG	79	Ruben Brown
C	70	Trey Teague
RG	61	Mike Pucillo
RT	68	Mike Williams
TE	84	Mark Campbell
WR	82	Josh Reed
RB	20	Travis Henry
FB	33	Sam Gash
QB	11	Drew Bledsoe

DEFENSE

LE	92	Ryan Denney
LT	95	Sam Adams
RT	93	Pat Williams
RE	94	Aaron Schobel
SLB	96	Jeff Posey
MLB	59	London Fletcher
WLB	51	Takeo Spikes
LCB	26	Antoine Winfield
RCB	22	Nate Clements
FS	43	Izell Reese (9)
	23	Pierson Prioleau (6)
SS	36	Lawyer Milloy

PASSING	Att	Cmp	Yds	Cmp%	Yds/Att	TD	TD%	Int	Int%	Long	Sack/Lost	Rating
Bledsoe	471	274	2860	58.2	6.07	11	2.3	12	2.5	54	49/371	73.0
T. Brown	18	14	160	77.8	8.89	0	0.0	1	5.6	28	1/7	80.6
Van Pelt	12	5	49	41.7	4.08	0	0.0	3	25.0	14	1/7	14.2
Henry	1	0	0	0.0	0.0	0	0.0	1	100.0	0	0/0	0.0
BILLS	502	293	3069	58.4	6.11	11	2.2	17	3.4	54	51/385	69.4
OPPONENTS	508	285	2938	56.1	5.78	18	3.5	10	2.0	77	38/231	76.5



2004 SEASON STATISTICS

9-7 | 3RD IN AFC EAST | HEAD COACH MIKE MULARKEY

Date	W/L	Score	Opponent	Attendance
09/12	L	10-13	Jacksonville	72,389
09/19	L	10-13	at Oakland	53,610
10/03	L	17-31	New England	72,698
10/10	L	14-16	at NY Jets	77,976
10/17	W	20-13	Miami	72,714
10/24	L	6-20	at Baltimore	69,809
10/31	W	38-14	Arizona	65,887
11/07	W	22-17	NY Jets	72,574
11/14	L	6-29	at New England	68,756
11/21	W	37-17	St. Louis	72,393
11/28	W	38-9	at Seattle	66,271
12/05	W	42-32	at Miami	73,084
12/12	W	37-7	Cleveland	72,330
12/19	W	33-17	at Cincinnati	65,378
12/26	W	41-7	at San Francisco	63,248
01/02	L	24-29	Pittsburgh	73,414

TOTAL FIRST DOWNS	BUF	OPP
Rushing	102	79
Passing	149	150
Penalty	20	29
3rd Down: Made/Att	77/215	77/214
3rd Down Pct.	35.8	36.0
4th Down: Made/Att	10/21	11/15
4th Down Pct.	47.6	73.3

POSSESSION AVG.	30:21	29:39
TOTAL NET YARDS	4691	4228
Avg. Per Game	293.2	264.3
Total Plays	982	978
Avg. Per Play	4.8	4.3

NET YARDS RUSHING	1874	1604
Avg. Per Game	117.1	100.3
Total Rushes	483	447

NET YARDS PASSING	2817	2624
Avg. Per Game	176.1	164.0
Sacked/Yards Lost	38/215	45/319
Gross Yards	3032	2943
Att./Completions	461/262	486/261
Completion Pct.	56.8	53.7
Had Intercepted	17	24

PUNTS/AVERAGE	78/43.1	79/40.7
---------------	---------	---------

NET PUNTING AVG.	78/36.5	79/33.0
------------------	---------	---------

PENALTIES/YARDS	121/1047	120/865
-----------------	----------	---------

FUMBLES/BALL LOST	26/12	31/15
-------------------	-------	-------

TOUCHDOWNS	46	29
Rushing	15	6
Passing	21	20
Returns	10	3

SCORE BY PERIOD	Q1	Q2	Q3	Q4	OT	PTS
BILLS	89	101	80	125	0	395
OPPONENTS	78	100	12	97	0	284

SCORING	TD	R	Pa	Rt	K-PAT	FG	S	PTS
Lindell	0	0	0	0	45/45	24/28	0	117
McGahee	13	13	0	0	-	-	0	78
Evans	9	0	9	0	-	-	0	54

Campbell	5	0	5	0	-	-	0	30
Moulds	5	0	5	0	-	-	0	30
McGee	3	0	0	3	-	-	0	18
Clements	2	0	0	2	-	-	0	12
Euhus	2	0	2	0	-	-	0	12
Spikes	2	0	0	2	-	-	0	12
S. Williams	2	2	0	0	-	-	0	12
P. Williams	1	0	0	1	-	-	1	8
Peters	1	0	0	1	-	-	0	6
J. Smith	1	0	0	1	-	-	0	6
BILLS	46	15	21	10	45/45	24/28	1	395
OPP	29	6	20	3	27/27	27/32	0	284

2-Pt. Conversions: **BILLS** 0-1, **OPPONENTS** 1-2

SACKS: Schobel 8.0, Adams 5.0, Kelsay 4.5, Edwards 4.0, Milloy 4.0, Fletcher 3.5, Denney 3.0, Spikes 3.0, P. Williams 2.5, McGee 2.0, Greer 1.0, Posey 1.0, Thomas 1.0, Vincent 1.0, Wire 1.0, Clements 0.5
BILLS: 45.0
OPPONENTS: 38.0

RUSHING	No.	Yds.	Avg	Long	TD
McGahee	284	1128	4.0	41	13
Henry	94	326	3.5	19	0
S. Williams	42	167	4.0	27	2
Evans	5	85	17.0	48	0
Burns	20	73	3.7	21	0
Bledsoe	22	37	1.7	17	0
Moorman	2	23	11.5	34	0
Losman	2	15	7.5	10	0
J. Smith	2	11	5.5	8	0
Brown LG	1	2	2.0	2	0
Reed	2	-1	-5.0	6	0
Matthews	2	-3	-1.5	-1	0
Greer	1	-6	-6.0	-6	0
BILLS	483	1874	3.9	48	15
OPP	447	1604	3.6	58	6

RECEIVING	No.	Yds.	Avg	Long	TD
Moulds	88	1043	11.9	49	5
Evans	48	843	17.6	69	9
McGahee	22	169	7.7	16	0
Campbell	12	203	11.9	27	5
Shelton	17	114	6.7	24	0
Reed	16	153	9.6	20	0
Aiken	11	148	13.5	54	0
Euhus	11	98	8.9	17	2
Henry	10	45	4.5	10	0
Neufeld	6	61	10.2	29	0
Shaw	5	59	11.8	20	0
Trafford	3	25	8.3	10	0
J. Smith	3	21	7.0	11	0
S. Williams	3	19	6.3	10	0
Thomas	1	24	24.0	24	0
Burns	1	7	7.0	7	0
BUF	262	3032	11.6	69	21
OPP	261	2943	11.3	51	20

INTERCEPTIONS	No.	Yds	Avg	Long	TD
Clements	6	77	12.8	35	1
Spikes	5	122	24.4	62	2
McGee	3	21	7.0	21	0
Milloy	2	20	10.0	11	0
Reese	1	33	33.0	33	0
Baker	1	26	26.0	26	0
P. Williams	1	20	20.0	20	1
Vincent	1	8	8.0	8	0
Kelsay	1	3	3.0	3	0
Posey	1	3	3.0	3	0

Adams	1	0	0.0	0	0
Stamer	1	0	0.0	0	0
BILLS	24	333	13.9	62	4
OPP	17	357	21.0	94	1

PUNTING	No.	Yds	Avg	Net	TB	In	Log	B
Moorman	77	3325	43.2	36.8	9	17	80	0
Lindell	1	37	37.0	17.0	1	0	37	0
BILLS	78	3362	43.1	36.5	10	17	80	0
OPP	79	3218	40.7	33.6	18	69	1	0

PUNT RETURNS	Ret	FC	Yds	Avg	Long	TD
Clements	35	10	327	9.3	86	1
J. Smith	9	0	157	17.4	70	1
Reed	1	0	7	7.0	7	0
S. Williams	1	0	0	0.0	0	0
BILLS	46	10	491	10.7	86	2
OPP	37	63	15	8.5	34	0

KICKOFF RETURNS	No.	Yds	Avg	Long	TD
McGee	52	1370	26.3	104	3
Fletcher	4	86	21.5	23	0
Shelton	2	25	12.5	15	0
Clements	1	14	14.0	14	0
Kelsay	1	14	14.0	14	0
Moulds	1	2	2.0	2	0
Neufeld	1	3	3.0	3	0
J. Smith	1	28	28.0	28	0
BILLS	63	1542	24.5	104	3
OPP	77	1406	18.3	65	0

FIELD GOALS 1-19 20-29 30-39 40-49 50+
 Lindell 0-0 13-14 10-11 1-3 0-0
 BILLS 0-0 13-14 10-11 1-3 0-0
 OPP 2-2 11-12 8-9 1-7 0-2

Lindell: (42N, 25G)(32G)(33G)(43N, 43G, 20G)
 (24G, 21G)(25G)(20G, 30G)(121G, 35G, 33G)
 (25G)(38N)(23G, 21G, 37G)(23G, 39G, 21G, 33G)
 (23G, 31G)(37G, 28N)
 OPPONENTS: (25G, 27G)(21G, 33G)(42G)
 (29N, 37G, 36G, 38G)(47G, 28G)(24G, 50N, 19G)
 (64N)(36N, 41G)(27G, 24G, 20G, 45G, 37G)(41G)
 (19G)(47G)(45N)(24G)(122G, 21G, 31G, 37G, 33G)

USUAL STARTERS		
OFFENSE		
WR	80	Eric Moulds
LT	75	Jonas Jennings
LG	72	Lawrence Smith
C	70	Trey Teague
RG	58	Chris Villarral
RT	68	Mike Williams
TE	84	Mark Campbell
WR	83	Lee Evans
RB	21	Willis McGahee
FB	31	Damion Shelton
QB	11	Drew Bledsoe

DEFENSE		
LE	90	Chris Kelsay
LT	95	Sam Adams
RT	93	Pat Williams
RE	94	Aaron Schobel
SLB	96	Jeff Posey
MLB	59	London Fletcher
WLB	51	Takeo Spikes
LCB	24	Terrence McGee
RCB	22	Nate Clements
FS	43	Izell Reese (9)
	23	Pierson Prioleau (6)
SS	36	Lawyer Milloy

PASSING	Att	Cmp	Yds	Cmp%	Yds/Att	TD	TD%	Int	Int%	Long	Sack/Lost	Rating
Bledsoe	450	256	2932	56.9	6.52	20	4.4	16	3.6	69	37/215	76.6
Losman	5	3	32	60.0	6.40	0.0	0	1	20.0	17	1/0	39.2
Matthews	3	2	44	66.7	14.67	1	33.3	0	0.0	33	0/0	149.3
Moorman	3	1	24	33.3	8.00	0	0.0	0	0.0	24	0/0	63.2
BILLS	461	262	3032	56.8	6.58	21	4.6	17	3.7	69	38/215	76.7
OPPONENTS	486	261	2943	53.7	6.06	20	4.1	24	4.9	51	45/319	65.2



2005 SEASON STATISTICS

5-11 | 3RD IN AFC EAST | HEAD COACH MIKE MULARKEY

Date	W/L	Score	Opponent	Attendance
09/11	W	22-7	Houston	71,781
09/18	L	3-19	at Tampa Bay	64,777
09/25	L	16-24	Atlanta	72,032
10/02	L	7-19	at New Orleans	58,688
10/09	W	20-14	Miami	72,160
10/16	W	27-17	New York Jets	72,045
10/23	L	17-38	at Oakland	42,779
10/30	L	16-21	at New England	68,756
11/13	W	14-3	Kansas City	72,093
11/20	L	10-48	at San Diego	65,602
11/27	L	9-13	Carolina	71,440
12/04	L	23-24	at Miami	72,051
12/11	L	7-35	New England	71,810
12/17	L	17-28	Denver	71,887
12/24	W	37-27	at Cincinnati	65,485
01/01	L	26-30	at New York Jets	76,822

	BUF	OPP
TOTAL FIRST DOWNS	259	243
Rushing	96	146
Passing	129	169
Penalty	34	28
3rd Down: Made/Att	74/201	93/200
3rd Down Pct.	36.8	46.5
4th Down: Made/Att	6/16	7/12
4th Down Pct.	37.5	58.3

	29:04	30:56
POSSESSION AVG.		

	4122	5496
TOTAL NET YARDS		
Avg. Per Game	257.6	343.5
Total Plays	930	1030
Avg. Per Play	4.4	5.3

	1607	2205
NET YARDS RUSHING		
Avg. Per Game	100.4	137.8
Total Rushes	428	489

	2515	3291
NET YARDS PASSING		
Avg. Per Game	157.2	205.7
Sacked/Yards Lost	43/337	38/269
Gross Yards	2852	3560
Att./Completions	459/269	503/314
Completion Pct.	58.6	62.4
Had Intercepted	16	17

	71/45.7	62/40.2
PUNTS/AVERAGE		

	71/39.1	62/34.4
NET PUNTING AVG.		

	120/897	124/904
PENALTIES/YARDS		

	26/10	24/13
FUMBLES/BALL LOST		

	26	44
TOUCHDOWNS		
Rushing	6	22
Passing	18	19
Returns	2	3

SCORE BY PERIOD	Q1	Q2	Q3	Q4	OT	PTS
BILLS	80	86	46	59	0	271
OPPONENTS	34	135	75	123	0	367

SCORING	TD	Ru	Pa	Rt	K-PAT	FG	S	PTS
Lindell	0	0	0	0	26/26	29/35	0	113
Evans	7	0	7	0				42
McGahee	5	5	0	0				30
Moulds	4	0	4	0				24
McGee	2	0	0	2				12
Reed	2	0	2	0				12
Burns	1	0	1	0				6
Holcomb	1	1	0	0				6
Parrish	1	0	1	0				6
Peters	1	0	1	0				6
Shelton	1	0	1	0				6
J. Smith	1	0	1	0				6
Fletcher	0	0	0	0				12
BILLS	26	6	18	2	26/26	29/35	1	271
OPP	44	22	19	3	44/44	19/25	1	367

*2-Pt Conversions: BILLS 0-0, OPP 0-0

SACKS: Schobel 12, Denney 4, Fletcher 4, Adams 3, Crowell 3, Posey 3, Kelsay 2.5, Bannan 1.5, T. Anderson 1, R. Baker 1, Greer 1, Milloy 1, Spikes 1
BILLS: 38.0
OPPONENTS: 45.0

RUSHING	No.	Yds	Avg	Long	TD
McGahee	325	1247	3.8	27	5
S. Williams	45	161	3.6	28	0
Losman	31	154	5.0	30	0
Evans	4	38	9.5	39	0
Holcomb	18	11	0.6	8	1
J. Smith	1	1	1.0	1	0
Shelton	1	0	0.0	0	0
Parrish	2	-2	-1.0	4	0
Reed	1	-3	-3.0	-3	0
BILLS	428	1607	3.8	39	6
OPP	489	2205	4.5	59	22

RECEIVING	No.	Yds	Avg	Long	TD
Moulds	81	816	10.1	55f	4
Evans	48	743	15.5	65	7
Reed	32	449	14.0	51t	2
McGahee	28	178	6.4	19	0
Campbell	19	139	7.3	27	0
S. Williams	17	118	6.9	23	0
Parrish	15	148	9.9	28	1
Shelton	13	98	7.5	21	1
J. Smith	5	56	11.2	19	1
Aiken	4	57	14.3	22	0
Euhus	3	17	5.7	9	0
Peters	2	5	2.5	4	1
Burns	1	19	19.0	19t	1
Neufeld	1	9	9.0	9	0
BILLS	269	2852	10.6	65	18
OPP	314	3560	11.3	57	19

INTERCEPTIONS	No.	Yds	Avg	Long	TD
McGee	4	97	24.3	46f	1
Vincent	4	78	19.5	42	0
Crowell	2	3	1.5	2	0
Clements	2	0	0.0	0	0
Fletcher	1	20	20.0	20	0
R. Baker	1	18	18.0	18	0
Kelsay	1	17	17.0	17	0
Milloy	1	0	0.0	0	0
Schobel	1	0	0.0	0	0
BILLS	17	233	13.7	46f	1
OPP	16	209	13.1	42	2

PUNTING	No.	Yds	Avg	Net	TB	In	Lg	B
Moorman	71	3242	45.7	39.1	9	22	68	0
BILLS	71	3242	45.7	39.1	9	22	68	0
OPP	62	2492	40.2	34.4	22	61	60	0

PUNT RETURNS	Ret	FC	Yds	Avg	Long	TD
Parrish	14	9	186	13.3	43	0
Clements	8	3	52	6.5	13	0
J. Smith	6	5	41	6.8	17	0
BILLS	28	17	279	10.0	43	0
OPP	42	10	285	6.8	29	0

KICKOFF RETURNS	No.	Yds	Avg	Lg	TD
McGee	46	1391	30.2	99t	1
Parrish	10	261	26.1	45	0
J. Smith	5	124	24.8	44	0
Reed	4	69	17.3	24	0
Burns	3	46	15.3	19	0
Neufeld	3	39	13.0	23	0
Shelton	2	26	13.0	16	0
Euhus	1	0	0.0	0	0
Leonhard	1	36	36.0	36	0
BILLS	75	1992	26.6	99t	1
OPP	64	1308	20.4	95t	1

FIELD GOALS	1-19	20-29	30-39	40-49	50+
Lindell	0/0	8/9	11/13	7/10	3/3
BILLS	0/0	8/9	11/13	7/10	3/3
OPP	0/0	10/10	5/6	4/9	0/0

Lindell:
 (35G, 21G, 42G, 39G, 31G)|(40G)|(36G, 41G, 30G)|(45N)|(24G, 47G)|(50G, 38G)|(41G)
 (46N, 23G, 35G, (21G, 24G, 48N, 22G)
 (21G, 24G, 52G, 36G)
OPPONENTS:
 ((40G)|(27G)|(23G, 40G, 32N, 20G, 37G)|
 (44G)|(25G)|(44N)|(35G, 44N, 43N)|(28G, 38G)
 (25G, 45N, 25G)|(23G)|((31G, 27G)|(49G, 43N, 25G, 34G)

USUAL STARTERS

OFFENSE		
QB	10	Kelly Holcomb
RB	21	Willis McGahee
FB	31	Damon Shelton
WR	80	Eric Moulds
WR	83	Lee Evans
TE	84	Mark Campbell
LT	69	Mike Gandy
LG	66	Bennie Anderson
C	70	Trey Teague
RG	58	Chris Villarral
RT	71	Jason Peters

DEFENSE

DE	90	Chris Kelsay
DT	95	Sam Adams
DT	77	Tim Anderson
DE	94	Aaron Schobel
LB	96	Jeff Posey
LB	59	London Fletcher
LB	51	Takeo Spikes
CB	24	Terrance McGee
CB	22	Nate Clements
FS	23	Troy Vincent
SS	36	Lawyer Milloy

PASSING	Att	Cmp	Yds	Cmp%	Yds/Att	TD	TD%	Int	Int%	Long	Sack/Lost	Rating
Holcomb	230	155	1509	67.4	6.56	10	4.3	8	3.5	65	17/140	85.6
Losman	228	113	1340	49.6	5.88	8	3.5	8	3.5	58	26/197	64.9
Parrish	1	1	3	100.0	3.00	0	0.0	0	0.0	3	0/0	79.2
BILLS	459	269	2852	58.6	6.21	18	3.9	16	3.5	65	43/337	75.4
OPP	503	314	3560	62.4	7.08	19	3.8	17	3.4	57	38/269	82.1



2006 SEASON STATISTICS

7-9 | 3RD IN AFC EAST | HEAD COACH DICK JAURON

Date	W/L	Score	Opponent	Attendance
09/10	L	17-19	at New England	68,756
09/17	W	16-6	at Miami	72,797
09/24	L	20-28	New York Jets	72,067
10/01	W	17-12	Minnesota	71,972
10/08	L	7-40	at Chicago	62,206
10/15	L	17-20	at Detroit	60,704
10/22	L	6-28	New England	72,180
11/05	W	24-10	Green Bay	72,205
11/12	L	16-17	at Indianapolis	57,306
11/19	W	24-21	at Houston	70,125
11/26	W	27-24	Jacksonville	63,608
12/03	L	21-24	San Diego	63,361
12/10	W	31-13	at New York Jets	77,131
12/17	W	21-0	Miami	71,011
12/24	L	29-30	Tennessee	54,765
12/31	L	7-19	at Baltimore	70,913

	BUF	OPP
TOTAL FIRST DOWNS	234	298
Rushing	82	117
Passing	132	168
Penalty	20	13
3rd Down: Made/Att	63/199	79/216
3rd Down Pct.	31.7	36.6
4th Down: Made/Att	5/11	11/17
4th Down Pct.	45.5	64.7

POSSESSION AVG.	28:04	31:56
------------------------	-------	-------

	4271	5273
TOTAL NET YARDS		
Avg. Per Game	266.9	329.6
Total Plays	898	1029
Avg. Per Play	4.8	5.1

	1552	2254
NET YARDS RUSHING		
Avg. Per Game	97.0	140.9
Total Rushes	420	476

	2719	3019
NET YARDS PASSING		
Avg. Per Game	169.9	188.7
Sacked/Yards Lost	47/332	40/265
Gross Yards	3051	3284
Att./Completions	431/268	513/324
Completion Pct.	62.2	63.2
Had Intercepted	14	13

PUNTS/AVERAGE	92/43.6	86/41.6
----------------------	---------	---------

NET PUNTING AVG.	39.2	34.8
-------------------------	------	------

PENALTIES/YARDS	87/629	90/709
------------------------	--------	--------

FUMBLES/BALL LOST	28/15	28/11
--------------------------	-------	-------

	26	44
TOUCHDOWNS		
Rushing	9	14
Passing	19	18
Returns	5	3

SCORE BY PERIOD	Q1	Q2	Q3	Q4	OT	PTS
BILLS	67	84	75	74	0	300
OPPONENTS	74	105	55	77	0	311

SCORING	TD	Ru	Pa	Rt	K-PAT	FG	S	PTS
Lindell	0	0	0	0	33/33	23/25	0	102
Evans	8	0	8	0	-	-	0	48
McGahee	6	6	0	0	-	-	0	36
Parrish	3	0	2	1	-	-	0	18
Price	3	0	3	0	-	-	0	18
Royal	3	0	3	0	-	-	0	18
Fletcher-Baker	2	0	0	2	-	-	0	12
Reed	2	0	2	0	-	-	0	12
A. Thomas	2	0	0	0	-	-	0	12
Clements	1	0	0	1	-	-	0	6
Losman	1	1	0	0	-	-	0	6
McGee	1	0	0	1	-	-	0	6
Neufeld	1	0	1	0	-	-	0	6
Fletcher	0	0	0	0	-	-	1	2
BILLS	33	9	15	5	33/33	23/25	0	300
OPP	35	14	18	3	33/33	22/26	1	311

SACKS: Schobel 14, Denney 6, Kelsay 5.5, (group) 4, Tripplett 2.5, Crowell 2, Fletcher-Baker 2, Hargrove LG 1.5, Hargrove TM 1, Ellison 1, Simpson 1, Spikes 1
BILLS: 38 OPPONENTS: 45

RUSHING	No.	Yds	Avg	Long	TD
McGahee	259	990	3.8	57f	6
A. Thomas	107	378	3.5	19	2
Losman	38	140	3.7	15	1
Parrish	2	18	9.0	11	0
Price	5	18	3.6	9	0
Reed	4	13	3.3	15	0
Moorman	2	2	1.0	2	0
S. Williams	2	2	1.0	2	0
Royal	1	-9	-9.0	-9	0
BILLS	420	1552	3.7	57f	9
OPP	476	2254	4.7	52	14

RECEIVING	No.	Yds	Avg	Long	TD
Evans	82	1292	15.8	83f	8
Price	49	402	8.2	25	3
Reed	34	410	12.1	52	2
Parrish	23	320	13.9	51f	2
Royal	23	233	10.1	33f	3
A. Thomas	22	139	6.3	18	0
McGahee	18	156	8.7	56	0
Shelton	7	35	5.0	14	0
Cieslak	6	46	7.7	13	0
Davis	2	13	6.5	8	0
Neufeld	1	4	4.0	4f	1
Everett	1	1	1.0	1	0
BILLS	268	3051	11.4	83f	19
OPP	324	3284	10.1	62	18

INTERCEPTIONS	No.	Yds	Avg	Long	TD
Fletcher-Baker	4	30	7.5	17f	1
Clements	3	80	26.7	58f	1
Simpson	2	76	38.0	76	0
Crowell	2	0	0.0	0	0
Whitner	1	10	10.0	10	0
Ellison	1	7	7.0	7	0
BILLS	13	203	15.6	76	2
OPP	14	198	14.1	44	2

PUNTING	No.	Yds	Avg	Net	TB	In	Lg	B
Moorman	92	4012	43.6	39.2	7	33	66	0
BILLS	92	4012	43.6	39.2	7	33	66	0
OPP	86	3578	41.6	34.8	8	31	64	1

PUNT RETURNS	Ret	FC	Yds	Avg	Long	TD
Parrish	32	9	364	11.4	82f	1
Leonhard	7	1	58	8.3	32	0
BILLS	39	10	422	10.8	82f	1
OPP	36	20	265	7.4	25	0

KICKOFF RETURNS	No.	Yds	Avg	Long	TD
McGee	52	1355	26.1	88	0
Davis	6	99	16.5	27	0
Haggan	2	4	2.0	5	0
Preston	2	10	5.0	9	0
S. Williams	1	17	17.0	17	0
Leonhard	0	18	--	18	0
BILLS	63	1503	23.9	88	0
OPP	60	1279	21.3	74	0

FIELD GOALS	1-19	20-29	30-39	40-49	50+
Lindell	0/0	8/8	5/5	8/10	2/2
BILLS	0/0	8/8	5/5	8/10	2/2
OPP	0/0	5/5	9/10	8/9	0/2

Lindell:
 (53G)(33G,45G,43G)(36G,28G)(44N,28G)(53G)(40G,46G)(28G)(22G,30G,43G,41N)(40G)(21G,42G)(34G)(21G,36G,45G,21G,24G)
OPPONENTS:
 (32G)(55N)(37G,49G)(42G,43G,32G,41G)(43G,56N,29G)(49G)(31G)(42N,27G)(42G,36N)(30G,38G)(42G,20G,30G)(26G,37G,39G,29G)

USUAL STARTERS		
OFFENSE		
QB	7	JP Losman
RB	21	Willis McGahee
FB	31	Daimon Shelton
WR	83	Lee Evans
WR	81	Peerless Price
TE	84	Robert Royal
LT	71	Jason Peters
LG	69	Mike Gandy
C	67	Melvin Fowler
RG	75	Duke Preston
RT	79	Terrance Pennington

DEFENSE		
DE	90	Chris Kelsay
DT	98	Larry Tripplett
DT	95	Kyle Williams
DE	94	Aaron Schobel
LB	51	Takeo Spikes
LB	59	London Fletcher
LB	55	Angelo Crowell
CB	24	Terrence McGee
CB	22	Nate Clements
FS	30	Ko Simpson
SS	20	Donte Whitner

PASSING	Att	Cmp	Yds	Cmp%	Yds/Att	TD	TD%	Int	Int%	Long	Sack/Lost	Rating
Losman	429	268	3051	62.5	7.11	19	4.4	14	3.3	83f	47/332	84.9
Evans	1	0	0	0.0	0.00	0	0.0	0	0.0	0	0/0	39.6
Moorman	1	0	0	0.0	0.00	0	0.0	0	0.0	0	0/0	39.6
BILLS	431	268	3051	62.2	7.08	19	4.4	14	3.2	83f	47/332	84.6
OPP	513	324	3284	63.2	6.40	18	3.5	13	2.5	62	40/265	82.5



2007 SEASON STATISTICS

7-9 | 2ND IN AFC EAST | HEAD COACH DICK JAURON

Date	WL Score	Opponent	Attendance
09/09	L 14-15	Denver	71,132
09/16	L 3-26	at Pittsburgh	64,307
09/23	L 7-38	at New England	68,756
09/30	W 17-14	New York Jets	70,600
10/08	L 24-25	Dallas	71,575
10/21	W 19-14	Baltimore	70,727
10/28	W 13-3	at New York Jets	76,688
11/04	W 33-21	Cincinnati	70,745
11/11	W 13-10	at Miami	70,615
11/18	L 10-56	New England	71,338
11/25	L 14-36	at Jacksonville	64,546
12/02	W 17-16	at Washington	85,831
12/09	W 38-17	Miami	71,018
12/16	L 0-8	at Cleveland	73,196
12/23	L 21-38	New York Giants	71,302
12/30	L 9-17	at Philadelphia	68,594

	BUF	OPP
TOTAL FIRST DOWNS	248	322
Rushing	91	104
Passing	141	203
Penalty	16	15
3rd Down: Made/Att	65/195	101/224
3rd Down Pct.	33.3	45.1
4th Down: Made/Att	8/18	10/22
4th Down Pct.	44.4	45.5

POSSESSION AVERAGE 28:51 31:10

	BUF	OPP
TOTAL NET YARDS	4434	5807
Avg. Per Game	277.1	362.9
Total Plays	919	1047
Avg. Per Play	4.8	5.5

	1800	1993
NET YARDS RUSHING	1800	1993
Avg. Per Game	112.5	124.6
Total Rushes	448	454

	2634	3814
NET YARDS PASSING	2634	3814
Avg. Per Game	164.6	238.4
Sacked/Yards Lost	26/208	26/144
Gross Yards	2842	3958
Att./Completions	445/263	567/354
Completion Pct.	59.1	62.4
Had Intercepted	14	18

PUNTS/AVERAGE 81/40.8 61/42.6

NET PUNTING AVERAGE 37.6 31.8

PENALTIES/YARDS 8/633 73/567

FUMBLES/BALL LOST 20/7 29/12

	25	39
TOUCHDOWNS	25	39
Rushing	8	15
Passing	12	19
Returns	5	5

SCORE BY PERIODS	Q1	Q2	Q3	Q4	OT	PTS
BILLS	79	41	68	64	0	252
OPPONENTS	63	104	92	95	0	354

SCORING	TD	Ru	Pa	Rt	K-PAT	FG	S	PTS	
Lindell	0	0	0	0	24	24	27	0	96
Lynch	7	7	0	0	1*	-	-	0	44
L. Evans	5	0	5	0	-	-	-	0	30
Parrish	3	1	1	1	-	-	-	0	18
Royal	3	0	3	0	-	-	-	0	18
Gaines	2	0	2	0	-	-	-	0	12
Wilson	2	0	0	2	-	-	-	0	12

Kelsay	1	0	0	1	-	-	1	8	
McGee	1	0	0	1	-	-	0	6	
A. Thomas	1	0	1	0	-	-	0	6	
Crowell	0	0	0	0	-	-	1	2	
BILLS	25	8	12	524	24	24	27	2	252
OPP	39	15	19	537	37	27	30	1	354

*2-Point Conversions: BILLS 1-1, OPPONENTS 0-2

SACKS: Schobel 6.5, Kelsay 2.5, McCargo 2.5, Crowell 2, DiGiorgio 2, K. Williams 2, (group) 2, Hargrove 1.5, R. Denney 1, Ellison 1, Haggan 1, Triplett 1, Youberty 1
BILLS: 26
OPPONENTS: 26

RUSHING	No	Yds	Avg	Long	TD
Lynch	280	1115	4.0	56f	7
Jackson	58	300	5.2	27	0
Losman	20	110	5.5	17	0
Wright	29	94	3.2	15	0
A. Thomas	36	89	2.5	9	0
Edwards	14	49	3.5	14	0
Parrish	3	19	6.3	24f	1
Moorman	4	14	3.5	10	0
Reed	4	10	2.5	12	0
BILLS	448	1800	4.0	56f	8
OPP	454	1993	4.4	88f	15

RECEIVING	No	Yds	Avg	Long	TD
L. Evans	55	849	15.4	85f	5
Reed	51	578	11.3	30	0
Parrish	35	352	10.1	47f	1
Royal	25	248	9.9	28f	3
Gaines	25	215	8.6	20	2
Jackson	22	190	8.6	54	0
Lynch	18	184	10.2	30	0
A. Thomas	15	95	6.3	11	1
Price	7	68	9.7	22	0
Schouman	3	19	6.3	10	0
Wright	3	17	5.7	8	0
Neufeld	2	14	7.0	8	0
Aiken	1	10	10.0	10	0
Everett	1	3	3.0	3	0
BILLS	263	2842	10.8	85f	12
OPP	354	3958	11.2	59f	19

PUNTING	No	Yds	Avg	Net	TB	In	Lg	B
Moorman	81	3302	40.8	37.6	3	30	75	0
BILLS	81	3302	40.8	37.6	3	30	75	0
OPP	61	2598	42.6	31.8	9	15	62	0

INTERCEPTIONS	No	Yds	Avg	Long	TD
McGee	4	4	1.0	2	0
Leonhard	2	60	30.0	36	0
Wilson	2	25	12.5	25f	1
Greer	2	1	0.5	2	0
DiGiorgio	1	38	38.0	38	0
Whitner	1	29	29.0	29	0
Youberty	1	19	19.0	19	0
K. Thomas	1	8	8.0	8	0
Crowell	1	5	5.0	5	0
Ellison	1	4	4.0	4	0
Kelsay	1	0	0.0	0f	1
Triplett	1	0	0.0	0	0
BILLS	18	193	10.7	38	2
OPP	14	291	20.8	70	2

PUNT RETURNS	Ref	FC	Yds	Avg	Long	TD
Parrish	27	2	440	16.3	74f	1
Leonhard	4	2	36	9.0	13	0
BILLS	31	4	476	15.4	74f	1
OPPONENTS	37	16	196	5.3	29	0

KICKOFF RETURNS	No	Yds	Avg	Long	TD
McGee	45	1082	24.0	103f	1
Parrish	6	126	21.0	24	0
Scobey TM	5	112	22.4	29	0
Jackson	3	46	15.3	19	0
Neufeld	3	6	2.0	7	0
Leonhard	2	32	16.0	17	0
A. Thomas	2	26	13.0	15	0
Chambers	1	6	6.0	6	0
Preston	1	12	12.0	12	0
Wilson	1	0	0.0	0	0
Wright	1	0	0.0	0	0
BILLS	70	1448	20.7	103f	1
OPPONENTS	56	1150	20.5	100f	1

FIELD GOALS	1-19	20-29	30-39	40-49	50+	Tot
Lindell	0/0	11/11	7/7	4/6	2/3	24/27
BILLS	0/0	11/11	7/7	4/6	2/3	24/27
OPP	0/0	10/10	9/10	7/8	1/2	27/29

Lindell: [45N][24G][46G][24G,54N][29G,26G,35G,41G][30G,40G][23G,21G,29G,38G][34G][52G][38G,43G,24G,33G,36G][51G,46N][129G,23G,22G]

OPPONENTS: [21G,48G,50N,43N,42G][34G,28G,39G,31G][24G][37N][47G,29G,37G,53G][27G][38G][46G,33G,22G,23G,20G][27G,28G,33G][41G][35G,49G][42G][38G]

USUAL STARTERS

OFFENSE		
QB	5	Trent Edwards
RB	23	Marshawn Lynch
FB/TE	86	Michael Gaines
WR	83	Lee Evans
WR	82	Josh Reed
TE	84	Robert Royal
LT	71	Jason Peters
LG	66	Darrick Dockery
C	67	Melvin Fowler
RG	60	Brad Butler
RT	68	Langston Walker

DEFENSE		
DE	90	Chris Kelsay
DT	98	Larry Triplett
DT	95	Kyle Williams
DE	94	Aaron Schobel
LB	56	Keith Ellison
LB	52	John DiGiorgio
LB	55	Angelo Crowell
CB	24	Terrence McGee
CB	33	Jabari Greer
FS	37	George Wilson
SS	20	Donte Whitner

PASSING	Att	Cmp	Yds	Cmp%	Yds/Att	TD	TD%	Int	Int%	Long	Sack/Lost	Rating
Edwards	269	151	1630	56.1	6.06	7	2.6	8	3.0	70f	12/105	70.4
Losman	175	111	1204	63.4	6.88	4	2.3	6	3.4	85f	14/103	76.9
Lynch	1	1	8	100.0	8.00	1	100.0	0	0.0	8f	0/0	139.6
BILLS	445	263	2842	59.1	6.39	12	2.7	14	3.1	85f	26/208	73.8
OPPONENTS	567	354	3958	62.4	6.98	19	3.4	18	3.2	59f	26/144	81.1

2008 SEASON STATISTICS

7-9 | 3RD IN AFC EAST | HEAD COACH DICK JAURON



Date	W/L	Score	Opponent	Attendance
09/07	W	34-10	Seattle	71,194
09/14	W	20-16	at Jacksonville	65,167
09/21	W	24-23	Oakland	71,297
09/28	W	31-14	at St. Louis	61,017
10/05	L	17-41	at Arizona	63,830
10/19	W	23-14	San Diego	71,602
10/26	L	16-25	at Miami	65,011
11/02	L	17-26	New York Jets	71,827
11/09	L	10-20	at New England	68,756
11/17	L	27-29	Cleveland	71,645
11/23	W	54-31	at Kansas City	73,584
11/30	L	3-10	San Francisco	70,988
12/07#	L	3-16	Miami	52,134
12/14	L	27-31	at New York Jets	78,548
12/21	W	30-23	at Denver	74,539
12/28	L	0-13	New England	71,282

Played in Toronto

	BUF	OPP
TOTAL FIRST DOWNS	287	293
Rushing	107	113
Passing	167	167
Penalty	13	13
3rd Down: Made/Att	81/203	73/202
3rd Down Pct.	39.9	36.1
4th Down: Made/Att	7/16	8/26
4th Down Pct.	43.8	50.0

POSSESSION AVG.	30:04	29:57
-----------------	-------	-------

TOTAL NET YARDS	4882	5217
Avg. Per Game	305.1	326.1
Total Plays	956	971
Avg. Per Play	5.1	5.4

NET YARDS RUSHING	1842	1946
Avg. Per Game	115.1	121.6
Total Rushes	439	455

NET YARDS PASSING	3040	3271
Avg. Per Game	190.0	204.4
Sacked/Yards Lost	38/262	24/170
Gross Yards	3302	3441
Att./Completions	479/309	492/301
Completion Pct.	64.5	61.2
Had Intercepted	15	10

PUNTS/AVERAGE	58/44.1	64/45.6
---------------	---------	---------

NET PUNTING AVG.	39.1	36.8
------------------	------	------

PENALTIES/YARDS	71/538	72/540
-----------------	--------	--------

FUMBLES/BALL LOST	33/15	21/12
-------------------	-------	-------

TOUCHDOWNS	35	34
Rushing	16	18
Passing	14	14
Returns	5	2

SCORE BY PERIOD	Q1	Q2	Q3	Q4	OT	PTS
BILLS	46	113	73	104	0	336
OPPONENTS	108	76	81	77	0	342

SCORING	TD	Ru	Pa	Rt	K-PAT	FG	S	PTS
Lindell	0	0	0	0	34/34	30/38	0	124
Lynch	9	8	1	0	-	-	0	54
Evans	3	0	3	0	1*	-	0	20
Edwards	3	3	0	0	-	-	0	18
Jackson	3	3	0	0	-	-	0	18
Greer	2	0	0	2	-	-	0	12
Hardy	2	0	2	0	-	-	0	12
St. Johnson	2	0	2	0	-	-	0	12
Losman	2	0	2	0	-	-	0	12
McKelvin	2	0	0	2	-	-	0	12
Parrish	2	0	1	1	-	-	0	12
Denney	1	0	1	0	-	-	0	6
Fine	1	0	1	0	-	-	0	6
Reed	1	0	1	0	-	-	0	6
Royal	1	0	1	0	-	-	0	6
Schouman	1	0	1	0	-	-	0	6
BILLS	35	16	14	5	34/34	30/38	0	336
OPP	34	18	14	2	34/34	34/41	1	342

*2-Pt Conversions: BILLS 1-1, OPP 0-0

SACKS: Denney 4, Mitchell 4, Stroud 2.5, Sp. Johnson 2, Kelsay 2, Williams 2, Wilson 1.5, Bryan 1, Schobel 1, B. Scott 1, Whitner 1, Youboty 1, (group) 1

BILLS: 24 **OPPONENTS:** 38

RUSHING	No.	Yds	Avg	Long	TD
Lynch	250	1036	4.1	50	8
Jackson	130	571	4.4	32	3
Edwards	36	117	3.3	15	3
Losman	12	70	5.8	17	2
Evans	1	22	22.0	22	0
Parrish	2	9	4.5	9	0
Ellison	1	6	6.0	6	0
St. Johnson	1	6	6.0	6	0
Omon	6	5	0.8	2	0
BILLS	439	1842	4.2	50	16
OPP	455	1946	4.3	72	18

RECEIVING	No.	Yds	Avg	Long	TD
Evans	63	1017	16.1	87	3
Reed	56	597	10.7	24	1
Lynch	47	300	6.4	42	1
Jackson	37	317	8.6	65	0
Royal	33	351	10.6	30	1
Parrish	24	232	9.7	22	1
Schouman	15	153	10.2	21	1
St. Johnson	10	102	10.2	21	2
Fine	10	94	9.4	20	1
Hardy	9	87	9.7	17	2
Barnes	2	34	17.0	25	0
McIntyre	2	-1	-0.5	0	0
Denney	1	19	19.0	19	1
BILLS	309	3302	10.7	87	14
OPP	301	3441	11.4	84	14

INTERCEPTIONS	No.	Yds	Avg	Long	TD
McGee	3	36	12.0	36	0
Greer	2	75	37.5	42	2
McKelvin	2	64	32.0	64	1
Mitchell	2	33	16.5	32	0
Posluszny	1	9	9.0	9	0
BILLS	10	217	21.7	64	3
OPP	15	169	11.3	92	1

PUNTING	No.	Yds	Avg	Net	TB	In	Lg	B
Moorman	58	2557	44.1	39.1	5	23	63	0
BILLS	58	2557	44.1	39.1	5	23	63	0
OPP	64	2920	45.6	36.8	5	22	65	0

PUNT RETURNS	Ret	FC	Yds	Avg	Long	TD
Parrish	21	10	322	15.3	63	1
Jackson	7	0	116	16.6	35	0
McKelvin	2	0	26	13.0	14	0
BILLS	30	10	464	15.5	63	1
OPP	18	12	187	10.4	21	0

KICKOFF RETURNS	No.	Yds	Avg	Long	TD
McKelvin	52	1468	28.2	98	1
Jackson	12	181	15.1	30	0
Sp. Johnson	3	40	13.3	19	0
McGee	3	62	20.7	27	0
Parrish	2	40	20.0	25	0
St. Johnson	1	0	0.0	0	0
McIntyre	1	18	18.0	18	0
Wilson	1	7	7.0	7	0
BILLS	75	1816	24.2	98	1
OPP	63	1247	19.8	69	0

FIELD GOALS	1-19	20-29	30-39	40-49	50+
Lindell	1/1	7/8	11/11	10/15	1/3
BILLS	1/1	7/8	11/11	10/15	1/3
OPP	0/0	8/9	14/15	8/11	4/6

Lindell: (35G,38G,52B)(21G,45G)(46N,38G)
 (45G,35G,45G)(48G)(48G,52N,27G,44G)
 (19N,43G,47G)(53G,43N)(25G)(26G,31G,
 47N)(21G,39G,34G,38G)(20N,22G,40N)(40G)
 (34G,48G)(37G,49G,28G)(47N)
 OPP: (45G)(28G,50G,39G)(23G,35G,32G)
 (51N)(47G,38G)(46B,43G,45G,35G)
 (37G,26G,37N,20G,31G)(32G,49N,37G)
 (40G,33G,43G,22G,56G)(45G)(50G)(50G,
 35G,27G,48N)(31G)(23G,30G,54N,43G)
 (33G,26N,23G)

USUAL STARTERS

OFFENSE

WR	83	Lee Evans
LT	71	Jason Peters
LG	66	Derrick Dockery
C	75	Duke Preston
RG	60	Brad Butler
RT	68	Langston Walker
TE	84	Robert Royal
WR	82	Josh Reed
FB/TE	80	Derek Schouman (6)
RB	23	Marshawn Lynch
QB	5	Trent Edwards

DEFENSE

LE	90	Chris Kelsay
LT	99	Marcus Stroud
RT	95	Kyle Williams
RE	94	Aaron Schobel
SLB	59	Kawika Mitchell
MLB	51	Paul Posluszny
WLB	56	Keith Ellison
LCB	24	Terrence McGee
RCB	33	Jabari Greer (10)
FS	30	Ko Simpson (10)
SS	20	Donte Whitner

PASSING	Att	Cmp	Yds	Cmp%	Yds/Att	TD	TD%	Int	Int%	Long	Sack/Lost	Rating
Edwards	374	245	2699	65.5	7.22	11	2.9	10	2.7	65	23/143	85.4
Losman	104	63	584	60.6	5.62	2	1.9	5	4.8	87	15/119	62.3
Moorman	1	1	19	100.0	19.00	1	100.0	0	0.0	19	0/0	158.3
BILLS	479	309	3302	64.5	6.89	14	2.9	15	3.1	87	38/262	81.3
OPPONENTS	492	301	3441	61.2	6.99	14	2.8	10	2.0	84	24/170	83.2

2009 SEASON STATISTICS

6-10 | 4TH IN AFC EAST | HEAD COACH DICK JAURON & PERRY FEWELL



Date	W/L Score	Opponent	Attendance
09/14	L 24-25	at New England	68,756
09/20	W 33-20	Tampa Bay	70,318
09/27	L 7-27	New Orleans	70,261
10/04	L 10-38	at Miami	65,523
10/11	L 3-6	Cleveland	70,526
10/18	W 16-13(OT)	at NY Jets	76,048
10/25	W 20-9	at Carolina	73,497
11/01	L 10-31	Houston	69,790
11/15	L 17-41	at Tennessee	69,143
11/22*	L 15-18	at Jacksonville	47,757
11/29	W 31-14	Miami	70,155
12/03#	L 13-19	NY Jets	51,567
12/13	W 16-10	at Kansas City	68,668
12/20	L 10-17	New England	70,000
12/27	L 3-31	at Atlanta	68,887
01/03	W 30-7	Indianapolis	69,848

*Perry Fewell's first game/# Played in Toronto

	BUF	OPP
TOTAL FIRST DOWNS	233	310
Rushing	81	134
Passing	126	157
Penalty	26	19
3rd Down: Made/Att	51/198	72/240
3rd Down Pct.	25.8	40.4
4th Down: Made/Att	7/15	14/26
4th Down Pct.	46.7	53.8

POSSESSION AVG.	27:50	32:10
-----------------	-------	-------

TOTAL NET YARDS	4382	5449
Avg. Per Game	273.9	340.6
Total Plays	911	1086
Avg. Per Play	4.8	5.0

NET YARDS RUSHING	1867	2501
Avg. Per Game	116.7	156.3
Total Rushes	424	535

NET YARDS PASSING	2515	2948
Avg. Per Game	157.2	184.3
Sacked/Yards Lost	46/274	32/189
Gross Yards	2789	3137
Att./Completions	441/256	519/295
Completion Pct.	58.0	56.8
Had Intercepted	19	28

PUNTS/AVERAGE	90/46.6	78/41.2
----------------------	---------	---------

NET PUNTING AVG.	90/40.2	78/37.4
-------------------------	---------	---------

PENALTIES/YARDS	107/855	107/919
------------------------	---------	---------

FUMBLES/BALL LOST	24/11	21/5
--------------------------	-------	------

TOUCHDOWNS	25	37
Rushing	6	19
Passing	17	14
Returns	2	4

SCORE BY PERIOD	Q1	Q2	Q3	Q4	OT	PTS
BILLS	74	67	37	77	3	258
OPPONENTS	44	115	48	119	0	326

SCORING	Td	Ru	Pa	Rt	K-PAT	FG	S	PTS		
Lindell	0	0	0	0	24	24	28	33	0	108
Evans	7	0	7	0	-	-	-	-	0	42
Owens	6	1	5	0	-	-	-	-	0	36
Jackson	4	2	2	0	-	-	-	-	0	24
Lynch	2	2	0	0	-	-	-	-	0	12
Denney	1	0	1	0	-	-	-	-	0	6
Fitzpatrick	1	1	0	0	-	-	-	-	0	6
Nelson	1	0	1	0	-	-	-	-	0	6
Reed	1	0	1	0	-	-	-	-	0	6
Schobel	1	0	0	1	-	-	-	-	0	6
Whitner	1	0	0	1	-	-	-	-	0	6
BILLS	25	6	17	2	24	24	28	33	0	258
OPP	37	19	14	4	32	32	22	28	1	326

2-P Conversion: Bills 0-1, OPP 2-5

SACKS: Schobel 10, Kelsay 5, Williams 4, Denney 2, Sp. Johnson 2, B. Scott 2, Stroud 2, Wilson 2, Draft 1, Posluszny 1, (group) 1
BILLS: 32 **OPPONENTS:** 46

RUSHING	No.	Yds	Avg	Long	TD
Jackson	237	1062	4.5	43	2
Lynch	120	450	3.8	47	2
Fitzpatrick	31	141	4.5	31	1
Edwards	14	106	7.6	20	0
Owens	6	54	9.0	29	1
McIntyre	5	34	6.8	25	0
Omon	5	22	4.4	7	0
Parrish	2	4	2.0	9	0
Brohm	3	-3	-1.0	-1	0
Jenkins	1	-3	-3.0	-3	0
BILLS	424	1867	4.4	47	6
OPP	535	2501	4.7	76	19

RECEIVING	No.	Yds	Avg	Long	TD
Owens	55	829	15.1	98	5
Jackson	46	371	8.1	21	2
Evans	44	612	13.9	50	7
Lynch	28	179	6.4	35	0
Reed	27	291	10.8	29	1
Nelson	17	156	9.2	25	1
Schouman	9	103	11.4	27	0
Fine	9	64	7.1	11	0
McIntyre	7	55	7.9	18	0
Stupar	6	40	6.7	17	0
Parrish	3	34	11.3	16	0
St. Johnson	2	10	5.0	5	0
Denney	1	25	25.0	25	1
Klopfenstein	1	11	11.0	11	0
Hardy	1	9	9.0	9	0
BILLS	256	2789	10.9	98	17
OPP	295	3137	10.6	52	14

INTERCEPTIONS	No.	Yds	Avg	Long	TD
Byrd	9	118	13.1	37	0
Wilson	4	23	5.8	27	0
Posluszny	3	20	6.7	17	0
Whitner	2	104	52.0	76	1
C. Harris	2	7	3.5	7	0
B. Scott	1	27	27.0	27	0
Schobel	1	26	26.0	26	1
Florence	1	7	7.0	7	0
McGee	1	3	3.0	3	0
Corner	1	0	0.0	0	0
Draft	1	0	0.0	0	0
Mace	1	0	0.0	0	0
Wendling	1	0	0.0	0	0
BILLS	28	335	12.0	76	2
OPP	19	194	10.2	31	3

PUNTING	No.	Yds	Avg	Net	TB	In	Lg	B
Moorman	90	4192	46.6	40.2	10	25	73	0
BILLS	90	4192	46.6	40.2	10	25	73	0
OPP	78	3216	41.2	37.4	4	30	63	0

PUNT RETURNS	Ret	FC	Yds	Avg	Long	TD
Parrish	24	13	133	5.5	31	0
Jackson	6	5	69	11.5	27	0
Reed	3	0	0	0.0	0	0
Youboty	0	0	16	---	16	0
BILLS	33	18	218	6.6	31	0
OPP	49	12	377	7.7	52	0

KICKOFF RETURNS	No.	Yds	Avg	Long	TD
Jackson	41	1014	24.7	71	0
Parrish	11	258	23.5	31	0
McKelvin	5	121	24.2	33	0
Jenkins	3	45	15.0	19	0
Sp. Johnson	1	12	12.0	12	0
McGee	1	30	30.0	30	0
Omon	1	26	26.0	26	0
Stupar	1	11	11.0	11	0
BILLS	64	1517	23.7	71	0
OPP	59	1271	21.5	52	0

FIELD GOALS 1-19 20-29 30-39 40-49 50+
 Lindell 0/0 12/12 9/9 6/9 1/3
 BILLS 0/0 12/12 9/9 6/9 1/3
OPPONENTS 1/1 9/9 7/8 3/6 2/4
 Lindell: (40G)(31G,43G,27G,20G)|(49N,35G)
 (36G)(33G,25G,46N,47G)(29G,22G)(21G)
 (25G)(26G,28G,22G)(44N,56G)(49G,32G)
 (41G,24G,51N,36G)(25G,56N)(42G)(31G,33G,36G)
 OPP: (41N,20G,28G)|(27G,35G)(33G)(24G,18G)(23G,41G,44N)(43N,39N)(42G,22G,26G)(38G,60N,51G)(29G)|(38G,49G,31G,37G)(21G)(30G)(51G,55B)|

USUAL STARTERS	
OFFENSE	
WR	Lee Evans
LT	Demetrius Bell (8)
	Jonathan Scott (6)
LG	Andy Levitre
C	Geoff Hangartner
RG	Eric Wood (10)
RT	Kirk Chambers (9)
TE	Shawn Nelson (12)
WR	Terrell Owens
FB/TE	Derek Fine (6)
	Corey McIntyre (4)
	Josh Reed (4)
RB	Fred Jackson (10)
	Marshawn Lynch (8)
QB	Ryan Fitzpatrick (6)
	Trent Edwards (7)

DEFENSE	
LE	90 Chris Kelsay
LT	99 Marcus Stroud
RT	95 Kyle Williams
RE	94 Aaron Schobel
SLB	56 Keith Ellison (7)
MLB	51 Paul Posluszny
WLB	43 Bryan Scott (6)
	55 Kawika Mitchell (4)
LCB	24 Terrence McGee (10)
RCB	29 Drayton Florence (13)
FS	31 Jauris Byrd (10)
SS	37 George Wilson (12)

PASSING	Att	Cmp	Yds	Cmp%	Yds/Att	TD	TD%	Int	Int%	Long	Sack/Lost	Rating
Fitzpatrick	227	127	1422	55.9	6.26	9	4.0	10	4.4	98	21/127	69.7
Edwards	183	110	1169	60.1	6.39	6	3.3	7	3.8	46	23/139	73.8
Brohm	29	17	146	58.6	5.03	0	0.0	2	6.9	15	2/8	43.2
Jackson	1	1	27	100.0	27.00	1	100.0	0	0.0	27	0/0	158.3
Moorman	1	1	25	100.0	25.00	1	100.0	0	0.0	25	0/0	158.3
BILLS	441	256	2789	58.0	6.32	17	3.9	19	4.3	98	46/274	71.7
OPPONENTS	519	295	3137	56.8	6.04	14	2.7	28	5.4	52	32/189	61.1



2010 SEASON STATISTICS

4-12 | 4TH IN AFC EAST | HEAD COACH CHAN GAILEY

Date	W/L Score	Opponent	Attendance
09/12	L 10-15	Miami	69,295
09/19	L 7-34	at Green Bay	70,741
09/26	L 30-38	at New England	68,756
10/03	L 14-38	NY Jets	69,262
10/10	L 26-36	Jacksonville	58,304
10/24	L 34-37	(OT) at Baltimore	71,220
10/31	L 10-13	(OT) at Kansas City	66,625
11/07#	L 19-22	Chicago	50,746
11/14	W 14-12	Detroit	56,721
11/21	W 49-31	at Cincinnati	55,654
11/28	L 16-19	(OT) Pittsburgh	69,642
12/05	L 14-38	at Minnesota	64,012
12/12	W 13-6	Cleveland	50,861
12/19	W 17-14	at Miami	65,511
12/26	L 3-34	New England	68,281
01/02	L 7-38	at NY Jets	79,019

Played in Toronto

TOTAL FIRST DOWNS	BUF	OPP
	263	335
Rushing	82	138
Passing	166	179
Penalty	15	18
3rd Down: Made/Att	80/211	98/227
3rd Down Pct.	37.9	43.2
4th Down: Made/Att	11/24	7/10
4th Down Pct.	45.8	70.0

POSSESSION AVG.	27:40	32:20
-----------------	-------	-------

TOTAL NET YARDS	4878	5786
Avg. Per Game	304.9	361.6
Total Plays	954	1071
Avg. Per Play	5.1	5.4

NET YARDS RUSHING	1720	2714
Avg. Per Game	107.5	169.6
Total Rushes	401	571

NET YARDS PASSING	3158	3072
Avg. Per Game	197.4	192.0
Sacked/Yards Lost	34/213	27/181
Gross Yards	3371	3253
Att./Completions	519/296	473/294
Completion Pct.	57.0	62.2
Had Intercepted	21	11

PUNTS/AVERAGE	75/42.4	71/42.1
---------------	---------	---------

NET PUNTING AVG.	75/36.6	71/35.6
------------------	---------	---------

PENALTIES/YARDS	82/633	85/634
-----------------	--------	--------

FUMBLES/BALL LOST	33/18	20/11
-------------------	-------	-------

TOUCHDOWNS	34	48
Rushing	6	18
Passing	24	28
Returns	4	2

SCORE BY PERIOD	Q1	Q2	Q3	Q4	OT	PTS
BILLS	40	88	65	90	0	283
OPPONENTS	70	166	98	82	9	425

SCORING	Td	Ru	Pa	Rt	K-PAT	FG	S	PTS
Lindell	0	0	0	0	31/32	16/21	0	79
St. Johnson	10	0	0	0			0	60
F. Jackson	7	5	2	0			0	42
Evans	4	0	4	0			0	24
D. Nelson	3	0	3	0			0	18
Florence	2	0	0	2			0	12
Parrish	2	0	2	0			0	12
Spiller	2	0	1	1			0	12
Byrd	1	0	0	1			0	6
Jones	1	0	1	0			0	6
Martin	1	0	1	0			0	6
McIntyre	1	1	0	0			0	6
BILLS	34	6	24	4	31/32	16/21	0	283
OPP	48	18	28	2	46/46	29/39	1	425

2-Pt Conversions: BILLS 0-2, OPP 1-2

SACKS: K. Williams 5.5, Kelsay 3.5, B. Scott 3, Stroud 3, Moats 2.5, Sp. Johnson 2, Posluszny 2, Byrd 1, Carrington 1, Corner 1, D. Eddwards 1, Ellis 1, Woods 1, Whitner .5
BILLS: 27 OPPONENTS: 34

RUSHING	No.	Yds	Avg	Long	TD
F. Jackson	222	927	4.2	39	5
Spiller	74	283	3.8	20	0
Fitzpatrick	40	269	6.7	22	0
Lynch	37	164	4.4	17	0
T. Edwards	5	24	4.8	8	0
Parrish	3	23	7.7	13	0
Ganther	9	18	2.0	11	0
McIntyre	4	5	1.3	2	1
Roosevelt	1	3	3.0	3	0
Caulcrick	1	2	2.0	2	0
Jones	3	1	0.3	2	0
Moorman	2	1	0.5	1	0
Sanborn	0	0	---	---	0
BILLS	401	1720	4.3	39	6
OPP	571	2714	4.8	43t	18

RECEIVING	No.	Yds	Avg	Long	TD
St. Johnson	82	1073	13.1	45	10
Evans	37	578	15.6	54	4
Parrish	33	400	12.1	37	2
D. Nelson	31	353	11.4	37	3
F. Jackson	31	215	6.9	65t	2
Spiller	24	157	6.5	41	1
Jones	18	213	11.8	40	1
Stupar	12	111	9.3	35	0
Roosevelt	9	139	15.4	30	0
Martin	7	43	6.1	15	1
McIntyre	4	32	8.0	14	0
S. Nelson	3	25	8.3	12	0
Ganther	2	9	4.5	8	0
Chandler	1	8	8.0	8	0
Hubbard	1	8	8.0	8	0
Lynch	1	7	7.0	7	0
TEAM	296	3371	11.4	65t	24
OPP	294	3253	11.1	52t	28

INTERCEPTIONS	No.	Yds	Avg	Long	TD
Florence	3	42	14.0	40f	1
Wilson	2	65	32.5	56	0
McKelvin	2	10	5.0	10	0
Byrd	1	37	37.0	37t	1
Whitner	1	37	37.0	37	0
Davis	1	11	11.0	11	0
D. Edwards	1	8	8.0	8	0
BILLS	11	210	19.1	56	2
OPP	21	330	15.7	41	2

PUNTING	No.	Yds	Avg	Net	TB	In	Lg	B
Moorman	75	3181	42.4	36.6	7	17	61	0
BILLS	75	3181	42.4	36.6	7	17	61	0
OPP	71	2986	42.1	35.6	6	24	62	0

PUNT RETURNS	Ret	FC	Yds	Avg	Long	TD
Parrish	12	7	131	10.9	33	0
Spiller	12	8	175	14.6	34	0
McKelvin	6	3	24	4.0	25	0
Florence	1	0	6	6.0	6	0
Scott	1	0	0	0.0	0	0
BILLS	32	18	336	10.5	34	0
OPP	32	17	299	9.3	25	0

KICKOFF RETURNS	No.	Yds	Avg	Long	TD
Spiller	44	1014	23.0	95t	1
McKelvin	14	265	18.9	49	0
Jones	6	120	20.0	31	0
Caulcrick	2	28	14.0	17	0
Roosevelt	2	31	15.5	16	0
Chandler	1	11	11.0	11	0
Ellis	1	0	0.0	0	0
Wilson	0	0	---	---	0
BILLS	69	1458	21.1	95t	1
OPP	57	1238	21.7	51	0

FIELD GOALS	1-19	20-29	30-39	40-49	50+
Lindell	1/1	6/6	5/6	2/3	2/5
BILLS	1/1	6/6	5/6	2/3	2/5
OPP	3/3	6/6	6/8	14/20	0/2

Lindell: (51G, 63N)|(139G, 39G, 34G, 51N)|(129G, 22G)|(21G, 50G)|(43G, 53N)|(41N)|(33N)|(29G, 32G, 49G)|(30G, 19G)|(29G)|(26G)
 OPP: (32G, 46N, 43G)|(44G, 24G)|(43G)|(30N, 19G)|(49G, 49G, 34G, 40G, 46G)|(41G, 48G, 38G)|(28G, 39N, 35G)|(42N)|(25G, 49N, 45G)|(19G, 43N)|(45G, 46G, 48G, 41G)|(38G)|(19G, 25G)|(48N, 61N, 53N, 48N)|(34G, 26G)|(28G)

USUAL STARTERS

OFFENSE		
WR	83	Lee Evans
LT	77	Demetrius Bell
LG	67	Andy Levine
C	63	Geoff Hangartner
RG	70	Eric Wood
RT	66	Mansfield Wrotto
TE	80	David Martin
WR	13	Stevie Johnson
FB	38	Corey McIntyre
RB	22	Fred Jackson
QB	14	Ryan Fitzpatrick

DEFENSE

LE	99	Marcus Stroud
NT	95	Kyle Williams
RE	98	Dwan Edwards
SLB	90	Chris Kelsay
MLB	50	Akin Ayodele (9)
	54	Andra Davis (4)
WLB	51	Paul Posluszny
JLB	52	Arthur Moats (4)
	53	Reggie Torbor (4)
LCB	28	Leodis McKelvin
RCB	29	Drayton Florence
FS	31	Jairus Byrd
SS	20	Donte Whitner

PASSING	Att	Cmp	Yds	Cmp%	Yds/Att	TD	TD%	Int	Int%	Long	Sack/Lost	Rating
Fitzpatrick	441	255	3000	57.8	6.80	23	5.2	15	3.4	65t	24/145	81.8
T. Edwards	52	29	241	55.8	4.63	1	1.9	2	3.8	31t	7/63	58.3
Brohm	23	10	106	43.5	4.61	0	0.0	3	13.0	33	3/5	17.9
L. Brown	3	2	24	66.7	8.00	0	0.0	1	33.3	16	0/0	51.4
BILLS	519	296	3371	57.0	6.50	24	4.6	21	4.0	65t	34/213	75.2
OPPONENTS	473	294	3253	62.2	6.88	28	5.9	11	2.3	52t	27/181	92.6



2011 SEASON STATISTICS

6-10 | 4TH IN AFC EAST | HEAD COACH CHAN GAILEY

Date	W/L Score	Opponent	Attendance
09/11	W 41-7	at Kansas City	68,755
09/18	W 38-35	Oakland	68,191
09/25	W 34-31	New England	68,174
10/02	L 20-23	at Cincinnati	41,142
10/09	W 31-24	Philadelphia	69,803
10/16	L 24-27	at New York Giants	79,243
10/30#	W 23-0	Washington	51,579
11/06	L 11-27	New York Jets	70,133
11/13	L 7-44	at Dallas	85,157
11/20	L 8-35	at Miami	57,531
11/27	L 24-28	at New York Jets	79,088
12/04	L 17-23	Tennessee	56,463
12/11	L 10-37	at San Diego	62,494
12/18	L 23-30	Miami	60,988
12/24	W 40-14	Denver	45,112
01/01	L 21-49	at New England	68,756

Played in Toronto

	BUF	OPP
TOTAL FIRST DOWNS	313	340
Rushing	100	120
Passing	180	196
Penalty	33	24
3rd Down: Made/Att	62/191	75/189
3rd Down Pct.	32.5	39.7
4th Down: Made/Att	9/22	9/13
4th Down Pct.	40.9	69.2

POSSESSION AVG. 30:11 29:49

TOTAL NET YARDS	5624	5938
Avg. Per Game	351.5	371.1
Total Plays	992	1003
Avg. Per Play	5.7	5.9

NET YARDS RUSHING	1921	2224
Avg. Per Game	120.1	139.0
Total Rushes	391	467

NET YARDS PASSING	3703	3714
Avg. Per Game	231.4	232.1
Sacked/Yards Lost	23/154	29/210
Gross Yards	3857	3924
Att./Completions	578/356	507/321
Completion Pct.	61.6	63.3
Had Intercepted	25	20

PUNTS/AVERAGE 73/47.6 68/44.7

NET PUNTING AVG. 73/38.1 68/38.7

PENALTIES/YARDS 86/743 85/871

FUMBLES/BALL LOST 16/5 21/11

TOUCHDOWNS	43	53
Rushing	12	19
Passing	24	30
Returns	7	4

SCORE BY PERIOD	Q1	Q2	Q3	Q4	OT	PTS
BILLS	87	96	78	111	0	372
OPPONENTS	76	140	109	109	0	434

SCORING	TD	Ru	Pa	Rt	K-PAT	FG	S	PTS
Lindell	0	0	0	0	25/25	13/15	0	64
Rayner	0	0	0	0	13/1310	15/0	0	43
St. Johnson	7	0	7	0	0	0	0	42
Chandler	6	0	6	0	0	0	0	36
Jackson	6	6	0	0	0	0	0	36
Spiller	6	4	2	0	0	0	0	36
Nelson	5	0	5	0	0	0	0	30
Scott	2	0	2	0	0	0	0	12
B. Smith	2	1	1	0	0	0	0	12
Barnett	1	0	0	1	0	0	0	6
Byrd	1	0	0	1	0	0	0	6
Choice	1	1	0	0	0	0	0	6
Florence	1	0	0	1	0	0	0	6
Hagan	1	0	1	0	0	0	0	6
Sp. Johnson	1	0	0	1	0	0	0	6
Jones	1	0	1	0	0	0	0	6
McKelvin	1	0	0	1	0	0	0	6
Roosevelt	1	0	1	0	0	0	0	6
Coutu	0	0	0	0	3/3	0/1	0	3
Fitzpatrick	0	0	0	0	0	0	0	2
Sheppard	0	0	0	0	0	1	2	2
TEAM	43	12	24	7	41/41	23/31	1	372
OPP	53	19	30	4	51/52	21/25	0	434

SACKS: Dareus 5.5, Kelsay 5, Barnett 3, Edwards 2.5, Moats 2.5, Heard 2, Sp. Johnson 2, Byrd 1, Carrington 1, Merriman 1, Morrison 1, Scott 1, Group 1, Batten 0.5
BILLS: 29 **OPPONENTS:** 23

RUSHING	No.	Yds	Avg	Long	TD
Jackson	170	934	5.5	80†	6
Spiller	107	561	5.2	38	4
Fitzpatrick	56	215	3.8	18	0
Choice	23	70	3.0	12	1
B. Smith	20	87	4.4	18	1
J. White	12	38	3.2	13	0
Thigpen	1	8	8.0	8	0
Wilson	1	6	6.0	6	0
Jones	1	2	2.0	2	0
TEAM	391	1921	4.9	80†	12
OPP	467	2224	4.8	76†	19

RECEIVING	No.	Yds	Avg	Long	TD
St. Johnson	76	1004	13.2	55	7
Nelson	61	658	10.8	35	5
Jackson	39	442	11.3	49	0
Spiller	39	269	6.9	19	2
Chandler	38	389	10.2	31	6
Hagan	13	138	10.6	29	1
B. Smith	23	240	10.4	36†	1
Jones	23	231	10.0	48	1
Roosevelt	16	257	16.1	60†	1
R. Martin	7	82	11.7	28	0
Choice	7	51	7.3	15	0
Caussin	5	41	8.2	13	0
L. Smith	4	11	2.8	6	0
Brock	2	27	13.5	21	0
Parrish	1	16	16.0	16	0
McIntyre	1	4	4.0	4	0
J. White	1	-3	-3.0	-3	0
TEAM	356	3857	10.8	60†	24
OPP	321	3924	12.2	65†	30

INTERCEPTIONS	No.	Yds	Avg	Long	TD
Wilson	4	26	6.5	12	0
Byrd	3	88	29.3	37†	1
Barnett	3	80	26.7	33	1
Florence	3	64	21.3	30	1
Scott	2	43	21.5	43†	1

McKelvin	1	21	21.0	21	0
Rogers	1	15	15.0	15	0
Corner	1	4	4.0	4	0
Searcy	1	0	0.0	0	0
A. Williams	1	0	0.0	0	0
TEAM	20	341	17.1	43†	4
OPPONENTS	25	327	13.1	43†	3

PUNTING	No.	Yds	Avg	Net	Tb	In	Log	B
Moorman	72	3472	48.2	38.1	10	20	66	1
BILLS	73	3472	47.6	38.1	10	20	66	1
OPP	68	3039	44.7	38.7	4	27	64	0

PUNT RETURNS	Ret	FC	Yds	Avg	Long	TD
Spiller	13	8	127	9.8	45	0
McKelvin	8	11	156	19.5	80†	1
Parrish	5	2	46	9.2	28	0
TEAM	26	21	329	12.7	80†	1
OPP	43	8	494	11.5	26	0

KICKOFF RETURNS	No.	Yds	Avg	Long	TD
B. Smith	15	282	18.8	28	0
Rogers	13	373	28.7	54	0
Spiller	6	143	23.8	35	0
McKelvin	2	43	21.5	22	0
Caussin	1	12	12.0	12	0
TEAM	37	853	23.1	54	0
OPP	56	1144	20.4	59	0

FIELD GOALS 1-19 20-29 30-39 40-49 50+
 Lindell 0/0 6/6 2/3 5/6 0/0
 Rayner 0/0 5/6 3/4 0/1 2/4
 Coutu 0/0 0/0 0/0 0/1 0/0
 BILLS 0/0 11/12 5/7 5/8 2/4
 OPP 0/0 9/9 9/4/4 7/9 1/3
 Lindell:(29G,38G)(25G,39B)(42G,28G)(43G,23G)
 (25G)(49G)(37G,44G,44N,41G)(24G)(0)(0)(0)(0)(0)(0)
 Rayner:(0)(0)(0)(0)(0)(0)(52N)(30G,56G)(53G)(27G)
 (53N,37G)(26N,34G)(45N,31N,28G,25G,25G,29G)
 ()
 Coutu: (0)(0)(0)(0)(0)(0)(0)(0)(45N)
 OPP:(49N)(1)(23G)(31G,21G,43G)(35G)
 (26G,50B,23G)(49B)(49G,50N,50G)(45G,36G,31G)
 (0)(48G,27G,44G)(47G)(20G,26G,26G)(0)(47G,20G)

USUAL STARTERS

OFFENSE	WR	13	Stevie Johnson
LT	75	Chris Hairston	
LG	67	Andy Levitre	
C	70	Eric Wood	
RG	76	Chad Rinehart	
RT	79	Erik Pears	
TE	84	Scott Chandler	
WR	19	Donald Jones	
WR	86	David Nelson	
RB	22	Fred Jackson	
QB	14	Ryan Fitzpatrick	

DEFENSE

LE	92	Alex Carrington
NT	99	Marcell Dareus
RE	98	Drew Edwards
SLB	90	Chris Kelsay
MLB	55	Kelvin Sheppard
WLB	50	Nick Barnett
JLB	91	Spencer Johnson
LCB	23	Aaron Williams (6)
	24	Terrence McGee (5)
RCB	29	Drayton Florence
FS	31	Jairus Byrd
SS	37	George Wilson

PASSING	Att	Cmp	Yds	Cmp%	Yds/Att	TD	TD%	Int	Int%	Long	Sack/Lost	Rating
Fitzpatrick	569	353	3832	62.0	6.73	24	4.2	23	4.0	60†	22/148	79.1
Thigpen	8	3	25	37.5	3.13	0	0.0	1	12.5	13	0/0	6.8
B. Smith	1	0	0	0.0	0.00	0	0.0	1	100.0	--	1/6	0.0
TEAM	578	356	3857	61.6	6.67	24	4.2	25	4.3	60†	23/154	77.0
OPPONENTS	507	321	3924	63.3	7.74	30	5.9	20	3.9	65†	29/210	90.4



2012 SEASON STATISTICS

6-10 | 4TH IN AFC EAST | HEAD COACH CHAN GAILEY

Date	W/L Score	Opponent	Attendance
09/09	L 28-48	at New York Jets	79,088
09/16	W 35-17	Kansas City	69,402
09/23	W 24-14	at Cleveland	69,353
09/30	L 28-52	New England	70,684
10/07	L 3-45	at San Francisco	69,732
10/14	W 19-16	OT at Arizona	60,385
10/21	L 34-35	Tennessee	68,836
11/04	L 9-21	at Houston	71,698
11/11	L 31-37	at New England	68,756
11/15	W 19-14	Miami	69,118
11/25	L 13-20	at Indianapolis	64,366
12/02	W 34-18	Jacksonville	53,971
12/09	L 12-15	St. Louis	68,109
12/16#	L 17-50	Seattle	40,770
12/23	L 10-24	at Miami	54,462
12/30	W 28-9	New York Jets	54,533

Played in Toronto

TOTAL FIRST DOWNS

	BUF	OPP
Rushing	103	136
Passing	176	182
Penalty	22	31
3rd Down: Made/Att	77/198	92/209
3rd Down Pct.	38.9	44.0
4th Down: Made/Att	5/8	6/12
4th Down Pct.	62.5	50.0

POSSESSION AVG.

	30:04	29:56
TOTAL NET YARDS	5486	5806
Avg. Per Game	342.9	362.9
Total Plays	983	1042
Avg. Per Play	5.6	5.6

NET YARDS RUSHING

	2217	2333
Avg. Per Game	138.6	145.8
Total Rushes	442	470

NET YARDS PASSING

	3269	3473
Avg. Per Game	204.3	217.1
Sacked/Yards Lost	30/161	36/196
Gross Yards	3430	3669
Att./Completions	511/309	536/306

COMPLETION PCT.

	60.5	57.1
Had Intercepted	17	12

PUNTS/AVERAGE

	80/44.3
72/44.6	

NET PUNTING AVG.

	80/37.1
72/36.2	

PENALTIES/YARDS

	104/871	80/693
--	---------	--------

FUMBLES/BALL LOST

	23/17	26/9
--	-------	------

TOUCHDOWNS

	40	53
Rushing	12	23
Passing	24	25
Returns	4	5

SCORE BY PERIOD

	Q1	Q2	Q3	Q4	OT	PTS
BILLS	84	109	78	70	3	344
OPPONENTS	89	115	109	122	0	435

SCORING

TD	Ru	Pa	Rt	K-PAT	FG	S	PTS
Lindell	0	0	0	0	39/39	21/24	0 102
Spiller	8	6	2	0			0 48
Chandler	6	0	6	0			0 36
St. Johnson	6	0	6	0			0 36
F. Jackson	4	3	1	0			0 24
Jones	4	0	4	0			0 24
Bra. Smith	4	1	2	1			0 24
McKelvin	2	0	2	0			0 12
L. Smith	2	0	2	0			0 12
Choice	1	1	0	0			0 6
Fitzpatrick	1	1	0	0			0 6
Graham	1	0	1	0			0 6
B. Scott	1	0	0	1			0 6
Kelsay	0	0	0	1			1 2
Sheppard	0	0	0	1			1 2
BILLS	40	12	24	4	39/39	21/24	1 344
OPP	53	23	25	5	50/51	21/28	0 435

2-Pt Conversions: BILLS 0-1, OPP 2-2

SACKS: M. Williams 10.5, Dareus 5.5, Ky. Williams 5, Moore 3, Barnett 2, Carrington 2, Sp. Johnson 2, Kelsay 2, Sheppard 2, Anderson 1, Merriman 1, BILLS: 36, OPP: 30

RUSHING

No.	Yds	Avg	Long	TD	
Spiller	207	1244	6.0	62	6
F. Jackson	115	437	3.8	15	3
Fitzpatrick	48	197	4.1	20	1
Choice	47	193	4.1	22	1
Bra. Smith	14	116	8.3	35	1
J. White	8	34	4.3	9	0
Graham	1	5	5.0	5	0
Thigpen	1	-1	-1.0	-1	0
Dickerson	1	-8	-8.0	-8	0
BILLS	442	2217	5.0	62	12
OPP	470	2333	5.0	83†	23

RECEIVING

No.	Yds	Avg	Long	TD	
St. Johnson	79	1046	13.2	63	6
Chandler	43	571	13.3	43	6
Spiller	43	459	10.7	66†	2
Jones	41	443	10.8	68†	4
F. Jackson	34	217	6.4	34	1
Graham	31	322	10.4	51	1
Bra. Smith	14	152	10.9	35†	2
Elliott	10	108	10.8	22	0
Dickerson	9	117	13.0	24	0
Martin	4	41	10.3	16	0
L. Smith	4	13	3.3	5	2
Choice	4	9	2.3	5	0
Nelson	2	31	15.5	21	0
McIntyre	1	9	9.0	9	0
BILLS	309	3430	11.1	68†	24
OPP	306	3669	12.0	53	25

INTERCEPTIONS

No.	Yds	Avg	Long	TD	
Byrd	5	81	16.2	45	0
B. Scott	4	66	16.5	32	1
Gilmore	1	23	23.0	23	0
McKelvin	1	9	9.0	9	0
Rogers	1	-1	-1.0	-1	0
BILLS	12	178	14.8	45	1
OPP	17	256	15.1	57†	2

PUNTING

No.	Yds	Avg	Net	TB	In	Lg	B		
Powell	65	2860	44.0	38	1	2	23	62	0
Moorman	15	682	45.5	32	7	1	2	66	0
BILLS	80	3542	44.3	37	1	3	25	66	0
OPP	72	3210	44.6	36	2	8	27	66	0

PUNT RETURNS

Ref	FC	Yds	Avg	Long	TD	
McKelvin	23	14	431	18.7	88†	2
Rogers	3	4	14	4.7	14	0
Byrd	0	3	0	---	0	0
BILLS	26	21	445	17.1	88†	2
OPP	35	14	517	14.8	75†	2

KICKOFF RETURNS

No.	Yds	Avg	Long	TD	
Bra. Smith	18	496	27.6	89†	1
Easley	2	75	37.5	55	0
Rogers	2	55	27.5	28	0
Carrington	1	0	0.0	0	0
L. Smith	1	0	0.0	0	0
TEAM	42	1136	27.0	89†	1
OPP	51	1144	22.4	96†	1

FIELD GOALS

1-19	20-29	30-39	40-49	50+	
Lindell	1/1	3/3	10/11	6/7	1/2
BILLS	1/1	3/3	10/11	6/7	1/2
OPP	3/3	6/6	5/7	6/10	1/2
Lindell: (11)(1)(37G)(1)(31G)(25G)(31G,42G)(37N,22G,38G,39G)(41G)(32G,34G,42G,19G)(33G,31G)(29G,50G)(35G,40G)(41G)(42G)(50N,46N) OPP: (25G,39G)(33G)(1)(49N,42N,30G)(19G)(49G,49G,61G,38B)(1)(46B)(43G,48G,27G)(50N)(25G,19G)(36G)(1)(9G,33G,23G)(1)(46B,45G)(47G,23G,28G,30B)					

USUAL STARTERS

OFFENSE

WR	13	Stevie Johnson
LT	77	Cordy Glenn
LG	67	Andy Levitre
C	70	Eric Wood
RG	60	Kraig Urbik
RT	79	Enik Pears
TE	84	Scott Chandler
WR	19	Donald Jones
WR	11	T.J. Graham
RB	28	C.J. Spiller
QB	14	Ryan Fitzpatrick

DEFENSE

LE	94	Mario Williams
DT	99	Marcell Dareus
DT	95	Kyle Williams
RE	54	Kyle Moore
SLB	53	Nigel Bradham
MLB	55	Kelvin Sheppard
WLB	50	Nick Barnett
LCB	23	Aaron Williams
RCB	27	Stephon Gilmore
FS	31	Jarius Byrd
SS	37	George Wilson

PASSING

Att	Cmp	Yds	Cmp%	Yds/Att	TD	TD%	Int	Int%	Long	Sack/Lost	Rating	
Fitzpatrick	505	306	3400	60.6	6.73	24	4.8	16	3.2	68†	30/161	83.3
Thigpen	5	3	30	60.0	6.00	0	0.0	0	0.0	12	0/0	77.1
Bra. Smith	1	0	0	0.0	0.00	0	0.0	1	100.0	---	0/0	0.0
TEAM	511	309	3430	60.5	6.71	24	4.7	17	3.3	68†	30/161	82.2
OPPONENTS	536	306	3669	57.1	6.85	25	4.7	12	2.2	53	36/196	84.4



2013 SEASON STATISTICS

6-10 | 4TH IN AFC EAST | HEAD COACH DOUG MARRONE

Date	W/L	Score	Opponent	Attendance
09/08	L	21-23	New England	69,519
09/15	W	24-23	Carolina	67,819
09/22	L	20-27	at New York Jets	76,957
09/29	W	23-20	Baltimore	68,296
10/03	L	24-37	at Cleveland	71,239
10/13	L	24-27	OT Cincinnati	67,739
10/20	W	23-21	at Miami	60,592
10/27	L	17-35	at New Orleans	72,405
11/03	L	13-23	Kansas City	68,159
11/10	L	10-23	at Pittsburgh	60,406
11/17	W	37-14	New York Jets	68,036
12/01# L	31-34	OT Atlanta	38,969	
12/08	L	6-27	at Tampa Bay	59,194
12/15	W	27-20	at Jacksonville	60,085
12/22	W	19-0	Miami	54,305
12/29	L	20-34	at New England	68,756

Played in Toronto

	BUF	OPP
TOTAL FIRST DOWNS	301	308
Rushing	113	98
Passing	149	170
Penalty	39	40
3rd Down: Made/Att	83/244	91/245
3rd Down Pct.	34.0	37.1
4th Down: Made/Att	4/14	4/10
4th Down Pct.	28.6	40.0

POSSESSION AVG.	28:23	31:37
-----------------	-------	-------

TOTAL NET YARDS	5410	5334
Avg. Per Game	338.1	333.4
Total Plays	1116	1089
Avg. Per Play	4.8	4.9

NET YARDS RUSHING	2307	2063
Avg. Per Game	144.2	128.9
Total Rushes	546	471

NET YARDS PASSING	3103	3271
Avg. Per Game	193.9	204.4
Sacked/Yards Lost	48/270	57/395
Gross Yards	3373	3666
Att./Completions	522/299	561/310
Completion Pct.	57.3	55.3
Had Intercepted	15	23

PUNTS/AVERAGE	96/43.0
94/45.5	

NET PUNTING AVG.	96/36.1
94/41.0	

PENALTIES/YARDS	110/952
108/931	

FUMBLES/BALL LOST	32/12	21/7
-------------------	-------	------

TOUCHDOWNS	34	42
Rushing	15	10
Passing	16	28
Returns	3	4

SCORE BY PERIOD	Q1	Q2	Q3	Q4	OT	PTS
BILLS	73	10375	88	0	339	
OPPONENTS	64	13382	103	6	388	

SCORING	TD	R	Pa	Rt	K-PAT	FG	S	PTS
Carpenter	0	0	0	0	32/32	33/36	0	131
Jackson	10	9	1	0				60
Johnson	3	0	3	0				20
Woods	3	0	3	0				20
Goodwin	3	0	3	0				18
Chandler	2	0	2	0				12
Graham	2	0	2	0				12
Manuel	2	2	0	0				12
Searcy	2	0	2	0				12
Spiller	2	2	0	0				12
Summers	2	1	1	0				12
Gragg	1	1	1	0				6
Lewis	1	1	0	0				6
Robey	1	0	0	1				6
BILLS	34	15	163	32	32/32	33/36	0	339
OPP	42	10	248	4	41/41	31/36	0	388

2-P Conversions: **BILLS** 2-2, **OPP** 1-1

SACKS: M. Williams 13, K. Williams 10.5,
Hughes 10, Dareus 7.5, Lawson 4, Searcy 3.5,
Robey 3, Alonso 2, Bryant 1, Byrd 1, Charles LG
1, Charles TM 1, Westerman TM 0.5
BILLS: 57
OPP: 48

RUSHING	No.	Yds	Avg	Long	TD
Spiller	202	933	4.6	77	2
Jackson	206	890	4.3	59	9
Manuel	53	186	3.5	19	2
Choice TM	35	126	3.6	20	0
Lewis	24	52	2.2	8	1
Summers	12	46	3.8	16	1
Tuel	3	17	5.7	14	0
Woods	2	16	8.0	13	0
Graham	4	14	3.5	14	0
Goodwin	3	13	4.3	17	0
Johnson	1	10	10.0	10	0
Wingo	1	4	4.0	4	0
BILLS	546	2307	4.2	77	15
OPP	471	2063	4.4	80	10

RECEIVING	No.	Yds	Avg	Long	TD
Chandler	53	655	12.4	33t	2
Johnson	52	597	11.5	45	3
Jackson	47	387	8.2	37	1
Woods	40	587	14.7	57	3
Spiller	33	185	5.6	27	0
Graham	23	361	15.7	47	2
Goodwin	17	283	16.6	59t	3
Hogan	10	83	8.3	16	0
Summers	7	79	11.3	34	1
L. Smith	5	78	15.6	28	0
Gragg	5	53	10.6	28	1
Choice TM	4	10	2.5	5	0
Easley	2	13	6.5	9	0
Wingo	1	2	2.0	2	0
BILLS	299	3373	11.3	59t	16
OPP	310	3666	11.8	74	28

INTERCEPTIONS	No.	Yds	Avg	Long	TD
Byrd	4	85	21.3	57	0
Leonhard	4	72	18.0	41	0
A. Williams	4	43	10.8	34	0
Alonso	4	38	9.5	32	0
Gilmore	2	0	0.0	0	0
Searcy	1	32	32.0	32t	1
Robey	1	19	19.0	19t	1

INTS (cont)	No.	Yds	Avg	Long	TD
Lawson	1	0	0.0	0	0
McKelvin	1	0	0.0	0	0
Rogers TM	1	0	0.0	0	0
BILLS	23	289	12.6	57	2
OPPONENTS	15	298	19.9	100t	2

PUNTING	No.	Yds	Avg	Net	TB	In	Lg	B
Moorman	61	2511	41.2	36.64	16	620		
S. Powell	35	1613	46.1	35.25	10	660		
BILLS	96	4124	43.0	36.19	26	660		
OPP	94	4274	45.5	41.09	39	740		

PUNT RETURNS	Ref	FC	Yds	Avg	Long	TD
McKelvin	32	13	180	5.6	21	0
Leonhard	7	9	63	9.0	25	0
BILLS	39	22	243	6.2	25	0
OPPONENTS	45	22	477	10.6	79t	1

KICKOFF RETURNS	No.	Yds	Avg	Long	TD
Goodwin	16	351	21.928	0	
Easley	4	83	20.828	0	
Graham	1	19	19.019	0	
Woods	1	9	9.0	9	0
Ross	1	7	7.0	7	0
BILLS	23	469	20.428	0	
OPPONENTS	51	1144	22.496t	1	

FIELD GOALS	1-19	20-29	30-39	40-49	50+
Carpenter	0/0	13/13	6/6	10/11	4/6
BILLS	0/0	13/13	6/6	10/11	4/6
OPPONENTS	0/0	7/7	14/16	8/10	2/3
Carpenter: ()(42N,55G,20G,48G)					
(37G,23G,43G,26G) (27G,27G,22G) (52G) (51G)					
(39G,20G,31G) (50N,37G) (26G,30G) (20G)					
(40G,42G,43G) (29G) (40G,46G) (42G, 54N,40G)					
(45G,21G,22G,26G) (51G,37G)					
OPP: (48G,33G,35G) (27G,26G,39G) (47G,34G)					
(35G,24G) (30G,24G,44G) (46G,34N,43G) (51N)					
(48N) (49G,36G) (53G,32G) (32G,55G) (
(43G,35G,29G,35G)					

USUAL STARTERS

OFFENSE		
WR	13	Stevie Johnson
LT	77	Cordy Glenn
LG	59	Doug Legursky
C	70	Eric Wood
RG	60	Kraig Urbik
RT	79	Erik Pears
TE	84	Scott Chandler
QB	3	EJ Manuel
RB	28	C.J. Spiller
FB	38	Frank Summers
WR	11	T.J. Graham

DEFENSE

LDE	90	Alan Branch
DT	95	Kyle Williams
DT	99	Marcell Dareus
RDE	94	Mario Williams
SLB	91	Manny Lawson
MLB	50	Kiko Alonso
WLB	53	Arthur Moats
LCB	21	Leodis McKelvin
RCB	27	Stephon Gilmore
FS	31	Jairus Byrd
SS	23	Aaron Williams

PASSING	Att	Cmp	Yds	Cmp%	Yds/Att	TD	TD%	Int	Int%	Long	Sack/Lost	Rating
Manuel	306	180	1972	58.8	6.44	11	3.6	9	2.9	45	28/159	77.7
Lewis	157	93	1092	59.2	6.96	4	2.5	3	1.9	57	18/100	81.0
Tuel	59	26	309	44.1	5.24	1	1.7	3	5.1	59t	2/11	45.1
BILLS	522	299	3373	57.3	6.46	16	3.1	15	2.9	59t	48/270	75.0
OPPONENTS	561	310	3666	55.3	6.53	28	5.0	23	4.1	74	57/395	74.9



2014 SEASON STATISTICS

9-7 | 2ND IN AFC EAST | HEAD COACH DOUG MARRONE

Date	W/L Score	Opponent	Attendance
09/07	W 23-20	at Chicago	62,425
09/14	W 29-10	Miami	69,594
09/21	L 10-22	San Diego	68,611
09/28	L 17-23	at Houston	71,756
10/05	W 17-14	at Detroit	62,775
10/12	L 22-37	New England	70,185
10/19	W 17-16	Minnesota	68,477
10/26	W 43-23	at New York Jets	78,160
11/09	L 13-17	Kansas City	68,119
11/13	L 9-22	at Miami	71,573
11/24*	W 38-3	New York Jets	56,044
11/30	W 26-10	Cleveland	68,576
12/07	L 17-24	at Denver	76,913
12/14	W 21-13	Green Bay	70,124
12/21	L 24-26	at Oakland	53,436
12/28	W 17-9	at New England	68,756

* - Game played in Detroit

	BUF	OPP
TOTAL FIRST DOWNS	273	302
Rushing	65	89
Passing	186	171
Penalty	22	42
3rd Down: Made/Att	84/229	73/220
3rd Down Pct.	36.7%	33.2%
4th Down: Made/Att	6/14	5/11
4th Down Pct.	42.9%	45.5%

POSSESSION AVG.	29:35	30:25
------------------------	-------	-------

TOTAL NET YARDS	5096	4995
Avg. Per Game	318.5	312.2
Total Plays	1020	1027
Avg. Per Play	5.0	4.9

NET YARDS RUSHING	1482	1703
Avg. Per Game	92.6	106.4
Total Rushes	402	414

NET YARDS PASSING	3614	3292
Avg. Per Game	225.9	205.8
Sacked/Yards Lost	39/242	54/308
Gross Yards	3856	3600
Attempts/Completions	579/363	559/337
Completion Pct.	62.7%	60.3%
Had Intercepted	13	19

PUNTS/AVERAGE	86/42.9	88/43.6
----------------------	---------	---------

NET PUNTING AVG.	38.7	37.3
-------------------------	------	------

PENALTIES/YARDS	124/1031	104/849
------------------------	----------	---------

FUMBLES/BALL LOST	22/10	20/11
--------------------------	-------	-------

TOUCHDOWNS	34	28
Rushing	7	10
Passing	23	16
Returns	4	2

SCORE BY PERIOD	Q1	Q2	Q3	Q4	OT	PTS
BILLS	65	88	80	107	3	343
OPPONENTS	49	90	75	75	0	289

SCORING	TD	Ra	Pa	Rt	K-PAT	FG	S	PTS
D.Carpenter	0	0	0	31	323/38	0	133	
S.Watkins	6	0	6	0	0/0	0/0	0	36
R.Woods	5	0	5	0	0/0	0/0	1	32
C.Hogan	4	0	4	0	0/0	0/0	0	24
F.Jackson	3	2	1	0	0/0	0/0	1	20
S.Chandler	3	0	3	0	0/0	0/0	0	18
A.Dixon	2	2	0	0	0/0	0/0	0	12
C.Spiller	2	0	1	1	0/0	0/0	0	12
J.Hughes	1	0	0	1	0/0	0/0	0	6
L.Smith	1	0	1	0	0/0	0/0	0	6
E.Manuel	1	1	0	0	0/0	0/0	0	6
F.Summers	1	1	0	0	0/0	0/0	0	6
M.Williams	1	0	1	0	0/0	0/0	0	6
K.Orton	1	1	0	0	0/0	0/0	0	6
M.Lawson	1	0	0	1	0/0	0/0	0	6
C.Gragg	1	0	1	0	0/0	0/0	0	6
M.Thigpen	1	0	0	1	0/0	0/0	0	6
BILLS	34.7	23.4	31/32	34/38	2	343		
OPP	28.10	16.2	27/27	30/37	0	289		

2-Pt Conversions: BILLS 2-2, OPP 0-1

SACKS:	M.Williams 14.5,	J.Hughes 10.0,
M.Dareus 10.0,	K.Williams 5.5,	S.Charles 3.0,
N.Bradham 2.5,	J.Wynn 2.0,	M.Lawson 1.5,
C.Bryant 1.5,	T.Powell 1.0,	N.Robey 1.0,
B.Spikes 1.0,	D.Searcy 0.5	
BILLS: 54.0		
OPP: 39.0		

RUSHING	No.	Yds	Avg	Long	TD
F.Jackson	141	525	3.7	38	2
A.Dixon	105	432	4.1	47	2
C.Spiller	78	300	3.8	53	0
B.Brown	36	126	3.5	14	0
E.Manuel	16	52	3.3	8	1
F.Summers	6	17	2.8	4	1
K.Orton	15	14	0.9	10	1
M.Goodwin	3	8	2.7	12	0
S.Watkins	2	8	4.0	5	0
BILLS	402	1482	3.7	53	7
OPP	414	1703	4.1	47	10

RECEIVING	No.	Yds	Avg	Long	TD
F.Jackson	66	501	7.6	34	1
S.Watkins	65	982	15.1	84	6
R.Woods	65	699	10.8	37	5
S.Chandler	47	497	10.6	37	3
C.Hogan	41	426	10.4	31	4
C.Spiller	19	125	6.6	25	1
B.Brown	16	176	11.0	40	0
M.Williams	8	142	17.8	80	1
M.Gray	8	118	14.8	41	0
A.Dixon	8	49	6.1	10	0
C.Gragg	7	48	6.9	14	1
L.Smith	7	42	6.0	18	1
F.Summers	5	9	1.8	4	0
M.Goodwin	1	42	42.0	42	0
BILLS	363	3856	10.6	84	23
OPP	337	3600	10.7	56	16

INTERCEPTIONS	No.	Yds	Avg	Long	TD
L.McKelvin	4	10	2.5	9	0
D.Searcy	3	70	23.3	32	0
S.Gilmore	3	61	20.3	27	0
C.Graham	2	75	37.5	45	0
B.Rambo	2	44	22.0	28	0
D.Williams	1	34	34.0	34	0

A.Williams	1	26	26.0	26	0
K.Williams	1	2	2.0	2	0
N.Bradham	1	0	0.0	0	0
P.Brown	1	0	0.0	0	0
BILLS	13	122	16.9	45	0
OPP	19	372	13.2	80	2

PUNTING	No.	Yds	Avg	Net	TB	In	Lg	B
C.Schmidt	86	3692	42.9	38.7	6	31	67	0
BILLS	86	3692	42.9	38.7	6	31	67	0
OPP	88	3834	43.6	37.3	10	25	72	2

PUNT RETURNS	Ret	FC	Yds	Avg	Long	TD
L.McKelvin	21	8	183	8.7	24	0
M.Thigpen	12	5	155	12.9	75	1
F.Jackson	3	5	5	1.7	5	0
R.Woods	1	0	11	11.0	11	0
BILLS	37	18	354	9.6	75	1
OPP	38	20	246	6.5	41	0

KICKOFF RETURNS	No.	Yds	Avg	Long	TD
C.Spiller	10	306	30.6	102	1
M.Thigpen	6	165	27.5	49	0
M.Goodwin	4	84	21.0	24	0
L.McKelvin	4	64	16.0	30	0
A.Dixon	4	52	13.0	15	0
B.Brown	3	75	25.0	32	0
M.Easley	1	13	13.0	13	0
F.Summers	1	11	11.0	11	0
BILLS	33	770	23.3	102	1
OPP	32	639	20.0	41	0

FIELD GOALS	1-19	20-29	30-39	40-49	50+
Carpenter	0/0	9/9	12/13	7/8	6/8
BILLS	0/0	9/9	12/13	7/8	6/8
OPP	1/1	3/3	11/13	9/12	6/8

USUAL STARTERS

OFFENSE

WR	10	Robert Woods
LT	77	Cordy Glenn
LG	60	Kraig Urbik
C	70	Erik Pears
RG	79	Erik Pears
RT	66	Seantrel Henderson
TE	85	Lee Smith
TE	84	Scott Chandler
QB	18	Kyle Orton
RB	22	Fred Jackson
WR	14	Sammy Watkins

DEFENSE

DE	94	Mario Williams
DT	95	Kyle Williams
DT	99	Marcell Dareus
RDE	55	Jerry Hughes
MLB	52	Preston Brown
SLB	53	Nigel Bradham
LCB	21	Leodis McKelvin
RCB	24	Stephon Gilmore
FS	25	Da'Norris Searcy
SS	23	Aaron Williams
NB	37	Nickell Robey

PASSING	Att	Cmp	Yds	Cmp%	Yds/Att	TD	TD%	Int	Int%	Long	Sack/Lost	Rating
K.Orton	447	287	3018	64.2%	6.8	18	4.0%	10	2.2%	84	33/198	87.8
E.Manuel	131	76	838	58.0%	6.4	5	3.8%	3	2.3%	80	6/44	80.2
F.Jackson	1	0	0	0.0%	0.0	0	0.0%	0	0.0%	0	0/0	39.6
BILLS	579	363	3856	62.7%	6.7	23	4.0%	13	2.2%	84	39/242	86.0
OPPONENTS	559	337	3600	60.3%	6.4	16	2.9%	19	3.4%	56	54/308	74.5



2015 SEASON STATISTICS

8-8 | 3RD IN AFC EAST | HEAD COACH REX RYAN

Date	W/L Score	Opponent	Attendance
09/13	W 27-14	Indianapolis	70,319
09/20	L 32-40	New England	70,858
09/27	W 41-14	at Miami	64,869
10/04	L 10-24	New York Giants	70,677
10/11	W 14-13	at Tennessee	65,670
10/18	L 21-34	Cincinnati	69,593
10/25	L 31-34	at Jacksonville	84,021
11/08	W 33-17	Miami	70,214
11/12	W 22-17	at New York Jets	78,160
11/23	L 13-20	at New England	66,829
11/29	L 22-30	at Kansas City	72,493
12/06	W 30-21	Houston	68,544
12/13	L 20-23	at Philadelphia	69,596
12/20	L 25-35	at Washington	80,124
12/27	W 16-6	Dallas	70,172
01/03	W 22-17	New York Jets	68,670

TOTAL FIRST DOWNS

	BUF	OPP
Rushing	122	87
Passing	155	197
Penalty	20	37
3rd Down: Made/Att	86/227	85/210
3rd Down Pct.	37.9%	40.5%
4th Down: Made/Att	7/16	3/13
4th Down Pct.	43.8%	23.1%

POSSESSION AVG.

31:18	28:42
-------	-------

TOTAL NET YARDS

5775	5702	
Avg. Per Game	360.9	356.4
Total Plays	1016	1017
Avg. Per Play	5.7	5.6

NET YARDS RUSHING

2432	1730	
Avg. Per Game	152.0	108.1
Total Rushes	509	394

NET YARDS PASSING

3343	3972	
Avg. Per Game	208.9	248.3
Sacked/Yards Lost	42/257	21/125
Gross Yards	3600	4097
Attempts/Completions	465/295	602/347
Completion Pct.	63.4%	57.6%
Had Intercepted	9	17

PUNTS/AVERAGE

82/46.3
75/43.7

NET PUNTING AVG.

41.3	39.8
------	------

PENALTIES/YARDS

143/1249	113/906
----------	---------

FUMBLES/BALL LOST

28/10	16/8
-------	------

TOUCHDOWNS

45	42	
Rushing	19	10
Passing	23	30
Returns	3	2

SCORE BY PERIOD

	Q1	Q2	Q3	Q4	OT	PTS
BILLS	87	103	77	112	0	379
OPPONENTS	59	126	104	70	0	359

SCORING

TD	Ru	Pa	Rt	K-PAT	FG	S	PTS
Carpenter	0	0	0	0	34/40	23/27	0 103
Watkins	9	0	9	0	0/0	0/0	0 54
K.Williams	9	7	2	0	0/0	0/0	0 54
McCoy	5	3	2	0	0/0	0/0	0 32
Taylor	4	4	0	0	0/0	0/0	0 26
Clay	3	0	3	0	0/0	0/0	0 18
Gillislee	3	0	0	0	0/0	0/0	0 18
Hankerson	3	0	3	0	0/0	0/0	0 18
Woods	3	0	3	0	0/0	0/0	0 18
Hogan	2	0	2	0	0/0	0/0	0 12
P. Brown	1	0	0	1	0/0	0/0	0 6
Dixon	1	1	0	0	0/0	0/0	0 6
Easley	1	0	1	0	0/0	0/0	0 6
Graham	1	0	0	1	0/0	0/0	0 6
Harvin	1	0	1	0	0/0	0/0	0 6
Manuel	1	0	0	0	0/0	0/0	0 6
D.Williams	1	0	0	1	0/0	0/0	0 6
BILLS	45	19	23	3	34/40	23/27	1 379
OPP	42	10	30	2	33/37	22/27	0 359
2-Pt Conversions:	BILLS 2-5, OPP 4-5						

SACKS:

Hughes 5, M. Williams 5, Dareus 2, Bradham 1, Charles 1, Graham 1, Lawson 1, Rambo 1, Robey 1, Tarpley 1, Ky. Williams 1, D. Williams, 1
 BILLS: 21.0
 OPP: 42.0

RUSHING

No.	Yds	Avg	Long	TD	
McCoy	203	89.5	4.4	48†	3
Taylor	104	56.8	5.5	31	4
Ka.Williams	93	51.7	5.6	41†	7
Gillislee	47	26.7	5.7	60†	3
Manuel	17	6.4	3.8	16	1
Dixon	21	4.4	2.1	6	1
Herron	11	3.7	3.4	8	0
Harvin	5	3.1	6.2	9	0
Hogan	1	4	4.0	4	0
C. Wood	2	3	1.5	3	0
Felton	1	2	2.0	2	0
S. Watkins	1	1	1.0	1	0
Schmidt	1	0	0.0	0	0
Woods	1	0	0.0	0	0
Thigpen	1	-1	-1.0	-1	0
BILLS	509	243.2	4.8	60†	19
OPP	394	173.0	4.4	58	10

RECEIVING

No.	Yds	Avg	Long	TD	
S. Watkins	60	104.7	17.5	63	9
Clay	51	52.8	10.4	40†	3
Hogan	36	45.0	12.5	46	2
McCoy	32	29.2	9.1	22	2
Hankerson	26	32.7	12.6	55	3
Harvin	19	21.8	11.5	51†	1
Gragg	12	15.0	12.5	29	0
Ka.Williams	11	9.6	8.7	26†	2
Dixon	6	4.4	7.3	14	0
Gillislee	6	2.9	4.8	14	0
Salas	3	4.1	13.7	20	0
Herron	3	2.0	6.7	9	0
Goodwin	2	2.4	12.0	14	0
Easley	1	5.8	58.0	58†	1
O'Leary	1	3.7	37.0	37	0
Felton	1	1.2	12.0	12	0
Taylor	1	4	4.0	4	0
Gray	1	2	2.0	2	0
Mulligan	1	2	2.0	2	0
C.Wood	1	-6	-6.0	-6	0
BILLS	295	360.0	12.2	63	23
OPP	347	409.7	11.8	77†	30

INTERCEPTIONS

No.	Yds	Avg	Long	TD	
Gilmore	3	33	11.0	29	0
Graham	2	60	30.0	44†	1
Darby	2	48	24.0	27	0
P.Brown	2	46	23.0	43†	1
Tarpley	2	40	20.0	37	0
McKelvin	2	0	0.0	0	0
A.Williams	1	26	26.0	26	0
Easley	1	0	0.0	0	0
Lawson	1	0	0.0	0	0
Rambo	1	0	0.0	0	0
BILLS	17	253	14.9	44†	2
OPP	9	75	8.3	26†	1

PUNTING

No.	Yds	Avg	Net	TB	In Lg	B
Schmidt	82	37.97	46.3	41.33	22	650
BILLS	82	37.97	46.3	41.33	22	650
OPP	75	32.77	43.7	39.83	28	680

PUNT RETURNS

Ret	FC	Yds	Avg	Long	TD	
Thigpen	18	9	11.8	6.6	16	0
McKelvin	7	4	21	3.0	12	1
Moore	5	8	7.7	15.4	27	0
Powell	1	1	16	16.0	16	0
BILLS	31	22	23.2	7.5	27	0
OPPONENTS	40	20	35.3	8.8	28	0

KICKOFF RETURNS

No.	Yds	Avg	Long	TD	
Thigpen	17	32.8	19.331	0	
Harvin	5	10.8	21.625	0	
Moore	5	7.0	14.020	0	
Dixon	4	5.9	14.817	0	
Herron	4	9.2	23.028	0	
W.Powell	3	7.7	25.732	0	
Goodwin	2	3.3	16.519	0	
Felton	1	5	5.0	5	0
BILLS	41	7.72	18.832	0	
OPPONENTS	40	6.88	17.249	0	

FIELD GOALS

1-19	20-29	30-39	40-49	50+	
Carpenter	0/0	5/5	8/9	7/8	3/5
BILLS	0/0	5/5	8/9	7/8	3/5
OPPONENTS	0/0	5/5	7/7	9/10	1/5

USUAL STARTERS

OFFENSE

WR	10	Robert Woods
LT	77	Cordy Glenn
LG	64	Richie Incognito
C	70	Eric Wood
RG	76	John Miller
RT	66	Seantrel Henderson
TE	85	Charles Clay
FB	42	Jerome Felton
QB	5	Tyrod Taylor
RB	25	LeSean McCoy
WR	14	Sammy Watkins

DEFENSE

LDE	94	Mario Williams
DT	97	Corbin Bryant
DT	99	Marcell Dareus
RDE	55	Jerry Hughes
MLB	52	Preston Brown
SLB	91	Manny Lawson
WLB	53	Nigel Bradham
LCB	28	Ronald Darby
RCB	24	Stephon Gilmore
DS	20	Corey Graham
DS	30	Bacarri Rambo

PASSING

	Att	Cmp	Yds	Cmp%	Yds/Att	TD	TD%	Int	Int%	Long	Sack/Lost	Rating
Taylor	380	242	3035	63.7%	8.0	20	5.3%	6	1.6%	63	36/212	99.4
Manuel	84	52	561	61.9%	6.7	3	3.6%	3	3.6%	58†	6/45	78.5
Hogan	1	1	4	100.0%	4.0	0	0.0%	0	0.0%	4	0/0	83.3
BILLS	465	295	3600	63.4%	7.7	23	4.9%	9	1.9%	63	42/257	95.6
OPPONENTS	602	347	4097	57.6%	6.8	30	5.0%	17	2.8%	77†	21/125	83.3

2016 SEASON STATISTICS

7-9 | 3RD IN AFC EAST | HEAD COACH REX RYAN & ANTHONY LYNN

Date	W/L Score	Opponent	Attendance
9/11	L 7-13	at Baltimore	71,104
9/15	L 31-37	New York Jets	70,256
9/25	W 33-18	Arizona	68,647
10/2	W 16-0	at New England	86,829
10/9	W 30-19	at Los Angeles	83,679
10/16	W 45-16	San Francisco	70,003
10/23	L 25-28	at Miami	65,658
10/30	L 25-41	New England	70,442
11/7	L 25-31	at Seattle	69,084
11/20	W 16-12	at Cincinnati	61,356
11/27	W 28-21	Jacksonville	67,849
12/4	L 24-38	at Oakland	54,759
12/11	L 20-27	Pittsburgh	69,657
12/18	W 33-13	Cleveland	66,529
12/24	L 31-34	OT Miami	64,690
1/1	L 10-30	at New York Jets	78,160

TOTAL FIRST DOWNS

	BUF	OPP
Rushing	146	122
Passing	155	183
Penalty	27	33
3rd Down: Made/Att	86/210	82/205
3rd Down Pct.	41.0	40.0
4th Down: Made/Att	8/15	4/14
4th Down Pct.	53.3	28.6

POSSESSION AVG.

29:22 30:38

TOTAL NET YARDS

	BUF	OPP
Avg. Per Game	354.1	357.0
Total Plays	1012	1018
Avg. Per Play	5.6	5.6

NET YARDS RUSHING

	BUF	OPP
Avg. Per Game	164.4	133.1
Total Rushes	492	468

NET YARDS PASSING

	BUF	OPP
Avg. Per Game	189.8	223.9
Sacked/Yards Lost	46/214	39/253
Gross Yards	3250	3835
Attempts/Completions	474/286	511/306
Completion Pct.	60.3	59.9
Had Intercepted	7	12

PUNTS/AVERAGE

75/42.4

70/43.2

NET PUNTING AVG.

75/38.1 70/36.7

PENALTIES/YARDS

112/960 106/884

FUMBLES/BALL LOST

15/5 23/6

TOUCHDOWNS

	BUF	OPP
Rushing	49	41
Passing	29	21
Returns	17	19
Returns	3	1

SCORE BY PERIOD

	Q1	Q2	Q3	Q4	OT	PTS
BILLS	78	99	110	112	0	399
OPPONENTS	72	118	100	85	3	378

SCORING

TD	R	Pa	Rt	K-PAT	FG	S	PTS
D.Carpenter	0	0	0	0	0	40/45	19/25 0 97
McCoy	14	13	1	0	0/0	0/0	0 86
Gillislee	9	8	1	0	0/0	0/0	0 54
Taylor	6	6	0	0/0	0/0	0/0	0 38
Clay	4	0	4	0	0/0	0/0	0 24
Hunter	4	0	4	0	0/0	0/0	0 24
Goodwin	3	0	3	0	0/0	0/0	0 18
Robey-Coleman	2	0	2	0	0/0	0/0	0 12
Watkins	2	0	2	0	0/0	0/0	0 12
Bush	1	1	0	0/0	0/0	0/0	0 8
Salas	1	0	1	0	0/0	0/0	0 6
A. Williams	1	0	0	1	0/0	0/0	0 6
J. Williams	1	0	0	0	0/0	0/0	0 6
Woods	1	0	1	0	0/0	0/0	0 6
O'Leary	0	0	0	0	0/0	0/0	0 2
BILLS	49	29	17	3	40/45	19/25	0 399
OPP	41	21	19	1	36/38	30/32	1 378

2-Pt Conversions: **BILLS** 4-4, **OPP** 2-3

SACKS: Alexander 12.5, Hughes 6, K. Williams 5, Z. Brown 4, Dareus 3.5, A. Washington 2.5, Lawson 2, Douzable 1.5, P. Brown 1, Graham 1
BILLS: 39.0
OPP: 46.0

RUSHING

No.	Yds	Avg	Long	TD	
McCoy	234	1267	5.4	75t	13
Taylor	95	580	6.1	49	6
Gillislee	101	577	5.7	44t	8
J. Williams	27	94	3.5	20	1
Tate	3	48	16.0	30	0
Manuel	8	22	2.8	8	0
Schmidt	1	16	16.0	16	0
Felton	8	13	1.6	6	0
Harvin	1	11	11.0	11	0
Woods	1	6	6.0	6	0
Jones	1	-1	-1.0	-1	0
Bush	12	-3	-3	5	1
BILLS	492	2630	5.3	75t	29
OPP	468	2130	4.6	57	21

RECEIVING

No.	Yds	Avg	Long	TD	
Clay	57	552	9.7	40t	4
Woods	51	613	12.0	34	1
McCoy	50	356	7.1	41	1
Goodwin	29	431	14.9	84t	3
Watkins	28	430	15.4	62	2
W. Powell	14	142	10.1	35	0
Hunter	10	189	18.9	64	4
O'Leary	9	114	12.7	28	0
Gillislee	9	50	5.6	18t	1
Tate	8	117	14.6	34	0
Bush	7	90	12.9	25	0
Felton	6	57	9.5	22	0
Salas	4	89	22.3	71t	1
Harvin	2	6	3.0	5	0
Christian	1	14	14.0	14	0
J. Williams	1	0	0.0	0	0
BILLS	286	3250	11.4	84t	17
OPP	306	3835	12.5	66t	19

INTERCEPTIONS

No.	Yds	Avg	Long	TD	
Gilmore	5	135	27.0	49	0
Robey-Coleman	2	44	22.0	41t	1
White	2	0	0.0	0	0
Alexander	1	28	28.0	28	0
Z. Brown	1	0	0.0	0	0
Graham	1	0	0.0	0	0
BILLS	12	207	17.3	49	1
OPP	7	87	12.4	51	0

PUNTING

No.	Yds	Avg	Net	TB	In	Lg	B
Schmidt	75	3183	42.4	38	13	20	580
BILLS	75	3183	42.4	38	13	20	580
OPP	70	3024	43.2	36	77	19	620

PUNT RETURNS

Ret	FC	Yds	Avg	Long	TD	
Tate	26	14	301	11.6	43	0
Bush	2	2	13	6.5	13	0
W. Powell	0	1	---	---	0	0
BILLS	28	17	314	11.2	43	0
OPP	39	8	262	6.7	22	0

KICKOFF RETURNS

No.	Yds	Avg	Long	TD	
Tate	29	662	22.8	45	0
Bush	5	103	20.6	35	0
Felton	2	18	9.0	11	0
O'Leary	2	27	13.5	14	0
Gillislee	1	19	19.0	19	0
BILLS	39	829	21.3	45	0
OPP	46	999	21.7	73	0

FIELD GOALS

1-19	20-29	30-39	40-49	50+	
Carpenter	1/1	8/8	5/5	4/9	1/2
BILLS	1/1	8/8	5/5	4/9	1/2
OPP	0/0	5/5	13/13	7/9	5/5

USUAL STARTERS

OFFENSE

WR	10	Robert Woods
LT	77	Cordy Glenn
LG	64	Richie Incognito
C	70	Eric Wood
RG	76	John Miller
RT	79	Jordan Mills
TE	85	Charles Clay
QB	5	Tyrod Taylor
RB	25	LeSean McCoy
FB	42	Jerome Felton
WR	14	Sammy Watkins

DEFENSE

DE	92	Adolphus Washington
DT	95	Kyle Williams
NT	99	Marcell Dareus
OLB	55	Jerry Hughes
MIKE	52	Preston Brown
WILL	53	Zach Brown
OLB	57	Lorenzo Alexander
LCB	28	Ronald Darby
RCB	24	Stephon Gilmore
FS	20	Corey Graham
SS	23	Aaron Williams

PASSING

	Att	Cmp	Yds	Cmp%	Yds/Att	TD	TD%	Int	Int%	Long	Sack/Lost	Rating
Taylor	436	269	3023	61.7	6.93	17	3.9	6	1.4	84t	42/192	89.7
Manuel	26	11	131	42.3	5.04	0	0.0	0	0.0	35	3/20	58.3
Jones	11	16	96	54.5	8.73	0	0.0	1	9.1	64	1/2	46.0
J. Williams	1	0	0	0.0	0.0	0	0.0	0	0.0	0	0/0	39.6
BILLS	474	286	3250	60.3	6.86	17	3.6	7	1.5	84t	46/214	86.7
OPPONENTS	511	306	3835	59.9	7.50	19	3.7	12	2.3	66t	39/253	85.9



2017 SEASON STATISTICS

9-7 | 2ND IN AFC EAST | HEAD COACH SEAN MCDERMOTT

Date	W/L	Score	Opponent	Attendance
9/10	W	21-12	New York Jets	68,751
9/17	L	3-9	at Carolina	74,122
9/24	W	26-16	Denver	68,865
10/1	W	23-17	at Atlanta	71,273
10/8	L	16-20	at Cincinnati	52,367
10/22	W	30-27	Tampa Bay	68,561
10/29	W	34-14	Oakland	69,599
11/2	L	21-34	at New York Jets	77,562
11/12	L	10-47	New Orleans	67,501
11/19	L	24-54	at L.A. Chargers	25,015
11/26	W	16-10	at Kansas City	74,929
12/3	L	3-23	New England	68,499
12/10	W	13-7	OT Indianapolis	60,222
12/17	W	24-16	Miami	62,202
12/24	L	16-37	at New England	65,878
12/31	W	22-16	at Miami	65,571

AFC WILD CARD PLAYOFF

1/7	L	3-10	at Jacksonville	69,442
-----	---	------	-----------------	--------

TOTAL FIRST DOWNS	BUF	OPP
Rushing	278	348
Passing	105	121
Penalty	149	199
3rd Down: Made/Att	24	28
3rd Down Pct.	101/241	82/214
4th Down: Made/Att	41.9	38.3
4th Down Pct.	2/15	11/20
	13.3	55.0

POSSESSION AVG.	28:06	31:54
-----------------	-------	-------

TOTAL NET YARDS	4842	5682
Avg. Per Game	302.6	355.1
Total Plays	1010	1066
Avg. Per Play	4.8	5.3

NET YARDS RUSHING	2017	1994
Avg. Per Game	126.1	124.6
Total Rushes	487	466

NET YARDS PASSING	2825	3688
Avg. Per Game	176.6	230.5
Sacked/Yards Lost	47/261	27/156
Gross Yards	3086	3844
Attempts/Completions	476/289	573/370
Completion Pct.	60.7	64.6
Had Intercepted	10	18

PUNTS/AVERAGE	79/44.7	62/43.1
---------------	---------	---------

NET PUNTING AVG.	79/40.5	62/38.0
------------------	---------	---------

PENALTIES/YARDS	98/872	97/873
-----------------	--------	--------

FUMBLES/BALL LOST	17/6	25/7
-------------------	------	------

TOUCHDOWNS	31	38
Rushing	12	22
Passing	16	14
Returns	3	2

SCORE BY PERIOD	Q1	Q2	Q3	Q4	OT	PTS
BILLS	40	105	58	93	6	302
OPPONENTS	56	97	94	112	0	359

SCORING	TD	R	Pa	Rt	K-PAT	FG	S	PTS
Hauschka	0	0	0	0	29/29	29/33	-	116
McCoy	8	6	2	0	0/0	0/0	0	48
Taylor	4	4	0	0	0/0	0/0	0	24
Holmes	3	0	3	0	0/0	0/0	0	18
C. Clay	2	0	2	0	0/0	0/0	0	12
Z. Jones	2	0	2	0	0/0	0/0	0	12
Z. Jones	2	0	2	0	0/0	0/0	0	12
Benjamin	1	0	1	0	0/0	0/0	0	6
Matthews	1	0	1	0	0/0	0/0	0	6
Milano	0	0	0	1	0/0	0/0	0	6
Poyer	1	0	0	1	0/0	0/0	0	6
Tate	1	0	1	0	0/0	0/0	0	6
L. Thomas	1	0	1	0	0/0	0/0	0	6
Thompson	1	0	1	0	0/0	0/0	0	6
Tolbert	1	1	0	0	0/0	0/0	0	6
White	1	0	0	1	0/0	0/0	0	6
K. Williams	1	0	0	0	0/0	0/0	0	6
BILLS	31	12	16	3	29/28	29/33	0	302
OPP	38	22	14	2	35/36	32/35	0	359

SACKS: Hughes 4, Lawson 4, Alexander 3, Davis 3, Williams 3, Poyer 2, Thornton 2, Capi 1, Darius 1, Humber 1, Washington 1, Yarbrough 1, (group) 1
BILLS: 27.0
OPP: 47.0

RUSHING	No.	Yds	Avg	Long	TD
McCoy	287	1138	4.0	48†	6
Taylor	84	427	5.1	32	4
Tolbert	66	247	3.7	25	1
Cadet	22	93	4.2	12	1
Webb	8	54	6.8	22	0
Murphy	7	41	5.9	25	0
Peterman	7	23	3.3	9	0
K. Williams	1	0	1.0	1†	1
K. Clay	1	0	0.0	0	0
DiMarco	2	-2	-1.0	0	0
Thompson	2	-5	-2.5	0	0
BILLS	487	2017	4.1	48†	12
OPP	466	1994	4.3	51	22

RECEIVING	No.	Yds	Avg	Long	TD
McCoy	59	448	7.6	39	4
C. Clay	49	558	11.4	44	1
Z. Jones	27	316	11.7	33	2
Thompson	27	430	15.9	46	3
Matthews	25	282	11.3	47	0
O'Leary	22	322	14.6	32	4
Benjamin	16	217	13.6	35	1
Tolbert	14	78	5.6	12	1
Cadet	13	93	7.2	16	0
Holmes	13	120	9.2	36	0
L. Thomas	7	67	9.6	22†	0
DiMarco	7	28	4.0	9	0
Tate	6	81	13.5	24	1
Murphy	2	7	3.5	5	1
K. Clay	1	28	28.0	28	0
T. Jones	1	11	11.0	11	0
BILLS	289	3086	10.7	47	16
OPP	306	3844	10.4	77†	14

INTERCEPTIONS	No.	Yds	Avg	Long	TD
Hyde	5	64	12.8	37	0
Poyer	5	33	6.6	19†	1
White	4	86	21.5	63	0
Wright	1	54	54.0	54	0
Elston	1	22	22.0	22	0
Milano	1	15	15.0	15	0
Gaines	1	1	1.0	1	0
BILLS	18	275	15.3	63	1
OPP	10	190	19.0	59†	1

PUNTING	No.	Yds	Avg	Net	TB	In	lg	B
Schmidt	79	3529	44.7	40.5	6	28	60	0
BILLS	79	3529	44.7	40.5	6	28	60	0
OPP	62	2670	43.1	38.0	5	22	58	0

PUNT RETURNS	Ret	FC	Yds	Avg	Long	TD
Tate	20	6	193	9.7	40	0
K. Clay	2	1	2	1.0	2	0
Hyde	2	6	18	9.0	12	0
BILLS	24	13	213	8.9	40	0
OPP	38	16	210	5.5	26	0

KICKOFF RETURNS	No.	Yds	Avg	Long	TD
Tate	28	548	19.6	29	0
T. Jones	2	50	20.6	27	0
DiMarco	1	24	24.0	24	0
Murphy	1	18	18.0	18	0
BILLS	32	640	20.0	29	0
OPP	31	681	22.0	61	0

FIELD GOALS	1-19	20-29	30-39	40-49	50+
Hauschka	0/0	6/6	9/9	7/9	7/9
BILLS	0/0	6/6	9/9	7/9	7/9
OPP	0/0	12/12	11/12	5/7	4/4

USUAL STARTERS

OFFENSE		
WR	11	Zay Jones
LT	73	Dion Dawkins
LG	64	Richie Incognito
C	70	Eric Wood
RG	62	Vladimir Ducasse
RT	79	Jordan Mills
TE	85	Charles Clay
QB	5	Tyrod Taylor
RB	25	LeSean McCoy
FB	42	Pat DiMarco
WR	10	Deonte Thompson

DEFENSE		
DE	55	Jerry Hughes
DT	95	Kyle Williams
DT	92	Adolphus Washington
DE	90	Shaq Lawson
MLB	52	Preston Brown
LB	57	Lorenzo Alexander
LB	50	Ramon Humber
LCB	27	Tre'Davious White
RCB	24	E.J. Gaines
FS	21	Jordan Poyer
SS	23	Micah Hyde

PASSING	Att	Cmp	Yds	Cmp%	Yds/Att	TD	TD%	Int	Int%	Long	Sack/Lost	Rating
Taylor	420	263	2799	62.6	6.66	14	3.3	4	1.0	47	46/256	89.2
Peterman	49	24	252	49.0	5.14	2	4.1	5	10.2	21	1/5	38.4
Webb	7	2	35	28.6	5.00	0	0.0	1	14.3	34	0/0	8.3
TEAM	476	289	3086	60.7	6.48	16	3.4	10	2.1	47	47/261	82.1
OPPONENTS	573	370	3844	64.6	6.71	14	2.4	18	3.1	77†	27/156	78.9



2018 SEASON STATISTICS

6-10 | 3RD IN AFC EAST | HEAD COACH SEAN MCDERMOTT

Date	W/L Score	Opponent	Attendance
9/9	L 3-47	at Baltimore	70,591
9/16	L 20-31	L.A. Chargers	69,187
9/23	W 27-6	at Minnesota	66,800
9/30	L 0-22	at Green Bay	78,312
10/7	W 13-12	Tennessee	68,202
10/14	L 13-20	at Houston	71,638
10/21	L 5-37	at Indianapolis	56,848
10/29	L 6-25	New England	70,109
11/4	L 9-41	Chicago	68,749
11/11	W 41-10	at New York Jets	77,982
11/25	W 24-21	Jacksonville	57,799
12/2	L 17-21	at Miami	65,155
12/9	L 23-27	New York Jets	59,119
12/16	W 14-13	Detroit	59,110
12/23	L 12-24	at New England	65,878
12/30	W 42-17	Miami	65,420

TOTAL FIRST DOWNS

	BUF	OPP
Rushing	108	111
Passing	137	157
Penalty	38	25
3rd Down: Made/Att	68/215	74/203
3rd Down Pct.	31.6	36.5
4th Down: Made/Att	7/18	6/11
4th Down Pct.	38.9	54.5

POSSESSION AVG.

	30:29	29:31
--	-------	-------

TOTAL NET YARDS

	BUF	OPP
Avg. Per Game	298.6	294.1
Total Plays	1008	968
Avg. Per Play	4.7	4.9

NET YARDS RUSHING

	BUF	OPP
Avg. Per Game	124.0	114.9
Total Rushes	468	440

NET YARDS PASSING

	BUF	OPP
Avg. Per Game	174.6	179.2
Sacked/Yards Lost	41/288	36/217
Gross Yards	3082	3084
Attempts/Completions	499/271	492/313
Completion Pct.	54.3	63.6
Had Intercepted	23	16

PUNTS/AVERAGE

	82/42.8	80/44.4
--	---------	---------

NET PUNTING AVG.

	82/37.5	80/40.9
--	---------	---------

PENALTIES/YARDS

	116/992	99/976
--	---------	--------

FUMBLES/BALL LOST

	23/9	30/11
--	------	-------

TOUCHDOWNS

	BUF	OPP
Rushing	15	17
Passing	13	22
Returns	1	5

SCORE BY PERIOD

	Q1	Q2	Q3	Q4	OT	PTS
BILLS	80	52	63	74	0	269
OPPONENTS	64	168	40	102	0	374

SCORING

TD	R	Pa	Rt	K-PAT	FG	S	PTS
Hauschka	0	0	0	0	25/26	22/28	-91
Allen	8	8	0	0	0/0	0/0	0 48
Z. Jones	7	0	7	0	0/0	0/0	1 24
McCoy	3	3	0	0	0/0	0/0	0 18
Foster	3	0	3	0	0/0	0/0	0 18
McKenzie	2	2	0	0	0/0	0/0	0 12
Croom	2	0	1	1	0/0	0/0	0 12
Dawkins	1	0	1	0	0/0	0/0	0 6
Peterman	1	1	0	0	0/0	0/0	0 6
Ivory	1	1	0	0	0/0	0/0	0 6
Benjamin	1	0	1	0	0/0	0/0	0 6
BILLS	29	15	13	1	25/26	22/28	1 269
OPP	44	17	22	5	36/39	24/27	1 374

SACKS: Hughes 7, Alexander 6.5, Williams 5, Lawson 4, T.Murphy 4, Poyer 2, Edmunds 2, Bush 1.5, Neal 1, Stanford 1, Milano 1, T.Johnson 1
BILLS: 36.0
OPP: 41.0

RUSHING

No.	Yds	Avg	Long	TD	
Allen	89	631	7.1	45	8
McCoy	161	514	3.2	28	3
Ivory	115	385	3.3	21	1
M.Murphy	52	250	4.8	30	0
Ford	21	79	3.8	11	0
McKenzie	10	66	6.6	15	2
Peterman	10	50	5.0	24	1
DiMarco	1	9	9.0	9	0
McCloud	2	4	2.0	7	0
Z. Jones	1	0	0.0	0	0
Bojorquez	1	0	0.0	0	0
Anderson	1	-1	-1.0	-1	0
Pryor	1	-1	-1.0	-1	0
Barkley	3	-2	-0.7	0	0
BILLS	468	1984	4.2	45	15
OPP	440	1839	4.2	43	17

RECEIVING

No.	Yds	Avg	Long	TD	
Z. Jones	56	652	11.6	57	7
McCoy	34	238	7.0	24	0
Foster	27	541	20.0	75	3
Benjamin	23	354	15.4	40	1
Croom	22	259	11.8	26	1
Clay	21	184	8.8	21	0
McKenzie	18	179	9.9	23	0
Ivory	13	205	15.8	55	1
Holmes	12	157	13.1	24	0
L. Thomas	12	77	6.4	24	0
M. Murphy	11	26	2.4	8	0
McCloud	5	36	7.2	16	0
DiMarco	3	62	20.7	38	1
D. Thompson	3	37	12.3	14	1
Ford	3	21	7.0	8	0
Pryor	2	17	8.5	11	0
Kerley	2	7	3.5	4	0
Williams	1	9	9.0	9	0
C. Phillips	1	9	9.0	9	0
Dawkins	1	7	7.0	7	0
Lee	1	5	5.0	5	0
Hauschka	0	0	0	0	0
T. Jones	0	0	0	0	0
Allen	0	0	0	0	0
BILLS	271	3082	11.4	75	13
OPP	313	3084	9.9	43	22

INTERCEPTIONS

No.	Yds	Avg	Long	TD	
Poyer	4	11	2.8	11	0
Milano	5	41	13.7	29	0
White	2	37	18.5	37	0
Edmunds	2	19	9.5	17	0
Hyde	2	16	8.0	16	0
Alexander	2	9	4.5	8	0
T. Johnson	1	0	0.0	0	0
BILLS	16	133	8.3	37	0
OPP	23	347	15.1	84	4

PUNTING

No.	Yds	Avg	Net	Tb	In	Lg	B	
Bojorquez	45	2028	45.1	39.4	4	22	60	1
Darr	20	809	40.5	36.3	1	5	55	0
Schmidt	16	676	42.3	33.8	2	4	55	0
BILLS	82	3513	42.8	37.5	7	31	60	1
OPP	80	3555	44.4	40.9	4	31	70	0

PUNT RETURNS

Ret	FC	Yds	Avg	Long	TD	
McKenzie	14	3	87	6.2	21	0
Hyde	9	10	75	8.3	31	0
McCloud	4	2	20	5.0	13	0
M. Murphy	2	2	15	7.5	9	0
Kerley	2	0	10	5.0	6	0
BILLS	31	17	207	6.7	31	0
OPP	34	18	297	8.7	51	0

KICKOFF RETURNS

No.	Yds	Avg	Long	TD	
M. Murphy	13	324	24.9	49	0
McKenzie	12	237	19.8	33	0
Bolden	5	116	23.2	28	0
T. Jones	5	89	17.8	27	0
Thomas	1	23	23.0	23	0
McCloud	1	18	18.0	18	0
C. Thompson	1	0	0.0	0	0
BILLS	38	807	21.2	49	0
OPP	34	754	22.2	86	0

FIELD GOALS

	1-19	20-29	30-39	40-49	50+
Hauschka	0/0	3/3	8/8	7/10	4/7
BILLS	0/0	3/3	8/8	7/10	4/7
OPP	0/0	9/9	6/6	4/6	5/6

USUAL STARTERS

OFFENSE

WR	11	Zay Jones
LT	73	Dion Dawkins
LG	62	Vladimir Ducasse
C	66	Russell Bodine
RG	76	John Miller
RT	79	Jordan Mills
TE	85	Charles Clay
QB	17	Josh Allen
RB	25	LeSean McCoy
FB	42	Pat DiMarco
WR	13	Kelvin Benjamin

DEFENSE

DE	55	Jerry Hughes
DT	95	Kyle Williams
DT	98	Star Lotulelei
DE	93	Trent Murphy
MLB	49	Tremaine Edmunds
LB	58	Matt Milano
LB	57	Lorenzo Alexander
LCB	27	Tre'Davious White
RCB	47	Levi Wallace
FS	21	Jordan Poyer
SS	23	Micah Hyde

PASSING

Att	Cmp	Yds	Cmp%	Yds/Att	TD	TD%	Int	Int%	Long	Sack/Lost	Rating
Allen	320	169	2074	52.8	6.5	10	3.1	12	3.8	75	67.9
Anderson	70	42	465	60.0	6.6	0	0.0	4	5.7	40	56.0
Peterman	81	44	296	54.3	3.7	1	1.2	7	8.6	26	30.7
Barkley	25	15	232	60.0	9.3	2	8.0	0	0.0	47	117.4
L. Thomas	1	1	15	100.0	15.0	0	0.0	0	0.0	15	118.8
Bojorquez	1	0	0	0.0	0.0	0	0.0	0	0.0	0	39.6
Z. Jones	1	0	0	0.0	0.0	0	0.0	0	0.0	0	39.6
TEAM	476	289	3086	60.7	6.48	16	3.4	10	2.1	47	82.1



2019 SEASON STATISTICS

10-6 | 2ND IN AFC EAST | HEAD COACH SEAN MCDERMOTT

Date	W/L Score	Opponent	Attendance
9/8	W 17-16	at N.Y. Jets	78,523
9/15	W 28-14	at N.Y. Giants	74,569
9/22	W 21-17	Cincinnati	69,448
9/29	L 10-16	New England	70,317
10/6	W 14-7	at Tennessee	66,910
10/20	W 31-21	Miami	68,340
10/27	L 13-31	Philadelphia	69,435
11/3	W 24-9	Washington	67,685
11/10	L 16-19	at Cleveland	67,431
11/17	W 37-20	at Miami	64,187
11/24	W 20-3	Denver	67,338
11/28	W 26-15	at Dallas	90,445
12/8	L 17-24	Baltimore	69,134
12/15	W 17-10	at Pittsburgh	64,694
12/21	L 17-24	at New England	65,878
12/29	L 6-13	N.Y. Jets	69,016

AFC WILD CARD PLAYOFF

1/4	L 19-22	at Houston	71,699
-----	---------	------------	--------

TOTAL FIRST DOWNS

Rushing	314	295
Passing	120	93
Penalty	162	169
3rd Down: Made/Att	32	33
3rd Down Pct.	76/212	76/212
4th Down: Made/Att	35.8	35.8
4th Down Pct.	8/18	8/21
4th Down Pct.	44.4	38.1

POSSESSION AVG.

29:59	30:01
-------	-------

TOTAL NET YARDS

Avg. Per Game	5283	4772
Total Plays	330.2	298.3
Total Yards	1018	985
Avg. Per Play	5.2	4.8

NET YARDS RUSHING

Avg. Per Game	2054	1649
Total Rushes	128.4	103.1
Total Rushes	465	388

NET YARDS PASSING

Avg. Per Game	3229	3123
Sacked/Yards Lost	201.8	195.2
Gross Yards	40/247	44/298
Attempts/Completions	3476	3421
Completion Pct.	513/299	553/348
Had Intercepted	58.3	62.9
Had Intercepted	12	14

PUNTS/AVERAGE

80/41.4	84/44.7
---------	---------

NET PUNTING AVG.

80/37.7	84/40.8
---------	---------

PENALTIES/YARDS

117/927	94/815
---------	--------

FUMBLES/BALL LOST

23/7	24/9
------	------

TOUCHDOWNS

Rushing	35	30
Passing	13	12
Returns	21	15
Returns	1	3

SCORE BY PERIOD

	Q1	Q2	Q3	Q4	OT	PTS
BILLS	43	107	55	109	0	314
OPPONENTS	52	61	66	80	0	259

SCORING

TD	R	Pa	Rt	K-PAT	FG	S	PTS
Hauschka	0	0	0	30/32	22/28	0	96
Allen	9	9	0	0/0	0/0	0	56
Beasley	6	0	6	0/0	0/0	0	40
Brown	6	0	6	0/0	0/0	0	36
Singletary	4	2	2	0/0	0/0	0	24
Gore	2	2	0	0/0	0/0	0	12
Knox	2	0	2	0/0	0/0	0	12
Dawkins	1	0	1	0/0	0/0	0	6
Hyde	1	0	0	1/0	0/0	0	6
Kraft	1	0	1	0/0	0/0	0	6
McKenzie	1	0	1	0/0	0/0	0	6
Smith	1	0	1	0/0	0/0	0	6
Williams	1	0	1	0/0	0/0	0	6
Edmunds	0	0	0	0/0	0/0	1	2
BILLS	35	13	21	1	30/32	22/28	1314
OPP	30	12	15	3	21/25	16/26	1259

2-Pt Conversions: **BILLS** 3-3, **OPP** 4-5

SACKS:

J. Phillips 9.5, Lawson 6.5, T. Murphy 5, Oliver 5, Hughes 4.5, L. Alexander 2, Lotulelei 2, Edmunds 1.5, Milano 1.5, D. Johnson 1, K. Johnson 1, Ta. Johnson 1, Luiget LG 1, Luiget TM 1, Poyer 1, White 1, H. Phillips 0.5
BILLS: 44.0
OPP: 40.0

RUSHING

No.	Yds	Avg	Long	TD	
Singletary	151	775	5.1	38	2
Gore	166	599	3.6	41	2
Allen	109	510	4.7	36	9
Yeldon	17	63	3.7	12	0
McKenzie	8	49	6.1	16	0
Foster	2	29	14.5	22	0
Knox	1	9	9.0	9	0
Brown	2	7	3.5	4	0
DiMarco	3	7	2.3	4	0
Roberts	1	7	7.0	7	0
Perry	3	3	1.0	6	0
Barkley	2	-4	-2.0	0	0
BILLS	465	2054	4.4	41	13
OPP	388	1649	4.3	65†	12

RECEIVING

No.	Yds	Avg	Long	TD	
Brown	72	1060	14.7	53†	6
Beasley	67	778	11.6	51	6
Singletary	29	194	6.7	49	2
Knox	28	388	13.9	49	2
McKenzie	27	254	9.4	46	1
Yeldon	13	124	9.5	23	0
Gore	13	100	7.7	18	0
Williams	12	166	13.8	41	1
Sweeney	8	114	14.3	29	0
Jones	7	69	9.9	23	0
Kraft	6	71	11.8	20	1
DiMarco	5	31	8.2	27	0
Smith	4	31	7.8	9	1
Foster	3	64	21.3	24	0
Roberts	3	20	6.7	7	0
Dawkins	1	1	1.0	1	1
Perry	1	1	1.0	1	0
BILLS	299	3476	11.6	53†	21
OPP	348	3421	9.8	61†	15

INTERCEPTIONS

No.	Yds	Avg	Long	TD	
White	6	57	9.5	49	0
Wallace	2	2	1.0	2	0
Poyer	2	0	0.0	0	0
Edmunds	1	0	0.0	0	0
Hyde	1	0	0.0	0	0
Lotulelei	1	0	0.0	0	0
T. Murphy	1	0	0.0	0	0
BILLS	14	59	4.2	49	0
OPP	12	159	13.3	33	1

PUNTING

No.	Yds	Avg	Net	Tb	In	Lg	B
Bojarquez	79	3313	41.9	37.7	7	34	67
BILLS	79	3313	41.9	37.7	7	34	67
OPP	84	3751	44.7	40.8	4	27	63

PUNT RETURNS

Ref	FC	Yds	Avg	Long	TD	
Roberts	28	15	223	8.0	22	0
Hyde	3	5	16	5.3	10	0
McKenzie	1	1	4	4.0	4	0
BILLS	32	21	243	7.6	22	0
OPP	18	26	157	8.7	60	0

KICKOFF RETURNS

No.	Yds	Avg	Long	TD	
Roberts	25	664	26.6	66	0
McKenzie	3	65	21.7	24	0
Hyde	2	47	23.5	45†	1
DiMarco	1	24	24.0	24	0
Perry	1	2	2.0	2	0
BILLS	32	802	25.1	66	1
OPP	30	691	23.0	101†	1

FIELD GOALS

1-19	20-29	30-39	40-49	50+	
Hauschka	0/0	5/5	7/8	9/10	1/5
[43G]([34G,45G,62N]([46G,49N]([39G,43G,45G) [53N]([42G]([34N,53N]([51G,34G,21G]([39G,23G) [50N,41G,26G]([36G,47G,48G]([36G]([35G]([28G,29G)					
BILLS	0/0	5/5	7/8	9/10	1/5
OPP	0/0	4/4	6/10	5/8	1/4

USUAL STARTERS

OFFENSE

WR	10	Cole Beasley
LT	73	Dion Dawkins
LG	67	Quinton Spain
C	60	Mitch Morse
RG	76	Jon Feliciano
RT	70	Cody Ford
TE	88	Dawson Knox
QB	17	Josh Allen
RB	26	Devin Singletary
FB	19	Pat DiMarco
WR	15	John Brown

DEFENSE

DE	55	Jerry Hughes
DT	97	Jordan Phillips
DT	98	Star Lotulelei
DE	93	Trent Murphy
MLB	49	Tremaine Edmunds
LB	58	Matt Milano
LB	57	Lorenzo Alexander
LCB	27	Tre'Davious White
RCB	47	Levi Wallace
FS	21	Jordan Poyer
SS	23	Micah Hyde

PASSING

	Att	Cmp	Yds	Cmp%	Yds/Att	TD	TD%	Int	Int%	Long	Sack/Lost	Rating
Allen	461	271	3089	58.8	6.70	20	4.3	9	2.0	53†	38/237	85.3
Barkley	51	27	359	52.9	7.04	0	0.0	3	5.9	41	2/10	51.0
Brown	1	1	28	100.0	28.00	1	100.0	0	0.0	28†	0/0	158.3
TEAM	513	299	3476	58.3	6.78	21	4.1	12	2.3	53†	40/247	82.8
OPPONENTS	553	348	3421	62.9	6.19	15	2.7	14	2.5	61†	4/298	78.8



2020 SEASON STATISTICS

13-3 | 1ST IN AFC EAST | HEAD COACH SEAN MCDERMOTT

Date	W/L Score	Opponent	Attendance
9/13	W 27-17	N.Y. Jets	N/A
9/20	W 31-28	at Miami	11,075
9/27	W 35-32	L.A. Rams	N/A
10/04	W 30-23	at Las Vegas	N/A
10/13	L 16-42	at Tennessee	8,403
10/19	L 17-26	Kansas City	N/A
10/25	W 18-10	at N.Y. Jets	N/A
11/01	W 24-21	New England	N/A
11/08	W 44-34	Seattle	N/A
11/15	L 30-32	at Arizona	4,200
11/29	W 27-17	L.A. Chargers	N/A
12/07	W 34-24	at San Francisco	N/A
12/13	W 26-15	Pittsburgh	N/A
12/19	W 48-19	at Denver	N/A
12/28	W 38-9	at New England	N/A
1/03	W 56-26	Miami	N/A

AFC WILD CARD PLAYOFF
1/9 W 27-24 Indianapolis 6,722

AFC DIVISIONAL PLAYOFF
1/16 W 17-3 Baltimore 6,722

AFC CHAMPIONSHIP
1/24 L 24-38 at Kansas City 16,993

	BUF	OPP
TOTAL FIRST DOWNS	397	351
Rushing	119	125
Passing	240	199
Penalty	38	27
3rd Down: Made/Att	93/187	76/191
3rd Down Pct.	49.7	39.8
4th Down: Made/Att	8/10	11/19
4th Down Pct.	80.0	57.9

POSSESSION AVG. 31:45 28:15

	BUF	OPP
TOTAL NET YARDS	6343	5640
Avg. Per Game	396.4	352.5
Total Plays	1034	1025
Avg. Per Play	6.1	5.5

	BUF	OPP
NET YARDS RUSHING	1723	1914
Avg. Per Game	107.7	119.6
Total Rushes	411	414

	BUF	OPP
NET YARDS PASSING	4620	3726
Avg. Per Game	288.8	232.9
Sacked/Yards Lost	27/166	38/220
Gross Yards	4786	3946
Attempts/Completions	596/410	573/369
Completion Pct.	68.8	64.4
Had Intercepted	11	15

PUNTS/AVERAGE 41/50.8 63/46.0

NET PUNTING AVG. 41/44.0 63/39.5

PENALTIES/YARDS 102/941 86/728

FUMBLES/BALL LOST 18/11 22/11

	BUF	OPP
TOUCHDOWNS	60	44
Rushing	16	21
Passing	40	23
Returns	4	0

SCORE BY PERIOD	Q1	Q2	Q3	Q4	OT	PTS
BILLS	90	175	92	144	0	501
OPPONENTS	49	97	101	128	0	375

SCORING	TD	Ru	Pa	Rt	K-PAT	FG	S	PTS
Bass	0	0	0	0	57/59	28/34	0	141
Allen	9	8	1	0			0	54
Diggs	8	0	8	0			0	48
Davis	7	0	7	0			0	42
McKenzie	6	0	5	1			0	36
Moss	5	4	1	0			0	30
Beasley	4	0	4	0			0	24
Brown	3	0	3	0			0	18
Knox	3	0	3	0			0	18
Kroft	3	0	3	0			0	18
Singleton	2	2	0	0			0	12
L. Smith	2	2	0	0			0	12
A. Williams	2	2	0	0			0	12
Gilliam	1	0	1	0			0	6
Hughes	1	0	0	1			0	6
T. Johnson	1	0	0	1			0	6
Kumerow	1	0	1	0			0	6
Norman	1	0	0	1			0	6
Yeldon	1	0	1	0			0	6
BILLS	60	16	40	4	57/59	28/34	0	501
OPP	44	21	23	0	32/37	23/25	0	375

2-Pt Conversions: BILLS 0-1, OPP 5-7

SACKS: Addison 5, Klein 5, Hughes 4.5, Milano 3.5, Jefferson 3, Oliver 3, Edmunds 2, Murphy 2, Poyer 2, Marlowe 1.5, White 1.5, Dodson 1, Epenesa 1, D. Johnson 1, Johnson 1, Zimmer 1
BILLS: 38.0
OPP: 27.0

RUSHING	No.	Yds	Avg	Long	TD
Singleton	156	687	4.4	51t	2
Moss	112	481	4.3	31	4
Allen	102	421	4.1	24t	8
Yeldon	10	70	7.0	34	0
A. Williams	12	63	5.3	18t	2
McKenzie	10	9	0.9	14	0
Diggs	1	1	1.0	1	0
Davis	1	0	0.0	0	0
Roberts	1	-3	-3.0	-3	0
Barkley	6	-6	-1.0	-1	0
BILLS	411	1723	4.2	51t	16
OPP	414	1914	4.6	33	21

RECEIVING	No.	Yds	Avg	Long	TD
Diggs	127	1535	12.1	55	8
Beasley	82	967	11.8	35	4
Singleton	38	269	7.1	34	0
Davis	35	599	17.1	56t	7
Brown	33	458	13.9	46t	3
McKenzie	30	282	9.4	46	5
Knox	24	288	12.0	36	3
Moss	14	95	6.8	20	1
Kroft	12	119	9.9	38	3
L. Smith	4	35	8.8	27	2
Roberts	4	34	8.5	16	0
Gilliam	2	16	8.0	15	1
Kumerow	1	22	22.0	22t	1
Yeldon	1	22	22.0	22t	1
A. Williams	1	20	20.0	20	0
Neal	1	13	13.0	13	0
Allen	1	12	12.0	12t	1
BILLS	410	4786	11.7	56t	40
OPP	369	3946	10.7	69t	23

INTERCEPTIONS	No.	Yds	Avg	Long	TD
White	3	28	9.3	28	0
Marlowe	2	39	19.5	23	0
Poyer	2	14	7.0	14	0
Wallace	2	0	0.0	0	0
T. Johnson	1	51	51.0	51t	1
Hyde	1	33	33.0	33	0
Norman	1	16	16.0	16t	1
Jackson	1	6	6.0	6	0
Milano	1	0	0.0	0	0
Hughes	1	-3	-3.0	-3	0
BILLS	15	184	12.3	51t	2
OPP	11	139	12.6	68	0

PUNTING	No.	Yds	Avg	Net	TB	In	Lg	B
Bojorquez	41	2082	50.8	44.0	7	18	72	0
BILLS	41	2082	50.8	44.0	7	18	72	0
OPP	63	2896	46.0	39.5	2	21	64	0

PUNT RETURNS	Ret	Yds	Avg	Long	TD	
Roberts	29	12	286	9.9	38	0
Hyde	1	0	0.0	0	0	
McKenzie	1	1	84	84	1	
BILLS	31	13	370	11.9	84t	1
OPP	16	6	138	8.6	40	0

KICKOFF RETURNS	No.	Yds	Avg	Long	TD
Roberts	32	961	30.0	60	0
McKenzie	2	32	16.0	27	0
Hyde	1	3	3.0	3	0
J. Johnson	1	-1	-1.0	-1	0
BILLS	36	995	27.6	60	0
OPP	30	537	17.9	35	0

FIELD GOALS	1-19	20-29	30-39	40-49	50+
Bass	1/1	9/9	6/9	8/9	4/4
(38N, 34N, 22G, 19G)(39G)(34G)(43G)(48G, 52N)					
(45N, 53G, 48G, 46G, 37G, 37N, 29G, 40G)(28G)(44G, 61N, 22G, 31G)(54G, 55G, 58G)(45G, 43G)(37G, 28G)					
(34G, 23G)(27G, 27G)(22G)(31G)(52G, 45G)					
(53N, 30G)(54G, 39G, 25G)(37G, 30G)(29G)(43G, 33G)					
(45G, 44G)(23G, 42G, 21G, 45G)(27G)(45G)(51N)					
(45G)(49G, 32G)					
BILLS	1/1	9/9	6/9	8/9	4/6
OPP	0/0	5/5	7/7	9/9	2/4

USUAL STARTERS

OFFENSE		
WR	10	Cole Beasley
LT	73	Dion Dawkins
LG	65	Ike Boettger
C	60	Mitch Morse
RG	76	Jon Feliciano
RT	70	Daryl Williams
TE	88	Dawson Knox
QB	17	Josh Allen
RB	26	Devin Singletary
WR	13	Gabriel Davis
WR	14	Stefon Diggs

DEFENSE		
DE	55	Jerry Hughes
DT	94	Vernon Butler
DT	91	Ed Oliver
DE	97	Mario Addison
LB	49	Tremaine Edmunds
LB	58	Matt Milano
NCB	24	Taron Johnson
LCB	27	Tre'Davious White
RCB	47	Levi Wallace
FS	21	Jordan Poyer
SS	23	Micah Hyde

PASSING	Att	Cmp	Yds	Cmp%	Yds/Att	TD	TD%	Int	Int%	Long	Sack/Lost	Rating
Allen	572	396	4544	69.2	7.94	37	6.5	10	1.7	55	26/159	107.2
Barkley	21	11	197	52.4	9.38	1	4.8	1	4.8	56t	1/7	80.9
Beasley	1	1	20	100.0	20.0	1	100.0	0	0.0	20t	0/0	158.3
J. Johnson	1	1	13	100.0	13.0	0	0.0	0	0.0	13	0/0	118.8
McKenzie	1	1	12	100.0	12.0	1	100.0	0	0.0	12t	0/0	156.3
TEAM	596	410	4786	68.8	8.03	40	6.7	11	1.8	56t	27/166	107.6
OPPONENTS	573	369	3946	64.4	6.89	23	4.0	15	2.6	69t	38/220	86.9



2021 SEASON STATISTICS

11-6 | 1ST IN AFC EAST | HEAD COACH SEAN MCDERMOTT

Date	W/L Score	Opponent	Attendance
9/12	L 16-23	Pittsburgh	69,787
9/19	W 35-0	at Miami	65,040
9/26	W 43-21	Washington	68,434
10/03	W 40-0	Houston	68,087
10/10	W 38-20	at Kansas City	73,389
10/18	L 31-34	at Tennessee	69,419
10/31	W 26-11	vs. Miami	69,355
11/07	L 6-9	at Jacksonville	63,110
11/14	W 45-17	at N.Y. Jets	77,625
11/21	L 15-41	Indianapolis	69,866
11/25	W 31-6	at New Orleans	69,170
12/06	L 10-14	New England	69,694
12/12	L 27-33	at Tampa Bay	65,655
12/19	W 31-14	Carolina	65,398
12/26	W 33-21	at New England	65,878
1/02	W 29-15	Atlanta	64,948
1/09	W 27-10	N.Y. Jets	64,783

AFC WILD CARD PLAYOFF
1/15 W 47-17 New England 69,188

AFC DIVISIONAL PLAYOFF
1/23 L 36-42 Kansas City 73,242

TOTAL FIRST DOWNS	BUF	OPP
Rushing	134	108
Passing	236	138
Penalty	28	39
3rd Down: Made/Att	103/222	66/214
3rd Down Pct.	46.4	30.8
4th Down: Made/Att	11/22	16/35
4th Down Pct.	50.0	45.7

POSSESSION AVG. 31:34 28:26

TOTAL NET YARDS	BUF	OPP
Avg. Per Game	381.9	272.8
Total Plays	1143	1014
Avg. Per Play	5.7	4.6

NET YARDS RUSHING	2209	1866
Avg. Per Game	129.9	109.8
Total Rushes	461	442

NET YARDS PASSING	4284	2771
Avg. Per Game	252.0	163.0
Sacked/Yards Lost	27/166	42/276
Gross Yards	4450	3047
Attempts/Completions	655/415	530/297
Completion Pct.	63.4	56.0
Had Intercepted	16	19

PUNTS/AVERAGE 53/42.1 75/45.3

NET PUNTING AVG. 53/37.6 75/39.7

PENALTIES/YARDS 113/980 102/844

FUMBLES/BALL LOST 24/6 23/11

TOUCHDOWNS	57	32
Rushing	20	19
Passing	36	12
Returns	1	1

SCORE BY PERIOD	Q1	Q2	Q3	Q4	OT	PTS
BILLS	102	123	107	151	0	483
OPPONENTS	37	115	37	94	6	289

SCORING	TD	Ru	Pa	Rt	K-PAT	FG	S	PTS
Bass	0	0	0	0	51/51	28/32	0	135
Diggs	100	100					0	60
Knox	9	0	0				0	54
Singletary	8	7	1				0	48
Allen	6	6	0				0	40
Davis	6	0	6				0	36
Moss	5	4	1				0	30
Sanders	4	0	4				0	24
Breida	3	1	2				0	18
McKenzie	2	1	1				0	12
Beasley	1	0	1				0	8
Hyde	1	0	0				0	6
Sweeney	1	0	1				0	6
Trubisky	1	1	0				0	6
BILLS	57	20	36	1	51/51	28/32	0	483
OPP	32	19	12	26/26	21/23	1	289	

2-Pt Conversions: BILLS 3-6, OPP 3-5

SACKS: Addison 7, Oliver 4, Rousseau 4, Obada 3.5, T. Johnson 3, Lotulelei 3, Milano 3, Poyer 3, Basham Jr. 2.5, Hughes 2, Epenesa 1.5, Ankou 1G 1, Ankou TM 1, Hyde 1, Phillips 1, Zimmer 1, (group) 1, White 0.5
BILLS: 42.0
OPP: 27.0

RUSHING	No.	Yds	Avg	Long	TD
Singletary	188	870	4.6	46t	7
Allen	122	763	6.3	34	6
Moss	96	345	3.6	17	4
Breida	26	125	4.8	28	1
McKenzie	9	47	5.2	10	1
Sanders	2	31	15.5	24	0
Trubisky	13	24	1.8	22	1
Knox	0	4	---	4	0
Gilliam	3	3	1.0	2	0
Webb	2	-3	-1.5	-1	0
BILLS	461	2209	4.8	46t	20
OPP	442	1866	4.2	76t	19

RECEIVING	No.	Yds	Avg	Long	TD
Diggs	103	1225	11.9	61	10
Beasley	82	693	8.5	29t	1
Knox	49	587	12.0	53t	9
Sanders	42	626	14.9	41	4
Singletary	40	228	5.7	19	1
Davis	35	549	15.7	49	6
Moss	23	197	8.6	24	1
McKenzie	20	178	8.9	28	1
Sweeney	9	44	4.9	13	1
Breida	7	72	10.3	23t	2
Gilliam	3	23	7.7	8	0
Kumerow	2	28	14.0	15	0
BILLS	415	4450	10.7	61	36
OPP	297	3047	10.3	73t	12

INTERCEPTIONS	No.	Yds	Avg	Long	TD
Poyer	5	87	17.4	26	0
Hyde	5	59	11.8	26t	1
Wallace	2	29	14.5	15	0
J. Johnson	1	25	25.0	25	0
Matakevich	1	15	15.0	15	0
Klein	1	12	12.0	12	0
Edmunds	1	4	4.0	4	0
T. Johnson	1	4	4.0	4	0
Rousseau	1	3	3.0	3	0
White	1	0	0.0	0	0
BILLS	19	238	12.5	26t	1
OPP	16	151	9.4	32	0

PUNTING	No.	Yds	Avg	Net	TB	In	Lg	B
Haack	52	2230	42.9	37.6	7	18	63	1
BILLS	52	2230	42.9	37.6	7	18	63	1
OPP	75	3394	45.3	39.7	5	16	71	1

PUNT RETURNS	Ret	FC	Yds	Avg	Long	TD
McKenzie	19	6	147	7.7	26	0
Stevenson	14	1	132	9.4	19	0
Hyde	4	0	37	9.3	17	0
BILLS	37	7	316	8.5	26	0
OPP	17	11	96	5.6	16	0

KICKOFF RETURNS	No.	Yds	Avg	Long	TD
McKenzie	24	584	24.3	75	0
Stevenson	7	165	23.6	31	0
Breida	1	27	27.0	27	0
T. Jones	1	14	14.0	14	0
BILLS	34	790	23.2	75	0
OPP	41	739	18.0	33	0

FIELD GOALS 1-19 20-29 30-39 40-49 50+
Bass 0/0 15/15 7/8 4/5 2/4
(37G, 25G, 42G)(53N)(21G, 48G, 29G)(33G, 26G
21G, 28G)(30G)(24G, 28G, 52G)(57G, 39G)(24G, 41G)
(29G)(57N, 49N)(34G)(35G, 33N)(21G, 25G)(26G)(25G,
34G)(41G, 21G)
BILLS 0/0 15/15 7/8 4/5 2/4
OPP 0/0 7/7 6/7 5/6 3/3

USUAL STARTERS

OFFENSE		
WR	1	Emmanuel Sanders
LT	73	Dion Dawkins
LG	65	Ike Boettger
C	60	Mitch Morse
RG	75	Daryl Williams
RT	79	Spencer Brown
TE	88	Dawson Knox
QB	17	Josh Allen
RB	26	Devin Singletary
FB	41	Reggie Gilliam
WR	14	Stefon Diggs

DEFENSE

DE	55	Jerry Hughes
DT	99	Harrison Phillips
DT	91	Ed Oliver
DE	50	Greg Rousseau
LB	49	Tremaine Edmunds
LB	58	Matt Milano
NCB	24	Taron Johnson
LCB	27	Tre'Davious White
RCB	47	Levi Wallace
FS	21	Jordan Poyer
SS	23	Micah Hyde

PASSING	Att	Cmp	Yds	Cmp%	Yds/Att	TD	TD%	Int	Int%	Long	Sack/Lost	Rating
Allen	646	409	4407	63.3	6.82	36	5.6	15	2.3	61	26/164	92.2
Trubisky	8	6	43	75.0	5.38	0	0.0	0	12.5	15	0	47.4
Beasley	1	0	0	0.0	0.00	0	0.0	0	0.0	---	0	39.6
Diggs	0	0	0	---	---	0	---	0	---	---	1/2	---
TEAM	655	415	4450	63.4	6.79	36	5.5	16	2.4	61	27/166	91.3
OPPONENTS	530	297	3047	56.0	5.75	12	2.3	19	3.6	73t	42/276	65.3



2022 SEASON STATISTICS

13-3 | 1ST IN AFC EAST | HEAD COACH SEAN MCDERMOTT

Date	W/L Score	Opponent	Attendance
09/08	W 31-10	at L.A. Rams	73,846
09/19	W 41-7	Tennessee	70,683
09/25	L 19-21	at Miami	66,206
10/02	W 23-20	at Baltimore	70,494
10/09	W 38-3	Pittsburgh	70,764
10/16	W 24-20	at Kansas City	73,586
10/30	W 27-17	Green Bay	70,863
11/06	L 17-20	at N.Y. Jets	83,135
11/13	L 30-33	OT Minnesota	70,844
11/20	W 31-23	Cleveland	52,146
11/24	W 28-25	at Detroit	66,553
12/01	W 24-10	at New England	65,878
12/11	W 20-12	N.Y. Jets	70,603
12/17	W 32-29	Miami	70,794
12/24	W 35-13	at Chicago	59,929
01/02	--	at Cincinnati	Canceled
01/08	W 35-23	New England	70,753

AFC WILD CARD PLAYOFF
1/15 W 34-31 Miami 70,651

AFC DIVISIONAL PLAYOFF
1/22 L 10-27 Cincinnati 70,733

	BUF	OPP
TOTAL FIRST DOWNS	367	313
Rushing	128	103
Passing	212	181
Penalty	27	29
3rd Down: Made/Att	97/193	78/208
3rd Down Pct.	50.3	37.5
4th Down: Made/Att	7/13	19/33
4th Down Pct.	53.8	57.6

POSSESSION AVG. 29:35 30:25

	6361	5106
TOTAL NET YARDS	6361	5106
Avg. Per Game	397.6	319.1
Total Plays	1037	997
Avg. Per Play	6.1	5.1

	2232	1673
NET YARDS RUSHING	2232	1673
Avg. Per Game	139.5	104.6
Total Rushes	430	387

	4129	3433
NET YARDS PASSING	4129	3433
Avg. Per Game	258.1	214.6
Sacked/Yards Lost	33/162	40/288
Gross Yards	4291	3721
Attempts/Completions	574/361	570/362
Completion Pct.	62.9	63.5
Had Intercepted	14	17

PUNTS/AVERAGE 46/46.7 63/46.4

NET PUNTING AVG. 46/41.3 63/41.0

PENALTIES/YARDS 92/709 89/754

FUMBLES/BALL LOST 24/13 24/10

	53	32
TOUCHDOWNS	53	32
Rushing	15	10
Passing	35	21
Returns	3	1

SCORE BY PERIOD	Q1	Q2	Q3	Q4	OT	PTS
BILLS	95	154	107	99	0	455
OPPONENTS	79	80	47	77	3	286

SCORING	TD	Ru	Pa	Rt	K-PAT	FG	S	PTS
Bass	0	0	0	0	48/50	27/31	0	129
Diggs	11	0	11	0	0	0	0	66
Allen	7	7	0	0	0	0	0	44
Davis	7	0	7	0	0	0	0	42
Knox	6	0	6	0	0	0	0	36
Singletary	6	5	1	0	0	0	0	36
McKenzie	5	1	4	0	0	0	0	30
Hines	3	0	1	2	0	0	0	18
Cook	3	2	1	0	0	0	0	18
Shakir	1	0	1	0	0	0	0	8
Brown	1	0	1	0	0	0	0	6
Gilliam	1	0	1	0	0	0	0	6
Milano	1	0	0	1	0	0	0	6
Morris	1	0	1	0	0	0	0	6
Oliver	0	0	0	0	0	1	2	6
BILLS	53	15	35	3	48/50	27/31	2	455
OPP	32	10	21	2	27/28	21/28	1	286

SACKS: V. Miller 8, Rousseau 8, Epenesa 6.5, Lawson 3.5, Oliver 2.5, Basham Jr. 2, D. Jones 2, Hamlin 1.5, Milano 1.5, Phillips 1.5, Dodson 1, Edmunds 1, Settle 1
BILLS: 40.0
OPP: 33.0

RUSHING	No.	Yds	Avg	Long	TD
Singletary	177	819	4.6	33†	5
Allen	24	762	6.1	44	7
Cook	89	507	5.7	33	2
Moss	17	91	5.4	43	0
McKenzie	9	55	6.1	18	1
Hines	6	-3	-5	3	0
Johnson	2	4	2.0	4	0
Keenum	5	0	0.0	4	0
Diggs	1	-3	-3	0	0
BILLS	430	2232	5.2	44	15
OPP	387	1673	4.3	81†	10

RECEIVING	No.	Yds	Avg	Long	TD
Diggs	108	1429	13.2	53†	11
Davis	48	836	17.4	98†	7
Knox	48	517	10.8	45	6
McKenzie	42	423	10.1	30	4
Singletary	38	280	7.4	22	1
Cook	21	180	8.6	41	1
Shakir	10	161	16.1	31	1
Morris	8	84	10.5	26	1
Gilliam	8	69	8.6	14	1
Moss	7	27	3.9	8	0
Crowder	6	60	10.0	16	0
Hines	5	53	10.6	21	1
Kumerow	4	64	16.0	39	0
Hodgins	4	41	10.3	26	0
Beasley	2	18	9.0	9	0
Brown	1	42	42.0	42†	1
Sweeney	1	7	7.0	7	0
BILLS	361	4291	11.9	98†	35
OPP	362	3721	10.3	67†	21

INTERCEPTIONS	No.	Yds	Avg	Long	TD
Poyer	4	6	1.5	6	0
Milano	3	84	28.0	43†	1
Jackson	2	13	6.5	11	0
Elam	2	0	0.0	0	0
Benford	1	35	35.0	35	0
Basham Jr.	1	21	21.0	21	0
Edmunds	1	4	4.0	4	0
T. Johnson	1	2	2.0	2	0
J. Johnson	1	0	0.0	0	0
White	1	0	0.0	0	0
BILLS	17	165	9.7	43†	1
OPP	14	175	12.5	39	0

PUNTING	No.	Yds	Avg	Net	TB	In	Lg	B
Marrin	45	2146	47.7	41.3	5	16	67	1
BILLS	46	2146	46.7	41.3	5	16	67	1
OPP	63	2921	46.4	41.0	3	21	69	0

PUNT RETURNS	Ret	FC	Yds	Avg	Long	TD
Hines	16	11	153	9.6	28	0
Crowder	9	4	100	11.1	20	0
Shakir	3	3	23	7.7	17	0
T. Jones	1	0	0	0.0	0	0
BILLS	29	18	276	9.5	28	0
OPP	6	13	145	9.1	41	0

KICKOFF RETURNS	No.	Yds	Avg	Long	TD
Hines	19	554	29.2	101†	2
D. Johnson	7	157	22.4	43	0
McKenzie	6	144	24.0	42	0
Crowder	1	17	17.0	17	0
T. Jones	1	2	2.0	2	0
Lewis	1	0	0.0	0	0
Shakir	1	34	34.0	34	0
BILLS	36	908	25.2	101†	2
OPP	48	970	20.2	40	0

FIELD GOALS	1-19	20-29	30-39	40-49	50+
Bass	0/0	4/4	11/13	10/11	2/3
BILLS	0/0	4/4	11/13	10/11	2/3
OPP	0/0	6/7	7/9	3/5	5/7

USUAL STARTERS

OFFENSE		
WR	12	Gabe Davis
LT	73	Dion Dawkins
LG	76	Rodger Saffold
C	60	Mitch Morse
RG	71	Ryan Bates
RT	79	Spencer Brown
TE	88	Dawson Knox
QB	17	Josh Allen
RB	26	Devin Singletary
FWR	6	Isaiah McKenzie
WR	14	Stefon Diggs

DEFENSE		
EDGE	40	Von Miller
DT	92	DaQuan Jones
DT	91	Ed Oliver
EDGE	50	Greg Rousseau
LB	49	Tremaine Edmunds
LB	58	Matt Milano
NCB	24	Taron Johnson
LCB	27	Tre'Davious White
RCB	30	Dane Jackson
FS	21	Jordan Poyer
SS	3	Damar Hamlin

PASSING	Att	Cmp	Yds	Cmp%	Yds/Att	TD	TD%	Int	Int%	Long	Sack/Lost	Rating
Allen	567	359	4283	63.3	7.55	35	6.2	14	2.5	98†	33/162	96.6
Keenum	7	2	8	28.6	1.14	0	0.0	0	0.0	5	0/0	39.6
TEAM	574	361	4291	62.9	7.48	35	6.1	14	2.4	98†	33/162	95.8
OPPONENTS	570	362	3721	63.5	6.53	21	3.7	17	3.0	67†	40/288	82.1



HOME/AWAY RECORD

HOME RECORD

Year	W	L	T	Pct.
1960	3	4	0	.429
1961	2	5	0	.286
1962	3	3	1	.500
1963	4	2	1	.643
1964	6	1	0	.857
1965	5	2	0	.714
1966	4	2	1	.643
1967	2	5	0	.286
1968	1	6	0	.143
1969	4	3	0	.571
1970	1	6	0	.143
1971	1	6	0	.143
1972	2	4	1	.357
1973	5	2	0	.714
1974	5	2	0	.714
1975	3	4	0	.429
1976	1	6	0	.143
1977	1	6	0	.143
1978	4	4	0	.500
1979	3	5	0	.375
1980	6	2	0	.750
1981	7	1	0	.875
1982	4	1	0	.800
1983	3	5	0	.375
1984	2	6	0	.250
1985	2	6	0	.250
1986	3	5	0	.375
1987	4	4	0	.500
1988	8	0	0	1.000
1989	6	2	0	.750
1990	8	0	0	1.000
1991	7	1	0	.875
1992	6	2	0	.750
1993	6	2	0	.750
1994	4	4	0	.500
1995	6	2	0	.750
1996	7	1	0	.875
1997	4	4	0	.500
1998	6	2	0	.750
1999	6	2	0	.750
2000	5	3	0	.625
2001	1	7	0	.125
2002	5	3	0	.625
2003	4	4	0	.500
2004	5	3	0	.625
2005	4	4	0	.500
2006	4	4	0	.500
2007	4	4	0	.500
2008	3	5	0	.375
2009	3	5	0	.375
2010	2	6	0	.250
2011	5	3	0	.625

ROAD RECORD

Year	W	L	T	Pct.
1960	2	4	1	.357
1961	4	3	0	.571
1962	4	3	0	.571
1963	3	4	0	.429
1964	6	1	0	.857
1965	5	1	1	.786
1966	5	2	0	.714
1967	2	5	0	.286
1968	0	6	1	.071
1969	0	7	0	.000
1970	2	4	1	.357
1971	0	7	0	.000
1972	2	5	0	.286
1973	4	3	0	.571
1974	4	3	0	.571
1975	5	2	0	.714
1976	1	6	0	.143
1977	2	5	0	.286
1978	1	7	0	.125
1979	4	4	0	.500
1980	5	3	0	.625
1981	3	5	0	.375
1982	0	4	0	.000
1983	5	3	0	.625
1984	0	8	0	.000
1985	0	8	0	.000
1986	1	7	0	.125
1987	3	4	0	.429
1988	4	4	0	.500
1989	3	5	0	.375
1990	5	3	0	.625
1991	6	2	0	.750
1992	5	3	0	.625
1993	6	2	0	.750
1994	3	5	0	.375
1995	4	4	0	.500
1996	3	5	0	.375
1997	2	6	0	.250
1998	4	4	0	.500
1999	5	3	0	.625
2000	3	5	0	.375
2001	2	6	0	.250
2002	3	5	0	.375
2003	2	6	0	.250
2004	4	4	0	.500
2005	1	7	0	.125
2006	3	5	0	.375
2007	3	5	0	.375
2008	4	4	0	.500
2009	3	5	0	.375
2010	2	6	0	.250
2011	1	7	0	.125



HOME/AWAY RECORD

HOME RECORD

Year	W	L	T	Pct.
2012	4	4	0	.250
2013	4	4	0	.500
2014	5	3	0	.625
2015	5	3	0	.625
2016	4	4	0	.500
2017	6	2	0	.750
2018	4	4	0	.500
2019	4	4	0	.500
2020	7	1	0	.875
2021	6	3	0	.667
2022	7	1	0	.875
Totals	260	212	4	.550

ROAD RECORD

Year	W	L	T	Pct.
2012	2	6	0	.250
2013	2	6	0	.250
2014	4	4	0	.500
2015	3	5	0	.375
2016	3	5	0	.375
2017	3	5	0	.375
2018	2	6	0	.250
2019	6	2	0	.750
2020	6	2	0	.750
2021	5	3	0	.625
2022	6	2	0	.750
Totals	196	285	4	.408



OFFENSE YEAR-BY-YEAR

YEAR	PLAYS	1ST DOWNS	RSH. YDS	PASS YDS	NET YARDS	POINTS
1960	909	211	1,211	2,689	3,900	296
1961	940	243	1,606	2,344	3,950	294
1962	875	238	2,480	1,984	4,464	309
1963	945	272	1,838	3,080	4,918	304
1964	924	255	2,040	3,166	5,206	400
1965	882	206	1,288	2,461	3,749	313
1966	944	255	1,892	2,856	4,748	358
1967	850	203	1,271	2,317	3,588	237
1968	844	159	1,527	1,343	2,870	199
1969	868	224	1,522	2,345	3,867	230
1970	822	203	1,465	2,430	3,895	204
1971	770	185	1,337/24th	1,989/18th	3,326/25th	184
1972	877	221	2,132/6th	1,601/24th	3,733/18th	257
1973	849	219	3,088/1st**	997/26th	4,085/10th	259
1974	829	220	2,094/9th	1,492/25th	3,586/23rd	264
1975	964	318	2,974/1st	2,493/8th	5,467/1st	420
1976	964	250	2,566/3rd	1,838/18th	4,404/12th	245
1977	944	246	1,861/18th	2,530/1st	4,391/8th	160
1978	974	274	2,381/10th	2,249/20th	4,630/20th	302
1979	982	252	1,621/28th	3,216/9th	4,837/21st	268
1980	1,084	317	2,222/8th	2,750/23rd	4,972/18th	320
1981	1,043	315	2,125/13th	3,515/9th	5,640/8th	311
1982	604	180	1,371/1st	1,556/20th	2,927/11th	150
1983	1,023	309	1,736/24th	3,087/18th	4,823/25th	283
1984	1,046	263	1,643/26th	2,698/25th	4,341/27th	250
1985	971	256	1,611/24th	2,984/21st	4,595/25th	200
1986	963	291	1,654/21st	3,363/15th	5,017/19th	287
1987	1,018	294	1,840/17th	2,901/18th	4,741/16th	270
1988	1,012	313	2,133/7th	3,182/15th	5,315/12th	329
1989	1,045	334	2,264/3rd	3,589/8th	5,853/5th	409
1990	931	302	2,080/7th	3,196/10th	5,276/6th	428
1991	1,056	359	2,381/1st	3,871/4th	6,252/1st	458
1992	1,087	350	2,436/1st	3,457/6th	5,893/2nd	381
1993	1,078	316	1,943/8th	3,317/11th	5,260/6th	329
1994	1,066	319	1,831/8th	3,413/10th	5,244/10th	340
1995	1,059	302	1,993/6th	3,124/21st	5,117/20th	350
1996	1,094	294	1,901/7th	3,218/10th	5,119/10th	319
1997	1,014	268	1,782/14th	2,875/25th	4,657/25th	255
1998	1,033	319	2,161/3rd	3,380/12th	5,541/6th	400
1999	1,059	313	2,040/8th	3,293/20th (T)	5,333/11th	320
2000	1,080	309	1,922/9th	3,576/13th	5,498/11th	315
2001	1,009	287	1,686/22nd	3,451/12th	5,137/13th	265
2002	1,054	355	1,596/24th	3,995/5th**	5,591/11th	379
2003	980	268	1,664/21st	2,684/28th	4,348/30th	243
2004	982	271	1,874/13th	2,817/27th	4,691/25th	395
2005	930	259	1,607/20th	2,515/29th	4,122/28th	271
2006	898	234	1,552/27th	2,719/28th	4,271/30th	300
2007	919	248	1,800/15th	2,634/23rd	4,434/30th	252
2008	956	287	1,842/14th	3,040/22nd	4,882/25th	336
2009	911	233	1,867/16th	2,515/30th	4,382/30th	258
2010	954	263	1,720/18th	3,158/24th	4,878/25th	283
2011	992	313	1,921/13th	3,703/15th	5,624/14th	372
2012	983	301	2,217/6th	3,269/25th	5,486/19th	344



OFFENSE YEAR-BY-YEAR

YEAR	PLAYS	1ST DOWNS	RSH. YDS	PASS YDS	NET YARDS	POINTS
2013	1,116	301	2,307/2nd	3,103/28th	5,410/19th	339
2014	1,020	273	1,482/25th	3,614/18th	5,096/26th	343
2015	1,016	297	2,432/1st	3,600/27th	6,032/11th	379
2016	1,012	328	2,630/1st	3,250/30th	5,880/16th	399
2017	1,010	278	2,017/6th	2,825/31st	4,842/29th	302
2018	1,008	283	1,984/9th	3,082/31st	4,778/30th	269
2019	1,018	314	2,054/8th	3,476/26th	5,228/24th	314
2020	1,034	397	1,723/20th	4,786/3rd	6,343/2nd (T)	501**
2021	1,143**	398**	2,209/6th	4,284/9th	6,493/5th**	483
2022	1,037	367	2,232/7th	4,129/7th	6,361/2nd	455

**Team Record (non-strike years)



DEFENSE YEAR-BY-YEAR

YEAR	FIRST	RUSH	PASS	NET	TOTAL
1960	225	1,393	2,461	3,854	303
1961	200	1,377	2,887	4,264	342
1962	229	1,687	2,742	4,429	272
1963	**224	1,217	2,856	4,073	291
1964	206	913**	2,965	3,878	242
1965	226	1,114	3,170	4,284	226
1966	192	1,051	3,058	4,109	255
1967	201	1,622	1,825	3,447	285
1968	210	2,021	2,204	4,225	367
1969	236	1,858	2,476	4,334	359
1970	213	1,718	2,088	3,806	337
1971	250	2,496	2,108	4,604	394
1972	249	2,241	2,951	4,192	377
1973	231	1,797	2,118	3,915	230
1974	219	1,878	1,611	3,489	244
1975	300	1,993	3,080	5,073	355
1976	261	2,465	2,265	4,730	363
1977	260	2,405	2,048	4,453	313
1978	305	3,228	1,960	5,188	354
1979	273	2,481	2,530	5,011	279
1980	251	1,819	2,282	4,101	260
1981	298	2,075	2,870	4,945	276
1982	151	1,034	1,300	2,334	154
1983	332	2,503	3,306	5,809	351
1984	345	2,106	3,476	5,582	454
1985	320	2,462	3,078	5,540	381
1986	334	1,721	3,802	5,523	348
1987	297	2,052	2,854	4,906	305
1988	299	1,854	2,724	4,578	237
1989	299	1,840	3,206	5,046	317
1990	288	1,808	2,799	4,607	263
1991	335	2,044	3,414	5,458	318
1992	278	1,395	3,209	4,604	283
1993	331	1,921	3,633	5,554	242
1994	294	1,515	3,660	5,175	356
1995	287	1,626	3,502	5,128	335
1996	284	1,669	3,068	4,737	266
1997	265	1,792	3,061	4,853	367
1998	283	1,493	3,198	4,691	333
1999	244	1,370	2,675	4,045	229
2000	252	1,559	2,867	4,426	350
2001	302	2,133	3,159	5,292	420
2002	303	2,122	3,067	5,189	397
2003	270	1,606	2,707	4,313	279
2004	258	1,604	2,624	4,228	284
2005	343	2,205	3,291	5,496	367
2006	298	2,254	3,019	5,273	311
2007	322	1,993	3,814	5,807	354
2008	293	1,946	3,271	5,217	342
2009	310	2,501	2,948	5,449	326
2010	335	2,714	3,072	5,786	425
2011	340	2,224	3,714	5,938	434
2012	349	2,333	3,473	5,806	435



DEFENSE YEAR-BY-YEAR

YEAR	FIRST	RUSH		PASS		NET		TOTAL
2013	308	2,063	28th	3,271	4th	5,334	10th	308
2014	302	1,703	11th	3,292	3rd	4,995	4th	302
2015	321	1,730	16th	3,972	19th	5,702	19th	359
2016	338	2,130	29th	3,835	6th	5,965	19th	378
2017	348	1,994	29th	3,688	20th	5,682	26th	359
2018	293	1,860	16th	2,867	1st	4,706	2nd	374
2019	295	1,649	10th	3,421	4th	4,772	3rd	259
2020	351	1,914	17th	3,726	13th	5,640	14th	375
2021	285	1,866	13th	2,771	1st	4,637	1st	289
2022	313	1,673	5th	3,433	15th	5,106	6th	286



YEAR-BY-YEAR RUSHING LEADERS

YEAR	PLAYER	NO.	YARDS	AVERAGE	LONG	TDS
1960	Wray Carlton	137	533	3.9	54t	7
1961	Art Baker	152	498	3.3	35	3
1962	Cookie Gilchrist	214	1,096	5.1	44	13
1963	Cookie Gilchrist	232	979	4.2	32	12
1964	Cookie Gilchrist	230	981	4.3	67	6
1965	Wray Carlton	156	592	3.8	80t	6
1966	Bobby Burnett	187	766	4.1	32	4
1967	Keith Lincoln	159	601	3.8	28	4
1968	Max Anderson	147	525	3.6	45	2
1969	O.J. Simpson	181	697	3.9	32t	2
1970	O.J. Simpson	120	488	4.1	56t	5
1971	O.J. Simpson	183	742	4.1	46t	5
1972	O.J. Simpson	292	1,251	4.3	94t	6
1973	O.J. Simpson	332	2,003	6.0	80t	12
1974	O.J. Simpson	270	1,125	4.2	41	3
1975	O.J. Simpson	329	1,817	5.5	88t	16
1976	O.J. Simpson	290	1,503	5.2	75t	8
1977	O.J. Simpson	126	557	4.4	39	0
1978	Terry Miller	238	1,060	4.5	60t	7
1979	Curtis Brown	172	574	3.3	25	1
1980	Joe Cribbs	306	1,185	3.9	48	11
1981	Joe Cribbs	257	1,097	4.3	35	3
1982	Joe Cribbs	134	633	4.7	62t	3
1983	Joe Cribbs	263	1,131	4.3	45	3
1984	Greg Bell	262	1,100	4.2	85t	7
1985	Greg Bell	223	883	4.0	77t	8
1986	Robb Riddick	150	632	4.2	41t	4
1987	Ronnie Harmon	116	485	4.2	21	2
1988	Thurman Thomas	207	881	4.3	37t	2
1989	Thurman Thomas	298	1,244	4.2	38	6
1990	Thurman Thomas	271	1,297	4.8	80t	11
1991	Thurman Thomas	288	1,407	4.9	33	7
1992	Thurman Thomas	312	1,487	4.8	44	9
1993	Thurman Thomas	355	1,315	3.7	27	6
1994	Thurman Thomas	287	1,093	3.8	29	7
1995	Thurman Thomas	267	1,005	3.8	49	6
1996	Thurman Thomas	281	1,033	3.7	36	8
1997	Antowain Smith	194	840	4.3	56t	8
1998	Antowain Smith	300	1,124	3.7	30	8
1999	Jonathan Linton	205	695	3.4	18	5
2000	Shawn Bryson	161	591	3.7	24	0
2001	Travis Henry	213	729	3.4	25	4
2002	Travis Henry	325	1,438	4.4	34	13
2003	Travis Henry	331	1,356	4.1	64	10
2004	Willis McGahee	284	1,128	4.0	41	13
2005	Willis McGahee	325	1,247	3.8	27	5
2006	Willis McGahee	259	990	3.8	57t	6
2007	Marshawn Lynch	280	1,115	4.0	56t	7
2008	Marshawn Lynch	250	1,036	4.1	50	8
2009	Fred Jackson	237	1,062	4.5	43	2
2010	Fred Jackson	222	927	4.2	39	5
2011	Fred Jackson	170	934	5.5	80t	6



YEAR-BY-YEAR RUSHING LEADERS

YEAR	PLAYER	NO.	YARDS	AVERAGE	LONG	TDS
2012	C.J. Spiller	207	1,244	6.0	62t	6
2013	Fred Jackson	206	890	4.3	59	9
2014	Fred Jackson	141	525	3.7	38	2
2015	LeSean McCoy	203	895	4.4	48	3
2016	LeSean McCoy	234	1,267	5.4	75t	13
2017	LeSean McCoy	287	1,138	4.0	48t	6
2018	Josh Allen	89	631	7.1	45	8
2019	Devin Singletary	151	775	5.1	38	2
2020	Devin Singletary	156	687	4.4	51	2
2021	Devin Singletary	188	870	4.6	46t	7
2022	Devin Singletary	177	819	4.6	33t	5



YEAR-BY-YEAR RECEIVING LEADERS

YEAR	PLAYER	NO.	YARDS	AVERAGE	LONG	TDS
1960	Tom Rychlec	45	590	13.1	36	0
1961	Glenn Bass	50	765	15.3	76t	3
1962	Ernie Warlick	35	482	13.8	25	2
1963	Bill Miller	69	860	12.5	36	3
1964	Glenn Bass	43	897	20.9	94t	7
1965	Bo Roberson	31	483	15.6	74t	3
1966	Elbert Dubenion	50	747	14.9	46	2
1967	Keith Lincoln	41	558	13.6	60t	5
1968	Haven Moses	42	633	15.1	55t	2
1969	Haven Moses	39	752	19.3	55t	5
1970	Marlin Briscoe	57	1,036	18.2	48	8
1971	Marlin Briscoe	44	603	13.7	75t	5
1972	J.D. Hill	52	754	14.5	58t	5
1973	Bob Chandler	30	427	14.2	37t	3
1974	Ahmad Rashad	36	433	12.0	29	4
1975	Bob Chandler	55	746	13.6	35	6
1976	Bob Chandler	61	824	13.5	58t	10
1977	Bob Chandler	60	745	12.4	31	4
1978	Bob Chandler	44	581	13.2	44	5
1979	Frank Lewis	54	1,082	20.0	55	2
1980	Jerry Butler	57	832	14.6	69	6
1981	Frank Lewis	70	1,244	17.8	33	4
1982	Frank Lewis	28	443	15.8	39	2
1983	Joe Cribbs	57	524	9.2	33t	7
1984	Byron Franklin	69	862	12.5	64t	4
1985	Greg Bell	58	576	9.9	49	1
1986	Andre Reed	53	739	13.9	55t	7
1987	Andre Reed	57	752	13.2	40	5
1988	Andre Reed	71	968	13.6	65t	6
1989	Andre Reed	88	1,312	14.9	78t	9
1990	Andre Reed	71	945	13.3	56t	8
1991	Andre Reed	81	1,113	13.7	55	10
1992	Andre Reed	65	913	14.0	51	3
1993	Pete Metzelaars	68	609	9.0	51	4
1994	Andre Reed	90	1,303	14.5	83t	8
1995	Bill Brooks	53	763	14.4	51t	11
1996	Andre Reed	66	1,036	15.7	67t	6
1997	Andre Reed	60	880	14.7	77t	5
1998	Eric Moulds	67	1,368	20.4	84t	9
1999	Eric Moulds	65	994	15.3	54t	7
2000	Eric Moulds	94	1,326	14.1	52	5
2001	Larry Centers	80	620	7.8	26	2
2002	Eric Moulds	100	1,292	12.9	70t	10
2003	Eric Moulds	64	780	12.2	49	1
2004	Eric Moulds	88	1,043	11.9	49	5
2005	Eric Moulds	81	816	10.1	55t	4
2006	Lee Evans	82	1,292	15.8	83t	8
2007	Lee Evans	55	849	15.4	85t	5
2008	Lee Evans	63	1,017	16.1	87t	3
2009	Terrell Owens	55	829	15.1	98t	5
2010	Stevie Johnson	82	1,073	13.1	45	10
2011	Stevie Johnson	76	1,004	13.2	55	7



YEAR-BY-YEAR RECEIVING LEADERS

YEAR	PLAYER	NO.	YARDS	AVERAGE	LONG	TDS
2012	Stevie Johnson	79	1,046	13.2	63	6
2013	Scott Chandler	53	655	12.4	33	2
2014	Fred Jackson	66	501	7.6	34	1
2015	Sammy Watkins	60	1,047	17.5	63	9
2016	Charles Clay	57	552	9.7	40t	4
2017	LeSean McCoy	59	448	7.6	39	2
2018	Zay Jones	56	652	11.6	57	7
2019	John Brown	72	1,060	14.7	53	6
2020	Stefon Diggs	127	1,535	12.1	55	8
2021	Stefon Diggs	103	1,225	11.9	61	10
2022	Stefon Diggs	108	1,429	13.2	53t	11



YEAR-BY-YEAR PASSING LEADERS

YEAR	PLAYER	ATT.	COMP.	YARDS	INT.	LONG	TDS	PCT.
1960	John Green	228	89	1,267	10	70†	10	.390
1961	M.C. Reynolds	181	83	1,004	13	52	2	.459
1962	Warren Rabb	177	67	1,196	14	76†	10	.378
1963	Jack Kemp	384	194	2,914	20	89†	13	.505
1964	Jack Kemp	269	119	2,285	26	94†	13	.442
1965	Jack Kemp	391	179	2,368	18	78†	10	.458
1966	Jack Kemp	389	166	2,451	16	55	11	.427
1967	Jack Kemp	369	161	2,503	26	63†	14	.436
1968	Dan Darragh	215	92	917	14	41	3	.428
1969	Jack Kemp	344	170	1,981	22	55†	13	.494
1970	Dennis Shaw	321	178	2,507	20	48	10	.555
1971	Dennis Shaw	291	149	1,813	26	75†	11	.512
1972	Dennis Shaw	258	136	1,666	17	58†	14	.527
1973	Joe Ferguson	164	73	939	10	42	4	.445
1974	Joe Ferguson	232	119	1,588	12	55†	12	.513
1975	Joe Ferguson	321	169	2,426	17	77†	25	.526
1976	Joe Ferguson	151	74	1,086	1	58†	9	.490
1977	Joe Ferguson	457	221	2,803	24	42	12	.484
1978	Joe Ferguson	330	175	2,136	15	92†	16	.530
1979	Joe Ferguson	458	238	3,572	15	84†	14	.520
1980	Joe Ferguson	439	251	2,805	18	69	20	.572
1981	Joe Ferguson	498	252	3,652	20	67†	24	.506
1982	Joe Ferguson	264	144	1,597	16	47	7	.546
1983	Joe Ferguson	508	281	2,995	25	43†	26	.553
1984	Joe Ferguson	344	191	1,991	17	68†	12	.555
1985	Vince Ferragamo	287	149	1,677	17	48	5	.519
1986	Jim Kelly	480	285	3,593	17	84†	22	.594
1987	Jim Kelly	419	250	2,798	11	47	19	.597
1988	Jim Kelly	452	269	3,380	17	66†	15	.595
1989	Jim Kelly	391	228	3,130	18	78†	25	.583
1990	Jim Kelly	346	219	2,829	9	71	24	.633
1991	Jim Kelly	474	304	3,844	17	77†	33	.641
1992	Jim Kelly	462	269	3,457	19	65†	23	.582
1993	Jim Kelly	470	288	3,382	18	65†	18	.613
1994	Jim Kelly	448	285	3,114	17	83†	22	.636
1995	Jim Kelly	458	255	3,130	13	77†	22	.557
1996	Jim Kelly	379	222	2,810	19	67†	14	.586
1997	Todd Collins	391	215	2,367	13	77†	12	.550
1998	Doug Flutie	354	202	2,711	11	84†	20	.571
1999	Doug Flutie	478	264	3,171	16	54†	19	.552
2000	Rob Johnson	306	175	2,125	7	74†	12	.572
2001	Alex Van Pelt	307	178	2,056	11	80†	12	.580
2002	Drew Bledsoe	610	375	4,359	15	73†	24	.615
2003	Drew Bledsoe	471	274	2,860	12	54	11	.582
2004	Drew Bledsoe	448	256	2,932	16	69	20	.571
2005	Kelly Holcomb	230	155	1,509	8	65	10	.673
2006	JP Losman	429	268	3,051	14	83†	19	.625
2007	Trent Edwards	269	151	1,630	8	70†	7	.561
2008	Trent Edwards	374	245	2,699	10	65	11	.655
2009	Ryan Fitzpatrick	227	127	1,422	10	98†	9	.559
2010	Ryan Fitzpatrick	441	255	3,000	15	65†	23	.520
2011	Ryan Fitzpatrick	569	353	3,832	23	60	24	.620



YEAR-BY-YEAR PASSING LEADERS

YEAR	PLAYER	ATT.	COMP.	YARDS	INT.	LONG	TDS	PCT.
2012	Ryan Fitzpatrick	505	306	3,400	16	68	24	.606
2013	EJ Manuel	306	180	1,972	9	45	11	.588
2014	Kyle Orton	447	287	3,018	10	84	18	.642
2015	Tyrod Taylor	380	242	3,035	6	63	20	.636
2016	Tyrod Taylor	436	269	3,023	6	84†	17	.617
2017	Tyrod Taylor	420	263	2,799	4	47	14	.626
2018	Josh Allen	320	169	2,074	12	75	10	.528
2019	Josh Allen	461	271	3,089	9	53	20	.588
2020	Josh Allen	572	396	4,544	10	55	37	.692
2021	Josh Allen	646	409	4,407	15	61	36	.633
2022	Josh Allen	567	359	4,283	14	98†	35	.633



YEAR-BY-YEAR SCORING LEADERS

YEAR	PLAYER	TDS	PATS	FGS	POINTS
1960	Wray Carlton, RB	11	0/0	0/0	66
1961	Elbert Dubenion, WR	8	0/0	0/0	48
1962	Cookie Gilchrist, RB	15	14/17	8/20	128
1963	Cookie Gilchrist, RB	14	0/0	0/0	84
1964	Pete Gogolak, K	0	45/46	19/29	102
1965	Pete Gogolak, K	0	31/31	28/46	115
1966	Booth Lusteg, K	0	41/42	19/38	98
1967	Mike Mercer, K	0	25/25	16/27	73
1968	Bruce Alford, K	0	15/15	14/24	57
1969	Bruce Alford, K	0	23/24	17/26	74
1970	Grant Guthrie, K	0	24/25	10/19	54
1971	John Leypoldt, K	0	12/12	9/15	39
1972	John Leypoldt, K	0	29/30	16/24	77
1973	John Leypoldt, K	0	27/27	21/30	90
1974	John Leypoldt, K	0	25/29	19/33	82
1975	O.J. Simpson, RB	23	0/0	0/0	138
1976	Bob Chandler, WR	10	0/1	0/0	60
1977	Carson Long, K	0	13/14	7/11	34
1978	Tom Dempsey, K	0	36/39	10/13	66
1979	Nick Mike-Mayer, K	0	17/18	20/29	77
1980	Nick Mike-Mayer, K	0	37/39	13/23	76
1981	Nick Mike-Mayer, K	0	37/37	14/24	79
1982	Efren Herrera, K	0	11/12	8/14	35
1983	Joe Danelo, K	0	33/35	10/20	63
1984	Greg Bell, RB	8	0/0	0/0	48
1985	Scott Norwood, K	0	23/23	13/17	62
1986	Scott Norwood, K	0	32/34	17/27	83
1987	Scott Norwood, K	0	31/31	10/15	61
1988	Scott Norwood, K	0	33/33	32/37	129
1989	Scott Norwood, K	0	46/47	23/30	115
1990	Scott Norwood, K	0	50/52	20/29	110
1991	Scott Norwood, K	0	56/58	18/29	110
1992	Steve Christie, K	0	43/44	24/30	115
1993	Steve Christie, K	0	36/37	23/32	105
1994	Steve Christie, K	0	38/38	24/28	110
1995	Steve Christie, K	0	33/35	31/40	126
1996	Steve Christie, K	0	33/33	24/29	105
1997	Steve Christie, K	0	21/21	24/30	93
1998	Steve Christie, K	0	41/41	33/41	140
1999	Steve Christie, K	0	33/33	25/34	108
2000	Steve Christie, K	0	31/31	26/35	109
2001	Jake Ariens, K	0	16/17	12/21	52
2002	Mike Hollis, K	0	40/40	25/33	115
2003	Rian Lindell, K	0	24/24	17/24	75
2004	Rian Lindell, K	0	45/45	24/28	117
2005	Rian Lindell, K	0	26/26	29/35	113
2006	Rian Lindell, K	0	33/33	23/25	102
2007	Rian Lindell, K	0	24/24	24/27	96
2008	Rian Lindell, K	0	34/34	30/38	124
2009	Rian Lindell, K	0	24/24	28/33	108
2010	Rian Lindell, K	0	31/32	16/21	79
2011	Rian Lindell, K	0	25/25	13/15	64



YEAR-BY-YEAR SCORING LEADERS

YEAR	PLAYER	TDS	PATS	FGS	POINTS
2012	Rian Lindell, K	0	39/39	21/24	102
2013	Dan Carpenter, K	0	32/32	33/36	131
2014	Dan Carpenter, K	0	31/32	34/38	133
2015	Dan Carpenter, K	0	34/40	23/27	103
2016	Dan Carpenter, K	0	40/45	19/25	97
2017	Stephen Hauschka, K	0	29/29	29/33	116
2018	Stephen Hauschka, K	0	25/26	22/28	91
2019	Stephen Hauschka, K	0	30/32	22/28	96
2020	Tyler Bass, K	0	57/59	28/34	141
2021	Tyler Bass, K	0	51/51	28/32	135
2022	Tyler Bass, K	0	48/50	27/31	129



YEAR-BY-YEAR PUNTING LEADERS

YEAR	PLAYER	NO.	YARDS	AVG	LONG	BLK
1960	Billy Atkins	89	3,468	39.0	58	0
1961	Billy Atkins	84	3,783	45.0	70	1
1962	Wayne Crow	76	2,946	38.8	59	1
1963	Daryle Lamonica	52	2,086	40.1	57	1
1964	Paul Maguire	65	2,777	42.7	64	0
1965	Paul Maguire	80	3,437	43.0	68	0
1966	Paul Maguire	69	2,841	41.2	61	0
1967	Paul Maguire	77	3,320	43.1	64	0
1968	Paul Maguire	100	4,175	41.8	61	1
1969	Paul Maguire	78	3,471	44.5	78	1
1970	Paul Maguire	83	3,228	38.9	58	1
1971	Spike Jones	72	2,966	41.2	62	1
1972	Spike Jones	80	3,104	38.8	67	1
1973	Spike Jones	66	2,660	40.3	62	0
1974	Marv Bateman	34	1,494	43.9	66	0
1975	Marv Bateman	61	2,536	41.6	74	2
1976	Marv Bateman	86	3,678	42.8	78	1
1977	Marv Bateman	81	3,229	39.9	75	2
1978	Rusty Jackson	87	3,373	38.8	70	2
1979	Rusty Jackson	96	3,671	38.2	60	0
1980	Greg Cater	73	2,828	38.7	61	1
1981	Greg Cater	80	3,175	39.7	71	0
1982	Greg Cater	35	1,328	37.9	61	0
1983	Greg Cater	89	3,533	39.7	60	0
1984	John Kidd	88	3,696	42.0	63	2
1985	John Kidd	92	3,818	41.5	67	0
1986	John Kidd	75	3,031	40.4	57	0
1987	John Kidd	64	2,495	39.0	67	0
1988	John Kidd	62	2,451	39.5	60	0
1989	John Kidd	65	2,564	39.4	60	2
1990	Rick Tuten	53	2,107	39.8	55	0
1991	Chris Mohr	54	2,085	38.6	58	0
1992	Chris Mohr	60	2,531	42.2	61	0
1993	Chris Mohr	74	2,991	40.4	58	0
1994	Chris Mohr	67	2,799	41.8	71	0
1995	Chris Mohr	86	3,473	40.4	60	0
1996	Chris Mohr	101	4,194	41.5	80	0
1997	Chris Mohr	90	3,764	41.8	59	1
1998	Chris Mohr	69	2,882	41.8	57	0
1999	Chris Mohr	73	2,840	38.9	60	0
2000	Chris Mohr	95	3,661	38.5	57	1
2001	Brian Moorman	80	3,262	40.8	66	0
2002	Brian Moorman	66	2,844	43.1	84	1
2003	Brian Moorman	85	3,788	44.6	71	0
2004	Brian Moorman	77	3,325	43.2	80	0
2005	Brian Moorman	71	3,242	45.7	68	0
2006	Brian Moorman	92	4,012	43.6	66	0
2007	Brian Moorman	81	3,302	40.8	75	0
2008	Brian Moorman	58	2,557	44.1	63	0
2009	Brian Moorman	90	4,192	46.6	73	0
2010	Brian Moorman	75	3,181	42.4	61	0
2011	Brian Moorman	72	3,472	48.2	66	1



YEAR-BY-YEAR PUNTING LEADERS

YEAR	PLAYER	NO.	YARDS	AVG	LONG	BLK
2012	Shawn Powell	65	2,860	44	62	0
2013	Brian Moorman	61	2,511	41.2	62	0
2014	Colton Schmidt	86	3,692	42.9	67	0
2015	Colton Schmidt	86	3,802	46.4	65	0
2016	Colton Schmidt	75	3,183	42.4	58	0
2017	Colton Schmidt	79	3,529	44.7	60	0
2018	Corey Bojorquez	45	2,208	45.1	60	1
2019	Corey Bojorquez	79	3,313	41.9	67	1
2020	Corey Bojorquez	41	2,082	50.8	72	0
2021	Matt Haack	42	2,230	42.9	63	1
2022	Sam Martin	45	2,146	47.7	67	1



YEAR-BY-YEAR PUNT RETURN LEADERS

YEAR	PLAYER	NO.	FC	YARDS	AVG.	LONG	TDS
1960	Joe Kulbacki	12	13	100	8.3	33	0
1961	Glenn Bass	8	17	75	9.4	32	0
1962	Willie West	15	3	124	8.3	45	0
1963	Ray Abruzzese	17	8	152	8.9	32	0
1964	Hagood Clarke	33	3	317	9.6	53t	1
1965	George Byrd	22	4	220	10.0	30	0
1966	Ed Rutkowski	18	4	209	11.6	73t	1
1967	George Byrd	30	5	142	4.7	19	0
1968	Hagood Clarke	29	2	241	8.3	82t	1
1969	Max Anderson	19	4	142	7.5	30	0
1970	Tommy Pharr	23	4	184	8.0	54	0
1971	Ike Hill	14	2	133	9.5	68t	1
1972	Alvin Wyatt	11	5	85	7.7	27	0
1973	Donnie Walker	25	4	210	8.4	23	0
1974	Donnie Walker	43	2	384	8.9	52	0
1975	Gary Hayman	25	8	216	8.6	30	0
1976	Keith Moody	16	8	166	10.4	67t	1
1977	Keith Moody	15	6	196	13.1	91t	1
1978	Keith Moody	19	5	240	12.6	82t	1
1979	Keith Moody	38	10	318	8.4	32	0
1980	Joe Cirbbs	29	7	154	5.3	16	0
1981	Roland Hooks	17	2	142	8.4	25	0
1982	Mike Mosley	11	6	61	5.5	16	0
1983	Robb Riddick	42	5	241	5.7	24	0
1984	Don Wilson	33	8	297	9.0	65t	1
1985	Don Wilson	16	5	161	10.1	30	0
1986	Ron Pitts	18	11	194	10.8	49t	1
1987	Ron Pitts	23	12	149	6.5	19	0
1988	Flip Johnson	16	3	72	4.5	16	0
1989	Mickey Sutton	26	9	231	8.9	26	0
1990	Al Edwards	14	5	92	6.6	16	0
1991	Clifford Hicks	12	7	203	16.9	59	0
1992	Clifford Hicks	29	6	289	10.0	42	0
1993	Russell Copeland	31	7	274	8.8	47t	1
1994	Jeff Burris	32	6	332	10.4	57	0
1995	Jeff Burris	20	1	229	11.5	40	0
1996	Jeff Burris	27	7	286	10.6	45	0
1997	Jeff Burris	21	8	198	9.4	32	0
1998	Kevin Williams	37	11	369	10.0	73	0
1999	Kevin Williams	33	17	331	10.0	27	0
2000	Chris Watson	33	18	163	4.9	20	0
2001	Peerless Price	19	8	110	5.8	24	0
2002	Charlie Rogers	26	11	137	5.3	16	0
2003	Nate Clements	14	11	137	9.8	35	0
2004	Nate Clements	35	10	327	9.3	86t	1
2005	Roscoe Parrish	14	9	186	13.3	43	0
2006	Roscoe Parrish	32	9	364	11.4	82t	1
2007	Roscoe Parrish	27	2	440	16.3	74t	1
2008	Roscoe Parrish	21	10	322	15.3	63t	1
2009	Roscoe Parrish	24	13	133	5.5	31	0
2010	Roscoe Parrish	12	7	131	10.9	33	0
2011	C.J. Spiller	13	8	127	9.8	45	0



YEAR-BY-YEAR PUNT RETURN LEADERS

YEAR	PLAYER	NO.	FC	YARDS	AVG.	LONG	TDS
2012	Leodis McKelvin	3	14	431	18.7	88†	2
2013	Leodis McKelvin	32	13	180	5.6	21	0
2014	Leodis McKelvin	21	8	183	8.7	24	0
2015	Marcus Thigpen	18	9	118	6.6	16	0
2016	Brandon Tate	26	14	301	11.6	43	0
2017	Brandon Tate	20	6	193	9.7	40	0
2018	Isaiah McKenzie	14	3	87	6.2	21	0
2019	Andre Roberts	28	15	223	8.0	22	0
2020	Andre Roberts	29	12	286	9.9	38	0
2021	Isaiah McKenzie	19	6	147	7.7	26	0
2022	Nyheim Hines	16	11	153	9.6	28	0



YEAR-BY-YEAR KICK RETURN LEADERS

YEAR	PLAYER	NO.	YARDS	AVG.	LONG	TDS
1960	Joe Kulbacki	13	226	17.4	25	0
1961	Elbert Dubenion	16	329	20.6	33	0
1962	Willie Jones	14	287	20.5	27	0
1963	Ed Rutkowski	13	396	30.5	65	0
1964	Ed Rutkowski	21	498	23.7	57	0
1965	Charley Warner	32	825	25.8	102t	2
1966	Charley Warner	33	846	25.6	95t	1
1967	Charley Bivins	16	380	23.8	55	0
1968	Max Anderson	39	971	24.9	100t	1
1969	Bubba Thornton	30	749	25.0	58	0
1970	Glenn Alexander	12	204	17.0	30	0
1971	Alvin Wyatt	30	762	25.4	39	0
1972	Alvin Wyatt	17	432	25.4	43	0
1973	Wallace Francis	23	687	29.9	101t	2
1974	Wallace Francis	37	947	25.6	74	0
1975	Vic Washington	35	923	26.4	59	0
1976	Keith Moody	26	605	23.3	41	0
1977	Keith Moody	30	636	21.2	45	0
1978	Curtis Brown	17	428	25.2	102t	1
1979	Keith Moody	27	556	20.6	35	0
1980	Terry Miller	16	303	18.9	43	0
1981	Byron Franklin	21	436	20.8	33	0
1982	Mike Mosley	18	487	27.1	66	0
1983	Van Williams	22	494	22.5	60	0
1984	Van Williams	39	820	21.0	65	0
1985	Don Wilson	22	465	21.1	37	0
1986	Ronnie Harmon	18	321	17.8	32	0
1987	Steve Tasker	11	197	17.9	39	0
1988	Erroll Tucker	15	310	20.7	30	0
1989	Ronnie Harmon	18	409	22.7	49	0
1990	Don Smith	32	643	20.1	38	0
1991	Al Edwards	31	623	20.1	91t	1
1992	Ken Davis	14	251	17.9	35	0
1993	Russell Copeland	24	436	18.2	28	0
1994	Yonel Jourdain	27	601	22.3	42	0
1995	Darick Holmes	39	799	20.5	42	0
1996	Eric Moulds	52	1,205	23.2	97t	1
1997	Eric Moulds	43	921	21.4	53	0
1998	Kevin Williams	47	1,059	22.5	46	0
1999	Kevin Williams	42	840	20.0	62	0
2000	Chris Watson	44	894	20.3	37	0
2001	Nate Clements	30	628	20.9	37	0
2002	Charlie Rogers	64	1,280	20.0	90t	1
2003	Antonio Brown	48	1,046	21.8	75	0
2004	Terrence McGee	52	1,370	26.3	104t	3
2005	Terrence McGee	46	1,391	30.2	99t	1
2006	Terrence McGee	52	1,355	26.1	88	0
2007	Terrence McGee	45	1,082	24.0	103t	1
2008	Leodis McKelvin	52	1,468	28.2	98t	1
2009	Fred Jackson	41	1,014	24.7	71	0
2010	C.J. Spiller	44	1,014	23.0	95t	1
2011	Brad Smith	15	282	18.8	28	0



YEAR-BY-YEAR KICK RETURN LEADERS

YEAR	PLAYER	NO.	YARDS	AVG.	LONG	TDS
2012	Leodis McKelvin	18	510	28.3	59	0
2013	Marquise Goodwin	16	351	21.9	28	0
2014	C.J. Spiller	10	306	30.6	102†	1
2015	Marcus Thigpen	17	328	19.3	31	0
2016	Brandon Tate	29	662	22.8	45	0
2017	Brandon Tate	28	548	19.6	29	0
2018	Marcus Murphy	13	324	24.9	49	0
2019	Andre Roberts	25	664	26.6	66	0
2020	Andre Roberts	32	961	30.0	60	0
2021	Isaiah McKenzie	24	584	24.3	75	0
2022	Nyheim Hines	19	554	29.2	101†	2



YEAR-BY-YEAR INTERCEPTION LEADERS

YEAR	PLAYER	NO	YARDS	AVG.	LONG	TDS
1960	Arch Matsos	8	142	17.8	33	1
1961	Bill Atkins	10	158	15.8	29	0
1962	Carl Charon	7	131	18.7	25	1
1963	Willie West	5	57	11.4	23	0
	John Tracey	5	22	4.4	15	0
1964	George Byrd	7	178	25.4	75t	1
1965	Hagood Clarke	7	60	8.6	40	0
1966	Tom Janik	8	136	17.0	37t	2
1967	Tom Janik	10	222	22.2	46	2
1968	George Byrd	6	76	12.7	53t	1
1969	George Byrd	7	95	13.6	32	1
1970	Pete Richardson	5	46	9.2	22	0
1971	Robert James	4	25	6.3	25	0
1972	Ken Lee	6	155	25.8	61t	1
1973	Dwight Harrison	5	117	23.4	38	1
1974	Tony Greene	9	157	17.4	38	0
1975	Dwight Harrison	8	99	12.4	40	0
1976	Tony Greene	5	135	27.0	101t	1
1977	Tony Greene	9	144	16.0	47	0
1978	Mario Clark	5	29	5.8	29	0
1979	Jeff Nixon	6	81	13.5	43	0
1980	Steve Freeman	7	107	15.3	47t	1
1981	Mario Clark	5	142	28.4	53	0
1982	Bill Simpson	4	45	11.3	24	0
1983	Steve Freeman	3	40	13.3	29	0
	Chris Williams	3	6	2.0	4	0
1984	Charles Romes	5	130	26.0	55	0
1985	Charles Romes	7	56	8.0	21	0
1986	Charles Romes	4	23	5.8	23	0
1987	Mark Kelso	6	25	4.2	12	0
1988	Mark Kelso	7	180	25.7	78t	1
1989	Mark Kelso	6	101	16.8	43	0
1990	Kirby Jackson	3	16	5.3	14	0
1991	Nate Odomes	5	120	24.0	48	1
	Darryl Talley	5	45	9.0	13	0
1992	Henry Jones	8	263	32.9	82t	2
1993	Nate Odomes	9	65	7.2	25	0
1994	Matt Darby	4	20	5.0	20	0
1995	Kurt Schulz	6	48	8.0	32t	1
1996	Kurt Schulz	4	24	6.0	19	0
1997	Ken Irvin	2	28	14.0	28	0
	Kurt Schulz	2	23	11.5	21	0
	Marlon Kerner	2	20	10.0	20	0
	Jeff Burris	2	19	9.5	10	0
	Sean Moran	2	12	6.0	12	0
1998	Kurt Schulz	6	48	8.0	24	0
1999	Kurt Schulz	3	26	8.7	26	0
2000	Keion Carpenter	5	63	12.6	22	0
2001	Nate Clements	3	48	16.0	48t	1
2002	Nate Clements	6	82	13.7	42	1
2003	Nate Clements	3	54	18.0	54	1
2004	Nate Clements	6	77	12.8	35	1



YEAR-BY-YEAR INTERCEPTION LEADERS

YEAR	PLAYER	NO	YARDS	AVG.	LONG	TDS
2005	Terrence McGee	4	97	24.3	46t	0
	Troy Vincent	4	78	19.5	42	0
2006	London Fletcher-Baker	4	30	7.5	17t	1
2007	Terrence McGee	4	4	1.0	2	0
2008	Terrence McGee	3	36	12.0	36	0
2009	Jairus Byrd	9	118	13.1	37	0
2010	Drayton Florence	3	42	14.0	40t	1
2011	George Wilson	4	26	6.5	12	0
2012	Jairus Byrd	5	81	16.2	45	0
2013	Kiko Alonso	4	38	9.5	32	0
	Aaron Williams	4	43	10.75	34	0
	Jairus Byrd	4	85	21.25	57	0
	Jim Leonhard	4	72	18	41	0
2014	Leodis McKelvin	4	10	2.5	9	0
2015	Stephon Gilmore	3	33	11	29	0
2016	Stephon Gilmore	5	135	27	49	0
2017	Micah Hyde	5	64	12.8	37	0
	Jordan Poyer	5	33	6.6	19t	1
2018	Jordan Poyer	4	11	2.75	11	0
2019	Tre'Davious White	6	57	5.7	49	0
2020	Tre'Davious White	3	28	9.3	28	0
2021	Jordan Poyer	5	87	17.4	26	0
	Micah Hyde	5	59	11.8	26t	1
2022	Jordan Poyer	4	6	1.5	6	0



YEAR-BY-YEAR PRO BOWL SELECTIONS

Year Selections Position/Name

1960	0	
1961	6	S Bill Atkins; LB Archie Matsos; DT Chuck McMurty; T Harold Olson; T Ken Rice; DE Laverne Torczon
1962	6	FB Cookie Gilchrist; QB Jack Kemp; LB Archie Matsos; DT Tom Sestak; G Billy Shaw; E Ernie Warlick
1963	7	T Stew Barber; FB Cookie Gilchrist; QB Jack Kemp (#); DT Tom Sestak; G Billy Shaw; LB Mike Stratton; E Ernie Warlick
1964	10	T Stew Barber; CB Butch Byrd; FL Elbert Dubenion; FB Cookie Gilchrist; QB Jack Kemp; S George Saimes; DT Tom Sestak; G Billy Shaw; LB Mike Stratton; E Ernie Warlick
1965	**	Entire team
1966	11	T Stew Barber; RB Bobby Burnett; CB Butch Byrd; FB Wray Carlton; TE Paul Costa; DT Jim Dunaway; QB Jack Kemp; S George Saimes; G Billy Shaw; LB Mike Stratton; LB John Tracey
1967	9	T Billy Shaw; DT Jim Dunaway; DB Tom Janik; RB Keith Lincoln; DE Ron McDole; K Mike Mercer; S George Saimes; G Billy Shaw; LB Mike Stratton
1968	4	DT Jim Dunaway; S George Saimes; G Billy Shaw; LB Mike Stratton
1969	5	LB Harry Jacobs; QB Jack Kemp; WR Haven Moses; G Billy Shaw; RB O.J. Simpson
1970	1	WR Marlin Briscoe
1971	0	
1972	3	WR J.D. Hill; CB Robert James; RB O.J. Simpson (*)
1973	3	T Dave Foley; CB Robert James; RB O.J. Simpson
1974	2	CB Robert James; RB O.J. Simpson
1975	2	G Joe Delamielleure; RB O.J. Simpson
1976	2	G Joe Delamielleure; RB O.J. Simpson
1977	2	G Joe Delamielleure; S Tony Greene
1978	1	G Joe Delamielleure
1979	1	G Joe Delamielleure
1980	3	WR Jerry Butler; RB Joe Cribbs; NT Fred Smerlas
1981	3	RB Joe Cribbs (#); WR Frank Lewis; NT Fred Smerlas
1982	2	NT Fred Smerlas; DE Ben Williams
1983	2	RB Joe Cribbs; NT Fred Smerlas
1984	1	RB Greg Bell
1985	0	
1986	0	
1987	3	QB Jim Kelly; DE Bruce Smith (*); ST Steve Tasker
1988	8	LB Cornelius Bennett; LB Shane Conlan (#); C Kent Hull; QB Jim Kelly (#) K Scott Norwood; WR Andre Reed; NT Fred Smerlas; DE Bruce Smith
1989	5	LB Shane Conlan; C Kent Hull; WR Andre Reed; DE Bruce Smith; RB Thurman Thomas
1990	10	LB Cornelius Bennett; LB Shane Conlan; C Kent Hull; QB Jim Kelly (*); WR Andre Reed; DE Bruce Smith; ST Steve Tasker; LB Darryl Talley; RB Thurman Thomas; T Will Wolford
1991	8	LB Cornelius Bennett; QB Jim Kelly; WR James Lofton; WR Andre Reed; G Jim Ritcher; LB Darryl Talley; ST Steve Tasker; RB Thurman Thomas
1992	10	T Howard Ballard; LB Cornelius Bennett; S Henry Jones; QB Jim Kelly (#); CB Nate Odomes; WR Andre Reed; G Jim Ritcher; DE Bruce Smith (#); ST Steve Tasker (*); RB Thurman Thomas; T Will Wolford
1993	7	T Howard Ballard; LB Cornelius Bennett; CB Nate Odomes; WR Andre Reed (#); DE Bruce Smith (#); ST Steve Tasker; RB Thurman Thomas
1994	3	WR Andre Reed; DE Bruce Smith; ST Steve Tasker
1995	3	LB Bryce Paup; DE Bruce Smith; ST Steve Tasker
1996	3	G Ruben Brown; LB Bryce Paup; DE Bruce Smith (#)
1997	4	G Ruben Brown; LB Bryce Paup; DE Bruce Smith; NT Ted Washington



YEAR-BY-YEAR PRO BOWL SELECTIONS

Year	Selections	Position/Name
1998	6	G Ruben Brown; QB Doug Flutie; FB Sam Gash; WR Eric Moulds; DE Bruce Smith; NT Ted Washington
1999	2	G Ruben Brown; FB Sam Gash
2000	4	G Ruben Brown; LB Sam Cowart; WR Eric Moulds; NT Ted Washington
2001	2	G Ruben Brown, FB Larry Centers
2002	4	QB Drew Bledsoe; G Ruben Brown; RB Travis Henry; WR Eric Moulds
2003	2	G Ruben Brown; LB Takeo Spikes
2004	4	DT Sam Adams; CB Nate Clements; KR Terrence McGee; LB Takeo Spikes
2005	2	P Brian Moorman; LS Mike Schneck
2006	2	P Brian Moorman; DE Aaron Schobel
2007	2	LT Jason Peters (#); DE Aaron Schobel
2008	2	RB Marshawn Lynch; T Jason Peters (#)
2009	1	FS Jairus Byrd (#)
2010	1	NT Kyle Williams
2011	0	
2012	3	FS Jairus Byrd; RB C.J. Spiller; DT Kyle Williams
2013	4	FS Jairus Byrd; DT Marcell Dareus; DT Kyle Williams; DE Mario Williams
2014	3	DT Marcell Dareus; DT Kyle Williams; DE Mario Williams
2015	4	G Richie Incognito, RB LeSean McCoy (#), QB Tyrod Taylor, C Eric Wood
2016	7	LB Zach Brown, CB Stephon Gilmore, LB Lorenzo Alexander^, RB LeSean McCoy#, DT Kyle Williams, G Richie Incognito, QB Tyrod Taylor#
2017	3	S Micah Hyde, RB LeSean McCoy, G Richie Incognito
2018	1	DT Kyle Williams
2019	3	CB Tre'Davious White, LB Tremaine Edmunds, KR/PR Andre Roberts
2020	5	QB Josh Allen, WR Stefon Diggs, LB Tremaine Edmunds, KR/PR Andre Roberts, CB Tre'Davious White
2021	2	WR Stefon Diggs, T Dion Dawkins
2022	8	QB Josh Allen, T Dion Dawkins, WR Stefon Diggs, TE Dawson Knox, LB Matt Milano, C Mitch Morse, S Jordan Poyer, G Rodger Saffold
2023	2	RB James Cook, T Dion Dawkins

*Player of the Game; #Did not play – injured; ^Defensive MVP



PLAYERS OF THE WEEK/MONTH

1984

AFC PLAYER/WEEK

Week 12 (11/18 vs. Dal.): Greg Bell (O)

1985

AFC PLAYER/WEEK

Week 7 (10/20 vs. Ind.): Greg Bell (O)

1986

AFC PLAYER/WEEK

Week 13 (11/30 at KC): Charles Romes (D)

1987

AFC PLAYER/WEEK

Week 2 (9/20 vs. Hou.): Jim Kelly (O)

Week 7 (10/25 at Mia.): Jim Kelly (O)

Week 12 (11/29 vs. Mia.): Bills Defense (D)

1988

AFC PLAYER/WEEK

Week 4 (9/25 vs. Pit.): Mark Kelso

Week 6 (10/9 vs. Ind.): Cornelius Bennett (D)

Week 9 (10/30 vs. GB): Cornelius Bennett (D)

Week 12 (11/20 vs. NYJ): Fred Smerlas (D)

AFC PLAYER/MONTH

October: Cornelius Bennett (D)

1989

AFC PLAYER/WEEK

Week 1 (9/10 at Mia.): Jim Kelly (O)

Week 3 (9/24 at Hou.): Jim Kelly (O)

AFC PLAYER/MONTH

September: Jim Kelly (O)

1990

AFC PLAYER/WEEK

Week 3 (9/24 at NYJ): Thurman Thomas (O)

Week 4 (9/30 vs. Den.): Cornelius Bennett (D)

Week 5 (10/7 vs. LAR): Cornelius Bennett (D)

Week 7 (10/21 vs. NYJ): Andre Reed (O)

Week 13 (12/2 vs. Phi.): Bruce Smith (D)

Week 14 (12/9 at Ind.): Bruce Smith (D)

Week 16 (12/23 vs. Mia.): Darryl Talley (D)

AFC PLAYER/MONTH

December: Bruce Smith (D)

1991

AFC PLAYER/WEEK

Week 1 (9/1 vs. Mia.): Thurman Thomas (O)

Week 2 (9/8 vs. Pit.): Jim Kelly (O)

Week 3 (9/15 at NYJ): Thurman Thomas (O)

Week 4 (9/22 at TB): Cornelius Bennett (D)

Week 5 (9/29 vs. Chi.): Nate Odomes (D)

Week 8 (10/21 vs. Cin.): James Lofton (O)

Week 15 (12/8 at LAR): Jim Kelly (O)

AFC PLAYER/MONTH

September: Jim Kelly (O) / Thurman Thomas (O)

November: Thurman Thomas (O)

1992

AFC PLAYER/WEEK

Week 2 (9/13 at SF): Jim Kelly (O)

Week 4 (9/27 at NE): Jim Kelly (O)

Week 10 (11/8 vs. Pit.): Thurman Thomas (O)

Week 15 (12/12 vs. Den.): Thurman Thomas (O)

Week 16 (12/20 at NO): Jeff Wright (D)

AFC PLAYER/MONTH

September: Jim Kelly (O)

1993

AFC PLAYER/WEEK

Week 2 (9/12 at Dal.): Steve Tasker (ST)

Week 8 (10/24 at NYJ): Bruce Smith (D)

Week 16 (12/19 at Mia.): Nate Odomes (D)

Week 17 (12/26 vs. NYJ): Steve Christie (ST)

AFC PLAYER/MONTH

October: Bruce Smith (D)

1994

AFC PLAYER/WEEK

Week 2 (9/11 at NE): Chris Mohr (ST)

Week 3 (9/18 at Hou.): Steve Christie (ST)

Week 4 (9/26 vs. Den.): Cornelius Bennett (D)

Week 9 (10/30 vs. KC): Bruce Smith (D)

AFC PLAYER/MONTH

September: Bruce Smith (D)

Steve Christie (ST)

1995

AFC PLAYER/WEEK

Week 3 (9/17 vs. Ind.): Bryce Paup (D)

Week 7 (10/15 vs. Sea.): Bryce Paup (D)

Week 15 (12/10 at Stl.): Jim Kelly (O)

AFC PLAYER/MONTH

November: Bryce Paup (D)

1996

AFC PLAYER/WEEK

Week 4 (9/22 vs. Dal.): Manny Martin (D)

Week 8 (10/20 at NYJ): Steve Christie (ST)

Week 10 (11/3 vs. Was.): Darick Holmes

Week 11 (11/10 at Phi.): Bruce Smith (D)

Week 13 (11/24 vs. NYJ): Kurt Schultz (D)

Week 17 (12/22 vs. KC): Jim Kelly (O)

AFC PLAYER/MONTH

September: Bruce Smith (D)

November: Bruce Smith (D)

AFC ROOKIE/MONTH

November: Gabe Nothern (D)



PLAYERS OF THE WEEK/MONTH

1997

AFC PLAYER/WEEK

Week 2 (9/7 at NYJ): Bryce Paup (D)
Week 8(10/20 at Ind.): Bruce Smith (D)

AFC PLAYER/MONTH

October: Bruce Smith (D)

1998

AFC PLAYER/WEEK

Week 5 (10/4 vs. SF): Bruce Smith (D)
Week 9 (11/1 vs. Mia.): Doug Flutie (O)
Week 14 (12/6 at Cin.): Steve Christie (ST)

AFC PLAYER/MONTH

December: Steve Christie (ST)

AFC ROOKIE/MONTH

October: Sam Cowart (D)

1999

AFC PLAYER/WEEK

Week 4 (10/4 at Mia.): John Holecsek (D)
Week 9 (11/7 at Was.): Doug Flutie (O)
Week 17 (1/2 vs. Ind.): Rob Johnson (O)

2000

AFC PLAYER/WEEK

Week 1 (9/3 vs. Ten.): Steve Christie (ST)
Week 7 (10/15 vs. SD): Steve Christie (ST)
Week 10 (11/5 at NE): Sam Cowart (D)
Steve Christie (ST)

AFC PLAYER/MONTH

November: Sam Cowart (D)

2002

AFC PLAYER/WEEK

Week 2 (9/23 at Ind.): Drew Bledsoe (O)
Mike Hollis (ST)
Week 6 (10/18 at Jax.): Travis Henry (O)
Week 7 (10/28 at SD): Nate Clements (D)

AFC PLAYER/MONTH

September: Drew Bledsoe (O)
October: Brian Moorman (ST)

2003

AFC PLAYER/WEEK

Week 1 (9/7 vs. NE): Takeo Spikes (D)
Week 13 (11/30 at NYG): Aaron Schobel (D)

2004

AFC PLAYER/WEEK

Week 6 (10/17 vs. Mia.): Brian Moorman (ST)
Week 8 (10/31 vs. Ari.): Terrence McGee (ST)
Week 11 (11/21 vs. Stl.): Lawyer Milloy (D)
Week 13 (12/5 at Mia.): Terrence McGee (ST)

2005

AFC PLAYER/WEEK

Week 10 (11/13 vs. KC): Brian Moorman (ST)
Week 16 (12/24 at Cin.): Terrence McGee (ST)

2006

AFC PLAYER/WEEK

Week 2 (9/17 at Mia.): Coy Wire (ST)
Week 9 (11/5 vs. GB): Brian Moorman (ST)
Week 12 (11/26 vs. Jax.): Roscoe Parrish (ST)
Week 14 (12/10 at NYJ): Aaron Schobel (D)
Week 15 (12/17 vs. Mia.): Brian Moorman (ST)

AFC PLAYER/MONTH

November: Brian Moorman (ST)

NFL ROOKIE/MONTH

September: Donte Whitner (D)

2007

AFC PLAYER/WEEK

Week 4 (9/30 vs. NYJ): Jabari Greer (D)
Week 13 (12/2 at Was.): Rian Lindell (ST)

NFL ROOKIE/WEEK

Week 7 (10/21 vs. Bal.): Marshawn Lynch (O)
Week 10 (11/11 at Mia.): Marshawn Lynch (O)
Week 13 (12/2 at Was.): Trent Edwards (O)
Week 14 (12/9 vs. Mia.): Trent Edwards (O)

2008

AFC PLAYER/WEEK

Week1 (9/7 vs. Sea.): Roscoe Parrish (ST)

NFL ROOKIE/MONTH

November: Leodis McKelvin (D)

2009

AFC PLAYER/WEEK

Week 2 (9/20 vs. TB): Rian Lindell (ST)
Week 7 (10/25 at Car.): Brian Moorman (ST)

NFL ROOKIE/MONTH

October: Jairus Byrd (D)

2010

AFC PLAYER/WEEK

Week 3 (9/26 at NE): C.J. Spiller (ST)
Week 11 (11/21 at Cin.): Drayton Florence (D)

2011

AFC PLAYER/WEEK

Week 3 (11/25 vs. NE): Rian Lindell (ST)
Week 5 (10/9 vs. Phi.): George Wilson (D)

AFC PLAYER/MONTH

September: Ryan Fitzpatrick (O)

NFL ROOKIE/WEEK

Week 8 (10/30 vs. Was.): Marcell Dareus (D)



PLAYERS OF THE WEEK/MONTH

2012

AFC PLAYER/WEEK

Week 6 (10/14 at Ari.): Jairus Byrd (D)
Week 11 (11/15 vs. Mia.): Leodis McKelvin (S)

2013

AFC PLAYER/WEEK

Week 2 (9/15 vs. Car.): Mario Williams (D)
Week 7 (10/20 at Mia.): Mario Williams (D)

2014

AFC PLAYER/WEEK

Week 1 (9/7 at Chi.): Dan Carpenter (ST)
Week 2 (9/14 vs. Mia.): C.J. Spiller (ST)
Week 5 (10/5 at Det.): Marcell Dareus (D)
Week 12 (11/24 vs. NYJ): Boobie Dixon (ST)

AFC PLAYER/MONTH

November: Mario Williams (D)

NFL ROOKIE/MONTH

October: Sammy Watkins (O)

2015

AFC PLAYER/WEEK

Week 3 (9/27 at Mia.): Preston Brown (D)
Week 10 (11/12 at NYJ): Bacarri Rambo (D)

AFC ROOKIE/MONTH

November: Ronald Darby (D)

2016

AFC PLAYER/WEEK

Week 4 (10/2 at NE): Zach Brown (D)
Week 5 (10/9 at LAR): Nickell Robey-Coleman (D)
Week 11 (11/20 at Cin.): Dan Carpenter (ST)

AFC PLAYER/MONTH

October: Lorenzo Alexander (D)

2017

AFC PLAYER/WEEK

Week 3 (9/24 vs. Den.): Stephen Hauschka (ST)
Week 4 (10/1 at Atl.): Stephen Hauschka (ST)

NFL ROOKIE/MONTH

September: Tre'Davious White (D)

AFC PLAYER/MONTH

October: Micah Hyde (D)
December: Jordan Poyer (D)

2018

AFC PLAYER/WEEK

Week 3 (9/23 at Min.): Matt Milano (D)
Week 10 (11/11 at NYJ): Stephen Hauschka (ST)
Week 17 (12/30 vs. Mia.): Josh Allen (O)

NFL ROOKIE/MONTH

December: Tremaine Edmunds (D)

2019

AFC PLAYER/WEEK

Week 7 (10/20 vs. Mia.): Tre'Davious White (D)
Week 11 (11/17 at Mia.): Josh Allen (O)
Week 15 (12/15 at. Pit.): Tre'Davious White (D)

2020

AFC PLAYER/WEEK

Week 2 (9/20 at Mia.): Josh Allen (O)
Week 7 (10/25 at NYJ): Jerry Hughes (D)
Week 9 (11/8 vs. Sea.): Josh Allen (O)
Week 12 (11/29 vs. LAC): A.J. Klein (D)
Week 13 (12/7 at SF): Josh Allen (O)
Week 15 (12/19 at Den.): Josh Allen (O)
Week 16 (12/28 at NE): Stefon Diggs (O)

AFC PLAYER/MONTH

September: Josh Allen (O)
December: Josh Allen (O)

2021

AFC PLAYER/WEEK

Week 3 (9/26 vs. Was.): Josh Allen (O)
Week 4 (10/3 vs. Hou.): Tremaine Edmunds (D)
Week 5 (10/10 at KC): Greg Rousseau (D)

AFC PLAYER/MONTH

October: Tyler Bass (ST)

2022

AFC PLAYER/WEEK

Week 4 (10/1 at Bal.): Jordan Poyer (D)
Week 5 (10/9 vs. Pit.): Josh Allen (O)
Week 6 (10/16 at KC): Josh Allen (O)
Week 11 (11/20 vs. Cle.): Matt Milano (D)
Week 12 (12/1 at Det.): Ed Oliver (D)
Week 15 (12/24 vs. Mia.): Josh Allen (O)
Week 18 (1/8 vs. NE): Nyheim Hines (ST)

AFC PLAYER/MONTH

November: Tyler Bass (ST)

2023

AFC PLAYER/WEEK

Week 2 (9/24 vs. LVR): Josh Allen (O)
Week 3 (9/24 at WAS): Terrel Bernard (D)
Week 4 (10/2 vs. MIA): Josh Allen (O)
Week 11 (11/19 vs. NYJ): Reggie Gilliam (ST)
Week 15 (12/17 vs. DAL): James Cook (O)
Week 17 (12/31 vs. NE): Rasul Douglas (D)
Week 18 (1/7 at MIA): Deonte Harty (ST)

AFC PLAYER/MONTH

September: Tyler Bass (ST)
December/January: Sam Martin (ST)



B U F F A L O B I L L S . C O M

