

BRONCOS

2024 MEDIA GUIDE



RANDY #53 LINEBACKER
GRADISHAR
PRO FOOTBALL HALL OF FAME
CLASS OF 2024 ▲



Broncos Park Powered by CommonSpirit

13655 Broncos Parkway • Englewood, CO 80112
 Telephone: (303) 649-9000 • FAX: (303) 264-5561
 Team Website: www.DenverBroncos.com • Media Website: www.NFLOMG.com

Media Relations

Patrick Smyth, Chief Communications Officer: (303) 264-5536 • patrick.smyth@broncos.nfl.net
Erich Schubert, Vice President of Communications & Content: (303) 264-5503 • erich.schubert@broncos.nfl.net
Megan Boyle, Sr. Manager of Strategic Communications: (303) 264-5727 • megan.boyle@broncos.nfl.net
Tyler Gorse, Sr. Coordinator of Football Communications: (303) 264-5603 • tyler.gorse@broncos.nfl.net
Emma Levine, Communications Assistant: (303) 264-5726 • emma.levine@broncos.nfl.net

Empower Field at Mile High

1701 Bryant St. • Denver, CO 80204

Broncos Ticket Office
 Suite 100
 (720) 258-3333

Broncos Marketing Department
 Suite 900
 (720) 258-3100

Stadium Management Co.
 Suite 700
 (720) 258-3000

2024 DENVER BRONCOS SCHEDULE
(all times local at site)

PRESEASON

Wk.	Day	Date	Opponent	Site	Time	TV
1	Sun.	Aug. 11	at Indianapolis	Lucas Oil Stadium	1 p.m. EDT	KTVD
2	Sun.	Aug. 18	GREEN BAY	Empower Field at Mile High	6 p.m. MDT	KUSA
3	Sun.	Aug. 25	ARIZONA	Empower Field at Mile High	2:30 p.m. MDT	CBS

REGULAR SEASON

Wk.	Day	Date	Opponent	Site	Time	TV
1	Sun.	Sept. 8	at Seattle	Lumen Field	1:05 p.m. PDT	CBS
2	Sun.	Sept. 15	PITTSBURGH	Empower Field at Mile High	2:25 p.m. MDT	CBS
3	Sun.	Sept. 22	at Tampa Bay	Raymond James Stadium	1 p.m. EDT	FOX
4	Sun.	Sept. 29	at N.Y. Jets	MetLife Stadium	1 p.m. EDT	CBS
5	Sun.	Oct. 6	LAS VEGAS	Empower Field at Mile High	2:05 p.m. MDT	FOX*
6	Sun.	Oct. 13	L.A. CHARGERS	Empower Field at Mile High	2:05 p.m. MDT	CBS*
7	Thurs.	Oct. 17	at New Orleans	Caesars Superdome	7:15 p.m. CDT	Prime Video*
8	Sun.	Oct. 27	CAROLINA	Empower Field at Mile High	2:25 p.m. MDT	CBS*
9	Sun.	Nov. 3	at Baltimore	M&T Bank Stadium	1 p.m. EST	CBS*
10	Sun.	Nov. 10	at Kansas City	GEHA Field at Arrowhead Stadium	12 p.m. CST	CBS*
11	Sun.	Nov. 17	ATLANTA	Empower Field at Mile High	2:05 p.m. MST	FOX*
12	Sun.	Nov. 24	at Las Vegas	Allegiant Stadium	1:05 p.m. PST	CBS*
13	Mon.	Dec. 2	CLEVELAND	Empower Field at Mile High	6:15 p.m. MST	ESPN*
14			BYE			
15	Sun.	Dec. 15	INDIANAPOLIS	Empower Field at Mile High	2:25 p.m. MST	CBS*
16	Sun.	Dec. 22	at L.A. Chargers	SoFi Stadium	1:05 p.m. PST	FOX*
17	Sat./Sun.	Dec. 28/29	at Cincinnati	Paycor Stadium	TBD	TBD
18	Sat./Sun.	Jan. 4/5	KANSAS CITY	Empower Field at Mile High	TBD	TBD

* - This season, "flexible scheduling" for Sunday Night Football may be used up to twice between Weeks 5-10, and in the NFL's discretion during Weeks 11-17; for Monday Night Football in the NFL's discretion in Weeks 12-17; and for Thursday Night Football it may be used up to twice between Weeks 13-17. During these Flex Scheduling Windows, the games initially scheduled for Sunday Night Football (on NBC), Monday Night Football (on ESPN or ABC), and Thursday Night Football (on Amazon Prime Video) are tentatively scheduled and subject to change. Only Sunday afternoon games (or those listed as TBD) are eligible to be moved to Sunday night, Monday night, or Thursday Night, in which case the initially scheduled Sunday/Monday night game would be moved to Sunday afternoon. Sunday afternoon games may also be moved between 1:00 p.m. and 4:05 p.m. or 4:25 p.m. ET. As in prior seasons, for Week 18, the final weekend of the season, the scheduling of the Saturday, Sunday afternoon, and the Sunday night games is not assigned. In Week 18, two games will be played on Saturday (4:30 PM ET and 8:15 PM ET) with the remainder to be played on Sunday afternoon (1:00 PM ET and 4:25 PM ET) and one matchup to be played on Sunday night (8:20 PM ET). Specific dates, start times, and networks for Week 18 matchups will be determined and announced following the conclusion of Week 17. For more information about NFL Flexible Scheduling, please visit <https://www.nfl.com/schedules/flexible-scheduling-procedures>.

ABOUT THE 2024 DENVER BRONCOS MEDIA GUIDE

The 2024 Denver Broncos' media guide was prepared by the club's media relations department as an information resource for members of the media and NFL fans. All information, including player biographies, rosters and team transactions contained in the publication is current as of June 24, 2024.

An electronic version of the Denver Broncos' 2024 media guide can be found by visiting the team's website: <https://media.denverbroncos.com/media-guide/>

BRONCOS

WINNING TRADITION



3 World Championships

8 Super Bowl Appearances

10 AFC Championship Games

15 AFC West Division Titles

22 Playoff Berths

29 Winning Seasons

DENVER BRONCOS

2024

MEDIA GUIDE

INDEX

100-Yard Receiving Games	683	Dawkins, Brian	700
100-Yard Rushing Games	679	Day, Broncos Record By	400
100-Yard Rushing Halves/Quarters	682	Decade, Broncos Record By	400
300-Yard Passing Games	687	Demaryius Thomas Team MVP Award	725
1,000-Yard Receiving Seasons	678	Divisional Record	397
1,000-Yard Rushing Seasons	678	Draft Choices:	
2023 Season:		All-Time Draft Choices By School	299
Game Summaries/Stats	263	All-Time First-Round Picks	299
Game-By-Game Statistics	253	All-Time Year-by-Year Drafts	300
Individual Game-by-Game Statistics	256	Ed Block Courage Award, Broncos Winners	725
NFL Rankings	261	Elway, John	699
NFL Standings/Playoff Results	403	Free Agents Signed/Lost, 1989-2024	307
Participation	255	Gradishar, Randy	701
Regular-Season Team Statistics	247	Hall of Fame Broncos	699
Single-Game Highs And Lows	251	Hamilton, Lewis	15
Starters By Game	250	Helmets, Broncos All-Time	733
Takeaway Statistics	262	Hobson, Melody	13
3,000-Yard Passing Seasons	679	Honors And Awards:	
Administration	10	All-Time Individual Year-By-Year	691
All-Time Broncos Record	397	Broncos All-Time NFL Honors	695
Alumni Association	3	Broncos Top 100 Team	721
Attendance Marks	618	Broncos 50th Anniversary Team	721
Atwater, Steve	700	How The Broncos Are Built	239
Bailey, Champ	700	Leads Lost	689
Biographies:		Leech, Damani	15
Coordinators/Assistant Coaches	24	Little, Floyd	699
First-Year Players	223	Logos, Broncos All-Time	733
Player Personnel/Football Operations	53	Lynch, John	701
Rookies	226	Manning, Peyton	701
Veteran Players	68	Margin Of Victory And Defeat	648
Bowlen, Pat	700	Mascots (Thunder And Miles)	727
Broncos Park Powered by CommonSpirit	8	Media Information	IBC
Brown, Willie	699	Milestone Games	399
Bye Weeks:		Monday Night Games	398
Broncos Record After The Bye	399	Month, Broncos Record By	400
Cheerleaders	726	Overtime Games	398
Christmas Games	399	Paton, George	17
Coaches:		Payton, Sean	19
All-Time Coaches Roster	313	Penner, Greg	11
Year-by-Year Coaching Records	617	Postseason Game Summaries	531
Coldest Games	732	Pro Bowl Selections	695
Comebacks	689	Pronunciation Guide	237
Community Impact	723	Radio Network (850 KOA)	730
Darrent Williams Good Guy Award	725	Records — Postseason:	
Davis, Terrell	700	Broncos Individual	668

CREDITS

The 2024 Denver Broncos media guide was produced by the club's media relations department. Information contained herein was compiled by the current and previous media relations staffs and is current as of June 24, 2024. ©2024 Denver Broncos Football Club.

This project was coordinated by Tyler Gorse and Erich Schubert. Writing, layout, design and editing by Gorse, Schubert, Patrick Smyth, Megan Boyle and Emma Levine using Adobe InDesign CC desktop publishing application. Special thanks to Jim Saccomano, the NFL communications department, the late Joe Cronin, John Turney, Dave Plati, Santo Labombarda and the Elias Sports Bureau staff, Radar 360 and Stats LLC for providing extensive statistical data. Printing by Publication Printers, Denver. Photography and scans by Gabriel Christus, Eric Bakke, Rich Clarkson and Associates, LLC (Rich Clarkson, Trevor Brown Jr., Steve Nowland, Ryan McKee, Jamie Schwaberow and Brett Wilhelm) and Pete Eklund. Cover designed by Parker Albin.

DENVER BRONCOS

2024

MEDIA GUIDE

INDEX CONT.

Broncos Team	674	Broncos vs. The NFL (Reg./Post./Preseason)	397
Records — Regular Season:		Service With Broncos	631
Broncos Individual	632	Sharpe, Shannon	699
Fumble Returns	644	Shutouts:	
Interceptions	642	By Denver	656
Kicking	645	By Opponents	648
Kickoff Returns	641	Stadium Information:	
Passing	634	Broncos Stadium History	729
Punt Returns	640	Records	728
Punting	639	Staff Directory	4
Receiving	638	Starting Lineups, All-Time	403
Rushing	633	Sunday Night Games	398
Sacks	644	Super Bowl:	
Safeties	644	Future Sites	732
Scoring	645	Television Network (KUSA)	731
Total Offense	632	Thanksgiving Games	399
Broncos Team	647	Trades, All-Time	308
Passing Defense	658	Training Camp Sites, All-Time	732
Passing Offense	648	Transactions, 2023-24	242
Penalties	655	Uniforms, Broncos All-Time	733
Rushing Defense	657	Walter Payton NFL Man Of The Year	724
Rushing Offense	649	Walton, Rob	13
Scoring Defense	656	Walton Penner, Carrie	12
Scoring Offense	648	Ware, DeMarcus	701
Streaks	647	Warmest Games	732
Total Defense	656	Year-By-Year Individual Leaders:	
Total Offense	648	Field Goals	630
Turnovers	655	Interceptions	626
Opponent Individual	661	Kickoff Returns	628
Opponent Team	664	Passing	623
Results:		Punt Returns	627
All-Time Game-By-Game	370	Punting	630
Artificial Turf Record	732	Receiving	625
Retired Jersey Numbers	698	Rushing	622
Rice, Condoleezza	14	Sacks	631
Ring of Fame	702	Scoring	629
Rosters:		Tackles	631
2024 Roster	240	Year-By-Year Final Statistics	402
All-Time Broncos (Alphabetical)	318	Year-By-Year Team Statistics:	
All-Time Broncos (Numerical)	340	Team Defense	620
All-Time Practice Squad (Alphabetical)	350	Team Offense	619
All-Time Practice Squad (By Year)	353	Team Turnovers	621
All-Time Roster Breakdown By School	337	Zimmerman, Gary	699
All-Time Roster Height/Weight Breakdowns	338		
All-Time Roster Height/Weight Extremes	339		
Schedule, 2024	IFC		
Season Opener Results	400		
Series Records vs. Opponents	392		

DENVER BRONCOS ALUMNI ASSOCIATION

The Denver Broncos Alumni Association was formed in 1991 to provide an opportunity for former players to remain actively involved with the Broncos' organization. The Alumni Association serves as a goodwill extension of the Denver Broncos, and the members are available to counsel current players on life after football. Their mission is to uphold the highest standards of professionalism, integrity and honor. They are committed to enhancing our communities through active service and devotion and pledge to support the Denver Broncos Football Club in its community outreach programs and present themselves as positive role models and mentors. The 12 members of the Alumni Council are Le-Lo Lang, Steve Atwater, Ron Egloff, Charlie Adams, Larry Evans, Steve Foley, Michael Harden, Mark Jackson, Rich Karlis, Willie Oshodin, Don Summer and David Treadwell.

STAFF DIRECTORY

EXECUTIVE STAFF

OWNERSHIP

Greg Penner..... Owner & CEO
 Carrie Walton Penner..... Owner
 Rob Walton..... Owner
 Mellody Hobson..... Owner
 Condoleezza Rice..... Owner
 Sir Lewis Hamilton..... Owner

PRESIDENT

Damani Leech..... President

EXECUTIVE STAFF

George Paton..... General Manager
 Tim Aragon..... General Counsel
 Chip Conway..... Sr. V.P. of Operations
 Amy Dee..... Sr. Vice President, Construction
 MaryKate Johnson..... Executive V.P. of Human Resources
 Dennis Moore..... Chief Commercial Officer
 Jesse Nading..... Sr. V.P. of Strategy & Business Intelligence
 Jay Roberts..... Stadium General Manager
 Patrick Smyth..... Chief Communications Officer
 Hailey Sullivan..... Chief Marketing Officer
 Russ Trainor..... Sr. V.P. of Information Technology
 Justin Webster..... Chief Financial Officer
 Zohere Tabrez..... Sr. Director of Executive Operations

ADMINISTRATIVE STAFF

Chrisi Hirsh...Exec. Asst. - CEO, President & General Counsel

VICE PRESIDENTS

Keith Bishop..... Vice President of Security
 Tania Copeland...Vice President, Inclusion, Diversity & Talent Development
 Allie Engelken..... Vice President of Community Impact
 Aracely Gomez..... Vice President of Human Resources
 Dan Hawley..... Vice President of Business Development
 Rich Hurtado..... Vice President of Football Administration
 Marc Jackson...Vice President of Ticketing, Sales & Service
 Ray Jackson..... Vice President of Player Development
 Michael Kalousek..... Vice President of Finance
 Kristen Kuhn..... Vice President of Corporate Partnerships
 Beau Lowery...Vice President of Player Health & Performance
 Darren O'Donnell...Vice President of Business Development
 Cody Rager..... Vice President of Player Personnel
 Erich Schubert...Vice President of Communications & Content
 Mark Thewes...Vice President of Football Ops. & Compliance
 Sandy Young..... Vice President of Partnership Marketing

FOOTBALL STAFF

COACHING STAFF

Sean Payton..... Head Coach
 Vance Joseph..... Defensive Coordinator
 Joe Lombardi..... Offensive Coordinator
 Mike Westhoff..... Assistant Head Coach
 Ben Kotwica..... Special Teams Coordinator
 Lou Aveni..... Running Backs
 Chris Banjo..... Assistant Special Teams
 Jamar Cain..... Defensive Line
 Pete Carmichael..... Senior Offensive Assistant
 Keary Colbert..... Wide Receivers
 Dan Dalmynle..... Head Strength and Conditioning
 Declan Doyle..... Tight Ends
 Zack Grossi..... Passing Game Specialist
 Corey Jones..... Assistant Strength and Conditioning
 Logan Kilgore..... Offensive Quality Control
 Austin King..... Assistant Offensive Line
 Jim Leonhard... Def. Pass Game Coordinator/Defensive Backs
 Addison Lynch..... Defensive Quality Control
 Greg Manusky..... Inside Linebackers
 John Morton..... Pass Game Coordinator
 Isaac Shewmaker..... Defensive Quality Control
 Shaun Snee..... Assistant Strength and Conditioning
 Zach Strief..... Offensive Line
 Favian Uphaw..... Offensive Quality Control
 Joe Vitt..... Senior Defensive Assistant
 Davis Webb..... Quarterbacks
 Michael Wilhoite..... Outside Linebackers
 Paul Kelly..... Assistant to Head Coach

PLAYER PERSONNEL / FOOTBALL OPERATIONS

Darren Mougey..... Assistant General Manager
 Kelly Kleine Van Calligan... Exec. Dir. of FB Ops./Special Advisor to the GM
 Reed Burckhardt..... Director of Player Personnel
 A.J. Durso..... Director of Pro Personnel
 Roman Phifer..... Sr. Personnel Executive
 David Shaw..... Sr. Personnel Executive
 Pat Walsh..... Pro Scout
 Ty Murphy..... Pro Scout
 Ish Seisay..... Pro/College Scout
 Brian Stark..... Director of College Scouting
 Nick Schiralli..... Assistant Director of College Scouting
 Sae Woon Jo..... Western National Scout
 Bryan Chesin..... Midwest National Scout

Rob Paton..... National Scout
 Eugene Armstrong..... Southeast Area Scout
 Dave Bratten..... West Coast Area Scout
 Scott DiStefano..... Sr. Midwest Area Scout
 Chaz McKenzie..... Northeast Area Scout
 Deon Randall..... Southwest Area Scout
 Robert Simpson..... Football Administration Coordinator
 Roya Burton..... Scouting Coordinator
 Pam Papsdorf..... Personnel Logistics Manager

FOOTBALL TECHNOLOGY AND RESEARCH

Tony Lazzaro... Sr. Director, Football Technology & Research
 Karl Schreiner..... Director, Football Information Systems
 Scott Alaska..... Director, Football Analytics
 Dave Toerber..... Senior Software Engineer
 Ethan Collins..... Software Developer
 Joey DiCresce..... Data Scientist
 Mehmet Erden..... Data Scientist

MEDICAL STAFF

Vince Garcia..... Head Athletic Trainer
 Matthew Kee... Dir. of Rehabilitation/Assistant Athletic Trainer
 Paul Burant... Assistant Athletic Trainer/Physical Therapist
 Zach Lewis..... Assistant Athletic Trainer
 Alexia Malone Oliver... Asst. Athletic Trainer/Physical Therapist
 Rachel Sussman..... Assistant Athletic Trainer
 Martin Boublik, MD..... Head Team Physician
 J. Steven Geraghty, MD..... Team Physician
 Braden Mayer, MD..... Team Physician
 Josh Metzl, MD..... Team Physician

PLAYER HEALTH & PERFORMANCE

Joseph Danos..... Director of Sports Science
 Freddie Walker..... Assistant Director of Sports Science
 Ema Thake..... Director of Performance Nutrition

EQUIPMENT

Chris Valenti..... Head Equipment Manager
 Mike Harrington..... Assistant Equipment Manager
 Jason Schell..... Assistant Equipment Manager
 Garrett Lawrence..... Assistant Equipment Manager
 Sean Russell..... Assistant Equipment Manager

VIDEO OPERATIONS

Joe Harrington..... Video Director
 Chris Kirchner..... Video Operations Manager
 Kirt Horiuchi..... Video Operations Coordinator
 Sam Ryan..... Video Assistant

BUSINESS STAFF

MEDIA RELATIONS

Megan Boyle Sr. Manager of Strategic Communications
 Tyler Gorse Sr. Coordinator of Football Communications
 Emma Levine Communications Assistant

COMMUNITY IMPACT & ALUMNI ENGAGEMENT

Liz Jeralds Director of Community Impact
 Bobby Mestas Director of Youth & High School Football
 Dominic Gaspari Director of Alumni Engagement
 Olivia Irving Manager, Community Programs & Events
 Kenya Boston Community Programs & Events Coordinator

CONTENT & PRODUCTION

Steve Atwater Fan Development Manager
 Austin Brink Director of Production
 Gabriel Christus Team Photographer
 Reid Conant Video Production Specialist/Editor
 Destinee Cook Short Form Content Coordinator
 Caroline Daisley Director of Social Media
 Aric DiLalla Digital Content Manager/Lead Writer
 Ike Enriq uez Social Video Coordinator
 Mike Genova Content Producer/Video Editor
 Aaron Gunning Content Producer/Editor
 Nicole Pennetta Social Media Coordinator
 Emme Stanec Associate Producer/Editor
 Ben Swanson Manager of Photography & Digital Assets
 Nick Young Manager of Strategic Productions

MARKETING

Ted Santiago Sr. Director of Marketing
 Michael Agado Marketing Coordinator
 Javier Flores Multicultural Marketing Coordinator
 Jordyn Johnson Sr. Manager of Marketing, Head of Cheer Operations
 Brad Post Mascot Coordinator
 Ashley Roppolo Cheer Social Marketing Coordinator
 Pat Thompson Marketing Manager
 Marisol Vilagomez Director of Multicultural Marketing

CREATIVE

Kevin Johnson Creative Director
 Eric Allsopp Senior Graphic Designer
 Tori Boykins Manager of UX & Digital Design
 Parker Albin Digital Designer
 Jamie Kingstom Project Manager
 Fatima Knight Graphic Designer
 Julian Mijares Graphic Designer
 Dan Probst Graphics Producer/Video Editor
 Josh Nevins Motion Graphic Designer

GAME DAY ENTERTAINMENT & LIVE EVENTS

Liz Coates Director of Game Entertainment
 Evans Chronis Game Entertainment Coordinator
 Aaron Fabis Graphics and IPTV Producer
 Pat Jordan Director of Technical and Broadcast Operations
 Nick Schultz Sr. Manager of ThunderVision Content & Presentation
 William Stowe Audio Visual Operations Engineer
 Jeremy Wecker Sr. Manager of Broadcast Engineering

FINANCE

Peggy Jackson Accounting Manager
 Jenifer Brunetti Payroll Manager
 Will Knorr Financial Planning & Analysis Manager
 Jeremy Wallace Sr. Accountant
 Aaron Schwartz Financial Analyst
 Sharon Erwin Accounts Payable Clerk

INFORMATION TECHNOLOGY

Chris Newman Sr. Information Technology Director
 Rick Seifert Chief IT Engineer
 Mike Corey Senior IT Analyst
 Gil Bencomo Senior IT Engineer
 Nick Burris Chief IT Engineer
 Denise Gonzales Helpdesk Technician
 Todd Gonzales Helpdesk Technician I
 Denise Hernandez IT Security Engineer
 Teresa Le IT Engineer

LEGAL

Bill Nunn Deputy General Counsel

HUMAN RESOURCES

Reann Rice-Miles Human Resources Manager
 Alexandra Bond Human Resources Analytics Manager
 Madison Farmer Sr. Human Resources Coordinator

CORPORATE PARTNERSHIPS

Jon Carlson Director of Business Development
 Amanda Hebert Director of Partnership Marketing
 Derek Thomas Director of Partnership Marketing
 Damian Fairnola Corporate Partnerships Manager
 Brooke Manning Sr. Manager of Partnership Marketing
 Luis Barajas Partnership Marketing Coordinator
 Andrew Leeder Manager of Partnership Marketing
 Kenzie Lange Partnership Marketing Associate
 Chris Schindele Murayama Partnership Marketing Coordinator

OPERATIONS

Adam Newman Director of Team Logistics
 Josh Bruning Director of Operations
 Jake TenBraak Facility Services Manager
 Greg Johnson Sr. Facility Maintenance Coordinator
 Sierra Berrymann Facility Events Coordinator
 Emily Napierala Operations Assistant
 Darrell Bowen Lead Facilities Attendant
 Cristofer Reza General Maintenance Technician
 Seth Vigil Facilities Attendant

SECURITY

Jim White Director of Security

SPORTS TURF & GROUNDS

Ryan Newman Sr. Director of Sports Turf & Grounds
 Cole Dudley Sports Turf Manager
 Carter Siveck Assistant Turf Manager
 Garrett Catron Grounds Coordinator
 Matt Murphy Sports Turf & Grounds Assistant
 Seth Williamson Sports Turf & Grounds Assistant

NUTRITION & DINING

Justin Domsch Executive Chef
 Brian Pastorico Sous Chef
 Jesus Raya Sous Chef
 Ryan Dodge Sr. Preparation Chef/PM Lead
 Robert Archuletta Culinary Team
 Jeffrey Groton Culinary Team
 Nicole Jackson Preparation Chef

BUSINESS INTELLIGENCE

Clark Wray Sr. Director of Ticket Strategy & Analytics
 Spencer Hornor Sr. Manager of Business Intelligence & Analytics
 Elizabeth Browne Sr. BI Analyst
 Tyler Benz Sr. Business Intelligence & Data Analyst
 Katie Tang Strategy Manager
 Catherine Carlo CRM Analyst

TICKETING

Katie Delay Sr. Director of Ticket Operations
 Patti Barban ADA Manager
 Abby Miller Sr. Manager of Ticket Operations
 Ivy Johnson Manager, Ticket Operations
 Glenn Hives Director of Customer Service
 Dave Stutman Manager, Club Member Service
 Stacey Drifmeyer Ticket Operations Coordinator
 Ethan Gildone Ticket Operations Coordinator
 Cameron Barlow Account Manager, Premium Services
 Trevin Evoy Account Manager, Club Member Services
 Joshua Cohn Account Manager, Club Member Services
 Camryn Frankel Account Manager, Club Member Services
 Dave Eagon Account Manager, Club Member Services
 Alex Farmer-Waters Sr. Account Manager, STM Services
 Olivia Baxman Account Manager, STM Services
 Brooke Carnie Manager, Premium Services
 Marcus White Account Manager, Premium Services
 Sara Denney Sr. Account Manager, Premium Services
 Ryan Grady Sr. Premium Seating Executive
 Matt Melchior Sr. Premium Seating Executive
 Lauren McKenna Premium Seating Executive
 Isabel Morris Premium Seating Executive
 Nick Braun Premium Seating Executive
 Evan Greenberg Account Manager, STM Services
 Julia Barnett Account Manager, STM Services
 Collin Briske Account Manager, STM Services
 Chris Martinez Account Manager, STM Services
 Mario Vega Account Manager, STM Services
 Josh Wales Account Manager, STM Services
 Emma Walsh Account Manager, STM Services

STAFF DIRECTORY



STADIUM MANAGEMENT COMPANY

ADMINISTRATION

Scott Blik Assistant General Manager

EVENTS ADMINISTRATION

Daniel Hopkins Director of Event Operations
 Bjorn Westlund Sr. Manager, Events & Marketing
 Darren Siegal Parking & Events Manager
 Karen Webber Office & Events Assistant

SPECIAL EVENTS

Anna Marie Martinez Director of Special Events
 Catherine Bishop Special Events Manager
 Kelly Williams Sr. Special Events Coordinator
 Taysia Sevene Special Events Administrator

GUEST RELATIONS MANAGEMENT

Pat Tetrick Director, Guest Relations
 Jeff Engelken Sr. Manager, Guest Relations
 Anecia Bankston Guest Relations Assistant Manager
 Selina Burnette Guest Relations Coordinator

SECURITY

Jared Devine Sr. Director of Stadium Security
 Cindy Gordon Security Manager
 Seth Thomas Assistant Security Manager
 Fallon Howard Security Supervisor
 Mo Nelson Mills Security Supervisor
 Scott Padgett Security Supervisor
 Melissa Rodriguez Loading Dock Supervisor
 Jason Cardona Assistant Supervisor
 Jackie Anderson Assistant Supervisor
 Michael Coleman Security Officer
 Ashton Davis Security Officer
 Jairo Heredia Security Officer
 Terry Hill Security Officer
 Brenton McDonald Security Officer
 David Moulton Security Officer
 Jazmin Rodriguez-Gomez Assistant Supervisor
 Jon Schein Security Officer
 Sean Smith Security Officer
 Kevin Vogel Security Officer
 Terrence Whitaker Security Officer
 Don Williams Security Officer

OPERATIONS/FACILITIES

Zach Myhra ...Sr. Dir. of Facilities, Construction & Planning
 Matt Shine Director of Operations and Engineering
 Kirk Godfrey Facilities Operations Manager
 John Capezzuto Graphic Production Supervisor
 Patrick Combs Production Artist
 Chris Hoag Electrical Supervisor
 Craig Honas General Maintenance Supervisor
 Curt Norton Plumbing Supervisor
 Jeremiah Roybal Engineering Manager
 Ryan Conlon Electrician
 Chris Farrington General Maintenance Technician II
 James Heinrichs Assistant Project Manager
 Mike Hernandez Plumber
 Steven Morris Operations Coordinator
 Michael Pisching Conversion and Warehouse Supervisor
 Ryan Daly Conversion Crew Member
 Bryan Hickey Conversion Crew Member
 Dominique Ireland Conversion Crew Member
 Brendan Jackson Conversion Crew Member
 Rosendo Pacheco Conversion Crew Member
 Garard Trujillo Conversion Crew Member
 Kevin Rickard General Maintenance Technician
 Clifford Anderson Facilities Administrator
 Timothy Talbot HVAC Supervisor
 Page Valencia Electrician II
 Julia Siebert Project Manager
 Boyce Burford HVAC Technician II
 Mark Palacio HVAC Technician I

TURF & GROUNDS

Chris Hathaway Director of Turf and Grounds
 Abe Picaso Turf Coordinator

DENVER BRONCOS WINNING TRADITION

The Denver Broncos, who will embark on their 65th season in 2024, are tied for the second-most Super Bowl appearances in professional football history. In addition to winning back-to-back World Championships following the 1997-98 seasons, the Broncos captured their third Super Bowl in 2015. The team has also totaled 29 all-time winning seasons, 22 playoff berths, 15 AFC West titles and 10 AFC Championship Game appearances. “Broncos Country” is home to the NFL’s best fans with the franchise’s 54-year home game sellout streak representing the longest in professional football.

Sixth Best Since 1970 NFL/AFL Merger — The Broncos’ 469-368-6 (.560) record in the regular season since the 1970 merger ranks sixth in the NFL during those 54 seasons.

TOP RECORDS AMONG NFL TEAMS, 1970-2023 (regular season only)

Franchise	Record	Pct.
1. Pittsburgh Steelers	514-325-4	.613
2. Dallas Cowboys	495-348-0	.587
3. Miami Dolphins	481-360-2	.572
4. New England Patriots	478-365-0	.567
5. Minnesota Vikings	471-368-4	.561
6. Denver Broncos	469-368-6	.560

CHARTING THE BRONCOS’ 15 DIVISION TITLES

Year	Record	AFC Playoff Record	Level Reached
1977*	12-2	2-0	Super Bowl XII
1978	10-6	0-1	AFC Divisional Playoff
1984	13-3	0-1	AFC Divisional Playoff
1986	11-5	2-0	Super Bowl XXI
1987*	10-4-1	2-0	Super Bowl XXII
1989*	11-5	2-0	Super Bowl XXIV
1991	12-4	1-1	AFC Championship
1996*	13-3	0-1	AFC Divisional Playoff
1998*	14-2	2-0	World Champions
2005	13-3	1-1	AFC Championship
2011	8-8	1-1	AFC Divisional Playoff
2012*	13-3	0-1	AFC Divisional Playoff
2013*	13-3	2-0	Super Bowl XLVIII
2014	12-4	0-1	AFC Divisional Playoff
2015*	12-4	2-0	World Champions

*denotes seasons in which Broncos secured homefield advantage throughout AFC Playoffs.

Denver Tied for Second in Super Bowl Appearances — The Broncos made their eighth Super Bowl appearance against Carolina on Feb. 7, 2016, and that total ties for the second most in NFL history. Winners of three Super Bowls (XXXII, XXXIII, 50), the Broncos are just 1-of-10 NFL teams to win a trio of World Championships.

MOST SUPER BOWL APPEARANCES, NFL HISTORY

Franchise	App.	Games (wins asterisked)	Rec.
1. New England Patriots	11	XX, XXXI, XXXVI*, XXXVIII*, XXXIX*, XLII, XLVI, XLIX*, LI*, LII, LIII	6-5
2. Denver Broncos	8	XII, XXI, XXII, XXIV, XXXII*, XXXIII*, XLVIII, 50*	3-5
Dallas Cowboys	8	V, VI*, X, XII*, XIII, XXVII*, XXVIII*, XXX*	5-3
San Francisco 49ers	8	XVI*, XIX*, XXIII*, XXIV*, XXIX*, XLVII, LIV, LVIII	5-3
Pittsburgh Steelers	8	IX*, X*, XIII*, XIV*, XXX, XL*, XLIII*, XLV	6-2

Homefield Advantage — The Broncos’ 298-143-4 (.674) overall record (reg. + postseason) at home since the 1970 merger is tied for the second best in the NFL. Denver owns a 281-138-4 (.669) home record in the regular season since 1970 and is 17-5 (.773) in the postseason at home during this time.

TOP FIVE OVERALL HOME RECORDS, NFL, 1970-2023

Team	Regular Season	Postseason	Total	Pct.
1. Pittsburgh	300-120-2 (.713)	21-11 (.656)	321-131-2	.709
2. Denver	281-138-4 (.669)	17-5 (.773)	298-143-4	.674
3. Dallas	278-143-0 (.660)	20-9 (.690)	298-152-0	.662
4. New England	269-153-0 (.639)	23-5 (.821)	292-158-0	.649
5. Miami	277-143-1 (.659)	15-7 (.682)	292-150-1	.660



BRONCOS PARK

Powered by CommonSpirit 

The Denver Broncos and CommonSpirit Health announced its 10-year partnership and training facility naming rights agreement on May 15, 2023.

Broncos Park Powered by CommonSpirit is the state-of-the-art facility for the Denver Broncos located in Englewood, Colo.

The team's suburban headquarters, which spans 25.5 acres in the Dove Valley Business Park in South Arapahoe County, consists of three separate buildings:



- Paul D. Bowlen Memorial Broncos Centre (completed in 1990)
- Strength & Conditioning Complex (completed in 2004)
- Pat Bowlen Fieldhouse (completed in 2014)

Since the 2014 offseason, the Broncos have invested more than \$60 million to renovate its existing facility and construct an indoor practice facility adjacent to the team's current headquarters. The capital improvement plan at Broncos Park Powered by CommonSpirit, which has made the Broncos' headquarters one of the elite training facilities in all of professional sports, included:

- Expanding the Paul D. Bowlen Memorial Broncos Centre by 27,490 square feet and renovating the lobby, team meeting room, training room, player locker room, media room and other existing infrastructure.
- Constructing a new commercial kitchen and cafeteria as well as new video operations and football technology offices.
- Building a 115,000 square-foot indoor practice facility—the Pat Bowlen Fieldhouse—west of the current practice fields that includes an 85,000 square-foot fieldhouse as well as a 30,000 square-foot support space.
- Adding more than 3,000 square feet of conference space along with several new offices and workspaces.
- Updating the strength and conditioning facilities with new performance flooring, equipment and decor.
- Enhancing the new indoor full-length field with a locker room and football service area.
- Accompanying the Pat Bowlen Fieldhouse with meeting spaces, a TV/digital studio and a Broncos retail outlet.
- Improving the training camp experience for fans by creating a larger public viewing area, including new ADA seating, adding additional parking and improving restroom facilities.
- Modernizing and expanding main team meeting room by 1,650 square feet in addition to updating all of the breakout position group meeting rooms.
- Remodeling and enlarging the training room and rehab facilities by 2,450 square feet to accommodate world-class therapy pools, a player recovery room and a cryotherapy chamber room.



The Broncos also announced in 2023 plans for a brand new training facility and team headquarters on the existing Broncos Park Powered by CommonSpirit site in Englewood. The new building will be opened ahead of the 2026 season.

The new headquarters will feature more than 205,000 square feet across three floors and will aim to enhance player health and performance while bringing football and business operations staff together. The full facility will be comprised of more than 320,000 square feet.

BRONCOS PARK POWERED BY COMMONSPIRIT



The three outdoor natural grass fields have underground tubing to prevent the turf from freezing and allow the Broncos to practice year-round on unfrozen natural grass.



The indoor practice field inside the Pat Bowlen Fieldhouse, which was re-turfed in 2024, enables the team to utilize a full-length field in a climate-controlled environment.



The team's dining hall, featuring a full kitchen and a Gatorade Fuel Bar, keeps players, coaches and staff fed year round.




The team auditorium, renovated in 2018, includes 136 fixed seats and covers 3,813 square feet.




The training room includes therapy pools, a player recovery room and cryotherapy chambers.



The 9,000-square-foot weight room was renovated in 2020 with new performance flooring, equipment and decor.



The Broncos can accommodate thousands of fans during training camp practices at Broncos Park Powered by CommonSpirit.



The Broncos completed a million-dollar player locker room renovation project during the 2016 offseason.

DID YOU KNOW?

The Broncos' original headquarters consisted of a Quonset hut on Clay Street near Bears Stadium, the team's home field. In the mid-1960s, the franchise moved into a different facility at 5700 Logan Street in North Denver. The series of small buildings served as the club's home until Broncos Park Powered by CommonSpirit in Englewood, Colo., was completed in 1990.



ADMINISTRATION / COACHES

**GREG PENNER****OWNER & CHIEF EXECUTIVE OFFICER**

Greg Penner is in his third season as owner & chief executive officer of the Denver Broncos in 2024 as part of the Walton-Penner Family Ownership Group. He leads the Walton-Penner Family Ownership Group, which was unanimously approved to purchase the team on Aug. 9, 2022.

In his role, Penner has primary responsibility for the day-to-day operations of the Broncos. He oversees both football and business operations for the franchise in collaboration with the Walton-Penner Family Ownership Group.

In his second year as owner and CEO, Penner spearheaded the team's announcement of a new training facility on the existing Broncos Park Powered by CommonSpirit site in Englewood in November 2023. The complex will feature more than 205,000 square feet across three floors, including 21,000-plus square feet of player space — approximately one-third larger than the existing space — for an expanded locker room, meeting rooms, sports performance areas and other areas.

Led by Penner and the Walton-Penner Family Ownership Group, the team also unveiled a \$100 million dollar renovation project in August 2023 to upgrade Empower Field at Mile High. The renovation, which took under a year to complete since its announcement in December 2022, was the largest capital investment in the history of the stadium and focused on enhancing videoboards, premium hospitality areas, technology, concessions, the team store and elevators.

Under Penner's direction, the Broncos were named a 2022 Front Office Sports 'Best Employer in Sports.' The award recognizes organizations within the sports industry that excel in leadership, commitment to diversity, equity & inclusion, employee relations and philanthropy.

Having garnered the distinction in back-to-back years in 2021 and '22, the Broncos are 1-of-2 professional sports franchises (Miami Dolphins, 2019-20) to earn the award consecutively. Denver was the only NFL franchise honored by Front Office Sports in 2022.

With a career focused on investing in, launching and building successful business enterprises, Penner's experience with innovation, risk-taking and entrepreneurs gives him a unique point of view in managing large-scale, impactful organizations.

Penner is the founder and general partner of Madrone Capital Partners. He was elected as chairman of the Walmart Board of Directors in 2015, becoming just the third person to serve in that position, following his father-in-law, Rob Walton, and company founder Sam Walton.

Over a 20-year period, Penner has worked with Walmart in a number of capacities, including as senior vice president and chief financial officer — Japan and senior vice president of finance and strategy for Walmart.com. He was first elected to the Walmart Board in 2008 and has served as a member on the Strategic Planning and Finance Committee and as chairman of the Technology and eCommerce Committee.

Penner previously worked as a financial analyst at Goldman Sachs & Co. and as a general partner of Peninsula Capital. He also served as a member of the board of directors of Baidu, Inc., from 2004-17 and on the board of directors of Hyatt Hotels Corporation from 2007-14.

One of Penner's passions is his commitment to finding ways to close the access and affordability gap in education that so many young people experience. In addition to his participation with the Walton Family Foundation, Penner has served on the board of Teach for America and The Charter School Growth Fund.

Through the Penner Family Foundation, Penner and his wife Carrie have provided \$10 million in funding to Georgetown University for an endowed scholarship fund and the Penner Family Endowed Experiences Fund. These programs allow undergraduates, many of whom are first-generation college students, to travel abroad, work at unpaid internships, engage in meaningful research and participate in extracurricular service projects.

Penner earned a Bachelor of Science degree in international economics from Georgetown in 1992 and an MBA from Stanford University's Graduate School of Business in 1997.

A Colorado resident and outdoor enthusiast, Penner is a triathlete and has competed four times in Hawaii's Ironman Championship. He also has climbed five of the world's Seven Summits, including Mount Everest in 2018.

CARRIE WALTON PENNER**OWNER**

Carrie Walton Penner is in her third year as owner of the Denver Broncos in 2024 as part of the Walton-Penner Family Ownership Group. In her role, she is actively engaged with Broncos ownership and executives on all matters related to the organization.

Under Walton Penner's direction, the Denver Broncos Foundation has more than doubled its financial commitment annually to grantees and program partners that focus on youth health & wellness initiatives, dynamic in and out of school programming and equitable access to career pathways.

The team also rolled out a new alumni program in 2023, focusing on expanding communication and outreach with all former players.

Walton Penner also played an instrumental role in the development and unveiling of the Broncos' new uniforms, which were shared on April 22, 2024. Working with Team President Damani Leech and Nike, she assisted in the design of the uniforms, which honor the storied tradition and history of the organization while also evolving for the future.

Heavily involved in education research, evolution, advocacy and philanthropy for more than 20 years, Walton Penner has an extensive background in education, mental health and media to help achieve greater equity for youth and underserved communities. She has advised many nonprofit organizations on matters that include strategic planning, funder and grantee relationship building, organizational transitions and effective governance for high-impact philanthropy.

Following her first season as owner of the Broncos, Walton Penner was appointed to the NFL Foundation Board of Directors, which promotes and supports youth football, health & safety, character education and various community programs in the United States and around the world. She is also a member of the NFL Diversity Advisory Committee, which evaluates league and club diversity, equity and inclusion strategies and initiatives.

Walton Penner chairs the Walton Family Foundation K-12 Education Program Committee and serves on the boards of The Aspen Institute and KIPP Foundation. She also is a member of the Stanford University Board of Trustees.

Additionally, Walton Penner's work through investments in founder-led, early-stage companies and support for non-profit organizations seeks to address mental health access and inequities.

Walton Penner has helped elevate voices traditionally unheard in media through development and production of documentaries and other content. She is an executive producer of the documentary "Covid Diaries NYC," which follows the lives of five young filmmakers telling the stories of their families through the first wave of COVID-19 in New York City.

Her passion for equity was ignited during her college tenure at Georgetown University, where she earned a bachelor's degree in economics and history. There, she witnessed firsthand the significant quality difference in the U.S. public education system while tutoring high school students in Washington, D.C.

A committed civic leader, Walton Penner serves academic communities, public policy development and collaborative family philanthropy at the Walton Family Foundation. She and her husband, Greg, are advocates for diverse and low-income students and closing the access and affordability gap in higher education.

Most recently, the Penner Family Foundation provided \$10 million in funding to Georgetown University for an endowed scholarship fund and the Penner Family Endowed Experiences Fund. These programs allow undergraduates, many of whom are first-generation college students, to travel abroad, work at unpaid internships, engage in meaningful research and participate in extracurricular service projects.

Following her undergraduate tenure at Georgetown, Walton Penner earned dual master's degrees in program evaluation and administration and policy analysis from Stanford's Graduate School of Education.

After calling Boulder, Colo., her home during much of her youth, Walton Penner returned to Colorado permanently in 2016. She is passionate about outdoor sports and is an avid hiker and skier.

**ROB WALTON****OWNER**

Rob Walton is in his third season as an owner of the Denver Broncos in 2024 as part of the Walton-Penner Family Ownership Group.

A business leader and conservationist, Walton served as Walmart's chairman of the board of directors from 1992-2015 and has been an active advocate for global sustainability and environmental conservation. He joined Walmart in 1969, and prior to becoming chairman, he held a variety of positions with the company, including senior vice president, corporate secretary, general counsel and vice chairman.

Helping take Walmart public in 1970, Walton's leadership and business acumen spurred the company's historic success during his tenure. While he was chairman of the board, Walmart grew to the top of the Forbes 500 ranking of America's largest companies and became a global company.

His passion for environmental conservation began at Walmart when, as board chair, he collaborated with the company's management to make sustainability a significant corporate initiative and priority. He led a collaboration between Conservation International and Walmart to increase the use of renewable energy, minimize waste and sell sustainable products in Walmart stores.

Walton also continues to support important conservation projects through his personal philanthropy. He is a decades-long supporter of African Parks, an organization dedicated to the rehabilitation and long-term management of protected areas in partnership with governments and local communities.

Walton serves on the board of directors of Conservation International, is an Emeritus Trustee of the African Parks Foundation and is co-chairman of the Arizona State University Global Institute of Sustainability. He also is a member of the Mayo Clinic Arizona Leadership Council and an emeritus life trustee of The College of Wooster.

He previously served on the Walton Family Foundation Board and as Chair of the Environment Committee.

Before joining Walmart, Walton was a partner with the law firm of Conner & Winters in Tulsa, Okla. He is a graduate of the University of Arkansas and the Columbia University School of Law.

A sports enthusiast and outdoorsman, Walton enjoys spending time at his Colorado home and making the most of the state's scenic beauty. He is an avid cyclist and has completed the Leadville 100, a hundred-mile race across the Colorado Rockies; Cape Epic, a grueling multi-stage international race; and multiple Ironman Championships.

Walton also is a licensed pilot who enjoys competitive driving and collecting vintage cars.

**MELLODY HOBSON****OWNER**

Melody Hobson is in her third year as an owner of the Denver Broncos in 2024 as part of the Walton-Penner Family Ownership Group.

A Co-CEO for Ariel Investments, Hobson is responsible for management, strategic planning and growth for all areas of the firm outside of research and portfolio management. Additionally, she serves as Chairman of the Board of Trustees of the Ariel Investment Trust—the company's publicly traded mutual funds.

Prior to being named Co-CEO of Ariel, Hobson spent nearly two decades as the company's president. She started as an intern in 1989 and has helped grow the firm's assets under management from \$1.2 billion to \$17.8 billion.

A nationally recognized voice on financial literacy, Hobson is well known for her philanthropy, speeches and writing on issues related to income inequality, financial literacy, race and education.

In 2021, Ariel Investments launched "Project Black" with a mission to scale sustainable minority-owned businesses that can serve as Tier 1 suppliers to Fortune 500 companies. The project aims to close the racial wealth gap by generating jobs, economic growth and equality within underrepresented groups.

In addition to her roles with the Broncos and Ariel, Hobson's leadership has been invaluable to corporate boardrooms across the nation. She currently serves as Chair of the Board of Starbucks Corporation and is also a director of JPMorgan Chase.

Hobson previously was Chairman of the Board of DreamWorks Animation until the company's sale and was also a long-standing board member of the Estée Lauder Companies.

Serving as Chairman of After School Matters, Hobson is involved in this Chicago non-profit that provides area inner-city teens with high-quality after school and summer programs. Additionally, she is vice chair of World Business Chicago, co-chair of the Lucas Museum of Narrative Art and a board member of the George Lucas Education Foundation and Bloomberg Philanthropies.

Hobson also serves on the board of trustees of both the Center for Strategic & International Studies and the Los Angeles County Museum of Art (LACMA). She is a member of the American Academy of Arts and Sciences and the Rockefeller Foundation Board of Trustees while also serving on the executive committee of the Investment Company Institute.

Hobson earned an A.B. from Princeton University's School of International Relations and Public Policy. In 2019, she was awarded the university's highest honor, the Woodrow Wilson Award, presented annually to a Princeton graduate whose career embodies a commitment to national service.

She also has received honorary doctorate degrees from Howard University, Johns Hopkins University, St. Mary's College, William & Mary and the University of Southern California.

Born and raised in Chicago, Hobson is the youngest daughter of a single mother to six children. Married to George Lucas, she is an enthusiastic sports fan and dedicated athlete who enjoys running, swimming and working out.



CONDOLEEZZA RICE

OWNER

Condoleezza Rice is in her third year as an owner of the Denver Broncos in 2024 as part of the Walton-Penner Family Ownership Group.

A highly-respected public servant, accomplished academic and corporate leader, Rice is the Tad and Dianne Taube Director of the Hoover Institution and the Thomas and Barbara Stephenson Senior Fellow on Public Policy. In addition, she is a founding partner of Rice, Hadley, Gates & Manuel LLC, an international strategic consulting firm.

A Professor of Political Science at Stanford University, Rice has served on the school's faculty since 1981. She has won two of the university's highest teaching honors, receiving the 1984 Walter J. Gores Award for Excellence in Teaching and the 1993 School of Humanities and Sciences Dean's Award for Distinguished Teaching.

In 2013, Rice was appointed to the inaugural College Football Playoff Selection Committee, formerly the Bowl Championship Series. She served on the committee until 2017.

From 2005-09, Rice served as the 66th Secretary of State of the United States, becoming the second woman and first Black woman to hold the post. She also worked as President George W. Bush's National Security Advisor from 2001-05 and served on President George H.W. Bush's National Security Council staff from 1989-91.

Rice served as Stanford University's provost from 1993-99, during which time she was the institution's chief budget and academic officer. As provost, she was responsible for a \$1.5 billion annual budget and an academic program involving 1,400 faculty members and 14,000 students.

In 1997, Rice also served on the Federal Advisory Committee on Gender-Integrated Training in the Military.

Rice currently serves on the boards of C3.ai, an AI software company; and Makena Capital Management, a private endowment firm. In addition, she is Vice Chair of the Board of Governors of the Boys & Girls Clubs of America and a trustee of the Aspen Institute.

An active proponent of an extended learning day through after-school programs, Rice in 1991 co-founded the Center for a New Generation. CNG is an innovative, after-school academic enrichment program for students in East Palo Alto and East Menlo Park, Calif. CNG has since merged with and expanded to several Boys & Girls Clubs of America chapters around the country.

Born in Birmingham, Ala., Rice earned a bachelor's degree in political science, cum laude and Phi Beta Kappa, from the University of Denver before receiving a master's degree in the same subject from the University of Notre Dame. She went on to earn a Ph.D. in political science from the Graduate School of International Studies at the University of Denver.

A Fellow of the American Academy of Arts & Sciences, Rice has been awarded 15 honorary doctorates.

**SIR LEWIS HAMILTON****OWNER**

Sir Lewis Hamilton is in his third season as an owner of the Denver Broncos in 2024 as part of the Walton-Penner Family Ownership Group. A fierce advocate for global equality and seven-time World Champion, Hamilton is considered the most successful Formula One driver of all time. In addition to his record-tying seven World Championships, he holds F1 career marks for wins, pole positions and podium finishes.

Currently competing for Mercedes-Benz, Hamilton finished either first or second in eight of his first nine seasons racing with the team. This includes an unprecedented six World Championships in a seven-year span from 2014-20.

Hamilton made his F1 debut in 2007 with McLaren and turned in one of the most remarkable rookie performances in history, finishing as runner-up in the World Drivers' Championship by a single point. A year later, he became the then-youngest Formula One World Champion in history after totaling five victories and 10 podium finishes.

In addition to his dominance on the racetrack, Hamilton has also become a prominent advocate in support of activism to combat racism and push for increased diversity in motorsport.

Named one of TIME magazine's "100 most influential people in the world" in 2020, Hamilton also was recognized as the inaugural recipient of the 2021 Laureus Athlete Advocate of the Year Award for his involvement in the fight against racism.

In June 2020, he established the Hamilton Commission with the Royal Academy of Engineering to find ways in which motorsport can engage more youth from Black backgrounds. The partnership provides opportunities to employ candidates in motorsport as well as throughout the fields of science, technology, engineering and mathematics (STEM).

Building on the recommendations of the Hamilton Commission, he launched Mission 44, a charitable foundation created to empower youth from underserved communities and help achieve their ambitions in wider society. Specifically, the foundation supports organizations and programs that narrow the gap in employment and education.

Born in Stevenage, Hertfordshire, England, Hamilton was knighted by the Prince of Wales in the 2021 New Year Honours for his services to motorsport. He became just the fourth grand prix driver to be knighted and the first to be awarded the honor while still competing.

Hamilton has maintained a residence in Colorado for many years, spending time in the state during the winter months and racing offseason.

**DAMANI LEECH****PRESIDENT**

Damani Leech enters his third season as president of the Denver Broncos in 2024 after he was named to that position by Owner & CEO Greg Penner on Aug. 11, 2022.

Reporting directly to Penner, Leech is a highly respected sports executive and innovator with over 25 years of experience at both the professional and collegiate levels. He joined the Broncos after serving as chief operating officer of NFL International for the prior three seasons as part of eight years at the league office.

Leech leads the business operations of the Broncos and Stadium Management Company, which operates Empower Field at Mile High. Collaborating with the ownership group and the Broncos' Executive Team, he maintains a presence at both Broncos Park Powered by CommonSpirit and Empower Field at Mile High with responsibilities focused on business development, fan engagement and organizational innovation.

Leech's role with the Broncos includes oversight of all areas pertaining to the fan experience, revenue generation, finance, corporate partnerships, ticketing, facilities and stadium management, information technology, communications, marketing and community development. He has placed significant emphasis on increased collaboration throughout the organization, as well as enhancing employee communications.

During his second year with the team, Leech worked hand-in-hand with the Walton-Penner Family Ownership Group to announce a new training facility on the existing Broncos Park Powered by CommonSpirit site in Englewood in November 2023. The complex will feature more than 205,000 square feet across three floors, including 21,000-plus square feet of player space — approximately one-third larger than the existing space — for an expanded locker room, meeting rooms, sports performance areas and other areas.

Leech also assisted in the development and launch of the Broncos' new uniforms that were unveiled on April 22, 2024. Working with Owner Carrie Walton Penner and Nike, Leech assistant in

the design of the uniforms, which honor the storied tradition and history of the organization while also evolving for the future.

In conjunction with the Walton-Penner Family Ownership Group in 2022-23, Leech oversaw a \$100 million dollar renovation project to upgrade Empower Field at Mile High that was unveiled in August 2023. The renovation, which took under a year to complete since its announcement in December 2022, was the largest capital improvement in the history of the stadium and focused on enhancing videoboards, premium hospitality areas, technology, concessions, the team store and elevators.

In his first year as president, the Broncos were named a 2022 Front Office Sports 'Best Employer in Sports.' The award recognizes organizations within the sports industry that excel in leadership, commitment to diversity, equity & inclusion, employee relations and philanthropy.

Having garnered the distinction in back-to-back years in 2021 and '22, the Broncos are 1-of-2 professional sports franchises (Miami Dolphins, 2019-20) to earn the award consecutively. Denver was the only NFL franchise honored by Front Office Sports in 2022.

Immersing himself in the Denver community, Leech serves on the board of directors for the Boys & Girls Clubs of Metro Denver. The board provides fiscal management and strategic direction to the organization while helping young people realize their greatest potential.

A rising executive with the NFL since 2015, Leech spent the previous eight years in leadership positions at the league office with a key role in growing the game internationally as well as through business development and strategy initiatives. He joined the NFL after more than 17 years of experience at the NCAA national office in Indianapolis.

Serving as COO of NFL International from 2019-22, Leech oversaw all of the league's international operations in key markets—part of an international NFL fan base exceeding 200 million people—that include Australia, Africa, Brazil, Canada, China and Mexico. He guided the creation and execution of various NFL international initiatives, leading a diverse and talented team of more than 40 staff across offices in Toronto, Mexico City, Shanghai, Los Angeles and New York.

Additionally, Leech was heavily involved in the expansion of the NFL's International Games—as the League committed part of its expanded, 17-game season inventory to international games—as well as its International Player Pathway program to identify and develop elite international prospects who, as "local heroes" in their home countries, help the NFL grow fandom abroad.

Joining the NFL in 2015 as Vice President of Football Strategy and Business Development, Leech spent five years developing strategies and innovations that positioned football for future growth and enhancements. Working collaboratively across various departments, Leech led the development of numerous programs to drive growth for the league, including its Football Quality Index, expanded distribution of Next Gen Stats, the re-birth of the Pro Bowl Skills Showdown and leading the creation of a Future of Football committee of club representatives.

Beginning his career at the NCAA in 1998 as an intern, Leech progressively increased his responsibilities and ascended to its Managing Director of Championships role from 2013-15. In that role, he provided strategic oversight and direction for eight NCAA championships, including football, baseball and key Olympic sports, while managing the postseason bowl certification process.

Leech also was involved in fan development and engagement initiatives with the NCAA, including the rebranding of the College World Series and the development of a new \$140 million stadium to host college baseball's premiere event.

A Sports Business Journal "40 under 40 winner" in 2014, Leech received the NFL Commissioner's Award for helping launch the Black Engagement Network at the League office in 2018. He earned a bachelor of arts degree in public policy and international affairs from Princeton University in 1998 before receiving a master of arts degree in higher education administration from Indiana University in 2004.

At Princeton, Leech was a three-time first-team All-Ivy League selection as a defensive back who earned third-team All-America honors.

A native of Tacoma, Wash., Leech is married to Dr. Tamara Leech with two daughters: Brianna and Simone.





GEORGE PATON

GENERAL MANAGER

George Paton, a 28-year personnel executive with a wealth of NFL experience overseeing year-round personnel transactions, enters his fourth season as general manager of the Denver Broncos. He was hired on Jan. 13, 2021.

In his first three seasons at the helm, Paton (pronounced: Peyton) has drafted a total of 31 players (20 offense, 11 defense) in the NFL Draft. Paton's draft selections have combined to appear in 480 career games (213 starts), with 15 players starting at least one game in their NFL career.

With the Broncos' first pick in the 2023 NFL Draft (Rd. 2, Pick 32), Paton selected wide receiver Marvin Mims Jr., who earned second-team All-Pro and Pro Bowl accolades as a rookie. Mims became just the fifth Bronco's rookie to be named to the Pro Bowl and the second to be named an Associated Press All-Pro (second-team) and Pro Bowler in the same season.

Cornerback Pat Surtain II, whom Paton drafted with his very first pick as general manager in 2021 (Rd. 1, Pick 9), has collected numerous accolades through his first three seasons. Surtain was named a Pro Bowl starter twice (2022, '23), a first-team selection on the Players' All-Pro team twice (2023, '23) and Associated Press first-team All-Pro once (2022).

Following his first season with the team, Paton, along with the football personnel department, was awarded the Best Draft Award during the 13th annual Inside the League Combine Seminar. The Broncos became the fifth team—and second AFC club—to garner the distinction since its inception in 2017.

With his first two draft selections as general manager, Paton selected Surtain and running back Javonte Williams (Rd. 2, Pick 35). In addition to winning NFL Rookie of the Week honors in Week 9 and 14, respectively, both Surtain and Williams were named to the Pro Football Writers of America (PFWA) All-Rookie Team following their inaugural campaigns.

Prior to the Broncos, Paton most recently served as Minnesota's Vice President of Player Personnel/Assistant General Manager. During his 14 seasons with the Vikings, he worked directly with General Manager Rick Spielman on all salary cap and player acquisition decisions in addition to helping establish the team's analytics department.

Paton earned two formal promotions with the Vikings, holding titles of Director of Player Personnel (2007-11) and Assistant General Manager (2012-20) before adding the Vice President of Player Personnel role in 2018. Prior to joining Minnesota, he spent six seasons as Director of Pro Personnel with Miami (2001-06), working with Head Coach Nick Saban during his final two years with the team.

Paton started his NFL career with Chicago in 1997 as a scouting assistant, ascending to Pro Scout from 1998-99 and Assistant Director of Pro Personnel from 2000-01 before joining Spielman in Miami.

In Paton's 14 seasons with Minnesota (2007-20), the Vikings made six playoff appearances— with six different starting quarterbacks—while winning four division titles and advancing to a pair of NFC Championship Games. He played a key role in the Vikings' acquisition of 22 Pro Bowlers through the draft (15), college free agency (2), veteran free agency (4) and trade (1) during his time in Minnesota.

No team selected more future Pro Bowlers (13) than the Vikings from 2011-20. Those acquisitions included wide receiver Justin Jefferson (2020), running back Dalvin Cook (2017), defensive end Danielle Hunter (2015), wide receiver Stefon Diggs (2015), linebacker Anthony Barr (2014), cornerback Xavier Rhodes (2013) and safety Harrison Smith (2012).

Of the 15 first-round selections by the Vikings during Paton's involvement with the team's draft (2008-20), four rookies were chosen to the Pro Bowl—including Offensive Rookie of the Year Percy Harvin in 2009—while 14 players became primary starters in their initial seasons. The Vikings made 26 first-, second- or third-round draft picks from 2012-2020 with an NFC-best 92.3% of those players still playing in the NFL in 2020.

Paton has also displayed an ability to find impact players such as Cook (2nd round- 2017), linebacker Eric Kendricks (2nd round – 2015), Hunter (3rd round – 2015), wide receiver Adam Thielen (CFA- 2013), tight end Kyle Rudolph (2nd round – 2011) and defensive end Everson Griffen (4th round- 2010) outside of the first round.

Coming off the second-best record in the NFC (50-29-1, .631) from 2015-2019, the Vikings retooled their roster in 2020 and used 15 selections—an NFL record for a seven-round draft. Minnesota's draft haul included Jefferson, who was the only offensive rookie Pro Bowler this year after setting the NFL single-season rookie record for receiving yards (1,400). Jefferson was selected 22nd overall and with one of four picks that were acquired from Buffalo in an offseason trade for Diggs.

In the five seasons preceding 2020, Minnesota earned three playoff appearances (2015, '17 & '19) and made the 2017 NFC Championship Game. Paton helped build three playoff teams during that span quarterbacked by Bridgewater (2015), Sam Bradford/Case Keenum (2017) and Kirk Cousins (2019).

Following a berth in the NFC Championship and a 13-win season in 2017, Minnesota was aggressive in signing unrestricted free-agent Cousins to a three-year contract. He was named to the Pro Bowl during his second season with the team in 2019 and is the league's seventh-rated passer (103.6 rtg.) during the last three seasons.

Bridgewater, who was selected with the last pick of the first-round in the 2014 NFL Draft, led the Vikings to the postseason with an NFC North title and an 11-5 regular-season record in 2015. He would suffer a career-threatening knee injury during training camp in 2016, leading to Minnesota's front office trading for Bradford during training camp.

In 2012, the Vikings made their first of four playoffs appearances in the decade behind second-year quarterback Christian Ponder. Paton was also instrumental in the building of back-to-back NFC North Champions in 2008 and '09 as the Vikings won the second-most games (22) in the NFL during that span.

Quarterback Brett Favre, who was signed as a street free agent and chosen to his 11th career Pro Bowl in 2009, piloted the team to a 12-4 record and a spot in the NFC Championship Game. In 2008, Paton assisted in trading for defensive end Jared Allen, who would go on to make four Pro Bowls with the Vikings. Quarterbacks Gus Frerotte and Tarvaris Jackson split time as starters as the club would win 10 games that season.

Paton was a four-year letter winner as a defensive back at UCLA from 1988-91 before playing professionally in Italy and Austria. He began his career as head coach of the sophomore football team at his alma mater Loyola High School in Los Angeles.

Paton, 51, and his wife, Barbara, have two children: Bella and Beau.

BRONCOS ALL-TIME TOP PERSONNEL EXECUTIVES

George Paton, who was named general manager of the Broncos on Jan. 13, 2021, is the club's 15th top personnel executive since the franchise's first year in 1960.

<u>Executive</u>	<u>Title</u>	<u>Year(s)</u>
Dean Griffing	General Manager	1960-61
Jack Faulkner	General Manager/Head Coach	1962-64
Fred Gehrke	Director of Player Personnel	1965-66
Lou Saban	General Manager/Head Coach	1967-71
John Ralston	General Manager/Head Coach	1972-76
Fred Gehrke	Vice President—General Manager	1977-80
Grady Alderman	General Manager	1981-82
Hein Poulus	Vice President—General Manager	1983
John Beake	General Manager	1984-98
Neal Dahlen	General Manager	1999-2001
Ted Sundquist	General Manager	2002-07
Jim Goodman	V.P. of Football Ops./Player Personnel	2008
Brian Xanders	General Manager	2009-10
John Elway	Exec. V.P. of Football Ops./GM	2011-20
George Paton	General Manager	2021-pres.



SEAN PAYTON

HEAD COACH



Sean Payton enters his second season with the Denver Broncos after being named the 20th head coach in franchise history on Feb. 3, 2023.

A 35-year coaching veteran, Payton has accrued 25 seasons of NFL experience. Prior to joining Denver, he served as head coach of the New Orleans Saints for 15 seasons (2006-11, '13-21) while also spending time with the Dallas Cowboys (2003-05), New York Giants (1999-2002) and Philadelphia Eagles (1997-98).

In his career, Payton's 160 regular-season wins ties him for the fourth-most among active head coaches, trailing only Andy Reid (258), Mike Tomlin (173), and Mike McCarthy (167). He has produced nine seasons with 10-or-more wins and led New Orleans to the No. 1 seed in the NFC on two occasions (2009, '18).

Payton has also found success in the postseason, being just 1-of-7 active head coaches to have won a Super Bowl, joining Reid (3), John Harbaugh (1), McCarthy (1), Sean McVay (1), Tomlin (1) and Doug Pederson (1). His nine wins in the playoffs ranks fourth among active head coaches, behind Reid (26), Harbaugh (12) and McCarthy (11).

In his first year with Denver in 2023, Payton led the Broncos to their best record since 2016 as the club finished with an 8-9 record, including 3-3 in the AFC West. Denver also swept a division opponent for the first time since 2019 and picked up its first win against Kansas City since 2015 under his leadership.

The Broncos had two players named Associated Press second-team All-Pro in Payton's first season, with safety Justin Simmons being selected as an All-Pro for the fourth time and kick returner Marvin Mims Jr. earning that status for the first time. Simmons and cornerback Pat Surtain II also made their second career trips to Pro Bowl in 2023 while Mims was named a Pro Bowler for the first time in his career.

Payton was able to construct an efficient passing game in 2023, orchestrating an offense that completed 65.7 percent of its throws while totaling 28 touchdowns through the air and finished with a 96.7 passer rating (all three marks were the highest by the team since 2014). He also helped wide receiver Courtland Sutton record 10 receiving touchdowns, which made him the first Broncos player since 2014 to tally double-digit touchdown catches in a season.

Denver's offense made strides in the red zone under Payton in 2023, ranking fourth in the league in passing touchdowns in the red zone (22) while also ranking sixth in points scored from inside the 20-yard line (311). The Broncos were also able to find their rhythm early on in games, scoring six first-possession touchdowns during the season, which was tied for the third-most among NFL teams.

During his 15-year run with New Orleans, Payton led the Saints to nine playoff berths, seven NFC South titles and a World Championship in 2009 after defeating the Colts 31-17 in Super Bowl XLIV. He posted a 152-89 (.631) regular-season record and totaled nine postseason wins during his tenure, leaving the club with the most wins and highest winning percentage in franchise history.

Presiding over one of the NFL's most productive offenses, the Saints led the league in net yards six times (2006, '08-09, '11, '14, '16) and registered the top scoring offense in back-to-back years from 2008-09. New Orleans produced a Top-10 scoring offense 12 times in a 15-year span from 2006-20.

From 2006-21, the Saints led the league in passing attempts (9,719), completions (6,630), completion percentage (68.2), net passing yards (72,079), passing touchdowns (536), passer rating (100.2), passing first downs (3,688), third down conversions (1,517), third down percentage (45.5), touchdowns (854) and yards per game (392.4). New Orleans also ranked near the top of the league in total first downs (5,853, 2nd), rushing touchdowns (271, 2nd) and points per game (27.6, 2nd).

Payton coached 12 different players to a combined 15 Associated Press first-team All-Pro selections while in New Orleans, including guard Jahri Evans (3) and wide receiver Michael Thomas (2), who earned multiple All-Pro nods. Under his watch, 26 players earned a total of 68 Pro Bowl selections, with quarterback Drew Brees (11), defensive end Cameron Jordan (7), Evans (5) and running back Alvin Kamara (5) garnering at least five Pro Bowl honors.

COACHING EXPERIENCE

26th NFL Season (2nd with Broncos)

Denver Broncos	
Head Coach	2023-24
New Orleans Saints	
Head Coach	2006-21
Dallas Cowboys	
Asst. Head Coach & Quarterbacks	2003-05
New York Giants	
Offensive Coordinator	2000-02
Quarterbacks	1999
Philadelphia Eagles	
Quarterbacks	1997-98
University of Illinois	
Quarterbacks	1996
Miami (Ohio) University	
Offensive Coordinator	1994-95
San Diego State University	
Running Backs	1992-93
Offensive Assistant	1988-89
Indiana State University	
Running Backs & Wide Receivers	1990-91

PRO BOWL PLAYERS COACHED BY PAYTON

PLAYER	POS.	PB	YRS.	PLAYER	POS.	PB	YRS.
Terron Armstead	T	3	2018-20	Wil Lutz	K	1	2019
Drew Brees	QB	11	2006, '08-11, '13-14, '16-19	Marvin Mims	KR	1	2023
Jammal Brown	T	2	2006, '08	Carl Nicks	T	2	2010-11
Jermon Bushrod	T	1	2011	Andrus Peat	T	3	2018-20
Jared Cook	TE	1	2019	Darren Sharper	DB	1	2009
Jahri Evans	G	5	2009-11, '13-14	Jeremy Shockey	TE	1	2002
Jonathan Goodwin	G	1	2009	Justin Simmons	S	1	2023
Jimmy Graham	TE	3	2011, '13-14	Will Smith	DE	1	2006
J.T. Gray	DB	1	2021	Jon Stinchcomb	T	1	2009
Ben Grubbs	G	1	2013	Ron Stone	G	2	2000-01
Roman Harper	DB	2	2009-10	Pat Surtain II	CB	1	2023
Deonte Harty	WR	1	2019	Michael Thomas	WR	3	2017-19
Mark Ingram	RB	2	2014, '17	Max Unger	C	1	2018
Cameron Jordan	DE	7	2013, '15, '17-21	Jonathan Vilma	LB	2	2009-10
Alvin Kamara	RB	5	2017-21	Larry Warford	G	3	2017-19
Marshon Lattimore	CB	4	2017, '19-21	TOTALS (31 PLAYERS, 13 POSITIONS, 74 PRO BOWLS)			

Playing 15 seasons in Payton's offense, Brees posted Pro Football Hall of Fame numbers, completing 6,017-of-8,742 passes (68.8%) for 68,010 yards with 491 touchdowns and 190 interceptions (101.5 rtg). In that 15-year period, Brees ranked first in completions, completion percentage, passing yards and passing touchdowns, while posting the fifth-highest passer rating.

Brees passed for at least 4,000 yards in 11 seasons (2006-11; '13-17) and passed for 5,000 yards in four of those years under Payton. He was named the Sporting News Player of the Year in consecutive years (2008-09) and nabbed Associated Press Offensive Player of the Year honors twice (2008, '11).

In addition to winning Super Bowl XLIV, Payton's tenure in New Orleans was highlighted by winning four consecutive NFC South titles from 2017-20. The Saints were the only NFC South team—and third NFC franchise—since the divisional realignment in 2002 to capture four straight division titles.

New Orleans recorded at least 11 wins in each of those four seasons and accumulated a 49-15 (.766) record. The club capped the four-year run by going 12-4 in 2020 and clinching its fourth straight playoff berth for the first time in team history.

Despite missing Brees for five contests due to injury, Payton coached the 2019 Saints to a 13-3 mark while setting the NFL record for fewest turnovers (8) in a single season. Quarterback Teddy Bridgewater started in place of Brees from Weeks 3-7 and passed for 1,205 yards on 115-of-165 passing (69.7%) with nine touchdowns and two interceptions (103.7 rtg).

From 2009-13, Payton led New Orleans to playoff appearances in four of the five seasons, including three straight from 2009-11. He guided the Saints back to the postseason in 2013 after finishing the regular season with an 11-5 record and a perfect 8-0 mark at home for the second time in three years.

In 2011, the Saints' offense produced a record-setting year, totaling a single-season NFL record 7,474 net yards along with 547 points, which was the fourth-highest total at the time. Brees also set single-season NFL records at the time for completions (468), completion percentage (71.2) and passing yards (5,476).

En route to a Super Bowl title in 2009, Payton guided New Orleans to a 13-3 record and its second NFC South title in four seasons. The 13 wins set a franchise record for most regular-season victories in a single season.

The Saints, who began the 2009 season on a 13-game winning streak, finished the year with the NFL's top-ranked offense for the second straight year. The defense produced the third-most interceptions (26) and returned a league-leading five picks for touchdowns.

Following a first-round bye, New Orleans averaged 35.6 points in postseason play and scored 30 or more points in all three games. The Saints scored a franchise-record 45 points against Arizona, beating the Cardinals 45-14 in the divisional round.

After beating Minnesota 31-28 in the NFC Championship Game, New Orleans went on to defeat Indianapolis 31-17 in Super Bowl XLIV.

On Jan. 18, 2006, Payton was hired as the 14th head coach in Saints history. In his first season at the helm, Payton guided New Orleans to a 10-6 record and its first division title since 2000.

Prior to New Orleans, Payton spent three seasons (2003-05) as the assistant head coach and quarterbacks coach with the Dallas Cowboys under Pro Football Hall of Fame inductee Bill Parcells.

Dallas amassed a 25-23 (.521) record during his three seasons there and made one postseason appearance. Payton worked with three different starting quarterbacks during his tenure, coaching Quincy Carter (2003), Vinny Testaverde (2004) and Drew Bledsoe (2005).

SEAN PAYTON ACHIEVEMENTS

ALL-TIME NFL HEAD COACHING RECORDS

ALL-TIME REGULAR SEASON WINS

Name	Team	Record
Don Shula	Bal./Mia	328-159-6
George Hallas	Chi.	318-148-31
Bill Belichick	Cle./N.E.	302-165-0
Andy Reid	Phi./K.C.	258-144-1
Tom Landry	Dal.	250-162-6
Curly Lambeau	G.B./Crd./Was.	226-132-22
Paul Brown	Cle./Cin.	213-104-9
Marty Schottenheimer	Four Teams	200-126-1
Chuck Noll	Pit.	193-148-1
Dan Reeves	Den./NYG/Atl.	190-165-2
Chuck Knox	LAR/Buf./Sea.	186-147-1
Mike Tomlin	Pit.	173-100-2
Jeff Fisher	Ten./LAR	173-165-1
Bill Parcells	Four Teams	172-130-1
Pete Carroll	NYJ/N.E./Sea.	170-120-1
Mike Shanahan	Oak./Rai./Was.	170-138-0
Tom Coughlin	Jac./NYG	170-150-0
Mike McCarthy	G.B./Dal.	167-102-2
Mike Holmgren	G.B./Sea.	161-11-0
Sean Payton	N.O./Den	160-98-0

ALL-TIME POSTSEASON WINS

NAME	TEAMS	RECORD
Bill Belichick	Cle./N.E.	31-13
Andy Reid	Phi./K.C.	26-16
Tom Landry	Dal.	20-16
Don Shula	Bal./Mia	19-17
Joe Gibbs	Was.	17-7
Chuck Noll	Pit.	16-8
Mike Holmgren	G.B./Sea.	13-11
Tom Coughlin	Jac./NYG	12-7
John Harbaugh	Bal.	12-10
Bill Cowher	Pit.	12-9
Dan Reeves	Den./NYG/Atl.	11-9
Bill Parcells	Four Teams	11-8
Pete Carroll	NYJ/N.E./Sea.	11-11
Mike McCarthy	G.B./Dal.	11-11
Marv Levy	K.C./Buf.	11-8
Bud Grant	Min.	10-12
George Seifert	S.F./Car.	10-5
Bill Walsh	S.F.	10-4
Paul Brown	Cle./Cin.	9-8
Sean Payton	N.O./Den	9-8
Tony Dungy	T.B./Ind.	9-10
John Madden	Oak	9-7
Vince Lombardi	G.B./Was.	9-1
Jimmy Johnson	Dal./Mia	9-4

TOTAL WINS (REG. SEASON + PLAYOFFS), ACTIVE HEAD COACHES

Name	Total wins
Andy Reid	284
Mike Tomlin	181
Pete Carroll	181
Mike McCarthy	178
John Harbaugh	172
Sean Payton	169

DIVISION TITLES (SINCE 1970)

Name	Division titles
Bill Belichick	17
Andy Reid	14
Tom Landry	13
Don Shula	12
Bud Grant	9
Chuck Noll	9
Bill Cowher	8
Mike Holmgren	8
Mike McCarthy	8
Marty Schottenheimer	8
Sean Payton	7
Chuck Knox	7
John Madden	7
Mike Tomlin	7

LONGEST WIN STREAKS

(SINCE 1970)

Head Coach	Teams	Year(s)	Games
Dungy/Caldwell	Indianapolis	2008-09	23
Belichick	New England	2006-08	21
Rivera	Carolina	2014-15	18
Belichick	New England	2003-04	18
Fox	Denver	2012-13	17
Cowher	Pittsburgh	2004-05	16
Shula	Miami	1983-84	16
Shula	Miami	1971-73	16
Shanahan	San Francisco	2022-23	15
McCarthy	Green Bay	2010-11	15
Seifert	San Francisco	1989-90	15
Harbaugh	Baltimore	2019-20	14
Shanahan	Denver	1997-98	14
Madden	Oakland	1976-77	14
Payton	New Orleans	2009	13
Fisher	Tennessee	2007-08	13
Dungy	Indianapolis	2005	13
Parcells	N.Y. Giants	1989-90	13
Ditka	Chicago	1984-85	13
Grant	Minnesota	1974-75	13

SEAN PAYTON ACHIEVEMENTS (CONT.)

OFFENSES UNDER PAYTON

MOST OFFENSIVE TDs IN A 16-YEAR PERIOD PER NFL TEAM

Team	Years	TDs
New Orleans	2006-2021	807
New England	2006-2021	782
San Francisco	1983-1997	764
Green Bay	2007-2022	746
Indianapolis	1999-2014	705

MOST POINTS SCORED IN A SINGLE SEASON (SINCE 1970)

Team	Year	Points
Denver	2013	606
New England	2007	589
Kansas City	2018	565
Green Bay	2011	560
New England	2012	557
Minnesota	1998	556
New Orleans	2011	547
Washington	1983	541
Atlanta	2016	540
St. Louis	2000	540

MOST TOUCHDOWNS SCORED IN A SINGLE SEASON (SINCE 1970)

Team	Year	TDs
Denver	2013	76
New England	2007	75
Kansas City	2018	71
Green Bay	2011	70
Miami	1984	70
New England	2012	67
St. Louis	2000	67
Green Bay	2020	66
New Orleans	2011	66
Indianapolis	2004	66
St. Louis	1999	66
San Francisco	1994	66

TOTAL YARDS GAINED IN A SINGLE SEASON

Team	Year	Yards
New Orleans	2011	7,474
Denver	2013	7,317
St. Louis	2000	7,075
Kansas City	2022	7,032
Miami	1984	6,936

FEWEST TURNOVERS IN A SINGLE SEASON (SINCE 1970)

Team	Year	Turnovers
New Orleans	2019	8
San Francisco	2011	10
New England	2010	10
Green Bay	2020	11
Seattle	2018	11
Kansas City	2017	11
Atlanta	2016	11
New England	2016	11

HIGHEST COMP. % IN A SINGLE SEASON, ALL NFL TEAMS

Team	Year	Comp. %
New Orleans	2018	73.4
New Orleans	2017	72.0
New Orleans	2019	71.9
New Orleans	2011	71.3
New Orleans	2020	70.9

FEWEST TURNOVERS IN A SINGLE SEASON (SINCE 1970)

Team	Year	Turnovers
New Orleans	2019	8
San Francisco	2011	10
New England	2010	10
Green Bay	2020	11
Seattle	2018	11
Kansas City	2017	11
Atlanta	2016	11
New England	2016	11

HIGHEST THIRD DOWN PERC. IN A SINGLE SEASON

Team	Year	Third Down %
New Orleans	2011	56.7
Indianapolis	2006	56.1
Baltimore	1976	54.5
Cincinnati	1982	54.1
Buffalo	1980	52.9

PASSING TOUCHDOWNS IN A SINGLE SEASON (SINCE 1970)

Team	Year	Passing TDs
Denver	2013	55
Green Bay	2011	51
Indianapolis	2004	51
Kansas City	2018	50
New England	2007	50
Miami	1984	49
Green Bay	2020	48
New Orleans	2011	46
Miami	1986	46
San Francisco	1987	44

PASSING YARDS IN A SINGLE SEASON (SINCE 1970)

Team	Year	Passing Yards
Denver	2013	5,444
New Orleans	2011	5,347
St. Louis	2000	5,232
Tampa Bay	2021	5,229
Tampa Bay	2018	5,125
New England	2011	5,084
New Orleans	2016	5,074
Kansas City	2022	5,062
Miami	1984	5,018
Pittsburgh	2018	5,008
New Orleans	2012	4,997
New Orleans	2008	4,977
New Orleans	2015	4,970
Kansas City	2018	4,955
Detroit	2012	4,927

MOST WINS BY A HEAD COACH-QUARTERBACK DUO, NFL HISTORY

Head Coach Sean Payton and former Saints quarterback Drew Brees are tied for the second-most wins among head coaching-quarterback duos in NFL history with 144 wins. Only former Patriots Head Coach Bill Belichick and quarterback Tom Brady have totaled more wins with 249 wins.

Head Coach	Quarterback	Team	Wins
Bill Belichick	Tom Brady	New England	249
Sean Payton	Drew Brees	New Orleans	144
Mike Tomlin	Ben Roethlisberger	Pittsburgh	144
Don Shula	Dan Marino	Miami	122
Chuck Noll	Terry Bradshaw	Pittsburgh	121

Preceding his time with the Cowboys, Payton spent four seasons with the New York Giants, performing the role of quarterbacks coach (1999) and offensive coordinator (2000-02). The Giants collected a 36-28 (.563) record during his four seasons and won double-digit games in 2000 and 2002.

Payton was part of a coaching staff that led the Giants to Super Bowl in 2000 and a 12-4 record. The Giants beat Philadelphia 20-10 in the NFC Divisional round and Minnesota 41-0 in the NFC Conference Championship before losing to the Baltimore 34-7 in Super Bowl XXXV.

Payton began his NFL coaching career with the Philadelphia Eagles, where he served as quarterbacks coach for two seasons from 1997-98. He coached Koy Detmer, Bobby Hoying and Rodney Peete, who all appeared in double-digit games during those two seasons.

Before the NFL, Payton coached nine seasons at the collegiate level (1988-1996), working for four institutions. He was quarterbacks coach for the University of Illinois (1996) after serving as offensive coordinator at Miami University (OH) from 1994-95.

In his second stint at San Diego State (1992-93), Payton performed the role of running backs coach, where he worked with Heisman Trophy runner up and Pro Football Hall of Fame running back Marshall Faulk. Payton spent the 1990 and 1991 seasons at Indiana State University, coaching running backs and wide receivers.

Payton began his coaching career in 1988, where he served as an offensive assistant for the Aztecs for two seasons.

The three-time Associated Press All-American selection played professionally in 1987 following four seasons at Eastern Illinois University from 1982-86. He had stints with the Chicago Bears, Chicago Bruins (Arena Football League) and Ottawa Rough Riders (Canadian Football League).

During his time at Eastern Illinois, Payton played quarterback and totaled 10,665 passing yards in his career, which, at the time, was the third-largest total in NCAA Division-I history. He was inducted into the Eastern Illinois Hall of Fame in 2000 and had his jersey retired during a ceremony in 2010.

Payton earned a bachelor's degree in communications from Eastern Illinois and received an honorary doctorate from his alma mater in 2013. Born Dec. 29, 1963, in San Mateo, Calif., Sean Payton is married to Skylene. He has one daughter, Meghan, and one son, Connor.



COACHING STAFF



VANCE JOSEPH

DEFENSIVE COORDINATOR

Vance Joseph enters his fourth season with the Denver Broncos in 2024 after being named defensive coordinator on Feb. 25, 2023. This marks his second stint with the Broncos after previously serving as the team's head coach for two seasons from 2017-18.

With 25 years of cumulative coaching experience at the professional and collegiate levels, Joseph re-joined the Broncos after working as defensive coordinator for Arizona from 2019-22. His other NFL stops include Miami (2016), Cincinnati (2014-15), Houston (2011-13) and San Francisco (2005-10).

In his first year back with Denver, Joseph helped oversee a defensive turnaround midseason which ranked them second in third down conversion percentage (30.4) and seventh in points allowed per game (19.4) from Week 7 through the rest of the year. The defense also helped the Broncos to a five-game winning streak from Weeks 7-12, where they totaled a league-best 16 takeaways in that stretch—the most by the team in a five-game stretch since 2005.

Under Joseph, cornerback Pat Surtain II and safety Justin Simmons were voted to their second career Pro Bowls while Simmons was also named second-team Associate Press All-Pro for the fourth time in his career. Simmons was just 1-of-5 safeties last season to record at least one sack, one interception, one forced fumble and one fumble recovery while Surtain II became the first Bronco to total double-digit passes defended in each of his first three seasons.

In Joseph's four seasons in Arizona from 2019-22, the Cardinals' defense ranked in the Top-10 in forced fumbles (62—T-2nd), tackles for loss (342—4th), fumble recoveries (43—T-4th) and sacks (165—T-8th).

While serving as the Cardinals' defensive coordinator, Joseph oversaw the development of safety Budda Baker, who earned two Associated Press All-Pro selections (2020-21) and four Pro Bowl nods (2019-22). Outside linebacker Chandler Jones also thrived in Joseph's defense, receiving an AP All-Pro selection in 2019 and two Pro Bowl honors in 2019 and '21.

Defensive end J.J. Watt, who played his final NFL season under Joseph in 2022, posted double-digit sacks (12.5) for the first time since 2018. His 12.5 sacks ranked tied for fourth among all players in the NFC.

In 2021, Joseph led a defense that ranked in the Top-10 in multiple categories, including fumbles recovered (14—T-1st), rushing touchdowns allowed (10—T-3rd), takeaways (27—7th) and passing yards allowed (214.4 ypg—7th). Baker earned his second All-Pro honor after producing the most interception return yards (101) in the NFL while ranking tied for fifth among safeties tackles for loss (6) and sacks (2).

Posting Top-10 finishes in numerous defensive categories in 2020, Arizona's unit tallied the fourth-most sacks (48), fifth-most tackles for loss (88), seventh-fewest rushing touchdowns allowed (13) and 10th-fewest passing yards (226.4 ypg). Joseph helped Baker earn his first All-Pro honor that season after he recorded 118 tackles (90 solo), two sacks (23 yds.), two interceptions (90 yds.), six passes defended and one forced fumble.

In his first season with the Cardinals in 2019, Joseph helped Jones to an All-Pro selection after he ranked tied for first in forced fumbles (8) and notched the second-most sacks (19) in the league.

As head coach of the Broncos from 2017-18, Joseph oversaw a team that featured a stout defense. The unit ranked tied for fifth in rushing scores allowed (20) and eighth in yards per game allowed (327.6) while producing a trio of defensive Pro Bowlers in cornerback Chris Harris (2018), outside linebacker Von Miller (2017-18) and cornerback Aqib Talib (2017).

Leading the Broncos for a second season in 2018, Joseph oversaw a team that produced four Pro Bowlers. In addition, he took the NFL's 22nd-ranked defense in 2017 (23.9 ppg) and helped the unit rank 12th in 2018 (21.8 ppg).

COACHING EXPERIENCE

20th NFL Season (4th with Broncos)

Denver Broncos	
Defensive Coordinator	2023-24
Head Coach	2017-18
Arizona Cardinals	
Defensive Coordinator	2019-22
Miami Dolphins	
Defensive Coordinator	2016
Cincinnati Bengals	
Defensive Backs	2014-15
Houston Texans	
Defensive Backs	2011-13
San Francisco 49ers	
Defensive Backs	2006-10
Assistant Defensive Backs	2005
Bowling Green State University	
Defensive Backs	2004
University of Colorado	
Defensive Backs	2002-03
Graduate Assistant	1999-2001
University of Wyoming	
Defensive Backs	2002 (Spring)

In 2017, Joseph helped the Broncos join Minnesota as the only two NFL teams to finish in the Top 5 in both pass defense (200.6 ypg—4th) and run defense (89.4 ypg—5th), which was a significant improvement for a defense that ranked 28th against the run prior to his arrival.

As defensive coordinator for Miami in 2016, Joseph oversaw a defense that played a key role in the Dolphins' return to the playoffs for the first time in eight seasons. Joseph's defense ranked fourth in the NFL on third down conversions (36.2%) while forcing the sixth-most negative plays (107) in the league.

The Dolphins won nine of their final 11 regular-season games in 2016 with Joseph's defense accounting for the fourth-most takeaways (21) in the NFL during that stretch. The Dolphins' two Pro Bowl selections came on the defensive side with defensive tackle Ndamukong Suh and defensive end Cameron Wake each having resurgent seasons under Joseph.

Joseph helped the Bengals to back-to-back playoff appearances as their defensive backs coach from 2014-15 under Head Coach Marvin Lewis, guiding a unit that contributed to a league-best 41 interceptions during that span. The Bengals were the only team to post more interceptions than touchdowns allowed (36) during that two-year stretch while holding opposing quarterbacks to the lowest combined passer rating (77.4) in the NFL.

Two veteran members of the Bengals' secondary made their first career Pro Bowls in 2015—cornerback Adam Jones and safety Reggie Nelson—as Cincinnati tied a team record for regular-season wins (12) and finished first in the AFC North Division.

During his first year as Cincinnati's defensive backs coach in 2014, Joseph's group helped the Bengals post the third-most interceptions (20) while allowing the third-fewest passing touchdowns (18) in the league. Four different Bengals defensive backs totaled multiple interceptions as part of a pass defense that ranked sixth in the league in yards per pass attempt (6.6).

Joseph coached defensive backs for three seasons (2011-13) in Houston under Head Coach Gary Kubiak, helping the Texans to three consecutive top-seven NFL rankings in overall defense. Joseph's secondary contributed to the team allowing the third-fewest passing yards per game (203.5) during that three-year stretch, helping Houston to its first two division titles in team history and playoff wins in 2011 and '12.

Joseph's first NFL coaching experience came with San Francisco, where he was hired as assistant defensive backs coach in 2005 before being promoted to defensive backs coach from 2006-10.

Before starting his NFL coaching career, Joseph spent a year coaching the secondary at Bowling Green State University in 2004. He helped the Falcons to a 9-3 record, a top-25 national ranking and a victory in the GMAC Bowl.

Joseph began his coaching career at the University of Colorado under Head Coach Gary Barnett in December 1999 as a graduate assistant. He served in that capacity through the 2001 season that culminated with the Buffs' Big 12 Championship and Fiesta Bowl appearance.

Joseph accepted a position coaching defensive backs at the University of Wyoming during the spring of 2002 before returning to CU in the same capacity that fall. The youngest full-time coach at Colorado at the time of his hire, Joseph worked with CU's secondary for two seasons (2002-03) before accepting a position at Bowling Green.

A three-year letterwinner as a quarterback at CU from 1990-94 and a member of its 1990 National Championship team, Joseph saw action in 30 games for the Buffs as a backup to All-Americans Darian Hagan and Kordell Stewart. Also a running back and special-teams standout for CU, he completed 34-of-61 career passes (55.7%) for 454 yards with four touchdowns in addition to rushing 50 times for 237 yards (4.7 avg.) with one touchdown during his collegiate career.

After signing with the New York Jets as a college free agent in 1995, Joseph converted to cornerback and started 6-of-13 games played as a rookie, totaling 21 tackles (17 solo), two interceptions (39 yds.) and five passes defended. He played four more games with Indianapolis in 1996 before competing with Denver during the 1997 preseason.

The Marrero, La., native starred at Archbishop Shaw (La.) High School, where he led his team to a 37-6 record in his three seasons as the starting quarterback and won Louisiana's 4A state championship as a sophomore. He garnered USA Today honorable-mention All-America honors as a senior and also lettered all four seasons in basketball.

Born on Sept. 20, 1972, Joseph and his wife, Holly, have a daughter, Nataly, and a son, Stone. Joseph's older brother, Mickey, a former quarterback at the University of Nebraska (1988-91), served as interim head coach at University of Nebraska in 2022.

PRO BOWL PLAYERS COACHED (15): S Budda Baker (2019-22), CB Chris Harris (2018), CB Walt Harris (2006), CB Adam Jones (2015), DE Chandler Jones (2019, '21), CB Johnathan Joseph (2011-12), LS Casey Kreiter (2018), RB Phillip Lindsay (2018), OLB Von Miller (2017-18), S Reggie Nelson (2015), S Justin Simmons (2023), DT Ndamukong Suh (2016), CB Pat Surtain II (2023), CB Aqib Talib (2017), OLB Cameron Wake (2016).



JOE LOMBARDI

OFFENSIVE COORDINATOR

Joe Lombardi enters his second season as offensive coordinator for the Denver Broncos in 2024. He was hired by the club on Feb. 25, 2023.

With 28 years of cumulative coaching experience, Lombardi spent the previous 18 seasons in the NFL with five teams. He most recently coached in Los Angeles, where he served as the Chargers' offensive coordinator from 2021-22.

Last season, Lombardi helped develop a Broncos' offense that ranked fourth in the NFL in red zone passing touchdowns (22) and sixth in red zone points scored (311) while also tying for the third-most touchdowns scored on their first possession (6). Denver also ranked in the Top-10 in fourth-down conversion percentage (66.0, 3rd), passer rating (96.7, 6th) and rushing plays of 10-or-more yards (54, T-10th). Denver's 65.7 completion percentage, 28 passing scores and 96.7 passer rating were the highest marks by the club in a season since the 2014 season.

Under Lombardi, wide receiver Courtland Sutton became the first Bronco since 2014 to record double-digit touchdown receptions in a season with 10 scores through the air.

In two seasons overseeing the Chargers' offense, Lombardi coordinated one of the most explosive groups in the NFL. The unit produced Top-10 rankings in numerous offensive categories, including completions (928—2nd), completion percentage (67.0—5th), net yards per game (374.8—5th), scoring offense (25.4 ppg—7th) and passing touchdowns (64—T-7th).

As offensive coordinator in 2022, Lombardi led a group that ranked third in passing yards per game (269.3) and ninth in total offense (359.3). Quarterback Justin Herbert passed for over 4,500 yards for the second consecutive season and set a career high in completion percentage (68.2).

That season, Lombardi's offense featured six pass catchers who tallied 500 or more receiving yards, including running back Austin Ekeler, who recorded the second-most such yards (722) among NFL rushers. Ekeler also posted a career-high 13 rushing touchdowns, which ranked tied for second in the league.

In his first season with the Chargers in 2021, Lombardi directed an offense that ranked first in the AFC in passing (282.4 ypg) and fourth in the NFL in total offense (390.2 ypg). Wide receiver Keenan Allen, Herbert, center Corey Linsley and tackle Rashawn Slater each earned Pro Bowl nods that season, with the latter three being tabbed as starters in the AFC.

The offense set single-season team records in first downs (401) and touchdowns (38) while producing the second-most fourth quarter points (181) by an NFL team in a single season. Only the 2013 Broncos scored more fourth-quarter points (183) in a single season.

Under Lombardi's guidance in 2021, Herbert set single-season franchise records in passing yards (5,014), passing touchdowns (38), completions (443) and games with 300-plus passing yards (9). He also became the first player in NFL history to throw for 5,000 yards and rush for 300 in the same season.

The Chargers' offense also featured Allen and wide receiver Mike Williams, who each eclipsed 1,000 receiving yards. Allen set a single-season franchise record in receptions (106), while Williams recorded five go-ahead touchdowns in the fourth quarter or overtime, representing the most by any NFL player in a single season.

Linsley and Slater garnered Associated Press second-team All-Pro honors in 2021, while Slater earned recognition from the Pro Football Writers of America as an All-AFC and All-Rookie selection. Additionally, Ekeler recorded a league-leading 20 touchdowns from scrimmage, including eight receiving scores to lead all NFL running backs.

Prior to the Chargers, Lombardi capped off his second stint with New Orleans, serving as quarterbacks coach from 2016-20. In each of those five seasons, the Saints' ranked Top-5 in scoring offense, including Top-3 on three occasions (2016, '18-19).

During the five-year period, Saints quarterbacks combined to rank first in passer rating (106.4) while posting a league-leading 2,027 completions and 71.6 completion percentage.

In between stints with the Saints, Lombardi spent two seasons as Detroit's offensive coordinator from 2014-15. Pro Football Hall of Fame wide receiver Calvin Johnson, quarterback Matthew Stafford and wide receiver Golden Tate were all named to the Pro Bowl in 2014, with Johnson and Tate becoming the first pair of Lions' pass catchers since 2006 to each record 1,000 receiving yards in the same season.

COACHING EXPERIENCE

19th NFL Season (2nd with Broncos)

Denver Broncos	
Offensive Coordinator2023-24
Los Angeles Chargers	
Offensive Coordinator2021-22
New Orleans Saints	
Quarterbacks2009-11, '16-20
Offensive Assistant2007-08
Detroit Lions	
Offensive Coordinator2014-15
Atlanta Falcons	
Defensive Assistant2006
Mercyhurst College	
Offensive Coordinator/Quarterbacks	...2002-05
N.Y. / N.J. Hitmen (XFL)	
Tight Ends & Running Backs2001
Bucknell University	
Def. Line/Strength & Conditioning2000
Virginia Military Institute	
Tight Ends/Tackle1999
University of Dayton	
Defensive Line1996-98

Spending seven years with New Orleans from 2007-13, Lombardi was an offensive assistant for his first two seasons (2007-08) before being promoted to quarterbacks coach for the final five (2009-13). As quarterbacks coach, the Saints tallied four double-digit win seasons, four playoffs berths and a victory in Super Bowl XLIV against the Colts.

From 2009-13, quarterback Drew Brees led all signal callers in completions (2,147), completion percentage (68.2), passing yards (24,823) and passing touchdowns (195). During that five-year span, Lombardi guided Brees to five Pro Bowl appearances, The Sporting News Player of the Year (2009), Super Bowl XLIV MVP (2009) and Associated Press Offensive Player of the Year (2011).

Lombardi broke into the NFL with Atlanta in 2006, working as a defensive assistant. He primarily worked with the defensive line, who amassed a combined 25.5 sacks that season.

Preceding his time in the NFL, Lombardi coached 11 combined seasons in the XFL and collegiate ranks. He began his coaching career at the University of Dayton (1996-98) before spending time with the Virginia Military Institute (1999), Bucknell University (2000), New York/New Jersey Hitmen (2001) and Mercyhurst College (2002-05).

A graduate of the United States Air Force Academy in 1994, Lombardi was a three-time letter-winning tight end for the Falcons. He also earned a varsity letter in lacrosse.

Lombardi went on to serve a four-year tour of active duty as a United States Air Force officer following graduation. An active contributor to military-supporting initiatives throughout his NFL career, Lombardi was named an NFL Salute to Service Award nominee by the Saints in 2018 and Chargers in 2021.

Joe Lombardi is a native of Seattle, Wash., and is the grandson of Pro Football Hall of Fame Coach and two-time Super Bowl Champion Vince Lombardi. Joe and his wife, Molly, have seven children.

PRO BOWL PLAYERS COACHED (8): WR Keenan Allen (2021), QB Drew Brees (2009-13, '16-19), QB Justin Herbert (2021), WR Calvin Johnson (2014-15), C Corey Linsley (2021), T Rashawn Slater (2021), QB Matthew Stafford (2014), WR Golden Tate (2014).



MIKE WESTHOFF

ASSISTANT HEAD COACH

Mike Westhoff enters his second season as assistant head coach for the Denver Broncos in 2024. He was hired by the club on Feb. 25, 2023.

A 46-year coaching veteran, Westhoff has accumulated 33 years of NFL experience with four clubs.

He previously spent two seasons (2017-18) with the New Orleans Saints, where he served as special teams coordinator.

In 2023, Westhoff helped oversee a special teams unit that ranked near the top of the league in multiple categories, including punt return average (16.3, 1st), punt return average against (6.3, 2nd), kickoff return average (24.9, 8th) and kickoff return average against (21.5, 9th). Westhoff also helped kick returner Marvin Mims Jr. flourish in his rookie year, averaging 16.4 yards per punt return and 26.5 yards per kickoff return en route to being named an Associated Press second-team All-Pro and Pro Bowler.

Westhoff oversaw the development of kick returner Marvin Mims Jr., who was named second-team Associated All-Pro and a Pro Bowler in 2023 after averaging 16.4 yards per punt return and 26.5 yards per kickoff return. He also helped kicker Wil Lutz have one of his best seasons, making 30-of-34 field goal attempts and 29-of-31 PATs for 119 points.

In Westhoff's two seasons in New Orleans, the Saints' special teams ranked fourth in the NFL in fewest punt return yards allowed (309) while posting the seventh-highest kickoff return average (23.5) and field goal percentage (89.4). New Orleans was also 1-of-11 teams in the two-year span to record a kickoff return for touchdown.

In 2018, Westhoff oversaw a special teams unit that ranked Top-10 in punt return yards against (60—1st), punt return average against (5.0—3rd) and kickoff return average (24.3—10th).

Joining the Saints in 2017, Westhoff made an immediate impact in New Orleans, helping the unit rank sixth in kickoff return average (22.9) and in average starting field position after kickoffs (25.6) that season. Kicker Wil Lutz made significant improvement in his second NFL season, leading the

COACHING EXPERIENCE

34th NFL Season (2nd with Broncos)

Denver Broncos Assistant Head Coach	2023-24
New Orleans Saints Special Teams Coordinator	2017-18
New York Jets Special Teams Coordinator	2001-12
Miami Dolphins Tight Ends & Special Teams	1986-2000
Arizona Outlaws (USFL) Offensive Line	1985
Baltimore/Indianapolis Colts Off. Line, Tight Ends & Special Teams	1982-84
Texas Christian University Offensive Line	1981
Northwestern University Offensive Line	1978-80
Indiana State University Defensive Line & Linebackers	1977
University of Dayton Offensive Line	1976
Indiana University Freshman Coach	1975
Graduate Assistant	1974

team with 140 points while connecting on 31-of-36 field goals (86.1), which, at the time, tied the franchise record for most field goals in a single season. Running back Alvin Kamara, who was in his rookie season, finished the year with a 31.5 kickoff return average, the highest in franchise history for a single season.

From 2001-12, Westhoff piloted the New York Jets' special teams unit and produced one of the league's best kickoff return groups. The Jets' 16 kickoff returns for touchdowns in the 13-year period under Westhoff were the most in the National Football League.

Seven different Jets returned kickoffs for touchdowns during Westhoff's tenure: running back Leon Washington (4), defensive back Justin Miller (3), wide receiver Brad Smith (3), running back Joe McKnight (2), running back Chad Morton (2), wide receiver Jonathan Carter (1) and wide receiver Jerricho Cotchery (1). McKnight set a team record for longest kickoff return touchdown (107 yards) in 2011, while seven different players combined to return 11 kicks for at least 90 yards with Westhoff at the helm.

Washington was elected to his first career Pro Bowl in 2008 after finishing sixth in the AFC in kick return average (25.6) and seventh in the AFC in punt return average (10.4). The Jets finished the 2008 campaign with the fourth-best average starting field position after a kickoff (29.6-yard line) in the NFL.

In 2007, Washington set a franchise record for most kickoff returns touchdowns in a single season (3) while ranking Top-10 in kickoff return yards (1,291—9th). Miller earned his only Pro Bowl nod in 2006 after averaging 28.3 yards per return while returning two kicks for touchdowns.

In 2003, the highly-regarded Jets special teams finished second in the NFL in kickoff return average (24.4) and fourth in average start (31.6).

In 2002, the Jets return teams scored four total touchdowns, two on both kickoff return and punt return, and placed first in punt return average (16.0) in the NFL. Westhoff's punt return team was also the only one in the NFL not to allow a return of 20 yards or more in 2002.

In 2001, the Jets special teams units earned a combined starting field position that ranked first in the NFL (kickoff coverage ranked fifth in average kickoff drive start – 26.6 yard line; kickoff returns ranked second in average kickoff drive start – 31.2 yard line). They also blocked two punts and returned both for touchdowns.

Westhoff came to the Jets after 15 years with the Miami Dolphins from 1986-2000. In his final year with the Dolphins, Westhoff was named "NFL Special Teams Coach of the Year" after his unit ranked Top-5 in both field goal percentage (90.3—3rd) and punt return average (13.3—4th).

In 1999, Dolphins kicker Olindo Mare was selected as an AP All-Pro and to the Pro Bowl as he drilled an NFL-best 39 field goals, tied for the third-highest total in NFL record books. In 1989, the Dolphins' players honored Westhoff's dedication and courage by awarding him the NFL's Ed Block Courage Award as he battled bone cancer. Despite the surgeries and treatments he endured, he continued to coach full time.

Earning his first NFL coaching opportunity in 1982, Westhoff coached the offensive line, tight ends and special teams for the Baltimore/Indianapolis Colts from 1982-84. The following year (1985), Westhoff served as offensive line coach for the Arizona Outlaws of the United States Football League (USFL).

Westhoff began his coaching career as a graduate assistant for Indiana University, where he also earned his master's degree in educational psychology in 1974. He coached for five collegiate institutions, spending time with Indiana (1974-75), Dayton (1976), Indiana State (1977), Northwestern (1978-80) and TCU (1981).

Westhoff began his collegiate playing career at Wyoming in 1985, where he was a starting outside linebacker as a freshman for the Cowboys. He transferred to Wichita State where he started for three years at both center and linebacker. He was voted MVP as a junior and served as team captain as a senior before graduating in 1970 with a history degree.

The Pittsburgh native was inducted into the Western Chapter of the Pennsylvania Sports Hall of Fame in 2000.

PRO BOWL PLAYERS COACHED (6): TE Ferrell Edmunds (1989-90), TE Keith Jackson (1992), K Olindo Mare (1999), KR Marvin Mims Jr. (2023), P Reggie Roby (1989), RB Leon Washington (2008).

DID YOU KNOW?

Wide receiver Jerry Rice concluded his record-setting 20-year NFL career as a member of the Denver Broncos after competing with the team in the 2005 preseason.

A 13-time Pro Bowl selection and 11-time Associated Press All-Pro, Rice agreed to terms with the Broncos on Wednesday, May 25, 2005. He played in all four of the Broncos' preseason games, starting twice, and caught four passes for 24 yards while wearing jersey No. 19.



BEN KOTWICA

SPECIAL TEAMS COORDINATOR

Ben Kotwica (pronounced: cot-WEE-kuh) enters his second season as special teams coordinator for the Denver Broncos in 2024. He was hired by the club on Feb. 25, 2023.

Kotwica, who has 16 years of NFL coaching experience across five teams, joined the Broncos after one season as assistant special teams coach for

Minnesota in 2022. He's also spent time with Atlanta (2019-20), Washington (2014-18) and N.Y. Jets (2007-13).

In 2023, Kotwica led in the transformation of a Broncos special teams unit that ranked near the top in multiple categories, including punt return average (16.3, 1st), punt return average against (6.3, 2nd), kickoff return average (24.9, 8th) and kickoff return average against (21.5, 9th). The special teams unit also had one of its best seasons in franchise history, as they finished in the Top-10 in team annals in punt return average (16.3, 1st), field goals made (30, T-2nd), field goal percentage (88.2, 3rd), punting average (46.3, 6th), kickoff return average (24.9, 6th) and punts inside the 20-yard line (27, T-7th).

Kotwica oversaw the development of kick returner Marvin Mims Jr., who was named an Associated Press All-Pro second-teamer and Pro Bowler in 2023 after averaging 16.4 yards per punt return and 26.5 yards per kickoff return. He also helped kicker Wil Lutz have one of his better seasons, making 30-of-34 field goal attempts and 29-of-31 PATs for 119 points.

In his lone season with the Vikings in 2022, Kotwica helped coach a unit that posted Top-10 rankings in kickoff return average (25.6—5th) and punt return average against (7.7—8th). Under Kotwica's guidance, long snapper Andrew DePaola earned Associated Press All-Pro and Pro Bowl honors for the first time in his career.

Among eligible kickoff returners, running back Kene Nwangu posted the NFL's fifth-highest kickoff return average (26.3) and totaled 35 returns for 920 yards with one touchdown. His 920 kickoff return yards and 26.3 kickoff return average were the highest by a Viking since running back Cordarrelle Patterson registered 1,019 kickoff return yards in 2015 and a 31.7 kickoff return average in 2016.

Prior to the Vikings, Kotwica spent two years (2019-20) with the Falcons, working as the team's special teams coordinator. He oversaw a unit that led the NFL with five fumble recoveries in 2019, marking the most by a team in a single season since the N.Y. Giants (5) in 2012.

Spending five seasons as special teams coordinator for Washington from 2014-18, Kotwica guided a unit that posted the fifth-fewest kickoff return yards against (2,970) and while ranking tied for seventh in gross punting average (45.7). During the 2017 season, Washington surrendered 18.7 yards per kickoff return, which was the second-lowest average in the league that season.

During his seven seasons with Atlanta and Washington (2014-20), Kotwica's special teams units found success finding the end zone, recording two kickoff returns for touchdowns (T-2nd most) and five total scores on special teams (T-5th most).

Beginning his NFL coaching career in 2007, Kotwica joined the Jets, where he was part of the coaching staff for seven seasons from 2007-13. He began his tenure as a defensive/special teams quality control coach (2007-08) before being promoted to assistant special teams coach (2009-12) and special teams coordinator (2013).

As special teams coordinator for the Jets in 2013, Kotwica's unit ranked 12th in the league in kickoff return average against (22.3). Kicker Nick Folk posted one of his best single seasons in 2013 under Kotwica, totaling the second-most made field goals (33) in his career while ranking tied for 10th in the league in field goal percentage (91.7).

In six years (2007-12) as an assistant on the Jets' staff, Kotwica helped coach a special teams unit that recorded 10 combined kickoff and punt return touchdowns, which tied for the most in the AFC and second most in the NFL. The Jets also posted a Top-10 ranking in kickoff return average (24.6—1st) and kickoff return yards (8,705—4th).

Before working his way to the NFL, Kotwica served as defensive coordinator for United States Military Academy Prep School from 2005-06. His start in coaching came nine years after concluding his collegiate career, where he played linebacker for Army from 1993-96.

Kotwica is a decorated officer who spent eight years in the United States Army after graduating from the United States Military Academy at West Point. His military career includes operations in Bosnia-Herzegovina, Korea and Iraq.

COACHING EXPERIENCE	
<i>17th NFL Season (2nd with Broncos)</i>	
Denver Broncos	
Special Teams Coordinator	2023-24
Minnesota Vikings	
Assistant Special Teams	2022
Atlanta Falcons	
Special Teams Coordinator	2019-20
Washington Commanders	
Special Teams Coordinator	2014-18
New York Jets	
Special Teams Coordinator	2013
Assistant Special Teams	2009-12
Def./Special Teams Quality Control	2007-08
United States Military Academy	
Defensive Coordinator	2005-06

Commissioned as a 2nd Lieutenant in the Aviation Branch of the Army, Kotwica was selected to fly the AH-64 Apache Longbow, the world's top attack helicopter. He was an Attack Helicopter Platoon Leader in support of the 82nd Airborne Division from 1998-2001, where he was responsible for the health and welfare of 20 soldiers.

A nominee for the NFL's Salute to Service Award in 2022, Ben Kotwica is a native of Tinley Park, Ill. **PRO BOWL PLAYERS COACHED (3):** LS Andrew DePaola (2022), K Younghoe Koo (2020), KR Marvin Mims Jr. (2023).



LOU AYENI

RUNNING BACKS

Lou Ayeni enters his second season as running backs coach for the Denver Broncos in 2024. He was hired by the club on March 25, 2023.

In his first year with the club in 2023, Ayeni was a part of a staff that helped the Broncos finish the year 8-9, their best record since 2016.

Ayeni oversaw the development of running back Jaleel McLaughlin, who posted the fifth-most scrimmage yards (570) by a Broncos undrafted rookie in a season, while running back Javonte Williams recorded a team-high 774 yards on 217 carries (3.6 avg.) with three touchdowns.

Ayeni, who had 15 years of collegiate coaching experience before joining Denver, spent the previous five seasons (2018-22) as running backs coach and recruiting coordinator for Northwestern University. During his tenure, the Wildcats produced two Big Ten West Division titles (2018, '20) and won both the Holiday (2018) and Citrus (2020) Bowl.

In 2022, Ayeni oversaw the continued development of running back Evan Hull, who was coming off a 1,000-yard rushing season the year prior. Amongst running backs, Hull ranked Top-10 in the Big Ten in receptions (55—1st), receiving yards (546—1st), scrimmage yards (1,459—4th), rushing attempts (221—5th), rushing yards per game (76.1—8th) and net rushing yards (913—10th). Hull's 55 receptions and 546 receiving yards were also the most among all NCAA FBS running backs.

Under Ayeni's guidance in 2021, Hull posted 1,009 rushing yards on 196 carries (5.1 avg.) with seven scores. He also produced the second-most receptions (33) among Big Ten running backs, trailing only Michigan State's Connor Heyward (35).

In 2020, Northwestern compiled a 7-2 regular-season record and made an appearance in the 2020 Big Ten Championship Game. That season, Ayeni helped the offense rank fourth in the conference in rushing scores (16) and fifth in total net rushing yards (1,465).

With Ayeni on staff in 2018, Northwestern won the Big Ten West Division with an 8-4 record, including an 8-1 record in conference play. Ayeni also oversaw the development of running back Isaiah Bowser, who was named first-team All-American by 247Sports after rushing for 866 yards on 197 attempts (4.4 avg.) with six scores.

Prior to his second stint at Northwestern, Ayeni spent four years at Iowa State University, working as running backs coach (2014-15) before being promoted to associate head coach & running game coordinator (2016-17).

In 2017, the Cyclones' offense led the nation in fewest fumbles (1) and produced the first season in program history in which the team did not lose a fumble in the regular season. Running back David Montgomery flourished under Ayeni that season, ranking second in the Big 12 in rushing attempts (258) and third in rushing yards (1,146) and rushing touchdowns (11) while earning first-team All-Big 12 honors.

With Ayeni overseeing running backs in 2015, Iowa State's ballcarriers helped the team average 182.0 yards per game on the ground, which marked the highest single-season total by the team since 2000. The Cyclones rushed for 200-plus yards in seven contests that season.

Running back Mike Warren totaled a prolific freshman season under Ayeni in 2015, leading all freshmen with 1,339 rushing yards. He was named Big 12 Offensive Freshman of the Year as well as a unanimous selection for Freshman All-American.

Before Iowa State, Ayeni spent time at the University of Toledo and performed the role of running backs coach (2010) and associate head coach & running game coordinator (2011-13). During Ayeni's four years on staff, the Rockets qualified for a bowl game three times and finished second in the MAC in rushing touchdowns (101) and rushing average (5.0). Toledo also ranked third in rushing yards (203.0 ypg) and rushing attempts (2,053).

COACHING EXPERIENCE

2nd NFL Season (2nd with Broncos)

Denver Broncos	
Running Backs	2023-24
Northwestern University	
Running Backs/Recruiting Coord.	2018-22
Graduate Assistant	2008-09
Iowa State University	
Assoc. Head Coach/Run Game Coord.	2019-21
Running Backs	2014-15
University of Toledo	
Assoc. Head Coach/Run Game Coord.	2011-13
Running Backs	2010

Running back David Fluellen, who finished his career ranked fourth all-time in Toledo program history with 3,336 rushing yards, earned first-team All-MAC honors in 2012 and '13 under Ayeni, posting back-to-back 1,000-yard seasons. He led the conference in 2013 in yards per carry (6.7) and posted the 12th-most rushing yards (1,498) in the country in 2012.

Ayeni also oversaw the development of running back Kareem Hunt in 2013, who he recruited. In his lone season under Ayeni, Hunt finished second in the Mid-American Conference (MAC) in yards per carry (6.3) behind Fluellen while ranking ninth in the conference with 866 rushing yards. Hunt went on to be drafted by the Kansas City Chiefs in the third round (86th overall) of the 2017 NFL Draft and lead the NFL with 1,327 rushing yards in 2017.

In 2010, Ayeni's unit helped the team rank third in the conference in rushing (167.4 ypg). He also coached the kickoff return unit that led the MAC in kickoff return average (29.1) and kickoff returns for touchdowns (3).

Returning to his alma mater to start his coaching career, Ayeni spent two years as a graduate assistant for Northwestern (2008-09). The program won 17 games during his two seasons on staff while making consecutive bowl games for the first time since 1995-96.

Ayeni participated in the Bill Walsh Coaching Internship and worked with the Chicago Bears during the team's training camps in 2009 and '13. Through the internship, Ayeni also spent time with the Atlanta Falcons during team minicamp in 2013.

A member of Northwestern's Big Ten Championship team in 2000, Ayeni began his collegiate playing career as a running back before switching to safety as a senior. After graduating in 2003 and serving as a team captain during his senior season, Ayeni played safety for the Indianapolis Colts (2004-05) before switching to linebacker and joining the St. Louis Rams (2005-06).

A native of Woodbury, Minn., Ayeni and his wife, Patrice, have two sons, Jayden and Kyler, and a daughter, Rielyn.



CHRIS BANJO

ASSISTANT SPECIAL TEAMS

Chris Banjo enters his second season as assistant special teams coach for the Denver Broncos in 2024. He was hired by the club on Feb. 25, 2023.

In Banjo's first year with the team in 2023, Denver's special teams unit ranked near the top of the league in multiple categories, including punt return average (16.3, 1st), punt return average against (6.3, 2nd), kickoff return average (24.9, 8th) and kickoff return average against (21.5, 9th). Banjo also helped oversee the development of kick returner Marvin Mims Jr., who was voted an Associated Press second-team All-Pro and a 2024 Pro Bowler after averaging 16.4 yards per punt return and 26.5 yards per kickoff return.

Banjo joined the Broncos after playing 10 NFL seasons from 2013-22. He spent time with Green Bay (2013-16), New Orleans (2016-18) and Arizona (2019-22).

Originally signed by Jacksonville as a college free agent in 2013, Banjo appeared in 131 regular-season games (7 starts), totaling 85 tackles (59 solo), three interceptions, eight passes defended, one forced fumble, two fumble recoveries and 58 special teams tackles (49 solo). He also saw action in 10 postseason contests.

In his final season as a player in 2022, Banjo appeared in 13 games (1 start) for the Cardinals. He collected six tackles (3 solo), one fumble recovery and was a key contributor on special teams.

Banjo enjoyed his most productive season as a pro in 2020 when he played 13 games (4 starts) and recorded a career-high 47 tackles (33 solo). He logged a combined 610 snaps on defense and special teams that season.

Playing for the Saints under Head Coach Sean Payton for two seasons (2017-18), Banjo was a part of a team that won consecutive NFC South Division titles and advanced to the NFC Championship Game in 2018. He was a key contributor on the Saints' special teams, notching 13 tackles (12 solo) in the two-year span.

Banjo made his NFL debut in 2013 with the Packers after competing with the team in training camp. While with Green Bay from 2013-16, Banjo helped their special teams unit rank ninth in punt return yards against (7.8).

A graduate of Southern Methodist, Banjo appeared in 51 games (47 starts) for the Mustangs (2008-11), totaling 321 tackles (195 solo), four interceptions (74 yds.), 17 passes defended, three forced fumbles and three fumble recoveries. While at SMU, Banjo earned second-team All-Conference USA honors as a junior in 2010 and was an honorable mention All-Conference USA following his senior season.

A native of Houston, Texas, Banjo and his wife, Jasmine, have two sons, Christopher Jr. and Cairo, and one daughter, Céline.

COACHING EXPERIENCE

2nd NFL Season (2nd with Broncos)

Denver Broncos

Assistant Special Teams 2023-24

JAMAR CAIN



Jamar Cain enters his second season with the Denver Broncos and first as the defensive line coach in 2024. He was hired by the club on March 25, 2023.

As a pass rush specialist in 2023, Cain was a part of a staff that helped the Broncos finish the year 8-9, their best record since 2016. With Cain helping the pass rush, Denver finished the season with 42 sacks, the most by the club since 2020. Outside linebackers Jonathon Cooper (8.5) and Nik Bonitto (8.0) also recorded career highs in sacks with Cain's assistance while defensive end Zach Allen (5.0) posted his second-straight season with at least five sacks.

Having accrued 20 seasons of coaching experience at the high school and collegiate levels, Cain joined the NFL after spending the previous season as defensive line coach and run game coordinator for Louisiana State University. He was a part of a coaching staff that guided the Tigers to a 10-4 record and an appearance in the Southeastern Conference (SEC) Championship Game against Georgia.

In 2022, Cain coached third-team All-American defensive lineman Mekhi Wingo and first-team All-SEC defensive end BJ Ojulari. Wingo totaled 47 tackles (25 solo), three sacks, four passes defended and one forced fumble in 14 games played (13 starts) while Ojulari started all 11 games he appeared and recorded 58 tackles (34 solo), 5.5 sacks and one forced fumble.

Prior to his arrival in Baton Rouge, Cain spent two seasons at the University of Oklahoma (2020-21), where he oversaw outside linebackers and defensive ends. In Cain's two seasons in Norman, Okla., the Sooners recorded a 20-4 record, a 2020 Big 12 Conference title and wins in the Cotton (2020) and Alamo (2021) bowls.

As a member of the Oklahoma coaching staff, Cain coached Broncos outside linebacker Nik Bonitto, who was voted second-team All-American by the Associated Press following his senior campaign in 2021. That season, Bonitto accumulated 39 tackles (23 solo), seven sacks, 15 tackles for loss, nine quarterback hurries and three fumble recoveries.

Preceding his time at Oklahoma, Cain served as defensive line coach for Arizona State for one season (2019), helping the Sun Devils to an 8-5 record and a Sun Bowl victory over Florida State. In 2019, Arizona State ranked 24th in the country in yards per rush (3.5) and 26th in rush defense (125.1 ypg).

From 2017-18, Cain worked as defensive line coach for Fresno State, helping the Bulldogs compile a 22-6 record, two bowl wins and a Mountain West title (2018). Before Fresno State, Cain served as defensive line coach for North Dakota State for three years (2014-16).

During Cain's three-year stint at NDSU, the Bison won two FCS National Championships (2014, '15) while winning 12 or more games each season. In 2014, Cain coached defensive end Kyle Emanuel, who was selected by the Los Angeles Chargers in the fifth round (153rd overall) of the 2015 NFL Draft.

Before North Dakota State, Cain coached one year at the University of Wyoming (2013) and worked as defensive line coach before being named interim defensive coordinator midseason. He also coached the defensive line for Cal Poly (2009-12) after receiving his first full-time coaching opportunity at the FCS level, where he oversaw defensive ends for three seasons (2006-08) at Missouri State.

Cain began his coaching career at John F. Kennedy High School (2003) in Sacramento before jumping to the collegiate ranks. He worked as an assistant coach for his alma mater, Sacramento City College, in 2004 and Ohio University in 2005.

Cain, who was a first-team All-California defensive lineman for Sacramento City College (1999-2000), played the final two seasons of his collegiate career at New Mexico State (2001-02), where he earned second-team All-Sun Belt Conference honors as a senior.

A native of Sacramento, Calif., Cain and his wife, DeCarla, have two children, Cosby and Cali.

DEFENSIVE LINE

COACHING EXPERIENCE

2nd NFL Season (2nd with Broncos)

Denver Broncos	
Defensive Line2024
Pass Rush Specialist2023
Louisiana State University	
Defensive Line/Running Game Coord2022
University of Oklahoma	
Outside Linebackers/Def. Ends2020-21
Arizona State University	
Defensive Line2019
Fresno State	
Defensive Line2017-18
North Dakota State University	
Defensive Ends2014-16
University of Wyoming	
Defensive Line2013
California Polytechnic State University	
Defensive Line2009-12
Missouri State University	
Defensive Ends2006-08
Ohio University	
Graduate Assistant2005
Sacramento City College	
Assistant Coach2004
John F. Kennedy High School (Sacramento)	
Assistant Coach2003



PETE CARMICHAEL

SENIOR OFFENSIVE ASSISTANT

Pete Carmichael enters his first season as senior offensive assistant for the Denver Broncos in 2024. He was hired by the club on Feb. 14.

Carmichael is a 30-year coaching veteran with 24 years of NFL experience with New Orleans (2006-23), San Diego (2002-05), Washington (2001) and Cleveland (2000). He arrived in Denver after spending the previous 18 seasons with the Saints, 15 of which he served as offensive coordinator.

During Carmichael's 15 years as offensive coordinator, the Saints produced 10 Associated Press All-Pros as well as 18 Pro Bowlers. He was also a key piece in coordinating an offense that ranked in the Top 10 for 14 consecutive seasons, the third-longest streak since the 1970 merger.

During Carmichael's tenure, the Saints ranked first in points scored (27.1), touchdowns per game (3.2), yards per game (385.3), third down percentage (44.4) and total first downs (5,369). Additionally, he helped lead an offense that ranked near the top of the league in passing yards per game (271.5, 1st), completions (6,149, 1st), completion percentage (68.6, 1st), passing touchdowns (499, 2nd) and interceptions (190, 6th) in that span.

Carmichael worked closely with quarterback Drew Brees while in New Orleans and helped the signal caller lead the league or tie for the lead in passing yardage an NFL-record seven times. Brees also led the league in completion percentage four times and threw for a club-record 491 touchdowns over 15 seasons.

Under Carmichael's tutelage, Brees was an AP Offensive Player of the Year twice (2008, '11), a Pro Bowler 13 times (2004, '06, '08-14, '16-19), first-team AP All-Pro once (2006) and second-team All-Pro four times (2008-09, '11, '18).

Carmichael helped the Saints' offense set a record with the fewest turnovers in NFL history in 2019, giving the ball away only eight times en route to a 13-3 record and third straight NFC South Division title. New Orleans also ranked third in the league in points per game (28.6), sixth in yards per play (5.9) and seventh in net passing yards per game (265.3).

In Carmichael's offense that season, wide receiver Michael Thomas was voted AP Offensive Player of the Year after setting the club's receiving record with 1,725 yards on 149 receptions (11.6 avg.) with nine touchdowns. Tackle Ryan Ramczyk was also voted an All-Pro that season after being on a line that surrendered only 25 sacks, the third-fewest in the league.

Helping the Saints to another NFC South title in 2018, Carmichael's offense led the NFL in rushing scores (26) while ranking third in points per game (31.5), third in giveaways (16), sixth in rushing yards per game (126.6) and eighth in total offense (379.2). Brees set an NFL record 74.4 completion percentage, completing 364-of-489 passes for 3,991 yards with 32 touchdowns and five interceptions on his way to AP All-Pro honors while tackle Terron Armstead, Ramczyk and Thomas all received All-Pro accolades as well.

Under Carmichael in 2017, the Saints boasted an offense that ranked second in the league in yards per game (391.2) while also being the only team in the league to be top five in both passing (261.8 ypg) and rushing (129.4 ypg). Selected AP Offensive Rookie of the Year, Kamara set a league record for rookie running backs with 826 receiving yards on 81 catches (10.2 avg.) with five scores and also scored eight times on the ground along with 728 yards on 120 carries (6.1 avg.).

One of the most explosive offenses in the NFL in 2016, Carmichael helped orchestrate a unit that ranked first in the league in yards per game (426.0), passing yards per game (317.1), third down efficiency (48.6) and first downs (395). The team's 6,816 total yards were also the seventh-most in league history at the time.

That season, the Saints also became just the second team in league history to have two 1,000-yard receivers in Thomas (1,137) and wide receiver Brandin Cooks (1,173), a 1,000-yard rusher in running back Mark Ingram (1,043) and a 5,000-yard passer in Brees (5,208).

New Orleans ranked near the top of the league in multiple categories in 2015, leading the NFL in net passing yards per game (310.6), third down efficiency (48.3) and first downs (395) while also ranking second in total offense (403.8). Brees led the league with 4,870 passing yards on 428-of-627 passing (68.3%) with 32 touchdowns and 11 interceptions (101.0 rtg.).

COACHING EXPERIENCE

25th NFL Season (1st with Broncos)

Denver Broncos	
Senior Offensive Assistant	2024
New Orleans Saints	
Offensive Coordinator	2009-23
Quarterbacks/Passing Game	2007-08
Quarterbacks	2006
San Diego Chargers	
Assistant WRs/Quality Control	2004-05
Offensive Assistant/Quality Control	2002-03
Washington Commanders	
Quality Control	2001
Cleveland Browns	
Tight Ends/Offensive Assistant	2000
Louisiana Tech University	
Quarterbacks	1995-99
University of New Hampshire	
Assistant Offensive Line	1994

Carmichael led a Saints' offense in 2014 that ranked first in the league in net passing yards per game (411.4), third down efficiency (48.3) and first downs (395) while also helping Brees tie for the league lead in passing yards (4,952) and rank second in completion percentage (69.2). Four Saints also were selected to the Pro Bowl that season, including Brees, guard Jahri Evans, tight end Jimmy Graham and Ingram.

New Orleans' offense in 2011 was one of the best under Carmichael, as the team set several NFL records that still stand today, including net yards per game (467.1), third down percentage (71.3) and fewest fumbles (6). The Saints also set records at that time that have since been broken, such as completion percentage (71.3), net passing yards (5,347) and first downs (416).

The Saints had four players named AP All-Pros that season, with Brees, Evans, Graham and tackle Carl Nicks being named to that honor. New Orleans also had five Pro Bowl selections in 2011, with Brees, tackle Jermon Bushrod, Evans, Graham and Nicks all being sent to the annual All-Star game.

Brees had one of his most prolific seasons under Carmichael in 2011, breaking NFL records at the time in yards (5,476), completions (468), 300-yard passing games (13) and completion percentage (71.2). Graham also led all tight ends that season with 99 receptions while posting the second-most receiving yards (1,310) and touchdown receptions (11) in his position group.

In his first season as offensive coordinator in 2009, Carmichael oversaw an offense that racked up a league-best 31.9 points per game and 403.8 yards per game en route to a Super Bowl XLIV title. That season, Brees led the NFL in completion percentage (70.6), passing scores (34) and passer rating (109.6) while also being named Super Bowl XLIV MVP in the season finale.

Carmichael first joined the Saints in 2006 as the quarterbacks coach before being promoted to the role of quarterbacks/passing game coach for the 2007-08 seasons. In that role, he was tasked with assisting in passing routes, protections and quarterback responsibilities.

Prior to his time with New Orleans, Carmichael spent four seasons with San Diego, where he worked as an offensive assistant and quality control coach from 2002-03 and assistant wide receivers and quality control coach from 2004-05. He started his stint in the NFL with Cleveland as the offensive assistant and tight ends coach in 2000 before serving as a quality control coach for the 2001 season with Washington.

Before breaking into the NFL, Carmichael spent five seasons as the quarterbacks coach at Louisiana Tech (1995-99), where the signal callers eclipsed almost every school passing record under his tutelage. He began his coaching career as an assistant offensive line coach at the University of New Hampshire in 1994.

Carmichael earned his bachelor's degree in mathematics in 1994 from Boston College. He was a four-year baseball letterman, and as a senior was named a team captain and team Most Valuable Player.

A native of Medway, Mass., Carmichael and his wife, Tina, have two sons, PJ and John, and one daughter, Allison.



KEARY COLBERT

Keary (pronounced: Carrie) Colbert enters his second season as wide receivers coach for the Denver Broncos in 2024. He was hired by the club on Feb. 25, 2023.

In Colbert's first season with the team in 2023, the Broncos' wide receivers thrived as they dropped the sixth-fewest passes in the league with 15. Denver also recorded 28 receiving scores—20 of which were made by wide receivers—which were the most by a Broncos team in a single season since 2014.

Wide receiver Courtland Sutton found success under Colbert, totaling 10 receiving scores in 2023 to become the first Bronco since 2014 to record double-digit touchdown catches in a season while also tallying 772 yards on 59 receptions (13.1 avg.). Wide receiver Brandon Johnson also had a career year, setting a career high with four touchdown catches while wide receiver Jerry Jeudy eclipsed the 3,000 career receiving yard mark during the season.

Colbert joined the Broncos with 13 years of coaching experience, including 12 at the collegiate level. He previously served as wide receivers coach for the University of Florida in 2022.

In 2022 with the Gators, Colbert coached a unit that totaled 145 receptions for 2,429 yards (16.8 avg.) with 14 touchdowns. Five receivers posted at least 10 receptions, with wide receiver Xzavier Henderson registering a team-high 38 catches.

WIDE RECEIVERS

COACHING EXPERIENCE

2nd NFL Season (2nd with Broncos)

Denver Broncos

Wide Receivers2023-24

University of Florida

Wide Receivers2022

University of Southern California

Wide Receivers2019-21

Tight Ends2018

Offensive Quality Control2016-17

Graduate Assistant2010

University of Alabama

Offensive Analyst2014-15

Georgia State University

Wide Receivers2013

Pace Academy (Atlanta)

Volunteer Coach2012

Under his guidance in 2022, junior wide receiver Ricky Pearsall led Florida in receiving yards (661) and touchdowns (5) on 33 catches. He posted two 100-yard receiving games, including a career-high 148 yards on five receptions (29.6 avg.) on Nov. 25 at Florida State.

Colbert joined Florida after spending the previous six seasons with his alma mater, the University of Southern California. He began his second stint at USC as an offensive quality control coach for two seasons (2016-17) before coaching tight ends (2018) and wide receivers (2019-21) during his final four years at the university.

During his six years at USC under Head Coach Clay Helton, the Trojans posted a 43-27 regular-season record and a .614 winning percentage. The program won double-digit games in 2016 and '17, captured the 2017 Pac-12 Championship—its first since 2008—and advanced to three bowl games.

Colbert's stint at USC was highlighted by coaching three wide receivers who were selected in the NFL Draft. Drake London was selected by Atlanta with the eighth overall pick of the 2022 draft, while Michael Pittman (2020, 2nd Rd., 34th overall) and Amon-Ra St. Brown (2021, 4th Rd., 112th overall) were drafted by Indianapolis and Detroit, respectively.

London, who was coached by Colbert for the entirety of his collegiate career (2019-21), notched 160 receptions for 2,153 yards (13.5 avg.) with 15 touchdowns. He finished his career ranked 16th in receiving yards (2,153) and 17th in receptions (160) while playing only 27 career games (23 starts).

In two seasons under Colbert's watch from 2019-20, St. Brown recorded 118 receptions for 1,520 yards (12.9 avg.) with 13 touchdowns. Colbert helped coach St. Brown to the 11th-most receptions (178) in USC program history, while helping him collect seven 100-yard receiving performances.

Colbert coached Pittman in his final collegiate season in 2019 and guided him to 101 receptions for 1,275 yards (12.6 avg.) with 11 touchdowns. One of the nation's most accomplished wide receivers during his senior campaign, Pittman ranked fifth nationally in receptions (101) while being a finalist for the Fred Biletnikoff and Jason Witten awards.

Prior to USC, Colbert spent two seasons (2014-15) at the University of Alabama, where he worked as an offensive analyst. He was part of a coaching staff that helped the team win the 2015 National Championship while amassing a 26-3 (.897) record during his two seasons.

Preceding his time at Alabama, Colbert served as wide receivers coach for Georgia State University for the 2013 campaign. He coached wide receiver Robert Davis, who was selected by Washington in the sixth round (209th overall) of the 2017 NFL Draft, and wide receiver Albert Wilson, who was a 1,000-yard pass catcher that season.

Colbert began his coaching career at USC in 2010 and was a graduate assistant, where he helped coach tight end Jordan Cameron and tight end Rhett Ellison. He went on to serve as a volunteer coach for Pace Academy in Atlanta in 2012.

Originally selected by Carolina in the second round (62nd overall) of the 2004 NFL Draft, Colbert played six NFL seasons with the Panthers (2004-07), Broncos (2008), Seahawks (2008), Lions (2008) and Chiefs (2011). He appeared in 75 career games (49 starts), totaling 130 receptions for 1,629 yards (12.5 avg.) with eight touchdowns.

In his rookie season with Carolina, he set team rookie records in receptions (47), receiving yards (754) and touchdowns (5).

A four-year starter at USC, Colbert broke the all-time program record in receptions (207) and added 2,964 receiving yards and 19 touchdowns. He currently ranks sixth in receptions and seventh in receiving yards.

Colbert was a team captain during his senior season in 2003 when the team went 12-1 in the regular season and captured its 10th national championship under Head Coach Pete Carroll. He capped his collegiate career by earning second-team All-Pac 10 honors in consecutive years from 2002-03.

An Oxnard, Calif. native, Colbert received his bachelor's degree in sociology from USC in 2006. Colbert is married to his wife, Safiya, and has two sons, Kaden and Khari.



DAN DALRYMPLE

HEAD STRENGTH & CONDITIONING

Dan Dalrymple enters his second season as head strength and conditioning coach for the Denver Broncos and 18th overall in the NFL in 2024. He was hired by the club on Feb. 25, 2023.

Dalrymple has accumulated 34 years of experience in player performance, with 17 of those years spent

at the NFL level. He previously served as head strength and conditioning coach for the New Orleans Saints from 2006-21 before joining the Broncos.

With the help of Dalrymple during his first season in Denver in 2023, the Broncos produced their best record since the 2016 season with an 8-9 mark, including going 3-3 against AFC West foes.

COACHING EXPERIENCE

18th NFL Season (2nd with Broncos)

Denver Broncos

Head Strength & Conditioning2023-24

New Orleans Saints

Head Strength & Conditioning2006-21

Miami (Ohio) University

Asst. Athletic Dir./Dir. of Athletic Conditioning . . .2003-05

Director of Athletic Conditioning . . .1989-2003

Asst. Offensive Line/Football Strength . . .1989

Overseeing the Saints' strength and conditioning program, Dalrymple was instrumental in the team's success. During his 16-year stint in New Orleans, the Saints won 159 regular-season games (fourth most from 2006-21), seven division titles and made nine postseason appearances. The organization captured its first Super Bowl in the 2009 playoffs, defeating Indianapolis 31-17 in Super Bowl XLIV.

Dalrymple is regarded as one the NFL's best strength and conditioning coaches, with his routines being focused on building and maintaining strength and stamina while minimizing injuries. While in New Orleans, Dalrymple was named the NFL's Strength and Conditioning Coach of the Year of two occasions, garnering the distinction in 2009 and 2018.

Prior to joining the Saints, Dalrymple spent the previous 17 years at his alma mater, Miami (Ohio) University, from 1989-2005 and spent 16 of those years as director of athletic conditioning, a program that he built from the ground up. While football was his primary focus, Dalrymple and his staff created workout regimens for every athletic program.

After working as director of athletic conditioning for 15 years, Dalrymple was promoted with the additional title of assistant athletic director in 2003. He performed both roles from 2003-05 before joining Head Coach Sean Payton, who he spent two years (1994-95) coaching with at Miami (Ohio), in New Orleans.

After taking over the supervision of the Miami (Ohio) strength and conditioning program in 1989, the football program posted a 114-64-5 record, had a streak of 12-straight winning seasons, and appeared in bowl games in 2003 and '04.

A 1988 graduate of Miami (Ohio), Dalrymple was a four-year starter (1983-86) as an offensive lineman and was a first-team All-MAC selection his final two seasons. He also earned honorable mention All-America accolades during his collegiate playing career.

In his final collegiate season in 1986, Dalrymple was named a team captain and was a key contributor to the team that went 8-4 in the regular season and won the Mid-American Conference (MAC) Championship. He was later honored as 1-of-5 linemen on the Cincinnati Enquirer's All-20th Century Miami (Ohio) football team and was elected to the school's hall of fame in 2002.

After his college career and attending training camp with the Seattle Seahawks, Dalrymple returned to his alma mater as a student assistant coach in 1987. He served as a graduate assistant the following year (1988) before being promoted to offensive line and strength coach (1989).

Dalrymple has been certified by the National Strength & Conditioning Association since 1991 and has been honored as a finalist for the organization's Coach of the Year five times (1995, '97, '99, 2003, '06). Dalrymple became only the second NFL strength coach to receive professional Coach of the Year honors multiple times from the Professional Football Strength and Conditioning Coaches Association.

The NSCA also honored Dalrymple with its 2022 Professional Sports Strength & Conditioning Coach of the Year award.

Additionally, Dalrymple is certified by the Collegiate Strength & Conditioning Coaches Association as a Master Strength & Conditioning Coach. He has earned two certifications for USA Weightlifting that qualifies him to work with athletes in Olympic weightlifting and also serve as a sports performance specialist.

In 2011, Dalrymple co-authored his first book, "The Athletic Body Puzzle-The Guide for Parents and Coaches."



DECLAN DOYLE

TIGHT ENDS

Declan Doyle enters his second season as tight ends coach for the Denver Broncos in 2024. He was hired by the club on Feb. 25, 2023.

Doyle joined the Broncos with seven years of cumulative coaching experience, including four seasons in the NFL with New Orleans. He previously served as an offensive assistant for the Saints from 2019-22.

In his first season with Denver in 2023, Doyle was part of a staff that helped the Broncos finish the year 8-9, their best record since 2016. Under Doyle's tutelage, tight end Adam Trautman set a new career high with three touchdown receptions while also recording 204 yards on 22 receptions while tight end Lucas Krull recorded his first career touchdown catch along and 95 yards on eight receptions (11.9 avg.).

During his four-year stint in New Orleans, the Saints amassed a 41-25 (.621) record, with playoff appearances in each of his first two seasons. He was part of an offensive staff that coached eight offensive players to a combined 12 Pro Bowls.

In Doyle's first two seasons as an offensive assistant, the Saints posted a Top-5 scoring offense. The offense averaged nearly 30 points per game from 2019-20 and posted the third and fifth-highest scoring totals in the NFL during that span.

COACHING EXPERIENCE

6th NFL Season (2nd with Broncos)

Denver Broncos

Tight Ends 2023-24

New Orleans Saints

Offensive Assistant 2019-22

University of Iowa

Student Offensive Assistant 2016-18

The Saints, who captured their fourth straight NFC South Division title in 2020, ranked Top-10 in numerous offensive categories, including scoring offense (30.1 ppg—5th), red zone offense (72.1%—5th), fourth down percentage (68.8%—5th), rushing offense (141.6 ypg—6th), fewest turnovers (17—7th) and third down percentage (44.7—8th). New Orleans also totaled a league-leading 30 rushing touchdowns, which is a single-season franchise record.

In Doyle's first season on staff with New Orleans in 2019, the Saints ranked Top-10 in scoring offense (28.6 ppg—3rd), yards per play (5.92—6th), passing offense (265.3 ypg—7th), first downs per game (21.7—8th), total offense (373.9 ypg—9th) and third down percentage (42.2—10th). Additionally, New Orleans turned the ball over only eight times on offense that season, the lowest single-season mark by an NFL team since the NFL-AFL merger in 1970.

Prior to the Saints, Doyle served as an offensive student assistant for the University of Iowa from 2016-18. He was tasked with supporting the offensive staff during practice while breaking down defensive film of upcoming opponents.

Iowa posted a combined 25-14 (.641) record during his three seasons with the program and finished with a winning record in each of those three years. The Hawkeyes also made three consecutive bowl game appearances, notching a 2-1 record in the Outback (2016, '18) and PinStripe (2017) Bowl.

Before transferring to the University of Iowa in 2016, Doyle attended Iowa Western Community College, where he was a captain for the baseball team in 2015.

Doyle earned his bachelor's degree in business management from the University of Iowa in 2018. He has a younger brother, Dillon, who played linebacker for five collegiate seasons at Iowa (2018-19) and Baylor (2020-22).



ZACK GROSSI

PASSING GAME SPECIALIST

Zack Grossi (pronounced: grah-SEE) enters his third season with the Denver Broncos and his first as passing game specialist in 2024. He was hired by the club on Feb. 28, 2022.

During Grossi's second season with the club in 2023, the Broncos' wide receivers thrived, with wide receiver Courtland Sutton recording

10 touchdown catches to become the first Bronco since 2014 to record double-digit touchdown receptions in a season. Denver's 28 scores through the air—20 of which were by wide receivers—were the most by the team since 2014.

In his first season with the team in 2022, Grossi helped coach a wide receiver room that featured two pass catchers who each recorded over 800 receiving yards. Wide receiver Jerry Jeudy posted career highs in receptions (67), yards (972) and touchdowns (6), while wide receiver Courtland Sutton totaled 64 catches for 829 yards (13.0 avg.) with two scores.

Grossi joined the Broncos after spending two seasons (2020-21) at Southern University and A&M College (Baton Rouge, La.). Performing the role of offensive coordinator and quarterbacks coach, Grossi helped guide the offense to 32.0 points per game during his tenure.

Before Southern University, Grossi worked as quarterbacks coach at Hampton University during the 2019 season. His quarterback room posted a 139.2 passer rating while leading an offense that scored 40 points or more five times.

Prior to his three years at the collegiate level, Grossi spent five seasons in the NFL, performing multiple roles for Tampa Bay. He spent his first year (2014) as a scouting assistant before working as a pro scout (2015), assistant to the head coach (2016) and an offensive quality control coach (2017-18).

Grossi began his coaching career at his alma mater, Concord University, working as an offensive graduate assistant following the completion of his undergraduate degree in 2013. He graduated with a bachelor's degree in recreation and tourism management.

As a player, Grossi appeared in 27 games at quarterback over four seasons (2009-12) at Concord, completing 536-of-905 passes (59.2%) for 7,052 yards with 57 passing touchdowns and five rushing scores. He concluded his playing career ranked first in Concord history in completions (536) and touchdown passes (57), and second in passing yards (7,052).

COACHING EXPERIENCE

8th NFL Season (3rd with Broncos)

Denver Broncos

Passing Game Specialist 2024
 Offensive Quality Control 2022-23

Southern University and A&M College

Offensive Coord./Quarterbacks 2020-21

Hampton University

Quarterbacks 2019

Tampa Bay Buccaneers

Offensive Quality Control 2017-18
 Asst. to Head Coach 2016
 Pro Scout 2015
 Scouting Assistant 2014

Concord University

Offensive Graduate Assistant 2013

DID YOU KNOW?

The Broncos have selected more players (20) from the University of Florida in the NFL Draft than from any other school in the country.

KOREY JONES

ASSISTANT STRENGTH & CONDITIONING



Korey Jones is in his fifth season as assistant strength and conditioning coach for the Denver Broncos in 2024. He was hired by the club prior to the start of the 2020 NFL season.

Jones, who has nine years of experience in sports performance, is responsible for assisting in player

health and strength development.

A seven-year pro football veteran, Jones played in the Canadian Football League with the Winnipeg Blue Bombers (2019), Edmonton Eskimos (2014, '17-19), Saskatchewan Roughriders (2016) and British Columbia Lions (2013-14). He also competed in NFL training camps with Green Bay (2014) and Arizona (2013) after being signed by the Cardinals as a college free agent as well as playing one season with the Blacktips of the Fall Experimental Football League.

Prior to joining the Broncos' strength and conditioning staff, Jones worked as a sports performance coach at Landow Performance (Centennial, Colo.) for five years from 2015-20. He was instrumental in assisting athletes with NFL Combine prep during his tenure.

Jones is a Certified Strength and Conditioning Specialist (CSCS) and a Certified Personal Trainer (CPT) through the National Strength and Conditioning Association (NSCA). Additionally, he is Level 1 USA Weightlifting Certified as well as FST (Facial Stretch Therapy) Level 1 Certified.

A two-year starter at linebacker for the University of Wyoming (2011-12), Jones began his collegiate career at Garden City Community College (2009-10). He attended Rocky Mountain High School and is a native of Ft. Collins, Colo.

COACHING EXPERIENCE

5th NFL Season (5th with Broncos)

Denver Broncos

Assistant Strength & Conditioning . . . 2020-24

Landow Performance (Centennial, Colo.)

Sports Performance Coach 2015-20

LOGAN KILGORE

OFFENSIVE QUALITY CONTROL



Logan Kilgore enters his second season as an offensive quality control coach for the Denver Broncos in 2024. He was hired by the club on March 25, 2024.

In his first season with the team in 2023, Kilgore was part of a staff that helped the Broncos to their best record since 2016, finishing the campaign with an 8-9 record. Kilgore also helped oversee a tight end room that included tight end Adam Trautman, who set a new career high with three touchdown receptions while also recording 204 yards on 22 receptions (9.3 avg.).

Kilgore also assisted in developing kick returner Marvin Mims Jr., who received Associated Press second-team All-Pro and Pro Bowl accolades in 2023 after averaging 16.4 yards per punt return and 26.5 yards per kickoff return. The Broncos ranked first in the NFL in punt return average (16.3) and eighth in kickoff return average (24.9) that season.

Prior to the Broncos, Kilgore returned to Arkansas State University, where he was set to perform the role of tight ends coach under Head Coach Butch Jones. He was with the program from Dec. 2022 to Feb. 2023.

Kilgore, who has three previous seasons of coaching experience, spent the 2022 campaign as offensive coordinator and quarterbacks coach for Isidore Newman (La.) High School. He was a part of a coaching staff that helped the team produce an 8-3 regular-season record and a first-round playoff victory.

At Newman, he designed an offense for Arch Manning—nephew of Pro Football Hall of Fame QB Peyton Manning and two-time Super Bowl-winning QB Eli Manning—and helped him complete 204-of-316 passes (64.6%) for 2,509 yards with 34 touchdowns and two interceptions. Manning was named the 2022 Bobby Dodd National Back of the Year Award presented by Touchdown Club of Atlanta.

Prior to Newman, Kilgore spent a year as an offensive analyst for Arkansas State (2021) after wrapping up a six-year professional career in the NFL and CFL. He helped the Red Wolves rank 11th in the country in passing offense (313.9 ypg) that season.

Kilgore also spent one year working as quarterbacks coach and pass-game coordinator for Bakersfield College in 2018. The offense averaged 30.4 points per game while tallying 300.4 yards of total offense.

COACHING EXPERIENCE

2nd NFL Season (2nd with Broncos)

Denver Broncos

Offensive Quality Control 2023-24

Arkansas State University

Tight Ends (Dec. 2022-Feb. 2023) . . . 2022-23

Offensive Analyst 2021

Isidore Newman (La.) High School

Offensive Coordinator/Quarterbacks 2022

Bakersfield College

Quarterbacks/Pass-Game Coordinator . . . 2018

Originally signed by New Orleans as a college free agent in 2014, Kilgore competed with the team during offseason workouts and training camp before signing with the Toronto Argonauts of the Canadian Football League (CFL). He went on to appear in 43 games in the CFL (2014, '16-17, '19), completing 177-of-288 passes for 1,927 yards with eight touchdowns.

A graduate of Middle Tennessee State, Kilgore played four collegiate seasons (2010-13) for the program. He became the first Blue Raider to accumulate three 2,000-plus yard passing seasons and finished his career with 7,849 passing yards and 53 touchdowns.

Prior to Middle Tennessee, Kilgore spent the 2009 season at Bakersfield College, where he passed for 2,512 yards and 22 scores. He led the team to a 10-2 record and was named the Northern Conference Offensive Player of the Year.

A native of Rocklin, Calif., Kilgore earned both his bachelor's and master's degree in business administration from Middle Tennessee State University. Logan Kilgore and his wife, Brookey, have one daughter, Cooper.



AUSTIN KING

ASSISTANT OFFENSIVE LINE

Austin King enters his second season as assistant offensive line coach for the Denver Broncos in 2024. He was hired by the club on March 25, 2023.

King, who has 12 seasons of coaching experience, including four in the NFL, joined Denver after spending the 2022 season as assistant offensive line coach for the Chicago Bears.

In 2023, the Broncos' offensive line vastly improved, with Denver tying for the highest average time in the pocket allowed in the league with 2.7 seconds. With the help of King, guard Quinn Meinerz allowed only 23 quarterback pressures all season—which was tied for the fourth-fewest among guards with at least 625 pass blocking snaps—and center Lloyd Cushenberry III permitted only nine quarterback hurries against—the fewest among centers with at least 625 pass blocking snaps.

During the 2022 season in Chicago, King helped coach an offensive line that paved the way for the No. 1 rushing attack in the NFL (177.3 ypg). The Bears' 2022 per game rushing average was the team's highest in a single season since 1984 (185.9 ypg.).

Chicago's offensive line helped the team post Top-10 rankings in multiple rushing categories, including yards per carry (5.4—1st), runs of 10-plus yards (81—2nd), attempts (559—2nd), first downs (148—5th) and touchdowns (18—7th).

Protected by a stout front five, quarterback Justin Fields became just the third quarterback in NFL history to rush for over 1,000 yards in a single season, joining Lamar Jackson (2019, '20) and Michael Vick (2006). Fields finished the season with eight rushing scores, which tied for second most in a single season by a Bears quarterback.

Entering the NFL with the Las Vegas Raiders, King originally joined the team as an offensive quality control coach (2020) before being promoted to tight ends coach (2021). Under King's tutelage in 2021, tight end Darren Waller posted the sixth-most receptions in the AFC (55) and added 665 receiving yards with two scores in 11 games played.

Working primarily with the offensive line in 2020, King helped guide a group that surrendered only 28 sacks, which ranked 10th in the NFL. The Raider's offensive line posted four games in which the unit allowed zero sacks.

In 2021, running back Josh Jacobs posted his second career 1,000-yard season and tallied a career-high 12 rushing scores. He was 1-of-5 running backs that season (Nick Chubb, Dalvin Cook, Derrick Henry, Jonathan Taylor) to post totals of at least 1,000 rushing yards with 10 touchdowns on the ground.

Prior to joining the NFL, King spent five years at the University of Dayton, first serving as the offensive line coach (2015-16) before working his way to offensive coordinator (2017-19) for his final three seasons with the program.

King helped guide the Flyers to one of the top offenses in FCS during his time leading the offense. In 2019, Dayton ranked Top-10 in multiple offensive categories while posting the No. 1 scoring offense with 42.6 points per game.

COACHING EXPERIENCE

5th NFL Season (2nd with Broncos)

Denver Broncos

Assistant Offensive Line 2023-24

Chicago Bears

Assistant Offensive Line 2022

Las Vegas Raiders

Tight Ends 2021

Offensive Quality Control 2020

University of Dayton

Offensive Coordinator 2017-19

Offensive Line 2015-16

Syracuse University

Offensive Quality Control 2014

University of Toledo

Offensive Quality Control 2012-13

In the 2018 and '19 seasons, the Flyers averaged over seven yards per play, and were just 1-of-6 NCAA Division I programs to accomplish the feat. While at Dayton, King coached tight end Adam Trautman, who earned first-team All-America honors and was selected in the third round (105th overall) by New Orleans in the 2020 NFL Draft.

King spent one year (2014) as an offensive quality control coach for Syracuse University, where he focused mainly on the offensive line. Following the season, offensive lineman Sean Hickey earned All-ACC third-team recognition by the league's coaches.

King began his coaching career at the University of Toledo, where he worked as an offensive quality control assistant from 2012-13.

Selected by Tampa Bay in the fourth round (133rd overall) of the 2004 NFL Draft, King appeared in 34 career regular-season games (1 start) and two postseason contests at center for the Atlanta Falcons (2004-06). For his career, King was only called for two penalties.

A graduate of Northwestern University, King was a four-year starter on the offensive line for the Wildcats, earning All-Big Ten honorable mention honors three times in his career. He earned his bachelor's degree in secondary education from Northwestern in 2004.

Austin King is a native of Cincinnati.



JIM LEONHARD

DEF. PASS GAME COORD./DEFENSIVE BACKS

Jim Leonhard enters his first season as defensive pass game coordinator/defensive backs coach for the Denver Broncos in 2024. He was hired by the club on Feb. 14.

An eight-year coaching veteran at the collegiate level, Leonhard joins the Broncos after spending time

with the University of Illinois (2023) and University of Wisconsin (2016-22).

In 2023, Leonhard served as a senior football analyst at Illinois after having spent seven seasons at Wisconsin, including six years as the defensive coordinator and defensive backs coach (2017-22) and one season as defensive backs coach (2016). Leonhard also spent the last seven games of the 2022 season as the Badger's interim head coach, leading the team to a 4-3 record.

In his role as defensive coordinator, Leonhard oversaw one of the nation's most prolific defenses, ranking first among all Power-5 teams in first downs per game (15.4), third-down percentage (30.8) and yards per game (288.0) from 2017-22. Leonhard's defense also placed in the Top-5 in interception yards (1,337—2nd), takeaways (132—3rd), interceptions (87—3rd), touchdowns (157—T-3rd), interception touchdowns scored (11—T-4th) and points per game (17.9—5th) in that span.

A 2017 finalist for the Broyles Award—given annually to the best assistant coach in college football—Leonhard was responsible for the development of four Associated Press All-Americans, nine All-Big Ten first-teamers and the 2021 Big Ten Linebacker of the Year in linebacker Leo Chenal.

Leonhard led a Badgers' defense in 2021 that averaged only 239.1 yards per game, the third-best mark in school history and the fewest yards allowed by a Wisconsin defense since 1954. His defense also became just the second FBS team since 2008 to allow fewer than 70.0 rush yards per game for a season, giving up just 64.8 yards on the ground per game.

In 2018, Leonhard's defense posted four shutouts—the first Big Ten team to do so since 1962—while limiting opponents to just a 27.2 percent conversion rate on third down. They also set a new school record with 51 sacks, led by All-American outside linebacker Zack Baun (12.5) and All-Big Ten inside linebacker Chris Orr (11.5).

In his first season in 2017, Leonhard oversaw a defense that ranked second nationally in yards per game (262.1), third in points per game (13.9) and third in rush yards per game (98.4).

Leonhard's impact could be seen in his first year as a coach in 2016, leading a secondary that helped spur the second-most interceptions (22) in FBS while helping Wisconsin rank fourth in scoring defense (15.6 ppg), seventh in total defense (301.4 ypg) and 10th in pass efficiency (106.9). Leonhard also coached cornerback Sojourn Shelton to first-team All-Big Ten accolades that season with four interceptions while team MVP safety Leo Musso grabbed a team-high five picks.

As a player, Leonhard spent 10 seasons in the NFL as a safety with Buffalo (2005-07, '13), Baltimore (2008), the N.Y. Jets (2009-11), Denver (2012) and Cleveland (2014). In his career, he appeared in 142 games (73 starts) and produced a total of 396 tackles (307 solo), 4.5 sacks (47.5 yds.), 14 interceptions (247 yds., 1 TD), 35 passes defended, two forced fumbles and five fumble recoveries.

A member of the Broncos' 2012 team that finished the season with the No. 1 seed in the AFC with

COACHING EXPERIENCE

1st NFL Season (1st with Broncos)

Denver Broncos

Def. Pass Game Coord./Defensive Backs...2024

University of Illinois

Senior Football Analyst...2023

University of Wisconsin

Defensive Coordinator/Defensive Backs...2017-22

Defensive Backs...2016


a 13-3 record, Leonhard played in all 16 games (1 start). He finished the year with 17 tackles (12 solo), two interceptions, two passes defended, one fumble recovery while also returning 15 punts for 89 yards (5.9 avg.) and one kickoff for 18 yards.

A 2015 inductee to the Wisconsin Athletic Hall of Fame, Leonhard played four years with the Badgers, earning three first-team All-America and first-team All-Big Ten (2002-04) accolades after originally joining the program as a walk-on. Playing in all 51 games (39 starts) with Wisconsin, Leonhard tied the program record with 21 interceptions (251 yds.) while also recording 281 tackles (182 solo), one sack (8 yds.), 47 passes defended, one forced fumble and three fumble recoveries.

As a returner at Wisconsin, he also broke the Big Ten record for career punt return yards at the time with 1,347 yards on 105 returns (12.8 avg.) with three touchdowns.

A native of Tony, Wis., Jim Leonhard was born Oct. 27, 1982.

Addison Lynch enters his seventh season in the NFL and second with the Broncos as a defen-



ADDISON LYNCH

DEFENSIVE QUALITY CONTROL

sive quality control coach in 2024. He was hired by the club on March 25, 2023.

With 13 cumulative years of coaching experience, including six in the NFL, Lynch previously worked for Detroit (2022), Las Vegas (2021), L.A. Chargers (2018-20), Florida State (2012-17) and Mississippi College (2011).

In 2023, Denver's defense led a midseason turnaround that included forcing 16 turnovers—nine of which were caused by the secondary—during their five-game winning streak from Week 7-12. The defense also ranked near the top of the league in multiple categories from Week 7 through the end of the year, including completion percentage (61.8, 8th), interceptions (7, T-8th) and net passing yards (2,364, 10th).

Lynch assisted with the development of a secondary that included Pro Bowlers cornerback Pat Surtain II and safety Justin Simmons, both of whom made the All-Star game that season for the second time in their careers. Simmons was also voted second-team Associated Press All-Pro after totaling 70 tackles (53 solo), one sacks (15 yds.), three interceptions (39 yds.) two forced fumbles and one fumble recovery.

As a defensive quality control coach for the Lions in 2022, Lynch helped Detroit total its most wins (9) since the 2017 season. Over the final 10 weeks of the regular season, the Lions posted the fifth-most interceptions (10) and the 10th- lowest passer rating against (84.3) in the NFL.

Lynch, who primarily worked with the secondary, helped rookie safety Kerby Joseph total four interceptions, the most in a single season by a Lions rookie since Devon Mitchell (5) in 1986. Safety DeShon Elliott also had a productive year, recording a career-high 95 tackles (71 solo), one interception, three passes defended, one forced fumble and one fumble recovery.

Prior to his year with the Lions, Lynch spent the 2021 season with Las Vegas and worked as assistant defensive backs coach. He helped cornerback Brandon Facyson record his first career interception while also accumulating career-highs in tackles (53) and passes defended (13).

Lynch also helped safety Jonathan Abram total a career-high five TFLs to go along with 114 tackles (63 solo), one interception (6 yds.), four passes defended and one fumble recovery. Abram's 114 tackles tied him for fifth-most among all NFL defensive backs.

Beginning his NFL coaching career with the L.A. Chargers in 2018, Lynch spent three seasons with the team, working as a defensive quality control coach (2018-19) and assistant defensive backs coach (2020). During his time in Los Angeles, Lynch helped the Chargers rank sixth in net passing yards allowed (217.3 ypg) and eighth in total yards allowed (330.1 ypg). The team finished Top-10 in both categories in each of his three seasons.

After being promoted to assistant defensive backs coach in 2020, Lynch helped the unit produce the fourth-lowest completion percentage against (62.6) that season. The Chargers surrendered the sixth-fewest completions (340) while ranking ninth in passing yards allowed (223.6 ypg).

Lynch assisted in the development of cornerback Michael Davis in 2020, helping him tally career highs in tackles (63), interceptions (3), interceptions for touchdowns (1) and passes defended (14). Davis' 14 pass breakups ranked eighth in the NFL.

As a defensive quality control coach for the Chargers from 2018-19, Lynch worked primarily

COACHING EXPERIENCE

7th NFL Season (2nd with Broncos)

Denver Broncos

Defensive Quality Control2023-24

Detroit Lions

Defensive Quality Control2022

Las Vegas Raiders

Assistant Defensive Backs2021

Los Angeles Chargers

Assistant Defensive Backs2020

Defensive Quality Control2018-19

Florida State University

Quality Control Assistant2012-17

Mississippi College

Graduate Assistant2011

with linebackers, helping the position group with practice drills while also assisting the coaching staff with team presentations and film study for upcoming opponents. Lynch assisted safety Derwin James in his transition from college to the NFL, with James garnering numerous accolades during his rookie season.

Before joining the NFL, Lynch spent six seasons (2012-17) under Head Coach Jimbo Fisher at Florida State, serving as a quality control assistant on offense. He helped the team earn bowl appearances every season while in Tallahassee, including five consecutive New Year's Six Bowls.

During his tenure, Florida State captured the 2013 BCS National Championship after going 14-0 in the regular season and defeating Auburn University, 34-31. The following year, the Seminoles posted a 13-1 mark and earned a spot in the inaugural College Football Playoff.

Lynch began his coaching career in 2011 and worked as a graduate assistant for Mississippi College.

A native of Boston, Mass., Lynch played safety for Bryant University (2007-11) and earned a degree in business administration with an emphasis in marketing. He is married to his wife, Avery.

Greg Manusky (pronounced: man-us-ski) enters his second season as inside linebackers coach



GREG MANUSKY

INSIDE LINEBACKERS

for the Denver Broncos in 2024. He was hired by the club on Feb. 25, 2023.

With 23 years of cumulative coaching experience, Manusky has spent 21 seasons in the NFL working for six clubs—Washington (2001, '16-19), San Diego (2002-06, '11), San Francisco (2007-10), Indianapolis (2012-15), Minnesota (2022) and Denver (2023). He also coached two seasons at the University of Kentucky from 2020-21.

During his tenure as an NFL coach, Manusky has helped six players—including five linebackers—earn a combined 10 Associated Press All-Pro nods. Additionally, 12 different players have been named to at least one Pro Bowl under his guidance.

Last season, Manusky oversaw an inside linebacking unit that included linebacker Alex Singleton, who recorded a team-high 175 tackles—a franchise record for most takedowns in a season by a player since at least 1991 according to press box stats. Also part of the unit was linebacker Josey Jewell, who was 1-of-4 players in the NFL to record at least 100 tackles, three sacks and two forced fumbles during the 2023 campaign.

Previously serving as inside linebackers coach for the Vikings in 2022, Manusky coached linebackers Jordan Hicks and Eric Kendricks, both of whom started all 17 games and combined for 365 tackles (173 solo), four sacks (19 yds.), one interception (19 yds.) and 16 passes defended. Minnesota was 1-of-4 teams (Indianapolis, San Francisco, Seattle) to have a linebacker duo with at least 125 tackles and six batted passes each.

Manusky was part of a coaching staff that helped lead Minnesota to 13 regular-season wins, which tied for the second most in a single season in franchise history. The Vikings captured their fifth NFC North Division title—and their first since 2017—and advanced to the postseason for the first time since 2019.

Prior to Minnesota, Manusky worked as a quality control assistant for Kentucky during the 2020 and '21 collegiate seasons. Under Head Coach Mark Stoops, the Wildcats won 17 total games in the two-year span, including the Gator (2020) and Citrus (2021) Bowl.

Before Kentucky, Manusky returned to Washington for a second stint and coached the team's outside linebackers (2016) before being promoted to defensive coordinator (2017-19). In his three seasons leading the defense, Manusky helped the unit produce Top-10 rankings in forced fumbles (45—T-4th), sacks (134—7th) and interceptions (44—T-8th).

A four-time Pro Bowl selection, outside linebacker Ryan Kerrigan earned his final three Pro Bowl nods (2016-18) while playing for Manusky. He became the first Washington linebacker since London Fletcher (2009-12) to be selected to consecutive Pro Bowls.

In 2018, Manusky's defense ranked tied for 10th in total turnovers. The team's 18 forced fum-

COACHING EXPERIENCE

22nd NFL Season (2nd with Broncos)

Denver Broncos	
Inside Linebackers	2023-24
Minnesota Vikings	
Inside Linebackers	2022
University of Kentucky	
Quality Control Assistant	2020-21
Washington Commanders	
Defensive Coordinator	2017-19
Outside Linebackers	2016
Inside Linebackers	2001
Indianapolis Colts	
Defensive Coordinator	2012-15
San Diego Chargers	
Defensive Coordinator	2011
Inside Linebackers	2002-06
San Francisco 49ers	
Defensive Coordinator	2007-10

bles were tied with Buffalo for fourth-most in the NFL, while their 15 interceptions were tied for the ninth-best mark in the league.

Washington's 2018 defense was also one of the best at pressuring opposing quarterbacks, finishing the season with the seventh-most sacks (46) in the NFL. Kerrigan led the defense with 13 sacks, which was tied for the seventh among all NFL players.

In his first season as Washington's defensive coordinator in 2017, Manusky's unit produced the team's strongest season against the pass in nearly a decade. The unit ranked third in the NFL in completion percentage allowed (57.6) while finishing ninth in passing yards allowed per game (213.8) and 10th in opponent passer rating (81.0).

That season, the defense posted 42 sacks, the franchise's most since 2000. Kerrigan, who earned his third Pro Bowl selection, led the team with 13 sacks.

Preceding his four seasons with Washington, Manusky spent four years with Indianapolis from 2012-15 and worked as the team's defensive coordinator. He was part of a coaching staff that guided the team to an 11-5 record in three consecutive seasons (2012-14) while winning the AFC South in 2013 and '14.

Manusky coached four players to Pro Bowl selections, including three who each earned the honor twice while playing in his defense. Linebacker Robert Mathis made the Pro Bowl in back-to-back years from 2012-13 and was named Associated Press first-team All-Pro in 2013 after leading the league with 19.5 sacks and eight forced fumbles.

Prior to the Colts, Manusky returned to the Chargers and was the team's defensive coordinator for one season in 2011. Under Manusky's guidance, safety Eric Weddle collected a league-high-tying seven interceptions and earned his first career Pro Bowl nod, AP first-team All-Pro selection and Pro Football Writers of America All-NFL Team honor.

Between stints with the Chargers, Manusky earned his first opportunity as a defensive coordinator and was the architect of the 49ers' defense for four seasons (2007-10). The unit arguably had its best year under Manusky in 2009, when it forced a league-high 21 fumbles, ranked tied for third in sacks (44) and allowed the sixth-fewest yards per rush (3.6).

Playing in Manusky's defense, linebacker Patrick Willis earned AP All-Pro and Pro Bowl honors in all four years, was named Defensive Rookie of the Year in 2007 by the AP and Pro Football Writers of America and was a member of the PFWA All-NFL team on two occasions (2007, '09). Additionally, defensive tackle Justin Smith garnered consecutive Pro Bowl selections from 2009-10.

In his first run with the Chargers, Manusky served as the team's linebacker coach for five seasons from 2002-06. He coached three players to a combined four Pro Bowl selections, including linebackers Junior Seau (2002) and Shawne Merriman (2005-06) in the first two years of his NFL career.

Under Manusky's guidance in 2006, Merriman record 17 sacks, tying the franchise's single season record. Merriman's 17 sacks also led the NFL that season and were the most by a player at the time since Pro Football Hall of Fame defensive end Michael Strahan totaled 18.5 in 2003.

Beginning his coaching career in 2000, Manusky worked as a volunteer linebackers and special teams coach for Tampa Bay during training camp. He then joined Washington's staff in 2001 as the team's linebackers coach, helping guide linebacker LaVar Arrington to his first career Pro Bowl selection.

Manusky, who was a linebacker and standout special teams contributor, played 12 seasons in the NFL with Washington (1988-90), Minnesota (1991-93) and Kansas City (1994-99). He appeared in 178 regular-season games (21 starts) and five postseason contests during his professional career, totaling 217 tackles (148 solo) and 103 special teams stops.

A native of Wyoming, Pa., Manusky attended Dallas (Pa.) Senior High School before moving on to Colgate University, where he was a four-year letterman (1984-87) and an All-Colonial League selection. As a senior in 1987, Manusky was named the Colonial League's Defensive Player of the Year. He graduated with degrees in education and geology.

Given his contributions to the program, Manusky was inducted into Colgate's Hall of Honor in 2005. Manusky and his wife, Laurie, have two sons, Colton and Jake, and two daughters, Logan and Chandler.

PRO BOWL PLAYERS COACHED (12): S Mike Adams (2014-15), LB LaVarr Arrington (2011), CB Vontae Davis (2014-15), LB Donnie Edwards (2002), LB D'Qwell Jackson (2014), LB Ryan Kerrigan (2016-18), LB Robert Mathis (2012-13), LB Shawne Merriman (2005-06), LB Junior Seau (2002), DT Justin Smith (2009-10), S Eric Weddle (2011), LB Patrick Willis (2007-10).

Did You Know?

The Broncos scored four touchdowns of at least 40 yards (two pass plays, one rushing play and one punt return) during their *Monday Night Football* win against Tennessee on Nov. 19, 2007, marking the first time in club history that feat was accomplished. Denver also became the first NFL team in four seasons to score four 40-yard touchdowns in the same game with its performance against the Titans.



JOHN MORTON

PASS GAME COORDINATOR

John Morton enters his second season as pass game coordinator for the Denver Broncos in 2024. He was hired by the club on Feb. 25, 2023.

Morton, who has 21 years of NFL coaching experience across six clubs, joined the team after performing the role of senior offensive assistant with Detroit (2022) and Las Vegas (2019-21). His other NFL stops include stints with the Jets (2017), Saints (2006, '15-16), 49ers (2011-14) and Raiders (1997-2004).

With the Broncos in 2023, Morton oversaw a passing game that ranked tied for fourth in the NFL in interceptions (9), sixth in passer rating (96.7) and eighth in passing touchdowns (28). Denver's 65.7 completion percentage, 28 passing scores and 96.7 passer rating also were the highest marks by the club in a season since the 2014 season.

Wide receiver Courtland Sutton also benefited from Morton's pass game, recording one of the best seasons of his career in 2023. Sutton became the first Bronco since 2014 to record double-digit receiving scores in a single season and was also 1-of-6 players in the NFL in 2023 with at least 700 receiving yards and 10 touchdowns after recording 772 receiving yards on 59 catches (13.1 avg.) with 10 touchdowns.

In 2022, Morton was part of a coaching staff that helped the Lions rank Top-5 in numerous offensive categories, including fewest giveaways (15—1st), fewest sacks allowed (24—2nd), total offense (380.0 ypg—4th) and scoring (26.6 ppg—5th). Detroit produced five Pro Bowlers, with each player being a member of the offense.

Tight end T.J. Hockenson and center Frank Ragnow each garnered their second career Pro Bowl selection in 2022, while quarterback Jared Goff, tackle Penei Sewell and wide receiver Amon-Ra St. Brown earned their first Pro Bowl honors.

Performing a similar role with Las Vegas from 2019-21, Morton helped the Raiders' offense produce the league's highest completion percentage (68.4) during that span. The unit also ranked Top-10 in passing plays of 25 yards or more (109—T-4th), passer rating (98.1—7th), net passing yards (12,710—7th), passing yards per game (271.4—7th) and completions (1,165—8th).

With Morton's help, quarterback Derek Carr produced the most prolific passing season by a Raiders quarterback in franchise history. He set a single-season club record with 4,804 passing yards in 2021 and was 1-of-4 quarterbacks (Tom Brady, Patrick Mahomes, Aaron Rodgers) in the NFL with at least 4,000 passing yards in three-straight seasons from 2019-21.

In 2020, Morton helped oversee one of the most successful offensive campaigns in Raiders franchise history. While ranking Top-10 in many offensive categories, Morton assisted the unit in producing a 4,000-yard passer, 1,000-yard receiver and 1,000-yard rusher for the second consecutive season after becoming the first offense to do so in club history during his first year with the team in 2019.

Morton also tutored running back Josh Jacobs and tight end Darren Waller, each of whom earned Pro Bowl nods during his tenure. In 2020, Jacobs became the first rusher in franchise history to tally back-to-back seasons with at least 1,000 rushing yards to start his career, while Waller broke Pro Football Hall of Fame wide receiver Tim Brown's team record for most receptions in a single season (107).

Prior to the Lions and Raiders, Morton spent the 2017 campaign with the Jets, serving as the team's offensive coordinator. With Morton at the helm, quarterback Josh McCown completed a career-high 67.4 percent of his passes, while wide receivers Robbie Anderson and Jermaine Kearse combined to record 128 receptions for 1,751 yards (13.7 avg.) with 12 touchdowns.

Before joining the Jets, Morton returned to New Orleans and worked as wide receivers coach for two years (2015-16) under Head Coach Sean Payton. He previously spent the 2006 campaign with the Saints and served as an offensive assistant/passing game coach.

In his time overseeing wide receivers in New Orleans, the team's wideouts combined for 507 receptions and 6,682 receiving yards. In 2016, the Saints boasted two 1,000-yard receivers in Brandin Cooks and Michael Thomas while Willie Snead IV totaled 895 receiving yards.

Preceding New Orleans, Morton coached four seasons for San Francisco (2011-14) and worked

COACHING EXPERIENCE

22nd NFL Season (2nd with Broncos)

Denver Broncos	
Pass Game Coordinator	2023-24
Detroit Lions	
Senior Offensive Assistant	2022
Oakland/Las Vegas Raiders	
Senior Offensive Assistant	2019-21
Tight Ends	2004
Sr. Offensive Asst./Wide Receivers	2002-03
Off. Quality Control/Wide Receivers	2000-01
Off. Assistant/Wide Receivers	1998-99
Personnel	1997
New York Jets	
Offensive Coordinator	2017
New Orleans Saints	
Wide Receivers	2011
Offensive Assistant/Passing Game	2006
San Francisco 49ers	
Wide Receivers/Passing Game	2011-14
University of Southern California	
Off. Coord./Pass Game Coord./WRs	2009-10
Pass Game Coord./Wide Receivers	2007-08
University of San Diego	
Pass Game/Wide Receivers	2005

as wide receivers/passing game coach. During the four-year span, the 49ers compiled a 44-19-1 (.688) regular-season record, won two NFC West division titles, appeared in three consecutive conference championships games and played in Super Bowl XLVII against Baltimore.

Under Morton's guidance, wide receivers Anquan Boldin and Michael Crabtree combined for three 1,000-yard receiving seasons. Boldin surpassed 1,000 receiving yards in consecutive seasons (2013-14) and posted 12 touchdowns, while Crabtree scored 18 times while being coached by Morton from 2011-14.

Ahead of his tenure with the 49ers, Morton worked for the University of Southern California for four seasons (2007-10) under head coaches Pete Carroll and Lane Kiffin. He spent his last two seasons (2009-10) as the Trojans' offensive coordinator/passing game coordinator/wide receivers coach after originally serving as a passing game coordinator/wide receivers coach (2007-08).

Morton's first run with the Saints came in 2006 when he was an offensive assistant/passing game coach. That season, the Saints won double-digit games and made the playoffs for the first time since 2000.

Entering the collegiate ranks for the first time in his career in 2005, Morton spent the season at the University of San Diego, performing the role of passing game/wide receivers coach on Jim Harbaugh's staff. He mentored quarterback Josh Johnson to program records in completions (260) and completion percentage (70.1).

The Raiders provided Morton with his first NFL personnel/coaching experience immediately following his playing career. He spent eight seasons with the organization (1997-2004) and was part of the coaching staff for seven of those years.

After beginning his Raiders tenure in football personnel in 1997, Morton went on to perform the role of offensive assistant/wide receivers (1998-99), offensive quality control/wide receivers (2000-01), senior offensive assistant/wide receivers (2002-03) and tight ends coach (2004).

Before joining the coaching fraternity, Morton entered the NFL as an undrafted free agent in 1993, where he spent time on the Raiders (1993-94) and Packers (1993) practice squads. He also competed in training camp with the Jaguars (1995) and Raiders (1996).

Following the NFL, Morton played two seasons (1995-96) for the CFL's Toronto Argonauts and World League's Frankfurt Galaxy (1997).

A native of Rochester Hills, Mich., Morton is a 1997 graduate of Western Michigan, where he played wide receiver for two seasons (1991-92). Morton received All-Mid-American Conference honors with the Broncos after spending two years at Grand Rapids (Mich.) Community College.

Morton has two daughters, Tierney Rose and Sage Marie.



ISAAC SHEWMAKER

DEFENSIVE QUALITY CONTROL

Isaac Shewmaker enters his second season as a defensive quality control coach for the Denver Broncos in 2024. He was hired by the club on March 25, 2023.

In his first season in Denver, the Broncos recorded 42 sacks—the most by the team in a season since 2020—with 22 of them coming from outside linebackers. Shewmaker assisted in overseeing the outside linebacking unit that included outside linebackers Jonathon Cooper (8.5) and Nik Bonitto (8.0), both of whom set new career highs in sacks in 2023.

Shewmaker, who has eight cumulative years of coaching experience, spent the previous two seasons before joining Denver with the L.A. Chargers as a defensive quality control coach. While with the Chargers, Shewmaker helped the defensive coaching staff transition to a 3-4 base front scheme while focusing primarily on the secondary (2021) and inside/outside linebackers (2022).

In Shewmaker's two seasons with the Chargers, the club posted the third-most forced fumbles (32) and third-fewest completions against (667) while ranking seventh in completion percentage against (62.7) and ninth in passing yards allowed per game (210.8). While on staff, Shewmaker helped safety Derwin James earn Associated Press second-team All-Pro honors (2022) and Pro Bowl nods in 2021 and '22.

In 2022, the Chargers' defense ranked seventh in passing defense (200.4 ypg) while allowing 300 passing yards or fewer in 16 of 17 games played. The club also allowed the second-fewest completions (310), seventh-lowest completion percentage (61.4) and the eighth-fewest passing first downs (175) in the league.

COACHING EXPERIENCE

4th NFL Season (2nd with Broncos)

Denver Broncos

Defensive Quality Control 2023-24

Los Angeles Chargers

Defensive Quality Control 2021-22

University of Tennessee

Defensive Graduate Assistant 2020

University of Alabama

Defensive Analyst 2019

Defensive Assistant 2016-18

University of Kentucky

Student Defensive Assistant 2015

Prior to entering the NFL, Shewmaker spent five years at the collegiate level, most recently with the University of Tennessee in 2020 as a defensive graduate assistant. He began his coaching career at the University of Alabama, serving as a defensive analyst (2019) and defensive assistant (2016-18) for the Crimson Tide.

While in Tuscaloosa, Shewmaker was part of a coaching staff that helped lead the team to a 52-5 (.912) regular-season record from 2016-19 and three consecutive College Football Playoff appearances (2016-18). The Crimson Tide captured the 2018 CFP National Championship after defeating University of Georgia, 26-23. He began his coaching career as a student defensive assistant at the University of Kentucky in 2015.

A native of Lexington, Ky., Isaac Shewmaker graduated from Alabama in 2019 with a bachelor's degree in education.



SHAUN SNEE

ASSISTANT STRENGTH & CONDITIONING

Shaun Snee enters his second season as an assistant strength and conditioning coach for the Denver Broncos in 2024. He was hired by the club on March 25, 2023.

With 12 years of cumulative experience as a strength and conditioning coach, Snee joined the Broncos after spending the previous eight years at the University of Wisconsin. While at Wisconsin, Snee served as an assistant strength and conditioning coach for six years (2015-20) before being promoted to director of football strength and conditioning for the final two years (2021-22) of his tenure.

Snee's professional experience also includes stops at the University of Massachusetts (2014) and University of Pittsburgh (2012-13).

While working with Wisconsin's football program as a strength and conditioning coach, Snee was responsible for overseeing the team's nutrition program, while leading the use of Catapult GPS software and other sports science initiatives. He also managed the return-to-play progressions for injured players and served as the strength program's internship coordinator.

Prior to Wisconsin, Snee spent one year at the University of Massachusetts (2014), serving as an assistant strength and conditioning coach for the Minutemen. He worked with the football, men's hockey, women's basketball, men's lacrosse, women's soccer, diving and field hockey teams, and was head strength and conditioning coach for the baseball program.

Serving as a strength and conditioning assistant at the University of Pittsburgh from 2012-13, Snee worked with the football program under then Head Coach Paul Chryst. Snee also spent the summer of 2010 working at NC State with their football program.

Snee is a Registered Strength and Conditioning Coach with Distinction (RSCC*D) and a Certified Strength and Conditioning Specialist (CSCS) through the National Strength and Conditioning Association (NSCA). A Certified Sports Nutritionist through the International Society of Sports Nutrition (ISSN), Snee is also a USA Weightlifting Level I Sports Performance Coach and holds National Association for Speed & Explosion, Functional Movement Screening Level 1 and Reflexive Performance Reset Level 1 certifications.

Currently pursuing his PhD in health and human performance, Snee received his master's degree in exercise science from California University of Pennsylvania in 2014, graduating magna cum laude. He received his undergraduate degree in exercise science at East Stroudsburg University and was involved in several academic internships at the time, including coaching at a private facility that trained special needs youth.

Snee's brother, Chris, is a two-time Super Bowl champion and four-time Pro Bowler who played 10 seasons on the New York Giants' offensive line. A native of Montrose, Pa., Shaun Snee and his wife, Sarah, have a daughter, Maeve, and a son, Mason.

COACHING EXPERIENCE

2nd NFL Season (2nd with Broncos)

Denver Broncos

Assistant Strength & Conditioning . . .2023-24

University of Wisconsin

Director of Strength & Conditioning . . .2021-22

Assistant Strength & Conditioning . . .2015-20

University of Massachusetts

Assistant Strength & Conditioning2014

University of Pittsburgh

Strength & Conditioning Grad Asst.2012-13

DID YOU KNOW?

Pro Football Hall of Fame running back Floyd Little, who played for Denver from 1967-75, was the first No. 1 draft pick ever signed by the Broncos. Selected by Denver with the sixth overall pick in 1967 from Syracuse University, Little totaled the second-most rushing yards (6,323) and the fourth-most rushing touchdowns (43) in professional football during his nine-year career.



ZACH STRIEF

OFFENSIVE LINE

Zach Strief enters his second season as offensive line coach for the Denver Broncos in 2024. He was hired by the club on Feb. 25, 2023.

Last season, the Broncos' offensive line vastly improved under Strief, with Denver fielding the exact same starting line for 16-of-17 regu-

lar-season games. Denver's offensive line also became one of the best in pass-blocking units, tying for the highest average time allowed in the pocket at 2.7 seconds.

Strief also oversaw the development of center Lloyd Cushenberry III, who permitted only nine quarterback hurries against—the fewest among centers with at least 625 pass blocking snaps. Guard Quinn Meinerz also benefitted from Strief's coaching, allowing only 23 quarterback pressures all season, which was tied for the fourth-fewest among guards with at least 625 pass blocking snaps.

Strief joined the Broncos with two seasons of coaching experience, both coming with New Orleans. He worked as assistant offensive line coach for the Saints the last two seasons (2021-22) after serving as the voice of the Saints for three years (2018-20).

In his two seasons on New Orleans' coaching staff, Strief helped guide an offensive line that allowed the unit to rank third in the NFL in yards per completion (11.7) and 10th in yards per attempt (7.3). From 2021-22, the Saints' offensive line blocked for a rushing attack that eclipsed the 100-yard rushing mark on 19 occasions.

Across the two seasons, running back Alvin Kamara and quarterback Taysom Hill rushed for at least 100 yards a combined seven times. Kamara produced five such games, while Hill reached the milestone twice.

In 2022, the Saints ranked fifth in passing yards per attempt (7.8) while ranking 10th in yards per play (5.6). Quarterbacks Andy Dalton and Jameis Winston each posted 300-yard passing games while Kamara and Hill notched a combined three 100-yard rushing efforts.

In Strief's first season as assistant offensive line coach in 2021, the Saints' offensive front blocked for Kamara who posted three games with 100 or more rushing yards on his way to his fifth straight Pro Bowl season. That season, Kamara tallied 240 carries for 898 rushing yards (3.7 avg.) with four touchdowns while catching 47 passes for 439 yards (9.3 avg.) with five scores.

A five-time team captain as a player, Strief was selected by New Orleans in the seventh round (210th overall) of the 2006 NFL Draft. He spent his entire 12-year career with the Saints, helping the team win four NFC South Division titles and a World Championship in Super Bowl XLIV.

He appeared in 158 career regular-season games (94 starts), representing—at the time—the third-most games played by a Saints' offensive lineman and the 11th-most contests by a player in team history. Strief also appeared in 10 postseason games (4 starts), the second most in team annals.

From 2011-16, Strief started 85 regular-season games and four postseason contests at right tackle, helping the team rank first in the NFL in total offense (419.8 ypg) and second in scoring (28.1). The Saints led the league in total offense in three of those seasons (2011, '14, '16) and were Top-5 in scoring three times (2011-12, '16).

In 2011—Strief's first season starting all games which he played—the Saints' offense produced a record-setting year en route to an NFC South division title. The offense totaled a single-season NFL record 7,474 net yards along with the fourth-most points (547) in a single season in the NFL.

During his tenure as a primary starter on the team's offensive line (2011-16), New Orleans allowed the third-fewest sacks in the league (176) while recording the second-most overall touchdowns (328). Quarterback Drew Brees led the league in completions (2,691), completion percentage (68.4), passing yards (30,845) and passing touchdowns (230) while ranking second in passer rating (101.9) and fourth in yards per attempt (7.8).

In his final season as a player in 2017, Strief started both games played and was part of a team that won its first NFC South Division title since 2011. That season, the Saints led the league in completion percentage (72.0), passing yards per attempt (8.1) and passer rating (103.9) while ranking second in total offense (391.2 ypg), completions (386), fewest sacks (20) and fewest interceptions (8).

A three-time All-Big Ten award winner, Strief started 40 games at right tackle during his final three seasons (2003-05) at Northwestern University. In his final collegiate season in 2005, Strief was named first-team All-America by the Football Writers Association of America (FWAA) and second-team All-Big Ten.

COACHING EXPERIENCE

4th NFL Season (2nd with Broncos)

Denver Broncos

Offensive Line 2023-24

New Orleans Saints

Assistant Offensive Line 2021-22

With the honor, Strief became Northwestern's first All-America offensive lineman in 22 years and was part of the 2005 team that averaged more than 500 yards of total offense (500.3) for just the second time in Big Ten history. Strief was inducted into the Northwestern Department of Athletic Recreation Hall of Fame in 2018.

A native of Milford, Ohio, Zach Strief is married to his wife, Charlotte, and has two sons, Rhey and Porter.



FAVIAN UPSHAW

OFFENSIVE QUALITY CONTROL

Favian Upshaw enters his second season as an offensive quality control coach for the Denver Broncos in 2024. He was hired by the club on March 25, 2023.

Joining the Broncos in 2023, Upshaw helped oversee a running backs room that included running back Jaleel McLaughlin, who posted the fifth-most scrimmage yards (570) by a Broncos undrafted rookie in a season. He also helped in the development of running back Javonte Williams, who recorded a team-high 774 yards on 217 carries (3.6 avg.) with three touchdowns, as he returned from his season-ending injury the season prior.

Accumulating five seasons of coaching experience, including four at the collegiate level, Upshaw joined the Broncos after spending the 2022 season as an offensive analyst for Tulane University. He has also spent time with Georgia Southern (2021), Benedict College (2020), Savannah State (2020) and Tulane (2018-19).

In 2022, Upshaw was part of a coaching staff that helped the Green Wave to its first American Athletic Conference Football Championship and a victory over USC in the Cotton Bowl. Among teams in the American Athletic Conference (AAC), Tulane's offense ranked first in touchdowns (66), second in total yards (6,179) and third in points per game (36.0 ppg).

Prior to Tulane, Upshaw rejoined his alma mater, Georgia Southern, for the 2021 season and served running backs coach. Upshaw's unit helped the Golden Eagles led the Sun Belt Conference in rushing attempts (585) while ranking second in yards per rush (5.0) and third in rushing offense (193.5 ypg). Georgia Southern's 193.5 rushing yards per game also ranked 32nd nationally.

In 2020, Upshaw spent time with Benedict College and Savannah State, working as quarterbacks and running backs coach, respectively. Due to the COVID-19 pandemic, neither institution played a season in 2020.

Beginning his collegiate coaching career as a graduate assistant for Tulane from 2018-19, Upshaw helped the team capture back-to-back bowl wins for the first time in school history. Prior to Tulane, Upshaw was co-offensive coordinator and a teacher at Astronaut High School in Titusville, Fla.

An alumnus of Georgia Southern, Upshaw racked up over 2,400 yards of total offense in four years as a co-starter at quarterback for the Golden Eagles. In 2015, he produced a breakout season, totaling 583 rushing yards with six touchdowns to go along with four passing scores. He was named MVP of the 2015 GoDaddy Bowl, the first bowl game in program history.

A native of Titusville, Fla., Upshaw graduated from Georgia Southern with a bachelor's degree (sport management) in 2016. He earned his masters degree (liberal arts) from Tulane in 2020.

COACHING EXPERIENCE

2nd NFL Season (2nd with Broncos)

Denver Broncos

Offensive Quality Control 2023-24

Tulane University

Offensive Analyst/Recruiting 2022

Graduate Assistant 2018-19

Georgia Southern University

Running Backs 2021

Benedict College

Quarterbacks 2020

Savannah State University

Wide Receivers/Running Backs 2020

Astronaut High School (Titusville, Fla.)

Co-Offensive Coordinator 2017

DID YOU KNOW?

The record for most years of service on the Broncos' coaching staff is 21, held by Mike Shanahan. He was an assistant with the Broncos from 1984-87 and from '89-91 before serving as head coach from 1995-2008.

Shanahan and Joe Collier are the only two individuals to coach at least 20 years for the Broncos. Collier served on Denver's coaching staff in several capacities for 20 seasons from 1969-88.

JOE VITT

SENIOR DEFENSIVE ASSISTANT



Joe Vitt enters his 43rd season in the NFL and second as senior defensive assistant for the Denver Broncos in 2024. He was hired by the club on March 25, 2023.

Beginning his coaching career in 1979 with the Baltimore Colts, Vitt has worked for nine NFL clubs prior to the Broncos. He has helped five franchises reach the postseason 13 times, including the Saints, who made the postseason on five occasions with Vitt on staff.

In his first season with Denver in 2023, Vitt helped oversee a defensive midseason turnaround, with the team ranking second in third down conversion percentage (30.4) and seventh in points allowed per game (19.4) from Week 7 through the rest of the season. The defense produced two Pro Bowlers with cornerback Pat Surtain II and safety Justin Simmons—both earning their second career appearances in the All-Star game—while Simmons earned his fourth career Associated Press second-team All-Pro honors.

Vitt also assisted with the inside linebackers, where he helped coach inside linebacker Alex Singleton to 175 defensive tackles, which set a franchise record for most tackles in a season since at least 1991 according to press box stats. Inside linebacker Josey Jewell also has a solid season with the help of Vitt, finishing the year as 1-of-4 players to record at least 100 tackles, three sacks and two forced fumbles.

Vitt joined the Broncos after spending two seasons as senior defensive assistant/outside linebackers coach for the Jets from 2019-20. In his two seasons with the Jets, Vitt helped the defense rank second in the NFL in fewest yards per rush (3.7) and fourth in fewest rushing yards per game (99.5).

While on the Jets' staff, Vitt oversaw the development of linebackers Jordan Jenkins and Tarell Basham. Jenkins led the team with 8.0 sacks in 2019 and became 1-of-8 players in franchise history to tally seven or more sacks in consecutive seasons. Basham, meanwhile, registered 5.5 sacks, one interception (1 yd.), seven passes defensed and three fumble recoveries in his two seasons under Vitt.

Prior to his time in New York, Vitt served as the senior director of football and player development for the Dolphins in 2018 after spending 11 years with the Saints (2006-16) as assistant head coach and linebackers coach under Head Coach Sean Payton. Vitt also served as the team's interim head coach in 2012 and guided the club to a 7-9 record.

In 11 seasons with the Saints, Vitt helped coach the team to 101 regular-season wins, which tied for seventh most in the league during that span. The team had five winning seasons, five playoff appearance and won one Super Bowl during Vitt's tenure.

Vitt helped six different Saints linebackers produced 90-tackle seasons (according to Radar360), including linebacker Jonathan Vilma, who did so from 2008-10 while twice earning Pro Bowl recognition (2009-10). Under Vitt's guidance from 2008-12, Vilma totaled 438 tackles (311 solo), eight sacks (75 yds.), six interceptions (56 yds., 1 TD), 21 passes defensed, six forced fumbles and seven fumble recoveries.

Prior to New Orleans, Vitt returned to the Rams, where he previously coached from 1992-94, and worked as the team's assistant head coach and linebackers coach from 2004-05. Following a medical issue with Head Coach Mike Martz at the start of the 2005 season, Vitt stepped in and served as the club's interim head coach from Week 5 to the conclusion of the season.

Preceding his time in St. Louis, he served as linebackers coach for the Chiefs for four seasons (2000-03) after overseeing defensive backs for Green Bay in 1999. Vitt helped the Packers' defense rank fourth in the league in interceptions (26), which doubled their total from the previous year.

Vitt first worked with Payton in Philadelphia when they were members of the Eagles' coaching staff. Vitt worked as linebackers coach for four seasons from 1995-98.

During his four seasons in Philadelphia, Vitt helped the Eagles' defense rank Top-10 in the NFL in pass defense (178.7 ypg—1st), fewest completions (1,047—3rd), total yards per game (301.1—5th), sacks (173—5th) and passing touchdowns allowed (70—T-9th).

In his first stint with the Rams, Vitt served as assistant head coach and defensive backs coach (1992-94) after spending 10 years with the Seahawks (1982-91). He performed multiple roles in his 10 years with the Seahawks, including safeties coach (1988-91), quality control/assistant linebackers coach (1983-87) and quality control coach/assistant strength and conditioning (1982).

COACHING EXPERIENCE

43rd NFL Season (2nd with Broncos)

Denver Broncos	
Senior Defensive Assistant	2023-24
New York Jets	
Sr. Defensive Assistant/Outside LBs	2019-20
Miami Dolphins	
Sr. Director, Football & Player Development	2018
New Orleans Saints	
Interim Head Coach	2012
Asst. Head Coach/Linebackers	2006-16
Los Angeles/St. Louis Rams	
Interim Head Coach	2005
Asst. Head Coach/Linebackers	2004-05
Asst. Head Coach/Defensive Backs	1992-94
Kansas City Chiefs	
Linebackers	2000-03
Green Bay Packers	
Defensive Backs	1999
Philadelphia Eagles	
Linebackers	1995-98
Seattle Seahawks	
Safeties	1988-91
Quality Control/Asst. Linebackers	1983-87
Defensive Quality Control	1982
Baltimore Colts	
Strength/Quality Control	1979-81

Vitt got his start in coaching with the Baltimore Colts and worked as the team's strength and quality control coach from 1979-81.

Before embarking on a career in coaching, Vitt played linebacker for Towson State, where he was part of the school's 1974 undefeated team. In 1976, he helped Towson finish as the NCAA Division III runner-up in the program's eighth year of existence. The 1976 team was honored as a Team of Distinction by the school's Hall of Fame in 2009.

An avid supporter of the United States Military, Vitt was the 2012 and 2013 nominee for the NFL's Salute to Service Award while serving on the Saints coaching staff. A native of Blackwood, N.J., Vitt and his wife, Linda, have one son, Joe Jr., and one daughter, Jennifer.



DAVIS WEBB

QUARTERBACKS

Davis Webb enters his second season as quarterbacks coach for the Denver Broncos in 2024. He was hired by the club on March 25, 2023.

Webb joined the Broncos coaching staff after a six-year NFL playing career. He was originally drafted by the N.Y. Giants in the third round (87th overall) of the 2017 NFL Draft and spent time with the Giants (2017, '22), Jets (2018) and Bills (2019-21).

In his first year with the club in 2023, Webb was a part of a staff that helped the Broncos finish the year 8-9, their best record since 2016.

Under Webb, the Broncos' quarterback room finished with a 65.7 completion percentage, 28 passing touchdowns and a 96.7 passer rating, all three marks being the highest by the team since the 2014 season. Denver's quarterbacks also posted six games with multiple passing touchdowns and no interceptions, which was tied for the fifth-most such games in 2023.

Under Webb, quarterback Russell Wilson completed 66.4 percent of his throws (297-of-447 passing) during the season, which was the third-best mark of his career. Quarterback Jarrett Stidham also recorded his first career win vs. LAC (12/31), completing 20-of-32 of his passes for 224 yards with one touchdown (93. rtg.).

In his final season as a player in 2022, Webb spent time on Giants' active roster and practice squad. He started the team's regular season finale against Philadelphia, throwing for 168 yards with one touchdown.

Webb, who spent the first three seasons of his collegiate career at Texas Tech University (2013-15), played his final season at the University of California, Berkeley (2016) as a graduate transfer. In four collegiate seasons, Webb appeared in 35 games (26 starts), completing 841-of-1,367 passes (61.5%) for 9,852 yards with 83 touchdowns and 34 interceptions.

In his final collegiate season at Cal in 2016, Webb was named honorable mention All-Pac 12. That season, he completed 382-of-620 (61.6%) passes (61.6%) for 4,295 yards with 37 touchdowns and 12 interceptions (135.6 rtg.). He led the conference in passing yards per game (357.9) and total offense (348.8) while setting school records for passing attempts and completions.

Webb earned his bachelor's degree (exercise and sports science) from Texas Tech University and his master's degree (public health) from the University of California, Berkeley. A native of Prosper, Texas, Webb was born on Jan. 22, 1995.



MICHAEL WILHOITE

OUTSIDE LINEBACKERS

Michael Wilhoite enters his second season as outside linebackers coach for the Denver Broncos in 2024. He was hired by the club on Feb. 25, 2023.

Wilhoite joined the Broncos with four seasons of coaching experience, including two as a position coach.

He most recently served as linebackers coach for the L.A. Chargers from 2021-22.

In 2023, the Broncos totaled 42 sacks—the most by a Denver team in a season since 2020—with 22 of them coming from the outside linebackers. Denver also totaled 71 tackles for loss on the year, with the outside linebackers accounting for 29 of them.

Under Wilhoite's guidance, outside linebackers Jonathon Cooper (8.5) and Nik Bonitto (8.0) set new career highs in sacks and became the first Broncos duo to record at least eight sacks in a single season since 2018. Cooper became an impact player on the edge in 2023, recording the second-most sacks seventh-round draft picks that year.

COACHING EXPERIENCE

2nd NFL Season (2nd with Broncos)

Denver Broncos

Quarterbacks 2023-24

COACHING EXPERIENCE

6th NFL Season (2nd with Broncos)

Denver Broncos

Outside Linebackers 2023-24

Los Angeles Chargers

Linebackers 2021-22

New Orleans Saints

Defensive Assistant 2020

Special Teams Assistant 2019

In addition to his time with the Chargers, Wilhoite coached two seasons in New Orleans under Head Coach Sean Payton, serving as special teams assistant (2019) and defensive assistant (2020). He began coaching after playing six seasons in the NFL with San Francisco (2011-16) and Seattle (2017).

In his second season as Chargers' linebackers coach in 2022, Wilhoite coached linebacker Drue Tranquill, who totaled the eighth-most tackles (144) by a player in the AFC. His 144 defensive stops (93 solo) represented the fifth most by a Charger in a single season in franchise history.

Joining the Chargers coaching staff in 2021, Wilhoite tutored a group that saw linebacker Kyzir White lead the Chargers and rank third in the AFC with a career-high 144 tackles (90 solo), including seven tackles for loss. White became the first Chargers defender to register at least seven double-digit tackle performances in a single season since 2008.

Wilhoite also helped develop linebacker Nick Niemann, who led all rookies with 14 special teams tackles that season. Niemann went on to be named to the 2021 Pro Football Writers of America All-Rookie team.

Following his six-year stint as a player, Wilhoite began coaching in 2019. He spent two seasons with the Saints, serving as special teams (2019) and defensive (2020) assistant.

Wilhoite was part of a coaching staff that guided the team to a 25-7 record and back-to-back NFC South division titles. The Saints' defense surrendered the fifth-fewest points per game (21.1) in 2020, while the special teams unit ranked first in American sportswriter Rick Gosselin's 2019 special teams rankings.

Originally signed by San Francisco as a college free agent in 2011, Wilhoite appeared in 79 career regular-season games (45 starts) with 49ers and Seahawks. He totaled 263 tackles (203 solo), four interceptions (1 yd.), 11 passes defended, two forced fumbles and one fumble recovery during his career.

Wilhoite played collegiately at Division-II Washburn University in Topeka, Kan., where he suited up as a free safety and outside linebacker. He appeared in 44 career games over four seasons (2006-08, '10) for the Ichabods, recording 203 tackles (109 solo), 2.5 sacks (7 yds.), three interceptions (40 yds.), 16 passes defended, two forced fumbles and two fumble recoveries.

A native of Topeka, Kan., Wilhoite is married to his wife, Jacqueline.



PAUL KELLY

ASSISTANT TO THE HEAD COACH

Paul Kelly enters his second season as assistant to the head coach for the Denver Broncos in 2024. He was hired by the club on Feb. 21, 2023.

With 23 years of NFL experience, Kelly joined the Broncos after spending 11 seasons as director of football operations for the Washington

Commanders. He began his tenure with the team in 2010 under Head Coach Mike Shanahan and remained with the club through the 2020 campaign.

As director of football operations, Kelly was responsible for coordinating the team's daily operations, including travel and accommodations. He also managed the budget for all football departments, coordinated training camp logistics and oversaw the football schedule throughout the year.

With Kelly on staff, Washington won the NFC East division three times (2012, '15, '20), with their division title in 2012 being the franchise's first since 1999. During his time in Washington, Kelly worked with four head coaches: Shanahan (2010-13), Jay Gruden (2014-19), Bill Callahan (2019) and Ron Rivera (2020).

Prior to his stint in the nation's capital, Kelly spent five years as assistant to the head coach/football operations for Tampa Bay (2004-08), helping organize the club's day-to-day football operations. In his five seasons, the Buccaneers captured two NFC South titles in 2005 and '07.

Getting his start in the NFL with Oakland, Kelly spent six years with the Raiders, starting as a coaches assistant (1998-2001) before transitioning to assistant to the head coach for two seasons (2002-03). Helping the franchise capture three consecutive division titles and the second most wins (33) in the NFL from 2000-02, Kelly assisted Head Coach Bill Callahan as he guided the franchise to an appearance in Super Bowl XXXVII.

A native of San Diego, Kelly graduated from California State University, Hayward in 1990 with a bachelor's degree in business administration with an emphasis in new ventures and small business management. Kelly and his wife, Catherine, have two sons, Colin and Hunter, and one daughter, Lauren.

COACHING EXPERIENCE

24th NFL Season (2nd with Broncos)

Denver Broncos	Assistant to the Head Coach	2023-24
Washington Commanders	Director of Football Operations	2010-20
Tampa Bay Buccaneers	Asst. to the Head Coach/Football Ops	2004-08
Oakland Raiders	Assistant to the Head Coach	2002-03
	Coaches Assistant	1998-2001

PLAYER HEALTH & PERFORMANCE



BEAU LOWERY

VICE PRESIDENT OF PLAYER HEALTH & PERFORMANCE

Beau Lowery enters his second year as vice president of player health & performance for the Denver Broncos in 2024. He was hired by the club on Feb. 24, 2023.

A 26-year professional in the field of performance and enhancement, Lowery joined the Broncos after spending nearly two years as director of sports medicine for Louisiana State University. His two-year stint with LSU athletics followed a nine-year run with the New Orleans Saints from 2012-21.

Lowery's program made an immediate impact, as the Broncos ranked second in the NFL with 32 injuries that resulted in missed time in the regular season. With the improvement on injuries in 2023, Denver posted their best mark since the 2016 season with an 8-9 record, including going 3-3 against AFC West foes.

As director of sports medicine for LSU, Lowery was responsible for developing, coordinating and administering a comprehensive sports medicine program for all athletic teams while also serving as head athletic trainer for football. Additionally, he served as the liaison for LSU athletics to physicians and the medical community.

Prior to LSU, Lowery spent a decade with the Saints, performing a variety of roles during his tenure. He worked as an assistant athletic trainer/physical therapist (2011-14) before being promoted to director of rehabilitation (2015-16) and director of sports medicine (2017-20).

Lowery joined the Saints after working for the Baton Rouge Orthopedic Clinic for two years, where he served as a physical therapist/athletic trainer while also helping to establish Traction Elite Physical Therapy in Baton Rouge, La.

Preceding his time with the Baton Rouge Orthopedic Clinic, Lowery worked as a graduate assistant and associate athletic trainer/physical therapist for LSU from 2004-10. As a graduate assistant (2004-05), Lowery worked exclusively with women's soccer and the gymnastics program while earning his master's degree in kinesiology with an emphasis in motor behavior.

From 2006-10, Lowery primarily worked as the physical therapist and athletic trainer for the Tigers' baseball, men's golf and cheerleading teams. He also served as an adjunct professor at LSU for six years.

Lowery earned his undergraduate degree in physical therapy from the University of Mississippi in 1998. Following graduation, Lowery worked as a physical therapist at South Central Regional Medical Center in Laurel, Miss.


While working in Laurel, Lowery finished his athletic training internship at Jones County Junior College and Jones County High School in 2000. He then became the outpatient physical therapy coordinator of South Central Regional Medical Center and the athletic trainer for Laurel High School.

A native of Seminary, Miss., Lowery received a doctorate of physical therapy from the University of Mississippi Medical Center in 2013. He is a licensed physical therapist and athletic trainer and is also board certified in sports physical therapy.



Joseph Danos

Director of Sports Science




Freddie Walker

Asst. Dir. of Sports Science



Ema Thake

Dir. of Performance Nutrition



Vince Garcia

Head Athletic Trainer

PLAYER PERSONNEL / FOOTBALL OPERATIONS

**DARREN MOUGEY****ASSISTANT GENERAL MANAGER**

Darren Mougey enters his 13th season with the Broncos in 2024 and his third year as assistant general manager. He was originally hired by the club in 2012.

For the fourth consecutive year (2021-24), Mougey oversees the day-to-day operations of the pro and college scouting departments, while working directly with General Manager George Paton on all player personnel and college scouting decisions.

Prior to being named director of player personnel (2021) and assistant general manager (2022), Mougey spent the 2020 campaign working as the team's assistant director of college scouting. Before being promoted to

assistant director of college scouting, Mougey served as Western regional scout (2017-19) and Western area scout (2016).

Hired as a personnel intern by the Broncos in 2012, Mougey has also worked as a personnel/scouting assistant (2013), college/pro personnel scout (2014) and Southwest area scout (2015). He began his post-playing career as an offensive assistant at his alma mater Chaparral High School (Scottsdale, Ari.) in 2011.

Prior to joining the Broncos, Mougey competed in NFL training camps as a wide receiver with the Atlanta Falcons (2009) and Arizona Cardinals (2010). A four-year letterman and a team captain at San Diego State University, he played wideout during his final two collegiate seasons after converting from quarterback.

A graduate of San Diego State with a bachelor's degree in business, Mougey prepped at Chaparral High School where he was a highly-touted quarterback prospect. He and wife, Hannah, have one son, Emmett, and one daughter, Marlow.

**RICH HURTADO****VICE PRESIDENT OF FOOTBALL ADMINISTRATION**

Rich Hurtado enters his fifth year with the Denver Broncos in 2024, serving as the club's vice president of football administration. After 15 years of experience negotiating contracts as a team executive or player agent, he was hired by the Broncos on Jan. 29, 2020.

Hurtado is the club's lead negotiator and manages all aspects of the salary cap, including financial and strategic planning related to player acquisition and roster construction. He works closely with General Manager George Paton on roster management and other football related issues, while providing

input into all strategic football decisions.

Hurtado leads the club's contract and roster compliance with the league's Collective Bargaining Agreement and serves as the primary liaison to the NFL Management Council on labor relation matters. In 2021, he was selected by the NFL to be part of the CEC executive working group which provides owners in the Management Council Executive Committee with recommendations on labor matters.

Additionally, Hurtado works closely with the football research and technology department on R&D initiatives while collaborating with several other departments throughout the organization. Hurtado is a member of the Broncos' Diversity, Equity and Inclusion (DEI) committee, and he assists in executing and advancing the club's overall DEI plan.

Prior to the Broncos, Hurtado spent 11 years as an agent/executive after four seasons working in football administration with the Philadelphia Eagles.

During his tenure with Creative Artists Agency (formerly Five Star Athlete Management), Hurtado negotiated contracts and managed CBA-related matters for 70 NFL clients totaling more than \$2.5 billion.

In addition to working on nearly \$1 billion worth of free agent deals with CAA, Hurtado helped negotiate more than \$1 billion in contract extensions, including record-breaking deals for defensive tackle Fletcher Cox (2016), wide receiver DeAndre Hopkins (2017) and defensive tackle Aaron Donald (2018).

Prior to working as a player agent, Hurtado spent four years (2005-08) in football administration with the Philadelphia Eagles. Originally hired by the Eagles as a football administration intern in 2005, Hurtado worked as a salary cap analyst for the team before being promoted to manager of football administration.

Hurtado graduated with honors from the University of Florida in 1996 with a bachelor's degree in Decision and Information Sciences (DIS). After working for eight years as a managing consultant at IBM, he went on to earn his MBA from Dartmouth College's Tuck School of Business in 2006.

Hurtado, who is bilingual in English and Spanish, is a native of Miami, Fla.



MARK THEWES

V.P. OF FOOTBALL OPERATIONS & COMPLIANCE

Mark Thewes enters his fifth season as the Broncos' vice president of football operations and compliance and 22nd season in the NFL in 2024. He previously served as the team's director of team administration from 2012-19.

Originally hired by Denver on Jan. 12, 2009, as assistant to the head coach, Thewes worked for the Cleveland Browns from 1999-2004 and spent four years with GMR Marketing in Charlotte, N.C., before he joined the Broncos.

A member of the club's executive staff, Thewes serves as the liaison to the NFL office to ensure the club's compliance with the collective bargaining agreement, roster management and reporting, scheduling, officiating and discipline. In addition to overseeing the team's football analytics / game management and football information systems departments, he works closely with club finance on overall football budgeting and expense monitoring.

Serving in the Broncos' Diversity and Inclusion Committee, Thewes manages the club's diversity coaching and scouting programs. He also served as an Infection Control Officer on the team's COVID-19 Task Force from 2020-21.

A native of Canton, Ohio, Thewes worked as an intern in the operations and marketing departments at the Pro Football Hall of Fame before joining the Browns as an intern for their re-entry into the NFL in 1999. He was hired full time by the Browns in 2000 and handled marketing/sponsorships for the club through 2004.

At GMR Marketing, an Omnicom Group Inc. experiential/sports marketing agency, Thewes was an account director in its sports division. In that capacity, he primarily worked with NFL, NCAA and NASCAR accounts.

A four-year starter on the baseball team at Miami (Ohio) University, Thewes received a bachelor's degree in business from the school before earning a master's degree in sports administration from Ohio University. He is a graduate of Canton McKinley Senior High School in Canton, Ohio.

Mark and his wife, Megan, have one son (Wade) and one daughter (Gwen).



RAY JACKSON

VICE PRESIDENT OF PLAYER DEVELOPMENT

Ray Jackson enters his 10th year with the Denver Broncos—fourth as vice president of player development—and his 23rd season overall working in the NFL in 2024. He was hired by the club on March 9, 2015.

Jackson, who has been part of three Super Bowl-winning teams, spearheads the Broncos' off-the-field training and education for players through various club and league-supported initiatives. He also facilitates several other support programs aimed at maximizing players' potential and ability to achieve their goals on and off the field.

Helping cultivate a culture of inclusion, Jackson is a member of the Denver Broncos DEI Committee. He also serves on the NFL Steering Committee.

Before arriving in Denver, Jackson spent 10 seasons (2005-14) as the director of player development for the Pittsburgh Steelers, where he implemented the organization's Career Transition Program and coordinated the Club Life Skills Seminar.

A cornerback for six NFL seasons with Buffalo (1996-98) and Cleveland (1999-2001), Jackson began his post-playing career as the assistant director of player development for the Browns from 2002-04.

Before being selected by the Bills in the fifth round (156th overall) of the 1996 NFL Draft, Jackson played at Colorado State University, where he graduated as the program's all-time leader in career interceptions (20). As a senior in 1995, he was named First-Team All-Western Athletic Conference and was selected to the prestigious AFCA Good Works Team. He was inducted into the CSU Hall of Fame in 2011.

A graduate of Denver's Montbello High School, Jackson was born in East Chicago, Ind. Ray and his wife, Natalie, have five children—Pashay, Evan, Amaya, Alissa and Raymond Jr.—as well as four grandchildren.

DID YOU KNOW?

The Broncos own a 24-16 (.600) record when facing a team coming off its bye week since the 1990 season when the bye was first introduced by the NFL.



CODY RAGER

VICE PRESIDENT OF PLAYER PERSONNEL

Cody Rager enters his first year with the Denver Broncos and his 13th season in the NFL after being hired by the club as Vice President of Player Personnel on Jan. 29, 2024.

Rager joins the Broncos after spending the previous nine seasons with New Orleans. He most recently served as the Saints' Assistant College Scouting Director from 2021-23 after working as a National Scout (2018-20) and an Area Scout (2015-17) for the club.

Prior to joining New Orleans, Rager spent the spring of 2015 as the Director of Recruiting at the University of Tennessee after completing the

2014 season in the same role with Indiana University.

Rager broke into the NFL with Miami in 2012, where he initially served as a Scouting Assistant. In 2013, he was promoted by the club to Area Scout, covering the western portion of the country.

Rager began his career as a Player Personnel Assistant for his Alma Mater, the University of Alabama, from 2010-12. In that role, he provided evaluations and highlights for all Crimson Tide prospects.

A native of Morris, Ala., Rager received his bachelor's degree in finance and economics (2010) and his master's degree in sport management (2012) from Alabama.



KELLY VAN CALLIGAN

EXEC. DIR. OF FB OPS. / SPECIAL ADVISER TO THE GM

Kelly Van Calligan enters her fourth year with the Denver Broncos in 2024 as executive director of football operations/special advisor to the general manager.

Entering her 13th NFL season, Van Calligan serves as the primary liaison for the Broncos' football operations and maintains significant responsibilities with both pro and college scouting. She is involved in all aspects of the Broncos' personnel department, including player evaluation, NFL Draft/free agency preparations and day-to-day football administration.

Reporting directly to General Manager George Paton, Van Calligan oversees the Broncos' video department while collaborating across many other areas throughout the organization.

Before joining Denver, Van Calligan spent the previous nine years with the Minnesota Vikings and most recently served as the club's manager of player personnel/college scout (2019-20). She had extensive day-to-day responsibilities within the Vikings' personnel department, including player evaluation, NFL Draft/free agency planning, opponent advances and general football administration.

With the Vikings, Van Calligan had specific scouting assignments with college players from Minnesota, Wisconsin, Montana and the Dakotas. She held numerous other college scouting responsibilities for the Vikings while overseeing NFL Draft operations and serving as a liaison for pro tryouts.

Van Calligan previously worked as the Vikings' college scouting coordinator (2015-18), scouting assistant (2014) and scouting administration intern (2013). She began her NFL career with the Vikings as a public relations intern in 2012.

A 2013 University of Minnesota graduate with a bachelor's degree in sports management, Van Calligan worked in the Golden Gophers' athletic communications office as a student intern from 2010-13. She was a three-sport athlete (golf, basketball and softball) at Sheboygan (Wis.) North High School.

A native of Sheboygan, Wisc., Van Calligan is married to Derek Van Calligan.



REED BURCKHARDT

DIRECTOR OF PLAYER PERSONNEL

Reed Burckhardt enters his third year with the Denver Broncos and his 16th season in the NFL in 2024. He was hired by the club on May 11, 2022.


Burckhardt joined the Broncos after spending the previous 13 seasons with Minnesota, performing various scouting and personnel roles. He served as the Vikings' director of pro scouting in 2021 after working as assistant director of pro scouting (2020) and pro scout (2017-19) during the previous four seasons.

Prior to his duties as a pro scout, Burckhardt was a college/area scout, covering the Northeast/Atlantic region of the country. In addition, Burckhardt also spent two seasons as the club's BLESTO Scout, which is a national scouting service used by NFL teams.

Burckhardt began his tenure with Minnesota in 2009 as a football operations and personnel department assistant.

A three-year letterwinner at South Dakota State from 2003-07, Burckhardt played quarterback and was a contributor on special teams. He was part of a team that won the 2007 Great West Football Conference title following the football program's transition from Division II to Division I FCS.

Burckhardt graduated from SDSU in 2008 with a degree in business, and following his playing career, he worked part time with the football program, coaching linebackers and assisting with recruitment. A native of Russell, Minn., Burckhardt prepped at Russell-Tyler-Ruthton High School (Tyler, Minn.), where he was a standout two-sport athlete in football and basketball.



A.J. DURSO

DIRECTOR OF PRO PERSONNEL

A.J. Durso enters his 12th year with the Broncos and his ninth season as director of pro personnel in 2024. He joined the team as pro scouting coordinator in 2013 before working as assistant director of pro personnel in 2015.

Durso's responsibilities managing the pro personnel department for the Broncos include scouting current NFL players and overseeing the advance scouting for the club's upcoming opponents.

His experience with the Broncos includes the evaluation of free agents and trades in addition to advance scouting and overseeing assignments of other professional football leagues. He also coordinates player workouts and visits while executing cross-check evaluations for the NFL Draft assigned.

Before coming to Denver, Durso spent three seasons in Cleveland as a pro scout and five years in football operations with Seattle. After beginning his NFL career as an operations intern with the Seahawks in 2005, Durso served as Football Operations Coordinator/Assistant to Executive Vice President & Head Coach Mike Holmgren for three seasons (2006-08) and as an offensive assistant for Seattle in 2009.

A graduate of SUNY Institute of Technology, where he was a member of the baseball team, Durso is married to Toby.



ROMAN PHIFER

SENIOR PERSONNEL EXECUTIVE

Roman Phifer enters his fourth season as senior personnel executive with the Denver Broncos in 2024. He was hired by the club on May 18, 2021.

A 23-year NFL veteran as a player/coach/scout and a three-time Super Bowl-champion linebacker, Phifer spent the 2021-23 campaigns assisting the pro and college scouting departments as a senior personnel executive.

An assistant linebackers coach with the Broncos from 2009-10, Phifer re-joined the club after spending the previous three seasons (2018-20) with the Detroit Lions as West Coast area scout.

Prior to the NFL, Phifer worked as director of player development at his alma mater, UCLA, from 2016-17 and oversaw all aspects of day-to-day player welfare and life skills. He also worked closely with the university's staff to monitor scholastic progress and was the primary facilitator for all Bruins football community outreach.

During his time with the Bruins, Phifer participated in a two-week scouting internship with the Lions in 2017. He joined the club full time prior to the 2018 NFL Combine.

An All-American linebacker at UCLA, Phifer was selected by the Los Angeles Rams in the second round (31st overall) of the 1991 NFL Draft. He played eight seasons (1991-98) with the Rams before going on to play with the N.Y. Jets (1999-2000), New England (2001-04) and N.Y. Giants (2005).

A four-time Pro Bowl alternate (1995, '96, 2001, '03), Phifer was a part of three Super Bowl-winning teams with the Patriots (2002, '04-05).

During his 15-year NFL playing career, Phifer appeared in 212 regular-season games (177 starts) and totaled 1,123 tackles (858 tackles), 29 sacks (181.5 yds.), 11 interceptions, 65 passes defended, 12 forced fumbles and eight fumble recoveries. He added 42 tackles (30 solo) in nine career postseason games (7 starts).

Phifer (pronounced: FI-fer) grew up in Charlotte, N.C.



DAVID SHAW

SENIOR PERSONNEL EXECUTIVE

David Shaw enters his first season as senior personnel executive with the Denver Broncos and his 10th season in the NFL in 2024. He was hired by the club on June 20, 2024.

Shaw joined the Broncos after spending 16 seasons at Stanford University, including spending 12 years as the Head Coach with the Cardinal. During his career with the Cardinal, he posted a 96-54 (.640) record and was named Pac-12 Coach of the Year four times (2011, '12, '15, '17), AFCA Regional Coach of the Year honors three times (2011, '13, '15), Bobby Dodd Coach of the Year in 2017 and was named a finalist for the Paul "Bear" Bryant Coach of the Year award four times (2011, '12, '13, '15).

During his time with Stanford, Shaw coached 47 players who were selected in the NFL Draft along with 24 Associated Press All-American players and 40 First-Team All-Conference players. He also helped the program to eight bowl games, four Pac-12 Championship Game appearances and three Rose Bowl Games.

Shaw first joined Stanford as the team's Offensive Coordinator and Wide Receivers Coach from 2007-09 before becoming the Offensive Coordinator and Running Backs Coach in 2010. While he was at the helm of the offense in 2010, Stanford amassed a school-record 6,142 yards and converted on a national-best 88.6 percent of its scoring opportunities inside the red zone.

Prior to his stint at Stanford, Shaw spent one season at the University of San Diego, where he served as Passing Game Coordinator and Wide Receivers Coach in 2006. Under Shaw, the Toreros led all NCAA Division-AA in passing offense (293.3 ypg), total offense (494.3 ypg) and scoring offense (42.8 ppg).

Shaw re-joined the collegiate ranks after spending nine years in the NFL, including four years with the Baltimore Ravens as the Quarterbacks and Wide Receivers Coach (2002-04) and the Wide Receivers Coach (2005).

Before his stint in Baltimore, Shaw coaches with the Oakland Raiders as an Offensive Quality Control Coach (1998-2000) and the Quarterbacks Coach (2001). He would help the Raiders to two AFC West Division titles (2000-01) and under his leadership in 2001, quarterback Rich Gannon made his second-straight Pro Bowl while also earning MVP honors in the all-star game.

Shaw first entered the NFL with Philadelphia, serving as an offensive quality control for one season in 1997. He began his coaching career at Western Washington University, where he coached outside linebackers in 1995 and tight ends in 1996.

A four-year letterwinner as a receiver at Stanford from 1991-94, Shaw finished with 57 catches for 664 yards with five touchdowns and also helped the Cardinal to an 8-4 record in 1991 and a 10-3 record in 1993. He also competed in a varsity track meet and varsity basketball game before he graduated with a bachelor's degree in sociology in 1995.

A native of San Diego, Shaw and his wife, Kori, have three children, Keegan, Carter and Gavin.



PATRICK WALSH

PRO SCOUT

Patrick Walsh enters his seventh year as a pro scout for the Denver Broncos in 2024 and his ninth season overall with the club. Hired by the team as a personnel intern on July 25, 2016, Walsh worked as a player personnel assistant in 2017 before being promoted to pro scout in 2018.

Walsh's current duties include evaluating pro prospects in addition to assisting with the production and presentation of advance scouting reports to coaching staffs.

Before joining the Broncos in 2016, Walsh coached for six years at the collegiate level. He most recently served as offensive line coach, run game coordinator and recruiting coordinator at Humboldt State University from 2013-15.

Walsh has also coached at the University of Texas-El Paso (graduate assistant/assistant offensive line, 2012), Pacific University (tight ends, 2011) and Foothill College (defensive line/special teams, 2010).

A former collegiate center/guard at Sacramento State (2008-09) and Foothill College (2006-07), Walsh attended Pioneer High School in San Jose, Calif.



ISH SEISAY

PRO/COLLEGE SCOUT


Ish Seisay (pronounced: SEE-say) enters his fourth year with the Denver Broncos in 2024 and his second as a pro/college scout. He joined the Broncos in 2021, working as a personnel intern through the NFL's Nunn-Wooten Scouting Fellowship program.

In his role, Seisay is tasked with evaluating collegiate prospects from Nebraska while also assessing talent from various teams within the NFL. He also serves as the Broncos' liaison for other professional football leagues, including the CF and UFL, and as an international to other leagues as a liaison for the Broncos.

Prior to being promoted to pro/college scout, Seisay spent the previous two seasons (2021-22) interning for the team's personnel department. He assisted the department on various fronts, including with the overall evaluation of talent at the collegiate and professional levels.

Before joining the Broncos, Seisay spent the 2020 collegiate season with Virginia Tech as a recruiting assistant. He played three collegiate seasons (2017-19) with the Hokies as a defensive back.

A native of Springfield, Va., Seisay graduated from Virginia Tech in 2019 with a bachelor's degree in public relations and business leadership.



TY MURPHY

PRO SCOUT

Ty Murphy enters his second season with the Denver Broncos and first as a pro scout in 2024. He joined the Broncos originally in July 2023 as a scouting intern.

In his current role, Murphy assists in day-to-day football operations, including evaluating talent from various teams within the NFL and also assists with weekly advances during the regular season.

Prior to Denver, Murphy spent the spring of 2023 as the Director of Player Personnel at North Texas after serving as a defensive high school scout at Washington State during the 2022 season. He also spent one season in Morgantown, W. Va., where he was the football recruiting graduate assistant at West Virginia University.

Murphy also spent the 2020 season at his alma mater, Dixie State University, as a defensive quality control coach. He played one year at Dixie State (2019) as a defensive back after spending two years at Snow College (2017-18).

A native of Colorado Springs, Colo., Murphy graduated from Dixie State in 2019 with a bachelor's degree in business administration.



BRIAN STARK

DIRECTOR OF COLLEGE SCOUTING

Brian Stark enters his 13th season with the Broncos and his eighth year as director of college scouting for the team in 2024. He worked as a national scout for the club in 2016 following four years evaluating the Western Region (2015) and the West Coast (2012-14).

Stark joined the Broncos after serving three seasons as the offensive coordinator/quarterbacks coach for Yale University (2009-11) and nine seasons in various coaching capacities at San Diego State from 2000-08. During those 12 seasons, he personally recruited or coached 12 NFL Draft choices.

Stark spent nine years at San Diego State, serving as tight ends coach (2007-08), director of football operations/recruiting coordinator (2000-01, '06) and passing game coordinator/quarterbacks coach (2002-05). In his four seasons as quarterbacks coach for San Diego State, the Aztecs' signal-callers averaged nearly 3,100 yards and 18 passing touchdowns a year while setting 18 SDSU or MWC records.

Before joining San Diego State's staff, Stark spent the 2001 season as offensive program coordinator for the University of Washington, where he also assisted with the Huskies' recruiting efforts. He began his professional career at his alma mater, the University of Colorado, where he was a student assistant/assistant recruiting coordinator from 1994-98.



NICK SCHIRALLI

ASSISTANT DIRECTOR OF COLLEGE SCOUTING

Nick Schiralli enters his 17th year with the Broncos' personnel department in 2024 and his fourth season as assistant director of college scouting. He spent the previous four seasons (2017-20) as the Broncos' Eastern regional scout after nine years (2008-16) evaluating the Atlantic area.

Schiralli joined the Broncos after spending two years (2006-07) as an offensive graduate assistant at the University of Florida, where he also was a four-year letterman as a wide receiver from 1996-99. He performed a variety of roles with the Gators and was a part of their 2006 staff that helped the team to a BCS National Championship victory.

Preceding his time at the University of Florida, Schiralli spent four years working with the football program at the University of North Carolina from 2002-05. He was an offensive graduate assistant coach with the Tar Heels in 2005 after working as director of player personnel and special teams assistant from 2002-04.

Schiralli began his professional career in 2000 as the wide receiver coach at Cardinal Newman High School in West Palm Beach, Fla., before coaching wide receivers and special teams at Gainesville High School in Gainesville, Fla., in 2001.

As a wide receiver at Florida, Schiralli played 36 career games and was a two-time Southeastern Conference Academic Honor Roll student-athlete. He was a member of the Gators' 1996 national championship squad as well as two SEC Championship teams and was named to the SEC's Good Works Team recognizing his efforts in the community.

Schiralli holds master's degrees in sports management and human performance/sports psychology from Florida. He also owns bachelor's degrees from Florida in telecommunications and public relations.

Nick and his wife, Jenny, have a son, Cale, and three daughters, Sawyer Mae, Scout Isabella and Fynley Belle.



SAE WOON JO

WESTERN NATIONAL SCOUT

Sae Woon Jo enters his fourth season with the Denver Broncos in 2024 as Western national scout.


Jo, who has 21 years of scouting and coaching experience, came to Denver after spending nine seasons with the Atlanta Falcons, including his last eight years there as an area scout.

In his role as an area scout with the Falcons, Jo scouted college players in the West region of the country, primarily from the Pac-12 Conference, the Mountain West Conference and the Big Sky Conference. He joined Atlanta in 2012 as college scouting coordinator, where his duties included coordinating college visit logistics, draft board preparations, "Point of Attack" tapes and evaluations of college and pro players.

Prior to joining the Falcons, Jo spent nine years on the defensive coaching staff at Occidental College (2003-12). After starting as an assistant linebackers coach in 2003, he coached safeties (2004), defensive line (2005-06) and linebackers (2007-12). He also spent one season as a Defensive Assistant Coach for the AFL's Los Angeles Avengers in 2004.

Jo began his football career as a quarterbacks coach and special teams coordinator at University City High School in San Diego. He earned his bachelor's degree in Communications from the University of California-San Diego in 2003.

A former quarterback at Crescenta Valley (Calif.) High School, Sae Woon Jo (pronounced SAY-won JOE) is married to Christine and the couple has one daughter, Finley.



BRYAN CHESIN

MIDWEST NATIONAL SCOUT


Bryan Chesin enters his 11th year with the Broncos and his third season as the club's Midwest national scout in 2024. He was originally hired by the club as a video/operations assistant in 2014.

Prior to being named Midwest national scout, Chesin spent the previous five seasons (2017-21) evaluating the Midwest area.

As a player personnel assistant from 2015-16, Chesin's duties included evaluating college and pro prospects and scouting the Mountain Region. He also assisted with the operations and administrative efforts of the personnel

department during his first three years with the club. Prior to joining the Broncos, Chesin was a producer intern for NFL Films in Mount Laurel, N.J. He spent four seasons on the coaching staff at his alma mater Chaparral High School in Scottsdale, Ariz., winning three consecutive state championships (2009-11) and helping more than 20 players earn Division I scholarships.

Chesin is a graduate of the University of Arizona, where he was a video assistant for the football team.



ROB PATON

NATIONAL SCOUT

Rob Paton enters his eighth season with the Denver Broncos in 2024 and his second year as national scout. He joined the team as a personnel intern in 2017 before being promoted to scouting assistant (2018), college/pro scout (2019-20), scouting coordinator (2021) and regional scout (2022).

Paton's current duties include scouting college prospects in the Southeast region while evaluating various top prospects across the country.

Paton previously served as a scouting analyst for the UCLA football team from 2015-16, playing a key role in the school's recruiting efforts. A graduate of the University of San Diego in 2014, he began his collegiate career at UCLA, where he competed as a safety for the Bruins.

During the 2014-15 season, Paton worked as a defensive backs coach for his former high school, Loyola (Los Angeles).



EUGENE ARMSTRONG

SOUTHEAST AREA SCOUT

Eugene Armstrong enters his 18th season as a college scout with the Denver Broncos in 2024 and evaluates the Southeast area for the franchise.

Armstrong joined the Broncos after spending seven years (2000-06) working in the Houston Texans' personnel department, including his final three seasons with the club as a college scout evaluating the Southwest and Midwest regions.

Armstrong was hired by the Texans in 2000 as a scouting intern and was promoted to a college scouting assistant in 2002 for the franchise's inaugural season. In that capacity, he maintained the club's college database and reviewed prospect tapes while scouting the states of Texas, Louisiana and Oklahoma.

He earned a bachelor's degree in business administration from the University of Tulsa, where he played safety for the Golden Hurricane.

Armstrong played football and baseball at Elsik High School in Houston, where he currently resides. Armstrong has a daughter, Shelbi, and a son, Emory.



DAVE BRATTEN

WEST COAST AREA SCOUT

Dave Bratten is in his 26th season with the Denver Broncos' organization in 2024 and his 25th year in the college scouting department. He evaluates the West area for the club.


Bratten initially joined the Broncos in 1997 as a media relations intern.

A graduate of Arvada West High School in Arvada, Colo., Bratten earned a master's degree in sports management from Georgia Southern University in 1998 and a bachelor's degree in English from Monmouth (Ill.) College in 1996.

Bratten, and his wife Kim, along with their daughter Sidney, reside in Lakewood, Colo.

DID YOU KNOW?

The Denver Broncos are tied with the Arizona Cardinals for the most overtime wins in NFL history (28), with their 51 overtime games ranking second all-time behind Minnesota (53).



SCOTT DiSTEFANO

SENIOR MIDWEST AREA SCOUT

Scott DiStefano is in his 44th year with the Denver Broncos' personnel department in 2024 and serves as the club's senior college consultant. He also scouts the Midwest area for the team.

He began his career with the Broncos under former General Manager John Beake and Broncos Ring of Fame Head Coach Dan Reeves. Cornell Green, who made five career Pro Bowls and was a scout for the Broncos for 28 years, was also instrumental in the early years of DiStefano's career.

He began his tenure with the Broncos scouting the Rocky Mountain and Southwest regions before serving as a Midwest area scout from 1990-2019. In addition to his scouting duties with the Broncos during the 1980s, DiStefano also assisted with the breakdown of film cutups for Assistant Head Coach Joe Collier.

DiStefano played quarterback at Snow Junior College in Ephraim, Utah, under Head Coach Dave Arslanian before transferring to Colorado State University to play for Head Coach Sark Arslanian. The father (Sark) and son (Dave) Arslanian combo was instrumental in preparing him for a football career with the Broncos.

Although DiStefano had opportunities to play for the Hamilton Tiger-Cats and Edmonton Eskimos of the Canadian Football League, he opted to begin his coaching career as a graduate assistant at Colorado State in 1981. He served in that capacity for the season before coming to the Broncos in 1982.

A native of Alliance, Ohio, DiStefano was an all-conference quarterback in 1975 at Alliance High School, the same school that produced Pro Football Hall of Fame quarterback Len Dawson. Among the honors bestowed upon him was the 1974 Massillon (Ohio) JayCee's conference sportsmanship award, a prestigious honor from such a football-rich region of Ohio.



CHAZ MCKENZIE

NORTHEAST AREA SCOUT

Chaz McKenzie enters his fourth year with the Denver Broncos in 2024 and his third as Northeast area scout. He joined the Broncos in 2021, working as a personnel intern through the NFL's Nunn-Wooten Scouting Fellowship program.

Focusing exclusively on college scouting in his current role, McKenzie is tasked with evaluating prospects from all Northeast area institutions while navigating travel, executing school visits and attending games. He was also responsible for studying and grading all 2023 draft-eligible inside linebackers.

In his first season with the club, McKenzie assisted the personnel department in the evaluation of college and pro players, while attending pro days for 2022 draft-eligible prospects. Preceding his time with the Broncos, McKenzie spent two seasons (2019-20) with his alma mater, Central Washington University, serving as a recruiting coordinator/coaching assistant.

A native of Federal Way, Wash., McKenzie was a walk on at CWU prior to the start of the 2016 NCAA football season. He was a two-time team captain (2018, '19) and earned Great Northwest Athletic Conference honors as a safety in 2019.

McKenzie appeared in 30 games over three seasons (2017-19) for the Wildcats, totaling 92 tackles (55 solo), 0.5 sacks (4 yds.), five interceptions (42 yds.), eight pass breakups, one forced fumble, one fumble recovery and two blocked kicks.



DEON RANDALL

SOUTHWEST AREA SCOUT

Deon Randall enters his eighth year with the Denver Broncos in 2024 and his third season as Southwest area scout. He joined the Broncos as a personnel intern in 2017 before working as a scouting assistant (2018), pro/college scout (2019-20) and Northeast area scout (2021).

Randall's current duties include scouting college prospects in the Southwest Region. Randall was previously responsible for assisting on evaluations of pro prospects, while presenting advance scouting reports to coaches on upcoming opponents.

Randall played wide receiver for Yale University from 2010-14, where he was a two-time All-Ivy League selection. A 2014 team captain, he graduated as Yale's all-time leading receiver with 219 career catches for 2,320 yards.

A quarterback, wide receiver, defensive back and punt returner at Francis W. Parker High School in San Diego, Randall accounted for 100 total touchdowns over his final two seasons and was named the 2009 Coastal Conference Offensive Player of the Year.

ROYA BURTON

SCOUTING COORDINATOR



Roya Burton enters her second season as scouting coordinator for the Denver Broncos in 2024 and her fifth year overall with the club. After performing the role of player personnel assistant in 2022, Burton was promoted to scouting coordinator in April of 2023.

In her current role as scouting coordinator, Burton contributes in all aspects of day-to-day football operations, including the evaluation of all college and pro prospects. She analyzes players who are currently playing in other professional football leagues and is the lead on all player background

and social media checks.

Preceding her time in personnel, Burton was a social content assistant for two seasons from 2020-21. She assisted in the development and creation of social content for the Broncos' social and digital channels.

Prior to the Broncos, Burton spent the 2019 NFL season with the Detroit Lions, serving as a new media intern. She's also spent time with NFL Films, working as a production intern.

Burton attended Grand Valley State University (Allendale, Mich.) from 2013-15, where she competed on the Lakers' track & field team. She completed her undergraduate degree at Michigan State University, graduating with a bachelor's degree in journalism.

FOOTBALL TECHNOLOGY & RESEARCH

TONY LAZZARO

SR. DIRECTOR OF FOOTBALL TECHNOLOGY & RESEARCH



Tony Lazzaro enters his 23rd season with the Denver Broncos in 2024 and is the club's senior director of football technology and research. He was hired on July 22, 2002.

Lazzaro, who has 27 years of NFL experience, leads the team's Football Information Systems and Football Analytics departments, which together assist in football operations decision-making processes through technology and data analysis. His duties include overseeing the collection and storage of data, development of custom applications and administration of

advanced analytics and research.

Prior to his current position, Lazzaro served as the Broncos' director of football information systems (2009-19) and manager of football IT (2002-08). He joined the team after working with the San Diego Chargers' IT department in various roles from 1998-2002.

Lazzaro attended Colorado State University, where he graduated with a bachelor's degree in Business – Finance, before earning his Master of Business Administration from National University in San Diego. He was a member of the track team at CSU, running both the 400m and 800m events.

A native of San Diego, Lazzaro and his wife, Kerri, have two children: Emily and Ethan.

KARL SCHREINER

DIRECTOR OF FOOTBALL INFORMATION SYSTEMS



Karl Schreiner enters his 10th season with the Denver Broncos in 2024 and is the club's director of football information systems. He previously served as the team's senior applications developer before being promoted ahead of the 2020 season.

Schreiner and his team develop custom software to support day-to-day football operations and the decision-making processes of the personnel and coaching staffs.

A graduate of Highlands Ranch (Colo.) High School, Schreiner received his bachelor's degree in computer information sciences from Metro State University. He and his wife, Jessica, have one daughter, Brooklyn.



SCOTT FLASKA

DIRECTOR OF FOOTBALL ANALYTICS

Scott Flaska enters his ninth season with the Denver Broncos in 2024 and his second as the club's director of football analytics. He was promoted to his current role in 2023 after serving as senior manager of football analytics for the club for four seasons. He was hired as the team's football analyst on Aug. 29, 2016.

In his current role, Flaska manages the football analytics department, collaborating across football operations to design and implement data science projects that add value to the organization.

A graduate of Monarch (Colo.) High School, Flaska earned his bachelor's degree in mechanical engineering from the University of Colorado in 2014. He and his wife, Morgan, are both Colorado natives.

EXECUTIVE STAFF



TIM ARAGON

GENERAL COUNSEL

Tim Aragon enters his third season as general counsel for the Denver Broncos in 2024.

Aragon, an active member of the Denver community with more than two decades of legal experience, joined the Broncos after spending the prior 18 years with the global law firm Hogan Lovells in its Denver office. Most recently, he was managing partner of that office and on Hogan Lovells' Americas-region leadership team while holding various civic board positions, including with the Colorado Hispanic Chamber of Commerce.

Working with both public and private clients, Aragon has extensive experience as a trusted advisor on a variety of legal matters. His background includes corporate transactions, compliance, governance and working with sports franchises across the NFL, NBA, MLS and MLB.

Before being promoted to managing partner of the Denver office at Hogan Lovells in 2021, Aragon worked as head of the Denver office's corporate & finance practice. Prior to joining Hogan Lovells in 2004, Aragon was a mergers and acquisitions (M&A) and corporate restructuring associate in the New York City office of Skadden Arps, a large international law firm.

A graduate of Mullen High School in Denver, Aragon has deep local roots and grew up cheering for the Broncos in the Athmar neighborhood of southwest Denver. He went on to earn his A.B. from Harvard University cum laude in 1997 before receiving a J.D. from New York University School of Law in 2001.

In addition to currently serving on the board of the Colorado Hispanic Chamber of Commerce (and previously chairing that board), Aragon is a board member of the Denver Broncos Foundation, the Denver Metro Chamber of Commerce and the Downtown Denver Partnership's Denver Civic Ventures Board. He also previously served on the board of the Community College of Denver Foundation.

Aragon and his wife, Shannon, have two children: Jonathan and Lauren.



CHIP CONWAY

SR. VICE PRESIDENT OF OPERATIONS

Chip Conway enters his 31st season with the Denver Broncos in 2024 and currently serves as Senior Vice President of Operations. He was originally hired by the club in 1994.

Beginning as an intern, Conway has held various positions within the organization's structure, including turf assistant, facilities assistant, facilities manager, operations manager, director of operations and vice president of operations. He oversees a department that is tasked with working and collaborating with all executives, coaches, players and staff while governing all

aspects of Broncos Park Powered by CommonSpirit.

In his role, Conway manages facility operations, facility master planning and team logistics, including training camp operations and team travel. Additionally, he oversees turf management.

During his tenure, Conway has worked four of the organization's Super Bowls and has handled all logistics for the team. In 2012, he was awarded Travel Director of the Year, which an annual honor given by the NFL.

While with the Broncos, Conway has successfully renovated and modernized Broncos Park Powered by CommonSpirit in its entirety, including the coordination, design, and project management in the construction of the 115,000 square-foot Pat Bowlen Fieldhouse.

Prior to interning, Conway attended the University of Northern Colorado and Colorado State University. He and his wife, Kristin, have four children: Danny, Declan, Jewel and Breighan.



MARYKATE JOHNSON

EXECUTIVE V.P. OF HUMAN RESOURCES

MaryKate Johnson is entering her second season with the Denver Broncos in 2024 and serves as executive vice president of human resources.

Johnson, reporting directly to General Counsel Tim Aragon, joined the Broncos in 2023 with over 20 years of experience in strategic talent planning, employee experience and executive coaching expertise. She has lived in the Denver metro area for most of the last two decades.

Prior to joining the Broncos, Johnson worked as a leadership & organizational effectiveness consultant and an adjunct professor of leadership at the University of Denver Ritchie College of Engineering. She has also served as vice president of global talent and learning for The Mosaic Company.

Johnson's background includes a variety of industries, including financial services, energy and consumer products. Her roles have spanned driving effectiveness and value in recruitment, HR, talent management, leadership development, total rewards and organizational transformation.

Receiving a bachelor's degree in organizational communication from Purdue University, Johnson also holds a master's degree in international administration with a minor in conflict resolution from the University of Denver. While at Purdue, Johnson was a leader in the football recruiting program, helping recruit several future NFL players.

Johnson and her husband, Bill, live in the Denver area and are involved with CU Denver's First Generations and Multicultural (FAM) Program, Von's Vision foundation and the Colorado Symphony. They have two kids, Charlotte and Mason, who are also avid Broncos fans.



DENNIS MOORE

CHIEF COMMERCIAL OFFICER

Dennis Moore enters his 19th season with the Denver Broncos in 2024 and second as the team's chief commercial officer. He was named to the role on March 23, 2023.

Reporting directly to President Damani Leech, Moore serves on the Broncos' executive team, leading all commercial revenue generation for both the Broncos and Empower Field at Mile High. His responsibilities include overseeing the club's partnership sales, media sales and activation teams while collaborating across numerous other departments throughout the organization.

A member of the Broncos' organization for 17 years from 2003-19, Moore returned to the franchise after serving as chief revenue officer for Major League Soccer's St. Louis City SC from 2020-22. He has over 25 years of sports business experience in the areas of revenue generation, sponsorships, ticketing, marketing, business intelligence and fan development.

During his tenure as chief revenue officer for St. Louis City SC, Moore was a key part of the successful launch of the MLS expansion team as one of its first employees. Responsible for all revenue operations for St. Louis City SC, Moore led the organization to a Top-5 MLS ranking in gross operational revenue while overseeing its sponsorship, media sales, ticketing, premium seating and special events departments.

In his 17-year stint with the Broncos, Moore was a key member of the team's business operations for nearly two decades and most recently served as senior vice president of sales and marketing. He began his time with the Broncos in 2003 as a premium seating representative and supported business initiatives with the team for two Super Bowl seasons (2013, '15) as part of the winningest four-year period (2012-15) in franchise history.

Prior to the Broncos, Moore spent three seasons with the Baltimore Ravens in their ticketing and corporate sales departments.

A graduate of the University of Arizona with a Bachelor of Arts degree in political science, Moore earned an Executive MBA from the University of Colorado while working for the Broncos. He was honored as a "40 under 40" winner by Denver Business Journal in 2017 in recognition of his business leadership and community impact.

Dennis is married to his wife, Mandy, and they have two daughters.



JESSE NADING

SR. V.P. OF STRATEGY & BUSINESS INTELLIGENCE

Jesse Nading enters his second full season as senior vice president, strategy & business intelligence for the Denver Broncos in 2024.

In his role, Nading is responsible for Strategy, Business Intelligence & Analytics and Consumer Revenue, including Ticketing and Premium Sales & Service, Retail and Food & Beverage. He is focused on building and leading a solutions-oriented and data-driven team focused on directing organization-wide strategies, goals and performance. He has a particular emphasis on supporting fan development and revenue growth objectives for the Broncos.

Nading reports directly to President Damani Leech and serves on the Broncos' senior leadership team. He oversees the club's ticketing, data & analytics and strategy departments.

A Denver native and two-time team captain on Colorado State University's football team, Nading joined the Broncos after spending the past six years with the global business consulting firm McKinsey & Company. Initially joining McKinsey as a summer associate in 2015, Nading most recently served as an Associate Partner out of the Denver office, where his role included leading client-based projects focused on business transformation across strategy, pricing and marketing optimization.

Prior to his tenure at McKinsey & Company, Nading was a member of the Houston Texans from 2008-12, joining the team as a college free agent and appearing in 43 total games in that span. As an active player in the NFL, Nading participated in the NFL Business Management and Entrepreneurial Program with the Harvard Business School (2011) and The Wharton School of Business at University of Pennsylvania (2012).

Earning a bachelor's degree in business finance from CSU, Nading went on to earn his Master of Business Administration degree from the University of Chicago Booth School of Business after he completed his career with the Houston Texans.

Nading and wife, Katie, have three children: Emerson, Charlie and Henry.



JAY ROBERTS

STADIUM GENERAL MANAGER

Jay Roberts enters his 10th season with the Denver Broncos in 2024 and serves as general manager of Empower Field at Mile High.

With over 25 years of wide-ranging experience, Roberts has extensive involvement in managing world-class facilities, while hosting major sporting events and blockbuster concerts. In his current role, Roberts oversees and leads all stadium operations, including guest services, security, booking, event management, capital expenditure planning, and parking.

Prior to joining the Broncos, Roberts served as Vice President of Operations for the Scottrade Center and Peabody Opera House in St. Louis from 2013-14. During his tenure, Roberts worked closely with the St. Louis Sports Commission to win bids for two NCAA wrestling championships, the first and second rounds of the NCAA basketball tournament, and the SEC basketball conference tournament.

Preceding his time in St. Louis, Roberts worked as General Manager of CONSOL Energy Center and Mellon Arena, home to the Pittsburgh Penguins. In his career, Roberts has also spent time working as the Director of Tennis Center operations for the USTA National Tennis Center and Director of Events at Three Rivers Stadium.

Roberts graduated from Miami (Ohio) University, where he earned a Bachelor's Degree in Business. A native of Pittsburgh, Roberts and his wife, Mechelle, have two children: Tai and Lily.



PATRICK SMYTH

CHIEF COMMUNICATIONS OFFICER

Patrick Smyth enters his 15th year leading the Denver Broncos' public relations and is the club's Chief Communications Officer.

In his 21st overall season with the Broncos, Smyth leads the organization's award-winning public relations and community impact departments while overseeing digital media messaging with alignment across football and business operations. Serving on the Broncos' senior leadership team and on the board of Broncos Foundation, Smyth is the primary media contact and spokesperson for both the Broncos and Empower Field at Mile High.

A University of Florida graduate, Smyth is responsible for football communications, corporate communications, issues management and internal communications with the Broncos and Empower Field at Mile High. His role includes working closely with the Broncos' ownership, CEO, president, general manager, head coach, players and key executives in support of team initiatives.

The Broncos' PR efforts have consistently been recognized by the Pro Football Writers of America under Smyth's leadership as a two-time winner—and eight-time finalist—for the prestigious Pete Rozelle Award. The franchise received the honor following its 2013 Super Bowl XLVIII appearance and 2015 Super Bowl 50 victory during the winningest four-year period (2012-15) in team history.

Overseeing the Broncos' community impact staff since 2017, Smyth contributed to the team earning national recognition as ESPN's Sports Humanitarian Team of the Year in 2022 as a three-time finalist (2020-22) for the award. His work leading the Broncos' digital media from 2020-22 included Top-10 NFL rankings in engagement and social valuation along with a Webby Award ('22, sports social) and a Heartland Emmy Award ('23, short form content).

Joining the Broncos in 2004 as a media relations graduate assistant, Smyth became one of the youngest PR directors in NFL history in 2010 at age 27. He began his NFL career as a PR intern with the Super Bowl XXXVII-champion Tampa Bay Buccaneers in 2002.

Smyth's internship/part-time experience includes Florida's athletic department (2001-04) and the Philadelphia Flyers (2002).

Graduating from Florida in 2004 with highest honors and a bachelor's degree in public relations, Smyth received its "Outstanding Young Alumnus" award in 2011. He was recognized by the Denver Business Journal in 2012 as a "40 under 40" recipient for his business and community contributions.

Smyth is a Wilmington, Del., native and married to Leslie with sons Patrick and William.



HAILEY SULLIVAN

CHIEF MARKETING OFFICER

Hailey Sullivan enters her second season as chief marketing officer for the Denver Broncos in 2024. She was hired by the club on Jan. 4, 2023.

With a diverse background in brand development and marketing, Sullivan has a proven track record in building meaningful and impactful connections between brands and fans. In her role, Sullivan is responsible for deepening the Broncos' relationship with the current fanbase while engaging the next generation of fans.

A member of the Broncos' senior leadership team, Sullivan reports directly to President Damani Leech. She's tasked with overseeing the organization's integrated marketing team that spans brand strategy, creative, digital/social

media, content and live/game entertainment.

Prior to the Broncos, Sullivan spent the last two years (2021-22) as chief marketing officer for RealSelf, a beauty tech community. She also served as CMO for MGA Entertainment from 2019-21, overseeing an innovative portfolio that included popular brands such as LOL Surprise, Bratz, Little Tikes, Rainbow High and many more.

From 2010-19, Sullivan led various roles at Mattel, ranging from Head of U.S. Marketing to an overseas stint in Hong Kong as Head of Asia Pacific Marketing. Before Mattel, she spent time advising companies as a consultant with McKinsey & Company.

Sullivan graduated from Yale University with a bachelor's degree in economics and earned her MBA from Columbia University. She also has a background in investment banking and is fluent in Mandarin Chinese.

Sullivan and her husband, Patrick, have one son: Connor.



RUSS TRAINOR

SR. VICE PRESIDENT OF INFORMATION TECHNOLOGY

Russ Trainor is in his 16th year with the Denver Broncos in 2024 and currently serves as senior vice president of information technology.

In his role, Trainor is tasked with leading a department that oversees all IT systems at Broncos Park Powered by CommonSpirit and Empower Field at Mile High, including network architecture and the infrastructure of desktops, laptops, tablets and smartphones. His No. 1 priority is to ensure the organization is securely protected through the team's IT security platforms.

An IT professional for 33+ years, Trainor has over 20 years of NFL experience. Prior to the Broncos, Trainor spent seven years with the Atlanta Falcons, serving as technical services manager from 2001-08.

Preceding his time with the Falcons, Trainor worked as senior network engineer for Home Depot (1995-2001), a network and sever support engineer for Atlanta Gas Light (1992-95), and a customer service representative and PC support technician for Equifax (1990-92). He began his professional career performing the role of electronics warfare supervisor while in the US Coast Guard from 1985-90.

A 2000 graduate of Kennesaw (Ga.) State University, Trainor earned a bachelor's degree in management information systems with a minor in education. While at Kennesaw State, Trainor was a member of the Golden Key International Honour Society, which is an Atlanta, Georgia-based non-profit organization that recognizes academic achievement among college and university students.

An avid outdoorsman, Trainor and his wife, Kelly, have two children, Jordy and Darby.

JUSTIN WEBSTER

CHIEF FINANCIAL OFFICER



Justin Webster enters his 12th season as chief financial officer for the Denver Broncos in 2024 and 15th year overall with the franchise. He was originally hired by the club as Vice President of Finance in 2010.

Webster, who has 29 years of experience in all aspects of financial management, leads all finance and accounting functions for the Broncos and other related team entities. Responsible for the organization's strategic financial planning, reporting and cash flow management, Webster is instrumental in continuously strengthening the financial operations of the Broncos.

He also oversees the team's information technology department.

Webster serves as treasurer for the Denver Broncos Foundation, which has overseen the distribution of more than \$35 million to charitable groups in the Denver area since its inception in 1993. He also is a member of the Board of Trustees for the National Sports Center for the Disabled as well as the advisory board for the Denver chapter of the American Cancer Society.

Before joining the Broncos, Webster worked in the homebuilding and development industries for more than 10 years. He started his career at Ernst & Young in Detroit, where he obtained his CPA and worked in the assurance and advisory practice, overseeing the audits of a number of public and private companies.

Webster attended Alma (Mich.) College, where he played soccer for four years and graduated with a degree in business administration/accounting in 1994. He currently is a member of the President's Advisory Council for his alma mater.

Born in Michigan, Webster is married to his wife, Anne, and the couple has three children: Drew, Bella and Cameron.

VICE PRESIDENTS



Keith Bishop
Vice President,
Security



Tania Copeland
Vice President,
Inclusion, Diversity & Talent
Development



Allie Engelken
Vice President,
Community Impact



Aracely Gomez
Vice President,
Human Resources



Dan Hawley
Vice President,
Business Development



Marc Jackson
Vice President,
Ticketing, Sales & Service



Michael Kalousek
Vice President,
Finance



Kristen Kuhn
Vice President,
Corporate Partnerships



Darren O'Donnell
Vice President,
Business Development




Erich Schubert
Vice President,
Communications & Content



Sandy Young
Vice President,
Partnership Marketing



VETERAN PLAYER PROFILES (AS OF JUNE 24, 2024)



NATE ADKINS

45

TIGHT END



6-3 • 252 • 2ND YR. • SOUTH CAROLINA

BORN: July 9, 1999, in Knoxville, Tenn.

HIGH SCHOOL: Bearden High School, Knoxville, Tenn.

ACQUIRED: College Free Agent, 2023

NFL YEAR: 2nd • **YEAR WITH BRONCOS:** 2nd

NFL GAMES PLAYED/STARTED: 10/1

ADKINS AT A GLANCE:

- A second-year tight end who appeared in 10 games (1 start) for the Broncos in 2023, catching four passes for 22 yards (5.5 avg.) as well as making one special-teams tackle.
- Appeared in 56 career collegiate games (37 starts) between East Tennessee State (2018-21) and South Carolina (2022).
- Recorded 86 catches for 917 yards (10.7 avg.) with four touchdowns during his career.
- Started 9-of-13 games played with the Gamecocks in 2022, totaling 13 receptions for 168 yards (12.9 avg.).
- Earned second-team All-SoCon honors in his final season at East Tennessee in 2021 after starting 11-of-13 games and totaling 33 catches for 357 yards (10.2 avg.) with one touchdown.
- Garnered first-team All-SoCon honors for the second consecutive year in 2020 and posted 10 receptions for 101 yards (10.1 avg.) in six games (4 starts) played for the Buccaneers.
- Voted first-team All-SoCon in 2019 after starting all 12 games played and catching 25 passes for 241 yards (9.6 avg.) with two touchdowns.
- Attended Bearden High School (Knoxville, Tenn.), where he was three-time all-conference selection.
- Tallied 76 tackles, 14 tackles for loss, six sacks and one fumble recovery as a senior.
- Entered the NFL as a college free agent with the Broncos on May 12, 2023.

CAREER TRANSACTIONS: Signed by Denver as a college free agent 5/12/23.



2023: Adkins appeared in 10 games (1 start) during his rookie year after signing with Denver as a college free agent, catching four passes for 22 yards (5.5 avg.) as well as making one special-teams tackle... Made his NFL debut vs. Was. (9/17)... Caught his first NFL pass from QB Russell Wilson, carrying it for an 11-yard gain at Mia. (9/24)... Caught two passes for eight yards (4.0 avg.) at Chi. (10/1)... Recorded his first career special-teams tackle and also made a three-yard catch in the win vs. G.B. (10/22)... Made his first career start vs. Min. (11/19).

COLLEGE: Adkins appeared in 56 games (37 starts) between the University of South Carolina (2022) and East Tennessee State (2018-21)... Recorded 86 catches for 917 yards (10.7 avg.) with four touchdowns during his career... In his lone season with South Carolina, started 9-of-13 games, totaling 13 receptions for 168 yards (12.9 avg.) and also rushed one time for one yard... Earned second-team All-SoCon honors in 2021 after starting 11-of-13 games for East Tennessee State University, totaling 33 receptions for 357 yards (10.2 avg.) with one touchdown... Helped the Buccaneers rank in the Top-10 in the FCS as a senior... Appeared in six games (4 starts) in 2020, producing 10 catches for 101 yards (10.1 avg.) to earn first-team All-SoCon honors for the second consecutive season... Was voted All-SoCon first team in 2019 after starting all 12 games played and catching 25 passes for 241 yards (9.6 avg.) with two touchdowns

PERSONAL: Adkins attended Bearden High School in Knoxville, Tenn., where he was a three-time all-conference selection... Totaled 76 tackles, 14 tackles for loss, six sacks and one fumble recovery as a senior... Also played offensive tackle... Also lettered in baseball, where he was named all-conference once... Nate Adkins was born on July 9, 1999 in Knoxville, Tenn.

ADKINS' REGULAR SEASON RECORD

Year	Club	G	S	RECEIVING				RUSHING				SCORING						
				No.	Yds.	Avg.	LG	TD	No.	Yds.	Avg.	LG	TD	TDru	TDre	TDr	2pt	Pts.
2023	Denver	10	1	4	22	5.5	11	0	0	0	—	—	0	0	0	0	0	0
CAREER TOTALS		10	1	4	22	5.5	11	0	0	0	—	0	0	0	0	0	0	0

ADDITIONAL STATISTICS: Special-teams tackles — 2023 (1), TOTAL (1).

NATE ADKINS' CAREER GAME-BY-GAME

(Victories asterisked)

2023 DENVER (8-9)		RECEIVING						SCORING	
Date	Opponent	P/S	No.	Yds.	Avg.	LG	TD	2pt.	Pts.
Sept 10	vs. Las Vegas								
Sept 17	vs. Washington	P	0	0	—	—	0	0	0
Sept 24	at Miami	P	1	11	11.0	11	0	0	0
Oct 1	at Chicago*	P	2	8	4.0	6	0	0	0
Oct 8	vs. N.Y. Jets	P	0	0	—	—	0	0	0
Oct 12	at Kansas City								
Oct 22	vs. Green Bay*	P	1	3	3.0	3	0	0	0
Oct 29	vs. Kansas City*	P	0	0	—	—	0	0	0
Nov. 13	at Buffalo*								
Nov 19	vs. Minnesota*	S	0	0	—	—	0	0	0
Nov 26	vs. Cleveland*	P	0	0	—	—	0	0	0
Games 12-15									
Dec 31	vs. L.A. Chargers*	P	0	0	—	—	0	0	0
Jan 7	at Las Vegas	P	0	0	—	—	0	0	0
Season Totals		10/1	4	22	5.5	11	0	0	0



ZACH ALLEN

99

DEFENSIVE END

6-4 • 281 • 6TH YR. • BOSTON COLLEGE

BORN: Aug. 20, 1997, in New Canaan, Conn.

HIGH SCHOOL: New Canaan (Conn.) High School

ACQUIRED: Unrestricted Free Agent (Arizona), 2023

NFL YEAR: 6th • YEAR WITH BRONCOS: 2nd

NFL GAMES PLAYED/STARTED: 62/52 • POSTSEASON GP/GS: 1/1



ALLEN AT A GLANCE:

- A sixth-year defensive end who has appeared in 62 games (52 starts) and one postseason game (1 start) with Arizona (2019-22) and Denver (2023), totaling 198 tackles (106 solo), 16.5 sacks (119 yds.), one interception (25 yds.), 16 passes defended, one forced fumble, three fumble recoveries (1 TD) and blocked one field goal.
- Tied for the sixth-most passes defended (13), fourth-most fumble recoveries (3) and seventh-most tackles (155) among all NFL defensive ends since 2021.
- Set a career high with 60 tackles (27 solo) along with five sacks (44.5 yds.), one pass defended and one forced fumble in 17 starts during his first season with the Broncos in 2023.
- Tied for the most passes defended (8) among all NFL defensive ends while also producing a career-high 5.5 sacks (40.5 yds.) to go along with 47 tackles (23 solo) in 13 starts in 2022.
- Appeared in a career-high 15 games (14 starts) in 2021, producing career highs with 48 tackles (30 solo), one interception (25 yds.) and three fumble recoveries (1 TD) along with four sacks (16 yds.) and four passes defended.
- Made 35 tackles (20 solo), two sacks (18 yds.) and three passes defended in 13 games (7 starts) in 2020.
- Appeared in 50 games in four seasons at Boston College (2015-18), totaling 199 tackles (106 solo), 18.5 sacks (115 yds.), two interceptions, 16 passes defended, one forced fumble, four fumble recoveries and two blocked kicks.
- Named second-team All-ACC after starting all 12 games as a senior in 2018, totaling 61 tackles (26 solo), 6.5 sacks (36 yds.), one interception, eight passes defended, one forced fumble, two fumble recoveries and two blocked kicks.
- Started all 13 games and was one-of-two defensive linemen nationally with 100+ tackles in 2017, earning All-ACC honorable mention.
- Selected by the Cardinals in the third round (65th overall) of the 2019 NFL Draft.
- Signed by Denver as an unrestricted free agent on March 15, 2023.

CAREER TRANSACTIONS: Signed by Arizona as a draft choice 5/9/19; Signed by Denver as an unrestricted free agent 3/15/23.

ALLEN AMONG TOP NFL DL'S IN PASSES DEFENSED SINCE 2021

PASSES DEFENSED AMONG NFL DEFENSIVE ENDS, SINCE 2021

	Player (Tm.)	PD's
1.	Carlos Dunlap (Sea./K.C.)	15
2.	Denico Autry (Oak./Ind./Ten.)	14
	A.J. Epenesa (Buf.)	14
	DeMarcus Lawrence (Dal.)	14
	Emmanuel Ogbah (Cle./K.C./Mia.)	14
6.	Zach Allen (Ari./Den.)	13
	Maxx Crosby (L.V.)	13

2023: Allen started all 17 games in his first season with Denver, totaling 60 tackles (27 solo), five sacks (44.5 yds.), one pass defended and one forced fumble... Made his Broncos debut vs. L.V. (9/10), totaling five tackles (2 solo), including one quarterback hit and one tackle for loss... Made seven tackles (3 solo) along with two tackles for loss at Mia. (9/24)... Posted four assisted tackles—including assisting on a sack (4 yds.)—and produced two quarterback hits in the comeback victory at Chi. (10/1)... Recorded his first career forced fumble along with five tackles (4 solo) and one sack (12 yds.) vs. NYJ (10/8)... Sacked Chiefs' QB Patrick Mahomes for an 11-yard loss and also totaled four tackles (2 solo) at K.C. (10/12)... Registered four tackles (3 solo) and one quarterback hit in the win vs. G.B. (10/22)... Totaled four tackles (3 solo), 0.5 sacks (3.5 yds.) and one tackle for loss in the win vs. K.C. (10/29)... Made five tackles (3 solo), including one tackle for loss and two quarterback hits, in the win vs. Min. (11/19)... Assisted OLB Nik Bonitto on a sack for a safety in the win vs. Cle. (11/26)... Assisted on one sack (1.5 yds.) and also made six tackles (2 solo) at Hou. (12/3)... Recorded one sack (10 yds.) and three quarterback hits at LAC (12/10)... Recorded his first career field goal block and also made two tackles (1 solo) vs. LAC (12/31)... Made six tackles (1 solo) and had one quarterback hit at L.V. (1/7).

2022: Allen had a career-high 5.5 sacks (40.5 yds.) and eight passes defended to go along with 47 tackles (23 solo) in 13 starts... Tied for first among defensive ends in passes defended (8) and was the only player in the NFL to total at least five sacks and eight pass breakups... Posted a pass defended and two tackles (1 solo) at L.V. (9/18)... Registered a career-high three passes defended along with a nine-yard sack and six tackles (3 solo) at Car. (10/2)... Notched sacks in back-to-back games, recording one sack (11 yds.) while posting a pass defended and eight tackles (5 solo) vs. Phi. (10/9)... Had three tackles (2 solo) and a pass defended vs. N.O. (10/20)... Produced 0.5 sacks (2.5 yds.) and five tackles (2 solo) vs. Sea. (11/6)... Tallied a four-yard sack along with four tackles (2 solo) at LAR (11/13)... Broke up one pass and made two tackles (1 solo) and one sack (4 yds.) vs. LAC (11/27)... Brought down Patriots QB Mac Jones for a 10-yard loss and also made two solo tackles and one pass defended vs. N.E. (12/12)... Was inactive for Games 14-17.

2021: Allen appeared in 15 games (14 starts), producing career marks of 48 tackles (30 solo), one interception (25 yds.) and three fumble recoveries (1 TD) along with four sacks (16 yds.) and four passes defended... Recovered his first career fumble and made two solo tackles at Jac. (9/26)... Totaled five tackles (4 solo) and had a six-yard sack vs. S.F. (10/10)... Recorded a quarterback takedown in his second straight game while making six tackles (2 solo) vs. G.B. (10/28)... Broke up his fourth career pass and made a solo tackle at S.F. (11/7)... Tallied five tackles (4 solo) and recovered his second career fumble vs. Car. (11/14)... Posted one pass defended and made five tackles (3 solo) at Sea. (11/21)... Intercepted his first career pass for 25 yards while registering one sack and four tackles (1 solo) at Chi. (12/5)... Sacked the quarterback in back-to-back games for the second time in 2021 after bringing down Rams QB Matthew Stafford for 10 yards and made four tackles (3 solo) vs. LAR (12/13)... Made two tackles (1 solo) and had one pass defended at Dal. (1/2)... Scored his first career defensive touchdown after recovering a fumble from Seahawks QB Russell Wilson and returned it 16 yards while also totaling three tackles (2 solo) vs. Sea. (1/9)... Started the Cardinals' NFC Wild Card game at LAR (1/17), finishing with four tackles (1 solo).

2020: Allen made 35 tackles (20 solo), two sacks (18 yds.) and three passes defended in 13 games (7 starts)... Recorded his first career sack for four yards along with two solo tackles at S.F. (9/13)... Made four tackles (1 solo) at Car. (10/4)... Broke up his first career pass along with making three tackles (1 solo) at NYG (12/13)... Set a career-high 11 tackles (6 solo) along with one sack (14 yds.) and one pass defended vs. Phi. (12/20)... Made five tackles (3 solo) and broke up a pass at LAR (1/3)... Missed Games 8-10 after being placed on injured reserve (ankle) on Oct. 27.

2019: Allen played in four games (1 start) during his rookie season after being drafted in the third round (65th overall) by Arizona, totaling eight tackles (6 solo) on the season... Made his NFL debut and first career start vs. Det. (9/8), posting three solo tackles... Had his second three tackle game (2 solo) vs. Car. (9/22)... Was inactive for Games 5-10... Missed the final six games after being placed on injured reserve (neck) on Nov. 13.

COLLEGE: Allen appeared in 50 games in four seasons at Boston College (2015-18), totaling 199 tackles (106 solo), 18.5 sacks (115 yds.), two interceptions, 16 passes defended, one forced fumble, four fumble recoveries and two blocked kicks... Named second-team All-ACC after starting all 12 games as a senior in 2018, totaling 61 tackles (26 solo), 6.5 sacks (36 yds.), one interception, eight passes defended, one forced fumble, two fumble recoveries and two blocked kicks... Earned ACC Defensive Player of the Week honors after recording seven tackles and a sack while also blocking a kick vs. Louisville (10/13/18)... Was named ACC Defensive Player of the Week for the second time in 2018 after blocking another kick along with a pass defended, six tackles and a sack at Florida State (11/17/18)... Started all 13 games and was one-of-two defen-

five linemen nationally with 100+ tackles in 2017, earning All-ACC honorable mention... Finished the year with 100 tackles (47 solo), six sacks (37 yds.), one interception and four passes defended... Was named ACC Defensive Player of the Week for the first time in his career after totaling 14 tackles, including three tackles for loss, vs. Virginia Tech (10/7/17)... Played all 13 games (1 start) in 2016, registering 36 tackles (19 solo), six sacks (42 yds.), four passes defended and two fumble recoveries.

PERSONAL: Allen attended New Canaan (Conn.) High School, where he was named the 2014 Connecticut Gatorade Player of the Year... Helped the Rams win two state titles (2013, '14) as a three-year starter... Set the school record for career sacks (33), single-season sacks (13.5) and tied the single-game sack record (4.0)... Named to the *USA Today* All-USA Connecticut team and garnered All-Tri-State accolades, All-FCIAC and first-team MSG All-Metro honors in 2014... Produced 102 tackles, 13.5 sacks, two interceptions, seven forced fumbles, one fumble recovery, 12 passes defended and one defensive score as a senior... Also played basketball, earning All-FCIAC honorable mention... Was a four-year high honor roll student and member of the National Honor Society... Zach Allen as born on Aug. 20, 1997 in New Canaan, Conn.

ALLEN'S REGULAR SEASON RECORD

Year	Club	G	S	UT	A	TT	S-Yds.	I-Yds.	PD	FF	FR	TD-Int.	TD-FR	S	Pts.
2019	Arizona	4	1	6	2	8	0-0	0-0	0	0	0	0	0	0	0
2020	Arizona	13	7	20	15	35	2-18	0-0	3	0	0	0	0	0	0
2021	Arizona	15	14	30	18	48	4-16	1-25	4	0	3	0	1	0	6
2022	Arizona	13	13	23	24	47	5.5-40.5	0-0	8	0	0	0	0	0	0
2023	Denver	17	17	27	33	60	5-44.5	0-0	1	1	0	0	0	1	2
CAREER TOTALS		62	52	106	92	198	16.5-119	1-25	16	1	3	0	1	1	8

ADDITIONAL STATISTICS: Blocked a field goal vs. L.A.C., 12/31/23.

ALLEN'S POSTSEASON RECORD

Year	Club	G	S	UT	A	TT	S-Yds.	I-Yds.	PD	FF	FR	TD-Int.	TD-FR	S	Pts.
2021	Arizona	1	1	1	3	4	0-0	0-0	0	0	0	0	0	0	0
CAREER TOTALS		1	1	1	3	4	0-0	0-0	0	0	0	0	0	0	0

ALLEN'S SINGLE GAME HIGHS

(Postseason in parentheses)

Tackles — 11, vs. Philadelphia, 12/20/20 (4, at L.A. Rams, 1/17/22). **Interceptions** — 1, at Chicago, 12/5/21 (none). **Interception yards** — 25, at Chicago, 12/5/21 (none). **Sacks** — 1.0, 14x, last: at L.A. Chargers 12/10/23 (none). **Sack yards** — 14, vs. Philadelphia, 12/20/20 (none). **Forced Fumble** — 1, vs. New York Jets, 10/8/23 (none). **Fumble Recoveries** — 1, 3x, last: vs. Seattle, 1/9/22 (none). **Pass defended** — 3, at Carolina, 10/2/22 (none).

ZACH ALLEN'S CAREER GAME-BY-GAME

(Victories asterisked)

2019 ARIZONA (5-10-1)		TACKLES									
Date	Opponent	P/S	UT	A	TT	S-Yds.	I-Yds.	PD	FF	FR	
Sept 8	vs. Detroit	S	3	0	3	0-0	0-0	0	0	0	
Sept 15	at Baltimore	P	1	1	2	0-0	0-0	0	0	0	
Sept 22	vs. Carolina	P	2	1	3	0-0	0-0	0	0	0	
Sept 29	vs. Seattle	P	0	0	0	0-0	0-0	0	0	0	
Games 5-10	INACTIVE										
Games 11-16	INJURED RESERVE										
Season Totals			4/1	6	2	8	0-0	0-0	0	0	0
2020 ARIZONA (8-8)		TACKLES									
Date	Opponent	P/S	UT	A	TT	S-Yds.	I-Yds.	PD	FF	FR	
Sept 13	at San Francisco*	P	2	0	2	1-4	0-0	0	0	0	
Sept 20	vs. Washington*	P	2	0	2	0-0	0-0	0	0	0	
Sept 27	vs. Detroit	P	1	1	2	0-0	0-0	0	0	0	
Oct 4	at Carolina	S	1	3	4	0-0	0-0	0	0	0	
Oct 11	at N.Y. Jets*	P	1	0	1	0-0	0-0	0	0	0	
Oct 19	at Dallas*	P	0	0	0	0-0	0-0	0	0	0	
Oct 25	vs. Seattle*	S	0	0	0	0-0	0-0	0	0	0	
Games 8-10	INJURED RESERVE										
Nov 29	at New England	S	1	2	3	0-0	0-0	0	0	0	
Dec 6	vs. L.A. Rams	S	0	0	0	0-0	0-0	0	0	0	
Dec 13	at N.Y. Giants*	P	1	2	3	0-0	0-0	1	0	0	
Dec 20	vs. Philadelphia*	S	6	5	11	1-14	0-0	1	0	0	
Dec 26	vs. San Francisco	S	2	0	2	0-0	0-0	0	0	0	
Jan 3	at L.A. Rams	S	3	2	5	0-0	0-0	1	0	0	
Season Totals			13/7	20	15	35	2-18	0-0	3	0	0

2021 ARIZONA (11-6)		TACKLES									
Date	Opponent	P/S	UT	A	TT	S-Yds.	I-Yds.	PD	FF	FR	
Sept 12	at Tennessee*	S	0	0	0	0-0	0-0	0	0	0	
Sept 19	vs. Minnesota*	S	1	1	2	0-0	0-0	0	0	0	
Sept 26	at Jacksonville*	S	2	0	2	0-0	0-0	0	0	1	
Oct 3	at L.A. Rams*	P	1	0	1	0-0	0-0	0	0	0	
Oct 10	vs. San Francisco*	S	4	1	5	1-6	0-0	0	0	0	
Oct 17	at Cleveland*										
Oct 24	vs. Houston*										
Oct 28	vs. Green Bay	S	2	4	6	1-0	0-0	0	0	0	
Nov 7	at San Francisco*	S	1	0	1	0-0	0-0	1	0	0	
Nov 14	at Carolina	S	4	1	5	0-0	0-0	0	0	1	
Nov 21	at Seattle*	S	3	2	5	0-0	0-0	1	0	0	
Dec 5	at Chicago*	S	1	3	4	1-0	1-25	1	0	0	
Dec 13	vs. L.A. Rams	S	3	1	4	1-10	0-0	0	0	0	
Dec 19	at Detroit	S	2	2	4	0-0	0-0	0	0	0	
Dec 25	vs. Indianapolis	S	3	1	4	0-0	0-0	0	0	0	
Jan 2	at Dallas*	S	1	1	2	0-0	0-0	1	0	0	
Jan 9	vs. Seattle	S	2	1	3	0-0	0-0	0	0	1	
Season Totals			15/14	30	18	48	4-16	1-25	4	0	3
Jan 17	at L.A. Rams §	S	1	3	4	0-0	0-0	0	0	0	
Postseason Totals			1/1	1	3	4	0-0	0-0	0	0	0

§NFC Wild Card Game

2022 ARIZONA (4-13)		TACKLES									
Date	Opponent	P/S	UT	A	TT	S-Yds.	I-Yds.	PD	FF	FR	
Sept 11	vs. Kansas City	S	0	2	2	0-0	0-0	0	0	0	
Sept 18	at Las Vegas*	S	1	1	2	0-0	0-0	1	0	0	
Sept 25	vs. L.A. Rams	S	1	2	3	0-0	0-0	0	0	0	
Oct 2	at Carolina*	S	3	3	6	1-9	0-0	3	0	0	
Oct 9	vs. Philadelphia	S	5	3	8	1-11	0-0	1	0	0	
Oct 16	at Seattle	S	2	2	4	0-0	0-0	0	0	0	
Oct 20	vs. New Orleans*	S	2	1	3	0-0	0-0	1	0	0	
Oct 30	at Minnesota	S	1	2	3	0-0	0-0	0	0	0	
Nov 6	vs. Seattle	S	2	3	5	0.5-2.5	0-0	0	0	0	
Nov 13	at L.A. Rams*	S	2	2	4	1-4	0-0	0	0	0	
Nov 21	vs. San Francisco	S	1	2	3	0-0	0-0	0	0	0	
Nov 27	vs. L.A. Chargers	S	1	1	2	1-4	0-0	1	0	0	
Dec 12	vs. New England	S	2	0	2	1-10	0-0	1	0	0	
Games 14-17											
Season Totals			13/13	23	24	47	5.5-40.5	0-0	8	0	0

2023 DENVER (8-9)		TACKLES									
Date	Opponent	P/S	UT	A	TT	S-Yds.	I-Yds.	PD	FF	FR	
Sept 10	vs. Las Vegas	S	2	3	5	0-0	0-0	0	0	0	
Sept 17	vs. Washington	S	0	2	2	0-0	0-0	0	0	0	
Sept 24	at Miami	S	3	4	7	0-0	0-0	0	0	0	
Oct 1	at Chicago*	S	0	4	4	0.5-4	0-0	0	0	0	
Oct 8	vs. N.Y. Jets	S	4	1	5	1.0-12	0-0	0	1	0	
Oct 12	at Kansas City	S	2	2	4	1-11	0-0	0	0	0	
Oct 22	vs. Green Bay*	S	3	1	4	0-0	0-0	0	0	0	
Oct 29	vs. Kansas City*	S	3	1	4	0.5-3.5	0-0	0	0	0	
Nov 13	at Buffalo*	S	1	0	1	0-0	0-0	1	0	0	
Nov 19	vs. Minnesota*	S	3	2	5	0-0	0-0	0	0	0	
Nov 26	vs. Cleveland*	S	0	1	1	0.5-2.5	0-0	0	0	0	
Dec 3	at Houston	S	2	4	6	0.5-1.5	0-0	0	0	0	
Dec 10	at L.A. Chargers*	S	1	0	1	1-10	0-0	0	0	0	
Dec 16	at Detroit	S	0	0	0	0-0	0-0	0	0	0	
Dec 24	vs. New England	S	1	2	3	0-0	0-0	0	0	0	
Dec 31	vs. L.A. Chargers*	S	1	1	2	0-0	0-0	0	0	0	
Jan 7	at Las Vegas	S	1	5	6	0-0	0-0	0	0	0	
Season Totals			17/17	27	33	60	5.0-44.5	0-0	1	1	0

DID YOU KNOW?

Linebacker Von Miller and cornerback Chris Harris Jr. (2010s) became the third group of primary Broncos teammates to be named to the NFL's All-Decade Team. All-1970s members and Ring of Famers Louis Wright and Rick Upchurch were the first duo to achieve this feat. They were followed by All-1990s team members—and Pro Football Hall of Famers—safety Steve Atwater, running back Terrell Davis, quarterback John Elway, tight end Shannon Sharpe and tackle Gary Zimmerman.



TYLER BADIE

36

RUNNING BACK



5-8 • 197 • 3RD Yr. • MISSOURI

BORN: Feb. 7, 1999, in New Orleans

HIGH SCHOOL: Briarcrest Christian High School, Eads, Tenn.

ACQUIRED: Signed off Baltimore Ravens' Practice Squad, 2022

NFL YEAR: 3rd • **YEAR WITH BRONCOS:** 3rd

NFL GAMES PLAYED/STARTED: 1/0

BADIE AT A GLANCE:

- A third-year running back who appeared in one game with Denver from 2022-23, catching one pass for 24 yards (24.0 avg.) with one touchdown.
- Appeared in 46 games during his four seasons at the University of Missouri (2018-21), rushing 513 times for 2,740 yards (5.3 avg.) with 23 touchdowns in addition to catching 126 passes for 1,149 yards (9.1 avg.) with 11 scores.
- Set a program record for single-season rushing yards (1,604) while also setting career highs in rushes (268), rushing average (6.0) and rushing touchdowns (14) as a senior, earning All-SEC honors.
- Named to the SEC All-Freshman team after posting 809 all-purpose yards, including 437 on the ground with two touchdowns.
- Attended Briarcrest Christian High School in Eads, Tenn., where he was a Division 2 Class AAA Mr. Football nominee and amassed 1,186 rushing yards on 193 carries (6.1 avg.) with 18 touchdowns as a senior.
- Selected by the Ravens in the sixth round (196th overall) of the 2022 NFL Draft.
- Acquired by Denver off of Baltimore's practice squad on Dec. 29, 2022.

CAREER TRANSACTIONS: Signed by Baltimore as a draft choice 5/5/22; Waived by Baltimore 8/30/22; Signed by Baltimore (practice squad) 8/31/22; Signed by Denver (active roster) 12/29/22; Waived by Denver 8/29/23; Signed by Denver (practice squad) 8/31/23; Signed by Denver to a future contract 1/9/24.



2023: Badie appeared the 53-man roster but was made inactive for one game (at LAC, 12/10) after spending most of the season competing on the team's practice squad.

2022: Badie appeared in one game during his rookie season after being signed by Denver off Baltimore's practice squad on Dec. 29... Caught one pass for 24 yards (24.0 avg.) and a touchdown vs. LAC (1/8).

COLLEGE: Badie appeared in 46 games during his four seasons at the University of Missouri (2018-21), rushing 513 times for 2,740 yards (5.3 avg.) with 23 touchdowns in addition to catching 126 passes for 1,149 yards (9.1 avg.) with 11 scores... Set a program record for single-season rushing yards (1,604) while also setting career highs in rushes (268), rushing average (6.0) and rushing touchdowns (14) as a senior, earning All-SEC and PFF All-America honors... Had a team-high 928 all-purpose yards as a sophomore and also led the team with 32 catches for 356 yards (11.1 avg.) and 457 rushing yards... Named to the SEC All-Freshman team after posting 809 all-purpose yards, including 437 on the ground with two touchdowns.

PERSONAL: Badie attended Briarcrest Christian High School in Eads, Tenn., where he was a Division 2 Class AAA Mr. Football nominee... Amassed 1,186 rushing yards on 193 carries (6.1 avg.) with 18 touchdowns as a senior... Accumulated six games of 100+ yards his senior season and helped guide Briarcrest to a state quarterfinal appearance... Also played basketball... Tyler Badie was born on Feb. 7, 1999, in New Orleans.

BADIE'S REGULAR SEASON RECORD

Year	Club	RUSHING						RECEIVING				SCORING								
		G	S	No.	Yds.	Avg.	LG	TD	No.	Yds.	Avg.	LG	TD	TD	TDru	TDre	TDrt	2pt	Pts.	
2022	Denver	1	0	0	0	—	—	0	1	24	24.0	24t	1	1	0	0	0	0	0	6
2023	Denver	0	0	0	0	—	—	0	0	0	—	0	0	0	0	0	0	0	0	6
Career Totals		1	0	0	0	—	—	0	1	24	24.0	24t	1	1	0	0	0	0	0	6

TYLER BADIE'S CAREER GAME-BY-GAME

(Victories asterisked)

2022 BAL. (10-7) / DEN. (5-12)		RUSHING					RECEIVING					SCORING		
Date	Opponent	P/S	No.	Yds.	Avg.	LG	TD	No.	Yds.	Avg.	LG	TD	2pt.	Pts.
Games 1-15														
PRACTICE SQUAD														
SIGNED BY DENVER OFF BALTIMORE'S PRACTICE SQUAD ON DEC. 29														
INACTIVE														
Jan 1	at Kansas City													
Jan 8	vs. L.A. Chargers*	P	0	0	—	—	0	1	24	24.0	24t	1	0	6
Season Totals		1/0	0	0	—	—	0	1	24	24.0	24t	1	0	6

2023 DENVER (8-9)		RUSHING					RECEIVING					SCORING		
Date	Opponent	P/S	No.	Yds.	Avg.	LG	TD	No.	Yds.	Avg.	LG	TD	2pt.	Pts.
Games 1-12														
PRACTICE SQUAD														
INACTIVE														
Games 14-17														
PRACTICE SQUAD														
Season Totals		0/0	0	0	—	—	0	0	0	—	—	0	0	6



QUINN BAILEY

75

TACKLE



6-6 • 323 • 6TH YR. • ARIZONA STATE
BORN: Oct. 18, 1995, in Gilbert, Ariz.
HIGH SCHOOL: Higley High School, Gilbert, Ariz.
ACQUIRED: College Free Agent, 2019
NFL YEAR: 6th • **YEAR WITH BRONCOS:** 6th
NFL GAMES PLAYED/STARTED: 31/2

BAILEY AT A GLANCE:

- A sixth-year offensive lineman who has appeared in 31 career regular-season games (2 starts) for the Broncos from 2019-23.
- Saw action in 17 games (1 start) in 2023, totaling 68 offensive snaps and 65 special-teams snaps.
- Played in a career-high eight games and made his first career start at LG in 2022, totaling 162 offensive snaps and 29 special-teams snaps.
- Appeared in four games for Denver in 2021, playing a combined 55 snaps on offense and special teams.
- Spent the 2020 campaign primarily on the Broncos' practice squad, appearing in one regular-season contest.
- Competed on the Broncos' practice squad for the first 16 weeks of the season in 2019 before being promoted to the active roster and playing in the regular-season finale.
- Appeared in 43 games (34 starts) for Arizona State University, earning All-PAC 12 Conference honorable mention honors as a redshirt senior.
- Entered the NFL with Denver as a college free agent on April 30, 2019.

CAREER TRANSACTIONS: Signed by Denver as a college free agent 4/30/19; Waived by Denver 8/31/19; Signed by Denver (practice squad) 9/1/19; Signed by Denver (active roster) 12/24/19; Waived by Denver 9/5/20; Signed by Denver (practice squad) 9/6/20; Signed by Denver (active roster) 1/4/21; Signed by Denver (practice squad) 9/1/21; Signed by Denver (active roster) 1/7/22; Waived by Denver 8/30/22; Signed by Denver (practice squad) 8/31/22; Signed by Denver (active roster) 11/19/22; Waived by Denver 12/6/22; Signed by Denver (practice squad) 12/8/22; Signed by Denver (active roster) 12/10/22.



2023: Bailey has appeared in all 17 games (1 start) with the Broncos, seeing action in 68 offensive snaps and 65 special-teams snaps.

2022: Bailey played in a career-high eight games and made his first career start at LG, totaling 162 offensive snaps and 29 special-teams snaps... Spent the first seven weeks of the season on Denver's practice squad before being promoted to the active roster... Played in eight of the last nine games of the season, including making his first career start at LG in Week 18 vs. LAC (1/8).

2021: Bailey appeared in four games, playing a combined 55 snaps on offense and special teams... Made his season debut in Week 10 vs. Phi. (11/14)... Also saw action vs. LAC (11/28), at LAC (1/2) and vs. K.C. (1/8).

2020: Bailey spent the 2020 campaign primarily on the Broncos' practice squad, playing in one regular-season contest... Elevated to the active roster on Nov. 14 and saw action vs. L.V. (11/15).


2019: Bailey, who entered the NFL as a college free agent with Denver on April 30, appeared in one game with the Broncos... Spent time on Denver's practice squad before being signed to the active roster on Dec. 24... Made his NFL debut vs. Oak. (12/29).

COLLEGE: Bailey appeared in 43 games (34 starts) during his five seasons at Arizona State University... Earned All-PAC 12 Conference honorable mention honors as a redshirt senior after opening all 13 games at right tackle and being credited with just one sack allowed... Opened 21-of-25 games played at right tackle between 2016-17 after playing five games as a reserve guard during his redshirt freshman season.

PERSONAL: Bailey attended Hiley High School in Gilbert, Ariz., where he earned first-team Arizona All-State Division III honors from the *Arizona Republic* as a senior... Quinn Bailey was born on Oct. 18, 1995 in Gilbert, Ariz.

BAILEY'S REGULAR SEASON RECORD

Year	Club	G	S
2019	Denver	1	0
2020	Denver	1	0
2021	Denver	4	0
2022	Denver	8	1
2023	Denver	17	1
CAREER TOTALS		31	2



MICHAEL BANDY

83

WIDE RECEIVER

5-10 • 190 • 4TH YR. • SAN DIEGO

BORN: Dec. 5, 1997, in La Mirada, Calif.

HIGH SCHOOL: Servite High School, La Mirada, Calif.

ACQUIRED: Unrestricted Free Agent (L.A. Chargers), 2023

NFL YEAR: 4th • **YEAR WITH BRONCOS:** 2nd

NFL GAMES PLAYED/STARTED: 12/2 • **POSTSEASON GP/GS:** 1/0



BANDY AT A GLANCE:

- A fourth-year wide receiver who appeared in 12 regular season games (2 starts) with the L.A. Chargers (2021-22) and Broncos (2023), totaling 10 catches for 89 yards (8.9 avg.) and four kick returns for 88 yards (22.0 avg.).
- Appeared in one game in his first season with the Broncos in 2023 after spending most of the season competing on the team's practice squad.
- Also appeared in one postseason game with the Chargers (2022), where he returned three kick offs for 51 yards (17.0 avg.).
- Played in 10 regular season games (2 starts) in 2022, producing 10 catches for 89 yards (8.9 avg.) and appeared in one postseason game, compiling three kickoff returns for 51 yards (17.0 avg.).
- Appeared in one game with the L.A. Chargers in 2021, returning four kickoffs for 88 yards (22.0 avg.).
- Appeared in 43 games at the University of San Diego, where he was a two-time All-American and two-time All-PFL first team selection, totaling 192 catches for 3,294 yards (17.2 avg.) with 28 touchdowns.
- Entered the NFL with the L.A. Chargers as a college free agent.
- Signed by the Broncos as a free agent on July 28, 2023.

CAREER TRANSACTIONS: Signed by L.A. Chargers as a draft choice 6/18/21; Waived by L.A. Chargers 8/16/21; Signed by L.A. Chargers 8/20/21; Waived by L.A. Chargers 8/31/21; Signed by L.A. Chargers (practice squad) 9/1/21; Signed by L.A. Chargers 1/11/22; Waived by L.A. Chargers 8/30/22; Signed by L.A. Chargers (practice squad) 8/31/22; Signed by L.A. Chargers (active roster) 10/22/22; Signed by Denver 7/28/23.; Waived by Denver 8/29/23; Signed by Denver (practice squad) 8/31/23; Released by Denver 9/1/23; Signed by Denver (practice squad) 9/13/23; Released by Denver 10/3/23; Signed by Denver (practice squad) 10/4/23; Released by Denver 10/10/23; Signed by Denver (practice squad) 10/18/23; Released by Denver 10/21/23; Signed by Denver (practice squad) 10/25/23; Signed by Denver 1/8/24.



2023: Bandy appeared in one game in his first season with the Broncos in 2023 after spending most of the season competing on the team's practice squad... Made his Broncos debut vs. LAC (12/31).

2022: Bandy played in 10 regular season games (2 starts), producing 10 catches for 89 yards (8.9 avg.)... Also appeared in one postseason game, compiling three kickoff returns for 51 yards (17.0 avg.)... Spent the first three games competing on the Chargers' practice squad... Made his season debut at Hou. (10/2), where

he caught two passes for 49 yards (24.5 avg.)... Made his first career start at Atl. (11/6), catching a career-high five passes for 26 yards (5.2 avg.)... Played in Los Angeles' AFC Wild Card game at Jac. (1/14), where he returned three kickoffs for 51 yards (17.0 avg.).

2021: Bandy appeared in one game after signing with the L.A. Chargers as a college free agent, returning four kickoffs for 88 yards (22.0 avg.)... Spent most of the season competing on the Chargers' practice squad... Made his NFL debut at Hou. (12/26), returning four kickoffs for 88 yards (22.0 avg.).

COLLEGE: Bandy appeared in 43 games at the University of San Diego, where he was a two-time All-American and two-time All-PFL first team selection... Totalled 192 catches for 3,294 yards (17.2 avg.) with 28 touchdowns along with 14 rushes for 50 yards (3.6 avg.)... Also returned 14 kickoffs for 240 yards (17.1 avg.) and three punts for 26 yards (8.7 avg.)... Was named first-team All-America and All-PFL after catching 75 passes for 1,152 yards (15.4 avg.) with 12 scores in 12 games during the 2019 season... His 1,152 receiving yards were the fourth most in a single season in school history and became the first Torero to ever post two seasons with at least 75 catches as well as the first player in school history to have back-to-back seasons with at least 1,100 receiving yards... Was a consensus All-American and All-PFL performer after finishing with 1,698 receiving yards—a school record and fifth-most in a single season in FCS history—on 88 catches (19.3 avg.) with 14 scores in 12 games in 2018... His 88 receptions was the second most in school history while his 14 receiving touchdowns were the third most in program annals... Also returned six kickoffs for 139 yards (23.2 avg.) and three punts for 26 yards (8.7 avg.)... Caught 25 passes for 367 yards (14.7 avg.) with two scores in nine games (5 starts) during 2017.

PERSONAL: Bandy attended Servite High School in La Mirada, Calif., where he was named first team offense and was the team's MVP during his junior year... Also played varsity baseball... Michael Bandy was born on Dec. 5, 1997, in La Mirada, Calif

BANDY'S REGULAR SEASON RECORD

Year	Club	G	S	RECEIVING					RUSHING					SCORING						
				No.	Yds.	Avg.	LG	TD	No.	Yds.	Avg.	LG	TD	TD	TDre	TDru	TDrt	2pt	Pts.	
2021	L.A. Chargers	1	0	0	0	—	—	0	0	0	—	—	0	0	0	0	0	0	0	0
2022	L.A. Chargers	10	2	10	89	8.9	25	0	0	0	—	—	0	0	0	0	0	0	0	0
2023	Denver	1	0	0	0	—	—	0	0	0	—	—	0	0	0	0	0	0	0	0
CAREER TOTALS		12	2	10	89	8.9	25	0	0	0	—	—	0	0	0	0	0	0	0	0

ADDITIONAL STATISTICS: Kickoff returns — 2021 (4 for 88, 22.0 avg., 27 LG, 0 TD), TOTAL (4 for 88, 22.0 avg., 27 LG, 0 TD).
Special teams tackles — 2022 (1), TOTAL (1).

BANDY'S POSTSEASON RECORD

Year	Club	G	S	RECEIVING					RUSHING					SCORING						
				No.	Yds.	Avg.	LG	TD	No.	Yds.	Avg.	LG	TD	TD	TDre	TDru	TDrt	2pt	Pts.	
2022	L.A. Chargers	1	0	0	0	—	—	0	0	0	—	—	0	0	0	0	0	0	0	0
CAREER TOTALS		1	0	0	0	—	—	0	0	0	—	—	0	0	0	0	0	0	0	0

ADDITIONAL STATISTICS: Kickoff returns — 2022 (3 for 51, 17.0 avg., 20 LG, 0 TD), TOTAL (3 for 51, 17.0 avg., 20 LG, 0 TD).
Special teams fumble recoveries — 2022 (1), TOTAL (1).


MICHAEL BANDY'S CAREER GAME-BY-GAME

(Victories asterisked)

2021 L.A. CHARGERS (9-8)			RECEIVING					SCORING				
Date	Opponent	P/S	No.	Yds.	Avg.	LG	TD	2pt.	Pts.			
Games 1-14												
Dec 26	at Houston	P	0	0	—	—	0	0	0	PRACTICE SQUAD		
Games 16-17												
Season Totals			1/0	0	0	—	—	0	0	0		

2022 L.A. CHARGERS (10-7)			RECEIVING					SCORING				
Date	Opponent	P/S	No.	Yds.	Avg.	LG	TD	2pt.	Pts.			
Games 1-3												
Oct 2	at Houston*	P	2	49	24.5	25	0	0	0	PRACTICE SQUAD		
Oct 9	at Cleveland*	P	0	0	—	—	0	0	0			
Oct 17	vs. Denver*	P	1	4	4.0	4	0	0	0			
Oct 23	vs. Seattle	P	1	-5	-5.0	-5	0	0	0			
Nov 6	at Atlanta*	S	5	26	5.2	11	0	0	0			
Nov 13	at San Francisco	S	0	0	—	—	0	0	0			
Nov 20	vs. Kansas City	P	0	0	—	—	0	0	0			
Nov 27	at Arizona*	P	0	0	—	—	0	0	0			
Dec 4	at Las Vegas	P	1	15	15.0	15	0	0	0			
Dec 11	vs. Miami*	P	0	0	—	—	0	0	0			
Games 14-17												
Season Totals			10/2	10	89	8.9	25	0	0	0		

2023 DENVER (8-9)			RECEIVING					SCORING				
Date	Opponent	P/S	No.	Yds.	Avg.	LG	TD	2pt.	Pts.			
Games 1-15												
Dec 31	vs. L.A. Chargers*	P	0	0	—	—	0	0	0	PRACTICE SQUAD		
Jan 7	at Las Vegas									INACTIVE		
Season Totals			1/0	0	0	—	—	0	0	0		

**CODY BARTON****55****INSIDE LINEBACKER****6-2 • 237 • 6TH YR. • UTAH****BORN:** Nov. 13, 1996, in Salt Lake City**HIGH SCHOOL:** Brighton High School, Cottonwood Heights, Utah**ACQUIRED:** Unrestricted Free Agent (Washington), 2024**NFL YEAR:** 6th • **YEAR WITH BRONCOS:** 1st**NFL GAMES PLAYED/STARTED:** 78/29 • **POSTSEASON GP/GS:** 4/3**BARTON AT A GLANCE:**

- A sixth-year inside linebacker who has appeared in 78 games (29 starts) with Seattle (2019-22) and Washington (2023), tallying 315 tackles (178 solo), two sacks (8 yds.), three interceptions (63 yds.), nine passes defended, two forced fumbles and two fumble recoveries.
- Appeared in four postseason games (3 starts) with Seattle (2019-20, '22), combining for 17 tackles (8 solo), one sack (1 yd.) and three passes defended.
- Started all 13 games played in 2023 in Washington, totaling 121 tackles (67 solo), one interception (52 yds.), one pass defended and one fumble recovery.
- Started 11-of-17 games in his final season in Seattle in 2022, recording career highs with 133 tackles (81 solo), two sacks (8 yds.), two interceptions (11 yds.) and six passes defended.
- Played in 16 games (2 starts) in 2019 after being drafted in the third round (88th overall) by Seattle, totaling 17 tackles (5 solo), one pass defended and one fumble recovery.
- Totaled 234 tackles (131 solo), nine sacks (53 yds.), one interception (7 yds.), 11 passes defended, one forced fumble and three fumble recoveries in 50 games (23 starts) at the University of Utah (2015-18).
- Earned honorable mention All-Pac 12 in 2018 after starting all 14 games and leading the team with 116 tackles (68 solo) along with four sacks (24 yds.), one interception (7 yds.), seven passes defended and one forced fumble.
- Selected by the Seahawks in the third round (88th overall) of the 2019 NFL Draft.
- Signed by the Broncos as an unrestricted free agent on March 18, 2024.

CAREER TRANSACTIONS: Signed by Seattle as a draft choice 6/10/19; Signed by Washington 3/13/23; Signed by Denver 3/18/24.



2023: Barton started all 13 games played in his lone season in Washington, totaling 121 tackles (67 solo), one interception (52 yds.), one pass defended and one fumble recovery... Made five tackles (3 solo) in his Commanders debut vs. Ari. (9/10)... Recovered one fumble and notched 10 tackles (4 solo) at Den. (9/17)... Tallied 13 tackles (7 solo) vs. Buf. (9/24)... Recorded a career-high 15 tackles (5 solo) and one tackle for loss at Atl. (10/15)... Made 11 tackles (5 solo) vs. Mia. (12/3) to start a streak of four consecutive games with double-digit tackles... Logged 13 tackles (5 solo) at LAR (12/17)... Intercepted one pass and returned it 52 yards along with making 10 tackles (7 solo) at NYJ (12/24)... Posted 12 tackles (9 solo) vs. S.F. (12/31).

2022: Barton started 11-of-17 games in his final season in Seattle, recording career highs with 133 tackles (81 solo), two sacks (8 yds.), two interceptions (11 yds.) and six passes defended... Recorded his first career sack along with 10 tackles (8 solo) in the season opener vs. Den. (9/12)... Posted his second-consecutive double-digit tackle game at S.F. (9/18), finishing with 11 tackles (4 solo)... Broke up one pass and made seven tackles (4 solo) at Det. (10/2)... Logged 12 tackles (7 solo) at N.O. (10/9)... Finished with five tackles (3 solo) and one pass defended vs. NYG (10/30)... Recorded his first career interception—returning it one yard—in addition to registering nine tackles (7 solo) at T.B. (11/13)... Made eight tackles and broke up one pass vs. L.V. (11/27)... Returned an interception 10 yards and also recorded seven tackles (4 solo) at LAR (12/4)... Registered a season-high 14 tackles (6 solo) vs. Car. (12/11)... Made 10 tackles (6 solo) vs. S.F. (12/15)... Logged one pass defended and seven tackles (6 solo) vs. LAR (1/8)... Started the NFC Wild Card Game at S.F. (1/14), totaling nine tackles (4 solo) and one pass defended.

2021: Barton registered 25 tackles (14 solo) and one pass defended in 16 games (1 start)... Notched five tackles (1 solo) and one quarterback hit at Min. (9/26)... Broke up one pass and made seven tackles (5 solo) vs. Det. (1/2)... Registered a season-high 11 tackles (7 solo) in the season finale at Ari. (1/9).

2020: Barton appeared in 16 games (2 starts) and made 19 tackles (11 solo) in addition to forcing two fumbles... Tallied 14 tackles (9 solo) in his second start of the season vs. Min. (10/11)... Appeared in the NFC Wild Card Game vs. LAR (1/9).

2019: Barton played in 16 games (2 starts) after being drafted in the third round (88th overall) by Seattle, totaling 17 tackles (5 solo), one pass defended and one fumble recovery... Also made six special-teams tackles on 315 special-teams snaps... Started two games in the postseason, combining for eight tackles (4 solo), one sack (1 yd.) and two passes defended... Made his NFL debut in Week 1 vs. Cin. (9/8)... Recorded his first career defensive tackle at Atl. (10/27)... Broke up one pass and made four tackles (1 solo) in his first career start at LAR (12/8)... Recorded his first career double-digit tackle performance in his second consecutive start at Car. (12/15), finishing with 10 tackles (3 solo)... Produced five tackles (4 solo), one sack (1 yds.) and broke up two passes in his first career postseason game in the NFC Wild Card Round at Phi. (1/5)... Also assisted one three tackles in the NFC Divisional Round at G.B. (1/12).

COLLEGE: Barton was a four-year letterman at the University of Utah (2015-18), where he played in 50 games (23 starts)... Totaled 234 tackles (131 solo), nine sacks (53 yds.), one interception (7 yds.), 11 passes defended, one forced fumble and three fumble recoveries... Earned honorable mention All-Pac 12 in 2018 after starting all 14 games and leading the team with 116 tackles (68 solo) along with four sacks (24 yds.), one interception (7 yds.), seven passes defended and one forced fumble... Started 4-of-13 games played in 2017, where he totaled 45 tackles (23 solo), four sacks (27 yds.), one pass defended and three fumble recoveries... Finished the 2016 season with 66 tackles (37 solo), one sack (2 yds.) and three passes defended in 11 games (5 starts).

PERSONAL: Barton attended Brighton High School in Cottonwood Heights, Utah, where he was named first-team all-state during his senior season as a defensive back by the *Salt Lake Tribune* and *Deseret News*... As a senior, totaled 72 tackles and three interceptions while also catching 27 passes for 334 yards with two scores... Cody Barton was born on Nov. 13, 1996 in Salt Lake City.

BARTON'S REGULAR SEASON RECORD

Year	Club	G	S	UT	A	TT	S-Yds.	I-Yds.	PD	FF	FR	TD-Int.	TD-FR	S	Pts.
2019	Seattle	16	2	5	12	17	0-0	0-0	1	0	1	0	0	0	0
2020	Seattle	16	2	11	8	19	0-0	0-0	0	2	0	0	0	0	0
2021	Seattle	16	1	14	11	25	0-0	0-0	1	0	0	0	0	0	0
2022	Seattle	17	11	81	52	133	2-8	2-11	6	0	0	0	0	0	0
2023	Washington	13	13	67	54	121	0-0	1-52	1	0	1	0	0	0	0
CAREER TOTALS		78	29	178	137	315	2-8	3-63	9	2	2	0	0	0	0

ADDITIONAL STATISTICS: Special-teams tackles — 2019 (6), 2020 (16), 2021 (12), 2022 (3), TOTAL (37).

BARTON'S POSTSEASON RECORD

Year	Club	G	S	UT	A	TT	S-Yds.	I-Yds.	PD	FF	FR	TD-Int.	TD-FR	S	Pts.
2019	Seattle	2	2	4	4	8	1-1	0-0	2	0	0	0	0	0	0
2020	Seattle	1	0	0	0	0	0-0	0-0	0	0	0	0	0	0	0
2022	Seattle	1	1	4	5	9	0-0	0-0	1	0	0	0	0	0	0
CAREER TOTALS		4	3	8	9	17	1-1	0-0	3	0	0	0	0	0	0

ADDITIONAL STATISTICS: Special-teams tackles — 2021 (4), TOTAL (1).

BARTON'S SINGLE-GAME HIGHS

(Postseason in parentheses)

Tackles — 15, at Atlanta, 10/15/23 (9, at San Francisco, 1/14/23). **Sacks** — 1, twice, last: vs. N.Y. Giants, 10/30/22 (1, at Philadelphia, 1/5/20). **Sack yards** — 8, vs. Denver, 9/12/22 (1, at Philadelphia, 1/5/20). **Interceptions** — 1, 3x, last: at N.Y. Jets, 12/24/23 (none). **Interception yards** — 52, at N.Y. Jets, 12/24/23 (none). **Pass defended** — 1, 9x, last: at N.Y. Jets, 12/24/23 (2, at Philadelphia, 1/5/20). **Forced fumbles** — 1, twice, last: vs. L.A. Rams, 12/27/20 (none). **Fumble Recoveries** — 1, twice, last: at Denver, 9/17/23 (none).

CODY BARTON'S CAREER GAME-BY-GAME

(Victories asterisked)

2019 SEATTLE (11-5)		TACKLES											
Date	Opponent	P/S	UT	A	TT	S-Yds.	I-Yds.	PD	FF	FR			
Sept 8	vs. Cincinnati*	P	0	0	0	0-0	0-0	0	0	0			
Sept 15	at Pittsburgh*	P	0	0	0	0-0	0-0	0	0	0			
Sept 22	vs. New Orleans	P	0	0	0	0-0	0-0	0	0	0		1	
Sept 29	at Arizona*	P	0	0	0	0-0	0-0	0	0	0			
Oct 3	vs. L.A. Rams*	P	0	0	0	0-0	0-0	0	0	0			
Oct 13	at Cleveland*	P	0	0	0	0-0	0-0	0	0	0			
Oct 20	vs. Baltimore	P	0	0	0	0-0	0-0	0	0	0			
Oct 27	at Atlanta*	P	1	0	1	0-0	0-0	0	0	0			
Nov 3	vs. Tampa Bay*	P	0	0	0	0-0	0-0	0	0	0			
Nov 11	at San Francisco*	P	0	0	0	0-0	0-0	0	0	0			
Nov 24	at Philadelphia*	P	0	0	0	0-0	0-0	0	0	0			
Dec 2	vs. Minnesota*	P	0	0	0	0-0	0-0	0	0	0			
Dec 8	at L.A. Rams	S	1	3	4	0-0	0-0	1	0	0			
Dec 15	at Carolina*	S	3	7	10	0-0	0-0	0	0	0			
Dec 22	vs. Arizona	P	0	1	1	0-0	0-0	0	0	0			
Dec 29	vs. San Francisco	P	0	1	1	0-0	0-0	0	0	0			
Season Totals			16/2	5	12	17	0-0	0-0	1	0	1		
Jan 5	at Philadelphia* [§]	S	4	1	5	1-1	0-0	2	0	0			
Jan 12	at Green Bay†	S	0	3	3	0-0	0-0	0	0	0			
Postseason Totals			2/2	4	4	8	1-1	0-0	2	0	0		

§NFC Wild Card Game; †NFC Divisional Playoff Game

2020 SEATTLE (12-4)

TACKLES

Date	Opponent	P/S	UT	A	TT	S-Yds.	I-Yds.	PD	FF	FR
Sept 13	at Atlanta*	P	0	0	0	0-0	0-0	0	0	0
Sept 20	vs. New England*	P	0	0	0	0-0	0-0	0	0	0
Sept 27	vs. Dallas*	P	0	0	0	0-0	0-0	0	0	0
Oct 4	at Miami*	S	1	2	3	0-0	0-0	0	0	0
Oct 11	vs. Minnesota*	S	9	5	14	0-0	0-0	0	0	0
Oct 25	at Arizona	P	0	0	0	0-0	0-0	0	0	0
Nov 1	vs. San Francisco*	P	0	0	0	0-0	0-0	0	1	0
Nov 8	at Buffalo	P	0	0	0	0-0	0-0	0	0	0
Nov 15	at L.A. Rams	P	0	0	0	0-0	0-0	0	0	0
Oct 19	vs. Arizona*	P	0	0	0	0-0	0-0	0	0	0
Nov 30	at Philadelphia*	P	0	0	0	0-0	0-0	0	0	0
Dec 6	vs. N.Y. Giants	P	0	0	0	0-0	0-0	0	0	0
Dec 13	vs. N.Y. Jets*	P	1	1	2	0-0	0-0	0	0	0
Dec 20	at Washington*	P	0	0	0	0-0	0-0	0	0	0
Dec 27	vs. L.A. Rams*	P	0	0	0	0-0	0-0	0	1	0
Jan 3	at San Francisco*	P	0	0	0	0-0	0-0	0	0	0

Season Totals		16/2	11	8	19	0-0	0-0	0	2	0
Jan 9	vs. L.A. Rams§	P	0	0	0	0-0	0-0	0	0	0

Postseason Totals **1/0** **0** **0** **0** **0-0** **0-0** **0** **0** **0**

§NFC Wild Card Game

2021 SEATTLE (7-10)

TACKLES

Date	Opponent	P/S	UT	A	TT	S-Yds.	I-Yds.	PD	FF	FR
Sept 12	at Indianapolis*	P	1	0	1	0-0	0-0	0	0	0
Sept 19	vs. Tennessee	P	0	1	1	0-0	0-0	0	0	0
Sept 26	at Minnesota	P	1	4	5	0-0	0-0	0	0	0
Oct 3	at San Francisco*	P	0	0	0	0-0	0-0	0	0	0
Oct 7	at L.A. Rams	P	0	0	0	0-0	0-0	0	0	0
Oct 17	at Pittsburgh	P	0	0	0	0-0	0-0	0	0	0
Oct 25	vs. New Orleans	P	0	0	0	0-0	0-0	0	0	0
Oct 31	vs. Jacksonville*	P	0	0	0	0-0	0-0	0	0	0
Nov 14	at Green Bay				INACTIVE					
Nov 21	vs. Arizona	P	0	0	0	0-0	0-0	0	0	0
Nov 29	at Washington	P	0	0	0	0-0	0-0	0	0	0
Dec 5	vs. San Francisco*	P	0	0	0	0-0	0-0	0	0	0
Dec 12	at Houston*	P	0	0	0	0-0	0-0	0	0	0
Dec 21	at L.A. Rams	P	0	0	0	0-0	0-0	0	0	0
Dec 26	vs. Chicago	P	0	0	0	0-0	0-0	0	0	0
Jan 2	vs. Detroit*	P	5	2	7	0-0	0-0	1	0	0
Jan 9	at Arizona*	S	7	4	11	0-0	0-0	0	0	0

Season Totals **16/1** **14** **11** **25** **0-0** **0-0** **1** **0** **0**

2022 SEATTLE (9-8)

TACKLES

Date	Opponent	P/S	UT	A	TT	S-Yds.	I-Yds.	PD	FF	FR
Sept 12	vs. Denver*	S	8	2	10	1-8	0-0	0	0	0
Sept 18	at San Francisco	P	4	7	11	0-0	0-0	0	0	0
Sept 25	vs. Atlanta	S	3	3	6	0-0	0-0	0	0	0
Oct 2	at Detroit*	P	4	3	7	0-0	0-0	1	0	0
Oct 9	at New Orleans	S	7	5	12	0-0	0-0	0	0	0
Oct 16	vs. Arizona*	S	1	1	2	0-0	0-0	0	0	0
Oct 23	at L.A. Chargers*	P	4	0	4	0-0	0-0	0	0	0
Oct 30	vs. N.Y. Giants*	P	3	2	5	1-0	0-0	1	0	0
Noc 6	at Arizona*	P	3	0	3	0-0	0-0	0	0	0
Nov 13	at Tampa Bay	S	7	2	9	0-0	1-1	1	0	0
Nov 27	vs. Las Vegas	P	8	4	12	0-0	0-0	1	0	0
Dec 4	at L.A. Rams*	S	4	3	7	0-0	1-10	1	0	0
Dec 11	vs. Carolina	S	6	8	14	0-0	0-0	0	0	0
Dec 15	vs. San Francisco	S	6	4	10	0-0	0-0	0	0	0
Dec 24	at Kansas City	S	4	4	8	0-0	0-0	0	0	0
Jan 1	vs. N.Y. Jets*	S	3	3	6	0-0	0-0	0	0	0
Jan 8	vs. L.A. Rams*	S	6	1	7	0-0	0-0	1	0	0

Season Totals **17/11** **81** **52** **133** **2-8** **2-11** **6** **0** **0**

Jan 14 at San Francisco§ S 4 5 9 0-0 0-0 1 0 0

Postseason Totals **1/1** **4** **5** **9** **0-0** **0-0** **1** **0** **0**

§NFC Wild Card Game

2023 WASHINGTON (4-13)		TACKLES								
Date	Opponent	P/S	UT	A	TT	S-Yds.	I-Yds.	PD	FF	FR
Sept 10	vs. Arizona*	S	3	2	5	0-0	0-0	0	0	0
Sept 17	at Denver*	S	4	6	10	0-0	0-0	0	0	1
Sept 24	vs. Buffalo	S	7	6	13	0-0	0-0	0	0	0
Oct 1	at Philadelphia	S	8	1	9	0-0	0-0	0	0	0
Oct 5	vs. Chicago	S	5	3	8	0-0	0-0	0	0	0
Oct 15	at Atlanta*	S	5	10	15	0-0	0-0	0	0	0
Oct 22	at N.Y. Giants	S	1	0	1	0-0	0-0	0	0	0
Games 8-11										
INJURED RESERVE										
Nov 23	at Dallas	S	4	2	6	0-0	0-0	0	0	0
Dec 3	vs. Miami	S	5	6	11	0-0	0-0	0	0	0
Dec 17	at L.A. Rams	S	5	8	13	0-0	0-0	0	0	0
Dec 24	at N.Y. Jets	S	7	3	10	0-0	1-52	1	0	0
Dec 31	vs. San Francisco	S	9	3	12	0-0	0-0	0	0	0
Jan 7	vs. Dallas	S	4	4	8	0-0	0-0	0	0	0
Season Totals		13/13	67	54	121	0-0	1-52	1	0	1



ANGELO BLACKSON

90

DEFENSIVE LINE

6-4 • 318 • 10 YR. • AUBURN

BORN: Nov. 14, 1992, in Bear, Del.

HIGH SCHOOL: Red Lion Christian High School, Bear, Del.

ACQUIRED: Unrestricted Free Agent (Jacksonville), 2024

NFL YEAR: 10th • **YEAR WITH BRONCOS:** 1st

NFL GAMES PLAYED/STARTED: 128/42 • **POSTSEASON GP/GS:** 3/2



BLACKSON AT A GLANCE:

- A 10th-year defensive lineman who has appeared in 128 regular-season games (42 starts) and three postseason games (2 starts) with Tennessee (2015-16), Houston (2017-19), Arizona (2020), Chicago (2021-22) and Jacksonville (2023).
- Totaled 179 tackles (106 solo), 8.5 sacks (59.5 yds.), one interception (6 yds.), eight passes defended, one forced fumble and four fumble recoveries in his regular-season career.
- Appeared in 11 games in 2023 with Jacksonville, totaling 13 tackles (8 solo) and a career-high three fumble recoveries.
- Started 4-of-15 games played with the Bears in 2022, producing 22 tackles (10 solo) and one pass defended.
- In 2021, totaled 43 tackles (24 solo), 2.5 sacks (19.5 yds.), one interception (6 yds.) and two passes defended in 17 games (8 starts).
- Played all 16 games (9 starts) in 2020, producing 24 tackles (15 solo) and 2.5 sacks (15.5 yds.) with the Cardinals.
- Started all 15 games played with Houston in 2019, registering 20 tackles (11 solo) in 432 defensive snaps.
- Finished the 2018 season with 24 tackles (18 solo), one sack (7 yds.), a career-high three passes defended and one fumble recovery in 16 games (4 solo).
- Made 15 tackles (8 solo) along with tallying 2.5 sacks (17.5 yds.) and one forced fumble in 16 games during his rookie campaign in 2015.
- Appeared in 52 games (18 starts) in four seasons (2011-14) at Auburn University, where he produced totals of 65 tackles (32 solo), 4.5 sacks (22 yds.), two passes defended, three forced fumbles, one fumble recovery and four blocked kicks (1 FGA's, 1 punt and 1 PAT).
- Selected by the Titans in the fourth round (100th overall) of the 2015 NFL Draft.
- Signed by Denver as an unrestricted free agent (Jacksonville) on April 15, 2024.

CAREER TRANSACTIONS: Signed by Tennessee as a draft choice 5/13/15; Waived by Tennessee 9/2/17; Signed by New England (practice squad) 9/4/17; Signed by Houston (active roster) 11/1/17; Re-signed by Houston 3/15/18; Re-signed by Houston 3/11/19; Released by Houston 9/5/20; Signed by Arizona 9/8/20; Signed by Chicago 3/19/21; Signed by Baltimore 8/29/23; Released by Baltimore 8/29/23; Signed by Jacksonville 8/31/23; Signed by Denver 4/15/24.

BLACKSON'S POSTSEASON RECORD

Year	Club	G	S	UT	A	TT	S-Yds.	I-Yds.	PD	FF	FR	TD-Int.	TD-FR	S	Pts.
2018	Houston	1	0	0	0	0	0-0	0-0	0	0	0	0	0	0	0
2019	Houston	2	2	3	1	4	0-0	0-0	0	0	0	0	0	0	0
CAREER TOTALS		3	2	3	1	4	0-0	0-0	0	0	0	0	0	0	0

BLACKSON'S SINGLE-GAME HIGHS

(Postseason in parentheses)

Tackles — 6, at New Orleans, 10/19/23 (3, vs. Buffalo, 1/4/20). **Interceptions** — 1, vs. Cincinnati, 9/19/21 (none). **Interception yards** — 6, vs. Cincinnati, 9/19/21 (none). **Sacks** — 1.0, 7x, last: at Minnesota 1/9/22 (none). **Sack yards** — 9, twice, last: vs. New York Giants, 1/2/22 (none). **Forced Fumble** — 1, at Tampa Bay, 9/13/15 (none). **Fumble Recoveries** — 1, 4x, last: vs. Indianapolis, 10/15/23 (none). **Pass defended** — 3, 8x, last: vs. Houston, 9/25/22 (none).

ANGELO BLACKSON'S CAREER GAME-BY-GAME

(Victories asterisked)

2015 TENNESSEE (3-13)		TACKLES									
Date	Opponent	P/S	UT	A	TT	S-Yds.	I-Yds.	PD	FF	FR	
Sept 13	at Tampa Bay*	P	3	0	3	1-5	0-0	0	1	0	
Sept 20	at Cleveland	P	0	0	0	0-0	0-0	0	0	0	
Sept 27	vs. Indianapolis	P	0	0	0	0-0	0-0	0	0	0	
Oct 11	vs. Buffalo	P	0	0	0	0-0	0-0	0	0	0	
Oct 18	vs. Miami	P	0	0	0	0-0	0-0	0	0	0	
Oct 25	vs. Atlanta	P	0	0	0	0-0	0-0	0	0	0	
Nov 1	at Houston	P	0	1	1	0-0	0-0	0	0	0	
Nov 8	at New Orleans*	P	1	2	3	1-9	0-0	0	0	0	
Nov 15	vs. Carolina	P	0	0	0	0-0	0-0	0	0	0	
Nov 19	at Jacksonville	P	1	0	1	0-0	0-0	0	0	0	
Nov 29	vs. Oakland	P	1	0	1	0-0	0-0	0	0	0	
Dec 6	vs. Jacksonville*	P	0	0	0	0-0	0-0	0	0	0	
Dec 13	at N.Y. Jets	P	0	2	2	0-0	0-0	0	0	0	
Dec 20	at New England	P	0	1	1	0.5-3.5	0-0	0	0	0	
Dec 27	vs. Houston	P	2	0	2	0-0	0-0	0	0	0	
Jan 3	at Indianapolis	P	0	1	1	0-0	0-0	0	0	0	
Season Totals			16/0	8	7	15	2.5-17.5	0-0	0	1	0
2016 TENNESSEE (9-7)		TACKLES									
Date	Opponent	P/S	UT	A	TT	S-Yds.	I-Yds.	PD	FF	FR	
Sept 11	vs. Minnesota	P	1	1	2	0-0	0-0	0	0	0	
Sept 18	at Detroit*	P	1	1	2	0-0	0-0	0	0	0	
Sept 25	vs. Oakland	P	0	0	0	0-0	0-0	0	0	0	
Oct 2	at Houston	P	0	1	1	0-0	0-0	0	0	0	
Oct 9	at Miami*	P	0	0	0	0-0	0-0	0	0	0	
Oct 16	vs. Cleveland*	P	0	0	0	0-0	0-0	0	0	0	
Oct 23	vs. Indianapolis	P	1	1	2	0-0	0-0	0	0	0	
Oct 27	vs. Jacksonville*	P	1	0	1	0-0	0-0	1	0	0	
Nov 6	at L.A. Chargers	P	0	0	0	0-0	0-0	0	0	0	
Nov 13	vs. Green Bay*	P	0	0	0	0-0	0-0	0	0	0	
Nov 20	at Indianapolis	S	0	1	1	0-0	0-0	0	0	0	
Nov 27	at Chicago*				INACTIVE						
Dec 11	vs. Denver*	P	0	0	0	0-0	0-0	0	0	0	
Dec 18	at Kansas City*				INACTIVE						
Dec 24	at Jacksonville	P	0	0	0	0-0	0-0	0	0	0	
Jan 1	vs. Houston*				INACTIVE						
Season Totals			13/1	4	5	9	0-0	0-0	1	0	0
2017 N.E. (13-3) / HOU. (4-12)		TACKLES									
Date	Opponent	P/S	UT	A	TT	S-Yds.	I-Yds.	PD	FF	FR	
Week 1-8											
Nov 5	vs. Indianapolis	P	0	0	0	0-0	0-0	0	0	0	
Nov 12	at L.A. Rams	P	1	1	2	0-0	0-0	1	0	0	
Nov 19	vs. Arizona*	P	0	0	0	0-0	0-0	0	0	0	
Nov 27	at Baltimore	P	0	0	0	0-0	0-0	0	0	0	
Dec 3	at Tennessee	P	2	0	2	0-0	0-0	0	0	0	
Dec 10	vs. San Francisco	P	2	0	2	0-0	0-0	0	0	0	
Dec 17	at Jacksonville	P	1	0	1	0-0	0-0	0	0	0	
Dec 25	vs. Pittsburgh	P	2	0	2	0-0	0-0	0	0	0	
Dec 31	at Indianapolis	P	0	0	0	0-0	0-0	0	0	0	
Season Totals			9/1	8	1	9	0-0	0-0	1	0	0

2018 HOUSTON (11-5)		TACKLES									
Date	Opponent	P/S	UT	A	TT	S-Yds.	I-Yds.	PD	FF	FR	
Sept 9	at New England	P	2	1	3	0-0	0-0	1	0	0	
Sept 16	at Tennessee	P	2	0	2	0-0	0-0	0	0	0	
Sept 23	vs. N.Y. Giants	P	3	0	3	0-0	0-0	0	0	0	
Sept 30	at Indianapolis*	S	0	0	0	0-0	0-0	0	0	0	
Oct 7	vs. Dallas*	S	0	1	1	0-0	0-0	0	0	0	
Oct 14	vs. Buffalo*	P	0	2	2	0-0	0-0	0	0	0	
Oct 21	at Jacksonville*	P	1	0	1	0-0	0-0	1	0	0	
Oct 25	vs. Miami*	P	1	0	1	0-0	0-0	1	0	0	
Nov 4	at Denver*	P	1	0	1	0-0	0-0	0	0	0	
Nov 18	at Washington*	P	0	1	1	0-0	0-0	0	0	0	
Nov 26	vs. Tennessee*	P	0	0	0	0-0	0-0	0	0	0	
Dec 2	vs. Cleveland*	P	1	0	1	0-0	0-0	0	0	0	
Dec 9	vs. Indianapolis	P	1	0	1	0-0	0-0	0	0	0	
Dec 15	at N.Y. Jets*	P	2	1	3	0-0	0-0	0	0	1	
Dec 23	at Philadelphia	S	2	0	2	0-0	0-0	0	0	0	
Dec 30	vs. Jacksonville*	S	2	0	2	0-0	0-0	0	0	0	
Season Totals			16/4	18	6	24	1-7	0-0	3	0	1
Jan 5	vs. Indianapolis§	P	0	0	0	0-0	0-0	0	0	0	
Postseason Totals			1/0	0	0	0	0-0	0-0	0	0	0

§AFC Wild Card Game

2019 HOUSTON (10-6)		TACKLES									
Date	Opponent	P/S	UT	A	TT	S-Yds.	I-Yds.	PD	FF	FR	
Sept 9	at New Orleans	S	1	1	2	0-0	0-0	0	0	0	
Sept 15	vs. Jacksonville*	S	2	1	3	0-0	0-0	0	0	0	
Sept 22	at L.A. Chargers*	S	0	0	0	0-0	0-0	0	0	0	
Sept 29	vs. Carolina	S	1	1	2	0-0	0-0	0	0	0	
Oct 6	vs. Atlanta*	S	0	0	0	0-0	0-0	0	0	0	
Oct 13	at Kansas City*	S	0	0	0	0-0	0-0	0	0	0	
Oct 20	at Indianapolis	S	2	0	2	0-0	0-0	0	0	0	
Oct 27	vs. Oakland*	S	2	0	2	0-0	0-0	0	0	0	
Nov 3	at Jacksonville*	S	0	0	0	0-0	0-0	0	0	0	
Nov 17	at Baltimore	S	0	0	0	0-0	0-0	0	0	0	
Nov 21	vs. Indianapolis*	S	1	0	1	0-0	0-0	0	0	0	
Dec 1	vs. New England*	INACTIVE									
Dec 8	vs. Denver	S	0	1	1	0-0	0-0	0	0	0	
Dec 15	at Tennessee*	S	0	2	2	0-0	0-0	0	0	0	
Dec 21	at Tampa Bay*	S	2	2	4	0-0	0-0	0	0	0	
Dec 29	vs. Tennessee	S	0	1	1	0-0	0-0	0	0	0	
Season Totals			15/15	11	9	20	0-0	0-0	0	0	0
Jan 4	vs. Buffalo§*	S	2	1	3	0-0	0-0	0	0	0	
Jan 12	at Kansas City†	S	1	0	1	0-0	0-0	0	0	0	
Postseason Totals			2/2	3	1	4	0-0	0-0	0	0	0

§AFC Wild Card Game; †AFC Divisional Playoff Game

2020 ARIZONA (8-8)		TACKLES									
Date	Opponent	P/S	UT	A	TT	S-Yds.	I-Yds.	PD	FF	FR	
Sept 13	at San Francisco*	P	2	0	2	1-7	0-0	0	0	0	
Sept 20	vs. Washington*	P	0	0	0	0-0	0-0	0	0	0	
Sept 27	vs. Detroit	P	1	0	1	0-0	0-0	0	0	0	
Oct 4	at Carolina	P	1	0	1	0-0	0-0	0	0	0	
Oct 11	at N.Y. Jets*	P	0	0	0	0-0	0-0	0	0	0	
Oct 19	at Dallas*	S	2	0	2	0-0	0-0	0	0	0	
Oct 25	vs. Seattle*	P	1	0	1	0-0	0-0	0	0	0	
Nov 8	vs. Miami	P	0	0	0	0-0	0-0	0	0	0	
Nov 15	vs. Buffalo*	S	3	2	5	0-0	0-0	0	0	0	
Nov 19	at Seattle	S	1	2	3	1-6	0-0	0	0	0	
Nov 29	at New England	S	1	0	1	0-0	0-0	0	0	0	
Dec 6	vs. L.A. Rams	S	2	2	4	0-0	0-0	0	0	0	
Dec 13	at N.Y. Giants*	S	0	0	0	0-0	0-0	0	0	0	
Dec 20	vs. Philadelphia*	S	0	1	1	0-0	0-0	0	0	0	
Dec 26	vs. San Francisco	S	0	1	1	0.5-2.5	0-0	0	0	0	
Jan 3	at L.A. Rams	S	1	1	2	0-0	0-0	0	0	0	
Season Totals			16/9	15	9	24	2.5-15.5	0-0	0	0	0

DID YOU KNOW?

The Broncos own the NFL's second-best record during the month of September over the last 28 years with a 64-36 (.640) mark in those games since 1995.

2021 CHICAGO (6-11)		TACKLES									
Date	Opponent	P/S	UT	A	TT	S-Yds.	I-Yds.	PD	FF	FR	
Sept 12	at L.A. Rams	P	1	3	4	0-0	0-0	0	0	0	
Sept 19	vs. Cincinnati*	P	2	1	3	0-0	1-6	1	0	0	
Sept 26	at Cleveland	P	2	3	5	0.5-4.5	0-0	0	0	0	
Oct 3	vs. Detroit*	P	2	3	5	0-0	0-0	0	0	0	
Oct 10	at Las Vegas*	P	0	0	0	0-0	0-0	0	0	0	
Oct 17	vs. Green Bay	S	1	0	1	0-0	0-0	0	0	0	
Oct 24	at Tampa Bay	S	1	1	2	0-0	0-0	0	0	0	
Oct 31	vs. San Francisco	P	0	0	0	0-0	0-0	1	0	0	
Nov 8	at Pittsburgh	P	1	1	2	0-0	0-0	0	0	0	
Nov 21	vs. Baltimore	S	3	0	3	0-0	0-0	0	0	0	
Nov 25	at Detroit*	S	0	1	1	0-0	0-0	0	0	0	
Dec 5	vs. Arizona	S	2	2	4	0-0	0-0	0	0	0	
Dec 12	at Green Bay	S	3	1	4	0-0	0-0	0	0	0	
Dec 20	vs. Minnesota	P	1	2	3	0-0	0-0	0	0	0	
Dec 26	at Seattle*	S	1	1	2	0-0	0-0	0	0	0	
Jan 2	vs. N.Y. Giants*	P	3	0	3	1-9	0-0	0	0	0	
Jan 9	at Minnesota	S	1	0	1	1-6	0-0	0	0	0	
Season Totals			17/8	24	19	43	2.5-19.5	1-6	2	0	0

2022 CHICAGO (3-14)		TACKLES									
Date	Opponent	P/S	UT	A	TT	S-Yds.	I-Yds.	PD	FF	FR	
Sept 11	vs. San Francisco*	S	0	0	0	0-0	0-0	0	0	0	
Sept 18	at Green Bay	S	1	1	2	0-0	0-0	0	0	0	
Sept 25	vs. Houston*	S	1	1	2	0-0	0-0	1	0	0	
Oct 2	at N.Y. Giants	P	2	3	5	0-0	0-0	0	0	0	
Oct 9	at Minnesota	P	0	1	1	0-0	0-0	0	0	0	
Oct 13	vs. Washington	P	1	0	1	0-0	0-0	0	0	0	
Oct 24	at New England*	P	1	0	1	0-0	0-0	0	0	0	
Oct 30	at Dallas	P	0	2	2	0-0	0-0	0	0	0	
Nov 6	vs. Miami	P	1	0	1	0-0	0-0	0	0	0	
Nov 13	vs. Detroit	P	1	1	2	0-0	0-0	0	0	0	
Nov 20	at Atlanta	P	0	0	0	0-0	0-0	0	0	0	
Nov 27	at N.Y. Jets	P	0	1	1	0-0	0-0	0	0	0	
Dec 4	vs. Green Bay	P	0	0	0	0-0	0-0	0	0	0	
Dec 18	vs. Philadelphia	P	0	1	1	0-0	0-0	0	0	0	
Dec 24	vs. Buffalo				INACTIVE						
Jan 1	at Detroit	S	2	1	3	0-0	0-0	0	0	0	
Jan 8	vs. Minnesota				INACTIVE						
Season Totals			15/4	10	12	22	0-0	0-0	1	0	0

2023 JACKSONVILLE (9-8)		TACKLES									
Date	Opponent	P/S	UT	A	TT	S-Yds.	I-Yds.	PD	FF	FR	
Sept 10	at Indianapolis*	P	0	0	0	0-0	0-0	0	0	1	
Sept 17	vs. Kansas City	P	1	1	2	0-0	0-0	0	0	0	
Sept 24	vs. Houston	P	0	0	0	0-0	0-0	0	0	0	
Oct 1	vs. Atlanta*	P	1	1	2	0-0	0-0	0	0	1	
Oct 8	at Buffalo*	P	0	0	0	0-0	0-0	0	0	0	
Oct 15	vs. Indianapolis*	P	0	0	0	0-0	0-0	0	0	1	
Oct 19	at New Orleans*	P	5	1	6	0-0	0-0	0	0	0	
Oct 29	at Pittsburgh*	P	0	0	0	0-0	0-0	0	0	0	
Nov 12	vs. San Francisco				INACTIVE						
Nov 19	vs. Tennessee	P	0	0	0	0-0	0-0	0	0	0	
Nov 26	at Houston	P	0	1	1	0-0	0-0	0	0	0	
Dec 4	vs. Cincinnati				INACTIVE						
Dec 10	at Cleveland	P	1	1	2	0-0	0-0	0	0	0	
Dec 17	vs. Baltimore				INACTIVE						
Dec 24	at Tampa Bay				INACTIVE						
Dec 31	vs. Carolina				INACTIVE						
Jan 7	at Tennessee				INACTIVE						
Season Totals			11/0	8	5	13	0-0	0-0	0	0	3

DID YOU KNOW?

Running back Terrell Davis, who was elected to the Pro Football Hall of Fame Class of 2017, rushed for at least 1,000 yards in each of his first four seasons, including the 1998 campaign in which he totaled the fourth-most rushing yards (2,008) in a season in NFL history to earn league MVP honors. That year, he also set a Broncos record with 21 rushing scores.



GARETT BOLLES

72

TACKLE



6-5 • 300 • 8TH YR. • UTAH
BORN: May 27, 1992, in Walnut Creek, Calif.
HIGH SCHOOL: Westlake (Utah) High School
ACQUIRED: Draft #1 (20th overall), 2017
NFL YEAR: 8th • **YEAR WITH BRONCOS:** 8th
NFL GAMES PLAYED/STARTED: 99/99

BOLLES AT A GLANCE:

- An eighth-year left tackle who has started all 99 games played with Denver (2017-23).
- Garnered his first career All-Pro selection and was named to the Associated Press' All-Pro second team in 2020.
- Earned PFWA All-Rookie honors in 2017 after becoming the fifth rookie to start every game at left tackle in Broncos history since starting lineups were tracked beginning in 1968.
- Started all 13 games played at left tackle in his only season at the University of Utah in 2016 after beginning his collegiate career at Snow College.
- Named first-team All-Pac 12 Conference after playing 891 snaps for the Utes during his junior season in 2016.
- Selected by the Broncos in the first round (20th overall) of the 2017 NFL Draft.

72's TROPHY CASE

All-Pro (Second Team) 2020

CAREER TRANSACTIONS: Signed by Denver as a draft choice 5/11/17.



2023: Bolles started all 17 games at left tackle for Denver, seeing action in every single offensive snap during the season with 1,072 snaps.

2022: Bolles played in 325 offensive snaps in the first five games of the season before being placed on injured reserve (leg) on Oct. 10 for the remainder of the year.

2021: Bolles logged the second-most offensive snaps among Broncos offensive linemen, playing 870 snaps while starting all 14 games he appeared in... Missed Weeks 9-10 and Week 12 due to injury.

2020: Bolles started all 15 games he appeared in, missing only Week 14 at Car. (12/13) due to an illness... Garnered his first career All-Pro selection and was named to the Associated Press' All-Pro second team... Participated in 94.3 percent (1,015-of-1,076) of the offensive snaps.

2019: Bolles started at left tackle in all 16 contests played for the third consecutive season... Participated in all of Denver's offensive snaps (1,025).

2018: Bolles opened all 16 games at left tackle for the second consecutive season... Was the only Broncos offensive lineman to start every game... Helped Denver's offense achieve the second-highest rushing average (4.85) in team history.

2017: Bolles opened all 16 games at left tackle to represent the fifth time in team history a rookie left tackle started every game since starting lineups were tracked beginning in 1968... Earned all-rookie honors from the PFWA... Was the sixth rookie to open the season at left tackle for the Broncos in Week 1 (vs. LAC).

COLLEGE: Bolles earned All-Pac 12 Conference first team honors in his only season with the University of Utah after opening all 13 games played (891 total snaps) at left tackle... Began his collegiate career at Snow College in Ephraim, Utah... Contributed to the Utes averaging close to 30 points per game and helped Utah's rushing offense rank third in the Pac-12 with 214.0 rushing yards per game... Earned NJCAA first-team All-American honors following his sophomore season at Snow College... Named the 2015 Western State Football League Offensive Player of the Year in addition to picking up All-WSFL first team honors... Helped Snow College finish No. 2 in the NJCAA rankings after winning the WSFL championship and Salt City Bowl.

BOLLES AN IMMEDIATE STARTER AS A ROOKIE IN 2017

BRONCOS LEFT TACKLES TO START EVERY GAME AS A ROOKIE (SINCE 1968)

Year	Player
1974	Claudio Minor
1979	Dave Studdard
1992	Russell Freeman
2008	Ryan Clady
2017	Garrett Bolles

PERSONAL: Bolles played on the offensive and defensive lines at Westlake (Utah) High School... Also competed in lacrosse... Lists Greg and Emily Freeman as guardians after moving in with the Freeman family during high school... Garrett Bolles (pronounced: BOWLS) was born on May 27, 1992, in Walnut Creek, Calif.

BOLLES' REGULAR SEASON RECORD

Year	Club	G	S
2017	Denver	16	16
2018	Denver	16	16
2019	Denver	16	16
2020	Denver	15	15
2021	Denver	14	14
2022	Denver	5	5
2023	Denver	17	17
CAREER TOTALS		99	99

ADDITIONAL STATISTICS: Miscellaneous tackles — 2017 (3), 2018 (1), 2019 (2), 2020 (3), TOTAL (9).



NIK BONITTO

42

OUTSIDE LINEBACKER

6-3 • 240 • 3RD YR. • OKLAHOMA

BORN: Sept. 26, 1999, in Fort Lauderdale, Fla.

HIGH SCHOOL: St. Thomas Aquinas High School, Fort Lauderdale, Fla.

ACQUIRED: Draft #2 (64th overall), 2022

NFL YEAR: 3rd • **YEAR WITH BRONCOS:** 3rd

NFL GAMES PLAYED/STARTED: 30/5



BONITTO AT A GLANCE:

- A third-year outside linebacker who has appeared in 30 games (5 starts) for the Broncos from 2022-23, recording 43 tackles (28 solo), 9.5 sacks (71.0 yds.), two passes defended and two forced fumbles.
- Made 15 appearances (4 starts) in 2023, recording career highs in tackles (30), sacks (8), sack yards (57.5), passes defended (2) and also forced one fumble.
- Posted 13 tackles (5 solo), 1.5 sacks (13.5 yds.) and forced one fumble in his rookie year during the 2022 season.
- Appeared in 39 career games (30 starts) over four seasons at the University of Oklahoma from 2018-21.
- Totaled 117 tackles (68 solo), 18.5 sacks (119 yds.), one interception, seven passes defended, one forced fumble and three fumble recoveries during collegiate career.
- Finished his collegiate career ranked 13th in school history—and third among linebackers—in career sacks (18.5).
- Garnered numerous awards and distinctions following the 2021 season, including Pro Football Focus 2021 Big 12 Defensive Player of the Year, second-team All-Big 12 honors and semifinalist recognition for the Chuck Bednarik Award.
- Started all 12 games played in 2021, recording 39 tackles (23 solo), seven sacks (39 yds.), one pass defended, one forced fumble and three fumble recoveries.
- Registered 32 tackles (18 solo), eight sacks (44 yds.) and two passes defended in 10 games played (all starts) in 2020.
- Appeared in 14 games—starting the final eight—in 2019, posting 43 tackles (25 solo), 3.5 sacks (36 yds.), one interception and four passes defended.
- Played three games and tallied three tackles in 2018 before being redshirted.
- Attended St. Thomas Aquinas High School in Fort Lauderdale, Fla., where he recorded over 140 tackles during his high school career to go along with 17 sacks, two interceptions, two forced fumbles and three fumble recoveries.
- Selected by the Broncos in the second round (64th overall) of the 2022 NFL Draft.

CAREER TRANSACTIONS: Signed by Denver as a draft choice 5/12/22.

2023: Bonitto made 15 appearances (4 starts), recording career highs in tackles (30), sacks (8), sack yards (57.5), passes defended (2) and also forced one fumble... Recorded his first sack of the season vs. Was. (9/17), bringing down Commanders QB Sam Howell for an eight-yard loss... Made a career-high six tackles (4 solo) along with two tackles for loss and one quarterback hit at Mia. (9/24)... Set a career-high 2.5 sacks (25 yds.)—including a strip sack on Bears QB Justin Fields that was recovered by OLB Jonathon Cooper for a game-tying score—and made four tackles (3 solo) in the 21-point comeback win at Chi. (10/1)... His strip sack caused the first Broncos' scoop-and-score since S Kareem Jackson's score at Hou. (12/8) in 2019... Totaled 2.0 sacks (10 yds.) along with two solo tackles vs. NYJ (10/8)... Became the first Bronco since OLB Malik Reed in 2020 to record at least 2.0 sacks in back-to-back games... Picked up his first career pass defended while also registering four quarterback hurries in the win vs. K.C. (10/29)... Batted down one pass, notched 1.5 sacks (6.5 yds.) and also helped DE Zach Allen record a safety in the win vs. Cle. (11/26)... Sacked Raiders QB Aidan O'Connell for an eight-yard loss at L.V. (1/7).

2022: Bonitto appeared in 15 games (1 start) with the Broncos after being drafted in the second round (64th overall) of the 2022 NFL Draft, recording 13 tackles (5 solo), 1.5 sacks (13.5 yds.) and one forced fumble... Made his first career tackle in his NFL debut vs. S.F. (9/25)... Tallied his first career sack vs. NYJ (10/23), bringing down Jets QB Zach Wilson with the help of DL Mike Purcell... Tallied his first strip sack on Jaguars QB Trevor Lawrence and added two solo tackles at Jac. (10/30)... Made his first career start at K.C. (1/1).

COLLEGE: Bonitto totaled 117 tackles (68 solo), 18.5 sacks (119 yds.), one interception, seven passes defended, one forced fumble and three fumble recoveries during his career at Oklahoma... Awarded All-Big 12 second team honors after starting all 12 games played in 2021, recording 39 tackles (23 solo) seven sacks (39 yds.), one pass defended, one forced fumble and three fumble recoveries... Was a PFF first team selection and was a second-team Associated Press All American as a junior when he registered 32 tackles (18 solo), eight sacks (44 yds.), and two passes defended in 10 games played (all starts)... Appeared in all 14 games as a sophomore, starting the final eight... Totaled 43 tackles (25 solo), 3.5 sacks (36 yds.), one interception and four passes defended.

PERSONAL: Bonitto attended St. Thomas Aquinas High School in Fort Lauderdale, Fla., where he recorded over 140 tackles during his high school career to go along with 17 sacks, two interceptions, two forced fumbles and three fumble recoveries... Touted as ESPN's No. 197 overall recruit in the country and the seventh ranked outside linebacker... Named an Under Armour All-American... Majored in communication at Oklahoma... Nik Bonitto (pronounced: bo-NEE-toe) was born on Sept. 26, 1999 in Fort Lauderdale, Fla.

BONITTO'S REGULAR SEASON RECORD

Year	Club	G	S	UT	A	TT	S-Yds.	I-Yds.	PD	FF	FR	TD-Int.	TD-FR	S	Pts.
2022	Denver	15	1	5	8	13	1.5-13.5	0-0	0	1	0	0	0	0	0
2023	Denver	15	4	23	7	30	8.0-57.5	0-0	2	1	0	0	0	1	2
CAREER TOTALS		30	5	28	15	43	9.5-71.0	0-0	2	2	0	0	0	1	2

ADDITIONAL STATISTICS: *Special-teams tackles — 2022 (1), TOTAL (1).*

BONITTO'S SINGLE GAME HIGHS

(Postseason in parentheses)

Tackles — 6, at Miami, 9/24/23 (none). **Sacks** — 2.5, at Chicago, 10/1/23 (none). **Sack yards** — 25, at Chicago, 10/1/23 (none). **Passes Defended** — 1, twice, last: vs. Cleveland, 11/26/23 (none). **Forced Fumbles** — 1, twice, last: at Chicago, 10/1/23 (none).

NIK BONITTO'S CAREER GAME-BY-GAME

(Victories asterisked)

2022 DENVER (5-12)		TACKLES														
Date	Opponent	P/S	UT	A	TT	S-Yds.	I-Yds.	PD	FF	FR						
Sept 12	at Seattle										DID NOT PLAY					
Sept 18	vs. Houston*										INACTIVE					
Sept 25	vs. San Francisco*	P	1	0	1	0-0	0-0	0	0	0						
Oct 2	at Las Vegas	P	0	0	0	0-0	0-0	0	0	0						
Oct 6	vs. Indianapolis	P	0	1	1	0-0	0-0	0	0	0						
Oct 17	at L.A. Chargers	P	0	1	1	0-0	0-0	0	0	0						
Oct 23	vs. N.Y. Jets	P	0	1	1	0.5-0.5	0-0	0	0	0						
Oct 30	at Jacksonville*	P	2	0	2	1-13	0-0	0	1	0						
Nov 13	at Tennessee	P	1	1	2	0-0	0-0	0	0	0						
Nov 20	vs. Las Vegas	P	0	1	1	0-0	0-0	0	0	0						
Nov 27	at Carolina	P	1	0	1	0-0	0-0	0	0	0						
Dec 4	at Baltimore	P	0	0	0	0-0	0-0	0	0	0						
Dec 11	vs. Kansas City	P	0	1	1	0-0	0-0	0	0	0						
Dec 18	vs. Arizona*	P	0	1	1	0-0	0-0	0	0	0						
Dec 25	at L.A. Rams	P	0	1	1	0-0	0-0	0	0	0						
Jan 1	at Kansas City	S	0	0	0	0-0	0-0	0	0	0						
Jan 8	vs. L.A. Chargers*	P	0	0	0	0-0	0-0	0	0	0						
Season Totals			15/1	5	8	13	1.5-13.5	0-0	0	1	0					

2023 DENVER (8-9)		TACKLES									
Date	Opponent	P/S	UT	A	TT	S-Yds.	I-Yds.	PD	FF	FR	
Sept 10	vs. Las Vegas	P	1	0	1	0-0	0-0	0	0	0	
Sept 17	vs. Washington	P	2	0	2	1-8	0-0	0	0	0	
Sept 24	at Miami	P	4	2	6	0-0	0-0	0	0	0	
Oct 1	at Chicago*	S	3	1	4	2.5-25	0-0	0	1	0	
Oct 8	vs. N.Y. Jets	S	2	0	2	2-10	0-0	0	0	0	
Oct 12	at Kansas City	P	2	1	3	0-0	0-0	0	0	0	
Oct 22	vs. Green Bay*	S	2	0	2	0-0	0-0	0	0	0	
Oct 29	vs. Kansas City*	P	1	0	1	0-0	0-0	1	0	0	
Nov 13	at Buffalo*	P	0	2	2	0-0	0-0	0	0	0	
Nov 19	vs. Minnesota*	P	0	0	0	0-0	0-0	0	0	0	
Nov 26	vs. Cleveland*	P	1	1	2	1.5-6.5	0-0	1	0	0	
Dec 3	at Houston	P	1	0	1	0-0	0-0	0	0	0	
Dec 10	at L.A. Chargers*	P	1	0	1	0-0	0-0	0	0	0	
Games 14-15											
Dec 31	vs. L.A. Chargers*	S	2	0	2	0-0	0-0	0	0	0	
Jan 7	at Las Vegas	P	1	0	1	1-8	0-0	0	0	0	
Season Totals			15/4	23	7	30	8.0-57.5	0-0	2	1	0



BARON BROWNING

5

OUTSIDE LINEBACKER

6-3 • 240 • 4TH YR. • OHIO STATE

BORN: Feb. 19, 1999, in Fort Worth, Texas

HIGH SCHOOL: Kennedale (Texas) High School

ACQUIRED: Draft #3b (105th overall), 2021

NFL YEAR: 4th • YEAR WITH BRONCOS: 4th

NFL GAMES PLAYED/STARTED: 38/26

BROWNING AT A GLANCE:

- A fourth-year outside linebacker who has appeared in 38 games (26 starts) for the Broncos from 2021-23, posting 106 tackles (65 solo), 9.5 sacks (61.0 yds.), one interception (-6 yds.), six passes defended, two forced fumbles and one fumble recovery.
- Totaled 25 tackles (19 solo), 4.5 sacks (28.5 yds.), two passes defended and two forced fumbles in 10 games (9 starts) in 2023.
- Started 8-of-14 games played in 2022, totaling 24 tackles (14 solo), a career-high five sacks (32.5 yds.), one interception (-6 yds.), two passes defended and a fumble recovery.
- Appeared in 14 games (9 starts) in his rookie season in 2021, totaling 57 tackles (32 solo) and two passes defended.
- Recorded 110 tackles (65 solo), seven sacks (37 yds.), three pass breakups, two forced fumbles and two fumble recoveries during his four collegiate seasons (2017-20) at Ohio State.
- Earned third-team All-Big Ten honors in 2020 after posting 30 tackles (20 solo), one sack (6 yds.), two pass breakups, two forced fumbles and two fumble recoveries in seven games played.
- Posted career bests in tackles (43), sacks (5) and sack yards (25) while adding one pass breakup in 12 games played in 2019.
- Appeared in 12 games (3 starts) in 2018, tallying 23 tackles (12 solo) and one sack (6 yds.).
- Saw action in 12 games during his true freshman season in 2017, collecting 14 tackles (7 solo).
- Prepped at Kennedale (Texas) High School, where he was a two-time first-team all-state honoree and the Associated Press 4A Defensive Player of the Year.
- Selected by the Broncos in the third round (105th overall) of the 2021 NFL Draft.

CAREER TRANSACTIONS: Signed by Denver as a draft choice 7/23/21.



2023: Browning totaled 25 tackles (19 solo), 4.5 sacks (28.5 yds.), two passes defended and two forced fumbles in 10 games (9 starts)... Spent the first six weeks of the season on injured/physically unable to perform before making his season debut vs. G.B. (10/22)... Set a career high with 2.0 sacks (21.0 yds.) along with four solo tackles—including two tackles for loss, three quarterback hits and one forced fumble—in the win vs. K.C. (10/29)... Recorded his third sack of the season and second career forced fumble after totaling three solo tackles, one forced fumble and one sack in the win vs. Min. (11/19)... Assisted on one sack (1.5 yds.) and made two tackles (1 solo) at Hou. (12/3)... Registered four solo tackles and one pass defended at LAC (12/10)... Made two solo tackles and had one sack (6 yds.) at L.V. (1/7).

2022: Browning played in 14 games (8 starts), totaling a career-high five sacks (32.5 yds.), one interception (-6 yds.), two passes defended, a fumble recovery and 24 tackles (14 solo)... Tallied the first sacks of his career, bringing down Colts QB Matt Ryan for 1.5 sacks (13.5 yds.) along with five tackles (2 solo) and six QB hits vs. Ind. (10/6)... Notched a sack and an interception against Chargers QB Justin Herbert at LAC (10/17), becoming the first Bronco since OLB Von Miller in 2018 to do so... Sacked Ravens QB Tyler Huntley (6 yds.) and nabbed two tackles (1 solo) at Bal. (12/4)... Posted a sack with an assist by DL DeShawn Williams vs. Ari. (12/18)... Nabbed his fifth sack of the season (5 yds.) and made three solo tackles vs. LAC (1/8).

2021: Browning, who was selected by Denver in the third round (105th overall) of the 2021 NFL Draft, appeared in 14 games (9 starts) during his rookie campaign, posting 57 tackles (32 solo) and two passes defended... Made his NFL debut in Week 1 at NYG (9/12)... Recorded one special-teams tackle at Pit. (10/10)... Made first career start, recording a team-leading and eight tackles (5 solo) vs. Was. (10/31)... Added six tackles (4 solo) at Dal. (11/7)... Notched his first career pass breakup and added seven tackles (5 solo) vs. LAC (11/28)... Totaled eight tackles (7 solo) at K.C. (12/5)... Led the team with a career-high 10 defensive stops (6 solo) vs. Cin. (12/19)... Had nine tackles (1 solo) at L.V. (12/26)... Registered his second career pass defended and added five tackles (3 solo) vs. K.C. (1/8).

COLLEGE: Browning appeared in 43 games (9 starts) over his four seasons (2017-20) at Ohio State, totaling 110 tackles (65 solo), seven sacks (37 yds.), three pass breakups, two forced fumbles and two fumble recoveries... Started 6-of-7 games played in 2020, finishing his senior season with 30 tackles (20 solo), one sack (6 yds.), two pass breakups, two forced fumbles and two fumble recoveries... Earned third-team All-Big Ten honors following his senior season... Played in 12-of-14 games as a junior in 2019, recording career bests in tackles (43), sacks (5) and sack yards (25) while adding one pass breakup... Collected 23 tackles (12 solo) and one sack (6 yds.) in 12 games (3 starts) played during his sophomore season in 2018... Appeared in 12 games during his true freshman season in 2016, nabbing 14 tackles (7 solo).

PERSONAL: Browning attended Kennedale (Texas) High School, where he was a two-time first-team All-State honoree and the Associated Press Defensive Player of the Year... Named a U.S. Army All-American and a finalist for the 2016 high school Butkus Award which is given to the nation's top linebacker... Tallied 81 tackles and 10 pass breakups as a senior while leading the team an 11-4 record and the Texas 4A state semifinals for the first time in school history... Also named to the *Fort Worth Star Telegram* all-area team following his senior campaign... Baron Browning was born on Feb. 19, 1999 in Fort Worth, Texas.

BROWNING'S REGULAR SEASON RECORD

Year	Club	G	S	UT	A	TT	S-Yds.	I-Yds.	PD	FF	FR	TD-Int.	TD-FR	S	Pts.
2021	Denver	14	9	32	25	57	0-0	0-0	2	0	0	0	0	0	0
2022	Denver	14	8	14	10	24	5.0-32.5	1--6	2	0	1	0	0	0	0
2023	Denver	10	9	19	6	25	4.5-28.5	0-0	2	2	0	0	0	0	0
CAREER TOTALS		38	26	65	41	106	9.5-61	1--6	6	2	1	0	0	0	0

ADDITIONAL STATISTICS: Special-teams tackles — 2021 (1), TOTAL (1).

BROWNING'S SINGLE-GAME HIGHS

(Postseason in parentheses)

Tackles — 10, vs. Cincinnati, 12/19/21 (none). **Sacks** — 2.0, vs. Kansas City, 10/29/23 (none). **Sack yards** — 21.0, vs. Kansas City, 10/29/23 (none). **Interceptions** — 1, at L.A. Chargers, 10/17/22 (none). **Pass defended** — 2, at L.A. Chargers, 10/17/22 (none). **Forced Fumbles** — 1, twice, last: vs. Minnesota, 11/19/23 (none). **Fumble Recoveries** — 1, at L.A. Chargers, 10/17/22 (none).

BARON BROWNING'S CAREER GAME-BY-GAME

(Victories asterisked)

2021 DENVER (7-10)		TACKLES													
Date	Opponent	P/S	UT	A	TT	S-Yds.	I-Yds.	PD	FF	FR					
Sept 12	at N.Y. Giants*	P	0	0	0	0-0	0-0	0	0	0					
Sept 19	at Jacksonville*	P	0	0	0	0-0	0-0	0	0	0					
Sept 26	vs. N.Y. Jets*	P	0	0	0	0-0	0-0	0	0	0					
Oct 3	vs. Baltimore										INACTIVE				
Oct 10	at Pittsburgh	P	0	0	0	0-0	0-0	0	0	0					
Oct 17	vs. Las Vegas	P	0	0	0	0-0	0-0	0	0	0					
Oct 21	at Cleveland										INACTIVE				
Oct 31	vs. Washington*	S	5	3	8	0-0	0-0	0	0	0					
Nov 7	at Dallas*	S	4	2	6	0-0	0-0	0	0	0					
Nov 14	vs. Philadelphia	S	0	1	1	0-0	0-0	0	0	0					
Nov 28	vs. L.A. Chargers*	S	5	2	7	0-0	0-0	1	0	0					
Dec 5	at Kansas City	S	7	1	8	0-0	0-0	0	0	0					
Dec 12	vs. Detroit*	S	1	2	3	0-0	0-0	0	0	0					
Dec 19	vs. Cincinnati	S	6	4	10	0-0	0-0	0	0	0					
Dec 26	at Las Vegas	S	1	8	9	0-0	0-0	0	0	0					
Jan 2	at L.A. Chargers										RESERVE/COVID-19				
Jan 8	vs. Kansas City	S	3	2	5	0-0	0-0	1	0	0					
Season Totals			14/9	32	25	57	0-0	0-0	2	0	0				

2022 DENVER (5-12)		TACKLES									
Date	Opponent	P/S	UT	A	TT	S-Yds.	I-Yds.	PD	FF	FR	
Sept 12	at Seattle	P	1	0	1	0-0	0-0	0	0	0	
Sept 18	vs. Houston*	P	0	0	0	0-0	0-0	0	0	0	
Sept 25	vs. San Francisco*	P	0	0	0	0-0	0-0	0	0	0	
Oct 2	at Las Vegas	P	1	1	2	0-0	0-0	0	0	0	
Oct 6	vs. Indianapolis	P	2	3	5	1.5-13.5	0-0	0	0	0	
Oct 17	at L.A. Chargers	S	3	0	3	1-7	1-6	2	0	1	
Oct 23	vs. N.Y. Jets	S	0	0	0	0-0	0-0	0	0	0	
Oct 30	at Jacksonville*										
Nov 13	at Tennessee										
Nov 20	vs. Las Vegas	S	2	2	4	0-0	0-0	0	0	0	
Nov 27	at Carolina	S	0	1	1	0-0	0-0	0	0	0	
Dec 4	at Baltimore	S	1	1	2	1-6	0-0	0	0	0	
Dec 11	vs. Kansas City	S	0	1	1	0-0	0-0	0	0	0	
Dec 18	vs. Arizona*	S	0	1	1	0.5-1	0-0	0	0	0	
Dec 25	at L.A. Rams	S	1	0	1	0-0	0-0	0	0	0	
Jan 1	at Kansas City										
Jan 8	vs. L.A. Chargers*	P	3	0	3	1-5	0-0	0	0	0	
Season Totals			14/8	14	10	24	5.0-32.5	1-6	2	0	1

2023 DENVER (8-9)		TACKLES									
Date	Opponent	P/S	UT	A	TT	S-Yds.	I-Yds.	PD	FF	FR	
Games 1-6											
Oct 22	vs. Green Bay*	P	0	1	1	0-0	0-0	1	0	0	
Oct 29	vs. Kansas City*	S	4	0	4	2.0-21.0	0-0	0	1	0	
Nov 13	at Buffalo*	S	2	1	3	0-0	0-0	0	0	0	
Nov 19	vs. Minnesota*	S	3	0	3	1-0	0-0	0	1	0	
Nov 26	vs. Cleveland*	S	1	1	2	0-0	0-0	0	0	0	
Dec 3	at Houston	S	1	1	2	0.5-1.5	0-0	0	0	0	
Dec 10	at L.A. Chargers*	S	4	0	4	0-0	0-0	1	0	0	
Dec 16	at Detroit	S	1	1	2	0-0	0-0	0	0	0	
Dec 24	vs. New England	S	1	1	2	0-0	0-0	0	0	0	
Dec 31	vs. L.A. Chargers*										
Jan 7	at Las Vegas	S	2	0	2	1-6	0-0	0	0	0	
Season Totals			10/9	19	6	25	4.5-28.5	0-0	2	2	0



MICHAEL BURTON

20

FULLBACK



5-11 • 242 • 10TH YR. • RUTGERS

BORN: Feb. 1, 1992, in Long Valley, N.J.

HIGH SCHOOL: West Morris Central High School, Chester, N.J.

ACQUIRED: Unrestricted Free Agent (Kansas City), 2023

NFL YEAR: 10th • **YEAR WITH BRONCOS:** 2nd

NFL GAMES PLAYED/STARTED: 130/20 • **POSTSEASON GP/GS:** 9/0

BURTON AT A GLANCE:

- A 10th-year fullback from Rutgers University who has appeared in 130 games (20 starts) and nine postseason contests with Detroit (2015-16), Chicago (2017-18), Washington (2019), New Orleans (2020), Kansas City (2021-22) and Denver (2023).
- Recorded 35 rushes for 71 yards (2.0 avg.) with one touchdown in his career to go along with 21 receptions for 131 yards (6.2 avg.) with one score as well as 30 special-teams tackles and one special-teams forced fumble.
- Played in all 17 games (3 starts) in 2023, rushing seven times for nine yards (1.3 avg.) and catching three passes for eight yards (2.7 avg.) while also making four special-teams tackles.
- Helped Kansas City defeat Philadelphia in Super Bowl LVII after playing in all 17 games in 2022, making eight tackles on 238 regular-season special-teams snaps.
- Made 16 appearances in 2021 with the Chiefs, totaling career highs in rushes (8), rushing yards (26) and posting his first career rushing touchdown while also totaling five special-teams tackles.
- Rushed seven times for 18 yards (2.6 avg.) and caught four passes for 28 yards (7.0 avg.) in 15 games (4 starts) in 2020 with New Orleans.
- Made six special-teams tackles in 10 games (2 starts) in 2019 with Washington.

- Logged three special-teams tackles and caught six passes for 39 yards (6.5 avg.) with a touchdown during his rookie season with Detroit.
- Walked on at Rutgers University (2010-14), appearing in 42 games (27 starts) and totaling 116 yards career rushing yards on 22 carries (5.3 avg.) while also posting 401 yards receiving on 47 receptions (8.5 avg.) with three touchdowns.
- Attended West Morris Central High School in Chester, N.J., where he was named first-team All-State, all-group III and Morris County Player of the Year by the *Star-Ledger*.
- Selected by Detroit in the fifth round (168th overall) of the 2015 NFL Draft.
- Signed by Denver as an unrestricted free agent (K.C.) on March 15, 2023.

CAREER TRANSACTIONS: Signed by Detroit as a draft pick 5/7/15; Waived by Detroit 5/30/17; Acquired by Chicago via waivers 5/31/17; Signed by New Orleans 5/13/19; Released by New Orleans 8/31/19; Signed by Washington 10/15/19; Signed by New Orleans 3/20/20; Signed by Kansas City 4/5/21; Re-signed by Kansas City 3/21/22; Signed by Denver 3/17/23; Re-signed by Denver 3/13/24.



2023: Burton played in all 17 games (3 starts), rushing seven times for nine yards (1.3 avg.) and catching three passes for eight yards (2.7 avg.) while also making four special-teams tackles.... Made his Broncos debut vs. L.V. (9/10)... Had one rush of three yards for a first down vs. Was. (9/17)... Made one tackle, forced one fumble on special teams and also converted on one two-point conversion vs. NYJ (10/8).

2022: Burton played in all 17 games, rushing five times for seven yards (1.4 avg.) and catching two passes for 11 yards (5.5 avg.)... Also made eight tackles on 238 special-teams snaps during the regular season and totaled two special-teams tackles in the postseason... Helped lead Kansas City to its win over Philadelphia in Super Bowl LVIII... Had a six-yard rush vs. LAC (9/15)... Totaled one special-teams tackle in each of the first three games of the season... Made one special-teams tackle vs. Jac. (1/21) and vs. Phi. (2/12) in the postseason for Kansas City.

2021: Burton made 16 appearances in his first season with the Chiefs, totaling career highs in rushes (8), rushing yards (26) and posting his first career rushing touchdown... Also caught three passes for 31 yards (10.3 avg.) and made five special-teams tackles on 207 special-teams snaps... Rushed twice for four yards (2.0 avg.) in the Chiefs' three postseason games... Made an 11-yard catch at Bal. (9/19)... Rushed for a season-high seven yards on one carry and scored his first career rushing touchdown at LAC (12/16)... Also caught two passes for a career-high 20 yards in that game... Rushed once for three yards in the Chiefs' AFC Wild Card win vs. Pit. (1/16).

2020: Burton rushed seven times for 18 yards (2.6 avg.) and caught four passes for 28 yards (7.0 avg.) in 15 games (4 starts) with New Orleans... Also made one special-teams tackle during the regular-season... Produced two catches for 15 yards (7.5 avg.) in two postseason games with the Saints... Made a special-teams tackle at Chi. (11/1)... Caught a 12-yard pass at T.B. (11/8)... Made one catch for nine yards vs. K.C. (12/20)... Rushed twice for 10 yards (5.0 avg.) vs. Min. (12/25)... Caught two passes for 15 yards (7.5 avg.) in the Saints' NFC Wild Card Game win vs. Chi. (1/10).

2019: Burton played in 10 games (2 starts), recording six special-teams tackles... Signed with Washington before their Week 7 game vs. S.F. (10/20)... Made a career-high three special-teams tackles vs. NYJ (11/17)... Had another two tackles on special teams vs. Det. (11/24)... Made one special-teams tackle in his last game of the year at Dal. (12/29).

2018: Burton caught one pass for six yards along with one tackle on 50 special-teams snaps in the eight games (1 start)... Made one catch for six yards at G.B. (9/9)... Totaled one special-teams take down at NYG (12/2).

2017: Burton started 3-of-16 games in his first season with Chicago, logging four rushes for nine yards (2.3 avg.), two catches for eight yards (4.0 avg.) and one special-teams tackle... Rushed for seven yards on one carry vs. Atl. (9/10)... Caught an eight-yard pass at Bal. (10/15).

2016: Burton made 15 appearances with Detroit, totaling one special-teams tackle on 115 snaps on special teams... Recorded a tackle on special-teams at Min. (11/6).

2015: Burton appeared in 16 games (7 starts) after being drafted in the fifth round (168th overall) by Detroit during his rookie year... Totaled six receptions for 39 yards (6.5 avg.) with a touchdown along with three special-teams tackles on 186 special-teams snaps... Made his NFL debut and started his first career game at S.D. (9/13)... Recorded his first career rush of two yards at Min. (9/20)... Caught his first pass for three yards at Sea. (10/5)... Made his first career special-teams tackle vs. Min. (10/25)... Recorded his first career touchdown while making two receptions for 10 yards (5.0 avg.) at N.O. (12/21).

COLLEGE: Burton walked on at Rutgers University (2010-14), appearing in 42 games (27 starts) and totaling 116 yards career rushing yards on 22 carries... Also recorded 401 yards receiving on 47 receptions with three touchdowns... Caught at least one pass in 11 games during his senior season... Earned the Paul Robeson award as a senior, which is presented annually to the individual whose performance, leadership and dedication on and off the field during his career had the greatest impact on Rutgers football... Was also named the winner of the Offensive Swarm and Finish award, which is given to the player who exemplified the type of consistent effort and intensity in best representing the Rutgers' mantra to swarm and finish ... Transitioned from running back to full back during the 2011 season.

PERSONAL: Burton attended West Morris Central High School in Chester, N.J., where he was named first-team All-State, all-group III and Morris County Player of the Year by the *Star-Ledger*... Owns the school career rushing mark with 3,332 yards, single-season all-purpose yardage record (2,376), career all-purpose mark (4,498), single-game touchdown mark (5), career touchdown record (51), single-game points mark (36) and career points record (343)... Rushed for a school-record 1,769 yards on 200 carries with 20 touchdowns during his senior season... Led the Wolfpack to a 10-2 record and a state title in 2009... Michael Burton was born on Feb. 1, 1992 in Long Valley, N.J.

BURTON'S REGULAR SEASON RECORD

Year	Club	G	S	RUSHING				RECEIVING				SCORING								
				No.	Yds.	Avg.	LG	TD	No.	Yds.	Avg.	LG	TD	TD	TDru	TDre	TDrt	2pt	Pts.	
2015	Detroit	16	7	4	2	0.5	2	0	6	39	6.5	12	1	1	0	1	0	0	0	6
2016	Detroit	15	0	0	0	—	—	0	0	0	—	—	0	0	0	0	0	0	0	0
2017	Chicago	16	3	4	9	2.3	7	0	2	8	4.0	8	0	0	0	0	0	0	0	0
2018	Chicago	8	1	0	0	—	—	0	1	6	6.0	6	0	0	0	0	0	0	0	0
2019	Washington	10	2	0	0	—	—	0	0	0	—	—	0	0	0	0	0	0	0	0
2020	New Orleans	15	4	7	18	2.6	7	0	4	28	7.0	12	0	0	0	0	0	0	0	0
2021	Kansas City	16	0	8	26	3.3	7t	1	3	31	10.3	20	0	1	1	0	0	0	0	6
2022	Kansas City	17	0	5	7	1.4	6	0	2	11	5.5	9	0	0	0	0	0	0	0	0
2023	Denver	17	3	7	9	1.3	4	0	3	8	2.7	4	0	0	0	0	0	0	1	2
Career Totals	130	20	35	71	2.0	7	1	21	131	6.2	20	1	2	2	1	1	0	0	1	14

ADDITIONAL STATISTICS: *Special-teams tackles* — 2015 (3), 2016 (1), 2017 (1), 2018 (1), 2019 (6), 2020 (1), 2021 (5), 2022 (8), 2023 (4), **TOTAL (30)**. *Special-teams forced fumbles* — 2023 (1), **TOTAL (1)**. *Miscellaneous tackles* — 2015 (1), 2023 (1), **TOTAL (2)**.

BURTON'S POSTSEASON RECORD

Year	Club	G	S	RUSHING				RECEIVING				SCORING								
				No.	Yds.	Avg.	LG	TD	No.	Yds.	Avg.	LG	TD	TD	TDru	TDre	TDrt	2pt	Pts.	
2018	Chicago	1	0	0	0	—	—	0	0	0	—	—	0	0	0	0	0	0	0	0
2020	New Orleans	2	0	0	0	—	—	0	2	15	7.5	9	0	0	0	0	0	0	0	0
2021	Kansas City	3	0	2	4	2.0	3	0	0	0	—	—	0	0	0	0	0	0	0	0
2022	Kansas City	3	0	0	0	—	—	0	0	0	—	—	0	0	0	0	0	0	0	0
Career Totals	9	0	2	4	2.0	3	0	2	15	7.5	9	0	0	0	0	0	0	0	0	0

ADDITIONAL STATISTICS: *Special-teams tackles* — 2022 (2), **TOTAL (2)**.

BURTON'S SINGLE-GAME HIGHS

(Postseason in parentheses)

Rushes — 2, 3x, last: at Kansas City, 10/12/23 (1, twice, last: vs. Cincinnati, 1/30/22). **Rushing yards** — 10, vs. Minnesota, 12/25/20 (3, vs. Pittsburgh, 1/16/22). **Longest rush** — 7, 3x, last: at L.A. Chargers, 12/16/21 (3, vs. Pittsburgh, 1/16/22). **Rushing touchdowns** — 1, at L.A. Chargers, 12/16/21 (None). **Receptions** — 2, twice, last: at L.A. Chargers, 12/16/21 (2, vs. Chicago, 1/10/21). **Receiving yards** — 20, at L.A. Chargers, 12/16/21 (15, vs. Chicago, 1/10/21). **Longest reception** — 20, at L.A. Chargers, 12/16/21 (9, vs. Chicago, 1/10/21). **Receiving touchdowns** — 1, at New Orleans, 12/21/15 (None). **Total touchdowns** — 1, twice, last: at L.A. Chargers, 12/16/21 (None). **Special-teams tackles** — 3, vs. N.Y. Jets, 11/17/19 (1, twice, last: vs. Philadelphia, 2/12/23).

MICHAEL BURTON'S CAREER GAME-BY-GAME

(Victories asterisked)

2015 DETROIT (7-9)		RUSHING							RECEIVING				SCORING		
Date	Opponent	P/S	No.	Yds.	Avg.	LG	TD	No.	Yds.	Avg.	LG	TD	2pt.	Pts.	
Sept 13	at San Diego	S	0	0	—	—	0	0	0	—	—	0	0	0	
Sept 20	at Minnesota	S	1	2	2.0	2	0	0	0	—	—	0	0	0	
Sept 27	vs. Denver	S	0	0	—	—	0	0	0	—	—	0	0	0	
Oct 5	at Seattle	S	1	0	0.0	0	0	1	3	3.0	3	0	0	0	
Oct 11	vs. Arizona	S	0	0	—	—	0	1	6	6.0	6	0	0	0	
Oct 18	vs. Chicago*	P	0	0	—	—	0	0	0	—	—	0	0	0	
Oct 25	vs. Minnesota	S	1	0	0.0	0	0	0	0	—	—	0	0	0	
Nov 1	at Kansas City	P	0	0	—	—	0	0	0	—	—	0	0	0	
Nov 15	at Green Bay*	P	1	0	0.0	0	0	0	0	—	—	0	0	0	
Nov 22	vs. Oakland*	P	0	0	—	—	0	0	0	—	—	0	0	0	
Nov 26	vs. Philadelphia*	P	0	0	—	—	0	0	0	—	—	0	0	0	
Dec 3	vs. Green Bay	P	0	0	—	—	0	0	0	—	—	0	0	0	
Dec 13	at St. Louis	S	0	0	—	—	0	1	12	12.0	12	0	0	0	
Dec 21	at New Orleans*	P	0	0	—	—	0	2	10	5.0	6	1	0	6	
Dec 27	vs. San Francisco*	P	0	0	—	—	0	0	0	—	—	0	0	0	
Jan 3	at Chicago*	P	0	0	—	—	0	1	8	8.0	8	0	0	0	
Season Totals			16/7	4	2	0.5	2	0	6	39	6.5	12	1	0	6

2014 DETROIT (9-7)		RUSHING					RECEIVING					SCORING		
Date	Opponent	P/S	No.	Yds.	Avg.	LG	TD	No.	Yds.	Avg.	LG	TD	2pt.	Pts.
Sept 11	at Indianapolis*	P	0	0	—	—	0	0	0	—	—	0	0	0
Sept 18	vs. Tennessee	P	0	0	—	—	0	0	0	—	—	0	0	0
Sept 25	at Green Bay	P	0	0	—	—	0	0	0	—	—	0	0	0
Oct 2	at Chicago	P	0	0	—	—	0	0	0	—	—	0	0	0
Oct 9	vs. Philadelphia*	P	0	0	—	—	0	0	0	—	—	0	0	0
Oct 16	vs. L.A. Rams*	P	0	0	—	—	0	0	0	—	—	0	0	0
Oct 23	vs. Washington*	P	0	0	—	—	0	0	0	—	—	0	0	0
Oct 30	at Houston	P	0	0	—	—	0	0	0	—	—	0	0	0
Nov 6	at Minnesota*	P	0	0	—	—	0	0	0	—	—	0	0	0
Nov 20	vs. Jacksonville*	P	0	0	—	—	0	0	0	—	—	0	0	0
Nov 24	vs. Minnesota*	P	0	0	—	—	0	0	0	—	—	0	0	0
Dec 4	at New Orleans*	P	0	0	—	—	0	0	0	—	—	0	0	0
Dec 11	vs. Chicago*	P	0	0	—	—	0	0	0	—	—	0	0	0
Dec 18	at N.Y. Giants	P	0	0	—	—	0	0	0	—	—	0	0	0
Dec 26	at Dallas	P	0	0	—	—	0	0	0	—	—	0	0	0
Jan 1	vs. Green Bay													
INACTIVE														
Season Totals			15/0	0	0	—	—	0	0	—	—	0	0	0

2017 CHICAGO (5-11)		RUSHING					RECEIVING					SCORING		
Date	Opponent	P/S	No.	Yds.	Avg.	LG	TD	No.	Yds.	Avg.	LG	TD	2pt.	Pts.
Sept 10	vs. Atlanta	P	1	7	7.0	7	0	0	0	—	—	0	0	0
Sept 17	at Tampa Bay	S	0	0	—	—	0	0	0	—	—	0	0	0
Sept 24	vs. Pittsburgh*	P	0	0	—	—	0	0	0	—	—	0	0	0
Sept 28	at Green Bay	P	0	0	—	—	0	0	0	—	—	0	0	0
Oct 9	vs. Minnesota	P	0	0	—	—	0	0	0	—	—	0	0	0
Oct 15	at Baltimore*	P	0	0	—	—	0	1	8	8.0	8	0	0	0
Oct 22	vs. Carolina*	P	0	0	—	—	0	0	0	—	—	0	0	0
Oct 29	at New Orleans	P	0	0	—	—	0	0	0	—	—	0	0	0
Nov 12	vs. Green Bay	S	0	0	—	—	0	0	0	—	—	0	0	0
Nov 19	vs. Detroit	P	0	0	—	—	0	0	0	—	—	0	0	0
Nov 26	at Philadelphia	P	0	0	—	—	0	0	0	—	—	0	0	0
Dec 3	vs. San Francisco	S	0	0	—	—	0	0	0	—	—	0	0	0
Dec 10	at Cincinnati*	P	1	0	0.0	0	0	0	0	—	—	0	0	0
Dec 16	at Detroit	P	1	2	2.0	2	0	0	0	—	—	0	0	0
Dec 24	vs. Cleveland*	P	0	0	—	—	0	0	0	—	—	0	0	0
Dec 31	at Minnesota	P	1	0	0.0	0	0	1	0	0.0	0	0	0	0
Season Totals			16/3	4	9	2.3	7	0	2	8	4.0	8	0	0

2018 CHICAGO (12-4)		RUSHING					RECEIVING					SCORING		
Date	Opponent	P/S	No.	Yds.	Avg.	LG	TD	No.	Yds.	Avg.	LG	TD	2pt.	Pts.
Sept 9	at Green Bay	S	0	0	—	—	0	1	6	6.0	6	0	0	0
Sept 17	vs. Seattle*													
Sept 23	at Arizona*	P	0	0	—	—	0	0	0	—	—	0	0	0
Sept 30	vs. Tampa Bay*	P	0	0	—	—	0	0	0	—	—	0	0	0
Games 5-7														
Nov 4	at Buffalo*	P	0	0	—	—	0	0	0	—	—	0	0	0
Nov 11	vs. Detroit*	P	0	0	—	—	0	0	0	—	—	0	0	0
Nov 18	vs. Minnesota*													
Nov 22	at Detroit*													
Dec 2	at N.Y. Giants	P	0	0	—	—	0	0	0	—	—	0	0	0
Dec 9	vs. L.A. Rams*	P	0	0	—	—	0	0	0	—	—	0	0	0
Dec 16	vs. Green Bay*													
Dec 23	at San Francisco*	P	0	0	—	—	0	0	0	—	—	0	0	0
Dec 30	at Minnesota*													
Season Totals			8/1	0	0	—	—	0	1	6	6.0	6	0	0
Jan 6	vs. Philadelphia*	S	0	0	—	—	0	0	0	—	—	0	0	0

Postseason Totals **1/0** **0** **0** **—** **—** **0** **0** **0** **—** **—** **0** **0** **0**

§NFC Wild Card Game

2019 WASHINGTON (3-13)		RUSHING					RECEIVING					SCORING		
Date	Opponent	P/S	No.	Yds.	Avg.	LG	TD	No.	Yds.	Avg.	LG	TD	2pt.	Pts.
Games 1-6														
Oct 20	vs. San Francisco	P	0	0	—	—	0	0	0	—	—	0	0	0
Oct 24	at Minnesota	P	0	0	—	—	0	0	0	—	—	0	0	0
Nov 3	at Buffalo	P	0	0	—	—	0	0	0	—	—	0	0	0
Nov 17	vs. N.Y. Jets	P	0	0	—	—	0	0	0	—	—	0	0	0
Nov 24	vs. Detroit*	S	0	0	—	—	0	0	0	—	—	0	0	0
Dec 1	at Carolina*	P	0	0	—	—	0	0	0	—	—	0	0	0
Dec 8	at Green Bay	S	0	0	—	—	0	0	0	—	—	0	0	0
Dec 15	vs. Philadelphia	P	0	0	—	—	0	0	0	—	—	0	0	0
Dec 22	vs. N.Y. Giants	P	0	0	—	—	0	0	0	—	—	0	0	0
Dec 29	at Dallas	P	0	0	—	—	0	0	0	—	—	0	0	0
Season Totals			10/2	0	0	—	—	0	0	0	—	—	0	0

2020 NEW ORLEANS (12-4)			RUSHING					RECEIVING					SCORING		
Date	Opponent	P/S	No.	Yds.	Avg.	LG	TD	No.	Yds.	Avg.	LG	TD	2pt.	Pts.	
Sept 13	vs. Tampa Bay*	P	0	0	—	—	0	0	0	—	—	0	0	0	
Sept 21	at Oakland	P	0	0	—	—	0	0	0	—	—	0	0	0	
Sept 27	vs. Green Bay	S	0	0	—	—	0	0	0	—	—	0	0	0	
Oct 4	at Detroit*	P	1	4	4.0	4	0	1	3	3.0	3	0	0	0	
Oct 12	vs. L.A. Chargers*	S	2	2	1.0	2	0	0	0	—	—	0	0	0	
Oct 25	vs. Carolina*	P	0	0	—	—	0	0	0	—	—	0	0	0	
Nov 1	at Chicago*	S	1	1	1.0	1	0	0	0	—	—	0	0	0	
Nov 8	at Tampa Bay*	S	1	1	1.0	1	0	1	12	12.0	12	0	0	0	
Nov 15	vs. San Francisco*	P	0	0	—	—	0	0	0	—	—	0	0	0	
Nov 22	vs. Atlanta*	P	0	0	—	—	0	0	0	—	—	0	0	0	
Nov 29	at Denver*	P	0	0	—	—	0	0	0	—	—	0	0	0	
Dec 6	at Atlanta*	P	0	0	—	—	0	0	0	—	—	0	0	0	
Dec 13	at Philadelphia	P	0	0	—	—	0	0	0	—	—	0	0	0	
Dec 20	vs. Kansas City	P	0	0	—	—	0	1	9	9.0	9	0	0	0	
Dec 25	vs. Minnesota*	P	2	10	5.0	7	0	1	4	4.0	4	0	0	0	
Jan 3	at Carolina*														
RESERVE/COVID-19															
Season Totals			15/4	7	18	2.6	7	0	4	28	7.0	12	0	0	0
Jan 10	vs. Chicago* [§]	P	0	0	—	—	0	2	15	7.5	9	0	0	0	
Jan 17	vs. Tampa Bay†	P	0	0	—	—	0	0	0	—	—	0	0	0	

Postseason Totals **2/0** **0** **0** **—** **—** **0** **2** **15** **7.5** **9** **0** **0** **0** **0**

[§]NFC Wild Card Game; [†]NFC Divisional Playoff Game

2021 KANSAS CITY (12-5)			RUSHING					RECEIVING					SCORING		
Date	Opponent	P/S	No.	Yds.	Avg.	LG	TD	No.	Yds.	Avg.	LG	TD	2pt.	Pts.	
Sept 12	vs. Cleveland*	P	1	2	2.0	2	0	0	0	—	—	0	0	0	
Sept 19	at Baltimore	P	0	0	—	—	0	1	11	11.0	11	0	0	0	
Sept 26	vs. L.A. Chargers	P	0	0	—	—	0	0	0	—	—	0	0	0	
Oct 3	at Philadelphia*	P	1	5	5.0	5	0	0	0	—	—	0	0	0	
Oct 10	vs. Buffalo	P	1	2	2.0	2	0	0	0	—	—	0	0	0	
Oct 17	at Washington*	P	0	0	—	—	0	0	0	—	—	0	0	0	
Oct 24	at Tennessee	P					INACTIVE								
Nov 1	vs. N.Y. Giants*	P	0	0	—	—	0	0	0	—	—	0	0	0	
Nov 7	vs. Green Bay*	P	0	0	—	—	0	0	0	—	—	0	0	0	
Nov 14	at Las Vegas*	P	0	0	—	—	0	0	0	—	—	0	0	0	
Nov 21	vs. Dallas*	P	0	0	—	—	0	0	0	—	—	0	0	0	
Dec 5	vs. Denver*	P	1	3	3.0	3	0	0	0	—	—	0	0	0	
Dec 12	vs. Las Vegas*	P	1	3	3.0	3	0	0	0	—	—	0	0	0	
Dec 16	at L.A. Chargers*	P	1	7	7.0	7†	1	2	20	10.0	20	0	0	6	
Dec 26	vs. Pittsburgh*	P	1	2	2.0	2	0	0	0	—	—	0	0	0	
Jan 2	at Cincinnati	P	1	2	2.0	2	0	0	0	—	—	0	0	0	
Jan 8	at Denver*	P	0	0	—	—	0	0	0	—	—	0	0	0	
Season Totals			16/0	8	26	3.3	7†	1	3	31	10.3	20	0	0	6
Jan 16	vs. Pittsburgh* [§]	P	1	3	3.0	3	0	0	0	—	—	0	0	0	
Jan 23	vs. Buffalo*†	P	0	0	—	—	0	0	0	—	—	0	0	0	
Jan 30	vs. Cincinnati* [#]	P	1	1	1.0	1	0	0	0	—	—	0	0	0	
Postseason Totals			3/0	2	4	2.0	3	0	0	0	—	—	0	0	0

[§]AFC Wild Card Game; [†]AFC Divisional Playoff Game; [#]AFC Championship Game

2022 KANSAS CITY (14-3)			RUSHING					RECEIVING					SCORING		
Date	Opponent	P/S	No.	Yds.	Avg.	LG	TD	No.	Yds.	Avg.	LG	TD	2pt.	Pts.	
Sept 11	at Arizona*	P	0	0	—	—	0	0	0	—	—	0	0	0	
Sept 15	vs. L.A. Chargers*	P	1	6	6.0	6	0	1	2	2.0	2	0	0	0	
Sept 25	at Indianapolis	P	1	2	2.0	2	0	0	0	—	—	0	0	0	
Oct 2	at Tampa Bay*	P	0	0	—	—	0	0	0	—	—	0	0	0	
Oct 10	vs. Las Vegas*	P	0	0	—	—	0	0	0	—	—	0	0	0	
Oct 16	vs. Buffalo	P	0	0	—	—	0	0	0	—	—	0	0	0	
Oct 23	at San Francisco*	P	0	0	—	—	0	0	0	—	—	0	0	0	
Nov 6	vs. Tennessee*	P	1	0	0.0	0	0	1	9	9.0	9	0	0	0	
Nov 13	vs. Jacksonville*	P	1	-1	-1.0	-1	0	0	0	—	—	0	0	0	
Nov 20	at L.A. Chargers*	P	0	0	—	—	0	0	0	—	—	0	0	0	
Nov 27	vs. L.A. Rams*	P	0	0	—	—	0	0	0	—	—	0	0	0	
Dec 4	at Cincinnati	P	0	0	—	—	0	0	0	—	—	0	0	0	
Dec 11	at Denver*	P	1	0	0.0	0	0	0	0	—	—	0	0	0	
Dec 18	at Houston*	P	0	0	—	—	0	0	0	—	—	0	0	0	
Dec 24	vs. Seattle*	P	0	0	—	—	0	0	0	—	—	0	0	0	
Jan 1	vs. Denver*	P	0	0	—	—	0	0	0	—	—	0	0	0	
Jan 7	at Las Vegas*	P	0	0	—	—	0	0	0	—	—	0	0	0	
Season Totals			17/0	5	7	1.4	6	0	2	11	5.5	9	0	0	0
Jan 21	vs. Jacksonville*†	P	0	0	—	—	0	0	0	—	—	0	0	0	
Jan 29	vs. Cincinnati* [#]	P	0	0	—	—	0	0	0	—	—	0	0	0	
Feb 12	vs. Philadelphia* [§]	P	0	0	—	—	0	0	0	—	—	0	0	0	
Postseason Totals			3/0	0	0	—	—	0	0	0	—	—	0	0	0

[†]AFC Divisional Playoff Game; [#]AFC Championship Game; [§]Super Bowl

2023 DENVER (8-9)		RUSHING					RECEIVING					SCORING		
Date	Opponent	P/S	No.	Yds.	Avg.	LG	TD	No.	Yds.	Avg.	LG	TD	2pt.	Pts.
Sept 10	vs. Las Vegas	P	0	0	—	—	0	1	3	3.0	3	0	0	0
Sept 17	vs. Washington	P	1	3	3.0	3	0	0	0	—	—	0	0	0
Sept 24	at Miami	P	0	0	—	—	0	0	0	—	—	0	0	0
Oct 1	at Chicago*	P	0	0	—	—	0	0	0	—	—	0	0	0
Oct 8	vs. N.Y. Jets	P	0	0	—	—	0	0	0	—	—	0	1	2
Oct 12	at Kansas City*	P	2	2	1.0	3	0	0	0	—	—	0	0	0
Oct 22	vs. Green Bay*	S	1	-2	-2.0	-2	0	0	0	—	—	0	0	0
Oct 29	vs. Kansas City*	P	0	0	—	—	0	0	0	—	—	0	0	0
Nov 13	at Buffalo*	P	0	0	—	—	0	0	0	—	—	0	0	0
Nov 19	vs. Minnesota*	P	0	0	—	—	0	0	0	—	—	0	0	0
Nov 26	vs. Cleveland*	S	0	0	—	—	0	0	0	—	—	0	0	0
Dec 3	at Houston	P	0	0	—	—	0	0	0	—	—	0	0	0
Dec 10	at L.A. Chargers*	P	1	2	2.0	2	0	1	1	1.0	1	0	0	0
Dec 16	at Detroit	P	0	0	—	—	0	0	0	—	—	0	0	0
Dec 24	vs. New England	P	1	0	0.0	0	0	1	4	4.0	4	0	0	0
Dec 31	vs. L.A. Chargers*	S	0	0	—	—	0	0	0	—	—	0	0	0
Jan 7	at Las Vegas	P	0	0	—	—	0	0	0	—	—	0	0	0
Season Totals			17/3	7	9	1.3	4	0	3	8	2.7	4	0	1 2



JONATHON COOPER

0

OUTSIDE LINEBACKER

6-4 • 257 • 4TH YR. • OHIO STATE

BORN: Jan. 8, 1998, in Gahanna, Ohio

HIGH SCHOOL: Lincoln High School, Gahanna, Ohio

ACQUIRED: Draft #7b (239th overall), 2021

NFL YEAR: 4th • **YEAR WITH BRONCOS:** 4th

NFL GAMES PLAYED/STARTED: 47/31

COOPER AT A GLANCE:

- A fourth-year outside linebacker who has played 47 games (31 starts) for the Broncos from 2021-23, nabbing 151 tackles (85 solo), 13.0 sacks (100.5 yds.), one interception (4 yds.), two passes defended, one forced fumble and three fumble recoveries (1 TD).
- Has recorded the fourth-most sacks (13.0) among Broncos players drafted in the seventh round or later.
- Set a career best with a team-high 8.5 sacks (65.5 yds.) along with 70 tackles (43 solo), one interception (4 yds.), two passes defended, one forced fumble and two fumble recoveries in 17 starts in 2023.
- Started 9-of-14 games played in 2022, making 44 tackles (20 solo) and two sacks (13 yds.).
- Appeared in 16 games (5 starts) as a rookie in 2021, totaling 37 tackles (22 solo), 2.5 sacks (22 yds.) and one fumble recovery.
- Played 45 games (25 starts) at Ohio State (2016-20), collecting 75 tackles (44 solo), 10 sacks (66 yds.), two pass breakups, one forced fumble and two fumble recoveries.
- Selected as an All-Big Ten honoree on two occasions, including third-team recognition in 2020.
- Became the first player in Ohio State history to wear the “Block O” jersey, which is given to the player who best represents the legacy of former Buckeye Bill Willis and exhibits selfless, player-driven leadership qualities.
- Started all eight games played in 2020, tallying 24 tackles (12 solo), 3.5 sacks (29 yds.), one pass breakup and one forced fumble.
- Limited to just four games (all starts) as a true senior in 2019 before suffering a season-ending injury and electing to redshirt.
- Opened all 13 games in 2018, posting a career-high 25 tackles (14 solo) to go along with 2.5 sacks (9 yds.) and one fumble recovery.
- Tallied 15 tackles (11 solo), two sacks (17 yds.) and one fumble recovery in 14 games played in 2017.
- Appeared in six games as a true freshman, adding six tackles (2 solo) and one sack (5 yds.).

- Prepped at Lincoln High School in Gahanna, Ohio, where he was named the state's Defensive Player of the Year while being selected to the All-USA Ohio football team as a senior.
- Selected by the Broncos in the seventh round (239th overall) of the 2021 NFL Draft.

CAREER TRANSACTIONS: Signed by Denver as a draft choice 6/15/21.



2023: Cooper set a career best with a team-high 8.5 sacks (65.5 yds.) along with 70 tackles (43 solo), one interception (4 yds.), two passes defended, one forced fumble and two fumble recoveries in 17 starts... Tied his career-high of two sacks (20 yds.), including a strip sack of Commanders QB Sam Howell, along with a career-best eight tackles (3 solo) vs. Was. (9/17)... His strip sack of Howell was his first career forced fumble... Made six tackles (3 solo) at Mia. (9/24)... Sacked Bears QB Justin Fields for a six-yard loss, made five tackles (2 solo) and recovered a strip sack forced by OLB Nik Bonitto for a touchdown at Chi. (10/1)... His scoop-and-score was the first by a Bronco since 2019 when S Kareem Jackson recovered a fumble for a score at Hou. (12/8)... Sacked Chiefs QB Patrick Mahomes for a two-yard loss while also contributing three solo tackles and his first career pass defended at K.C. (10/12)... Made six tackles (3 solo) in the win vs. G.B. (10/22)... Recovered a strip sack from OLB Baron Browning while also assisting on a sack (3.5 yds.) and made three tackles (1 solo) in the win vs. K.C. (10/29)... Sacked Vikings QB Josh Dobbs for an 11-yard loss and also made five tackles (2 solo) in the win vs. Min. (11/19)... Finished with five tackles (4 solo) and one quarterback hit in the win vs. Cle. (11/26)... Made seven tackles (4 solo) at Hou. (12/3)... Nabbed his first career interception off Chargers QB Justin Herbert and also made two solo tackles at LAC (12/10)... Sacked Lions QB Jared Goff at Det. (12/16) to tie former Broncos LB Ken Woodard for the fourth-most sacks (11.0) by a Broncos' draft selection in the seventh round or later... Posted four solo tackles and one sack (10 yds.) on Patriots QB Bailey Zappe vs. N.E. (12/24)... Recorded a sack in a third straight game after bringing down Chargers QB Easton Stick for a five-yard loss.

2022: Cooper started 9-of-14 games played, making 44 tackles (20 solo) and two sacks (13 yds.)... Made his first start of the season in the win at Jac. (10/30), tallying five tackles (1 solo)... Produced a career-high seven tackles (5 solo) along with a QB hit vs. L.V. (11/20)... Notched his first sack of the season against Ravens QB Lamar Jackson (6 yds.) along with five tackles (1 solo) at Bal. (12/4)... Picked up a sack in a second-straight game after taking down Chiefs QB Patrick Mahomes while also logging two tackles (1 solo) vs. K.C. (12/11)... Tied a career-high 7 tackles (3 solo) at LAR (12/25).

2021: Cooper, who was selected by the Broncos in the seventh round (239th overall) of the 2021 NFL Draft, appeared in 16 games (5 starts), totaling 37 tackles (22 solo), 2.5 sacks (22 yds.), and one fumble recovery... Made his NFL debut in Week 1 at NYG (9/12)... Collected first career tackle vs. NYJ (9/26)... Recorded five tackles (2 solo) and a career-high three quarterback hits at Cle. (10/21)... Collected first career start, tallying two assisted tackles vs. Was. (10/31)... Registered the first two sacks of his career and tallied two quarterback takedowns (20 yds.) and four tackles (3 solo) at Dal. (11/7)... Posted five tackles (4 solo) vs. Phi. (11/14)... Registered first career fumble recovery and added five solo tackles vs. Det. (12/12)... Totaled 0.5 sacks (2 yds.) and had a career-high six tackles (4 solo) vs. Cin. (12/19).

COLLEGE: Cooper served as a two-year captain and started 25-of-45 games played over his five seasons (2016-20) at Ohio State... Selected as an All-Big Ten honoree on two occasions, including third-team recognition in 2020... Became the first player in Ohio State history to wear the "Block O" jersey which is given to the player who best represents the legacy of former Buckeye Bill Willis and exhibits selfless, player-driven leadership qualities... Started all eight games played in his final collegiate campaign in 2020, compiling 24 tackles (12 solo), 3.5 sacks (29 yds.), one pass breakup and one forced fumble... Limited to just four games (all starts) during his true senior season in 2019 before suffering a season-ending injury and electing to redshirt... Opened all 13 games in 2018, compiling 25 tackles (24 solo), 2.5 sacks (9 yds.) and one fumble recovery... Tallied 15 tackles (11 solo), two sacks (17 yds.) and one fumble recovery in 14 games played in 2017... Appeared in six games as true freshman in 2016, garnering six tackles (2 solo) and one sack (5 yds.).

PERSONAL: Cooper attended Lincoln High School in Gahanna, Ohio, where he was named *USA Today's* Ohio Defensive Player of the Year while being selected to the All-USA Ohio football team as a senior... Selected to the Associated Press All-State team as a senior... Jonathon Cooper was born on Jan. 8, 1998, in Gahanna, Ohio.

COOPER'S REGULAR SEASON RECORD

Year	Club	G	S	UT	A	TT	S-Yds.	I-Yds.	PD	FF	FR	TD-Int.	TD-FR	S	Pts.
2021	Denver	16	5	22	15	37	2.5-22	0-0	0	0	1	0	0	0	0
2022	Denver	14	9	20	24	44	2-13	0-0	0	0	0	0	0	0	0
2023	Denver	17	17	43	27	70	8.5-65.5	1-4	2	1	2	0	1	0	6
CAREER TOTALS		47	31	85	66	151	13.0-100.5	1-4	2	1	3	0	1	0	6

ADDITIONAL STATISTICS: Special-teams tackles — 2021(1), 2022 (4), 2023 (2), TOTAL (7).

COOPER'S SINGLE-GAME HIGHS

(Postseason in parentheses)

Tackles — 8, vs. Washington, 9/17/23 (none). **Sacks** — 2, twice, last: vs. Washington, 9/17/23 (none). **Sack yards** — 20, twice, last: vs. Washington, 9/17/23 (none). **Interceptions** — 1, at L.A. Chargers, 12/10/23 (none). **Forced Fumbles** — 1, vs. Washington, 9/17/23 (none). **Fumble Recoveries** — 1, 3x, last: vs. Kansas City, 10/29/23 (none).

JONATHAN COOPER'S CAREER GAME-BY-GAME

(Victories asterisked)

2021 DENVER (7-10)		TACKLES									
Date	Opponent	P/S	UT	A	TT	S-Yds.	I-Yds.	PD	FF	FR	
Sept 12	at N.Y. Giants*	P	0	0	0	0-0	0-0	0	0	0	
Sept 19	at Jacksonville*	P	0	0	0	0-0	0-0	0	0	0	
Sept 26	vs. N.Y. Jets*	P	0	1	1	0-0	0-0	0	0	0	
Oct 3	vs. Baltimore	P	0	1	1	0-0	0-0	0	0	0	
Oct 10	at Pittsburgh	P	1	1	2	0-0	0-0	0	0	0	
Oct 17	vs. Las Vegas	P	0	0	0	0-0	0-0	0	0	0	
Oct 21	at Cleveland	P	2	3	5	0-0	0-0	0	0	0	
Oct 31	vs. Washington*	S	0	2	2	0-0	0-0	0	0	0	
Nov 7	at Dallas*	S	3	1	4	2-20	0-0	0	0	0	
Nov 14	vs. Philadelphia	S	4	1	5	0-0	0-0	0	0	0	
Nov 28	vs. L.A. Chargers*	P	1	0	1	0-0	0-0	0	0	0	
Dec 5	at Kansas City	P	1	0	1	0-0	0-0	0	0	0	
Dec 12	vs. Detroit*	S	5	0	5	0-0	0-0	0	1	0	
Dec 19	vs. Cincinnati	S	4	2	6	5-2	0-0	0	0	0	
Dec 26	at Las Vegas	P	0	0	0	0-0	0-0	0	0	0	
Jan 2	at L.A. Chargers	RESERVE/COVID-19									
Jan 8	at Kansas City	P	1	3	4	0-0	0-0	0	0	0	
Season Totals			16/5	22	15	37	2.5-22	0-0	0	1	0
2022 DENVER (5-12)		TACKLES									
Date	Opponent	P/S	UT	A	TT	S-Yds.	I-Yds.	PD	FF	FR	
Sept 12	at Seattle	P	1	0	1	0-0	0-0	0	0	0	
Sept 18	vs. Houston*	P	0	0	0	0-0	0-0	0	0	0	
Games 3-5											
Oct 17	at L.A. Chargers	P	2	0	2	0-0	0-0	0	0	0	
Oct 23	vs. N.Y. Jets	P	1	1	2	0-0	0-0	0	0	0	
Oct 30	at Jacksonville*	S	1	4	5	0-0	0-0	0	0	0	
Nov 13	at Tennessee	S	1	2	3	0-0	0-0	0	0	0	
Nov 20	vs. Las Vegas	S	5	2	7	0-0	0-0	0	0	0	
Nov 27	at Carolina	S	1	1	2	0-0	0-0	0	0	0	
Dec 4	at Baltimore	S	1	3	4	1-6	0-0	0	0	0	
Dec 11	vs. Kansas City	P	1	1	2	1-7	0-0	0	0	0	
Dec 18	vs. Arizona*	S	0	2	2	0-0	0-0	0	0	0	
Dec 25	at L.A. Rams	S	3	4	7	0-0	0-0	0	0	0	
Jan 1	at Kansas City	S	2	2	4	0-0	0-0	0	0	0	
Jan 8	vs. L.A. Chargers*	S	1	2	3	0-0	0-0	0	0	0	
Season Totals			14/9	20	24	44	2-13	0-0	0	0	0
2023 DENVER (8-9)		TACKLES									
Date	Opponent	P/S	UT	A	TT	S-Yds.	I-Yds.	PD	FF	FR	
Sept 10	vs. Las Vegas	S	2	1	3	0-0	0-0	0	0	0	
Sept 17	vs. Washington	S	3	5	8	2-20	0-0	0	1	0	
Sept 24	at Miami	S	3	3	6	0-0	0-0	0	0	0	
Oct 1	at Chicago*	S	2	3	5	1-6	0-0	0	0	1	
Oct 8	vs. N.Y. Jets	S	3	1	4	0-0	0-0	0	0	0	
Oct 12	at Kansas City	S	3	0	3	1-2	0-0	1	0	0	
Oct 22	vs. Green Bay*	S	3	3	6	0-0	0-0	0	0	0	
Oct 29	vs. Kansas City*	S	1	2	3	0.5-3.5	0-0	0	0	1	
Nov 13	at Buffalo*	S	1	0	1	0-0	0-0	0	0	0	
Nov 19	vs. Minnesota*	S	2	3	5	1-11	0-0	0	0	0	
Nov 26	vs. Cleveland*	S	4	1	5	0-0	0-0	0	0	0	
Dec 3	at Houston	S	4	3	7	0-0	0-0	0	0	0	
Dec 10	at L.A. Chargers*	S	2	0	2	0-0	1-4	1	0	0	
Dec 16	at Detroit	S	5	0	5	1-8	0-0	0	0	0	
Dec 24	vs. New England	S	4	0	4	1-10	0-0	0	0	0	
Dec 31	vs. L.A. Chargers*	S	1	0	1	1-5	0-0	0	0	0	
Jan 7	at Las Vegas	S	0	2	2	0-0	0-0	0	0	0	
Season Totals			17/17	43	27	70	8.5-65.5	1-4	2	1	2

DID YOU KNOW?

The Denver Broncos earned their 500th overall (reg. + postseason) victory against the Los Angeles Chargers in Week 5 of the 2019 season (Oct. 6), reaching their milestone victory in 947 games. The Broncos rank second in the NFL in overall wins among original American Football League franchises.



RILEY DIXON

9

PUNTER

**6-4 • 221 • 9TH YR. • SYRACUSE****BORN:** Aug. 24, 1993, in Oneida, N.Y.**HIGH SCHOOL:** Christian Brother Academy, Syracuse, N.Y.**ACQUIRED:** Unrestricted Free Agent (L.A. Rams), 2023**NFL YEAR:** 9th • **YEAR WITH BRONCOS:** 4th**NFL GAMES PLAYED/STARTED:** 131/0

DIXON AT A GLANCE:

- A ninth-year player who has appeared in 131 games with Denver (2016-17; '23), N.Y. Giants (2018-21) and L.A. Rams (2022), punting 591 times for 27,090 yards (45.8 avg. / 40.9 net) with 37 touchbacks and 198 punts inside of the 20-yard line.
- Since 2016, ranks in the Top-10 among punters in punts (1st—591), punting yards (2nd—27,090) and punts inside of the 20-yard line (3rd—198).
- Punted 79 times for 3,659 yards (46.3 avg. / 42.3 net) with 27 punts inside the 20-yard line and six touchbacks in 2023.
- Set a career-high 48.4 punting average in 17 games in 2022 with the Rams after punting 71 times for 3,434 yards with 19 punts inside of the 20-yard line, four touchbacks and a 40.8 net average.
- Punted 74 times in 17 games during 2021 with the Giants, totaling 3,283 yards (44.4 avg. / 39.5 net) with 24 punts inside of the 20-yard line and six touchbacks.
- In 2020, recorded 2,911 yards on 65 punts (44.8 avg. / 38.8 net) along with 28 punts inside of the 20-yard line and six touchbacks.
- Recorded a career-high 29 punts inside the 20-yard line on 69 punts and also totaled 3,178 yards (46.1 avg. / 42.3 net) and two touchbacks in 16 games in 2019.
- Contributed 3,226 yards on 71 punts (45.4 avg. / 41.8 net) with four touchbacks and 20 punts inside of the 20-yard line in 16 games during the 2018 season.
- Played in 16 games in 2017, punting 73 times for the Broncos for 3,331 yards (45.6 avg. / 40.2 net) with 23 punts inside of the 20-yard line and three touchbacks.
- Punted 89 times for 4,068 yards (45.7 avg.) with Denver in 2016, setting an NFL rookie record for single-season net punting average (41.3).
- Played 39 games for Syracuse University after joining the team as a walk-on, totaling 218 punts for 9,291 yards (42.9 avg.) with 72 punts inside the 20-yard line.
- Selected by the Broncos in the seventh round (228th overall) of the 2016 NFL Draft.
- Signed by Denver as an unrestricted free agent (L.A. Rams) on March 21, 2023.

CAREER TRANSACTIONS: Signed by Denver as a draft choice 5/11/16; Traded to N.Y. Giants 4/23/18; Re-Signed by N.Y. Giants 12/8/19; Released by N.Y. Giants 3/10/22; Signed by L.A. Rams 4/5/22; Signed by Denver 3/21/23.



2023: Dixon punted 79 times for 3,659 yards (46.3 avg. / 42.3 net) with 27 punts inside the 20-yard line and six touchbacks... Punted five times for 234 yards (46.8 avg. / 40.8 net) with three punts inside the 20 at Mia. (9/24)... Had four punts for 163 yards (40.8 avg. / 38.8 net) with two punts inside of the 20 at Chi. (10/1)... Had one punt inside the 20-yard line on five punts for 224 yards (44.8 avg. / 42.8 net) and also assisted on a tackle at K.C. (10/12)... Punted four times for 217 yards (54.3 avg. / 42.5 net), including a season-high 68 yard punt, in the win vs. Min. (11/19)... Had three punts inside of the 20-yard line after punting six times for 266 yards (44.3 avg. / 43.2 net) at Hou. (12/3)... Tied his career high with five punts inside of the 20-yard line on seven attempts along with 313 yards (44.7 avg. / 44.7 net) at LAC (12/10)... Punted five times for 259 yards (51.8 avg. / 46.2 net) with two punts inside of the 20-yard line at Det. (12/16)... Had five punts for 243 yards (48.6 avg. / 42.2 net) with three punts inside the 20-yard line vs. LAC (12/31).

2022: Dixon set a career-high 48.4 punting average in 17 games with the Rams after punting 71 times for 3,434 yards with 19 punts inside of the 20-yard line, four touchbacks and a 40.8 net average... Punted five times for 240 yards (48.0 avg. / 45.6 net) with one punt inside the 20-yard line vs. Car. (10/16)... Totaled 253 yards on five punts (50.6 avg. / 43.8 net) along with one punt inside the 20-yard line vs. S.F. (10/30)... Contributed a season-high nine punts for 477 yards (53.0 avg. / 43.9 net) along with two punts inside the 20-yard line at T.B. (11/6)... Punted six times for 286 yards (47.7 avg. / 41.0 net) and one punt inside the 20-yard line at N.O. (11/20).

2021: Dixon punted 74 times in 17 games with the Giants, totaling 3,283 yards (44.4 avg. / 39.5 net) with 24 punts inside of the 20-yard line and six touchbacks... Produced 215 yards and two punts inside of the 20-yard line on five punt attempts (43.0 avg. / 43.0 net) at K.C. (11/1)... Produced five punts for 228 yards (45.6 avg. / 41.6 net) with one punt inside the 20-yard line at LAC (12/12)... Totaled a season-high 306 yards on six punts (51.0 avg. / 47.2 net) with one punt inside the 20-yard line vs. Was. (1/9).

2020: Dixon recorded 2,911 yards on 65 punts (44.8 avg. / 38.8 net) along with 28 punts inside of the 20-yard line and six touchbacks... Placed two punts inside the 20-yard line and totaled 216 yards on five punts (43.2 avg. / 40.0 net) at LAR (10/4)... Punted six times for 265 yards (44.2 avg. / 42.0 net) and three punts inside the 20-yard line at Phi. (10/22)... Contributed five punts for 233 yards (46.6 avg. / 37.8 net) with two punts inside the 20-yard line at Cin. (11/29)... Punted a season-high eight times for 390 yards (48.8 avg. / 36.6 net) with one punt inside of the 20-yard line vs. Ari. (12/13)... Punted twice inside the 20-yard line and amassed 226 yards on five punts (45.2 avg. / 37.6 net) vs. Dal. (1/3).

2019: Dixon recorded a career-high 29 punts inside the 20-yard line on 69 punts and also totaled 3,178 yards (46.1 avg. / 42.3 net) and two touchbacks in 16 games... Placed two punts inside of the 20-yard line on five attempts and totaled 242 yards (48.4 avg. / 47.2 net) vs. Buf. (9/15)... Punted five times for 244 yards (48.8 avg. / 47.0 net) with one punt inside of the 20-yard line at T.B. (9/22)... Posted 322 yards on six punts (53.7 avg. / 45.5 net) with one punt inside the 20-yard line at NYJ (11/10)... Set a season-high four punts inside the 20-yard line on five attempts for 257 yards (51.4 avg. / 51.2 net) at Chi. (11/24)... Had a season-high nine punts for 415 yards (46.1 avg. / 43.6 net) with two punts inside the 20-yard line at Phi. (12/9)... Punted five times for 209 yards (41.8 avg. / 41.8 net) with two punts inside the 20-yard line vs. Mia. (12/15)... Contributed 257 yards on six punts (42.8 avg. / 42.3 net) with three punts inside of the 20-yard line vs. Phi. (12/29).

2018: Dixon contributed 3,226 yards on 71 punts (45.4 avg. / 41.8 net) with four touchbacks and 20 punts inside of the 20-yard line in 16 games... Punted five times for 247 yards (49.4 avg. / 43.4 net) vs. Jac. (9/9)... Set a season-high three punts inside the 20-yard line on six punts for 260 yards (43.3 avg. / 40.0 net) at Dal. (9/16)... Posted 253 yards on five punts (50.6 avg. / 41.2 net) with two punts inside the 20-yard line vs. Phi. (10/11)... Recorded three punts inside the 20-yard line on five punts and finished with 220 yards (44.0 avg. / 44.0 net) vs. Was. (10/28)... Punted five times for 238 yards (47.6 avg. / 42.8 net) with three punts inside the 20-yard line at S.F. (11/12)... Posted a season-high seven punts for 311 yards (44.4 avg. / 42.1 net) and one punt inside the 20-yard line vs. Chi. (12/2)... Totaled 258 yards on six punts (43.0 avg. / 43.3 net) with one punt inside the 20-yard line at Was. (12/9).

2017: Dixon punted 73 times for 3,331 yards (45.6 avg. / 40.2 net) with 23 punts inside the 20-yard line and two blocks... Punted three times for 144 yards (48.0 avg. / 49.0 net) vs. LAC (9/11)... Punted three times for 125 yards (41.7 avg.) and made one special-teams tackle at Buf. (9/24)... Punted four times for 162 yards (40.5 avg. / 40.5 net) at K.C. (10/30)... Punted six times for 302 yards (50.3 avg. / 46.7 net) at Phi. (11/5)... Punted five times for 222 yards (44.4 / 43.6 net) with a season-best four punts inside the 20-yard line vs. Cin. (11/19).

2016: Selected in the seventh round (228th overall) of the 2016 NFL Draft, Dixon punted 89 times for 4,068 yards (45.7 avg. / 41.3 net)... Finished with the highest net punting average (41.3) by a rookie in NFL history... Punted seven times for 330 yards (47.1 avg. / 41.9 net) with five punts inside the 20-yard line at T.B. (10/2)... Punted five times for 253 yards (50.6 avg. / 47.8 net), including a 68-yard punt from the end zone with just over two minutes remaining in the game vs. S.D. (10/30)... Punted 11 times for 506 yards—the fifth-most yards in team history—(46.0 avg. / 40.8 net) with three punts inside the 20-yard line at Jac. (12/4)... Punted five times for 207 yards (41.4 avg. / 38.0 net) with two punts inside the 20-yard line in addition to completing a 16-yard pass at Ten. (12/11)... Became the second Broncos punter ever and first since Chris Norman (vs. K.C. on 11/16/86) to complete a pass.

COLLEGE: Dixon played 39 games for Syracuse University after joining the team as a walk-on, totaling 218 punts for 9,291 yards (42.9 avg.) with 72 punts inside the 20-yard line... Appeared in 12 games in 2015, totaling 65 punts for 2,839 yards (43.7 gross / 41.9 net) while placing 28 kicks inside the 20-yard line (43.1%) in his senior season at Syracuse... Named one of 10 semifinalists for the Ray Guy Award (nation's top punter) and a semifinalist for the William V. Campbell Trophy (most outstanding football scholar-athlete)... Played 12 games as a junior, punting 75 times for 3,182 yards (42.4 avg.) with 23 punts inside the 20-yard line... Earned honorable mention All-ACC recognition and was a Burlsworth Trophy nominee (most outstanding player who began his career as a walk-on)... Completed the eventual game-winning pass (1 yd.) on a fake field goal in double overtime vs. Villanova (8/29/14)... Rushed for 42 yards on a fake punt against Notre Dame (9/27/14)... Saw action in all 13 games in 2013, punting 75 times for 3,161 yards (42.1 avg.)... Booted a school-record 75-yard punt against Clemson (10/5/13)... Rewarded with a scholarship at the end of his redshirt sophomore season.

PERSONAL: Dixon oversaw punting and kicking duties for Christian Brothers Academy in Syracuse, N.Y... Named to the 2010 *Post-Standard* All-Central New York first team... Also lettered in baseball... Earned his undergraduate degree in accounting and is currently pursuing a master's degree in accounting... Named to Syracuse's Athletic Director Honor Roll in nine consecutive semesters in addition to making the 2013 and 2014 All-ACC Academic teams... Riley Dixon was born on Aug. 24, 1993, in Oneida, N.Y.

DIXON'S REGULAR SEASON RECORD

Year	Club	G	S	No.	Yds.	Avg.	Net.	TB	In 20	LG	Blk.
2016	Denver	16	0	89	4,068	45.7	41.3	6	28	68	0
2017	Denver	16	0	73	3,331	45.6	40.2	3	23	60	2
2018	N.Y. Giants	16	0	71	3,226	45.4	41.8	4	20	60	0
2019	N.Y. Giants	16	0	69	3,178	46.1	42.3	2	29	62	2
2020	N.Y. Giants	16	0	65	2,911	44.8	38.8	6	28	71	1
2021	N.Y. Giants	17	0	74	3,283	44.4	39.5	6	24	63	0
2022	L.A. Rams	17	0	71	3,434	48.4	40.8	4	19	67	2
2023	Denver	17	0	79	3,659	46.3	42.3	6	27	68	0
CAREER TOTALS		131	0	591	27,090	45.8	40.9	37	198	71	7

ADDITIONAL STATISTICS: Kickoffs — 2016 (3 for 165 yards, 55.0 avg., 1 TBs), 2017 (2 for 118 yards, 59.0 avg., 0 TBs), 2019 (1 for 52 yards, 52.0 avg., 0 TBs), 2020 (1 for 50 yards, 50.0 avg., 0 TBs), 2021 (1 for 51 yards, 51.0 avg., 0 TBs), 2022 (1 for 30 yards, 30.0 avg., 0 TBs), TOTAL (9 for 466 yards, 51.8 avg., 1 TBs), Receptions — 2018 (1 for 14, 14.0 avg., 14 LG, 0 TD), TOTAL (1 for 14, 14.0 avg., 14 LG, 0 TD). Completed a 16-yard pass at Tennessee (12/11/17). Completed a 12-yard pass vs. Dallas (10/9/22). Completed a 6-yard pass at Kansas City (11/27/22). Special-teams tackles — 2017 (2), 2018 (2), 2019 (1), 2020 (3), 2021 (1), 2022 (2), 2023 (1), TOTAL (15). Special-teams fumble recoveries — 2018 (1), TOTAL (1)

DIXON'S SINGLE GAME HIGHS

(Postseason in parentheses)

Punts — 11, at Jacksonville, 12/4/16 (none). **Punting yards** — 506, at Jacksonville, 12/4/16 (none). **Longest punt** — 71, vs. Philadelphia, 11/15/20 (none). **Punts inside the 20** — 5, twice, last: at L.A. Chargers, 12/10/23 (none).

RILEY DIXON'S CAREER GAME-BY-GAME

(Victories asterisked)

2016 DENVER (9-7)		PUNTING											
Date	Opponent	P/S	No.	Yds.	Avg.	Net.	TB	In 20	LG	Blk.	Opp. Ret.	Ret. Yds.	
Sept 8	vs. Carolina*	P	3	140	46.7	42.7	0	0	54	0	2	12	
Sept 18	vs. Indianapolis*	P	2	98	49.0	39.0	1	1	53	0	0	0	
Sept 25	at Cincinnati*	P	5	231	46.2	41.4	1	0	53	0	2	4	
Oct 2	at Tampa Bay*	P	7	330	47.1	41.9	0	5	57	0	3	37	
Oct 9	vs. Atlanta	P	6	290	48.3	43.8	1	2	62	0	1	7	
Oct 13	at San Diego	P	5	221	44.2	38.6	0	2	48	0	4	28	
Oct 24	vs. Houston*	P	6	255	42.5	40.7	0	2	49	0	2	11	
Oct 30	vs. San Diego*	P	5	285	50.6	47.8	0	0	68	0	3	14	
Nov 6	at Oakland	P	6	267	44.5	39.2	0	0	59	0	5	32	
Nov 13	at New Orleans*	P	3	124	41.3	40.0	0	2	45	0	2	4	
Nov 27	vs. Kansas City	P	6	271	45.2	40.5	0	3	59	0	2	28	
Dec 4	at Jacksonville*	P	11	506	46.0	40.8	2	3	58	0	4	17	
Dec 11	at Tennessee	P	5	207	41.4	38.0	0	2	53	0	1	17	
Dec 18	vs. New England	P	7	325	46.4	43.4	0	3	58	0	3	21	
Dec 25	at Kansas City	P	7	326	46.6	40.7	1	2	61	0	4	21	
Jan 1	vs. Oakland*	P	5	224	44.8	41.2	0	1	53	0	2	18	
Season Totals			16/0	89	4,068	45.7	41.3	6	28	68	0	40	271
2017 DENVER (5-11)		PUNTING											
Date	Opponent	P/S	No.	Yds.	Avg.	Net.	TB	In 20	LG	Blk.	Opp. Ret.	Ret. Yds.	
Sep 11	vs. LA Chargers*	P	3	144	48.0	49.0	0	2	53	0	1	-3	
Sep 17	vs. Dallas*	P	3	129	43.0	36.7	0	1	48	0	1	19	
Sep 24	at Buffalo	P	3	125	41.7	28.3	1	0	45	0	2	20	
Oct 1	vs. Oakland*	P	6	271	45.2	43.8	0	3	53	0	2	8	
Oct 15	vs. New York Giants	P	3	153	51.0	44.3	0	0	55	0	1	20	
Oct 22	at LA Chargers	P	8	329	43.6	32.6	0	2	46	0	3	88	
Oct 30	at Kansas City	P	4	162	40.5	40.5	0	1	48	0	1	0	
Nov 5	at Philadelphia	P	6	302	50.3	46.7	0	0	55	0	5	22	
Nov 12	vs. New England	P	2	95	47.5	31.7	0	1	49	1	0	0	
Nov 19	vs. Cincinnati	P	5	222	44.4	43.6	0	4	46	0	1	4	
Nov 26	at Oakland	P	8	362	44.9	41.8	0	0	58	0	4	25	
Dec 3	at Miami	P	7	340	48.6	35.5	0	2	58	1	5	56	
Dec 10	vs. New York Jets*	P	5	247	49.4	41.6	2	2	60	0	1	-1	
Dec 14	at Indianapolis*	P	1	52	52.0	52.0	0	1	52	0	0	0	
Dec 24	at Washington	P	4	221	44.2	43.6	0	2	53	0	1	3	
Dec 31	vs. Kansas City	P	4	157	39.3	40.0	0	2	49	0	2	-3	
Season Totals			16/0	73	3,331	45.6	40.2	3	23	60	2	30	258

DID YOU KNOW?

Pro Football Hall of Fame quarterback John Elway started 2,608 drives during his 16-year career with the Broncos from 1983-98 and was replaced just 10 times due to injury (.383%).

2018 N.Y. GIANTS (5-11)													
PUNTING													
Date	Opponent	P/S	No.	Yds.	Avg.	Net.	TB	In 20	LG	Blk.	Opp. Ret.	Ret. Yds.	
Sept 9	vs. Jacksonville	P	5	247	49.4	43.4	1	0	59	0	2	10	
Sept 16	at Dallas	P	6	260	43.3	40.0	1	3	55	0	1	0	
Sept 23	at Houston*	P	4	198	49.5	38.3	0	0	53	0	3	45	
Sept 30	vs. New Orleans	P	4	204	51.0	42.3	1	0	60	0	3	15	
Oct 7	at Carolina	P	2	99	49.5	51.0	0	1	51	0	1	-3	
Oct 11	vs. Philadelphia	P	5	253	50.6	41.2	0	2	52	0	5	47	
Oct 22	at Atlanta	P	4	163	40.8	40.8	0	2	52	0	0	0	
Oct 28	vs. Washington	P	5	220	44.0	44.0	0	3	53	0	0	0	
Nov 12	at San Francisco*	P	5	238	47.6	42.8	0	3	59	0	2	24	
Nov 18	vs. Tampa Bay*	P	4	166	41.5	34.0	1	1	54	0	1	10	
Nov 25	at Philadelphia	P	3	133	44.3	43.0	0	0	56	0	2	4	
Dec 2	vs. Chicago*	P	7	311	44.4	42.1	0	1	54	0	2	16	
Dec 9	at Washington*	P	6	258	43.0	43.3	0	1	50	0	2	-2	
Dec 16	vs. Tennessee	P	6	237	39.5	38.2	0	2	50	0	1	8	
Dec 23	at Indianapolis	P	3	145	48.3	47.3	0	1	52	0	2	3	
Dec 30	vs. Dallas	P	2	94	47.0	47.0	0	0	49	0	0	0	
Season Totals			16/0	71	3,226	45.4	41.8	4	20	60	0	27	177

2019 N.Y. GIANTS (4-12)													
PUNTING													
Date	Opponent	P/S	No.	Yds.	Avg.	Net.	TB	In 20	LG	Blk.	Opp. Ret.	Ret. Yds.	
Sept 8	at Dallas	P	4	166	41.5	41.5	0	3	47	0	0	0	
Sept 15	vs. Buffalo	P	5	242	48.4	47.2	0	2	58	0	2	6	
Sept 22	at Tampa Bay*	P	5	244	48.8	47.0	0	1	52	0	5	9	
Sept 29	vs. Washington*	P	3	165	55.0	53.0	0	3	57	0	1	6	
Oct 6	vs. Minnesota	P	3	134	44.7	33.0	1	1	56	0	1	15	
Oct 10	at New England	P	5	196	39.2	31.0	0	2	53	1	1	10	
Oct 20	vs. Arizona	P	3	112	37.3	36.3	0	1	43	0	1	3	
Oct 27	at Detroit	P	3	135	45.0	43.7	0	1	50	0	1	4	
Nov 4	vs. Dallas	P	3	142	47.3	39.3	0	1	58	0	2	24	
Nov 10	at N.Y. Jets	P	6	322	53.7	45.5	1	1	59	0	3	29	
Nov 24	at Chicago	P	5	257	51.4	51.2	0	4	62	0	1	1	
Dec 1	vs. Green Bay	P	1	47	47.0	44.0	0	0	47	0	1	3	
Dec 9	at Philadelphia	P	9	415	46.1	43.6	0	2	54	0	3	23	
Dec 15	vs. Miami*	P	5	209	41.8	41.8	0	2	53	0	0	0	
Dec 22	at Washington*	P	3	135	45.0	33.8	0	2	53	1	0	0	
Dec 29	vs. Philadelphia	P	6	257	42.8	42.3	0	3	53	0	2	3	
Season Totals			16/0	69	3,178	46.1	42.3	2	29	62	2	24	136

2020 N.Y. GIANTS (6-10)													
PUNTING													
Date	Opponent	P/S	No.	Yds.	Avg.	Net.	TB	In 20	LG	Blk.	Opp. Ret.	Ret. Yds.	
Sept 14	vs. Pittsburgh	P	5	193	38.6	36.0	0	3	53	0	3	13	
Sept 20	at Chicago	P	3	174	58.0	44.7	2	1	62	0	0	0	
Sept 27	vs. San Francisco	P	1	54	54.0	54.0	0	1	54	0	0	0	
Oct 4	at L.A. Rams	P	5	216	43.2	40.0	0	2	50	0	2	16	
Oct 11	at Dallas	P	2	104	52.0	50.5	0	1	55	0	1	3	
Oct 18	vs. Washington*	P	2	70	35.0	34.0	0	1	46	0	1	2	
Oct 22	at Philadelphia	P	6	265	44.2	42.0	0	3	56	0	2	13	
Nov 2	vs. Tampa Bay	P	4	144	36.0	36.0	0	2	38	0	0	0	
Nov 8	at Washington*	P	4	158	39.5	36.5	0	3	49	0	2	12	
Nov 15	vs. Philadelphia*	P	4	213	53.3	53.3	0	4	71	0	0	0	
Nov 29	at Cincinnati*	P	5	233	46.6	37.8	0	2	61	0	2	44	
Dec 6	at Seattle*	P	6	261	43.5	32.7	1	1	49	1	2	12	
Dec 13	vs. Arizona	P	8	390	48.8	36.6	1	1	55	0	6	77	
Dec 20	vs. Cleveland	P	2	69	34.5	31.5	0	1	35	0	1	6	
Dec 27	at Baltimore	P	3	141	47.0	35.0	0	0	54	0	2	36	
Jan 3	vs. Dallas*	P	5	226	45.2	37.6	2	2	51	0	1	-2	
Season Totals			16/0	65	2,911	44.8	38.8	6	28	71	1	25	232

2021 N.Y. GIANTS (4-13)													
PUNTING													
Date	Opponent	P/S	No.	Yds.	Avg.	Net.	TB	In 20	LG	Blk.	Opp. Ret.	Ret. Yds.	
Sept 12	vs. Denver	P	3	162	54.0	39.3	1	0	61	0	2	24	
Sept 16	at Washington	P	3	123	41.0	41.0	0	2	53	0	0	0	
Sept 26	vs. Atlanta	P	5	229	45.8	37.0	1	2	55	0	3	24	
Oct 3	at New Orleans*	P	4	157	39.3	37.0	0	1	51	0	1	9	
Oct 10	at Dallas	P	2	90	45.0	36.5	0	0	50	0	1	17	
Oct 17	vs. L.A. Rams	P	4	210	52.5	43.5	0	0	63	0	3	36	
Oct 24	vs. Carolina*	P	5	229	45.8	39.0	1	1	51	0	2	14	
Nov 1	at Kansas City	P	5	215	43.0	43.0	0	2	51	0	0	0	
Nov 7	vs. Las Vegas*	P	3	146	48.7	47.0	0	3	58	0	1	5	
Nov 22	at Tampa Bay	P	4	193	48.3	46.0	0	3	52	0	1	9	
Nov 28	vs. Philadelphia*	P	5	196	39.2	35.6	0	1	46	0	4	18	
Dec 5	at Miami	P	6	248	41.3	36.8	1	2	46	0	1	7	
Dec 12	at L.A. Chargers	P	5	228	45.6	41.6	1	1	63	0	0	0	
Dec 19	vs. Dallas	P	2	101	50.5	50.5	0	1	51	0	0	0	
Dec 26	at Philadelphia	P	8	294	36.8	28.0	1	3	48	0	4	50	
Jan 2	at Chicago	P	4	156	39.0	38.8	0	1	46	0	1	1	
Jan 9	vs. Washington	P	6	306	51.0	47.2	0	1	56	0	4	23	
Season Totals			17/0	74	3,283	44.4	39.5	6	24	63	0	28	237

2022 L.A. RAMS (5-12)			PUNTING											
Date	Opponent	P/S	No.	Yds.	Avg.	Net.	TB	In 20	LG	Blk.	Opp.	Ret.	Ret.	Yds.
Sept 8	vs. Buffalo	P	4	180	45.0	40.0	0	2	57	0	1	1	20	
Sept 18	vs. Atlanta*	P	0	0	—	—	0	0	0	1	0	0	0	
Sept 25	at Arizona*	P	3	135	45.0	41.0	0	0	51	0	3	3	12	
Oct 3	at San Francisco	P	4	229	57.3	48.8	0	0	60	0	2	2	34	
Oct 9	vs. Dallas	P	5	223	44.6	35.2	0	2	53	1	1	1	12	
Oct 16	vs. Carolina*	P	5	240	48.0	45.6	0	1	60	0	3	3	12	
Oct 30	vs. San Francisco	P	5	253	50.6	43.8	0	1	58	0	3	3	34	
Nov 6	at Tampa Bay	P	9	477	53.0	43.9	0	2	64	0	8	8	82	
Nov 13	vs. Arizona	P	5	252	50.4	38.4	1	0	60	0	3	4	40	
Nov 20	at New Orleans	P	6	286	47.7	41.0	0	1	60	0	4	4	40	
Nov 27	at Kansas City	P	4	180	45.0	45.0	0	2	49	0	1	1	0	
Dec 4	vs. Seattle	P	3	164	54.7	54.7	0	2	60	0	0	0	0	
Dec 8	vs. Las Vegas*	P	3	156	52.0	45.3	1	1	65	0	0	0	0	
Dec 19	at Green Bay	P	4	151	37.8	28.8	0	1	47	0	2	2	36	
Dec 25	vs. Denver*	P	0	0	—	—	0	0	0	0	0	0	0	
Jan 1	at L.A. Chargers	P	5	222	44.4	39.2	0	1	57	0	3	3	26	
Jan 8	at Seattle	P	6	286	47.7	37.0	2	3	67	0	2	2	24	
Season Totals			17/0	71	3,434	48.4	40.8	4	19	67	2	36	372	

2023 DENVER (8-9)			PUNTING											
Date	Opponent	P/S	No.	Yds.	Avg.	Net.	TB	In 20	LG	Blk.	Opp.	Ret.	Ret.	Yds.
Sept 10	vs. Las Vegas	P	2	80	40.0	40.0	0	1	43	0	0	0	0	
Sept 17	vs. Washington	P	3	134	44.7	41.7	0	0	46	0	0	0	0	
Sept 24	at Miami	P	5	234	46.8	40.8	0	3	61	0	0	0	0	
Oct 1	at Chicago*	P	4	163	40.8	38.8	0	2	45	0	0	0	0	
Oct 8	vs. N.Y. Jets	P	4	181	45.3	41.8	0	0	49	0	0	0	0	
Oct 12	at Kansas City	P	5	224	44.8	42.8	0	1	52	0	0	0	0	
Oct 22	vs. Green Bay*	P	3	132	44.0	38.3	0	0	49	0	0	0	0	
Oct 29	vs. Kansas City*	P	4	166	41.5	42.3	0	1	46	0	0	0	0	
Nov 13	at Buffalo*	P	5	242	48.4	37.4	2	2	63	0	0	0	0	
Nov 19	vs. Minnesota*	P	4	217	54.3	42.5	1	0	68	0	0	0	0	
Nov 26	vs. Cleveland*	P	5	226	45.2	43.4	0	1	50	0	0	0	0	
Dec 3	at Houston	P	6	266	44.3	43.2	0	3	57	0	0	0	0	
Dec 10	at L.A. Chargers*	P	7	313	44.7	44.7	0	5	56	0	0	0	0	
Dec 16	at Detroit	P	5	259	51.8	46.2	1	2	56	0	0	0	0	
Dec 24	vs. New England	P	7	301	43.0	39.0	0	2	47	0	0	0	0	
Dec 31	vs. L.A. Chargers*	P	5	243	48.6	42.2	1	3	63	0	0	0	0	
Jan 7	at Las Vegas	P	5	278	55.6	50.8	1	1	64	0	0	0	0	
Season Totals			17/0	79	3,659	46.3	42.3	6	27	68	0	0	0	



PHILLIP DORSETT II

13

WIDE RECEIVER

5-10 • 192 • 10TH YR. • MIAMI (FLA.)

BORN: Jan. 5, 1993, in Fort Lauderdale, Fla.

HIGH SCHOOL: St. Thomas Aquinas High School

ACQUIRED: Free Agent, 2023

NFL YEAR: 10th • YEAR WITH BRONCOS: 2nd

NFL GAMES PLAYED/STARTED: 94/20 • POSTSEASON GP/GS: 6/1



DORSETT II AT A GLANCE:

- A 10th-year wide receiver who has appeared in 94 regular season games (20 starts) with Indianapolis (2015-16), New England (2017-19), Seattle (2020-21), Jacksonville (2021), Houston (2021-22) and Denver (2023).
- Has produced totals of 151 receptions for 2,001 (13.3 avg.) with 12 touchdowns along with 14 rushes for 84 yards (6.0 avg.) in his career.
- Also made six appearances (1 start) in the postseason with New England (2017-19), totaling eight catches for 126 yards (15.8 avg.) with two touchdowns.
- Played in 15 games (4 starts) with Houston in 2022, catching 20 passes for 257 yards (12.9 avg.) with one touchdown.
- Recorded 29 receptions for 397 yards (13.7 avg.) with a career-high five touchdowns in 14 games (4 starts) with New England in 2019.
- Appeared in 16 games (2 starts) in 2018, producing 32 receptions for 290 yards (9.1 avg.) with three touchdowns along with four rushed for 29 yards (7.3 avg.).

- Caught 12 passes for 194 yards (16.2 avg.) and rushed once for seven yards in his first season with the Patriots in 2017.
- Tallied a career-high 528 yards on 33 receptions (16.0 avg.) with two touchdowns and also rushed twice for 10 yards (5.0 avg.) in 2016.
- Played in 11 games in 2015 after being drafted in the first round by Indianapolis (29th overall), totaling 18 catches for 225 yards (12.5 avg.) with one score and three rushed for 17 yards (5.7 avg.).
- Appeared in 45 games (30 starts) in four seasons (2011-14) at the University of Miami (Fla.), where he totaled 121 catches for 2,132 yards (17.6 avg.) with 17 scores.
- Selected by the Indianapolis Colts in the first round (29th overall) in the 2015 NFL Draft.
- Signed by the Broncos to their practice squad on 8/31/23.

CAREER TRANSACTIONS: Signed by Indianapolis as a draft choice 5/27/15; Traded to New England 9/2/17; Signed by New England as an unrestricted free agent 3/19/19; Signed by Seattle as an unrestricted free agent 3/24/20; Signed by Jacksonville as an unrestricted free agent 3/22/21; Released by Jacksonville 8/31/21; Signed by Jacksonville (practice squad) 9/1/21; Released by Jacksonville 9/27/21; Signed by Seattle (practice squad) 9/30/21; Released by Seattle 11/30/21; Signed by Houston (practice squad) 12/4/21; Signed by Las Vegas as an unrestricted free agent 3/16/23; Released by Las Vegas 8/29/23; Signed by Denver (practice squad) 8/31/23; Signed by Denver to a future contract 1/9/24.



2023: Dorsett II appeared in two games for the Broncos after being signed to the club's practice squad... Completed with Las Vegas during training camp and the offseason program.

2022: Dorsett II played in 15 games (4 starts) with Houston, catching 20 passes for 257 yards (12.9 avg.) with one touchdown... Made his first touchdown grab of the season after tallying two catches for 45 yards with a 25-yard score at L.V. (10/23)... Posted three receptions for 69 yards (23.0 avg.) vs. Phi. (11/3)... Made three catches for 45 yards (15.0 avg.) at Ten. (12/24).

2021: Dorsett II appeared in games with Jacksonville, Seattle and Houston, totaling seven catches for 110 yards (15.7 avg.) in six games... Made two catches for 43 yards (21.5 avg.) at Jac. (12/19)... Finished with 55 yards on three receptions (18.3 avg.) vs. LAC (12/26).

2020: Dorsett II missed the entire season after being placed on injured reserve (foot) on Aug. 22.

2019: Dorsett II recorded 29 receptions for 397 yards (13.7 avg.) with a career-high five touchdowns in 14 games (4 starts) with New England... Also rushed three times for 21 yards (7.0 avg.)... Recorded his career-high 95 yards on four receptions (23.8 avg.) with a career-high two touchdown catches vs. Pit. (9/8)... Made three receptions for 39 yards (13.0 avg.) at Mia. (9/15)... Had six catches for 53 yards (8.8 avg.) with one touchdown vs. NYJ (9/22)... Produced 46 receiving yards on three catches (15.3 avg.) with one touchdown at NYJ (10/21)... Finished the game vs. Cle. (10/27) with three catches for 43 yards (14.3 avg.)... Caught his fifth touchdown of the season after recording three catches for 33 yards (11.0 avg.) with one score at Phi. (11/17)... Caught one pass for six yards in New England's AFC Wild Card Game vs. Ten. (1/4).

2018: Dorsett II appeared in 16 games (2 starts), producing 32 receptions for 290 yards (9.1 avg.) with three touchdowns along with four rushed for 29 yards (7.3 avg.)... Helped the Patriots to a Super Bowl championship after playing in all three games, recording five catches for 70 yards (14.0 avg.) with two scores... Started the season off with a career-high seven receptions for 66 yards (9.4 avg.) with one touchdown vs. Hou. (9/9)... Produced 44 yards on five receptions (8.8 avg.) in a start at Jac. (9/16)... Caught four passes for 55 yards (13.8 avg.) with his second touchdown of the season vs. Mia. (9/30)... Made five catches for 34 yards (6.8 avg.) with a touchdown in the season finale vs. NYJ (12/30)... Totaled four catches for 41 yards with a touchdown—his second in as many games—in the AFC Divisional Round vs. LAC (1/13)... Recorded his third straight game with a touchdown catch after he made a 29-yard grab for the score in the AFC Championship at K.C. (1/20).

2017: Dorsett II caught 12 passes for 194 yards (16.2 avg.) and rushed once for seven yards in his first season with the Patriots... Made his first postseason appearance, playing in two games and catching two passes for 50 yards (25.0 avg.)... Recorded three receptions for a season-high 68 yards (22.7 avg.) at N.O. (9/17)... Finished with 26 yards on three catches (8.7 avg.) vs. NYJ (12/31)... Made his first appearance in a postseason contest in the AFC Championship vs. Jac. (1/21), catching one pass for 31 yards... Also tallied one reception for 19 yards in Super Bowl LII vs. Phi. (2/4).

2016: Dorsett II tallied a career-high 528 yards on 33 receptions (16.0 avg.) with two touchdowns and also rushed twice for 10 yards (5.0 avg.)... Posted a season-high 94 yards on four catches (23.5 avg.) in the season opener vs. Det. (9/11)... Made his first career start vs. S.D. (9/25), totaling three receptions for 27 yards (9.0 avg.)... Recorded a career-high 64-yard touchdown pass at Jac. (10/2)... Caught five passes for 33 yards (6.6 avg.) vs. K.C. (10/30)... Made a 50-yard touchdown grab at Min. (12/18)... Produced four receptions for 56 yards (14.0 avg.).

2015: Dorsett II played in 11 games after being drafted in the first round by Indianapolis (29th overall) of the 2015 NFL Draft, totaling 18 catches for 225 yards (12.5 avg.) with one score and three rushed for 17 yards (5.7 avg.)... Made his NFL debut at Buf. (9/13), catching two passes for a season-high 45 yards (22.5 avg.)... Produced 43 yards on two receptions (21.5 avg.)—including his first career touchdown of 35 yards—at Ten. (9/27)... Caught four passes for 28 yards in the final game of the seasons vs. Ten. (1/3).

COLLEGE: Dorsett II appeared in 45 games (30 starts) in four seasons (2011-14) at the University of Miami (Fla.), where he totaled 121 catches for 2,132 yards (17.6 avg.) with 17 scores... Recorded the best mark in yards per catch (23.3) in the NCAA over the course of his final two seasons... Was named second-team All-ACC in 2014 after starting all 13 games played and posting a conference-high 10 touchdowns along with 871 yards on 36 receptions (24.2 avg.)... His 24.2 receiving average that season ranked second in the NCAA... Made appearances in eight games (6 starts) in 2013, where caught 13 passes for 272 yards (20.9 avg.) with two touchdowns... As a sophomore in 2012, led the team with 842 yards and four scores on 58 receptions (14.5 avg.) in 12 games (10 starts).

PERSONAL: Dorsett II attended St. Thomas Aquinas in Fort Lauderdale, Fla., where he recorded 35 receptions for 806 yards and 12 touchdowns as senior... Helped the Raiders to an undefeated season during his senior year... Also returned four kickoffs for touchdowns... Made 30 catches for 594 yards with nine scores as a junior... Phillip Dorsett II was born on Jan. 5, 1993, in Fort Lauderdale, Fla.

DORSETT II'S REGULAR SEASON RECORD

Year	Club	G	S	RECEIVING					RUSHING				SCORING						
				No.	Yds.	Avg.	LG	TD	No.	Yds.	Avg.	LG	TD	TD	TDr	TDr	2pt	Pts.	
2015	Indianapolis	11	0	18	225	12.5	35t	1	3	17	5.7	11	0	1	1	0	0	0	6
2016	Indianapolis	15	7	33	528	16.0	64t	2	2	10	5.0	7	0	2	2	0	0	0	12
2017	New England	15	2	12	194	16.2	39	0	1	7	7.0	7	0	0	0	0	0	0	0
2018	New England	16	2	32	290	9.1	20	3	4	29	7.3	17	0	3	3	0	0	0	18
2019	New England	14	4	29	397	13.7	58t	5	3	21	7.0	9	0	5	5	0	0	0	30
2020	Seattle	INJURED RESERVE (FOOT)																	
2021	Sea./Jac./Hou.	6	0	7	110	15.7	36	0	1	0	0.0	0	0	0	0	0	0	0	0
2022	Houston	15	4	20	257	12.9	34	1	0	0	—	—	0	1	1	0	0	0	6
2023	Denver	2	1	0	0	0	—	0	0	0	—	—	0	0	0	0	0	0	0
CAREER TOTALS		94	20	151	2,001	13.3	64t	12	14	84	6.0	17	0	12	12	0	0	0	72

ADDITIONAL STATISTICS: Kickoff returns — 2015 (1 for 12, 12.0 avg., 12 LG, 0 TD), TOTAL (1 for 12, 12.0 avg., 12 LG, 0 TD). Punt returns — 2015 (2 for 1, 0.5 avg., 1 LG, 0 TD), TOTAL (2 for 1, 0.5 avg., 1 LG, 0 TD). Miscellaneous tackles — 2015 (1), 2017 (2), 2018 (1), 2021 (1), TOTAL (5). One pass attempt that fell incomplete.

DORSETT II'S POSTSEASON RECORD

Year	Club	G	S	RECEIVING					RUSHING				SCORING						
				No.	Yds.	Avg.	LG	TD	No.	Yds.	Avg.	LG	TD	TD	TDr	TDr	2pt	Pts.	
2017	New England	2	0	2	50	25.0	31	0	0	0	—	—	0	0	0	0	0	0	0
2018	New England	3	0	5	70	14.0	29t	2	0	0	—	—	0	2	2	0	0	0	12
2019	New England	1	1	1	6	6.0	6	0	0	0	—	—	0	0	0	0	0	0	0
CAREER TOTALS		6	1	8	126	15.8	31	2	0	0	—	—	0	2	2	0	0	0	12

DORSETT II' SINGLE GAME HIGHS

(Postseason in parentheses)

Receptions — 7, vs. Houston, 9/9/18 (4, vs. L.A. Chargers, 1/13/19). **Receiving yards** — 95, vs. Pittsburgh, 9/8/19 (41, vs. L.A. Chargers, 1/13/19). **Longest reception** — 64t, at Jacksonville, 10/2/16 (31, vs. Jacksonville, 1/21/18). **Receiving touchdowns** — 2, vs. Pittsburgh, 9/8/19 (1, twice, last: at Kansas City, 1/20/19).

PHILLIP DORSETT II'S CAREER GAME-BY-GAME

(Victories asterisked)

2015 INDIANAPOLIS (8-6)			RECEIVING					SCORING				
Date	Opponent	P/S	No.	Yds.	Avg.	LG	TD	2pt.	Pts.			
Sept 13	at Buffalo	P	2	45	22.5	29	0	0	0			
Sept 21	vs. N.Y. Jets	P	1	25	25.0	25	0	0	0			
Sept 27	at Tennessee*	P	2	43	21.5	35t	1	0	0			
Oct 4	vs. Jacksonville*	P	2	7	3.5	6	0	0	0			
Oct 8	at Houston*	P	1	9	9.0	9	0	0	0			
Oct 18	vs. New England	P	2	30	15.0	17	0	0	0			
Oct 25	vs. New Orleans	P	1	8	8.0	8	0	0	0			
Games 8-12 INACTIVE												
Dec 13	at Jacksonville	P	0	0	—	—	0	0	0			
Dec 20	vs. Houston	P	1	1	1.0	1	0	0	0			
Dec 27	at Miami*	P	2	29	14.5	22	0	0	0			
Jan 3	vs. Tennessee*	P	4	28	7.0	11	0	0	0			
Season Totals			11/0	18	225	12.5	35t	1	0	6		

2016 INDIANAPOLIS (8-8)			RECEIVING					SCORING		
Date	Opponent	P/S	No.	Yds.	Avg.	LG	TD	2pt.	Pts.	
Sept 11	vs. Detroit	P	4	94	23.5	51	0	0	0	
Sept 18	at Denver	P	1	30	30.0	30	0	0	0	
Sept 25	vs. San Diego*	S	3	27	9.0	18	0	0	0	
Oct 2	at Jacksonville	S	1	64	64.0	64t	1	0	6	
Oct 9	vs. Chicago*	S	2	26	13.0	21	0	0	0	
Oct 16	at Houston	S	2	12	6.0	6	0	0	0	
Oct 23	at Tennessee*									
Oct 30	vs. Kansas City	P	5	33	6.6	13	0	0	0	
Nov 6	at Green Bay*	P	2	28	14.0	15	0	0	0	
Nov 20	vs. Tennessee*	P	1	50	50.0	50	0	0	0	
Nov 24	vs. Pittsburgh	S	3	31	10.3	16	0	0	0	
Dec 5	at N.Y. Jets	P	0	0	—	—	0	0	0	
Dec 11	vs. Houston	P	3	19	6.3	8	0	0	0	
Dec 18	at Minnesota*	S	1	50	50.0	50t	1	0	6	
Dec 24	at Oakland	P	1	8	8.0	8	0	0	0	
Jan 1	vs. Jacksonville*	S	4	56	14.0	21	0	0	0	
Season Totals			15/7	33	528	16.0	64t	2	0	12

2017 NEW ENGLAND (13-3)			RECEIVING					SCORING		
Date	Opponent	P/S	No.	Yds.	Avg.	LG	TD	2pt.	Pts.	
Sept 7	vs. Kansas City	P	0	0	—	—	0	0	0	
Sept 17	at New Orleans*	P	3	68	22.7	38	0	0	0	
Sept 24	vs. Houston*	P	0	0	—	—	0	0	0	
Oct 1	vs. Carolina	P	1	17	17.0	17	0	0	0	
Oct 5	at Tampa Bay*	P	0	0	—	—	0	0	0	
Oct 15	at N.Y. Jets*	P	0	0	—	—	0	0	0	
Oct 22	vs. Atlanta*	S	0	0	—	—	0	0	0	
Oct 29	vs. L.A. Chargers*	P	0	0	—	—	0	0	0	
Nov 12	at Denver*	S	2	16	8.0	11	0	0	0	
Nov 19	at Oakland*	P	0	0	—	—	0	0	0	
Nov 26	vs. Miami*	P	1	39	39.0	39	0	0	0	
Dec 3	at Buffalo*	P	0	0	—	—	0	0	0	
Dec 11	at Miami									
Dec 17	at Pittsburgh*	P	1	4	4.0	4	0	0	0	
Dec 24	vs. Buffalo*	P	1	24	24.0	24	0	0	0	
Dec 31	vs. N.Y. Jets*	P	3	26	8.7	11	0	0	0	
Season Totals			15/2	12	194	16.2	39	0	0	0
Jan 21	vs. Jacksonville* [#]	P	1	31	31.0	31	0	0	0	
Feb 4	vs. Philadelphia ^{\$}	P	1	19	19.0	19	0	0	0	
Postseason Totals			2/0	2	50	25.0	31	0	0	0

[#]AFC Championship Game; ^{\$}Super Bowl

2018 NEW ENGLAND (11-5)			RECEIVING					SCORING		
Date	Opponent	P/S	No.	Yds.	Avg.	LG	TD	2pt.	Pts.	
Sept 9	vs. Houston*	P	7	66	9.4	14	1	0	6	
Sept 16	at Jacksonville	S	5	44	8.8	19	0	0	0	
Sept 23	at Detroit	S	0	0	—	—	0	0	0	
Sept 30	vs. Miami*	P	4	55	13.8	20	1	0	6	
Oct 4	vs. Indianapolis*	P	3	25	8.3	16	0	0	0	
Oct 14	vs. Kansas City*	P	0	0	—	—	0	0	0	
Oct 21	at Chicago*	P	1	8	8.0	8	0	0	0	
Oct 29	at Buffalo*	P	0	0	—	—	0	0	0	
Nov 4	vs. Green Bay*	P	3	30	10.0	17	0	0	0	
Nov 11	at Tennessee	P	2	18	9.0	11	0	0	0	
Nov 25	at N.Y. Jets*	P	2	10	5.0	7	0	0	0	
Dec 2	vs. Minnesota*	P	0	0	—	—	0	0	0	
Dec 9	at Miami	P	0	0	—	—	0	0	0	
Dec 16	at Pittsburgh	P	0	0	—	—	0	0	0	
Dec 23	vs. Buffalo*	P	0	0	—	—	0	0	0	
Dec 30	vs. N.Y. Jets*	P	5	34	6.8	9t	1	0	6	
Season Totals			16/2	32	290	9.1	20	3	0	18
Jan 13	vs. L.A. Chargers* ^{††}	P	4	41	10.3	15t	1	0	6	
Jan 20	at Kansas City* [#]	P	1	29	29.0	29t	1	0	6	
Feb 3	at L.A. Rams* ^{\$}	P	0	0	—	—	0	0	0	
Postseason Totals			3/0	5	70	14.0	29t	2	0	12

^{††}AFC Divisional Playoff Game; [#]AFC Championship Game; ^{\$}Super Bowl

2019 NEW ENGLAND (12-4)			RECEIVING					SCORING	
Date	Opponent	P/S	No.	Yds.	Avg.	LG	TD	2pt.	Pts.
Sept 8	vs. Pittsburgh*	P	4	95	23.8	58t	2	0	12
Sept 15	at Miami*	P	3	39	13.0	18	0	0	0
Sept 22	vs. N.Y. Jets*	P	6	53	8.8	25t	1	0	6
Sept 29	at Buffalo*	P	2	10	5.0	5	0	0	0
Oct 6	at Washington*	P	0	0	—	—	0	0	0
Oct 10	at N.Y. Giants*					INACTIVE			
Oct 21	at N.Y. Jets*	S	3	46	15.3	26t	1	0	6
Oct 27	vs. Cleveland*	S	3	43	14.3	33	0	0	0
Nov 3	at Baltimore	S	2	13	6.5	7	0	0	0
Nov 17	at Philadelphia*	S	3	33	11.0	15t	1	0	6
Nov 24	vs. Dallas*					INACTIVE			
Dec 1	at Houston	P	2	15	7.5	9	0	0	0
Dec 8	vs. Kansas City	P	0	0	—	—	0	0	0
Dec 15	at Cincinnati*	P	0	0	—	—	0	0	0
Dec 21	vs. Buffalo*	P	0	0	—	—	0	0	0
Dec 29	vs. Miami	P	1	50	50.0	50	0	0	0
Season Totals		14/4	29	397	13.7	58t	5	0	30
Jan 4	vs. Tennessee	P	1	6	6.0	6	0	0	0

Postseason Totals **1/1** **1** **6** **6.0** **6** **0** **0** **0**

§AFC Wild Card Game

2021 SEA. (7-10)/JAC. (3-14)/HOU. (4-13)			RECEIVING					SCORING	
Date	Opponent	P/S	No.	Yds.	Avg.	LG	TD	2pt.	Pts.
Games 1-2						PRACTICE SQUAD			
Sept 26	vs. Arizona	P	0	0	—	—	0	0	0
	RELEASED BY JACKSONVILLE ON SEPT. 27/SIGNED BY SEATTLE (PRACTICE SQUAD) ON SEPT. 30								
Oct 3	at San Francisco*					PRACTICE SQUAD			
Oct 7	vs. L.A. Rams	P	0	0	—	—	0	0	0
Oct 17	at Pittsburgh	P	1	3	3.0	3	0	0	0
Oct 25	vs. New Orleans					PRACTICE SQUAD			
	RELEASED BY SEATTLE ON NOV. 30/SIGNED BY HOUSTON (PRACTICE SQUAD) ON DEC. 4								
Dec 5	vs. Indianapolis					PRACTICE SQUAD			
Dec 12	vs. Seattle	P	1	9	9.0	9	0	0	0
Dec 19	at Jacksonville*	P	2	43	21.5	33	0	0	0
Dec 26	vs. L.A. Chargers*	P	3	55	18.3	36	0	0	0
Games 16-17						PRACTICE SQUAD			
Season Totals		6/0	7	110	15.7	36	0	0	0

2022 HOUSTON (3-13-1)			RECEIVING					SCORING	
Date	Opponent	P/S	No.	Yds.	Avg.	LG	TD	2pt.	Pts.
Sept 11	vs. Indianapolis	P	0	0	—	—	0	0	0
Sept 18	at Denver					INACTIVE			
Sept 25	at Chicago	P	1	15	15.0	15	0	0	0
Oct 2	vs. L.A. Chargers	P	0	0	—	—	0	0	0
Oct 9	at Jacksonville*	P	0	0	—	—	0	0	0
Oct 23	at Las Vegas	P	2	45	22.5	25t	1	0	6
Oct 30	vs. Tennessee	S	1	6	6.0	6	0	0	0
Nov 3	vs. Philadelphia	S	3	69	23.0	34	0	0	0
Nov 13	at N.Y. Giants	P	2	22	11.0	18	0	0	0
Nov 20	vs. Washington	P	0	0	—	—	0	0	0
Nov 27	at Miami	P	1	5	5.0	5	0	0	0
Dec 4	vs. Cleveland	S	2	18	9.0	11	0	0	0
Dec 11	at Dallas	S	2	18	9.0	9	0	0	0
Dec 18	vs. Kansas City	P	0	0	—	—	0	0	0
Dec 24	at Tennessee*	P	3	45	15.0	20	0	0	0
Jan 1	vs. Jacksonville	P	3	14	4.7	7	0	0	0
Jan 8	at Indianapolis*					INACTIVE			
Season Totals		15/4	20	257	12.9	34	1	0	6

2023 DENVER (8-9)			RECEIVING					SCORING	
Date	Opponent	P/S	No.	Yds.	Avg.	LG	TD	2pt.	Pts.
Sept 10	vs. Las Vegas	P	0	0	—	—	0	0	0
Games 2-15						PRACTICE SQUAD			
Dec 31	vs. L.A. Chargers*	S	0	0	—	—	0	0	0
Jan 7	at Las Vegas					PRACTICE SQUAD			
Season Totals		2/1	0	0	—	—	0	0	0



GREG DULCICH

80

TIGHT END



6-4 • 245 • 3RD YR. • UCLA

BORN: March 26, 2000, in Glendale, Calif.

HIGH SCHOOL: St. Francis High School, La Cañada Flintridge, Calif.

ACQUIRED: Draft #3 (80th overall), 2022

NFL YEAR: 3rd • **YEAR WITH BRONCOS:** 3rd

NFL GAMES PLAYED/STARTED: 12/7

DULCICH AT A GLANCE:

- A third-year tight end who appeared in 12 games (7 starts) with Denver (2022-23), posting 436 yards and two touchdowns on 36 catches (12.1 avg.).
- Started 6-of-10 games played in 2022, catching 33 passes for 411 yards (12.5 avg.) with two scores in his rookie season.
- Appeared in 33 games (17 starts) over four seasons (2018-21) at UCLA, recording 77 receptions for 1,353 yards (17.6 avg.) with 11 touchdowns.
- Earned semifinalist recognition for the John Mackey Award (nation's top tight end) in 2021 after posting 42 catches for 725 yards (17.3 avg.) with five touchdowns in 12 games (all starts).
- Appeared in seven games (five starts) in 2020, totaling 26 receptions for 517 yards (19.9 avg.) with five touchdowns.
- Tallied eight receptions for 105 yards (13.1 avg.) with one score in 11 games played in 2019.
- Played three games, collecting one catch for six yards (6.0 yds.) as a true freshman in 2018.
- Prepped at St. Francis High School in La Cañada Flintridge, Calif., where he caught 50 passes for 1,168 yards (23.4 avg.) with 12 touchdowns as a senior.
- Selected by the Broncos in the third round (80th overall) of the 2022 NFL Draft.

CAREER TRANSACTIONS: Signed by Denver as a draft choice 5/13/22.



2023: Dulcich missed Games 2-5 after being placed on injured reserve (hamstring) on Sept. 16... Missed Games 7-17 after being placed on injured reserve (hamstring) on Oct. 21.

2022: Dulcich appeared in 10 games (6 starts) in his rookie season after being selected by the Broncos in the third round (80th overall) of the 2022 NFL Draft, posting 411 yards and two touchdowns on 33 catches (12.5 avg.)... His 411 receiving yards were the second-most by a Broncos rookie tight end, behind only TE Noah Fant (562, 2019), and the second-most among rookie tight ends from the 2022 draft... Nabbed a touchdown pass in his NFL debut, a 39-yard strike from QB Russell Wilson, to become just the third Bronco tight end to catch a touchdown pass in his NFL debut... Tallied a career-high 87 yards on four receptions (21.8 avg.) at Jac. (10/30)... Had the most receiving yards in Week 13 by a tight end (85) on six catches (14.2 avg.) at Bal. (12/4)... Made three catches for 42 yards (14.0 avg.) vs. K.C. (12/11)... Caught his second career touchdown pass and produced 39 yards on four catches (9.8 avg.) at LAR (12/25)... Was placed on injured reserve (hamstring) for Weeks 1-5 and Weeks 17-18.

COLLEGE: Dulcich appeared in 33 games (17 starts) over four seasons (2018-21) at UCLA, recording 77 receptions for 1,353 yards (17.6 avg.) with 11 touchdowns... Named first-team All-Pac 12 by league coaches, and earned semifinalist recognition for the John Mackey Award (nation's top tight end) after starting all 12 games played in 2021, registering 42 receptions for 725 yards (17.3 avg.) with five touchdowns... His 17.3 yards per catch ranked No. 3 among the nation's tight ends, and his 60.4 receiving yards per game ranked fifth in the Pac-12... Recorded the eighth-most touchdowns (5) in the Pac-12... Voted second-team All-Pac 12 by league coaches and the Associated Press after posting 26 catches for 517 yards (19.9 avg.) with five scores as a junior... Registered the nation's second-highest receiving yards per contest (73.9) among players in his position group.

PERSONAL: Dulcich prepped at St. Francis High School in La Cañada Flintridge, Calif., where he was a three-star recruit... Caught 50 passes for 1,168 yards and 12 touchdowns as a senior and added 21 tackles on defense... Majored in political science at UCLA... Was named to the Athletic Director's Honor Roll in eight different semesters... Was awarded a scholarship in the spring of 2020... Greg Dulcich was born on March 26, 2000, in Glendale, Calif.

DULCICH'S REGULAR SEASON RECORD

Year	Club	G	S	RECEIVING				RUSHING				SCORING							
				No.	Yds.	Avg.	LG	TD	No.	Yds.	Avg.	LG	TD	TD	TDr	Tdp	TDrT	2pt	Pts.
2022	Denver	10	6	33	411	12.5	39t	2	0	0	—	—	0	2	0	2	0	0	12
2023	Denver	2	1	3	25	8.3	13	0	0	0	—	—	0	0	0	0	0	0	0
CAREER TOTALS		12	7	36	433	12.1	39t	2	0	0	—	—	0	2	0	2	0	0	12

DULCICH'S SINGLE-GAME HIGHS

(Postseason in parentheses)

Receptions — 6, twice, last: at Baltimore, 12/4/22 (none). **Receiving yards** — 87, at Jacksonville, 10/30/22 (none). **Longest reception** — 39t, at L.A. Chargers, 10/17/22 (none). **Receiving touchdowns** — 1, twice, last: at L.A. Rams, 12/25/22 (none).

GREG DULCICH'S CAREER GAME-BY-GAME

(Victories asterisked)

2022 DENVER (5-12)			RECEIVING				SCORING		
Date	Opponent	P/S	No.	Yds.	Avg.	LG	TD	2pt.	Pts.
Games 1-5			INJURED RESERVE						
Oct 17	at L.A. Chargers	P	2	44	22.0	39t	1	0	6
Oct 23	vs. N.Y. Jets	P	6	51	8.5	16	0	0	0
Oct 30	at Jacksonville*	S	4	87	21.8	38	0	0	0
Nov 13	at Tennessee	S	1	11	11.0	11	0	0	0
Nov 20	vs. Las Vegas	S	4	30	7.5	15	0	0	0
Nov 27	at Carolina	P	1	11	5.5	9	0	0	0
Dec 4	at Baltimore	P	6	85	14.2	30	0	0	0
Dec 11	vs. Kansas City	S	3	42	14.0	23	0	0	0
Dec 18	vs. Arizona*	S	1	11	11.0	11	0	0	0
Dec 25	at L.A. Rams	S	4	39	9.8	11t	1	0	6
Games 16-17			INJURED RESERVE						
Season Totals		10/6	33	411	12.5	39t	2	0	12

2023 DENVER (1-5)			RECEIVING				SCORING		
Date	Opponent	P/S	No.	Yds.	Avg.	LG	TD	2pt.	Pts.
Games 2-5			INJURED RESERVE						
Sept 10	vs. Las Vegas	S	2	22	11.0	13	0	0	0
Games 7-17			INJURED RESERVE						
Oct 12	at Kansas City	P	1	3	3.0	3	0	0	0
Season Totals		2/1	3	25	8.3	13	0	0	0



ALEX FORSYTH

54

CENTER

6-4 • 312 • 2ND YR. • OREGON

BORN: Feb. 13, 1999, in West Linn, Ore.

HIGH SCHOOL: West Linn (Ore.) High School

ACQUIRED: Draft #7 (257th overall), 2023

NFL YEAR: 2nd • **YEAR WITH BRONCOS:** 2nd

NFL GAMES PLAYED/STARTED: 0/0

FORSYTH AT A GLANCE:

- A second-year center who made the 53 roster as a rookie in 2023 after being drafted in the seventh-round (257th overall) by the Broncos
- Started 28-of-39 games played at the University of Oregon from 2018-22, making appearances at center, left guard, right guard and right tackle.
- Started 12 games in 2022, earning first-team All-Pac-12 honors by the league's coaches and became the first Oregon offensive lineman to be named a FWA All-American since 2019.
- Selected second-team All-Pac-12 by the conference coaches for the second straight season in 2021 after appearing in 10 games (9 starts) at center.
- Named to the All-Pac-12 second team by the league's coaches after starting all seven games he appeared in at center during the 2020 season.
- Saw action in five games in each of the 2018 and '19 seasons, making appearances at left guard, right guard and right tackle.
- Attended West Linn (Ore.) High School, where he was named first-team 6A All-State and helped the Lions to an undefeated season as a senior.
- Named first-team 6A All-State and first-team All-Three Rivers League as a junior to help West Linn to a state runner-up finish.
- Selected by the Broncos in the seventh round (257th overall) of the 2023 NFL Draft.

CAREER TRANSACTIONS: Signed by Denver as a draft pick 5/12/23.


2023: Forsyth made the 53-man roster as a rookie after being drafted in the seventh-round (257th overall) by the Broncos.

COLLEGE: Forsyth started 28-of-39 games he appeared in at the University of Oregon, making appearances at center, left guard, right guard and right tackle... Started 12 games at center in 2022, earning first-team All-Pac-12 accolades by the league's coaches and second-team All-Pac-12 by the Associated Press... Became the first Oregon offensive lineman to be named a FWAA All-American since 2019... Earned Pac-12 Offensive Lineman of the Week vs. UCLA (10/22)... Was named second-team All-Pac-12 for the second year in a row in 2021 by the league's coaches after playing in 10 games (9 starts) at center... Was named Pac-12 Offensive Lineman of the Week after helping the Ducks to an upset win at Ohio State (9/11)... Earned second-team All-Pac-12 honors in 2020 after starting all seven games at center... Led the team with 440 offensive snaps and allowed only one sack and four pressures on 231 pass-blocking downs... In 2019, appeared in five games at left guard, right guard and right tackle, totaling 47 snaps... Played in five games in 2018 after redshirting his freshman season, totaling 44 snaps at left guard, right guard and right tackle.

PERSONAL: Forsyth attended West Linn (Ore.) High School, where he was a key contributor to the program's success during his final two seasons there... As a senior, he helped the Lions to an undefeated record and state title while earning first-team 6A All-State honors... Paved the way for an offense that averaged 507.7 yards per game and 203.1 rushing yards per game during that senior season... Also named first-team 6A All-State as a junior, helping the Lions to a state runner-up finish... Majored in advertising at the University of Oregon... Alex Forsyth was born on Feb. 13, 1999, in West Linn, Ore.

FORSYTH'S REGULAR SEASON RECORD

Year	Club	G	S
2023	Denver	0	0
CAREER TOTALS		0	0



MITCHELL FRABONI

48

LONG SNAPPER

6-2 • 223 • 3RD YR. • ARIZONA STATE

BORN: October 28, 1996, in Phoenix

HIGH SCHOOL: Mountain Pointe High School, Phoenix

ACQUIRED: Free Agent, 2022

NFL YEAR: 3rd • **YEAR WITH BRONCOS:** 3rd

NFL GAMES PLAYED/STARTED: 21/0



FRABONI AT A GLANCE:

- A third-year long snapper who has appeared in 21 games with the Broncos (2022-23), totaling 11 special-teams tackles and one forced fumble during his career.
- Appeared in 16 games in 2023, totaling six special-teams tackles and one forced fumble.
- Played for the Pittsburgh Maulers of the United States Football League in the summer of 2022.
- Played collegiately as a long snapper at Arizona State, where he appeared in 42 games, logging 13 tackles (8 solo) and one fumble recovery.
- Entered the NFL as a college free agent with Houston on June 14, 2021.
- Joined the Broncos as a free agent on October 11, 2022.

CAREER TRANSACTIONS: Signed by Houston as a free agent 6/14/21; Waived by Houston 7/26/21; Signed by Houston 8/2/21; Waived by Houston 8/10/21; Signed by Denver (practice squad) 10/11/22; Signed by Denver (active roster) 10/24/22.



2023: Fraboni played in 17 games for the Broncos, totaling six special-teams tackles and one forced fumble... Made one tackle on special teams vs. Was. (9/17)... Assisted on one special-teams tackle and also forced one fumble at K.C. (10/12)... Had one solo special-teams tackle in the win vs. K.C. (10/29)... Assisted on one special-teams tackle vs. Cle. (11/26)... Made one assisted special-teams tackle vs. LAC (12/31).

2022: Fraboni appeared in four games with Denver, totaling five special-teams tackles in 40 special-teams snaps.. Nabbed two special-teams tackles at Ten. (11/13).


COLLEGE: Fraboni played in 42 games in four seasons at Arizona State... Was credited with 13 tackles (8 solo) and one fumble recovery during his career with the Sun Devils... Was voted a Phil Steele third-team All-America long snapper in 2017... Tied for the team lead with five special-teams tackles as a sophomore.

PERSONAL: Fraboni attended Mountain Pointe High School in Phoenix, where he played defensive end, tight end and long snapper... Helped Mountain Pointe to it's first Arizona State title... Finished his high school career with 68 tackles (49 solo) and 10 sacks... Mitchell Fraboni was born on October 28, 1996 in Phoenix.

FRABONI'S REGULAR SEASON RECORD

Year	Club	G	S
2022	Denver	4	0
2023	Denver	17	0
CAREER TOTALS		21	0

ADDITIONAL STATISTICS: *Special-teams tackles — 2022 (5), 2023 (6), TOTAL (11). Special-teams forced fumbles — 2023 (1), TOTAL (1).*



JOHN FRANKLIN-MYERS 98

DEFENSIVE END

6-4 • 228 • 7TH YR. • STEPHEN F. AUSTIN

BORN: Sept. 29, 1996, in Greenville, Texas

HIGH SCHOOL: Greenville (Texas) High School

ACQUIRED: Trade (N.Y. Jets), 2024

NFL YEAR: 7th • **YEAR WITH BRONCOS:** 1st

NFL GAMES PLAYED/STARTED: 81/52 • **POSTSEASON GP/GS:** 3/0



FRANKLIN-MYERS AT A GLANCE:

- A seventh-year defensive end who has appeared in 81 games (52 starts) and three post-season games with the Rams (2018) and Jets (2019-23), totaling 135 tackles (62 solo), 19.5 sacks (159.5 yds.), one interception (32 yds.), seven passes defended, two forced fumbles and three fumble recoveries.
- Started all 17 games in 2023 and recorded a combined 33 tackles (15 solo), 3.5 sacks (37.5 yds.) and a career-high three passes defended.
- Totaled a career-high 38 tackles (16 solo), five sacks (39 yds.) and one pass defended in 17 starts in 2022.
- Finished the 2021 season with 35 tackles (17 solo), a career-high six sacks (44 yds.), one interception (32 yds.), one pass defended and one forced fumble.
- In 2020, played in 15 games (2 starts) with the Jets, totaling 19 tackles (8 solo), three sacks (25 yds.), two passes defended and two forced fumbles.
- Played at Stephen F. Austin State University (2014-17), where he appeared in 41 games (33 starts) and totaled 130 tackles (70 solo), 17.5 sacks (124 yds.), two fumble recoveries (9 yds.) and five forced fumbles.
- Was a one-time All-Southland Conference selection and two-time second-team All-Southland Conference honoree with the Lumberjacks.
- Selected by the Rams in the fourth round (135th overall) of the 2018 NFL Draft.
- Traded to Denver from the N.Y. Jets on April 29, 2024.

CAREER TRANSACTIONS: Signed by L.A. Rams as a draft choice 4/27/24; Waived by L.A. Rams 8/31/19; Acquired via Waivers by N.Y. Jets 9/1/19; Re-Signed by N.Y. Jets 10/8/21; Traded to Denver 4/29/24.



2023: Franklin-Myers started all 17 games and recorded a combined 33 tackles (15 solo), 3.5 sacks (37.5 yds.) and a career-high three passes defended... Anchored a defensive line that helped the Jets rank first in the league in yards allowed per play (4.57), second in passing defense (168.3 ypg) and third in total defense (292.3 ypg)... Totaled four tackles (1 solo) and one nine-yard sack in the season-opener vs. Buf. (9/11)... Made four tackles (1 solo) at NYG (10/29)... Recorded his second sack of the season with one quarterback takedown (11 yds.) in addition to two tackles (1 solo) and a career-high three passes defended vs. LAC (11/6)... Tallied a sack in a second consecutive game after taking down Raiders QB Aidan O'Connell for an 11-yard loss along with two tackles (1 solo) at L.V. (11/12)... Finished with four tackles (2 solo)—including assisting on one sack (6.5 yds.)—vs. Was. (12/24).

2022: Franklin-Myers totaled a career-high 38 tackles (16 solo), five sacks (39 yds.) and one pass defended in 17 starts... Played on a defense that finished fourth in the league in total defense (311.1 ypg), third in passing defense (189.4 ypg) and second in yards per play (4.8)... Set a career-high seven tackles (3 solo) at Pit. (10/2)... Assisted on one sack (2.5 yds.) in addition to recording two tackles (1 solo) and one pass defended vs. Mia. (10/9)... Registered two tackles (1 solo) and one sack (7 yds.) at G.B. (10/16)... Tallied one sack (5 yds.) and three tackles (2 solo) vs. N.E. (10/30)... Assisted on three tackles and recorded one sack (9 yds.) at N.E. (11/20)... Recorded three tackles (1 solo) and assisted on one sack (3.5 yds.) vs. Chi. (11/27)... Recorded his fifth sack of the season with one quarterback takedown (12 yds.) in addition to four tackles (1 solo) at Sea. (1/1).

2021: Franklin-Myers finished the season with 35 tackles (17 solo), a career-high six sacks (44 yds.), one interception (32 yds.), one pass defended and one forced fumble... Made three tackles (2 solo) and had one sack (9 yds.) in the season opener at Car. (9/12)... Posted one sack (10 yds.) in his second consecutive game in addition to making three tackles (1 solo) and forcing one fumble vs. N.E. (9/19)... Posted five tackles (1 solo) at Den. (9/26)... Notched four tackles (3 solo) and one sack (8 yds.) vs. Ten. (10/3)... Talled his fourth sack of the season along with three tackles (2 solo) at Ind. (11/4)... Set a career-high two sacks (17 yds.) and intercepted his first career pass (32 yds.) in addition to making three solo tackles at Hou. (11/28).

2020: Franklin-Myers played in 15 games (2 starts) with the Jets, totaling 19 tackles (8 solo), three sacks (25 yds.), two passes defended and two forced fumbles... Talled an 11-yard sack along with four tackles (2 solo) vs. Ari. (10/11)... Recovered one fumble vs. Buf. (10/25)... Made three tackles (1 solo) in his first career start at K.C. (11/1)... Posted one solo tackle—including one sack (5 yds.)—in a win at LAR (12/20)... Broke up one pass and recovered one fumble in addition to posting three tackles (1 solo) and one sack (9 yds.) vs. Cle. (12/27).

2019: Franklin-Myers was made inactive by the N.Y. Jets for the first three weeks of the season... Was picked up by the Jets off waivers after being cut by the L.A. Rams after training camp... Missed Weeks 5-17 after being placed on injured reserve on Oct. 4.

2018: Franklin-Myers played in all 16 games after being drafted by the L.A. Rams in the fourth round (135th overall) in the 2018 NFL Draft... Finished with 10 tackles (6 solo), two sacks (14 yds.), one forced fumble and one fumble recovery... Made his NFL debut in Week 1 at Oak. (9/10), totaling two tackles (1 solo)... Forced one fumble and recorded his first career sack (4 yds.) vs. Min. (9/27)... Recovered his first career fumble vs. K.C. (11/19)... Notched his second sack of the season (10 yds.) at Chi. (12/9).

COLLEGE: Franklin-Myers played at Stephen F. Austin State University, where he played in 41 games (33 starts) in four seasons (2014-17)... Produced 130 tackles (70 solo), 17.5 sacks (124 yds.), two fumble recoveries (9 yds.) and five forced fumbles... Named second-team All-Southland Conference as a senior in 2017 after playing 11 games (10 starts), totaling 55 tackles (27 solo), 3.5 sacks (24 yds.) and one forced fumble... Appeared in all 11 games (9 starts) in 2016 on his way to first-team All-Southland Conference honors, totaling 32 tackles (20 solo), eight sacks (59 yds.), two fumble recoveries (9 yds.) and four forced fumbles... Finished with 32 tackles (17 solo), six sacks (41 yds.) and five quarterback hits in 11 games (4 starts) in 2015 to earn second-team All-Southland Conference honors.

PERSONAL: Franklin-Myers attended Greenville (Texas) High School, where he was a three-year defensive starter, two-time first-team all-district and one-time honorable mention all-district... Was also named Defensive MVP twice for the program... Additionally lettered in basketball as well as track and field... John Franklin-Myers as born on Sept. 29, 1996 in Greenville, Texas.

FRANKLIN-MYERS' REGULAR SEASON RECORD

Year	Club	G	S	UT	A	TT	S-Yds.	I-Yds.	PD	FF	FR	TD-Int.	TD-FR	S	Pts.
2018	L.A. Rams	16	0	6	4	10	2-14	0-0	0	1	1	0	0	0	0
2020	N.Y. Jets	15	2	8	11	19	3-25	0-0	2	0	2	0	0	0	0
2021	N.Y. Jets	16	16	17	18	35	6-44	1-32	1	1	0	0	0	0	0
2022	N.Y. Jets	17	17	16	22	38	5-39	0-0	1	0	0	0	0	0	0
2023	N.Y. Jets	17	17	15	18	33	3.5-37.5	0-0	3	0	0	0	0	0	0
CAREER TOTALS		81	52	62	73	135	19.5-159.5	1-32	7	2	3	0	0	0	0

FRANKLIN-MYERS' POSTSEASON RECORD

Year	Club	G	S	UT	A	TT	S-Yds.	I-Yds.	PD	FF	FR	TD-Int.	TD-FR	S	Pts.
2019	L.A. Rams	3	0	2	1	3	1-9	0-0	0	1	0	0	0	0	0
CAREER TOTALS		3	0	2	1	3	1-9	0-0	0	1	0	0	0	0	0

FRANKLIN-MYERS' SINGLE GAME HIGHS

(Postseason in parentheses)

Tackles — 7, at Pittsburgh, 10/2/22 (2, at New Orleans, 1/20/19). **Interceptions** — 1, at Houston, 11/28/21 (none). **Interception yards** — 32, at Houston, 11/28/21 (none). **Sacks** — 2, at Houston, 11/28/21 (1, vs. New England, 2/3/19). **Sack yards** — 17, at Houston, 11/28/21 (9, vs. New England, 2/3/19). **Forced Fumble** — 1, twice, last: vs. New England, 9/19/21 (1, vs. New England, 2/3/19). **Fumble Recoveries** — 1, 3x, last: vs. Cleveland, 12/27/20 (none). **Pass defended** — 3, vs. L.A. Chargers, 11/6/23 (none).

Did You Know?

The Broncos' 13-10 win against the Boston Patriots at Boston University Field on Friday, Sept. 9, 1960, in front of 21,597 fans did more than mark the franchise's first victory in its first-ever regular-season game. Denver's contest at Boston also was the first regular-season game in American Football League history.

Halfback Al Carmichael also was credited with scoring the first touchdown in AFL (and Broncos) history in that game. On the first play of the second quarter, he took a short pass from quarterback Frank Tripucka along the right flat and reversed direction, going 59 yards down the left sideline for a touchdown that gave Denver a 7-3 lead.

JOHN FRANKLIN-MYERS' CAREER GAME-BY-GAME

(Victories asterisked)

2018 L.A. RAMS (13-3)		TACKLES									
Date	Opponent	P/S	UT	A	TT	S-Yds.	I-Yds.	PD	FF	FR	
Sept 10	at Oakland*	P	1	1	2	0-0	0-0	0	0	0	
Sept 16	vs. Arizona*	P	2	0	2	0-0	0-0	0	0	0	
Sept 23	vs. L.A. Chargers*	P	0	0	0	0-0	0-0	0	0	0	
Sept 27	vs. Minnesota*	P	1	0	1	1-4	0-0	0	1	0	
Oct 7	at Seattle*	P	0	0	0	0-0	0-0	0	0	0	
Oct 14	at Denver*	P	1	1	2	0-0	0-0	0	0	0	
Oct 21	at San Francisco*	P	0	0	0	0-0	0-0	0	0	0	
Oct 28	vs. Green Bay*	P	0	0	0	0-0	0-0	0	0	0	
Nov 4	at New Orleans	P	0	0	0	0-0	0-0	0	0	0	
Nov 11	vs. Seattle*	P	0	1	1	0-0	0-0	0	0	0	
Nov 19	vs. Kansas City*	P	0	0	0	0-0	0-0	0	0	1	
Dec 2	at Detroit*	P	0	0	0	0-0	0-0	0	0	0	
Dec 9	at Chicago	P	1	0	1	1-10	0-0	0	0	0	
Dec 16	vs. Philadelphia	P	0	0	0	0-0	0-0	0	0	0	
Dec 23	at Arizona*	P	0	0	0	0-0	0-0	0	0	0	
Dec 30	vs. San Francisco*	P	0	1	1	0-0	0-0	0	0	0	
Season Totals			16/0	6	4	10	2-14	0-0	0	1	1
Jan 12	vs. Dallas*†	P	0	0	0	0-0	0-0	0	0	0	
Jan 20	at New Orleans*‡	P	2	1	1	0-0	0-0	0	0	0	
Feb 3	vs. New England§	P	1	0	1	1-9	0-0	0	1	0	
Postseason Totals			3/0	2	1	3	1-9	0-0	0	1	0

†NFC Divisional Playoff Game; ‡NFC Championship Game; §Super Bowl LIV

2020 N.Y. JETS (2-14)		TACKLES									
Date	Opponent	P/S	UT	A	TT	S-Yds.	I-Yds.	PD	FF	FR	
Sept 13	at Buffalo										
Sept 20	vs. San Francisco	P	0	1	1	0-0	0-0	0	0	0	
Sept 27	at Indianapolis	P	1	1	2	0-0	0-0	1	0	0	
Oct 1	vs. Denver	P	0	0	0	0-0	0-0	0	0	0	
Oct 11	vs. Arizona	P	2	2	4	1-11	0-0	0	0	0	
Oct 18	at Miami	P	0	1	1	0-0	0-0	0	0	0	
Oct 25	vs. Buffalo	P	0	0	0	0-0	0-0	0	0	1	
Nov 1	at Kansas City	P	1	2	3	0-0	0-0	0	0	0	
Nov 9	vs. New England	P	1	0	1	0-0	0-0	0	0	0	
Nov 22	at L.A. Chargers	P	0	1	1	0-0	0-0	0	0	0	
Nov 29	vs. Las Vegas	P	0	0	0	0-0	0-0	0	0	0	
Dec 6	vs. Las Vegas	P	0	0	0	0-0	0-0	0	0	0	
Dec 13	at Seattle	P	0	1	1	0-0	0-0	0	0	0	
Dec 20	at L.A. Rams*	P	1	0	1	1-5	0-0	0	0	0	
Dec 27	vs. Cleveland*	P	1	2	3	1-9	0-0	1	0	1	
Jan 3	at New England	P	1	0	1	0-0	0-0	0	0	0	
Season Totals			15/2	8	11	19	3-25	0-0	2	0	2

2021 N.Y. JETS (4-13)		TACKLES									
Date	Opponent	P/S	UT	A	TT	S-Yds.	I-Yds.	PD	FF	FR	
Sept 12	at Carolina	S	2	1	3	1-9	0-0	0	0	0	
Sept 19	vs. New England	S	1	2	3	1-10	0-0	0	1	0	
Sept 26	at Denver	S	1	4	5	0-0	0-0	0	0	0	
Oct 3	vs. Tennessee*	S	3	1	4	1-8	0-0	0	0	0	
Oct 10	at Atlanta	S	1	2	3	0-0	0-0	0	0	0	
Oct 24	at New England	S	1	0	1	0-0	0-0	0	0	0	
Oct 31	vs. Cincinnati*	S	0	0	0	0-0	0-0	0	0	0	
Nov 4	at Indianapolis	S	2	1	3	1-0	0-0	0	0	0	
Nov 14	vs. Buffalo	S	0	1	1	0-0	0-0	0	0	0	
Nov 21	vs. Miami	S	0	2	2	0-0	0-0	0	0	0	
Nov 28	at Houston*	S	3	0	3	2-17	1-32	1	0	0	
Dec 5	vs. Philadelphia	S	1	0	1	0-0	0-0	0	0	0	
Dec 12	vs. New Orleans	S	1	2	3	0-0	0-0	0	0	0	
Dec 19	at Miami	S	0	0	0	0-0	0-0	0	0	0	
Dec 26	vs. Jacksonville					RESERVE/COVID-19					
Jan 2	vs. Tampa Bay	S	1	0	1	0-0	0-0	0	0	0	
Jan 9	at Buffalo	S	0	2	2	0-0	0-0	0	0	0	
Season Totals			16/16	17	18	35	6-44	1-32	1	1	0

2022 N.Y. JETS (7-10)		TACKLES									
Date	Opponent	P/S	UT	A	TT	S-Yds.	I-Yds.	PD	FF	FR	
Sept 11	vs. Baltimore	S	2	0	2	0-0	0-0	0	0	0	
Sept 18	at Cleveland*	S	0	0	0	0-0	0-0	0	0	0	
Sept 25	vs. Cincinnati*	S	0	0	0	0-0	0-0	0	0	0	
Oct 2	at Pittsburgh*	S	3	4	7	0-0	0-0	0	0	0	
Oct 9	vs. Miami*	S	1	1	2	0.5-2.5	0-0	1	0	0	
Oct 16	at Green Bay*	S	1	1	2	1-7	0-0	0	0	0	
Oct 23	at Denver*	S	1	0	1	0-0	0-0	0	0	0	
Oct 30	vs. New England	S	2	1	3	1-5	0-0	0	0	0	
Nov 6	vs. Buffalo*	S	1	1	2	0-0	0-0	0	0	0	
Nov 20	at New England	S	0	3	3	1-9	0-0	0	0	0	
Nov 27	vs. Chicago*	S	1	2	3	0.5-3.5	0-0	0	0	0	
Dec 4	at Minnesota*	S	1	1	2	0-0	0-0	0	0	0	
Dec 11	at Buffalo	S	1	1	2	0-0	0-0	0	0	0	
Dec 18	vs. Detroit	S	1	0	1	0-0	0-0	0	0	0	
Dec 22	vs. Jacksonville	S	0	2	2	0-0	0-0	0	0	0	
Jan 1	at Seattle	S	1	3	4	1-12	0-0	0	0	0	
Jan 8	at Miami	S	0	2	2	0-0	0-0	0	0	0	
Season Totals			17/17	16	22	38	5-39	0-0	1	0	0

2023 N.Y. JETS (7-10)		TACKLES									
Date	Opponent	P/S	UT	A	TT	S-Yds.	I-Yds.	PD	FF	FR	
Sept 11	vs. Buffalo*	S	1	3	4	1-9	0-0	0	0	0	
Sept 17	at Dallas	S	2	0	2	0-0	0-0	0	0	0	
Sept 24	vs. New England	S	1	1	2	0-0	0-0	0	0	0	
Oct 1	vs. Kansas City	S	1	1	2	0-0	0-0	0	0	0	
Oct 8	at Denver*	S	1	1	2	0-0	0-0	0	0	0	
Oct 15	vs. Philadelphia*	S	1	1	2	0-0	0-0	0	0	0	
Oct 29	at N.Y. Giants*	S	1	3	4	0-0	0-0	0	0	0	
Nov 6	vs. L.A. Chargers	S	1	1	2	1-11	0-0	3	0	0	
Nov 12	at Las Vegas	S	1	1	2	1-11	0-0	0	0	0	
Nov 19	at Buffalo	S	0	0	0	0-0	0-0	0	0	0	
Nov 24	vs. Miami	S	0	0	0	0-0	0-0	0	0	0	
Dec 3	vs. Atlanta	S	1	1	2	0-0	0-0	0	0	0	
Dec 10	vs. Houston*	S	0	0	0	0-0	0-0	0	0	0	
Dec 17	at Miami	S	0	2	2	0-0	0-0	0	0	0	
Dec 24	vs. Washington*	S	2	2	4	0.5-6.5	0-0	0	0	0	
Dec 28	at Cleveland	S	1	1	2	0-0	0-0	0	0	0	
Jan 7	at New England*	S	1	0	1	0-0	0-0	0	0	0	
Season Totals			17/17	15	18	33	3.5-37.5	0-0	3	0	0



ELIJAH GARCIA

95

DEFENSIVE LINEMAN



6-5 • 302 • 3RD YR. • RICE

BORN: March 11, 1998, in San Antonio

HIGH SCHOOL: Stevens High School, San Antonio

ACQUIRED: Signed off Los Angeles Rams' Practice Squad, 2022

NFL YEAR: 3rd • **YEAR WITH BRONCOS:** 3rd

NFL GAMES PLAYED/STARTED: 5/0

GARCIA AT A GLANCE:

- A third-year defensive lineman who appeared in five games with Denver from 2022-23, totaling five tackles (2 solo), one sack (4 yds.) and one forced fumble.
- In 2023, played in three games, totaling four tackles (1 solo), one sack (4 yds.) and one forced fumble.
- Recorded 190 tackles (76 solo), 6.5 sacks (58 yds.), 14.5 TFLs, four passes defended, one forced fumble and one fumble recovery during his five collegiate seasons at Rice University (2017-21).
- Earned all-conference honors after notching career-best marks in tackles (67), sacks (5), sack yards (44) and TFLs (47) in 2021.
- Sack yards the second-most tackles (28) along with two QB hurries in 2020.
- Prepped at Stevens High School in San Antonio, where he was named second-team All-San Antonio as a senior after making 100 tackles along with six sacks and eight QB hurries.
- Signed by the L.A. Rams as a college free agent on May 4, 2022.
- Signed by the Broncos off the L.A. Rams practice squad on Dec. 7, 2022.

CAREER TRANSACTIONS: Signed by the L.A. Rams as a college free agent 5/4/22; Waived by the L.A. Rams 8/30/22; Signed by the L.A. Rams (practice squad) 8/31/22; Signed by Denver (active roster) 12/7/22.

2023: Garcia played in three games, totaling four tackles (1 solo), one sack (4 yds.) and one forced fumble... Recorded his first career sack, taking down Jets QB Zach Wilson vs. NYJ (10/8).

2022: Garcia appeared in two games during his rookie season after being signed by the Broncos off the Rams' practice squad on Dec. 7, totaling one solo tackle... Made his NFL debut in Week 17 at K.C. (1/1)... Made his first career tackle vs. LAC (1/8).

COLLEGE: Garcia recorded 190 tackles (76 solo), 6.5 sacks (58 yds.), 14.5 TFLs, four passes defended, one forced fumble and one fumble recovery at Rice University... Earned all-conference honors after notching career-best marks in tackles (67), sacks (5), sack yards (44) and TFLs (47) in 2021... Posted the second-most tackles (28) along with two QB hurries in 2020... Also averaged the second-highest tackles per game mark (5.8) among Conference-USA defensive linemen in 2020.

PERSONAL: Garcia attended Stevens High School in San Antonio, where he was named second-team All-San Antonio as a senior after making 100 tackles along with six sacks and eight QB hurries... Elijah Garcia was born on March 11, 1998, in San Antonio.

GARCIA'S REGULAR SEASON RECORD

Year	Club	G	S	UT	A	TT	S-Yds.	I-Yds.	PD	FF	FR	TD-Int.	TD-FR	S	Pts.
2022	Denver	2	0	1	0	1	0-0	0-0	0	0	0	0	0	0	0
2023	Denver	3	0	1	3	4	1-4	0-0	0	1	0	0	0	0	0
CAREER TOTALS		5	0	2	3	5	1-4	0-0	0	1	0	0	0	0	0

ELIJAH GARCIA'S CAREER GAME-BY-GAME

(Victories asterisked)

2022 LAR (5-12) / DEN. (5-12) TACKLES

Date	Opponent	P/S	UT	A	TT	S-Yds.	I-Yds.	PD	FF	FR
Games 1-12										
RAMS PRACTICE SQUAD										
SIGNED BY DENVER OFF OF L.A. RAMS PRACTICE SQUAD ON DEC. 7										
Games 13-15										
INACTIVE										
Jan 1	at Kansas City	P	0	0	0	0-0	0-0	0	0	0
Jan 8	vs. L.A. Chargers*	P	1	0	1	0-0	0-0	0	0	0
Season Totals		2/0	1	0	1	0-0	0-0	0	0	0

2023 DENVER (8-9) TACKLES

Date	Opponent	P/S	UT	A	TT	S-Yds.	I-Yds.	PD	FF	FR
Sept 10 vs. Las Vegas										
Games 2-3										
INACTIVE										
Oct 1	at Chicago*	P	0	1	1	0-0	0-0	0	0	0
Oct 8	vs. N.Y. Jets	P	1	0	1	1-4	0-0	0	1	0
Games 6-17										
INACTIVE										
Season Totals		3/0	1	3	4	1-4	0-0	0	1	0



TRENTON GILL

47

PUNTER

6-4 • 219 • 3RD YR. • NORTH CAROLINA STATE

BORN: Jan. 1, 1999, in Hillsborough, N.C.

HIGH SCHOOL: Cedar Ridge High School, Hillsborough, N.C.

ACQUIRED: Free Agent, 2024

NFL YEAR: 3rd • **YEAR WITH BRONCOS:** 1st

NFL GAMES PLAYED/STARTED: 34/0



GILL AT A GLANCE:

- A third-year player who has appeared in 34 games with Chicago (2022-23), punting 133 times for 6,126 yards (46.1 avg. / 39.1 net) with 38 punts inside the 20-yard line and 11 touchbacks.
- Punted 67 times for 3,088 yards (46.1 avg. / 38.0 net) in 17 games with the Bears in 2023, including 18 punts inside the 20-yard line and eight touchbacks.
- In 2022, recorded 3,038 yards on 66 punts (46.0 avg. / 39.0 net) with 20 punts inside the 20-yard line and three touchbacks in 17 games with the Bears.
- Handling kickoff duties for Chicago, recorded 40 career kickoffs for 2,537 yards (63.4 avg.) and 24 touchbacks (60.0%).
- Played in 37 games for North Carolina State University after joining the team as a walk-on, punting 173 times for 7,925 yards (45.8 avg.) and recording the highest career punting average in program history.

- Selected by the Bears in the seventh round (255th overall) of the 2022 NFL Draft.
- Signed by Denver as a free agent on May 15, 2024.

CAREER TRANSACTIONS: Signed by Chicago as a draft choice on 5/6/22; Released by Chicago 5/1/24; Signed by Denver 5/15/24.



2023: Gill played in all 17 games and punted 67 times for 3,088 yards (46.1 avg. / 38.0 net) with 18 punts inside the 20-yard line and eight touchbacks... Recorded season-high punting average by punting four times for 212 yards (53.0 avg. / 39.5 net) with one inside the 20-yard line in season opener vs. G.B. (9/10)... Punted five times for 232 yards (46.4 avg. / 45.0 net) at T.B. (9/17)... Placed a career-high (tied) and season-high three punts inside the 20-yard line and totaled 260 yards on six punts (46.7 avg. / 30.2 net) vs. Car. (11/9)... Surpassed 5,000 career punt yards by punting three times for 128 yards (43.0 avg. / 37.0 net) vs. Det. (12/10)... Punted 10 times for 448 yards (44.8 avg. / 40.5 net) with two punts inside the 20-yard line and one touchback at Cle. (12/17)... 10 punts marked the second most in a single game in NFC in 2023... Punted five times for 260 yards (52.0 avg. / 47.2 net), including a career-long 76-yard boot vs. Ari. (12/24)... Punted four times for 195 yards (48.8 avg. / 37.0 net) and recorded first career special teams tackle vs. Atl. (12/31)... Also handled kickoff duties for Chicago, connecting on 13 kickoffs for 794 yards with 11 touchbacks (84.6%).

2022: Gill played in all 17 games during his first NFL season, punting 66 times for 3,038 yards (46.0 avg. / 40.3 net) with 20 punts inside the 20-yard line and three touchbacks... Made his NFL debut and punted six times for 277 yards (46.2 avg. / 39.0 net) with one inside the 20-yard line and one touchback vs. S.F. (9/11)... Punted four times for 198 yards (49.5 avg. / 42.5 net) with one inside the 20-yard line at G.B. (9/18)... Punted five times for 264 yards (52.8 avg. / 51.8 net) with three inside the 20-yard line at N.Y. Giants (10/2)... Punted four times for 203 yards (50.8 avg. / 47.0 net), including a then career-long 62-yard punt, with one inside the 20-yard line at Dal. (10/30)... Punted five times for 244 yards (48.8 avg. / 34.2 net) at N.Y. Jets (11/27)... Punted six times for 252 yards (42.0 avg. / 40.8 net) vs. Phi. (12/18)... Recorded a season-high 321 yards on seven punts (45.9 avg. / 43.6 net) with three inside the 20-yard line at Det. (1/1)... Also handled kickoff duties for Chicago, connecting on 27 kickoffs for 1,743 yards (64.6 avg.) with 13 touchbacks (48.1%).

COLLEGE: Gill played in 37 games for North Carolina State University over five seasons (2017-21), punting 173 times for 7,925 yards (45.8 avg.)... Left N.C. State with the highest career punting average in program history (45.8), the highest single season punting average (2019 - 47.6), the sixth most career punts (173) and the sixth most career punting yards (7,925)... Owns six of the top 15 single game punting average performances in program history, including posting the third-highest single game punting average (54.7) vs. North Carolina (10/24/20)... In 2021, was named first-team All-ACC after leading the league in punting average (45.0) for the second time and in 2021, was named the 20-yard line (31)... Posted the second-most single season punting yards in program history (2,928) on 65 punts in 2021... Named ACC Specialist of the Week after punting six times (51.2 avg.), with four of his six punts traveling 50 or more yards vs. Louisiana Tech (10/2/21)... Punted 52 times for 2,234 yards (44.9 avg.), recording the third-highest punting average in the ACC in 2020... In 2019, was named third-team All-ACC after leading the ACC in punting average (47.6), good for third in FBS... Punted 56 times for 2,663 yards in 2019... Also handled kickoff duties for N.C. State, recording 199 kickoffs for 12,417 yards (62.4 avg.) and 114 touchbacks... Did not see game action in 2018 after redshirting the 2017 season... Originally joined the Wolfpack as a walk-on.

PERSONAL: Gill oversaw punting and kicking duties for Cedar Ridge High School in Hillsborough, N.C.... Was named Central Carolina 3A Conference kicker/punter of the year and an all-area honoree in 2016 and was a two-time Central Carolina 3A All-Conference selection... As a senior in 2016, made 8-of-12 field goals and 41-of-44 extra points (all three misses blocked)... 48 of his 61 kickoffs went for a touchback... Also played tennis and soccer at Cedar Ridge and was named all-state in soccer... Earned a bachelor's degree in biological sciences at North Carolina State... Trenton Gill was born on Jan. 1, 1999, in Hillsborough, N.C.

GILL'S REGULAR SEASON RECORD

Year	Club	G	S	No.	Yds.	Avg.	Net.	TB	In 20	LG	Blk.
2022	Chicago	17	0	66	3,038	46.0	40.3	3	20	63	1
2023	Chicago	17	0	67	3,088	46.1	38.0	8	18	76	0
CAREER TOTALS		34	0	133	6,126	46.1	39.1	11	38	76	1

ADDITIONAL STATISTICS: Kickoffs — 2022 (27 for 1,743 yards, 64.6 avg., 13 TBs), 2023 (13 for 794 yards, 61.1 avg., 11 TBs), TOTAL (40 for 2,537 yards, 63.4 avg., 24 TBs). Special-teams tackles — 2023 (1), TOTAL (1). Special-teams fumble recoveries — 2022 (1), TOTAL (1).

GILL'S SINGLE GAME HIGHS

(Postseason in parentheses)


Punts — 10, at Cleveland, 12/17/23 (none). **Punting yards** — 448, at Cleveland, 12/17/23 (none). **Longest punt** — 7, vs. Arizona, 12/24/23 (none). **Punts inside the 20** — 3, four times, last: vs. Carolina, 11/9/23 (none).

TRENTON GILL'S CAREER GAME-BY-GAME

(Victories asterisked)

2022 CHICAGO (3-14)		PUNTING												
Date	Opponent	P/S	No.	Yds.	Avg.	Net.	TB	In 20	LG	Blk.	Opp.	Ret.	Ret.	Yds.
Sept 11	vs. San Francisco*	P	6	277	46.2	39.0	1	1	58	0	2			23
Sept 18	at Green Bay	P	4	198	49.5	44.5	0	1	57	0	3			20
Sept 25	vs. Houston*	P	4	182	45.5	37.8	0	1	56	0	1			31
Oct 2	at N.Y. Giants	P	5	264	52.8	51.8	0	3	58	0	2			5
Oct 9	at Minnesota	P	2	112	56.0	46.0	1	0	60	0	1			0
Oct 13	vs. Washington	P	4	185	46.3	37.5	0	1	54	0	3			35
Oct 24	at New England*	P	2	81	40.5	34.5	0	1	46	0	2			12
Oct 30	at Dallas	P	4	203	50.8	47.0	0	1	62	0	2			15
Nov 6	vs. Miami	P	2	83	41.5	25.0	0	0	46	1	1			8
Nov 13	vs. Detroit	P	3	129	43.0	36.3	1	1	46	0	0			0
Nov 20	at Atlanta	P	4	160	40.0	32.3	0	1	44	0	3			31
Nov 27	at N.Y. Jets	P	5	244	48.8	41.2	0	0	61	0	2			38
Dec 4	vs. Green Bay	P	1	39	39.0	24.0	0	0	39	0	1			15
Dec 18	vs. Philadelphia	P	6	252	42.0	40.8	0	3	56	0	1			7
Dec 24	vs. Buffalo	P	4	197	49.3	44.0	0	1	63	0	3			21
Jan 1	at Detroit	P	7	321	45.9	43.6	0	3	56	0	3			16
Jan 8	vs. Minnesota	P	3	111	37.0	35.7	0	2	44	0	1			4
Season Totals		17/0	66	3,038	46.0	40.3	3	20	63	1	31			281

2023 CHICAGO (7-10)		PUNTING												
Date	Opponent	P/S	No.	Yds.	Avg.	Net.	TB	In 20	LG	Blk.	Opp.	Ret.	Ret.	Yds.
Sept 10	vs. Green Bay	P	4	212	53.0	39.5	0	1	54	0	3			54
Sept 17	at Tampa Bay	P	5	232	46.4	45.0	0	1	55	0	2			7
Sept 24	at Kansas City	P	5	229	45.8	35.2	1	1	58	0	3			33
Oct 1	vs. Denver	P	2	90	45.0	32.5	0	1	56	0	1			25
Oct 5	at Washington*	P	3	131	43.7	37.0	0	1	47	0	1			20
Oct 15	vs. Minnesota	P	4	176	44.0	36.0	0	1	50	0	3			32
Oct 22	vs. Las Vegas*	P	3	120	40.0	34.0	0	0	47	0	1			18
Oct 29	at L.A. Chargers	P	3	126	42.0	40.0	0	1	47	0	1			6
Nov 5	at New Orleans	P	2	95	47.5	37.5	0	0	49	0	2			20
Nov 9	vs. Carolina*	P	6	280	46.7	30.2	1	3	62	0	3			79
Nov 19	at Detroit	P	2	91	45.5	35.5	1	0	47	0	0			0
Nov 27	at Minnesota*	P	3	137	45.7	34.0	1	1	56	0	1			15
Dec 10	vs. Detroit*	P	3	129	43.0	37.0	0	1	53	0	2			18
Dec 17	at Cleveland	P	10	448	44.8	40.5	1	2	56	0	4			23
Dec 24	vs. Cardinals*	P	5	260	52.0	47.2	1	2	76	0	1			4
Dec 31	vs. Falcons*	P	4	195	48.8	37.0	1	0	53	0	2			27
Jan 1	at Green Bay	P	3	137	45.7	39.0	1	2	51	0	0			0
Season Totals		17/0	67	3,088	46.1	38.0	8	18	76	0	30			381



ART GREEN

28

CORNERBACK

6-2 • 200 • 2ND YR. • HOUSTON

BORN: April 29 2000, in Chesterfield, Mo.

HIGH SCHOOL: Parkway Central High School, Chesterfield, Mo.

ACQUIRED: College Free Agent, 2023

NFL YEAR: 2nd • **YEAR WITH BRONCOS:** 2nd

NFL GAMES PLAYED/STARTED: 0/0



GREEN AT A GLANCE:

- A second-year cornerback who was promoted to the active roster and was made inactive for the season finale at L.V. (1/7) in 2023.
- Played three seasons at the University of Houston (2020-22), appearing in 34 games (15 starts) and made 76 tackles (59 solo), three tackles for loss (10 yds.), 15 passes defended and three interceptions (65 yds.).
- Was named second-team All-AAC in 2022 after playing in 12 games (11 starts), totaling 49 tackles (38 solo), 10 passes defended and two interceptions (65 yds.).
- Played in 14 games in 2021, producing 17 tackles (13 solo), three passes defended and one interception... Played in eight games during his freshman year, totaling 10 tackles (8 solo) and two passes defended
- Prior to arriving at Houston, played two years at Hutchinson (Kan.) Community College, logging 18 games and recording 32 tackles, 11 passes defended and eight interceptions.

- Signed by the Broncos as a college free agent on May 12, 2023.

CAREER TRANSACTIONS: Signed by Denver as a college free agent 5/12/23; Waived by Denver 8/29/23; Signed by Denver (practice squad) 8/31/23; Signed by Denver (active roster) 1/6/24.



2023: Green was promoted to the active roster and was inactive for the season finale at L.V. (1/7).

COLLEGE: Green played three seasons at the University of Houston (2020-22), appearing in 34 games (15 starts) and made 76 tackles (59 solo), three tackles for loss (10 yds.), 15 passes defended and three interceptions (65 yds.)... Was named second-team All-AAC in 2022 after playing in 12 games (11 starts), totaling 49 tackles (38 solo), 10 passes defended and two interceptions (65 yds.)... Was also named the Independence Bowl Defensive MVP for his nine-tackle performance against Louisiana-Lafayette (12/23)... Played in 14 games in 2021, producing 17 tackles (13 solo), three passes defended and one interception... Played in eight games during his freshman year, totaling 10 tackles (8 solo) and two passes defended... Prior to arriving at Houston, played two years at Hutchinson (Kan.) Community College, logging 18 games and recording 32 tackles, 11 passes defended and eight interceptions... Had a team-high six interceptions along with six passes defended and 19 tackles during his freshman season at Hutchinson

PERSONAL: Green attended Parkway Central High School in Chesterfield, Mo... Art Green was born on April 29, 2000, in Chesterfield, Mo.

GREEN'S REGULAR SEASON RECORD

Year	Club	G	S	UT	A	TT	S-Yds.	I-Yds.	PD	FF	FR	TD-Int.	TD-FR	S	Pts.
2023	Denver	0	0	0	0	0	0-0	0-0	0	0	0	0	0	0	0
CAREER TOTALS		0	0	0	0	0	0-0	0-0	0	0	0	0	0	0	0

ART GREEN'S CAREER GAME-BY-GAME

(Victories asterisked)

2023 DENVER (8-9)		TACKLES									
Date	Opponent	P/S	UT	A	TT	S-Yds.	I-Yds.	PD	FF	FR	
Games 1-16		PRACTICE SQUAD									
Jan 7 at Las Vegas		INACTIVE									
Season Totals		0/0	0	0	0	0-0	0-0	0	0	0	



JONAS GRIFFITH

50

INSIDE LINEBACKER

6-4 • 250 • 4TH YR. • INDIANA STATE

BORN: Jan. 27, 1997, in Louisville, Ky.

HIGH SCHOOL: The Academy at Shawnee, Louisville, Ky.

ACQUIRED: Trade (San Francisco), 2021

NFL YEAR: 4th • **YEAR WITH BRONCOS:** 4th

NFL GAMES PLAYED/STARTED: 22/12



GRIFFITH AT A GLANCE:

- A fourth-year inside linebacker from Indiana State who appeared in 22 games (12 starts) for the Broncos from 2021-22, recording 83 tackles (45 solo), one interception (1 yd.), one pass defended, one fumble recovery and seven special-teams tackles.
- Started 8-of-9 games played in 2022 and made 41 tackles (24 solo) and one pass defended.
- Acquired by the Broncos via trade (S.F.) on Aug. 31 and posted 42 tackles (21 solo) and one forced fumble in 13 games (4 starts) in 2021.
- Spent the 2020 season competing on practice squads with Indianapolis and San Francisco.
- Played four collegiate seasons (2016-19) with the Sycamores, totaling 382 tackles (200 solo), 15.5 sacks (91 yds.), three interceptions (15 yds.), six passes defended, four forced fumbles and three fumble recoveries.
- Concluded his collegiate career with six All-American honors, tying the Indiana State program record set by DT Dan Brandenburg (1994-95).
- Led the Missouri Valley Football Conference in tackles (106) in 2019 for the second consecutive season and added four sacks (31 yds.), one interception, three passes defended, one forced fumble and one fumble recovery in 12 games played.
- Earned three All-American honors and was named first-team All-MVFC after recording a MVFC-leading and career-high 132 tackles to go along with 3.5 sacks (20 yds.), one interception (20 yds.), one pass defended, one forced fumble and one fumble recovery in 11 games played in 2018.

- Appeared in 11 games in 2017, posting 107 tackles (48 solo), career-high seven sacks (36 yds.), two passes defended, one forced fumble and one fumble recovery.
- Saw action in 10 games in 2016, registering 37 tackles (24 solo), one sack (4 yds.), one interception and one forced fumble.
- Signed by the 49ers as a college free agent on April 28, 2020.
- Acquired by the Broncos on Aug. 31, 2021 in trade with San Francisco.

CAREER TRANSACTIONS: Signed by San Francisco as a college free agent 4/28/20; Waived by San Francisco 8/20/20; Signed by Indianapolis (practice squad) 10/7/20; Signed by San Francisco (practice squad) 10/21/20; Signed by San Francisco 1/4/21; Traded to Denver 8/31/21.



2023: Griffith missed the entire season after being placed on injured reserve (knee) on Aug. 3.

2022: Griffith started 8-of-9 games played, making 41 tackles (24 solo) and one pass defended... Recorded his first career interception after corraling a tipped ball from 49ers QB Jimmy Garoppolo while also tallying three tackles (1 solo) vs. S.F. (9/25)... Collected the third double-digit tackle game of his career at LAC (10/17), totaling 10 defensive stops (7 solo)... Missed the last eight games of the season after being placed on injured reserve (ankle) on Nov. 19.

2021: Griffith, who was acquired by the Broncos via trade (S.F.) on Aug. 31, appeared in 13 games (4 starts), totaling 42 tackles (21 solo), one fumble recovery and three special-teams tackles... Made his NFL debut at NYG (9/12)... Missed Weeks 4-7 after being placed on injured reserve on Sept. 28 (hamstring)... Collected first career fumble recovery at Dal. (11/7)... Notched first career special-teams tackle vs. Phi. (11/14)... Recorded four tackles (2 solo) and one special-teams tackle in a reserve role vs. Det. (12/12)... Earned his first career start and finished second on the team with eight tackles (7 solo) vs. Cin. (12/19)... Posted first career double-digit tackle game and led the team with 13 tackles (6 solo) in his second career start at L.V. (12/26)... Nabbed double-digit tackles for the second consecutive game and had 12 tackles (5 solo) at LAC (1/2)... Added five tackles (1 solo) and one special-teams stop in the season finale vs. K.C. (1/8).

2020: Griffith was signed by San Francisco as a college free agent on April 28... Spent the 2020 campaign competing on practice squads with Indianapolis and the 49ers.

COLLEGE: Griffith played four collegiate seasons at Indiana State (2016-19), recording 382 tackles (200 solo), 15.5 sacks (91 yds.), three interceptions (15 yds.), six passes defended, four forced fumbles and three fumble recoveries... Earned six All-American honors, tying the Indiana State program record set by DT Dan Brandenburg (1994-95)... Led the Missouri Valley Football Conference in tackles on two occasions (2018-19) and was named All-MVFC following his junior campaign... Recorded 106 tackles (47 solo), four interceptions (31 yds.), one interception, three passes defended, one forced fumble and one fumble recovery as a senior in 2019.

PERSONAL: Griffith attended The Academy at Shawnee in Louisville, Ky. for his senior year after being home schooled... Recorded six receiving touchdowns, one rushing score, two interceptions and one fumble recovery in his lone high school football season... Jonas Griffith was born on Jan. 27, 1997, in Louisville, Ky.

GRIFFITH'S REGULAR SEASON RECORD

Year	Club	G	S	UT	A	TT	S-Yds.	I-Yds.	PD	FF	FR	TD-Int.	TD-FR	S	Pts.
2021	Denver	13	4	21	21	42	0-0	0-0	0	0	1	0	0	0	0
2022	Denver	9	8	24	17	41	0-0	1-1	1	0	0	0	0	0	0
CAREER TOTALS		22	12	45	38	83	0-0	1-1	1	0	1	0	0	0	0


ADDITIONAL STATISTICS: *Special-teams tackles — 2021 (4), 2022 (5) TOTAL (9).*

JONAS GRIFFITH'S CAREER GAME-BY-GAME

(Victories asterisked)

2021 DENVER (7-10)		TACKLES											
Date	Opponent	P/S	UT	A	TT	S-Yds.	I-Yds.	PD	FF	FR			
Sept 12	at N.Y. Giants*	P	0	0	0	0-0	0-0	0	0	0	0	0	0
Sept 19	at Jacksonville*	P	0	0	0	0-0	0-0	0	0	0	0	0	0
Sept 26	vs. N.Y. Jets*	P	0	0	0	0-0	0-0	0	0	0	0	0	0
Games 4-7 INJURED RESERVE													
Oct 31	vs. Washington*	P	0	0	0	0-0	0-0	0	0	0	0	0	0
Nov 7	at Dallas*	P	0	0	0	0-0	0-0	0	0	0	0	0	1
Nov 14	vs. Philadelphia	P	0	0	0	0-0	0-0	0	0	0	0	0	0
Nov 28	vs. L.A. Chargers*	P	0	0	0	0-0	0-0	0	0	0	0	0	0
Dec 5	at Kansas City	P	0	0	0	0-0	0-0	0	0	0	0	0	0
Dec 12	vs. Detroit*	P	2	2	4	0-0	0-0	0	0	0	0	0	0
Dec 19	vs. Cincinnati	S	7	1	8	0-0	0-0	0	0	0	0	0	0
Dec 26	at Las Vegas	S	6	7	13	0-0	0-0	0	0	0	0	0	0
Jan 2	at L.A. Chargers	S	5	7	12	0-0	0-0	0	0	0	0	0	0
Jan 8	vs. Kansas City	S	1	4	5	0-0	0-0	0	0	0	0	0	0
Season Totals			13/4	21	21	42	0-0	0-0	0	0	1	0	0

2022 DENVER (5-12)		TACKLES									
Date	Opponent	P/S	UT	A	TT	S-Yds.	I-Yds.	PD	FF	FR	
Sept 12	at Seattle	S	3	0	3	0-0	0-0	0	0	0	
Sept 18	vs. Houston*	S	3	0	3	0-0	0-0	0	0	0	
Sept 25	vs. San Francisco*	S	1	2	3	0-0	1-1	1	0	0	
Oct 2	at Las Vegas	S	5	3	8	0-0	0-0	0	0	0	
Oct 6	vs. Indianapolis	P	2	2	4	0-0	0-0	0	0	0	
Oct 17	at L.A. Chargers	P	7	4	11	0-0	0-0	0	0	0	
Oct 23	vs. N.Y. Jets	S	2	4	6	0-0	0-0	0	0	0	
Oct 30	at Jacksonville*	S	1	2	3	0-0	0-0	0	0	0	
Nov 13	at Tennessee	S	0	0	0	0-0	0-0	0	0	0	
Games 10-17 INJURED RESERVE											
Season Totals			9/8	24	17	41	0-0	1-1	1	0	0



MATT HENNINGSEN

91

DEFENSIVE END

6-3 • 291 • 3RD YR. • WISCONSIN

BORN: July 9, 1999, in Menomonee Falls, Wisc.

HIGH SCHOOL: Menomonee Falls (Wisc.) High School

ACQUIRED: Draft #6 (206th overall), 2022

NFL YEAR: 3rd • YEAR WITH BRONCOS: 3rd

NFL GAMES PLAYED/STARTED: 34/0



HENNINGSEN AT A GLANCE:

- A third-year defensive end who appeared in 34 games with the Broncos in 2022-23, totaling 40 tackles (18 solo), one sack (7 yds.) and two passes defended.
- Appeared in all 17 games in 2023, totaling 19 tackles (10 solo) and two passes defended.
- Totaled 21 tackles (8 solo) and one sack (7 yds.) in 17 games during his rookie season in 2022.
- Saw action in 42 career games (29 starts) in four seasons at the University of Wisconsin, recording 89 tackles (35 solo), eight sacks (70 yds.), four passes defended and three fumble recoveries (2 TDs) during his four seasons with the Badgers.
- Named to the CoSIDA Academic All-American first team on two occasions (2020-21) and was a National Football Foundation (NFF) National Scholar-Athlete in 2021.
- Started all 13 games played in 2021, recording 31 tackles (12 solo), three sacks (23 yds.) and one pass defended.
- Appeared in 14 games (5 starts) in 2019, registering 24 tackles (14 solo), four sacks (33 yds.), two passes defended and three forced fumbles (2 TDs).
- Opened 10-of-13 games played as a redshirt freshman in 2018, garnering 32 tackles (8 solo), one sack (14 yds.) and one pass defended.
- Became the first Wisconsin walk-on since at least 1990 to start a season opener as a freshman.
- Prepped at Menomonee Falls (Wisc.) High School, where he was named first-team all-state by the Wisconsin Football Coaches Association as both an offensive and defensive lineman.
- Selected by the Broncos in the sixth round (206th overall) of the 2022 NFL Draft.

CAREER TRANSACTIONS: Signed by Denver as a draft choice 5/12/22.



2023: Henningsen appeared in all 17 games, totaling 19 tackles (10 solo) and two passes defended... Made two tackles (1 solo) and a career-high two passes defended vs. Was. (9/17)... Posted two solo tackles in the win vs. G.B. (10/22)... Made two solo tackles in the win vs. Min. (11/19).

2022: Henningsen played in all 17 games during his rookie season after being selected by the Broncos in the sixth round (206th overall) of the 2022 NFL Draft, totaling 21 tackles (8 solo) and one sack (7 yds.)... Appeared in his first game at Sea. (9/12)... Made his first career tackle vs. Hou. (9/18)... Collected his first career sack (7 yds.) and added one solo tackle at LAC (10/17)... Set a career-high three solo tackles vs. NYJ (10/23)... Tied his career high with three tackles (2 solo) at Jac. (10/30)... Had another three-tackle performance vs. L.V. (11/20).

COLLEGE: Henningsen appeared in 42 career games (29 starts) at the University of Wisconsin (2018-21), recording 89 tackles (35 solo), eight sacks (70 yds.), four passes defended and three fumble recoveries (2 TDs) during his four seasons with the Badgers... Garnered consensus third-team All-Big Ten honors when he started all 13 games played in 2021, recording 31 tackles (12 solo), three sacks (23 yds.) and one pass defended... Named All-Big Ten honorable mention after playing 14 games (5 starts) in 2019, tallying 24 tackles (14

solo), four sacks (33 yds.), two passes defended and three forced fumbles (2 TDs)... Became the first Wisconsin walk-on since at least 1990 to start a season opener as a freshman in 2018.

PERSONAL: Henningsen prepped at Menomonee Falls (Wisc.) High School, where he was named first-team all-state by the Wisconsin Football Coaches Association as both an offensive and defensive lineman...Named Greater Metro Conference Offensive Lineman of the Year and Defensive Lineman of the Year as a senior... Lettered in basketball and track & field... Named a high honor roll student during all four years... Majored in electrical engineering at Wisconsin... Pursuing a master's degree in electrical & computer engineering, specializing in machine learning and signal processing... Matt Henningsen was born on July 9, 1999, in Menomonee Falls, Wisc.

HENNINGSEN'S REGULAR SEASON RECORD

Year	Club	G	S	UT	A	TT	S-Yds.	I-Yds.	PD	FF	FR	TD-Int.	TD-FR	S	Pts.
2022	Denver	17	0	8	13	21	1-7	0-0	0	0	0	0	0	0	0
2023	Denver	17	0	10	9	19	0-0	0-0	2	0	0	0	0	0	0
CAREER TOTALS		34	0	18	22	40	1-7	0-0	2	0	0	0	0	0	0

MATT HENNINGSEN'S CAREER GAME-BY-GAME

(Victories asterisked)

2022 DENVER (5-12)		TACKLES									
Date	Opponent	P/S	UT	A	TT	S-Yds.	I-Yds.	PD	FF	FR	
Sept 12	at Seattle	P	0	0	0	0-0	0-0	0	0	0	
Sept 18	vs. Houston*	P	1	0	1	0-0	0-0	0	0	0	
Sept 25	vs. San Francisco*	P	0	0	0	0-0	0-0	0	0	0	
Oct 2	at Las Vegas	P	0	1	1	0-0	0-0	0	0	0	
Oct 6	vs. Indianapolis	P	0	2	2	0-0	0-0	0	0	0	
Oct 17	at L.A. Chargers	P	1	0	1	1-7	0-0	0	0	0	
Oct 23	vs. N.Y. Jets	P	3	0	3	0-0	0-0	0	0	0	
Oct 30	at Jacksonville*	P	2	1	3	0-0	0-0	0	0	0	
Nov 13	at Tennessee	P	0	1	1	0-0	0-0	0	0	0	
Nov 20	vs. Las Vegas	P	0	3	3	0-0	0-0	0	0	0	
Nov 27	at Carolina	P	1	1	2	0-0	0-0	0	0	0	
Dec 4	at Baltimore	P	0	1	1	0-0	0-0	0	0	0	
Dec 11	vs. Kansas City	P	0	0	0	0-0	0-0	0	0	0	
Dec 18	vs. Arizona*	P	0	1	1	0-0	0-0	0	0	0	
Dec 25	at L.A. Rams	P	0	0	0	0-0	0-0	0	0	0	
Jan 1	at Kansas City	P	0	0	0	0-0	0-0	0	0	0	
Jan 8	vs. L.A. Chargers*	P	0	2	2	0-0	0-0	0	0	0	
Season Totals			17/0	8	13	21	1-7	0-0	0	0	0

2023 DENVER (8-9)		TACKLES									
Date	Opponent	P/S	UT	A	TT	S-Yds.	I-Yds.	PD	FF	FR	
Sept 10	vs. Las Vegas	P	0	1	1	0-0	0-0	0	0	0	
Sept 17	vs. Washington	P	1	1	2	0-0	0-0	2	0	0	
Sept 24	at Miami	P	0	0	0	0-0	0-0	0	0	0	
Oct 1	at Chicago*	P	1	0	1	0-0	0-0	0	0	0	
Oct 8	vs. N.Y. Jets	P	0	0	0	0-0	0-0	0	0	0	
Oct 12	at Kansas City	P	0	1	1	0-0	0-0	0	0	0	
Oct 22	vs. Green Bay*	P	2	0	2	0-0	0-0	0	0	0	
Oct 29	vs. Kansas City*	P	0	0	0	0-0	0-0	0	0	0	
Nov 13	at Buffalo*	P	0	0	0	0-0	0-0	0	0	0	
Nov 19	vs. Minnesota*	P	2	0	2	0-0	0-0	0	0	0	
Nov 26	vs. Cleveland*	P	0	1	1	0-0	0-0	0	0	0	
Dec 3	at Houston	P	1	1	2	0-0	0-0	0	0	0	
Dec 10	at L.A. Chargers*	P	1	0	1	0-0	0-0	0	0	0	
Dec 16	at Detroit	P	1	1	2	0-0	0-0	0	0	0	
Dec 24	vs. New England	P	0	2	2	0-0	0-0	0	0	0	
Dec 31	vs. L.A. Chargers*	P	1	1	2	0-0	0-0	0	0	0	
Jan 7	at Las Vegas	P	0	0	0	0-0	0-0	0	0	0	
Season Totals			17/0	10	9	19	0-0	0-0	2	0	0

DID YOU KNOW?

The Broncos in 2015 were a combined 11-3 (.786) in games decided by seven points or less with their 11 such wins representing the most in NFL history in a single season (including playoffs).

**LIL'JORDAN HUMPHREY 17****WIDE RECEIVER****6-4 • 225 • 6TH YR. • TEXAS****BORN:** April 18, 1998, in Southlake, Texas**HIGH SCHOOL:** Southlake Carroll High School, Southlake, Texas**ACQUIRED:** Free Agent, 2023**NFL YEAR:** 6th • **YEAR WITH BRONCOS:** 2nd**NFL GAMES PLAYED/STARTED:** 41/16 • **POSTSEASON GP/GS:** 2/0**HUMPHREY AT A GLANCE:**

- A sixth-year wide receiver who has appeared in 41 games (16 starts) with the Saints (2019-21), Patriots (2022) and Broncos (2023), tallying 31 catches for 477 yards (15.4 avg.) with six touchdowns.
- Made 13 catches for 162 yards (12.5 avg.) with a career-high three touchdown catches in 17 games (8 starts) in his first season with Denver during the 2023 season.
- Has also played in two postseason contests with New Orleans (2019-20).
- Appeared in six games (2 starts) with New England in 2022, totaling two catches for 20 yards (10.0 avg.) on 128 offensive snaps.
- Had his best season yet in 2021, totaling career highs of 249 receiving yards, 13 catches (19.2 avg.) and two scores in 10 games (4 starts) with the Saints.
- Caught three passes for 46 yards (15.3 avg.) and had one touchdown catch in 2020.
- Appeared in 36 games (18 starts) in three seasons at the University of Texas (2016-18), finishing his career with 125 receptions for 1,622 yards (13.0 avg.) with 10 scores along with six rushes for 25 yards (4.2 avg.) with one touchdown.
- As a junior in 2018, played in 14 games (12 starts) and led Texas with 86 catches for 1,176 yards (13.7 avg.) and nine touchdowns.
- Attended Southlake Carroll High School in Southlake, Texas, where he was named a two-time All-State selection by the Texas Sports Writers Association.
- Entered the NFL as a college free agent with New Orleans on May 10, 2019.
- Signed by the Broncos as a free agent on March 7, 2023.

CAREER TRANSACTIONS: Signed by New Orleans as a college free agent 5/10/19; Waived by New Orleans 8/31/19; Signed by New Orleans (practice squad) 9/1/19; Signed by New Orleans (active roster) 9/18/19; Waived by New Orleans 10/26/19; Signed by New Orleans (practice squad) 10/29/19; Signed by New Orleans (active roster) 12/28/19; Waived by New Orleans 9/5/20; Signed by New Orleans (practice squad) 9/6/20; Released by New Orleans 9/30/20; Signed by New Orleans (practice squad) 12/9/20; Signed reserve/futures contract with New Orleans 1/18/21; Signed by New England 6/16/22; Waived by New England 8/30/22; Signed by New England (practice squad) 8/31/22; Signed by England (active roster) 9/13/22; Waived by New England 10/11/22; Signed by New England (practice squad) 10/13/22; Released by New England 11/15/22; Signed by Denver 3/7/23; Released by Denver 10/11/23; Signed by Denver (practice squad) 10/12/23; Signed by Denver (active roster) 10/18/23; Released by Denver 10/20/23; Signed by Denver (practice squad) 10/21/23; Signed by Denver (active roster) 10/25/24; Re-signed by Denver 3/14/24.

2023: Humphrey made 13 catches for 162 yards (12.5 avg.) with a career-high three touchdown catches in 17 games (8 starts) in his first season with Denver... Made his Broncos debut vs. L.V. (9/10), catching the first touchdown pass of the season from QB Russell Wilson while also making two catches for 11 yards (5.5 avg.)... Recorded his second touchdown reception of the season when he caught three passes for 16 yards (5.3 avg.) at Det. (12/16)... Caught two passes for 69 yards (34.5 avg.), including a career-high receiving catch of 54 yards, vs. LAC (12/31).

2022: Humphrey appeared in six games (2 starts) with New England, totaling two catches for 20 yards (10.0 avg.) on 128 offensive snaps while appearing in 24 special-teams plays... Made his Patriots debut at Mia. (9/11)... Caught his first pass with the team at Pit. (9/18).

2021: Humphrey had his best season yet, totaling career highs of 249 receiving yards, 13 catches (19.2 avg.) and two scores in 10 games (4 starts)... Caught a four-yard pass for a touchdown at Phi. (11/21)... Made a career-high three catches for 47 yards (15.7 avg.) vs. Buf. (11/25)... Made two catches for 49 yards (24.5 avg.) along with his third career touchdown vs. Dal. (12/2)... Had three receptions for a career-high 70 yards (23.3 avg.), including a 56-yard grab, vs. Mia. (12/27)... Had 26 yards on two catches (13.0 avg.) vs. Car. (1/2).

2020: Humphrey played in three games (1 start), catching three passes for 46 yards (15.3 avg.) and had one touchdown catch... Caught his first career pass and scored his first receiving touchdown vs. K.C. (12/20), finishing the game with two catches for 29 yards (14.5 avg.)... Caught another pass for 17 yards at Car. (1/3).

2019: Humphrey started one-of-five games he played in after being signed by New Orleans as a college free agent... Played in 52 offensive snaps and seven special-teams snaps... Made his NFL debut at Sea. (9/22).

COLLEGE: Humphrey started 18-of-36 games played in three seasons at the University of Texas (2016-18), finishing with 125 receptions for 1,622 yards (13.0 avg.) with 10 scores along with six rushes for 25 yards (4.2 avg.) with one touchdown... Also returned 11 kickoffs for 252 yards (22.9 avg.)... As a junior in 2018, played in 14 games (12 starts) and led the team with 86 catches for 1,176 yards (13.7 avg.) and nine touchdowns... His 1,176 receiving yards were the third-most in a single season in program history at the time and was named honorable mention All-Big 12... Caught 37 passes for 431 yards with one score and was named honorable mention All-Big 12 in 2017.

PERSONAL: Humphrey attended Southlake Carroll High School in Southlake, Texas, where he was a two-time all-state selection... Named first-team 6A All-State by the Texas Sports Writers Association as an all-purpose player and second-team as a running back by the Associated Press in 2015... Rushed 184 times for 1,292 yards (7.2 avg.) with 14 touchdowns, and caught 57 passes for 876 yards with eight touchdowns as a senior... Named second-team 6A All-State by the Texas Sports Writers Association and honorable mention by Associated Press as a running back in 2014... Rushed for 1,828 yards with 29 touchdowns on 289 carries (6.3 avg.), while making 26 receptions for 285 yards with three touchdowns as a junior... Also competed in basketball and high jump... Lil'Jordan Humphrey was born on April 18, 1998 in Southlake, Texas.

HUMPHREY'S REGULAR SEASON RECORD

Year	Club	G	S	RECEIVING					RUSHING				SCORING							
				No.	Yds.	Avg.	LG	TD	No.	Yds.	Avg.	LG	TD	TD	TDre	TDru	TDrt	2pt	Pts.	
2019	New Orleans	5	1	0	0	—	—	0	0	0	—	—	0	0	0	0	0	0	0	0
2020	New Orleans	3	1	3	46	15.3	17t	1	0	0	—	—	0	1	1	0	0	0	0	6
2021	New Orleans	10	4	13	249	19.2	56	2	0	0	—	—	0	2	2	0	0	0	0	12
2022	New England	6	2	2	20	10.0	11	0	0	0	—	—	0	0	0	0	0	0	0	0
2023	Denver	17	8	13	162	12.5	54t	3	0	0	—	—	0	3	3	0	0	0	0	18
CAREER TOTALS		41	16	31	477	15.4	56	6	0	0	—	—	0	6	6	0	0	0	0	36

HUMPHREY'S POSTSEASON RECORD

Year	Club	G	S	RECEIVING					RUSHING				SCORING							
				No.	Yds.	Avg.	LG	TD	No.	Yds.	Avg.	LG	TD	TD	TDre	TDru	TDrt	2pt	Pts.	
2019	New Orleans	1	0	0	0	—	—	0	0	0	—	—	0	0	0	0	0	0	0	0
2020	New Orleans	1	0	1	14	14.0	14	0	0	0	—	—	0	0	0	0	0	0	0	0
CAREER TOTALS		2	0	1	14	14.0	14	0	0	0	—	—	0	0	0	0	0	0	0	0

HUMPHREY'S SINGLE GAME HIGHS

(Postseason in parentheses)

Receptions — 3, 3x, last: at Detroit, 12/16/23 (1, vs. Chicago, 1/10/21). **Receiving yards** — 70, vs. Miami, 12/27/21 (14, vs. Chicago, 1/10/21). **Longest reception** — 56, vs. Miami, 12/27/21 (14, vs. Chicago, 1/10/21). **Receiving touchdowns** — 1, 6x, last: vs. L.A. Chargers, 12/31/23 (none).

LIL' JORDAN HUMPHREY'S CAREER GAME-BY-GAME

(Victories asterisked)


2019 NEW ORLEANS (13-3)			RECEIVING					SCORING	
Date	Opponent	P/S	No.	Yds.	Avg.	LG	TD	2pt.	Pts.
Games 1-2									
PRACTICE SQUAD									
Sept 22	at Seattle*	P	0	0	—	—	0	0	0
Sept 29	vs. Dallas*	P	0	0	—	—	0	0	0
INACTIVE									
Oct 6	vs. Tampa Bay*								
Oct 13	at Jacksonville*	S	0	0	—	—	0	0	0
Oct 20	at Chicago*	P	0	0	—	—	0	0	0
Games 8-15									
PRACTICE SQUAD									
Dec 29	at Carolina*	P	0	0	—	—	0	0	0
Season Totals			5/1	0	0	—	—	0	0
Jan 5	vs. Minnesota §	P	0	0	—	—	0	0	0
Postseason Totals			1/0	0	0	—	—	0	0
§NFC Wild Card Game;									
2020 NEW ORLEANS (12-4)			RECEIVING					SCORING	
Date	Opponent	P/S	No.	Yds.	Avg.	LG	TD	2pt.	Pts.
Games 1-3									
PRACTICE SQUAD									
Games 4-13									
PRACTICE SQUAD/INJURED									
PRACTICE SQUAD									
Dec 13	at Philadelphia								
Dec 20	vs. Kansas City	S	2	29	14.5	17t	1	0	6
Dec 25	vs. Minnesota*	P	0	0	—	—	0	0	0
Jan 3	at Carolina*	P	1	17	17.0	17	0	0	0
Season Totals			3/1	3	46	15.3	17t	1	0
Jan 10	vs. Chicago*§	P	1	14	14.0	14	0	0	0
Jan 17	vs. Tampa Bay†								
PRACTICE SQUAD									
Postseason Totals			1/0	1	14	14.0	14	0	0

§NFC Wild Card Game; †NFC Divisional Playoff Game

2021 NEW ORLEANS (9-8)			RECEIVING					SCORING		
Date	Opponent	P/S	No.	Yds.	Avg.	LG	TD	2pt.	Pts.	
Sept 12	vs. Green Bay*	S	0	0	—	—	0	0	0	
Sept 19	at Carolina	P	1	27	27.0	27	0	0	0	
Games 3-5			INACTIVE							
Oct 25	at Seattle*	P	0	0	—	—	0	0	0	
Oct 31	vs. Tampa Bay*		DID NOT PLAY							
Nov 7	vs. Atlanta		DID NOT PLAY							
Nov 14	at Tennessee		INACTIVE							
Nov 21	at Philadelphia	P	1	4	4.0	4t	1	0	6	
Nov 25	vs. Buffalo	P	3	47	15.7	24	0	0	0	
Dec 2	vs. Dallas	P	2	49	24.5	25	1	0	6	
Dec 12	at N.Y. Jets*		INACTIVE							
Dec 19	at Tampa Bay*	S	0	0	—	—	0	0	0	
Dec 27	vs. Miami	S	3	70	23.3	56	0	0	0	
Jan 2	vs. Carolina*	S	2	26	13.0	18	0	0	0	
Jan 9	at Atlanta*	P	1	26	26.0	26	0	0	0	
Season Totals			10/4	13	249	19.2	56	2	0	12

2022 NEW ENGLAND (8-9)			RECEIVING					SCORING		
Date	Opponent	P/S	No.	Yds.	Avg.	LG	TD	2pt.	Pts.	
Sept 11	at Miami	P	0	0	—	—	0	0	0	
Sept 18	at Pittsburgh*	S	1	11	11.0	11	0	0	0	
Sept 25	vs. Baltimore	P	0	0	—	—	0	0	0	
Oct 2	at Green Bay	S	1	9	9.0	9	0	0	0	
Oct 9	vs. Detroit*	P	0	0	—	—	0	0	0	
Oct 16	at Cleveland*	P	0	0	—	—	0	0	0	
Games 7-9			PRACTICE SQUAD							
Games 10-17			NOT ON TEAM							
Season Totals			6/2	2	20	10.0	11	0	0	0

2023 DENVER (8-9)			RECEIVING					SCORING		
Date	Opponent	P/S	No.	Yds.	Avg.	LG	TD	2pt.	Pts.	
Sept 10	vs. Las Vegas	S	2	11	5.5	6	1	0	6	
Sept 17	vs. Washington	S	1	4	4.0	4	0	0	0	
Sept 24	at Miami	P	0	0	—	—	0	0	0	
Oct 1	at Chicago*	S	1	11	11.0	11	0	0	0	
Oct 8	vs. N.Y. Jets	S	0	0	—	—	0	0	0	
Oct 12	at Kansas City	P	0	0	—	—	0	0	0	
Oct 22	vs. Green Bay*	P	0	0	—	—	0	0	0	
Oct 29	vs. Kansas City*	P	0	0	—	—	0	0	0	
Nov 13	at Buffalo*	P	1	14	14.0	14	0	0	0	
Nov 19	vs. Minnesota*	P	0	0	—	—	0	0	0	
Nov 26	vs. Cleveland*	S	1	13	13.0	13	0	0	0	
Dec 3	at Houston	P	1	12	12.0	12	0	0	0	
Dec 10	at L.A. Chargers*	S	1	12	12.0	12	0	0	0	
Dec 16	at Detroit	S	3	16	5.3	8	1	0	6	
Dec 24	vs. New England	S	0	0	—	—	0	0	0	
Dec 31	vs. L.A. Chargers*	P	2	69	34.5	54t	1	0	6	
Jan 7	at Las Vegas	P	0	0	—	—	0	0	0	
Season Totals			17/8	13	162	12.5	54t	3	0	18



THOMAS INCOOM

OUTSIDE LINEBACKER

6-4 • 265 • 2ND YR. • CENTRAL MICHIGAN

BORN: Feb. 19, 1999, in Stone Mountain, Ga.


HIGH SCHOOL: Stone Mountain (Ga.) High School

ACQUIRED: College Free Agent, 2023

NFL YEAR: 2nd • **YEAR WITH BRONCOS:** 2nd

NFL GAMES PLAYED/STARTED: 4/0

59



- INCOOM AT A GLANCE:**
- A second-year outside linebacker who played in four games with the Broncos in 2023, totaling two tackles (1 solo).
 - Appeared in 50 games (26 starts) at Central Michigan (2021-22) and Valdosta St. (2018-19), racking up 145 tackles (69 solo), 24.5 sacks (217 yds.), two passes defended, five forced fumbles and three fumble recoveries.
 - Totaled 84 tackles (47 solo), 15.5 sacks (116 yds.), one forced fumble and two fumble recoveries in two seasons at Central Michigan.
 - Started all 12 games played in 2022 and was named first-team All-Mid-American Conference after totaling 56 tackles (31 solo), 11.5 sacks (72 yds.), one forced fumble and two fumble recoveries.

- Appeared in 25 games (12 starts) in two years at Valdosta St., tallying 61 tackles (22 solo), 13 sacks (101 yds.), four forced fumbles, one fumble recovery and two passes defended.
- Started 9-of-11 games in 2019 and was named first-team All-Gulf South Conference after making 33 tackles (15 solo), 9.5 sacks (68 yds.), four forced fumbles, one fumble recovery and two passes defended
- Entered the NFL with the Broncos as a college free agent on May 12, 2023.

CAREER TRANSACTIONS: Signed by Denver as a college free agent 5/12/23.



2023: Incoom played in four games with the Broncos as a rookie after signing with the team as a college free agent, totaling two tackles (1 solo)... Made his NFL debut vs. Was. (9/17)... Made his first career tackle at Mia. (9/24).

COLLEGE: Incoom played four years at the collegiate level, spending two seasons at Central Michigan University (2021-22) and two years at Valdosta St. (2018-19)... Played a total of 50 games (26 starts), racking up 145 tackles (69 solo), 24.5 sacks (217 yds.), two passes defended, five forced fumbles and three fumble recoveries... While at Central Michigan University, played in 25 games (14 starts) in two seasons with the Chippewas (2021-22)... Totaled 84 tackles (47 solo), 15.5 sacks (116 yds.), one forced fumble and two fumble recoveries with Central Michigan... Started all 12 games played in 2022 and was named first-team All-Mid-American Conference after totaling 56 tackles (31 solo), 11.5 sacks (72 yds.), one forced fumble and two fumble recoveries... Ranked fourth in the nation and second in the MAC in sacks while ranking seventh in the country and second in the conference in tackles for loss (19)... Prior to his two seasons at Central Michigan, played two years at Valdosta State (2018-19)... Appeared in 25 games (12 starts) with the Blazers and tallied 61 tackles (22 solo), 13 sacks (101 yds.), four forced fumbles, one fumble recovery and two passes defended... Started 9-of-11 games in 2019 and was named first-team All-Gulf South Conference after making 33 tackles (15 solo), 9.5 sacks (68 yds.), four forced fumbles, one fumble recovery and two passes defended... Ranked 16th in the nation and second in the conference in sacks per game (0.86)... Played in 14 games (3 starts) as a redshirt freshman in 2018, making 28 tackles (7 solo) and 3.5 sacks (33 yds.).

PERSONAL: Incoom attended Stone Mountain (Ga.) High School... Thomas Incoom was born on Feb. 19, 1999.

INCOOM'S REGULAR SEASON RECORD

Year	Club	G	S	UT	A	TT	S-Yds.	I-Yds.	PD	FF	FR	TD-Int.	TD-FR	S	Pts.
2023	Denver	4	0	1	1	2	0-0	0-0	0	0	0	0	0	0	0
CAREER TOTALS		4	0	1	1	2	0-0	0-0	0	0	0	0	0	0	0

THOMAS INCOOM'S CAREER GAME-BY-GAME

(Victories asterisked)

2023 DENVER (8-9)		TACKLES									
Date	Opponent	P/S	UT	A	TT	S-Yds.	I-Yds.	PD	FF	FR	
Sept 10	vs. Las Vegas				INACTIVE						
Sept 17	vs. Washington	P	0	0	0	0-0	0-0	0	0	0	
Sept 24	at Miami	P	2	0	1	0-0	0-0	0	0	0	
Oct 1	at Chicago*	P	0	0	0	0-0	0-0	0	0	0	
Games 5-13					INACTIVE						
Dec 16	at Detroit	P	0	1	1	0-0	0-0	0	0	0	
Games 15-17					INACTIVE						
Season Totals			4/0	1	1	2	0-0	0-0	0	0	0



BRANDON JOHNSON

89

WIDE RECEIVER

6-2 • 195 • 3RD YR. • CENTRAL FLORIDA

BORN: July 26, 1998, in Fort Lauderdale, Fla.

HIGH SCHOOL: American Heritage High School, Plantation, Fla.

ACQUIRED: College Free Agent, 2022

NFL YEAR: 3rd • YEAR WITH BRONCOS: 3rd

NFL GAMES PLAYED/STARTED: 20/3



JOHNSON AT A GLANCE:

- A third-year wide receiver who has appeared in 20 games (3 starts) with the Broncos in 2022-23, tallying 25 catches for 326 yards (13.0 avg.) with five touchdowns and one two-point conversion.
- Tied for the third-most receiving touchdowns (5) by a Broncos' undrafted player in his first two seasons.

- Produced 19 catches for 284 yards (14.9 avg.) with four touchdowns in 13 games (2 starts) in 2023.
- Appeared in 13 games (12 starts) in his lone season at the University of Central Florida, tallying 38 receptions for 565 yards (14.9 avg.) with 11 scores.
- Played five seasons at the University of Tennessee (2016-20) prior to transferring to UCF, totaling 79 receptions for 969 yards with one touchdown over 46 career games (15 starts).
- Totaled 19 catches for 231 yards (12.2 avg.) in nine games played in 2020.
- Prepped at American Heritage High School in Plantation, Fla., where he was a PrepStar All-Southeast Region selection during his tenure and tallied 20 receptions for 237 yards with three scores in 2015.
- Signed by the Broncos as a college free agent on May 13, 2022.

CAREER TRANSACTIONS: Signed by Denver as a college free agent 5/13/22; Waived by Denver 9/6/22; Signed by Denver (practice squad) 10/17/22; Signed by Denver (active roster) 12/3/22.



2023: Johnson produced 19 catches for 284 yards (14.9 avg.) with four touchdowns in 13 games (2 starts)... Caught two passes for 31 yards (15.5 avg.)—including a game-high 21-yard pass from QB Russell Wilson—in the season opener vs. L.V. (9/10)... Recorded his first career multi-score game—including 16-yard and 50-yard touchdown receptions—and finished with 66 receiving yards on two catches (33.0 avg.) vs. Was. (9/17)... Caught the last second hail mary pass from QB Russell Wilson after the ball was deflected at the end of the game versus the Commanders... Caught a four-yard touchdown pass from Wilson to help start a 21-point comeback in the win at Chi. (10/1)... Caught three passes for 47 yards (15.7 avg.)—including a 21-yard touchdown pass from Wilson—and also converted one two-point conversion vs. N.E. (12/24)... Set a career high with four receptions for 27 yards (6.8 avg.) vs. LAC (12/31)... Set a career high with a team-high 88 receiving yards on four catches (22.0 avg.) at L.V. (1/7).

2022: Johnson appeared in seven games (1 start) with the Broncos after being signed by the team as a college free agent on May 13, tallying six catches for 42 yards (7.0 avg.) with one touchdown... Competed with Denver during training camp before being released then signed to the practice squad on Oct. 17... Made his NFL debut vs. L.V. (11/20)... Caught his first career NFL touchdown at Car. (11/27) on QB Russell Wilson's 300th career touchdown pass... Posted a career-high 30 yards on three catches (10.0 avg.) vs. Ari. (12/18).

COLLEGE: Johnson started 12-of-13 games played in his lone season at the University of Central Florida, tallying 38 receptions for 565 yards (14.9 avg.) with 11 scores as a redshirt senior in 2021... Collected the eighth-most touchdowns (11) in program history in a single season, while ranking first on the team, second in the American Athletic Conference and 16th in the nation in touchdown catches... Played five seasons at the University of Tennessee (2016-20) prior to transferring to UCF, finishing with 79 receptions for 969 yards with one touchdown over 46 career games (15 starts) with the Volunteers... Totaled 19 catches for 231 yards (12.2 avg.) in nine games played in 2020... Appeared in four games in 2019 before electing to redshirt for the remainder of the season... Played all 12 games (2 starts) in 2018, recording 14 catches for 132 yards (9.4 avg.)... Started 7-of-12 games played in 2017, collecting 37 receptions for 482 yards (13.0 avg.) with one score... Saw action in nine game as a freshman, adding seven catches for 93 yards (13.3 avg.).

PERSONAL: Johnson prepped at American Heritage High School in Plantation, Fla., where he was a PrepStar All-Southeast Region selection during his tenure... Tallied 20 receptions for 237 yards with three scores as a senior in 2015... Brandon Johnson was born on July 26, 1998 in Fort Lauderdale, Fla.

JOHNSON'S REGULAR SEASON RECORD

Year	Club	G	S	RECEIVING				RUSHING				SCORING								
				No.	Yds.	Avg.	LG	TD	No.	Yds.	Avg.	LG	TD	TD	TDre	TDru	TDrt	2pt	Pts.	
2022	Denver	7	1	6	42	7.0	12	1	0	0	—	—	0	1	1	0	0	0	6	
2023	Denver	13	2	19	284	14.9	50t	4	0	0	—	—	0	4	4	0	0	0	1	26
CAREER TOTALS		20	3	25	326	13.0	50t	5	0	0	0	0	0	5	5	0	0	0	1	32

JOHNSON'S SINGLE-GAME HIGHS

(Postseason in parentheses)

Receptions — 4, twice, last: at Las Vegas, 1/7/24 (none). **Receiving yards** — 88, at Las Vegas, 1/7/24 (none). **Longest reception** — 50t, vs. Washington, 9/17/23 (none). **Receiving touchdowns** — 2, vs. Washington, 9/17/23 (none).

Did You Know?

The Broncos in 2015 earned wins against the 6-0 Packers (Week 8) and 10-0 Patriots (Week 12) to become the first team since the 2004 Steelers to beat two teams with 6-0 or better records in the same season.

BRANDON JOHNSON'S CAREER GAME-BY-GAME

(Victories asterisked)

2022 DENVER (5-12)		RECEIVING						SCORING	
Date	Opponent	P/S	No.	Yds.	Avg.	LG	TD	2pt.	Pts.
Games 1-6		NOT ON TEAM							
Games 7-9		PRACTICE SQUAD							
Nov 20	vs. Las Vegas	P	1	2	2.0	0	0	0	0
Nov 27	at Carolina	P	2	10	5.0	9	1	0	0
Dec 4	at Baltimore	P	0	0	—	—	0	0	0
Dec 11	vs. Kansas City	P	0	0	—	—	0	0	0
Dec 18	vs. Arizona*	S	3	30	10.0	12	0	0	0
Dec 25	at L.A. Rams	INACTIVE							
Jan 1	at Kansas City	P	0	0	—	—	0	0	0
Jan 8	vs. L.A. Chargers*	P	0	0	—	—	0	0	0
Season Totals		7/1	6	42	7.0	12	1	0	6
2023 DENVER (8-9)		RECEIVING						SCORING	
Date	Opponent	P/S	No.	Yds.	Avg.	LG	TD	2pt.	Pts.
Sept 10	vs. Las Vegas	P	2	31	15.5	21	0	0	0
Sept 17	vs. Washington	S	2	66	33.0	50t	2	0	12
Sept 24	at Miami	P	2	12	6.0	8	0	0	0
Oct 1	at Chicago*	P	1	4	4.0	4t	1	0	6
Oct 8	vs. N.Y. Jets	P	1	9	9.0	9	0	0	0
Oct 12	at Kansas City	S	0	0	—	—	0	0	0
Oct 22	vs. Green Bay*	P	0	0	—	—	0	0	0
Games 8-11		INJURED RESERVE							
Dec 3	at Houston	P	0	0	—	—	0	0	0
Dec 10	at L.A. Chargers*	P	0	0	—	—	0	0	0
Dec 16	at Detroit	P	0	0	—	—	0	0	0
Dec 24	vs. New England	P	3	47	15.7	21t	1	1	8
Dec 31	vs. L.A. Chargers*	P	4	27	6.8	10	0	0	0
Jan 7	at Las Vegas	P	4	88	22.0	36	0	0	0
Season Totals		13/2	19	284	14.9	50t	4	0	26



BRANDON JONES

22

SAFETY

6-1 • 190 • 5TH YR. • TEXAS

BORN: April 2, 1998, in Nacogdoches, Texas

HIGH SCHOOL: Nacogdoches (Texas) High School

ACQUIRED: Unrestricted Free Agent (Miami), 2024

NFL YEAR: 5th • **YEAR WITH BRONCOS:** 1st

NFL GAMES PLAYED/STARTED: 54/30 • **POSTSEASON GP/GS:** 1/1



JONES AT A GLANCE:

- A fifth-year safety who has appeared in 54 career regular-season games (30 starts) for the Dolphins from 2020-23, recording 230 tackles (146 solo), eight sacks (78 yds.), three interceptions (48 yds.), nine passes defended, four forced fumbles, three fumble recoveries and eight special-teams stops.
- Made 16 appearances (6 starts) in 2023, totaling 46 tackles (35 solo), a career-high two interceptions (40 yds.), four passes defended, one forced fumble and one fumble recovery.
- Started all seven games played, recording 49 tackles (26 solo), two sacks (30 yds.), three passes defended and one forced fumble in 2022.
- In 2021, produced a career highs with 76 tackles (45 solo) and five sacks (39 yds.) along with one interception (8 yds.), one pass defended, one forced fumble and two fumble recoveries in 15 games (13 starts).
- Played in all 16 games (4 starts) as a rookie in 2020, recording totals of 59 tackles (40 solo), one sack (9 yds.), one pass defended and one forced fumble.
- Appeared in 47 games (35 starts) at the University of Texas, recording 233 tackles (175 solo), one sack (7 yds.), four interceptions (33 yds.), 11 passes defended, two forced fumbles and two fumble recoveries.
- Earned honorable mention All-Big 12 as a junior in 2018 after starting 10 games and totaling 70 tackles (48 solo), two interceptions (26 yds.), three passes defended and two fumble recoveries.

- Attended Nacogdoches (Texas) High School, where he was an All-American as well as two-time all-state and all-district honoree.
- Signed by Denver as an unrestricted free agent on March 13, 2024
- Selected in the third-round (70th overall) of the 2020 NFL Draft by Miami.

CAREER TRANSACTIONS: Signed by Miami as a draft pick 5/13/20; Signed by Denver 3/13/24.



2023: Jones made 16 appearances (6 starts), totaling 46 tackles (35 solo), a career-high two interceptions (40 yds.), four passes defended, one forced fumble and one fumble recovery... Recorded seven tackles (4 solo) and broke up one pass vs. N.E. (10/29)... Made five tackles (4 solo) at Was. (12/3)... Registered seven tackles (5 solo), one forced fumble and one pass defended vs. Ten. (12/11)... Notched a career-high with two interceptions (40 yds.) along with five solo tackles and two passes defended vs. NYJ (12/17)... Tallied nine tackles (7 solo) and one fumble recovery vs. Dal. (12/24)... Had eight tackles (6 solo) vs. Buf. (1/7)... Appeared in his first postseason game, starting at K.C. (1/13) and finishing with eight tackles (4 solo) and one forced fumble.

2022: Jones started all seven games played, recording 49 tackles (26 solo), two sacks (30 yds.), three passes defended and one forced fumble... Placed on injured reserve (knee) on Oct 25... Started the season with a career-high 11 tackles (6 solo) along with one sack (13 yds.), one forced fumble and one pass defended vs. N.E. (9/11)... Broke up one pass and totaled nine tackles 96 solo) vs. Buf. (9/25)... Notched his second sack of the season for a 17-yard loss along with nine tackles (5 solo) at NYJ (10/9)... Notched six tackles (3 solo) and one pass defended vs. Min. (10/16)... Had seven tackles (2 solo) vs. Pit. (10/23).

2021: Jones produced a career highs with 76 tackles (45 solo) and five sacks (39 yds.) along with one interception (8 yds.), one pass defended, one forced fumble and two fumble recoveries in 15 games (13 starts)... Recovered one fumble and logged six tackles (5 solo) vs. Buf. (9/19)... Recorded a career-high two sacks (22 yds.) along with six tackles (4 solo) at L.V. (9/16)... Made six tackles (3 solo) and recovered one fumble vs. Hou. (11/7)... Finished with seven tackles (6 solo) vs. Bal. (11/11)... Recorded his first of three consecutive games with a sack at NYJ (11/21), bringing down Jets QB Joe Flacco for a six-yard loss on top of forcing one fumble and totaling six tackles (2 solo)... Had an eight-yard sack along with six tackles (4 solo) vs. NYJ (12/19)... Intercepted his first career pass—returning it eight yards—and registered six tackles (2 solo), including a three-yard sack, at N.O. (12/27)... Made eight tackles (4 solo) vs. N.E. (1/9).

2020: Jones played in all 16 games (4 starts) with Miami as a rookie after being drafted by the team in the third round (70th overall) in the 2020 NFL Draft... Recorded totals of 59 tackles (40 solo), one sack (9 yds.), one pass defended and one forced fumble... Made his first career start in Week 1 at N.E. (9/13), totaling nine tackles (7 solo)... Recorded his first career pass defended and also notched three solo tackles vs. NYJ (10/18)... Made eight tackles (4 solo) vs. K.C. (12/13)... Forced his first career fumble and also made six tackles (4 solo) vs. N.E. (12/20).

COLLEGE: Jones appeared in 47 games (35 starts) at the University of Texas, recording 233 tackles (175 solo), one sack (7 yds.), four interceptions (33 yds.), 11 passes defended, two forced fumbles and two fumble recoveries... Also returned three kickoffs for 55 yards (18.3 avg.) and 14 punts for 161 yards (11.5 avg.)... Started all 13 games in 2019, logging 86 tackles (64 solo), one sack (7 yds.), two interceptions (7 yds.), six passes defended, one forced fumble and one fumble recovery... Earned honorable mention All-Big 12 as a junior in 2018 after starting 10 games and totaling 70 tackles (48 solo), two interceptions (26 yds.), three passes defended and two fumble recoveries... Produced 61 tackles (51 solo), two passes defended and one forced fumble in 12 games (12 starts) in 2017.

PERSONAL: Jones attended Nacogdoches (Texas) High School, where he was an All-American as well as two-time all-state and all-district honoree... Was named Defensive Player of the Year in Texas and to the All-USA Texas First Team by *USA Today* in 2015... recorded 124 tackles, 16 tackles for loss and two interceptions as well as eight touchdowns between offense and special teams as a senior in 2015... Also earned first-team all-state and all-district honors as a senior... Registered 30 tackles and two forced fumble as a junior... Tabbed first-team all-district and honorable mention all-state in 2013 after totaling 95 tackles, five interceptions (1 TD) and 13 passes defended... Also competed in track and field in the 100m, 4x100m and 4x200m... Brandon Jones was born on April 2, 1998, in Nacogdoches, Texas.

JONES' REGULAR SEASON RECORD

Year	Club	G	S	UT	A	TT	S-Yds.	I-Yds.	PD	FF	FR	TD-Int.	TD-FR	S	Pts.
2020	Miami	16	4	40	19	59	1-9	0-0	1	1	0	0	0	0	0
2021	Miami	15	13	45	31	76	5-39	1-8	1	1	2	0	0	0	0
2022	Miami	7	7	26	23	49	2-30	0-0	3	1	0	0	0	0	0
2023	Miami	16	6	35	11	46	0-0	2-40	4	1	1	0	0	0	0
CAREER TOTALS		54	30	146	84	230	8-78	3-48	9	4	3	0	0	0	0

ADDITIONAL STATISTICS: *Special-teams tackles* — 2020 (2), 2021 (4), 2023 (2), TOTAL (8).

JONES' POSTSEASON RECORD

Year	Club	G	S	UT	A	TT	S-Yds.	I-Yds.	PD	FF	FR	TD-Int.	TD-FR	S	Pts.
2023	Miami	1	1	4	4	8	0-0	0-0	0	1	0	0	0	0	0
CAREER TOTALS		1	1	4	4	8	0-0	0-0	0	1	0	0	0	0	0

JONES' SINGLE GAME HIGHS

(Postseason in parentheses)

Tackles — 11, vs. New England, 9/11/22 (8, at Kansas City, 1/13/24). **Sacks** — 2, at Las Vegas, 9/26/21 (none). **Sack yards** — 22, at Las Vegas, 9/26/21 (none). **Interceptions** — 2, vs. N.Y. Jets, 12/17/23 (none). **Interception return yards** — 40, vs. N.Y. Jets, 12/17/23 (none). **Passes Defended** — 2, vs. N.Y. Jets, 12/17/23 (none). **Forced Fumbles** — 1, 4x, last: vs. Tennessee, 12/11/23 (1, at Kansas City, 1/13/24). **Fumble Recoveries** — 1, 3x, last: vs. Dallas, 12/24/23 (none). **Special-teams tackles** — 1, 8x, last: vs. Denver, 9/24/23 (none).

BRANDON JONES' CAREER GAME-BY-GAME

(Victories asterisked)

2020 MIAMI (10-6)		TACKLES												
Date	Opponent	P/S	UT	A	TT	S-Yds.	I-Yds.	PD	FF	FR				
Sept 13	at New England	S	7	2	9	0-0	0-0	0	0	0				
Sept 20	vs. Buffalo	P	1	0	1	0-0	0-0	0	0	0				
Sept 24	at Jacksonville*	P	3	2	5	0-0	0-0	0	0	0				
Oct 4	vs. Seattle	P	1	0	1	0-0	0-0	0	0	0				
Oct 11	at San Francisco*	P	1	1	2	0-0	0-0	0	0	0				
Oct 18	vs. N.Y. Jets*	P	3	0	3	0-0	0-0	1	0	0				
Nov 1	vs. L.A. Rams*	P	2	1	3	0-0	0-0	0	0	0				
Nov 8	at Arizona*	P	3	0	3	0-0	0-0	0	0	0				
Nov 15	vs. L.A. Chargers*	S	3	2	5	0-0	0-0	0	0	0				
Nov 22	at Denver	S	1	1	2	0-0	0-0	0	0	0				
Nov 29	at N.Y. Jets*	P	2	1	3	1-9	0-0	0	0	0				
Dec 6	vs. Cincinnati*	P	2	2	4	0-0	0-0	0	0	0				
Dec 13	vs. Kansas City	P	4	4	8	0-0	0-0	0	0	0				
Dec 20	vs. New England*	S	4	2	6	0-0	0-0	0	1	0				
Dec 26	at Las Vegas*	P	2	1	3	0-0	0-0	0	0	0				
Jan 3	at Buffalo	P	1	0	1	0-0	0-0	0	0	0				
Season Totals			16/4	40	19	59	1-9	0-0	1	1	0			
2021 MIAMI (9-8)		TACKLES												
Date	Opponent	P/S	UT	A	TT	S-Yds.	I-Yds.	PD	FF	FR				
Sept 12	at New England*	S	1	0	1	0-0	0-0	0	0	0				
Sept 19	vs. Buffalo	S	5	1	6	0-0	0-0	0	0	1				
Sept 26	at Las Vegas	P	4	2	6	2-22	0-0	0	0	0				
Oct 3	vs. Indianapolis	P	0	0	0	0-0	0-0	0	0	0				
Oct 10	at Tampa Bay	S	1	3	4	0-0	0-0	0	0	0				
Oct 17	at Jacksonville	S	4	1	5	0-0	0-0	0	0	0				
Oct 24	vs. Atlanta	S	1	4	5	0-0	0-0	0	0	0				
Oct 31	at Buffalo	S	4	1	5	0-0	0-0	0	0	0				
Nov 7	vs. Houston*	S	3	3	6	0-0	0-0	0	0	1				
Nov 11	vs. Baltimore*	S	6	1	7	0-0	0-0	0	0	0				
Nov 21	at N.Y. Jets*	S	2	4	6	1-6	0-0	0	1	0				
Games 12-13		INACTIVE												
Dec 19	vs. N.Y. Jets*	S	4	2	6	1-8	0-0	0	0	0				
Dec 27	at New Orleans*	S	2	4	6	1-3	1-8	1	0	0				
Jan 2	at Tennessee	S	4	1	5	0-0	0-0	0	0	0				
Jan 9	vs. New England*	S	4	4	8	0-0	0-0	0	0	0				
Season Totals			15/13	45	31	76	5-39	1-8	1	1	2			
2022 MIAMI (9-8)		TACKLES												
Date	Opponent	P/S	UT	A	TT	S-Yds.	I-Yds.	PD	FF	FR				
Sept 11	vs. New England*	S	6	5	11	1-13	0-0	1	1	0				
Sept 18	at Baltimore*	S	2	2	4	0-0	0-0	0	0	0				
Sept 25	vs. Buffalo*	S	6	3	9	0-0	0-0	1	0	0				
Sept 29	at Cincinnati	S	2	1	3	0-0	0-0	0	0	0				
Oct 9	at N.Y. Jets	S	5	4	9	1-17	0-0	0	0	0				
Oct 16	vs. Minnesota	S	3	3	6	0-0	0-0	1	0	0				
Oct 23	vs. Pittsburgh*	S	2	5	7	0-0	0-0	0	0	0				
Games 8-17		INJURED RESERVE												
Season Totals			7/7	26	23	49	2-30	0-0	3	1	0			

DID YOU KNOW?

The Broncos, who were charter members of the American Football League in 1960, celebrated their 60th season of professional football in 2019.

2023 MIAMI (11-6)		TACKLES									
Date	Opponent	P/S	UT	A	TT	S-Yds.	I-Yds.	PD	FF	FR	
Sept 10	at L.A. Chargers*	P	0	0	0	0-0	0-0	0	0	0	
Sept 17	at New England*	P	0	0	0	0-0	0-0	0	0	0	
Sept 24	vs. Denver*	P	1	1	2	0-0	0-0	0	0	0	
Oct 1	at Buffalo	S	2	0	2	0-0	0-0	0	0	0	
Oct 8	vs. N.Y. Giants*	P	0	0	0	0-0	0-0	0	0	0	
Oct 15	vs. Carolina*	P	0	0	0	0-0	0-0	0	0	0	
Oct 22	at Philadelphia	P	0	0	0	0-0	0-0	0	0	0	
Oct 29	vs. New England*	S	4	3	7	0-0	0-0	1	0	0	
Nov 5	at Kansas City	INACTIVE									
Nov 19	vs. Las Vegas*	P	0	0	0	0-0	0-0	0	0	0	
Nov 24	at N.Y. Jets*	P	1	0	1	0-0	0-0	0	0	0	
Dec 3	at Washington*	S	4	1	5	0-0	0-0	0	0	0	
Dec 11	vs. Tennessee	S	5	2	7	0-0	0-0	1	1	0	
Dec 17	vs. N.Y. Jets*	S	5	0	5	0-0	2-40	2	0	0	
Dec 24	vs. Dallas*	S	7	2	9	0-0	0-0	0	0	1	
Dec 31	at Baltimore	P	0	0	0	0-0	0-0	0	0	0	
Jan 7	vs. Buffalo	P	6	2	8	0-0	0-0	0	0	0	
Season Totals			16/6	35	11	46	0-0	2-40	4	1	1
Jan 13	at Kansas City*§	S	4	4	8	0-0	0-0	0	1	0	
Postseason Totals			1/1	4	4	8	0-0	0-0	0	1	0

§AFC Wild Card Game



D.J. JONES

93

DEFENSIVE TACKLE

6-0 • 305 • 8TH YR. • MISSISSIPPI

BORN: Jan. 19, 1995, in Greenville, S.C.

HIGH SCHOOL: Wren High School, Piedmont, S.C.

ACQUIRED: Unrestricted Free Agent (San Francisco), 2022

NFL YEAR: 8th • YEAR WITH BRONCOS: 3rd

NFL GAMES PLAYED/STARTED: 92/77 • POSTSEASON GP/GS: 3/3



JONES AT A GLANCE:

- An eighth-year defensive tackle who has appeared in 92 career regular-season games (77 starts) and three postseason contests (all starts) with San Francisco (2017-21) and Denver (2022-23).
- Totaled 206 tackles (144 solo), 11 sacks (90 yds.), nine passes defensed, six forced fumbles and two fumble recoveries during his career.
- Became the first Broncos defensive tackle since at least 1994 to record at least three forced fumbles in a single season with his three forced fumbles in 2023.
- Finished his second season in Denver with 46 tackles (30 solo), two sacks (23 yds.), three forced fumbles and two fumble recoveries in 16 starts in 2023.
- Tallied eight tackles (four solo) and one sack (13 yds.) in three postseason contests.
- Started all 15 games he appeared in with the Broncos during the 2022 season, posting 34 tackles (22 solo), two sacks (14 yds.) and a career-high six passes defensed.
- Started all 17 games for the 49ers in 2021, posting a career-high 56 tackles (40 solo), two sacks (20 yds.), one pass defensed and career-high two forced fumbles.
- Opened all 14 games in 2020, nabbing 20 tackles (14 solo), career-high three sacks (16 yds.) and one pass defensed.
- Registered 23 tackles (19 solo), two sacks (17 yds.), and one forced fumble in 11 games played (all starts) in 2019.
- Played 10 games (4 starts) in 2018, collecting 17 tackles (11 solo).
- Appeared in nine games during his rookie season (2017) and totaled 10 tackles (8 solo) and one pass defensed for San Francisco.
- Started 15-of-25 games played at the University of Mississippi (2015-16), registering 70 tackles (34 solo), six sacks (33 yds.), one interception, one forced fumble and one fumble recovery.
- Signed by the Broncos as an unrestricted free agent (S.F.) on March 16, 2022.
- Selected by the 49ers in the sixth round (198th overall) of the 2017 NFL Draft.

CAREER TRANSACTIONS: Signed by San Francisco as a draft choice 5/4/17; Re-signed by San Francisco 3/22/21; Signed by Denver 3/16/22.

2023: Jones finished his second season in Denver with 46 tackles (30 solo), two sacks (23 yds.), three forced fumbles and two fumble recoveries in 16 starts... Jones became the first Broncos defensive tackle since at least 1994 to record at least three forced fumbles in a single season... Tallied three tackles (2 solo) in the season opener vs. L.V. (9/10)... Made four unassisted tackles and had one quarterback hit in the comeback win at Chi. (10/1)... Had three tackles, including one tackle for loss, in the win vs. G.B. (10/22)... Forced one fumble and made three tackles (2 solo) in the win vs. Min. (11/19)... Recovered his first career fumble to help set up a touchdown drive and also made one assisted tackle in the win vs. Cle. (11/26)... Made five tackles (3 solo), including one tackle for loss, at Hou. (12/3)... Recorded his 10th career sack (7 yds.) on Lions QB Jared Goff at Det. (12/16) and also made four tackles (3 solo) in the game... Forced a strip sack on Patriots QB Bailey Zappe and recovered the ball while also making four tackles (2 solo) vs. N.E. (12/24)... Recorded four tackles (3 solo) at L.V. (1/7).

2022: Jones started all 15 games he appeared in, posting 34 tackles (22 solo), two sacks (14 yds.) and a career-high six passes defended... His six passes defended are the most by a Denver defensive tackle in a single season since former Broncos DT Malik Jackson (7) in 2015... Produced four tackles (3 solo) and a pass defended in his Broncos debut at Sea. (9/12)... Posted his first sack (8 yds.) with Denver along with three tackles (2 solo) and a pass defended at L.V. (10/2)... Tallied a sack in back-to-back games for the first time in his career after bringing down Colts QB Matt Ryan and also made five tackles (4 solo) vs. Ind. (10/6)... Batted a pass down from Titans QB Ryan Tannehill and made three tackles (2 solo) at Ten. (11/13)... Had a pass defended and an assisted tackle vs. L.V. (11/20)... Produced his sixth pass defended of the season and had two tackles (1 solo) vs. Ari. (12/18).

2021: Jones started all 17 regular-season games played for San Francisco, totaling a career-high 56 tackles (40 solo), two sacks (20 yds.), one pass defended and career-high two forced fumbles... Tallied one forced fumble and had three tackles (2 solo) vs. Sea. (10/3)... Recorded one sack (14 yds.) and added four solo tackles at Ari. (10/10)... Posted a career-high eight tackles (4 solo) vs. Ari. (11/15)... Nabbed seven solo tackles and his second forced fumble of the season at Sea. (12/5)... Collected one sack (6 yds.) and one pass defended in the season finale at LAR (1/9)... Started all three of San Francisco's postseason contests, tallying eight tackles (4 solo) and one sack (13 yds.)... Had one sack (13 yds.) in the NFC Wild Card Game at Dal. (1/16)... Added four tackles (2 solo) in the divisional round at G.B. (1/22)... Posted three tackles (1 solo) in the NFC Championship Game at LAR (1/30).

2020: Jones tallied 20 tackles (14 solo), career-high three sacks (16 yds.) and one pass defended while starting all 14 games played... Posted one sack (1 yd.) and one pass defended vs. Ari. (9/13)... Collected one sack (7 yds.) vs. Phi. (10/4)... Collected his third sack (8 yds.) of the season at Ari. (12/26)...Registered a career-high four tackles (2 solo) in the season finale vs. Sea. (1/3).

2019: Jones started all 11 games played, recording 23 tackles (19 solo), two sacks (17 yds.) and one forced fumble... Totaled season-high five tackles (4 solo) and one sack (10 yds.) vs. Car. (10/27)... Added one sack (7 yds.) vs. Sea. (11/11)... Had one forced fumble and added two tackles (1 solo) at N.O. (12/8).

2018: Jones played 10 games (4 starts), totaling 17 tackles (11 solo)... Made his first career start and posted a season-high four tackles (2 solo) vs. Den. (12/9)... Recorded three tackles in three consecutive weeks (Weeks 15-17) to conclude the season.

2017: Jones, who was selected by the 49ers in the sixth round (198th overall) of the 2017 NFL Draft, appeared in nine games, tallying 10 tackles (8 solo) and one pass defended... Made his NFL debut and had one solo tackle vs. Car. (9/10)... Recorded his first career pass defended at Sea. (9/17)... Posted a season-high four solo tackles vs. Dal. (10/22).

COLLEGE: Jones started 15-of-25 games played during his final two collegiate seasons at Ole Miss (2015-16)... Registered 70 tackles (34 solo), six sacks (33 yds.), one interception, one forced fumble and one fumble recovery... Began his collegiate career at East Mississippi Community College (Scooba, Miss.)... Was a two-year starter who helped guide East Mississippi to a 24-0 record and two National Junior College Athletic Association (NJCAA) national championships during his tenure... Earned Mississippi Association of Community and Junior Colleges (MACJC) all-region and all-state honors as a sophomore in 2014.

PERSONAL: Jones attended Wren High School in Piedmont, S.C., where he was a three-sport athlete... Played football in addition to playing basketball and throwing discus and shot put on the track & field team... Named David Oliver Jones, D.J. was born on Jan. 19, 1995 in Greenville, S.C.

JONES' REGULAR SEASON RECORD

Year	Club	G	S	UT	A	TT	S-Yds.	I-Yds.	PD	FF	FR	TD-Int.	TD-FR	S	Pts.
2017	San Francisco	9	0	8	2	10	0-0	0-0	1	0	0	0	0	0	0
2018	San Francisco	10	4	11	6	17	0-0	0-0	0	0	0	0	0	0	0
2019	San Francisco	11	11	19	4	23	0-0	0-0	0	1	0	0	0	0	0
2020	San Francisco	14	14	14	6	20	3-16	0-0	1	0	0	0	0	0	0
2021	San Francisco	17	17	40	16	56	2-20	0-0	1	2	0	0	0	0	0
2022	Denver	15	15	22	12	34	2-14	0-0	6	0	0	0	0	0	0
2023	Denver	16	16	30	16	46	2-23	0-0	0	3	2	0	0	0	0
CAREER TOTALS		92	77	144	62	206	11-90	0-0	9	6	2	0	0	0	0

JONES' POSTSEASON RECORD

Year	Club	G	S	UT	A	TT	S-Yds.	I-Yds.	PD	FF	FR	TD-Int.	TD-FR	S	Pts.
2021	San Francisco	3	3	4	4	8	1-13	0-0	0	0	0	0	0	0	0
CAREER TOTALS		3	3	4	4	8	1-13	0-0	0	0	0	0	0	0	0

JONES' SINGLE GAME HIGHS

(Postseason in parentheses)

Tackles — 8, vs. Arizona, 11/7/21 (4, at Green Bay, 1/22/22). **Sacks** — 1, 11x, last: vs. New England, 12/24/23 (1, at Dallas, 1/16/22). **Sack yards** — 16, vs. New England, 12/24/23 (13, at Dallas, 1/16/22). **Passes Defended** — 1, 9x, last: vs. Arizona, 12/18/22 (none). **Forced Fumbles** — 1, 6x, last: vs. L.A. Chargers, 12/31/23 (none). **Fumble Recoveries** — 1, twice, last: vs. New England, 12/24/23 (none).

D.J. JONES' CAREER GAME-BY-GAME

(Victories asterisked)

2017 SAN FRANCISCO (6-10)		TACKLES									
Date	Opponent	P/S	UT	A	TT	S-Yds.	I-Yds.	PD	FF	FR	
Sept 10	vs. Carolina	P	1	0	1	0-0	0-0	0	0	0	
Sept 17	at Seattle	P	1	0	1	0-0	0-0	1	0	0	
Sept 21	vs. L.A. Rams	P	0	0	0	0-0	0-0	0	0	0	
Oct 1	at Arizona	P	0	0	0	0-0	0-0	0	0	0	
Oct 8	at Indianapolis	P	0	2	2	0-0	0-0	0	0	0	
Oct 15	at Washington	P	2	0	2	0-0	0-0	0	0	0	
Oct 22	vs. Dallas	P	4	0	4	0-0	0-0	0	0	0	
Oct 29	at Philadelphia	P	0	0	0	0-0	0-0	0	0	0	
Nov 5	vs. Arizona				INACTIVE						
Nov 12	vs. N.Y. Giants*	P	0	0	0	0-0	0-0	0	0	0	
Games 11-16					INACTIVE						
Season Totals			9/0	8	2	10	0-0	0-0	1	0	0

2018 SAN FRANCISCO (4-12)		TACKLES									
Date	Opponent	P/S	UT	A	TT	S-Yds.	I-Yds.	PD	FF	FR	
Sept 9	at Minnesota	P	2	0	2	0-0	0-0	0	0	0	
Sept 16	vs. Detroit*	P	0	0	0	0-0	0-0	0	0	0	
Sept 23	at Kansas City	P	0	1	1	0-0	0-0	0	0	0	
Sept 30	at L.A. Chargers	P	0	1	1	0-0	0-0	0	0	0	
Games 5-8					INACTIVE						
Nov 1	vs. Oakland*	P	0	0	0	0-0	0-0	0	0	0	
Nov 12	vs. N.Y. Giants*	P	0	0	0	0-0	0-0	0	0	0	
Games 11-12					INACTIVE						
Dec 9	vs. Denver*	S	2	2	4	0-0	0-0	0	0	0	
Dec 16	vs. Seattle*	S	2	1	3	0-0	0-0	0	0	0	
Dec 23	vs. Chicago	S	2	1	3	0-0	0-0	0	0	0	
Dec 30	at L.A. Rams	S	3	0	3	0-0	0-0	0	0	0	
Season Totals			10/4	11	6	17	0-0	0-0	0	0	0

2019 SAN FRANCISCO (13-3)		TACKLES									
Date	Opponent	P/S	UT	A	TT	S-Yds.	I-Yds.	PD	FF	FR	
Sept 9	at Tampa Bay*	S	1	0	1	0-0	0-0	0	0	0	
Sept 15	at Cincinnati*	S	0	0	0	0-0	0-0	0	0	0	
Sept 22	vs. Pittsburgh*	S	3	0	3	0-0	0-0	0	0	0	
Oct 7	vs. Cleveland*	S	0	0	0	0-0	0-0	0	0	0	
Oct 13	at L.A. Rams*	S	3	1	4	0-0	0-0	0	0	0	
Oct 20	at Washington*				INACTIVE						
Oct 27	at Carolina*	S	4	1	5	1-10	0-0	0	0	0	
Oct 31	at Arizona*	S	2	0	2	0-0	0-0	0	0	0	
Nov 11	vs. Seattle	S	1	0	1	1-7	0-0	0	0	0	
Nov 17	vs. Arizona*				INACTIVE						
Nov 24	vs. Green Bay*	S	4	0	4	0-0	0-0	0	0	0	
Dec 1	at Baltimore	S	0	1	1	0-0	0-0	0	0	0	
Dec 8	at New Orleans*	S	1	1	2	0-0	0-0	0	1	0	
Games 14-16					INJURED RESERVE (ANKLE)						
Season Totals			11/11	19	4	23	2-17	0-0	0	1	0

2020 SAN FRANCISCO (6-10)		TACKLES									
Date	Opponent	P/S	UT	A	TT	S-Yds.	I-Yds.	PD	FF	FR	
Sept 13	vs. Arizona	S	1	0	1	1-1	0-0	1	0	0	
Sept 20	at N.Y. Jets*	S	3	0	3	0-0	0-0	0	0	0	
Sept 27	at N.Y. Giants*	S	0	0	0	0-0	0-0	0	0	0	
Oct 4	vs. Philadelphia	S	1	0	1	1-7	0-0	0	0	0	
Oct 11	vs. Miami	S	1	1	2	0-0	0-0	0	0	0	
Oct 18	vs. L.A. Rams*	S	0	1	1	0-0	0-0	0	0	0	
Oct 25	at New England*	S	1	1	2	0-0	0-0	0	0	0	
Nov 1	at Seattle	S	2	1	3	0-0	0-0	0	0	0	
Nov 5	vs. Green Bay	S	0	0	0	0-0	0-0	0	0	0	
Nov 15	at New Orleans	S	1	0	1	0-0	0-0	0	0	0	
Nov 29	at L.A. Rams*	S			RESERVE/COVID-19						
Dec 7	vs. Buffalo	S	0	0	0	0-0	0-0	0	0	0	
Dec 13	vs. Washington				INACTIVE						
Dec 20	at Dallas	S	1	0	1	0-0	0-0	0	0	0	
Dec 26	at Arizona*	S	1	0	1	1-8	0-0	0	0	0	
Jan 3	vs. Seattle	S	2	2	4	0-0	0-0	0	0	0	
Season Totals			14/14	14	6	20	3-16	0-0	1	0	0

2021 SAN FRANCISCO (10-7)			TACKLES								
Date	Opponent	P/S	UT	A	TT	S-Yds.	I-Yds.	PD	FF	FR	
Sept 12	at Detroit*	S	0	0	0	0-0	0-0	0	0	0	
Sept 19	at Philadelphia*	S	4	0	4	0-0	0-0	0	0	0	
Sept 26	vs. Green Bay	S	1	0	1	0-0	0-0	0	0	0	
Oct 3	vs. Seattle	S	2	1	3	0-0	0-0	0	1	0	
Oct 10	at Arizona	S	4	0	4	1-14	0-0	0	0	0	
Oct 24	vs. Indianapolis	S	0	2	2	0-0	0-0	0	0	0	
Oct 31	at Chicago*	S	5	0	5	0-0	0-0	0	0	0	
Nov 7	vs. Arizona	S	4	4	8	0-0	0-0	0	0	0	
Nov 15	vs. L.A. Rams*	S	2	0	2	0-0	0-0	0	0	0	
Nov 21	at Jacksonville*	S	1	0	1	0-0	0-0	0	0	0	
Nov 28	vs. Minnesota*	S	2	3	5	0-0	0-0	0	0	0	
Dec 5	at Seattle	S	7	0	7	0-0	0-0	0	1	0	
Dec 12	at Cincinnati*	S	2	3	5	0-0	0-0	0	0	0	
Dec 19	vs. Atlanta*	S	1	2	3	0-0	0-0	0	0	0	
Dec 23	at Tennessee	S	3	0	3	0-0	0-0	0	0	0	
Jan 2	vs. Houston*	S	1	0	1	0-0	0-0	0	0	0	
Jan 9	at L.A. Rams*	S	1	1	2	1-6	0-0	1	0	0	
Season Totals			17/17	40	16	56	2-20	0-0	1	2	0
Jan 16	at Dallas* [§]	S	1	0	1	1-13	0-0	0	0	0	
Jan 22	at Green Bay* [†]	S	2	2	4	0-0	0-0	0	0	0	
Jan 30	L.A. Rams* [‡]	S	1	2	3	0-0	0-0	0	0	0	
Postseason Totals			3/3	4	4	8	1-13	0-0	0	0	0

[§]NFC Wild Card Game; [†]NFC Divisional Playoff Game; [‡]NFC Championship Game

2022 DENVER (5-12)			TACKLES								
Date	Opponent	P/S	UT	A	TT	S-Yds.	I-Yds.	PD	FF	FR	
Sept 12	at Seattle	S	3	1	4	0-0	0-0	1	0	0	
Sept 18	vs. Houston*	S	2	1	3	0-0	0-0	0	0	0	
Sept 25	vs. San Francisco*	S	0	0	0	0-0	0-0	1	0	0	
Oct 2	at Las Vegas	S	2	1	3	1-8	0-0	1	0	0	
Oct 6	vs. Indianapolis	S	4	1	5	1-6	0-0	0	0	0	
Oct 17	at L.A. Chargers	S	1	1	2	0-0	0-0	0	0	0	
Oct 23	vs. N.Y. Jets	S	2	1	3	0-0	0-0	0	0	0	
Oct 30	at Jacksonville*	S	2	1	3	0-0	0-0	0	0	0	
Nov 13	at Tennessee	S	2	1	3	0-0	0-0	1	0	0	
Nov 20	vs. Las Vegas	S	0	1	1	0-0	0-0	1	0	0	
Nov 27	at Carolina	S	2	1	3	0-0	0-0	0	0	0	
Dec 4	at Baltimore	S	1	1	2	0-0	0-0	0	0	0	
Dec 11	vs. Kansas City	S	0	0	0	0-0	0-0	0	0	0	
Dec 18	vs. Arizona*	S	1	1	2	0-0	0-0	1	0	0	
Dec 25	at L.A. Rams	S	0	0	0	0-0	0-0	0	0	0	
Jan 1	at Kansas City				INACTIVE						
Jan 8	vs. L.A. Chargers*				INACTIVE						
Season Totals			15/15	22	12	34	2-14	0-0	6	0	0

2023 DENVER (8-9)			TACKLES								
Date	Opponent	P/S	UT	A	TT	S-Yds.	I-Yds.	PD	FF	FR	
Sept 10	vs. Las Vegas	S	2	1	3	0-0	0-0	0	0	0	
Sept 17	vs. Washington	S	0	1	1	0-0	0-0	0	0	0	
Sept 24	at Miami	S	2	0	2	0-0	0-0	0	0	0	
Oct 1	at Chicago*	S	4	0	4	0-0	0-0	0	0	0	
Oct 8	vs. N.Y. Jets	S	1	0	1	0-0	0-0	0	0	0	
Oct 12	at Kansas City				INACTIVE						
Oct 22	vs. Green Bay*	S	2	1	3	0-0	0-0	0	0	0	
Oct 29	vs. Kansas City*	S	0	1	1	0-0	0-0	0	0	0	
Nov 13	at Buffalo*	S	2	2	4	0-0	0-0	0	0	0	
Nov 19	vs. Minnesota*	S	2	1	3	0-0	0-0	0	1	0	
Nov 26	vs. Cleveland*	S	0	1	1	0-0	0-0	0	0	1	
Dec 3	at Houston	S	3	2	5	0-0	0-0	0	0	0	
Dec 10	at L.A. Chargers*	S	2	0	2	0-0	0-0	0	0	0	
Dec 16	at Detroit	S	3	1	4	1-7	0-0	0	0	0	
Dec 24	vs. New England	S	2	2	4	1-16	0-0	0	1	1	
Dec 31	vs. L.A. Chargers*	S	2	2	4	0-0	0-0	0	1	0	
Jan 7	at Las Vegas	S	3	1	4	0-0	0-0	0	0	0	
Season Totals			16/16	30	16	46	2-23	0-0	0	3	2



DEVON KEY

26

SAFETY



6-0 • 208 • 2ND YR. • WESTERN KENTUCKY

BORN: Oct. 28, 1997, in Lexington, Ky.

HIGH SCHOOL: Bryan Station High School, Lexington, Ky.

ACQUIRED: Free Agent, 2022

NFL YEAR: 2nd • **YEAR WITH BRONCOS:** 2nd

NFL GAMES PLAYED/STARTED: 1/0

KEY AT A GLANCE:

- A second-year safety who appeared in one game with Denver in 2023 after spending most of the season competing on the team's practice squad.
- Spent five years at Western Kentucky (2016-20), appearing in 50 games (49 starts) and compiling 350 tackles—most in the program since 2009— 10 tackles for loss, six interceptions, 25 passes defended, one forced fumble and one fumble recovery.
- Named second-team All-Conference USA in 2020 after producing 92 tackles (55 solo), one interception, four passes defended and one forced fumble in 12 games
- Attended Bryan Station High School in Lexington, Ky. and was named first-team All-State by the Associated Press and second-team All-State by *USA Today* in 2015 after totaling 31 receptions for 591 yards (19.1 avg.) with nine scores.
- Signed by the Broncos as a free agent on Nov. 22, 2022.

CAREER TRANSACTIONS: Signed by Kansas City as a college free agent 5/14/21; Waived by Kansas City 8/30/21; Signed by Kansas City (practice squad) 9/1/21; Signed by Kansas City to a future contract 2/2/22; Waived by Kansas City 8/30/22; Signed by Atlanta (practice squad) 11/15/22; Released by Atlanta 11/22/22; Signed by Denver (practice squad) 12/20/22; Signed by Denver to a future contract 1/9/23; Waived by Denver 8/29/23; Signed by Denver (practice squad) 8/31/29; Signed by Denver to a future contract 1/9/24.



2023: Key played in one game (at L.V., 1/7) with Denver after being elevated from the team's practice squad... Spent most of the season competing on the Bronco's practice squad.

2022: Key spent time competing on practice squads for Atlanta and Denver.

2021: Key spent the entire season competing on Kansas City's practice squad.

COLLEGE: Key spent five years at Western Kentucky (2016-20), appearing in 50 games (49 starts) and compiling 350 tackles—most in the program since 2009— 10 tackles for loss, six interceptions, 25 passes defended, one forced fumble and one fumble recovery... Named second-team All-Conference USA in 2020 after producing 92 tackles (55 solo), one interception, four passes defended and one forced fumble in 12 games

PERSONAL: Key attended Bryan Station High School in Lexington, Ky. and was named first-team All-State by the Associated Press and second-team All-State by *USA Today* in 2015 after totaling 31 receptions for 591 yards (19.1 avg.) with nine scores... Devon Key was born on Oct. 28, 1997 in Lexington, Ky.

KEY'S REGULAR SEASON RECORD

Year	Club	G	S	UT	A	TT	S-Yds.	I-Yds.	PD	FF	FR	TD-Int.	TD-FR	S	Pts.
2023	Denver	1	0	0	0	0	0-0	0-0	0	0	0	0	0	0	0
CAREER TOTALS		1	0	0	0	0	0-0	0-0	0	0	0	0	0	0	0

DEVON KEY'S CAREER GAME-BY-GAME

(Victories asterisked)

2023 DENVER (8-9)		TACKLES													
Date	Opponent	P/S	UT	A	TT	S-Yds.	I-Yds.	PD	FF	FR					
Games 1-16															
Jan 7	at Las Vegas	P	0	0	0	0-0	0-0	0	0	0					
Season Totals		1/0	0	0	0	0-0	0-0	0	0	0					



LUCAS KRULL

85

TIGHT END



6-6 • 260 • 3RD YR. • PITTSBURGH

BORN: July 11, 1998, in Shawnee, Kan.

HIGH SCHOOL: Mill Valley High School, Shawnee, Kan.

ACQUIRED: Free Agent, 2023

NFL YEAR: 3rd • **YEAR WITH BRONCOS:** 2nd

NFL GAMES PLAYED/STARTED: 8/2

KRULL AT A GLANCE:

- A third-year tight end who has appeared in eight games (2 starts) for the Saints (2022) and Broncos (2023), totaling eight catches for 95 yards (11.9 avg.) with one touchdown.
- Caught eight passes for 95 yards (11.9 avg.) with one touchdown in six games (2 starts) during his first season with Denver in 2023.
- Attended the University of Pittsburgh (2020-21) and the University of Florida (2018-19), where he played a combined 39 games (11 starts) and totaled 47 catches for 559 yards (11.9 avg.) with six touchdowns.
- Was named All-ACC second team after starting 11-of-14 games played in 2021, producing 38 catches for 451 with six touchdowns.
- In 25 games at the University of Florida, caught nine passes for 108 yards (12.0 avg.) in 25 games while also completing 2-of-2 passes for 19 yards.
- Also played baseball at Jefferson College (2018), where he was selected in the 34th round of the 2018 MLB Draft by the San Francisco Giants.
- Attended Mill Valley High School (Shawnee, Kan.), where he compiled 52 receptions for 745 yards (14.3 avg.) with 13 touchdowns as a senior.
- Entered the NFL as a college free agent with the Saints on May 16, 2022.
- Signed by the Broncos on August 31, 2023.

CAREER TRANSACTIONS: Signed by New Orleans as a college free agent 5/16/22; Waived by New Orleans 8/30/22; Signed by New Orleans (practice squad) 8/31/22; Signed reserve/futures contract with New Orleans 1/9/23; Waived by New Orleans 8/29/23; Signed by Denver (practice squad) 8/31/23; Signed by Denver (active roster) 12/16/23.



2023: Krull caught eight passes for 95 yards (11.9 avg.) with one touchdown in six games (2 starts) during his first season with Denver... Made his Broncos debut on *Monday Night Football* at Buf. (11/13)... Logged his first career start at Hou. (12/3)... Caught his first career pass for 35 yards in the win at LAC (12/10)... Recorded his first career touchdown reception along with a team-high-tying four catches for 28 yards (7.0 avg.) vs. N.E. (12/24).

2022: Krull played in one game with the Saints after signing as a college free agent... Made his NFL debut on *Monday Night Football* at T.B. (12/5).

COLLEGE: Krull attended the University of Pittsburgh (2020-21) and the University of Florida (2018-19), where he played a combined 39 games (11 starts) and totaled 47 catches for 559 yards (11.9 avg.) with six touchdowns... Was named All-ACC second team after starting 11-of-14 games played in 2021, producing 38 catches for 451 with six touchdowns... His six touchdowns were the most by a Pitt tight end since 2009 (Dorin Dickerson, 10)... Missed most of the 2020 season due to injury... In 25 games at the University of Florida, caught nine passes for 108 yards (12.0 avg.) in 25 games while also completing 2-of-2 passes for 19 yards... Also played baseball for two seasons (2017-18) at Jefferson College, where he was selected in the 34th round of the 2018 MLB Draft by the San Francisco Giants... Appeared in 11 games, making five starts...notched 27 strikeouts in 16.2 innings pitched.

PERSONAL: Krull attended Mill Valley High School in Shawnee, Kan., where he compiled 52 receptions for 745 yards (14.3 avg.) with 13 scores during his senior season... Helped the Jaguars to a 12-1 record and a state title in 2015... His father, Jon, played football at Kansas State and his mother, Diana, was an All-American basketball player for the Wildcats... Lucas Krull was born on July 11, 1998 in Shawnee, Kan.

KRULL'S REGULAR SEASON RECORD

Year	Club	G	S	RECEIVING				RUSHING				SCORING								
				No.	Yds.	Avg.	LG	TD	No.	Yds.	Avg.	LG	TD	TD	TDr	TDre	TD	2pt	Pts.	
2022	New Orleans	1	0	0	0	—	—	0	0	0	—	—	0	0	0	0	0	0	0	0
2023	Denver	7	2	8	95	11.9	35	1	0	0	—	—	0	1	0	1	0	0	0	6
CAREER TOTALS		8	2	8	95	11.9	35	1	0	0	—	—	0	1	0	1	0	0	0	6

LUCAS KRULL'S CAREER GAME-BY-GAME

(Victories asterisked)

2022 NEW ORLEANS (7-10)			RECEIVING					SCORING	
Date	Opponent	P/S	No.	Yds.	Avg.	LG	TD	2pt.	Pts.
Games 1-12									
Dec 5	at Tampa Bay	P	0	0	—	—	0	0	0
Games 14-17									
Season Totals			1/0	0	0	—	—	0	0

2023 DENVER (8-9)			RECEIVING					SCORING	
Date	Opponent	P/S	No.	Yds.	Avg.	LG	TD	2pt.	Pts.
Games 1-8									
Nov 13	at Buffalo*	P	0	0	—	—	0	0	0
Games 10-11									
Dec 3	at Houston	S	0	0	—	—	0	0	0
Dec 10	at L.A. Chargers*	P	1	35	35.0	35	0	0	0
Dec 16	at Detroit	P	1	18	18.0	18	0	0	0
Dec 24	vs. New England	P	4	28	7.0	9	1	0	6
Dec 31	vs. L.A. Chargers*	P	2	14	7.0	11	0	0	0
Jan 7	at Las Vegas	S	0	0	—	—	0	0	0
Season Totals			7/2	8	95	11.9	35	1	6



P.J. LOCKE III

6

SAFETY



5-10 • 202 • 5TH YR. • TEXAS

BORN: Feb. 12, 1997, in Beaumont, Texas

HIGH SCHOOL: Central High School, Beaumont, Texas

ACQUIRED: Practice Squad Signee, 2019

NFL YEAR: 5th • **YEAR WITH BRONCOS:** 5th

NFL GAMES PLAYED/STARTED: 59/8

LOCKE III AT A GLANCE:

- A fifth-year safety who has appeared in 59 career regular-season games (8 starts) for the Broncos from 2020-23, recording 65 tackles (42 solo), three sacks (34 yds.), one interception (14 yds.), six passes defended, four forced fumbles, one special-teams forced fumble and 19 special-teams stops.
- In his first season as a starter in 2023, played in 12 games (8 starts), totaling 53 tackles (33 solo), three sacks (34 yds.), one interception (14 yds.), five passes defended and two forced fumbles.
- Played in 16 games in 2022, totaling career highs with 10 tackles (7 solo), one pass defended and one forced fumble to go along with one special-teams forced fumble and a team-high 12 special-teams tackles.
- Tallied one solo tackle and five special-teams stops in 16 games played in 2021.
- Recorded one solo tackle and two special-teams stops in 15 games played with Denver in 2020.
- Spent two weeks on the Broncos' practice squad in 2019 after competing with Pittsburgh during training camp.
- Appeared in 47 games (31 starts) at the University of Texas (2015-18), totaling 163 tackles (116 solo), 1.5 sacks (7 yds.), three interceptions (24 yds.), 15 passes defended, four forced fumbles and one fumble recovery.
- Earned honorable mention All-Big 12 honors as a senior after finishing the season third on the team with 77 tackles (57 solo).
- Attended Central High School in Beaumont, Texas, where he was all-state and a two-time all-district honoree.
- Signed by Denver to the practice squad on Dec. 17, 2019
- Originally entered the NFL as a college free-agent signee of Pittsburgh on April 29, 2019.

CAREER TRANSACTIONS: Signed by Pittsburgh as a college free agent 4/29/19; Waived by Pittsburgh 8/31/19; Signed by Denver (practice squad) 12/17/19; Signed by Denver (active roster) 12/31/19; Waived by Denver 9/5/20; Signed by Denver (practice squad) 9/6/20; Signed by Denver (active roster) 9/14/20; Signed by Denver (practice squad) 9/15/20; Signed by Denver (active roster) 9/24/20; Re-Signed by Denver 3/16/23; Re-signed by Denver 3/11/24.

2023: Locke played in 12 games (8 starts), totaling 53 tackles (33 solo), three sacks (34 yds.), one interception (14 yds.), five passes defended and two forced fumbles... Missed the first four weeks of the season after being placed on injured reserve (leg) on Aug. 31... Made his season debut vs. NYJ (10/8)... Made three tackles (1 solo) and recorded his first career interception off Packers QB Jordan Love, returning it 14 yards and helping ice the game for the Broncos vs. G.B. (10/22)... Made his first career start in the win vs. K.C. (10/29), picking up three solo tackles... Made a career-high seven tackles (5 solo)—including his first career sack (9 yds.)—and also forced one fumble and defended one pass in the win vs. Cle. (11/26)... Recorded a sack in back-to-back games after taking down Texans QB CJ Stroud and also made eight tackles (6 solo) at Hou. (12/3)... Became the first Broncos safety in team history and sixth safety in NFL history since 1970 to record a sack in three straight games after tallying a strip-sack at LAC (12/10)... Also made seven tackles (2 solo) and broke up one pass against the Chargers... Tied one pass defended and four tackles (3 solo) at Det. (12/16)... Made a career-high nine tackles (5 solo) vs. N.E. (12/24)... Totaled six tackles (5 solo) and broke up one pass vs. LAC (12/31)... Made four tackles (2 solo) at L.V. (1/7).

2022: Locke played in 16 games, totaling career highs with 10 tackles (7 solo), one pass defended and one forced fumble to go along with one special-teams forced fumble and a team-high 12 special-teams tackles... Made three tackles (2 solo) and forced the game-winning fumble to clinch the victory vs. S.F. (9/25)... Recorded his first career pass defended and also notched two solo tackles and two special-teams tackles at Ten. (11/13)... Made three special-teams tackles along with two solo tackles at Car. (11/27)... Had another two special-teams tackles at Bal. (12/4).

2021: Locke appeared in 16 games for the Broncos, playing primarily on special teams... Recorded at least one special-teams tackle on four occasions... Led the team with two special-teams tackles at LAC (1/2).

2020: Locke appeared in 15 games, finishing the season with a defensive stop and two special-teams tackles... Made his NFL and Broncos debut in vs. Ten. (9/14)... Collected first career tackle vs. T.B. (9/27)... Tallied a special-teams tackle vs. LAC (11/1)... Garnered a special-teams stop at Car. (12/13).

2019: Locke, who was signed by Denver on Dec. 17, spent two weeks on the Broncos' practice squad after competing with Pittsburgh in training camp.

COLLEGE: Locke played four seasons at the University of Texas (2015-18), recording 163 tackles (116 solo), 1.5 sacks (7 yds.), three interceptions (24 yds.), 15 passes defended, four forced fumbles and one fumble recovery in 47 games (31 starts)... Named honorable mention All-Big 12 as a senior after finishing the season third on the team with 77 tackles (57 solo)... Selected as a team captain prior to his junior campaign.

PERSONAL: Locke attended Central High School in Beaumont, Texas, where he was an all-state and two-time all-district honoree... Selected as a finalist for the 2014 Defensive Willie Ray Smith Award, honoring the top high school player in the Beaumont area... Chosen first-team 5A All-State by the Texas Sports Writers Association and second-team by the Associated Press in 2014... Father, James A. Locke Jr., played defensive back for Oklahoma State... P.J. Locke III was born on Feb. 12, 1997, in Beaumont, Texas.

LOCKE III'S REGULAR SEASON RECORD

Year	Club	G	S	UT	A	TT	S-Yds.	I-Yds.	PD	FF	FR	TD-Int.	TD-FR	S	Pts.
2020	Denver	15	0	1	0	1	0-0	0-0	0	0	0	0	0	0	0
2021	Denver	16	0	1	0	1	0-0	0-0	0	0	0	0	0	0	0
2022	Denver	16	0	7	3	10	0-0	0-0	1	2	0	0	0	0	0
2023	Denver	12	8	33	20	53	3-34	1-14	5	2	0	0	0	0	0
CAREER TOTALS		59	8	42	23	65	3-34	1-14	6	4	0	0	0	0	0

ADDITIONAL STATISTICS: Special-teams tackles — 2020 (2), 2021 (5), 2022 (12), TOTAL (19).

LOCKE'S SINGLE GAME HIGHS

(Postseason in parentheses)

Tackles — 9, vs. New England, 12/24/23 (none). **Sacks** — 1, 3x, last: at L.A. Chargers, 12/10/23 (none). **Sack yards** — 16, at L.A. Chargers, 12/10/23 (none). **Interceptions** — 1, vs. Green Bay, 10/22/23 (none). **Interception return yards** — 14, vs. Green Bay, 10/22/23 (none). **Passes Defended** — 1, 6x, last: vs. L.A. Chargers, 12/31/23 (none). **Forced Fumbles** — 1, 4x, last: at L.A. Chargers, 12/10/23 (none). **Fumble Recoveries** — 1, 3x, last: vs. Kansas City, 10/29/23 (none). **Special-teams tackles** — 3, at Carolina, 11/27/22 (none).

P.J. LOCKE III'S CAREER GAME-BY-GAME

(Victories asterisked)

2020 DENVER (5-11)		TACKLES									
Date	Opponent	P/S	UT	A	TT	S-Yds.	I-Yds.	PD	FF	FR	
Sep 14	vs. Tennessee at Pittsburgh	P	0	0	0	0-0	0-0	0	0	0	
Sep 20											
Sep 27	vs. Tampa Bay	P	1	0	1	0-0	0-0	0	0	0	
Oct 1	at N.Y. Jets*	P	0	0	0	0-0	0-0	0	0	0	
Oct 18	at New England*	P	0	0	0	0-0	0-0	0	0	0	
Oct 25	vs. Kansas City	P	0	0	0	0-0	0-0	0	0	0	
Nov 1	vs. L.A. Chargers*	P	0	0	0	0-0	0-0	0	0	0	
Nov 8	at Atlanta	P	0	0	0	0-0	0-0	0	0	0	
Nov 15	at Las Vegas	P	0	0	0	0-0	0-0	0	0	0	
Nov 22	vs. Miami*	P	0	0	0	0-0	0-0	0	0	0	
Nov 29	vs. New Orleans	P	0	0	0	0-0	0-0	0	0	0	
Dec 6	at Kansas City	P	0	0	0	0-0	0-0	0	0	0	
Dec 13	at Carolina*	P	0	0	0	0-0	0-0	0	0	0	
Dec 19	vs. Buffalo	P	0	0	0	0-0	0-0	0	0	0	
Dec 27	at L.A. Chargers	P	0	0	0	0-0	0-0	0	0	0	
Jan 3	vs. Las Vegas	P	0	0	0	0-0	0-0	0	0	0	
Season Totals			15/0	1	0	1	0-0	0-0	0	0	0

2021 DENVER (7-10) TACKLES											
Date	Opponent	P/S	UT	A	TT	S-Yds.	I-Yds.	PD	FF	FR	
Sept 12	at N.Y. Giants*	P	0	0	0	0-0	0-0	0	0	0	
Sept 19	at Jacksonville*	P	0	0	0	0-0	0-0	0	0	0	
Sept 26	vs. N.Y. Jets*	P	0	0	0	0-0	0-0	0	0	0	
Oct 3	vs. Baltimore	P	0	0	0	0-0	0-0	0	0	0	
Oct 10	at Pittsburgh	P	0	0	0	0-0	0-0	0	0	0	
Oct 17	vs. Las Vegas	P	0	0	0	0-0	0-0	0	0	0	
Oct 21	at Cleveland	P	0	0	0	0-0	0-0	0	0	0	
Oct 31	vs. Washington*	P	0	0	0	0-0	0-0	0	0	0	
Nov 7	at Dallas*	P	0	0	0	0-0	0-0	0	0	0	
Nov 14	vs. Philadelphia	P	0	0	0	0-0	0-0	0	0	0	
Nov 28	vs. L.A. Chargers*	P	0	0	0	0-0	0-0	0	0	0	
Dec 5	at Kansas City	P	0	0	0	0-0	0-0	0	0	0	
Game 14											
Dec. 19	vs. Cincinnati	P	0	0	0	0-0	0-0	0	0	0	
Dec 26	at Las Vegas	P	0	0	0	0-0	0-0	0	0	0	
Jan 2	at L.A. Chargers	P	1	0	1	0-0	0-0	0	0	0	
Jan 8	vs. Kansas City	P	0	0	0	0-0	0-0	0	0	0	
Season Totals			16/0	1	0	1	0-0	0-0	0	0	0

2022 DENVER (5-12) TACKLES											
Date	Opponent	P/S	UT	A	TT	S-Yds.	I-Yds.	PD	FF	FR	
Sept 12	at Seattle	P	0	0	0	0-0	0-0	0	0	0	
Sept 18	vs. Houston*	P	0	1	1	0-0	0-0	0	0	0	
Sept 25	vs. San Francisco*	P	2	1	3	0-0	0-0	0	1	0	
Oct 2	at Las Vegas	P	0	0	0	0-0	0-0	0	0	0	
Oct 6	vs. Indianapolis										
Oct 7	at L.A. Chargers	P	0	0	0	0-0	0-0	0	0	0	
Oct 23	vs. N.Y. Jets	P	1	0	1	0-0	0-0	0	0	0	
Oct 30	at Jacksonville*	P	0	0	0	0-0	0-0	0	0	0	
Nov 13	at Tennessee	P	2	0	2	0-0	0-0	1	0	0	
Nov 20	vs. Las Vegas	P	0	0	0	0-0	0-0	0	0	0	
Nov 27	at Carolina	P	2	0	2	0-0	0-0	0	0	0	
Dec 4	at Baltimore	P	0	0	0	0-0	0-0	0	0	0	
Dec 11	vs. Kansas City	P	0	0	0	0-0	0-0	0	0	0	
Dec 18	vs. Arizona*	P	0	0	0	0-0	0-0	0	0	0	
Dec 25	at L.A. Rams	P	0	1	1	0-0	0-0	0	0	0	
Jan 1	at Kansas City	P	0	0	0	0-0	0-0	0	0	0	
Jan 8	vs. L.A. Chargers*	P	0	0	0	0-0	0-0	0	0	0	
Season Totals			16/0	7	3	10	0-0	0-0	1	1	0

2023 DENVER (8-9) TACKLES											
Date	Opponent	P/S	UT	A	TT	S-Yds.	I-Yds.	PD	FF	FR	
Games 1-4											
Oct 8	vs. N.Y. Jets	P	0	0	0	0-0	0-0	0	0	0	
Oct 12	at Kansas City	P	0	0	0	0-0	0-0	0	0	0	
Oct 22	vs. Green Bay*	P	1	2	3	0-0	1-14	1	0	0	
Oct 29	vs. Kansas City*	S	3	0	3	0-0	0-0	0	0	0	
Nov 13	at Buffalo*	S	1	1	2	0-0	0-0	0	0	0	
Nov 19	vs. Minnesota*										
Nov 26	vs. Cleveland*	P	5	2	7	1-9	0-0	1	1	0	
Dec 3	at Houston	S	6	2	8	1-9	0-0	0	0	0	
Dec 10	at L.A. Chargers*	S	2	5	7	1-16	0-0	1	1	0	
Dec 16	at Detroit	S	3	1	4	0-0	0-0	1	0	0	
Dec 24	vs. New England	S	5	4	9	0-0	0-0	0	0	0	
Dec 31	vs. L.A. Chargers*	S	5	1	6	0-0	0-0	1	0	0	
Jan 7	at Las Vegas	S	2	2	4	0-0	0-0	0	0	0	
Season Totals			12/8	33	20	53	3-34	1-14	5	2	0

DID YOU KNOW?

The Broncos in 2005 became the first team in NFL history to have two 100-yard rushers and a 300-yard passer in the same game. In Denver's contest against Philadelphia on Oct. 30, 2005, Mike Anderson (126 yds.) and Tatum Bell (107 yds.) each had at least 100 rushing yards while Jake Plummer (309 yds.) cleared the 300-yard passing mark in Denver's 49-21 victory.



WIL LUTZ

3

KICKER



5-11 • 184 • 9TH YR. • GEORGIA STATE

BORN: July 7, 1994, in Newnan, Ga.

HIGH SCHOOL: Northgate High School, Newnan, Ga.

ACQUIRED: Trade (New Orleans), 2023

NFL YEAR: 9th • YEAR WITH BRONCOS: 2nd

NFL GAMES PLAYED/STARTED: 114/0 • POSTSEASON GP/GS: 7/0

LUTZ AT A GLANCE:

- An ninth-year player and Pro Bowl kicker who has appeared in 114 games with New Orleans (2016-22) and Denver (2023), connecting on 195-of-229 (85.2%) field goals and 315-of-324 (97.2%) extra points for 900 points.
- Has also appeared in seven postseason games with the Saints, making 11-of-15 (73.3%) field goals and 18-of-18 (100.0%) PATs.
- Tied for the fourth-most points among active kickers since 2016 with 900 while also recording the third-highest extra point percentage (97.2%), the second-most extra points made (315) and tied for the ninth-most field goals made (195) in that span.
- 1-of-6 kickers NFL kickers all time to reach 900 career points in his first 114 games, joining K Justin Tucker, K Stephen Gostkowski, K Mason Crosby, K Mike Vanderjagt and K Harrison Butker.
- In his first season with Denver, hit on 30-of-34 field goals (88.2%) and 29-of-31 PATs (93.5%) for 119 points in 2023.
- Made 23-of-28 (.821) of his field goals while knocking in 57-of-58 (.983) PATs for 126 points in the regular season during the 2020 season.
- Was named to the Pro Bowl after going 32-of-36 (.889) field goals in the regular season in 2019 while also making 48-of-49 (.980) extra points for a career-high 144 points.
- In 2018, recorded a career-high .933 field goal percentage after making 28-of-30 field goals as well as hitting on 52-of-53 (.981) PATs for 136 points in the regular season while making 5-of-6 (.833) field goals and all four extra points in the playoffs.
- Was 31-of-36 (.861) on field goals and 47-of-50 (.940) on PATs during the 2017 regular season and went 2-of-3 (.667) on field goals and hit all seven PATs in the postseason.
- Nailed 49-of-50 (.980) of his PATs and 28-of-34 (.824) of his field goals during his rookie campaign in 2016 for 133 points.
- Played his collegiate football at Georgia State, where he left as the program's all-time leader in field goals (31), extra points (120) and points scored (213) in 47 games.
- Entered the NFL as a college free agent with the Baltimore Ravens on May 6, 2016.
- Traded to the Broncos by New Orleans on August 29, 2023.

3's TROPHY CASE

Pro Bowl..... 2019

CAREER TRANSACTIONS: Signed by Baltimore as a college free agent 5/6/16; Waived by Baltimore 8/30/16; Signed by New Orleans 9/6/16; Re-signed by New Orleans 3/13/19; Traded to Denver 8/29/23; Re-signed by Denver 3/12/24.



2023: Lutz hit on 30-of-34 field goals (.882) and 29-of-31 PATs (.935) for 119 points in his first season with Denver... His 119 points scored were the most by a Bronco's kicker in a season since K Brandon McManus (119) in 2016... Made his Broncos debut vs. L.V. (9/10), where he was 1-of-2 on field goals and 1-of-2 on PATs... Hit all five kicks, going 2-of-2 on field goals and 3-of-3 on PATs, vs. Was. (9/17)... Made both of his field goal attempts (25, 31) and PATs at Mia. (9/24) to eclipse the 800 career point mark in his 100th game... Became just the fourth kicker all time to reach 800 career points in his first 100 games, joining K Justin Tucker, K Stephen Gostkowski and K Mason Crosby... Was 4-of-4 on PATs and nailed a game-winning 51-yard kick with 1:46 remaining in the 21-point comeback win at Chi. (10/1)... Tied his career high of four field goals made in one game after going 4-of-4 in the 19-17 win vs. G.B. (10/22), including a 52-yarder to give the Broncos the lead with 3:50 remaining... Tied his previous career-high with four field goals made, including his 10th career game-winning field goal, at Buf. (11/13)... Set a new career-high five field goals made in a game after going 5-of-5 and tying a career high 15 points in the win vs. Min. (11/19)... Was named AFC Special Teams Player for the month of November after going a perfect 11-of-11 on field goal attempts in the month... His 11 makes were tied for the most by a Broncos kicker in a three-game span in franchise history... Tied for the fifth-fastest kicker in team history (13 games) to reach 100 points in a season after making one field goal and three extra points at LAC (12/10)... Went 3-of-4 on field goals vs. LAC (12/31).

2022: Lutz went 23-of-31 (.742) on field goals while making all 33 PATs for 102 points with the Saints... Hit two field goal attempts—including the 51-yard game-winner—and went 1-of-1 on PATs at Atl. (9/11)... Hit both PATs and also made a career-long 60-yard field goal near the end of regulation to tie the game vs. Min. (10/2)... Made a 56-yard field goal and nailed all four extra points vs. Sea. (10/9), surpassing 700 career points... Went 4-of-4 on field goals—tying a career high—and 2-of-2 on extra points vs. Cin. (10/16)... Recorded his 16th game with three or more field goals after hitting all three attempts at T.B. (12/5)... Moved into second place in Saints history in scoring after making a 23-yard field goal and hitting on both PATs at Cle. (12/24)... Made two field goals—including a 54-yard attempt—and hit on both extra points at Phi. (1/1).

2021: Lutz missed the entire season after being placed on injured reserve (core muscle) on Sept. 6.

2020: Lutz made 23-of-28 (.821) of his field goals while knocking in 57-of-58 (.983) PATs for 126 points in the regular season... Also went 2-of-3 (.667) on field goal attempts and 5-of-5 on PATs in the postseason... Made three field goals (45, 35, 34) and passed former Saints K Doug Brien for the third-most field goals in New Orleans team history vs. G.B. (9/27)... Was named NFC Special Teams Player of the Week for Week 5 at making all three field goal attempts—including a 53-yard field goal and 36-yard kick in overtime—while hitting on all three PATs vs. LAC (10/12)... Converted on two field goal attempts and made a 43-yarder in the fourth quarter to give the Saints the 27-24 lead vs. Car. (10/25)... Made a game-winning 35-yard field goal in overtime and also hit on 4-of-5 field goal attempts at Chi. (11/1)... Made all three PAT attempts in the NFC Wild Card Game vs. Chi. (1/10)... Went 2-of-2 on field goals (23, 42) and made both of his extra point attempts in the NFC Divisional Round vs. T.B. (1/17).

2019: Lutz was named to the Pro Bowl after going 32-of-36 (.889) field goals in the regular season in 2019 while also making 48-of-49 (.980) extra points for a career-high 144 points... Ranked second in the league in scoring (144), PATs (48) and touchbacks (74) while making the third most field goals (32)... Also made 2-of-3 (.667) field goals in the postseason while making both PAT attempts... Earned NFC Special Teams Player of the Week honors in Week 1 after making 2-of-3 field goals—including a 58-yard game-winner on the final play of the game—and also converted all three PAT attempts vs. Hou. (9/9)... Hit on all three field goal attempts vs. LAR (9/15)... Scored every point for the Saints in a 12-10 win vs. Dal. (9/29), converting on all four field goal chances... At Chi. (10/20), set an NFL record for consecutive field goals made (35), surpassing Rian Lindell... Made all three field goal opportunities vs. Atl. (11/10)... Made a 33-yard game-winning field goal—and made another kick—while converting all four PATs to surpass 500 career points vs. Car. (11/24)... Went 4-of-4 on field goal attempts and hit two PATs at Atl. (11/28)... Set the Saints' single-season record for field goals (32) at Ten. (12/22)... Converted 2-of-3 field goals—including a 49-yarder to send the game to overtime—in the NFC Divisional Round vs. Min. (1/5).

2018: Lutz recorded a career-high .933 field goal percentage after making 28-of-30 field goals as well as hitting on 52-of-53 (.981) PATs for 136 points in the regular season while making 5-of-6 (.833) field goals and all four extra points in the playoffs... Finished with the second-most points (134) and PATs (52) while placing third in field goal percentage (.933)... Was named NFC Special Teams Player of the Month for the month of September after converting on 10-of-11 field goals... Drilled a 44-yard game-winning field goal vs. Cle. (9/16)... Went 3-of-3 on field goals and 4-of-4 on PATs at Atl. (9/23)... Made all four field goal attempts in the second quarter and hit all three PATs at NYG (9/30)... Went 3-of-3 on field goals and nailed all three extra point chances at Min. (10/28)... Made a special-teams tackle and converted all three of his field goals and all six of his PAT chances at Cin. (11/11)... Became the first Saints kicker since 2004 to record at least 100 points in three straight seasons after making two field goals and six PATs vs. Phi. (11/18)... Had the second longest streak of consecutive games with at least one field goal (36 games), which ended vs. Car. (12/30)... Made 2-of-3 field goals and hit on both extra points vs. Phi. (1/13) in the NFC Divisional Round... Connected on all three field goal attempts and both PAT tries in the NFC Championship Game vs. LAR (1/20).

2017: Lutz was 31-of-36 (.861) on field goals and 47-of-50 (.940) on PATs during the regular season while making 2-of-3 (.667) field goals and all seven PATs in the postseason... Made all four field goal attempts at Min. (9/11)... Hit a game-winning field goal of 28 yards in overtime and hit on all four field goal attempts vs. Was. (11/19)... Reached 100 points for the second consecutive year after making two field goals at LAR (11/26)... Went 4-of-4 in field goals vs. Atl. (12/24)... Drilled a Saints postseason franchise record 57-yard field goal in the NFC Wild Card Game vs. Car. (1/7)... Made a 43-yard field goal in the NFC Divisional Round at Min. (1/14).

2016: Lutz nailed 49-of-50 (.980) of his PATs and 28-of-34 (.824) of his field goals during his rookie campaign in 2016 for 133 points... Was selected to the NFL All-Rookie team by the PFWA and NFL.com... Originally signed by Baltimore as a college free agent before signing with the Saints... Nailed a 57-yard field goal vs. Atl. (9/26), the longest by a Saints rookie at the time... Made 2-of-3 field goals—including a 52-yard game-winning kick—vs. Car. (10/16) to earn NFC Special Teams Player of the Week honors... Was named NFC Special Teams Player of the Week in Week 8 vs. Sea. (10/30) after nailing all four field goal attempts... Hit on three field goals and two PATs vs. T.B. (12/24).

COLLEGE: Lutz played his collegiate football at Georgia State, where he left as the program's all-time leader in field goals (31), extra points (120) and points scored (213) in 47 games... Finished his career 31-of-46 (.674) on field goal attempts and 120-of-122 (.984) on PATs while also punting 92 times for an average of 42.8 yards... Earned second-team All-Sun Belt Conference honors in 2015 as a punter after averaging 44.3 yards on 65 punts... Also made 12-of-19 field goals (.632) and 42-of-43 (.977) on PATs for 78 points... As a junior in 2014, hit on 7-of-8 (.875) on his field goal attempts and all 35 of his extra points tries... Posted 49 total points in 2013 after nailing 8-of-12 (.667) field goals and 25-of-26 (.962) PATs.

PERSONAL: Lutz attended Northgate High School in Newnan, Ga., where he was a two-time all-county kicker by the *Newman Times-Herald*... Hit 9-of-11 field goals during his junior season, including a long of 43 yards and one game-winner... Made 5-of-8 tries as a senior, helping Northgate to an 11-1 record and region title... Also participated in soccer, where he was named all-county... Wil Lutz was born on July 7, 1994 in Newnan, Ga.

LUZT'S REGULAR SEASON RECORD

Year	Club	G	FIELD GOALS							TOTAL	Pct.	PATs		Pts.
			1-19	20-29	30-39	40-49	50-59	60+	Md./Att.			Pct.		
2016	New Orleans	16	1/1	7/7	9/11	8/8	3/6	0/1	28/34	.824	49/50	.980	133	
2017	New Orleans	16	0/0	10/10	4/5	13/16	4/5	0/0	31/36	.861	47/50	.940	140	
2018	New Orleans	16	1/1	5/5	9/9	11/12	2/3	0/0	28/30	.933	52/53	.981	136	
2019	New Orleans	16	1/1	9/9	6/6	13/15	3/5	0/0	32/36	.889	48/49	.980	144	
2020	New Orleans	16	0/0	5/6	10/10	7/9	1/3	0/0	23/28	.821	57/58	.983	126	
2022	New Orleans	17	0/0	6/6	9/11	4/8	3/4	1/2	23/31	.742	33/33	1.000	102	
2023	Denver	17	0/0	11/11	12/13	4/5	3/5	0/0	30/34	.882	29/31	.935	119	
CAREER TOTALS		114	3/3	53/54	59/65	60/73	19/31	1/3	195/229	.852	315/324	.972	900	

ADDITIONAL STATISTICS: Kickoffs — 2016 (89 for 5,652 yards, 63.5 avg., 49 TBs), 2017 (91 for 5,978 yards, 65.7 avg., 58 TBs), 2018 (101 for 6,503 yards, 64.4 avg., 64 TBs), 2019 (94 for 6,082 yards, 64.7 avg., 74 TBs), 2020 (92 for 5,909 yards, 64.2 avg., 71 TBs), 2022 (71 for 4,501 yards, 63.4 avg., 448 TBs), 2023 (78 for 5,083 yards, 65.2 avg., 71 TBs), TOTAL (616 for 39,708 yards, 64.5 avg., 435 TBs). Special-Teams tackles—2016 (1), 2017 (3), 2018 (3), TOTAL (7).

LUZT'S POSTSEASON RECORD

Year	Club	G	FIELD GOALS							TOTAL	Pct.	PATs		Pts.
			1-19	20-29	30-39	40-49	50-59	60+	Md./Att.			Pct.		
2017	New Orleans	2	0/0	0/0	0/0	1/1	1/2	0/0	2/3	.667	7/7	1.000	13	
2018	New Orleans	2	0/0	1/1	3/3	1/1	0/1	0/0	5/6	.833	4/4	1.000	19	
2019	New Orleans	1	0/0	1/1	0/0	1/2	0/0	0/0	2/3	.667	2/2	1.000	8	
2020	New Orleans	2	0/0	1/1	0/0	1/1	0/1	0/0	2/3	.667	5/5	1.000	11	
CAREER TOTALS		7	0/0	3/3	3/3	4/5	1/4	0/0	11/15	.733	18/18	1.000	51	

ADDITIONAL STATISTICS: Kickoffs — 2017 (11 for 715 yards, 65.0 avg., 11 TBs), 2018 (11 for 710 yards, 64.5 avg., 9 TBs), 2019 (6 for 368 yards, 61.3 avg., 5 TBs), 2020 (9 for 599 yards, 66.6 avg., 7 TBs), TOTAL (37 for 2,392 yds., 64.6 avg., 32 TBs).

LUZT'S SINGLE GAME HIGHS

(Postseason in parentheses)

Field goals made — 5, vs. Minnesota, 11/19/23 (3, vs. L.A. Rams, 1/20/19). **Field goals attempted** — 5, twice, last: vs. Minnesota, 11/19/23 (3, three times, last: vs. Minnesota, 1/5/20). **Longest field goal made** — 60, vs. Minnesota, 10/2/22 (57 vs. Carolina, 1/7/18). **50+ yard made** — 1, 20x, last: vs. Minnesota, 11/19/23 (1, vs. Carolina, 1/7/18). **PATs made** — 7, three times, last: vs. Minnesota, 12/25/20 (4, vs. Carolina, 1/7/18). **Points scored** — 15, 3x, last: vs. Minnesota, 11/19/23 (11, vs. L.A. Rams, 1/20/19).

LUZT'S GAME-WINNING KICKS (10)

Date	Opponent	Down/Tied	Distance	Time Left	Drive/T.O.P.
10/16/16	vs. Carolina	38-38, 4th	52 yards	0:11, 4th	11-41/2:47
11/19/17	vs. Washington	31-31, OT	28 yards	7:25, OT	3-51/1:29
9/16/18	vs. Cleveland	18-18, 4th	44 yards	0:21, 4th	6-49/0:55
9/9/19	vs. Houston	27-28, 4th	58 yards	0:00, 4th	6-35/0:37
11/24/19	vs. Carolina	31-31, 4th	33 yards	0:00, 4th	11-65/1:56
10/12/20	vs. L.A. Chargers	27-27, OT	36 yards	10:08, OT	9-48/4:25
11/1/20	at Chicago	23-23, OT	35 yards	6:36, OT	7-52/2:12
9/11/22	at Atlanta	24-26, 4th	51 yards	0:19, 4th	5-47/0:29
10/11/23	at Chicago	28-28, 4th	51 yards	1:46, 4th	5-48/1:06
11/13/23	at Buffalo	21-22, 4th	36 yards	0:04, 4th	10-57/1:55

WIL LUZT'S CAREER GAME-BY-GAME

(Victories asterisked)

Date	Opponent	P/S	FIELD GOALS							TOTAL	Pct.	PATs		Pts.
			10-19	20-29	30-39	40-49	50-59	60+	Md./Att.			Pct.		
Sept 11	vs. Oakland	P	0/0	1/1	0/0	1/1	0/1	0/1	2/4	.500	4/4	1.000	10	
Sept 18	at N.Y. Giants	P	0/0	0/0	1/2	1/1	0/0	0/0	2/3	.667	1/1	1.000	7	
Sept 26	vs. Atlanta	P	0/0	0/0	0/0	0/0	1/1	0/0	1/1	1.000	3/3	1.000	6	
Oct 2	at San Diego*	P	0/0	0/0	0/0	0/0	0/0	0/0	0/0	—	5/5	1.000	5	
Oct 16	vs. Carolina*	P	0/0	0/0	1/1	0/0	1/2	0/0	2/3	.667	5/5	1.000	11	
Oct 23	at Kansas City	P	0/0	0/0	0/0	0/0	0/0	0/0	0/0	—	3/3	1.000	3	
Oct 30	vs. Seattle*	P	0/0	2/2	0/0	1/1	1/1	0/0	4/4	1.000	1/1	1.000	13	
Nov 6	at San Francisco*	P	0/0	1/1	0/0	1/1	0/1	0/0	2/3	.667	5/5	1.000	11	
Nov 13	vs. Denver	P	0/0	0/0	1/1	0/0	0/0	0/0	1/1	1.000	2/3	.667	5	
Nov 17	at Carolina	P	0/0	1/1	1/2	0/0	0/0	0/0	2/3	.667	2/2	1.000	8	
Nov 27	vs. L.A. Rams*	P	0/0	0/0	0/0	0/0	0/0	0/0	0/0	—	7/7	1.000	7	
Dec 4	vs. Detroit	P	0/0	0/0	1/1	1/1	0/0	0/0	2/2	1.000	1/1	1.000	7	
Dec 11	at Tampa Bay	P	0/0	1/1	1/1	1/1	0/0	0/0	3/3	1.000	0/0	—	9	
Dec 18	at Arizona*	P	0/0	0/0	2/2	0/0	0/0	0/0	2/2	1.000	6/6	1.000	12	
Dec 24	vs. Tampa Bay*	P	0/0	1/1	1/1	1/1	0/0	0/0	3/3	1.000	2/2	1.000	11	
Jan 1	at Atlanta	P	1/1	0/0	0/0	1/1	0/0	0/0	2/2	1.000	2/2	1.000	8	
Season Totals			16/0	1/1	7/7	9/11	8/8	3/6	0/1	28/34	.824	49/50	.980	133

2017 NEW ORLEANS (11-5)											FIELD GOALS			PATs		
Date	Opponent	P/S	10-19	20-29	30-39	40-49	50-59	60+	TOTAL	Pct.	Md./Att.	Pct.	Pts.			
Sept 11	at Minnesota	P	0/0	3/3	0/0	1/1	0/0	0/0	4/4	1.000	1/1	1.000	13			
Sept 17	vs. New England	P	0/0	0/0	1/1	1/2	0/0	0/0	2/3	.667	2/2	1.000	8			
Sept 24	at Carolina*	P	0/0	0/0	1/1	0/0	1/2	0/0	2/3	.667	4/4	1.000	10			
Oct 1	at Miami*	P	0/0	0/0	0/0	2/3	0/0	0/0	2/3	.667	2/2	1.000	8			
Oct 15	vs. Detroit*	P	0/0	0/0	0/0	1/1	0/0	0/0	1/1	1.000	7/7	1.000	10			
Oct 22	at Green Bay*	P	0/0	1/1	0/0	1/1	0/0	0/0	2/2	1.000	2/3	.667	8			
Oct 29	vs. Chicago*	P	0/0	0/0	0/0	2/2	0/0	0/0	2/2	1.000	2/2	1.000	8			
Nov 5	vs. Tampa Bay*	P	0/0	0/0	0/0	1/2	0/0	0/0	1/2	.500	3/4	.750	6			
Nov 12	at Buffalo*	P	0/0	1/1	0/0	0/0	1/1	0/0	2/2	1.000	5/6	.833	11			
Nov 19	vs. Washington*	P	0/0	2/2	0/0	1/1	1/1	0/0	4/4	1.000	2/2	1.000	14			
Nov 26	at L.A. Rams	P	0/0	1/1	0/0	0/0	1/1	0/0	2/2	1.000	2/2	1.000	8			
Dec 3	vs. Carolina*	P	0/0	0/0	1/2	0/0	0/0	0/0	1/2	.500	4/4	1.000	7			
Dec 7	at Atlanta	P	0/0	0/0	1/1	0/0	0/0	0/0	1/1	1.000	2/2	1.000	5			
Dec 17	vs. N.Y. Jets*	P	0/0	1/1	0/0	0/0	0/0	0/0	1/1	1.000	4/4	1.000	7			
Dec 24	vs. Atlanta*	P	0/0	1/1	0/0	2/2	0/0	0/0	3/3	1.000	2/2	1.000	11			
Dec 31	at Tampa Bay	P	0/0	0/0	0/0	1/1	0/0	0/0	1/1	1.000	3/3	1.000	6			
Season Totals			16/0	0/0	10/10	4/5	13/16	4/5	0/0	31/36	.861	47/50	.940	140		
Jan 7	vs. Carolina [§]	P	0/0	0/0	0/0	0/0	1/1	0/0	1/1	1.000	4/4	1.000	7			
Jan 14	at Minnesota [†]	P	0/0	0/0	0/0	1/1	0/1	0/0	1/2	.500	3/3	1.000	6			
Postseason Totals			2/0	0/0	0/0	0/0	1/1	1/2	0/0	2/3	.667	7/7	1.000	13		

§NFC Wild Card Game; †NFC Divisional Playoff Game

2018 NEW ORLEANS (13-3)											FIELD GOALS			PATs		
Date	Opponent	P/S	10-19	20-29	30-39	40-49	50-59	60+	TOTAL	Pct.	Md./Att.	Pct.	Pts.			
Sept 9	vs. Tampa Bay	P	0/0	0/0	1/1	0/0	0/0	0/0	1/1	1.000	3/3	1.000	6			
Sept 16	vs. Cleveland*	P	0/0	0/0	1/1	1/2	0/0	0/0	2/3	.667	1/1	1.000	7			
Sept 23	at Atlanta*	P	0/0	1/1	0/0	2/2	0/0	0/0	3/3	1.000	4/4	1.000	13			
Sept 30	at N.Y. Giants*	P	0/0	1/1	2/2	1/1	0/0	0/0	4/4	1.000	3/3	1.000	15			
Oct 8	vs. Washington*	P	0/0	0/0	0/0	1/1	0/0	0/0	1/1	1.000	4/5	.800	7			
Oct 21	at Baltimore*	P	0/0	0/0	1/1	0/0	0/0	0/0	1/1	1.000	3/3	1.000	6			
Oct 28	at Minnesota*	P	0/0	0/0	0/0	2/2	1/1	0/0	3/3	1.000	3/3	1.000	12			
Nov 4	vs. L.A. Rams*	P	0/0	0/0	0/0	0/0	1/1	0/0	1/1	1.000	6/6	1.000	9			
Nov 11	at Cincinnati*	P	0/0	1/1	0/0	2/2	0/0	0/0	3/3	1.000	6/6	1.000	15			
Nov 18	vs. Philadelphia*	P	1/1	0/0	1/1	0/0	0/0	0/0	2/2	1.000	6/6	1.000	12			
Nov 22	vs. Atlanta*	P	0/0	1/1	0/0	0/0	0/0	0/0	1/1	1.000	4/4	1.000	7			
Nov 29	at Dallas	P	0/0	0/0	1/1	0/0	0/0	0/0	1/1	1.000	1/1	1.000	4			
Dec 9	at Tampa Bay*	P	0/0	0/0	2/2	0/0	0/0	0/0	2/2	1.000	2/2	1.000	8			
Dec 17	at Carolina*	P	0/0	1/1	0/0	1/1	0/0	0/0	2/2	1.000	0/0	—	6			
Dec 23	vs. Pittsburgh*	P	0/0	0/0	0/0	1/1	0/1	0/0	1/2	.500	4/4	1.000	7			
Dec 30	vs. Carolina	P	0/0	0/0	0/0	0/0	0/0	0/0	0/0	—	2/2	1.000	2			
Season Totals			16/0	1/1	5/5	9/9	11/12	2/3	0/0	28/30	.933	52/53	.981	136		
Jan 13	vs. Philadelphia [†]	P	0/0	0/0	1/1	1/1	0/1	0/0	2/3	.667	2/2	1.000	8			
Jan 20	vs. L.A. Rams [‡]	P	0/0	1/1	2/2	0/0	0/0	0/0	3/3	1.000	2/2	1.000	11			
Postseason Totals			2/0	0/0	1/1	3/3	1/1	0/1	0/0	5/6	.833	4/4	1.000	19		

†NFC Divisional Playoff Game; ‡NFC Championship Game

2019 NEW ORLEANS (13-3)											FIELD GOALS			PATs		
Date	Opponent	P/S	10-19	20-29	30-39	40-49	50-59	60+	TOTAL	Pct.	Md./Att.	Pct.	Pts.			
Sept 9	vs. Houston*	P	0/0	0/0	1/1	1/1	1/2	0/0	3/4	.750	3/3	1.000	12			
Sept 15	at L.A. Rams	P	0/0	0/0	1/1	1/1	1/1	0/0	3/3	1.000	0/0	—	9			
Sept 22	at Seattle*	P	0/0	0/0	0/0	0/0	0/0	0/0	0/0	—	3/4	.750	3			
Sept 29	vs. Dallas*	P	1/1	1/1	0/0	2/2	0/0	0/0	4/4	1.000	0/0	—	12			
Oct 6	vs. Tampa Bay*	P	0/0	1/1	0/0	0/0	0/0	0/0	1/1	1.000	4/4	1.000	7			
Oct 13	at Jacksonville*	P	0/0	1/1	0/0	1/1	0/0	0/0	2/2	1.000	1/1	1.000	7			
Oct 20	at Chicago*	P	0/0	0/0	2/2	0/1	0/1	0/0	2/4	.500	4/4	1.000	10			
Oct 27	vs. Arizona*	P	0/0	1/1	0/0	0/1	0/0	0/0	1/2	.500	4/4	1.000	7			
Nov 10	vs. Atlanta	P	0/0	2/2	0/0	1/1	0/0	0/0	3/3	1.000	0/0	—	9			
Nov 17	at Tampa Bay*	P	0/0	1/1	0/0	1/1	0/0	0/0	2/2	1.000	4/4	1.000	10			
Nov 24	vs. Carolina*	P	0/0	0/0	1/1	1/1	0/0	0/0	2/2	1.000	4/4	1.000	10			
Nov 28	at Atlanta*	P	0/0	1/1	0/0	3/3	0/0	0/0	4/4	1.000	2/2	1.000	14			
Dec 8	vs. San Francisco	P	0/0	0/0	0/0	1/1	1/1	0/0	2/2	1.000	4/4	1.000	10			
Dec 16	vs. Indianapolis*	P	0/0	1/1	1/1	0/0	0/0	0/0	2/2	1.000	4/4	1.000	10			
Dec 22	at Tennessee*	P	0/0	0/0	0/0	1/1	0/0	0/0	1/1	1.000	5/5	1.000	8			
Dec 29	at Carolina*	P	0/0	0/0	0/0	0/0	0/0	0/0	0/0	—	6/6	1.000	6			
Season Totals			16/0	1/1	9/9	6/6	13/15	3/5	0/0	32/36	.889	48/49	.980	144		
Jan 5	vs. Minnesota [§]	P	0/0	1/1	0/0	1/2	0/0	0/0	2/3	.667	2/2	1.000	8			
Postseason Totals			1/0	0/0	1/1	0/0	1/2	0/0	0/0	2/3	.667	2/2	1.000	8		

§NFC Wild Card Game

2020 NEW ORLEANS (12-4)			FIELD GOALS							PATs				
Date	Opponent	P/S	10-19	20-29	30-39	40-49	50-59	60+	TOTAL	Pct.	Md./Att.	Pct.	Pts.	
Sept 13	vs. Tampa Bay*	P	0/0	2/2	0/0	0/0	0/0	0/0	2/2	1.000	4/4	1.000	10	
Sept 21	at Las Vegas	P	0/0	0/0	1/1	0/0	0/0	0/0	1/1	1.000	3/3	1.000	6	
Sept 27	vs. Green Bay	P	0/0	0/0	2/2	1/1	0/0	0/0	3/3	1.000	3/3	1.000	12	
Oct 4	at Detroit*	P	0/0	0/0	0/0	0/0	0/0	0/0	0/0	—	5/5	1.000	5	
Oct 12	vs. L.A. Chargers*	P	0/0	0/0	1/1	1/1	1/1	0/0	3/3	1.000	3/3	1.000	12	
Oct 25	vs. Carolina*	P	0/0	0/0	0/0	2/2	0/0	0/0	2/2	1.000	3/3	1.000	9	
Nov 1	at Chicago*	P	0/0	1/2	3/3	0/0	0/0	0/0	4/5	.800	2/2	1.000	14	
Nov 8	at Tampa Bay*	P	0/0	0/0	1/1	0/0	0/0	0/0	1/1	1.000	5/5	1.000	8	
Nov 15	vs. San Francisco*	P	0/0	1/1	0/0	1/1	0/0	0/0	2/2	1.000	3/3	1.000	9	
Nov 22	vs. Atlanta*	P	0/0	1/1	0/0	0/0	0/1	0/0	1/2	.500	3/3	1.000	6	
Nov 29	at Denver*	P	0/0	0/0	0/0	1/1	0/0	0/0	1/1	1.000	4/4	1.000	7	
Dec 6	at Atlanta*	P	0/0	0/0	0/0	0/1	0/0	0/0	0/1	.000	3/3	1.000	3	
Dec 13	at Philadelphia	P	0/0	0/0	0/0	0/1	0/1	0/0	0/2	.000	3/3	1.000	3	
Dec 20	vs. Kansas City	P	0/0	0/0	0/0	0/0	0/0	0/0	0/0	—	3/3	1.000	3	
Dec 25	vs. Minnesota*	P	0/0	0/0	1/1	0/0	0/0	0/0	1/1	1.000	7/7	1.000	10	
Jan 3	at Carolina*	P	0/0	0/0	1/1	1/1	0/0	0/0	2/2	1.000	3/4	.750	9	
Season Totals			16/0	0/0	5/6	10/10	7/9	1/3	0/0	23/28	.821	57/58	.983	126
Jan 10	vs. Chicago [§] *	P	0/0	0/0	0/0	0/0	0/1	0/0	0/1	.000	3/3	1.000	3	
Jan 17	vs. Tampa Bay†	P	0/0	1/1	0/0	1/1	0/0	0/0	2/2	1.000	2/2	1.000	8	
Postseason Totals			2/0	0/0	1/1	0/0	1/1	0/1	0/0	2/3	.667	5/5	1.000	11

§NFC Wild Card Game; †NFC Divisional Playoff Game

2022 NEW ORLEANS (7-10)			FIELD GOALS							PATs				
Date	Opponent	P/S	10-19	20-29	30-39	40-49	50-59	60+	TOTAL	Pct.	Md./Att.	Pct.	Pts.	
Sept 11	at Atlanta*	P	0/0	0/0	0/0	1/2	1/1	0/0	2/3	.667	1/1	1.000	7	
Sept 18	vs. Tampa Bay	P	0/0	0/0	1/1	0/0	0/0	0/0	1/1	1.000	1/1	1.000	4	
Sept 25	at Carolina	P	0/0	0/0	0/1	0/1	0/0	0/0	0/2	.000	2/2	1.000	2	
Oct 2	vs. Minnesota	P	0/0	0/0	0/0	0/0	0/0	1/2	1/2	.500	2/2	1.000	5	
Oct 9	vs. Seattle*	P	0/0	0/0	0/0	0/0	1/1	0/0	1/1	1.000	4/4	1.000	7	
Oct 16	vs. Cincinnati	P	0/0	0/0	4/4	0/0	0/0	0/0	4/4	1.000	2/2	1.000	14	
Oct 20	at Arizona	P	0/0	1/1	0/0	1/1	0/0	0/0	2/2	1.000	4/4	1.000	10	
Oct 30	vs. Las Vegas*	P	0/0	0/0	1/2	0/0	0/0	0/0	1/2	.500	3/3	1.000	6	
Nov 7	vs. Baltimore	P	0/0	0/0	2/2	0/0	0/0	0/0	2/2	1.000	1/1	1.000	7	
Nov 13	at Pittsburgh	P	0/0	0/0	0/0	1/1	0/0	0/0	1/1	1.000	1/1	1.000	4	
Nov 20	vs. L.A. Rams*	P	0/0	1/1	0/0	1/1	0/0	0/0	2/2	1.000	3/3	1.000	9	
Nov 27	at San Francisco	P	0/0	0/0	0/0	0/1	0/0	0/0	0/1	.000	0/0	—	0	
Dec 5	at Tampa Bay	P	0/0	2/2	1/1	0/0	0/0	0/0	3/3	1.000	1/1	1.000	10	
Dec 18	vs. Atlanta*	P	0/0	0/0	0/0	0/0	0/0	0/0	0/0	—	3/3	1.000	3	
Dec 24	at Cleveland*	P	0/0	1/1	0/0	0/0	0/0	0/0	1/1	1.000	2/2	1.000	5	
Jan 1	at Philadelphia*	P	0/0	1/1	0/0	0/0	1/1	0/0	2/2	1.000	2/2	1.000	8	
Jan 8	vs. Carolina	P	0/0	0/0	0/0	0/1	0/1	0/0	0/2	.000	1/1	1.000	1	
Season Totals			17/0	0/0	6/6	9/11	4/8	3/4	1/2	23/31	.742	33/33	1.000	102

2023 DENVER (8-9)			FIELD GOALS							PATs				
Date	Opponent	P/S	10-19	20-29	30-39	40-49	50-59	60+	TOTAL	Pct.	Md./Att.	Pct.	Pts.	
Sept 10	vs. Las Vegas	P	0/0	1/1	0/0	0/0	0/1	0/0	1/2	.500	1/2	.500	4	
Sept 17	vs. Washington	P	0/0	0/0	2/2	0/0	0/0	0/0	2/2	1.000	3/3	1.000	9	
Sept 24	at Miami	P	0/0	1/1	1/1	0/0	0/0	0/0	2/2	1.000	2/2	1.000	8	
Oct 1	at Chicago*	P	0/0	0/0	0/0	0/0	1/1	0/0	1/1	1.000	4/4	1.000	7	
Oct 8	vs. N.Y. Jets	P	0/0	2/2	0/0	0/0	0/0	0/0	2/2	1.000	1/1	1.000	7	
Oct 12	at Kansas City	P	0/0	0/0	0/0	0/0	0/0	0/0	0/0	—	0/0	—	0	
Oct 22	vs. Green Bay*	P	0/0	1/1	2/2	0/0	1/1	0/0	4/4	1.000	1/1	1.000	13	
Oct 29	vs. Kansas City*	P	0/0	1/1	0/1	0/0	0/0	0/0	1/2	.500	3/3	1.000	6	
Nov 13	at Buffalo*	P	0/0	0/0	1/1	3/3	0/0	0/0	4/4	1.000	0/1	.000	12	
Nov 19	vs. Minnesota*	P	0/0	1/1	3/3	0/0	1/1	0/0	5/5	1.000	0/0	—	15	
Nov 26	vs. Cleveland*	P	0/0	1/1	1/1	0/0	0/0	0/0	2/2	1.000	3/3	1.000	9	
Dec 3	at Houston	P	0/0	0/0	1/1	0/0	0/0	0/0	1/1	1.000	2/2	1.000	5	
Dec 10	at L.A. Chargers*	P	0/0	1/1	0/0	0/0	0/0	0/0	1/1	1.000	3/3	1.000	6	
Dec 16	at Detroit	P	0/0	1/1	0/0	0/0	0/0	0/0	1/1	1.000	2/2	1.000	5	
Dec 24	vs. New England	P	0/0	0/0	0/0	0/0	0/1	0/0	0/1	.000	1/1	1.000	1	
Dec 31	vs. L.A. Chargers*	P	0/0	1/1	1/1	1/2	0/0	0/0	3/4	.750	1/1	1.000	10	
Jan 7	at Las Vegas	P	0/0	0/0	0/0	0/0	0/0	0/0	0/0	—	2/2	1.000	2	
Season Totals			17/0	0/0	11/11	12/13	4/5	3/5	0/0	30/34	.882	29/31	.935	119

DID YOU KNOW?

Denver has won 15 AFC West titles to represent the second-most among division members.



DAMARRI MATHIS

27

CORNERBACK



5-11 • 195 • 3RD YR. • PITTSBURGH

BORN: April 12, 1999, in Lakeland, Fla.

HIGH SCHOOL: Lakeland (Fla.) Senior High School

ACQUIRED: Draft #4 (115th overall), 2022

NFL YEAR: 3rd • **YEAR WITH BRONCOS:** 3rd

NFL GAMES PLAYED/STARTED: 33/17

MATHIS AT A GLANCE:

- A third-year cornerback who appeared in 33 games (17 starts) with the Broncos from 2022-23, posting 100 tackles (80 solo) and eight passes defended.
- Appeared in all 17 games (6 starts) in 2023, totaling 35 tackles (26 solo) and one pass defended.
- Became the Broncos second starting cornerback in Week 6 as a rookie in 2022, totaling 65 tackles (54 solo) and seven passes defended
- Saw action in 49 career games (25 starts) over four seasons at the University of Pittsburgh (2017-19, '21), recording 87 tackles (66 solo), five interceptions (65 yds., 1 TD) and 19 passes defended during his collegiate career.
- Started all 13 games played in 2021, registering 44 tackles, (32 solo), two interceptions (50 yds., 1 TD) and six passes defended.
- Did not see action in 2020 after suffering a season-ending injury in preseason.
- Opened 10-of-13 games played in 2019, collecting 23 tackles (19 solo), two interceptions (15 yds.) and 11 passes defended.
- Totaled 18 tackles (13 solo), one interception and one pass defended in 14 games (2 starts) played in 2018.
- Prepped at Lakeland (Fla.) Senior High School, where he compiled 73 tackles, five interceptions and 27 pass breakups during his varsity career.
- Selected by the Broncos in the fourth round (115th overall) of the 2022 NFL Draft.

CAREER TRANSACTIONS: Signed by Denver as a draft choice 6/23/22.



2023: Mathis appeared in all 17 games (6 starts), totaling 35 tackles (26 solo) and one pass defended... Made five solo tackles in the season opener vs. L.V. (9/10)... Produced six solo tackles, including one tackle for loss, vs. Was. (9/17)... Totaled five tackles (4 solo) at Mia. (9/24)... Recorded six tackles (5 solo) in the 21-point comeback win at Chi. (10/1)... Recorded his first pass defended of the season along with two tackles (1 solo) at K.C. (10/12).

2022: Mathis appeared in 16 games (11 starts) with the Broncos during his rookie season after being drafted in the fourth round (115th overall) of the 2022 NFL Draft, posting 65 tackles (54 solo) and seven passes defended... Made his NFL debut at Sea. (9/12)... Tallied five solo tackles and a pass defended vs. Hou. (9/18)... Had six solo tackles vs. Ind. (10/6)... Made six tackles (5 solo) and two passes defended in his first NFL start at LAC (10/17)... Had a pass defended and two tackles (1 solo) at Ten. (11/13)... Notched eight tackles (7 solo) and a pass defended vs. L.V. (11/20)... Made six tackles (5 solo) at Car. (11/27)... Totaled six solo tackles at Bal. (12/4)... Broke up a pass from Chiefs QB Patrick Mahomes and totaled five unassisted tackles vs. K.C. (12/11)... Tallied his seventh pass defended of the year and made three tackles (1 solo) vs. Ari. (12/18)... Made five tackles (3 solo) at LAR (12/25).

COLLEGE: Mathis appeared in 49 career games (25 starts) over four seasons (2017-19, '21) at the University of Pittsburgh... Named honorable mention All-ACC following his final collegiate campaign after starting all 13 games played for Pittsburgh, totaling 44 tackles (32 solo), two interceptions (50 yds., 1 TD) and six passes defended... Started 10-of-13 games played in 2019, recording 23 tackles (19 solo), two interceptions (15 yds.) and 11 passes defended.

MATHIS AMONG BRONCOS ROOKIE CORNERBACKS

MOST TACKLES BY A BRONCOS ROOKIE CORNERBACK IN A SINGLE SEASON

(ACCORDING TO PRO-FOOTBALL REFERENCE)

Player	Year	Tackles
1. Dominique Foxworth	2005	71
2. Damarri Mathis	2022	65
3. Michael Ojemudia	2020	62
4. Pat Surtain II	2021	58
Perrish Cox	2010	58

PERSONAL: Mathis attended Lakeland (Fla.) Senior High School, where he was a three-year starter at corner back... Compiled 73 tackles, five interceptions and 27 pass breakups during his varsity career... Totaled a 28-7 (.800) mark in his three seasons as a starter and helped the school reach the Florida Class 7A playoffs each season... Damarri Mathis was born on April 12, 1999, in Lakeland, Fla.

MATHIS' REGULAR SEASON RECORD

Year	Club	G	S	UT	A	TT	S-Yds.	I-Yds.	PD	FF	FR	TD-Int.	TD-FR	S	Pts.
2022	Denver	16	11	54	11	65	0-0	0-0	7	0	0	0	0	0	0
2023	Denver	17	6	26	9	35	0-0	0-0	1	0	0	0	0	0	0
CAREER TOTALS		33	17	80	20	100	0-0	0-0	8	0	0	0	0	0	0

DAMARRI MATHIS' CAREER GAME-BY-GAME

(Victories asterisked)

2022 DENVER (5-12)		TACKLES									
Date	Opponent	P/S	UT	A	TT	S-Yds.	I-Yds.	PD	FF	FR	
Sept 12	at Seattle	P	0	0	0	0-0	0-0	0	0	0	
Sept 18	vs. Houston*	P	5	0	5	0-0	0-0	1	0	0	
Sept 25	vs. San Francisco*	P	0	0	0	0-0	0-0	0	0	0	
Oct 2	at Las Vegas	P	1	0	1	0-0	0-0	0	0	0	
Oct 6	vs. Indianapolis	P	6	0	6	0-0	0-0	0	0	0	
Oct 17	at L.A. Chargers	S	5	1	6	0-0	0-0	2	0	0	
Oct 23	vs. N.Y. Jets	S	3	1	4	0-0	0-0	0	0	0	
Oct 30	at Jacksonville*	S	3	1	4	0-0	0-0	0	0	0	
Nov 13	at Tennessee	S	1	1	2	0-0	0-0	1	0	0	
Nov 20	vs. Las Vegas	S	7	1	8	0-0	0-0	1	0	0	
Nov 27	at Carolina	S	5	1	6	0-0	0-0	0	0	0	
Dec 4	at Baltimore	S	6	0	6	0-0	0-0	0	0	0	
Dec 11	vs. Kansas City	S	5	0	5	0-0	0-0	1	0	0	
Dec 18	vs. Arizona*	S	1	2	3	0-0	0-0	1	0	0	
Dec 25	at L.A. Rams	S	3	2	5	0-0	0-0	0	0	0	
Jan 1	at Kansas City	S	3	1	4	0-0	0-0	0	0	0	
Jan 8	vs. L.A. Chargers*				INACTIVE						
Season Totals			16/11	54	11	65	0-0	0-0	7	0	0

2023 DENVER (8-9)		TACKLES									
Date	Opponent	P/S	UT	A	TT	S-Yds.	I-Yds.	PD	FF	FR	
Sept 10	vs. Las Vegas	S	5	0	5	0-0	0-0	0	0	0	
Sept 17	vs. Washington	S	6	0	6	0-0	0-0	0	0	0	
Sept 24	at Miami	S	4	1	5	0-0	0-0	0	0	0	
Oct 1	at Chicago*	S	5	1	6	0-0	0-0	0	0	0	
Oct 8	vs. N.Y. Jets	S	5	3	8	0-0	0-0	0	0	0	
Oct 12	at Kansas City	S	1	1	2	0-0	0-0	1	0	0	
Oct 22	vs. Green Bay*	P	0	0	0	0-0	0-0	0	0	0	
Oct 29	vs. Kansas City*	P	0	0	0	0-0	0-0	0	0	0	
Nov 13	at Buffalo*	P	0	1	1	0-0	0-0	0	0	0	
Nov 19	vs. Minnesota*	P	0	1	1	0-0	0-0	0	0	0	
Nov 26	vs. Cleveland*	P	0	0	0	0-0	0-0	0	0	0	
Dec 3	at Houston	P	0	1	1	0-0	0-0	0	0	0	
Dec 10	at L.A. Chargers*	P	0	0	0	0-0	0-0	0	0	0	
Dec 16	at Detroit	P	0	0	0	0-0	0-0	0	0	0	
Dec 24	vs. New England	P	0	0	0	0-0	0-0	0	0	0	
Dec 31	vs. L.A. Chargers*	P	0	0	0	0-0	0-0	0	0	0	
Jan 7	at Las Vegas	P	0	0	0	0-0	0-0	0	0	0	
Season Totals			17/6	26	9	35	0-0	0-0	1	0	0



TANNER McALISTER **30**

DEFENSIVE BACK

5-11 • 191 • 2ND YR. • OHIO STATE

BORN: Jan. 27, 2000, in Rockwell, Texas

HIGH SCHOOL: Rockwall-Heath (Texas) High School

ACQUIRED: Free Agent, 2024

NFL YEAR: 2nd • **YEAR WITH BRONCOS:** 1st

NFL GAMES PLAYED/STARTED: 3/0



McALISTER AT A GLANCE:

- A second-year defensive back who appeared in three games with Cleveland in 2023, totaling two tackles (1 solo).
- Played five collegiate seasons at Ohio State (2022) and Oklahoma State (2018-21), starting 38-of-61 games played and recorded 146 tackles (109 solo), four interceptions (54 yds.) and 13 passes defended.

- Attended Rockwell-Heath (Texas) High School, where he played running back and cornerback and finished with 2,443 total rushing yards, 31 rushing touchdowns, 132 tackles, six passes defended, five forced fumbles, four interceptions and 10 tackles for loss.
- Entered the NFL as a college free agent with Cleveland on May 12, 2023.
- Signed by the Broncos to a future contract on Jan. 22, 2024.

CAREER TRANSACTIONS: Signed by Cleveland as a college free agent 5/12/23; Waived by Cleveland 8/29/23; Signed by Cleveland (practice squad) 8/30/23; Released by Cleveland 1/22/24; Signed by Denver to a future contract 1/22/24.



2023: McCalister appeared in three games with Cleveland after being signed by the club as a college free agent, totaling two tackles (1 solo)... Spent most of the season competing on the team's practice squad... Made his NFL debut at Den. (11/26)... Totaled two tackles (1 solo) at Hou. (12/24).

COLLEGE: McCalister played five collegiate seasons at Ohio State (2022) and Oklahoma State (2018-21), starting 38-of-61 games played and recorded 146 tackles (109 solo), four interceptions (54 yds.) and 13 passes defended... Started all 12 games played with Ohio State in 2022, totaling 24 tackles (20 solo), three interceptions (41 yds.) and one pass defended... Totaled 39 tackles (28 solo), seven pass breakups and one interception (13 yds.) in 14 starts in his final season at Oklahoma State in 2021... Registered 41 tackles (32 solo), two tackles for loss and five passes defended in 11 games (10 starts) during the 2020 season... Produced 31 tackles (20 solo) along with 1.5 tackles for loss while playing in 13 games in 2019.

PERSONAL: McCalister attended Rockwell-Heath (Texas) High School, where he played running back and cornerback... Finished with 2,443 total rushing yards, 31 rushing touchdowns, 132 tackles, six passes defended, five forced fumbles, four interceptions and 10 tackles for loss... Totaled 1,329 yards and 15 scores of 199 rushing attempts (6.7 avg.) as a senior, including posting five 100-yard rushing games... Made 90 total tackles (52 solo) over his final two seasons... Also competed in track and field in high school... Tanner McCalister was born on Jan. 27, 2000, in Rockwell, Texas.

MCCALISTER'S REGULAR SEASON RECORD

Year	Club	G	S	UT	A	TT	S-Yds.	I-Yds.	PD	FF	FR	TD-Int.	TD-FR	S	Pts.
2023	Cleveland	3	0	1	1	2	0-0	0-0	0	0	0	0	0	0	0
CAREER TOTALS		3	0	1	1	2	0-0	0-0	0	0	0	0	0	0	0

TANNER MCCALISTER'S CAREER GAME-BY-GAME

(Victories asterisked)

2023 CLEVELAND (11-6)		TACKLES											
Date	Opponent	P/S	UT	A	TT	S-Yds.	I-Yds.	PD	FF	FR			
Games 1-10													
Nov 26	at Denver	P	0	0	0	0-0	0-0	0	0	0			
Games 12-13													
Dec 17	vs. Chicago*	P	0	0	0	0-0	0-0	0	0	0			
Dec 24	at Houston*	P	1	1	2	0-0	0-0	0	0	0			
Games 16-17													
Season Totals			3/0	1	1	2	0-0	0-0	0	0	0	0	0



MIKE MCGLINCHEY

69

TACKLE

6-8 • 310 • 7TH YR. • NOTRE DAME

BORN: Jan. 12, 1995, in Philadelphia

HIGH SCHOOL: William Penn Charter, Philadelphia

ACQUIRED: Unrestricted Free Agent (San Francisco), 2023

NFL YEAR: 7th • **YEAR WITH BRONCOS:** 2nd

NFL GAMES PLAYED/STARTED: 85/85 • **POSTSEASON GP/GS:** 6/6



McGLINCHEY AT A GLANCE:

- A seventh-year right tackle who started in all 85 regular-season games and six postseason games he appeared in for San Francisco (2018-22) and Denver (2023).
- Named San Francisco's Ed Block Courage Award winner in 2022.
- Started all 17 regular-season games and three postseason games at RT for the 49ers in 2022 and helped the team reach the NFC Championship game for the second-consecutive year.
- Appeared in eight games (8 starts at RT) in 2021 before being placed on injured reserve (quadriiceps) on Nov. 10.

- Started in all 16 games at RT, totaling 1,089 offensive snaps (99.5%) in 2020.
- Started all 12 regular-season games and three postseason contests he appeared in at RT and helped the 49ers reach Super Bowl LIV in 2019.
- Was named to the All-Rookie Team by the PFWA after starting all 16 games at RT in 2018.
- Made 51 appearances (39 starts) at Notre Dame (2013-17), helping the Irish to a 32-19 record from 2014-17.
- Was named first-team All American by the Associated Press in 2017 after starting all 13 games plays at LT and being part of a line that won the Joe Moore Award.
- Earned All-America second team honors from the Associated Press in 2016 after starting all 12 games at LT.
- Entered the NFL as a first-round draft pick (9th overall) by San Francisco on July 23, 2018.
- Signed by Denver as an unrestricted free agent on March 15, 2023.

CAREER TRANSACTIONS: Signed by San Francisco as a draft choice 7/23/18; Signed by Denver as an unrestricted free agent 3/16/23.



2023: McGlinchey started 16 games at RT for the Broncos... Made his first start at RT vs. L.V. (9/10).

2022: McGlinchey started all 17 games at RT for the 49ers, appearing in 94.4% (1,038) of all offensive snaps during the season... Also made three starts in the postseason, totaling 174 offensive snaps... Was named the 49ers' Ed Block Courage Award winner... Helped the 49ers win the NFC West Division and reach the NFC Championship game for the second straight year... Was on an offense that ranked fourth in yards per play (5.9), fifth in total yards (365.6 ypg), sixth in points (26.5 ppg) and eighth in rushing yards (138.8 ypg).

2021: McGlinchey appeared in eight games (8 starts at RT) before being placed on injured reserve (quadriceps) on Nov. 10... Played in 466 offensive snaps.

2020: McGlinchey started all 16 games at RT, totaling 1,089 offensive snaps (99.5%).

2019: McGlinchey started all 12 regular-season games and three postseason games he played in at RT... Helped the 49ers reach Super Bowl LIV vs. K.C. (2/2)... Was a part of an offense that ranked second in points (29.9 ppg) and rushing yards (144.1 ypg), fourth in total offense (381.1 ypg) and fifth in yards per play (6.0)... Made his first career postseason start vs. Min. (1/11).

2018: McGlinchey was named to the All-Rookie Team by the PFWA after starting all 16 games at RT... Was drafted in the first round (9th overall) by the 49ers... Played in 1,054 offensive snaps, the most among 49ers offensive linemen that season... Made his NFL debut and first career start at Min. (9/9).

COLLEGE: McGlinchey started 39-of-51 games he appeared in at Notre Dame... Was named team captain during the 2016 and '17 seasons... Named first-team All American by the Associated Press after starting all 13 games played at LT... The offensive line he was a part of won the Joe Moore Award that season, given annually to the best offensive line in college football... Earned second-team All-America honors in 2016 when he started all 12 games at LT... Started all 13 games played at RT during the 2015 season... Registered a blocked field goal and played in 13 games (1 start) in 2014.

PERSONAL: McGlinchey prepped at William Penn Charter School in Philadelphia... Was named first-team offensive lineman on the 2012 Pennsylvania Sports Writers AAAA All-State football team... Also named first-team offensive lineman on the *Philadelphia Inquirer* All-Southeastern Pennsylvania team and first-team offensive lineman on the *Philadelphia Daily News* All-City squad... Named captain as a senior in 2012... Began his high school career as a tight end, but changed to tackle... Also played basketball... Mike McGlinchey was born on Jan. 12, 1995 in Philadelphia.

McGLINCHEY'S REGULAR SEASON RECORD

Year	Club	G	S
2018	San Francisco	16	16
2019	San Francisco	12	12
2020	San Francisco	16	16
2021	San Francisco	8	8
2022	San Francisco	17	17
2023	Denver	16	16
CAREER TOTALS		85	85

ADDITIONAL STATISTICS: *Miscellaneous tackles* — 2023 (1), TOTAL (1).

McGLINCHEY'S POSTSEASON RECORD

Year	Club	G	S
2019	San Francisco	3	3
2022	San Francisco	3	3
CAREER TOTALS		6	6

**JALEEL McLAUGHLIN** **38****RUNNING BACK****5-7 • 187 • 2ND YR. • YOUNGSTOWN STATE****BORN:** Sept. 13, 2000, in Raleigh, N.C.**HIGH SCHOOL:** Forest Hills High School, Marshville, N.C.**ACQUIRED:** College Free Agent, 2023**NFL YEAR:** 2nd • **YEAR WITH BRONCOS:** 2nd**NFL GAMES PLAYED/STARTED:** 17/3**McLAUGHLIN AT A GLANCE:**

- A second-year running back who appeared in 17 games (3 starts) with the Broncos during his rookie season in 2023, rushing 76 times for 410 yards (5.4 avg.) with one score and catching 31 passes for 160 yards (5.2 avg.) with two touchdowns.
- Produced the fifth-most rushing yards (410) and scrimmage yards (570) by a Broncos' undrafted rookie in a season.
- Totaled 8,161 yards on 1,259 carries (6.5 avg.) with 78 touchdowns as well as 66 receptions for 643 yards (9.7 avg.) with six scores in 56 games (53 starts) with Youngstown State (2020-22) and Notre Dame College (2018-19).
- Had the third-most rushing yards (1,588) in FCS on 227 rushing attempts (7.0 avg.) with 13 scores to earn first-team All-America and MVFC Offensive Player of the Year honors in 2022 with Youngstown State.
- Selected third-team All-America and first-team All-Missouri Valley Football Conference after totaling 1,139 yards on 175 carries (6.5 avg.) with 12 touchdowns in 10 starts in 2021.
- Was named second-team All-Missouri Valley and to the MVFC All-Newcomer Team in his first year with the Penguins after rushing 133 times for 691 yards (5.2 avg.) with five scores
- Led NCAA DII in all-purpose yards (2,526), rushing yards (2,316), total touchdowns (33) and scoring (198) in 14 starts in 2019
- Led the country in all-purpose yards (2,699) and rushing yards (2,421) in 14 games (13 starts) in 2018.
- Attended Forest Hills High School in Marshville, N.C. where he recorded 2,129 rushing yards on 269 carries (7.9 avg.) with 29 scores in his final two seasons while also winning state titles in basketball and track and field.
- Entered the NFL with Denver as a college free agent on May 12, 2023.

CAREER TRANSACTIONS: Signed by Denver as a college free agent 5/12/23.

2023: McLaughlin appeared in 17 games (3 starts) with the Broncos after signing with the team as a college free agent... Rushed 76 times for 410 yards (5.4 avg.) with one score and caught 31 passes for 160 yards (5.2 avg.) with two touchdowns... His 410 rushing yards and 570 scrimmage yards were the fifth-most by a Broncos' undrafted rookie in a single season... Made his NFL debut vs. L.V. (9/10), catching one pass... Recorded his first career touchdown on a five-yard rush on the Broncos' first possession of the game vs. Was. (9/17)... Rushed five times for 15 yards (3.0 avg.) at Mia. (9/24)... Helped the Broncos climb from a 21-point deficit to defeat the Bears at Chi. (10/1), rushing seven times for a career-high 72 yards (10.3 avg.) in the game and also caught three passes for 32 yards (10.7 avg.), including an 18-yard touchdown pass from QB Russell Wilson... Recorded his third touchdown of the season after catching a 22-yard pass from Wilson while also leading the team with nine rushes for 68 yards (7.6 avg.) vs. NYJ (10/8)... Rushed five times for 45 yards (9.0 avg.) in the win vs. G.B. (10/22)... Carried the ball six times for a team-high 37 yards (6.2 avg.) and also caught a team-high-tying four passes for 30 yards (7.5 avg.) vs. N.E. (12/24)... Rushed eight times for 44 yards (5.5 avg.) and also caught three passes for 18 yards (6.0 avg.) vs. LAC (12/31).

COLLEGE: McLaughlin played at Youngstown State, where he totaled 3,424 yards on 536 carries (6.4 avg.) with 30 touchdowns in 28 games (16 starts) during his three seasons (2020-22) with the Penguins... Also caught 44 passes for 500 yards (11.4 avg.) with two touchdowns... Had the third-most rushing yards (1,588) in FCS on 227 rushing attempts (7.0 avg.) with 13 scores to earn first-team All-America and MVFC Offensive Player of the Year honors in 2022... Selected third-team All-America and first-team All-Missouri Valley Football Conference after totaling 1,139 yards on 175 carries (6.5 avg.) with 12 touchdowns in 10 starts in 2021... Was named second-team All-Missouri Valley and to the MVFC All-Newcomer Team in his first year with the Penguins after rushing 133 times for 691 yards (5.2 avg.) with five scores... Played two seasons at Notre

Dame College (2018-19) prior to arriving at Youngstown State, where he started 27-of-28 games played and racked up 4,737 yards on 723 rushing attempts (6.6 avg.) with 48 scores... Led NCAA DII in all-purpose yards (2,526), rushing yards (2,316), total touchdowns (33) and scoring (198) while finishing with the second most rushing scores (30) in 14 starts in 2019... Led the country in all-purpose yards (2,699) and rushing yards (2,421) while ranking ninth in rushing touchdowns (18) and 10th in total scores (19) in 14 games (13 starts) in 2018... Set NCAA DII records for most single-season rushing yards by a freshman and most single-season all-purpose yards gained by a freshman (2,699).

PERSONAL: McLaughlin attended Forest Hills High School in Marshville, N.C. where he recorded 2,129 rushing yards on 269 carries (7.9 avg.) with 29 scores in his final two seasons... Was a member of a state championship basketball team and won two state titles in track and field... Was the 2A State Championship in the 200 meters and 400 meters in 2018... Was also part of the 4x100 and 4x200 state champion relay teams... Jaleel McLaughlin (pronounced muh-GLOFF-lin) was born on Sept. 13, 2000 in Raleigh, N.C.

McLAUGHLIN REGULAR SEASON RECORD

Year	Club	RUSHING						RECEIVING				SCORING							
		G	S	No.	Yds.	Avg.	LG	TD	No.	Yds.	Avg.	LG	TD	TD	TDru	TDre	TDtr	2pt	Pts.
2023	Denver	17	3	76	410	5.4	38	1	31	160	5.2	22t	2	3	1	2	0	0	18
Career Totals		17	3	76	410	5.4	38	1	31	160	5.2	22t	2	3	1	2	0	0	18

ADDITIONAL STATISTICS: Special-teams tackles — 2023 (1), TOTAL (1)

JALEEL McLAUGHLIN'S CAREER GAME-BY-GAME

(Victories asterisked)

2023 DENVER (8-9)		RUSHING						RECEIVING				SCORING						
Date	Opponent	P/S	No.	Yds.	Avg.	LG	TD	No.	Yds.	Avg.	LG	TD	TD	TDru	TDre	TDtr	2pt	Pts.
Sept 10	vs. Las Vegas	P	0	0	—	—	0	1	-7	-7.0	-7	0	0	0	0	0	0	0
Sept 17	vs. Washington	P	1	5	5.0	5t	1	0	0	—	—	0	0	0	0	0	0	6
Sept 24	at Miami	P	5	15	3.0	7	0	0	0	—	—	0	0	0	0	0	0	0
Oct 1	at Chicago*	P	7	72	10.3	31	0	3	32	10.7	18t	1	1	0	0	0	0	6
Oct 8	vs. N.Y. Jets	P	9	68	7.6	38	0	3	21	7.0	22t	1	1	0	0	0	0	6
Oct 12	at Kansas City	S	7	30	4.3	9	0	2	12	6.0	7	0	0	0	0	0	0	0
Oct 22	vs. Green Bay*	P	5	45	9.0	23	0	1	1	1.0	1	0	0	0	0	0	0	0
Oct 29	vs. Kansas City*	P	4	33	8.3	13	0	2	6	3.0	4	0	0	0	0	0	0	0
Nov 13	at Buffalo*	P	6	8	1.3	5	0	2	4	2.0	3	0	0	0	0	0	0	0
Nov 19	vs. Minnesota*	P	1	1	1.0	1	0	5	14	2.8	9	0	0	0	0	0	0	0
Nov 26	vs. Cleveland*	P	2	4	2.0	6	0	0	0	—	—	0	0	0	0	0	0	0
Dec 3	at Houston	P	4	15	3.8	8	0	2	6	3.0	5	0	0	0	0	0	0	0
Dec 10	at L.A. Chargers*	P	5	25	5.0	9	0	1	7	7.0	7	0	0	0	0	0	0	0
Dec 16	at Detroit	S	2	2	1.0	1	0	2	16	8.0	8	0	0	0	0	0	0	0
Dec 24	vs. New England	P	6	37	6.2	12	0	4	30	7.5	11	0	0	0	0	0	0	0
Dec 31	vs. L.A. Chargers*	S	8	44	5.5	11	0	3	18	6.0	10	0	0	0	0	0	0	0
Jan 7	at Las Vegas	P	4	6	1.5	6	0	0	0	—	—	0	0	0	0	0	0	0
Season Totals			17/3	76	410	5.4	38	1	31	160	5.2	22t	2	3	1	2	0	18



JA'QUAN McMILLIAN

29

CORNERBACK

5-10 • 183 • 3RD YR. • EAST CAROLINA

BORN: June 4, 2000, in Winston-Salem, N.C.

HIGH SCHOOL: West Forsyth High School, Winston-Salem, N.C.

ACQUIRED: College Free Agent, 2022

NFL YEAR: 3rd • YEAR WITH BRONCOS: 3rd

NFL GAMES PLAYED/STARTED: 17/4



McMILLIAN AT A GLANCE:

- A third-year cornerback who appeared in 17 games (4 starts) with the Broncos from 2022-23, posting 57 tackles (43 solo), two sacks (15.0 yds.), two interceptions (14 yds.), five pass defended, two forced fumbles and two fumble recoveries.
- Became the first Broncos' undrafted cornerback since CB Chris Harris Jr. in 2012 to have two or more interceptions within his first two seasons.
- Was one-of-three cornerbacks in team history (Ray Crockett, 1994; Darrent Williams, 2006) to recover two fumbles and intercept two passes in a single season in 2023.
- His seven tackles for loss in 2023 were the most by a Broncos' defensive back in team history and tied for the fourth most by any NFL cornerback in a single season.

- Totaled 50 tackles (37 solo), two sacks (15 yds.), two interceptions (14 yds.), five passes defended, two forced fumbles and two fumble recoveries in 2023.
- Started 29-of-33 games played in his three seasons (2019-21) with East Carolina University, totaling 127 tackles (97 solo), 12 interceptions (125 yds., 1 TD), 23 passes defended, two forced fumbles and two fumble recoveries.
- Named second-team All-AAC in 2021 after starting all 12 games played, notching 56 tackles (38 solo), five interceptions (42 yds., 1 TD), 11 passes defended, one forced fumble and two fumble recoveries.
- Started 5-of-9 games played in 2020, posting 33 tackles (27 solo), four interceptions (31 yds.) and three passes defended.
- Started all 12 games played in 2019, totaling 38 tackles (32 solo), three interceptions (52 yds.), nine passes defended and one forced fumble.
- Prepped at West Forsyth High School in Winston-Salem, N.C., collected 22 interceptions and two INT-TDs and named to the *Winston-Salem Journal* All-Northwest Area team on three occasions and was a four-time All-Central Piedmont performer.
- Signed by the Broncos as a college free agent on May 13, 2022.

CAREER TRANSACTIONS: Signed by Denver as a college free agent 5/13/22.



2023: McMillian totaled 50 tackles (37 solo), two sacks (15 yds.), two interceptions (14 yds.), five passes defended, two forced fumbles and two fumble recoveries... Totaled six tackles (3 solo) in the 21-point comeback win at Chi. (10/1)... Tied his career-high seven tackles—including having three tackles for loss—and recorded his first career pass defended at K.C. (10/12)... Recorded his first career interception (5 yds.) off Chiefs QB Patrick Mahomes while also producing six tackles (5 solo), two tackles for loss and one pass defended in the win vs. K.C. (10/29)... Became the first Broncos defensive back since Pro Football Hall of Fame CB Champ Bailey in 2004 to produce two or more tackles for loss in multiple games of a season... Was also the first Broncos defensive back since Bailey in 2004 (at N.O., 11/21) to have at least two tackles for loss and an interception in a game... Recorded his first career forced fumble and fumble recovery after stripping the ball from Bills RB James Cook on the first play of the game at Buf. (11/13)... Became the third Broncos cornerback in team history to record two fumble recoveries and two interceptions in a season after intercepting a pass, recovering one fumble and making two tackles (1 solo) in the win vs. Min. (11/19)... Made five tackles (3 solo) in the win vs. Cle. (11/26)... Recorded his first career sack on Texans QB CJ Stroud for a five-yard loss while also forcing one fumble and made two tackles (1 solo) at Hou. (12/3)... Became the first Broncos cornerback since CB Ray Crockett in 1996 to record sacks in back-to-back games after totaling one sack (10 yds.), five solo tackles and one pass defended at LAC (12/10).

2022: McMillian started one game with the Broncos during his rookie season, posting 7 tackles (6 solo) in Week 18 vs. LAC (1/8)... Spent Weeks 1-17 competing on Denver's practice squad.

COLLEGE: McMillian started 29-of-33 games played in his three seasons (2019-21) at East Carolina University... Totaled 127 tackles (97 solo), 12 interceptions (125 yds., 1TD), 23 passes defended, two forced fumbles and two fumble recoveries during his collegiate career... Started all 12 games played in 2021, notching 56 tackles (38 solo), five interceptions (42 yds., 1 TD), 11 passes defended, one forced fumble and two fumble recoveries... Selected as a semifinalist for the Jim Thorpe Award, which is an honor bestowed upon the nation's top defensive back... Named second-team All-AAC and was selected to five All-America teams following his final season... Opened 5-of-9 games played in 2020, posting 33 tackles (27 solo), four interceptions (31 yds.) and three passes defended... Tallied 38 tackles (32 solo), three interceptions (52 yds.), nine passes defended and one forced fumble while starting all 12 games played in 2019.

PERSONAL: McMillian prepped at West Forsyth High School in Winston-Salem, N.C., where he earned six letters as a three-sport athlete... Named to the *Winston-Salem Journal* All-Northwest Area team on three occasions and was a four-time All-Central Piedmont performer... Named West Forsyth Male Athlete of the Year as a junior... Collected 22 interceptions and two INT-TDs in high school... Also competed in basketball and track... Ja'Quan McMillian was born on June 4, 2000, in Winston-Salem, N.C.

McMILLIAN'S REGULAR SEASON RECORD

Year	Club	G	S	UT	A	TT	S-Yds.	I-Yds.	PD	FF	FR	TD-Int.	TD-FR	S	Pts.
2022	Denver	1	1	6	1	7	0-0	0-0	0	0	0	0	0	0	0
2023	Denver	16	3	37	13	50	2-15	2-14	5	2	2	0	0	0	0
CAREER TOTALS		17	4	43	14	57	2-15	2-14	5	2	2	0	0	0	0

ADDITIONAL STATISTICS: *Special-teams tackles—2023 (1), TOTAL (1).*

DID YOU KNOW?

Randy Gradishar accounted for 33 turnovers (20 INTs, 13 FR) during his 10-year career with the Broncos from 1974-83, and that total tied for the fourth most by an NFL linebacker in that span.

JA'QUAN McMILLIAN'S CAREER GAME-BY-GAME

(Victories asterisked)

2022 DENVER (5-12)		TACKLES								
Date	Opponent	P/S	UT	A	TT	S-Yds.	I-Yds.	PD	FF	FR
Games 1-16						PRACTICE SQUAD				
Jan 8	vs. L.A. Chargers*	S	6	1	7	0-0	0-0	0	0	0
Season Totals		1/1	6	1	7	0-0	0-0	0	0	0
2023 DENVER (8-9)		TACKLES								
Date	Opponent	P/S	UT	A	TT	S-Yds.	I-Yds.	PD	FF	FR
Sept 10	vs. Las Vegas				INACTIVE					
Sept 17	vs. Washington	P	0	0	0	0-0	0-0	0	0	0
Sept 24	at Miami	P	0	0	0	0-0	0-0	0	0	0
Oct 1	at Chicago*	P	3	3	6	0-0	0-0	0	0	0
Oct 8	vs. N.Y. Jets	P	3	1	4	0-0	0-0	0	0	0
Oct 12	at Kansas City	P	7	0	7	0-0	0-0	1	0	0
Oct 22	vs. Green Bay*	P	0	0	0	0-0	0-0	0	0	0
Oct 29	vs. Kansas City*	P	5	1	6	0-0	1-5	1	0	0
Nov 13	at Buffalo*	S	4	1	5	0-0	0-0	0	1	1
Nov 19	vs. Minnesota*	P	1	1	2	0-0	1-9	1	0	1
Nov 26	vs. Cleveland*	S	3	2	5	0-0	0-0	0	0	0
Dec 3	at Houston	P	1	1	2	1-5	0-0	0	1	0
Dec 10	at L.A. Chargers*	P	5	0	5	1-10	0-0	2	0	0
Dec 16	at Detroit	P	2	1	3	0-0	0-0	0	0	0
Dec 24	vs. New England	P	0	0	0	0-0	0-0	0	0	0
Dec 31	vs. L.A. Chargers*	S	2	0	2	0-0	0-0	0	0	0
Jan 7	at Las Vegas	P	1	2	3	0-0	0-0	0	0	0
Season Totals		16/3	37	13	50	2-15	2-14	5	2	2



QUINN MEINERZ

77

GUARD



6-3 • 320 • 4TH YR. • WISCONSIN-WHITWATER

BORN: Nov. 15, 1998, in Hartford, Wisc.

HIGH SCHOOL: Hartford Union High School, Hartford, Wisc.

ACQUIRED: Draft #3a (98th overall), 2021

NFL YEAR: 4th • **YEAR WITH BRONCOS:** 4th

NFL GAMES PLAYED/STARTED: 45/39

MEINERZ AT A GLANCE:

- A fourth-year interior offensive lineman who started 39-of-45 games played at guard for Denver from 2021-23.
- Played in 1,037-of-1,072 offensive snaps (96.7%) and started all 17 games at right guard for the Broncos in 2023.
- Started all 13 games played at RG during the 2022 season, totaling 752 offensive snaps and allowing only three sacks on 479 pass-blocking snaps.
- Appeared in 15 games (9 starts) (8 at RG; 1 at LG) during his rookie campaign in 2021.
- Appeared in 31 games (29 starts) over three seasons (2017-19) at the University of Wisconsin-Whitewater.
- Became the fifth Division-III player to be selected in the top 100 of an NFL draft.
- Started all 15 games in 2019, helping the Warhawks lead the Wisconsin Intercollegiate Athletic Conference in rushing (195.7 ypg) and first downs (310), while averaging 30.1 points and 376.7 yards per game.
- Earned All-Wisconsin Intercollegiate Athletic Conference, Associated Press and American Football Coaches Association first-team honors in 2019.
- Opened all 14 games in 2018, helping an offensive line that led the WIAC in scoring (39.2 ppg), rushing (240.5 ypg) and total offense (435.8 ypg), while ranking in the top 25 in scoring, first downs (260) and passing yards per completion (15.1).
- Played two games during his true freshman season at Wisconsin-Whitewater in 2017, earning WIAC Scholastic Honor Roll honors.

- Prepped at Hartford Union High School in Hartford, Wisc., where he competed in football, track & field and wrestling, while earning honorable mention all-state for offensive and defensive linemen.
- Selected by the Broncos in the third round (98th overall) of the 2021 NFL Draft.

CAREER TRANSACTIONS: Signed by Denver as a draft choice 7/24/21.



2023: Meinerz started all 17 games at right guard for the Broncos, totaling 1,037-of-1,072 offensive snaps (96.7%) for the team.

2022: Meinerz started all 13 games played at RG, totaling 752 offensive snaps and allowing only three sacks on 479 pass-blocking snaps... Did not play or was inactive from Weeks 2-5.

2021: Meinerz, who was selected by the Broncos in the third round (98th overall), appeared in 15 games (9 starts) (8 at RG; 1 at LG) during his rookie campaign... Made his NFL debut in a reserve role vs. NYJ (9/26)... Made first career start and opened the game at left guard vs. Bal. (10/3)... Collected second career start and opened his first career game at right guard vs. Phi. (11/14)... Started the final eight games of the season at right guard.

COLLEGE: Meinerz's 2020 collegiate season was canceled due to the COVID-19 pandemic... Started all 15 games played for the University of Wisconsin-Whitewater in 2019, earning All-Wisconsin Intercollegiate Athletic Conference, Associated Press and American Football Coaches Association first-team honors... Helped the Warhawks lead the WIAC in rushing (195.7 ypg) and first downs (310), while averaging 30.1 points and 376.7 yards per game... Aided the team in advancing to Stagg Bowl XLVII, the Division-III national championship game... Won the team's Glen Wills Offensive Lineman Award along with the Most Valuable Player award... Named to WIAC Scholastic Honor Roll... Opened all 14 games for the Warhawks during his sophomore season in 2018... Named first-team All-Wisconsin Intercollegiate Athletic Conference and was a National Strength and Conditioning Association All-American for his commitment to strength and conditioning... Helped the team lead the conference in scoring (39.2 ppg), rushing (240.5 ypg) and total offense (435.8 ypg), while ranking in the top 25 in scoring, first downs (260) and passing yards per completion (15.1)... Played two games during his true freshman season in 2017... Named to the WIAC Scholastic Honor Roll.

PERSONAL: Meinerz attended Hartford Union High School in Hartford, Wisc., where he was named honorable mention all-state for offensive and defensive linemen during his tenure... Competed in football, track & field and wrestling... Participated in the 2021 Senior Bowl... Quinn Meinerz (pronounced: minors) was born on Nov. 15, 1998, in Hartford, Wisc.

MEINERZ'S REGULAR SEASON RECORD

Year	Club	G	S
2021	Denver	15	9
2022	Denver	13	13
2023	Denver	17	17
CAREER TOTALS		45	39

ADDITIONAL STATISTICS: Miscellaneous tackles — 2023 (1), TOTAL (1). Miscellaneous fumble recoveries — 2023 (1), TOTAL (1).



MARVIN MIMS JR.

19

WIDE RECEIVER

5-11 • 184 • 2ND YR. • OKLAHOMA

BORN: March 19, 2002, in Frisco, Texas

HIGH SCHOOL: Lone Star High School, Frisco, Texas

ACQUIRED: Draft #2 (63rd overall), 2023

NFL YEAR: 2nd • **YEAR WITH BRONCOS:** 2nd

NFL GAMES PLAYED/STARTED: 16/7



MIMS JR. AT A GLANCE:

- A second-year wide receiver who became the second Broncos' rookie in team history to be selected as a Pro Bowler and Associated Press All-Pro in the same season in 2023.

- Appeared in 16 games (7 starts) for the Broncos as a rookie in 2023, catching 22 passes for 377 yards (17.1 avg.) with one touchdown and rushing nine times for 30 yards (3.3 avg.).

- Had also returned 15 kickoffs for 397 yards (26.5 avg.) with one touchdown and 19 punts for 312 yards (16.4 avg.).

19'S TROPHY CASE

All-Pro (Second Team)2023
Pro Bowl (1)2023

- Totaled 709 return yards during his rookie season in 2023, the most by a Broncos' rookie since WR Eddie Royal (740) in 2008.
- Appeared in 37 games (24 starts) at the University of Oklahoma (2020-22), recording 123 receptions for 2,398 yards (19.5 avg.) with 20 touchdowns.
- Rushed five times for 35 yards (7.0 avg.) and also returned 33 punts for 391 yards (11.8 avg.) and three kickoffs for 70 yards (23.3. avg.).
- Was named first-team All-Big 12 by the conference coaches and second-team All-Big 12 by the Associated Press in 2022 after leading the Sooners with 54 catches for 1,083 yards (20.1 avg.) with six scores in 13 games (12 starts).
- Started 11-of-13 games played in 2021, leading the team with 705 yards on 32 catches (22.0 avg.) with five touchdowns to earn All-Big 12 honorable mention accolades.
- Was named second-team All-Big 12 by the league's coaches and media after playing in 11 games (1 start) and leading the team with 610 yards on 37 receptions (16.5 avg.) with nine scores in 2020.
- Became the first Oklahoma wide receiver to earn FWAAs Freshman All-America status and also received Freshman All-America honors from *The Athletic* and ESPN.
- Prepped at Lone Star High School in Frisco, Texas, where he became the Texas high school state record holder in career receiving yards (5,485) and single-season receiving yards (2,629).
- Selected by the Broncos in the second round (63rd overall) of the 2023 NFL Draft.

CAREER TRANSACTIONS: Signed by Denver as a draft pick 5/16/23.



2023: Mims Jr. became the second Broncos' rookie in team history to be selected to the Pro Bowl and Associated Press All-Pro team same season... Caught 22 passes for 377 yards (17.1 avg.) with one touchdown and rushed nine times for 30 yards (3.3 avg.) during his rookie season... Also returned 15 kickoffs for 397 yards (26.5 avg.) with one touchdown and 19 punts for 312 yards (16.4 avg.)... His 709 return yards were the most by a Broncos' rookie since WR Eddie Royal (740) in 2008... Made his NFL debut in the season opener vs. L.V. (9/10), catching two passes for nine yards (4.5 avg.) and returning two kickoffs for 55 yards (27.5 avg.)... His 55 kickoff return yards were the most by a Bronco in a Week 1 game since CB Perrish Cox's 62 in 2010 (at Jac., 9/12)... It was also the most kickoff return yards by a Broncos rookie since WR Tyrie Cleveland's 77 yards in 2020 (at K.C., 12/6)... Caught two passes for 113 yards (56.5 avg.), including his first NFL touchdown of 60 yards from QB Russell Wilson, vs. Was. (9/17)... Also rushed twice for 10 yards (5.0 avg.) and returned one punt for 45 yards (45.0 avg.)... With catches of 60 and 53 yards, became the first Bronco rookie since the AFL-NFL merger to record multiple catches of 50+ yards in the same game... Also became the first Bronco rookie and eighth NFL rookie since 1998 to record three plays of 45 or more yards in a single game with his catches of 53 and 60 yards and punt return of 45 yards... Caught three passes for 73 yards (24.3 avg.) and also returned two kickoffs for 121 yards (60.5 avg.), including returning one for a 99-yard score, at Mia. (9/24)... His 99-yard kickoff return touchdown was the fifth-longest by a Bronco and the first kickoff return score by a Denver player since former Broncos WR Trindon Holliday in 2013 (vs. Phi., 9/29)... Returned a punt 25 yards to help set up a score and also caught two passes for 47 yards to help the Broncos win at Chi. (10/1)... His 48-yard reception from Wilson in the fourth quarter helped set up the game-winning 51-yard field goal by K Wil Lutz... Caught three passes for a team-high 63 yards (21.0 avg.) and also returned three punts for 59 yards (19.7 avg.) and two kickoffs for 28 yards (14.0 avg.) vs. N.E. (12/24).

COLLEGE: Mims Jr. appeared in 37 games (24 starts) at Oklahoma (2020-22), where he caught 213 passes for 2,398 yards (19.5 avg.) with 20 scores... Also rushed five times for 35 yards (7.0 avg.) while returning 33 punts for 391 yards (11.8 avg.) and three kickoffs for 70 yards (23.3. avg.)... Was named first-team All-Big 12 by the league's coaches and second-team All-Big 12 by the Associated Press in 2022 after playing in 13 games (12 starts)... Led the team with 54 receptions for 1,083 yards (20.1 avg.) with six touchdowns... Led the conference in yards per reception while also ranking second in receiving yards and receiving yards per game (83.3)... Also returned 10 punts for 160 yards (160 avg.)... Started 11-of-13 games played during 2021, leading the team with 705 yards on 32 catches (22.0 avg.) with five touchdowns to earn All-Big 12 honorable mention accolades... Led the conference and ranked fourth in the nation in yards per reception... Also returned 10 punts for 69 yards (6.9 avg.) and two kickoffs for 51 yards (25.5 avg.)... Became the first Oklahoma wide receiver to earn FWAAs Freshman All-America status and also received Freshman All-American honors from

MIMS MAKES AN INSTANT IMPACT

BRONCOS ROOKIES TO BE NAMED TO PRO BOWL

Player	Pos.	Year
Marvin Mims Jr.	KR	2023
Phillip Lindsay	RB	2018
Von Miller	OLB	2011
Jim Fraser	LB	1962
Donnie Stone	FB	1961

The Athletic and ESPN in 2020... Was named second-team All-Big 12 by the league's coaches and media after playing in 11 games (1 start) and leading the team with 610 yards on 37 receptions (16.5 avg.) with nine scores... His nine receiving scores were a Big 12 true freshman record... Also ranked eighth nationally with a 12.5 punt return average (162 yards on 13 returns).

PERSONAL: Mims Jr. was the Texas high school state record holder in career receiving yards (5,485) and single-season receiving yards (2,629)... Also recorded 32 touchdowns on 117 catches during his senior season at Lone Star High School in Frisco, Texas... Produced over 5,400 receiving yards and more than 60 touchdowns during his high school career... Was a finance major at the University of Oklahoma... Marvin Mims Jr. was born on March 19, 2002, in Frisco, Texas.

MIMS JR.'S REGULAR SEASON RECORD

Year	Club	G	S	RECEIVING				PUNT RETURNS				SCORING							
				No.	Yds.	Avg.	LG TD	No.	Yds.	Avg.	LG TD	TD	TDr	TDre	TDrT	2pt	Pts.		
2023	Denver	16	7	22	377	17.1	60t	1	19	312	16.4	52	0	2	0	1	1	0	12
CAREER TOTALS		16	7	22	377	17.1	60t	1	19	312	16.4	52	0	2	0	1	1	0	12

ADDITIONAL STATISTICS: Kickoff returns — 2023 (15 for 397 yards, 26.5 avg., 99t LG, 1 TD), TOTAL (15 for 397 yards, 26.5 avg., 99t LG, 1 TD). Rushes — 2023 (9 for 30 yards, 3.3 avg., 11 LG, 0 TD), TOTAL (9 for 30 yards, 3.3 avg., 11 LG, 0 TD). Miscellaneous tackles — 2023 (2), TOTAL (2).

MIMS' SINGLE GAME HIGHS

(Postseason in parentheses)

Receptions — 3, twice, last: vs. New England, 12/24/23 (none). **Receiving yards** — 113, vs. Washington, 9/17/23 (none). **Longest reception** — 60t, vs. Washington, 9/17/23 (none). **Receiving touchdowns** — 1, vs. Washington, 9/17/23 (none).

MARVIN MIMS JR.'S CAREER GAME-BY-GAME

(Victories asterisked)

2023 DENVER (8-9)		RECEIVING						PUNT RETURNS				SCORING			
Date	Opponent	P/S	No.	Yds.	Avg.	LG	TD	No.	Yds.	Avg.	LG	TD	2pt.	Pts.	
Sept 10	vs. Las Vegas	P	2	9	4.5	5	0	0	0	—	—	0	0	0	
Sept 17	vs. Washington	P	2	113	56.5	60t	1	1	45	45.0	45	0	0	6	
Sept 24	at Miami	P	3	73	24.3	38	0	0	0	—	—	0	0	6	
Oct 1	at Chicago*	S	2	47	23.5	48	0	1	25	25.0	25	0	0	0	
Oct 8	vs. N.Y. Jets	S	1	4	4.0	4	0	1	0	0.0	0	0	0	0	
Oct 12	at Kansas City	P	0	0	—	—	0	2	30	15.0	18	0	0	0	
Oct 22	vs. Green Bay*	P	0	0	—	—	0	1	11	11.0	11	0	0	0	
Oct 29	vs. Kansas City*	P	1	0	0.0	0	0	1	31	31.0	31	0	0	0	
Nov 13	at Buffalo*	S	0	0	—	—	0	2	44	22.0	27	0	0	0	
Nov 19	vs. Minnesota*	P	2	12	6.0	8	0	0	0	—	—	0	0	0	
Nov 26	vs. Cleveland*	P	2	24	12.0	16	0	1	2	2.0	2	0	0	0	
Dec 3	at Houston	S	1	5	5.0	5	0	1	7	7.0	7	0	0	0	
Dec 10	at L.A. Chargers*	S	2	11	5.5	8	0	2	25	12.5	13	0	0	0	
Dec 16	at Detroit	P	0	0	—	—	0	0	0	—	—	0	0	0	
Dec 24	vs. New England	S	3	63	21.0	47	0	3	59	19.7	52	0	0	0	
Dec 31	vs. L.A. Chargers*					INACTIVE									
Jan 7	at Las Vegas	S	1	16	16.0	16	0	3	33	11.0	15	0	0	0	
Season Totals			16/7	22	377	17.1	60t	1	19	312	16.4	52	0	0	12



RILEY MOSS

21

CORNERBACK

6-1 • 193 • 2ND YR. • IOWA

BORN: March 3, 2000, in Ankeny, Iowa

HIGH SCHOOL: Centennial High School, Ankeny, Iowa

ACQUIRED: Draft #3 (83rd overall), 2023

NFL YEAR: 2nd • **YEAR WITH BRONCOS:** 2nd

NFL GAMES PLAYED/STARTED: 14/0



MOSS AT A GLANCE:

- A second-year cornerback who played in 14 games for the Broncos in 2023, recording three tackles (1 solo) and three special-teams tackles.
- Appeared in 54 career games (40 starts) over five seasons (2018-22) at the University of Iowa.
- Recorded 158 tackles (123 solo), 11 interceptions (239 yds., 3 TDs), 37 passes defended, two forced fumbles and one fumble recovery during his collegiate career.
- Recorded 47 tackles (31 solo), one interception, 12 passes defended and two forced fumbles in 13 starts in 2022, being named second-team All-Big Ten by the Associated Press.

- Produced 39 tackles (34 solo), four interceptions (85 yds., 2 TDs), nine passes defended and one fumble recovery to earn third-team All-America honors by the Associated Press and first-team All-Big Ten in 2021.
- Was named All-Big Ten honorable mention by the league's coaches and media in 2020 after making 43 tackles (33 solo), two interceptions (111 yds, 1 TD) and six passes defended in eight starts.
- Appeared in 13 games (6 starts) in 2018, totaling 24 tackles (20 solo), two interceptions (36 yds.) and five passes defended.
- Attended Centennial High School in Ankeny, Iowa, where he recorded 29 tackles and one interception as a senior along with 14 kickoff returns for 358 yards (25.6 avg.) with one touchdown and 24 punt returns for 347 yards (14.5 avg.) with one touchdown.
- Selected by the Broncos in the third round (83rd overall) of the 2023 NFL Draft.

CAREER TRANSACTIONS: Signed by Denver as a draft pick 5/12/23.



2023: Moss finished his rookie season with three tackles (1 solo) in 14 games after being drafted in the third round (83rd overall) of the 2023 NFL Draft... Made his NFL debut at Mia. (9/24)... Made his first career tackle in the win vs. Min. (11/19).

COLLEGE: Moss played five seasons (2018-22) at the University of Iowa, finishing his career with 158 tackles (123 solo), 11 interceptions (239 yds.), 37 passes defended, two forced fumbles and one fumble recovery... Earned first-team All-Big Ten accolades by the league's coaches and second-team All-Big Ten by the media and Associated Press in 2022 after producing 47 tackles (31 solo), one interception, 12 passes defended and two forced fumbles in 13 starts... Started all 11 games in 2021, racking up 39 tackles (34 solo), four interceptions (85 yds., 2 TDs), nine passes defended and one fumble recovery to earn third-team All-America and first-team All-Big Ten honors by the Associated Press... Was named Big Ten Conference Defensive Player of the Week after picking off two passes and returning them for scores vs. Indiana (9/4)... Named All-Big Ten honorable mention by the league's coaches and media after starting all eight games at cornerback in 2020... Made 43 tackles (33 solo), two interceptions (111 yds, 1 TD) and six passes defended... Played in nine games (2 starts) in 2019, totaling five solo tackles, two interceptions (7 yds.) and five passes defended... Made appearances in all 13 games (6 starts) in 2018, totaling 24 tackles (20 solo), two interceptions (36 yds.) and five passes defended... Was named Big 10 Conference Freshman of the Week after making five tackles (4 solo) and picking off two passes at Minnesota (10/6).

PERSONAL: Moss attended Centennial High School in Ankeny, Iowa, where he was first-team Class 4A All-State and All-District, named to the *Des Moines Register* Elite All-State team and was a finalist for the State of Iowa Male Athlete of the Year as a senior... Was a two-time letter winner in football as a defensive back, wide receiver and return specialist... Also lettered in track as a sprinter and hurdler... Earned his bachelor's degree in sports and recreation management from the University of Iowa... Riley Moss was born on March 3, 2000, in Ankeny, Iowa.

MOSS' REGULAR SEASON RECORD


Year	Club	G	S	UT	A	TT	S-Yds.	I-Yds.	PD	FF	FR	TD-Int.	TD-FR	S	Pts.
2023	Denver	14	0	1	2	3	0-0	0-0	0	0	0	0	0	0	0
CAREER TOTALS		14	0	1	2	3	0-0	0-0	0	0	0	0	0	0	0

ADDITIONAL STATISTICS: Special-teams tackles — 2023 (3), TOTAL (3).

RILEY MOSS' CAREER GAME-BY-GAME

(Victories asterisked)

2023 DENVER (8-9)		TACKLES									
Date	Opponent	P/S	UT	A	TT	S-Yds.	I-Yds.	PD	FF	FR	
Games 1-2											
Sept 24	at Miami	P	0	0	0	0-0	0-0	0	0	0	
Oct 1	at Chicago*	P	0	0	0	0-0	0-0	0	0	0	
Oct 8	vs. N.Y. Jets	P	0	0	0	0-0	0-0	0	0	0	
Oct 12	at Kansas City	P	0	0	0	0-0	0-0	0	0	0	
Oct 22	vs. Green Bay*	INACTIVE									
Oct 29	vs. Kansas City*	P	0	0	0	0-0	0-0	0	0	0	
Nov 13	at Buffalo*	P	0	0	0	0-0	0-0	0	0	0	
Nov 19	vs. Minnesota*	P	1	0	1	0-0	0-0	0	0	0	
Nov 23	vs. Cleveland*	P	0	0	0	0-0	0-0	0	0	0	
Dec 3	at Houston	P	0	0	0	0-0	0-0	0	0	0	
Dec 10	at L.A. Chargers*	P	0	1	1	0-0	0-0	0	0	0	
Dec 16	at Detroit	P	0	0	0	0-0	0-0	0	0	0	
Dec 24	vs. New England	P	0	0	0	0-0	0-0	0	0	0	
Dec 31	vs. L.A. Chargers*	P	0	0	0	0-0	0-0	0	0	0	
Jan 7	at Las Vegas	P	0	1	1	0-0	0-0	0	0	0	
Season Totals			14/0	1	2	3	0-0	0-0	0	0	0

**SAM MUSTIPHER****61****CENTER****6-2 • 332 • 5TH YR. • NOTRE DAME****BORN:** Aug. 13, 1996, in Owings Mills, Md.**HIGH SCHOOL:** Good Counsel High School, Olney, Md.**ACQUIRED:** Unrestricted Free Agent (Baltimore), 2024**NFL YEAR:** 5th • **YEAR WITH BRONCOS:** 1st**NFL GAMES PLAYED/STARTED:** 52/42 • **POSTSEASON GP/GS:** 1/1**MUSTIPHER AT A GLANCE:**

- A fifth-year center who appeared in 52 regular-season games (42 starts) and started one postseason game with Chicago (2020-22) and Baltimore (2023).
- Appeared in nine games (2 starts) in his first season with Baltimore in 2023, playing in 202 offensive snaps (34.6%) and 17 special-teams snaps (6.5%).
- Played in 17 games (16 starts) in his final season with Chicago in 2022, playing in the second-most offensive snaps on the team (1,021).
- In 2021, started all 17 games and played every offensive snap that season (1,122) in addition to 47 snaps on special teams.
- Made appearances in nine games (2 starts) and combined for 504 offensive snaps and 44 special-teams snaps in 2020.
- Played his college career at the University of Notre Dame, where he started 37-of-47 games played over five seasons (2014-18).
- Entered the NFL as a college free agent with Chicago on May 2, 2019.
- Signed by the Broncos as an unrestricted free agent (Baltimore) on April 4, 2024.

CAREER TRANSACTIONS: Signed by Chicago as a college free agent 5/2/19; Waived by Chicago 8/31/19; Signed by Chicago (practice squad) 9/1/19; Signed by Chicago 12/30/19; Waived by Chicago 9/5/20; Signed by Chicago (practice squad) 9/6/20; Signed by Chicago (active roster) 10/14/20; Re-signed by Chicago 3/9/22; Signed by Baltimore 5/15/23; Waived by Baltimore 8/29/23; Signed by Baltimore (practice squad) 8/30/23; Signed by Baltimore (active roster) 9/19/23; Signed by Denver 4/4/24.



2023: Mustipher appeared in nine games (2 starts) in his first season with Baltimore, playing in 202 offensive snaps (34.6%) and 17 special-teams snaps (6.5%).

2022: Mustipher played in 17 games (16 starts) in his final season with Chicago, playing in the second-most offensive snaps on the team (1,021)... Was on a line that blocked for the No. 1 rushing attack in the NFL that season, averaging 177.3 yards per game and 5.4 yards per carry... Their 32.8 rushing attempts per game also ranked second in the league that season... The Bears also set a franchise record for most rushing yards (3,014) that season.

2021: Mustipher started all 17 games and played every offensive snap that season (1,122) in addition to 47 snaps on special teams.

2020: Mustipher made appearances in nine games (2 starts) and combined for 504 offensive snaps and 44 special-teams snaps... Also started one postseason game in the NFC Wild Card Round at N.O. (1/10)... Started every game after the club's Week 11 bye, helping the Bears to Top-10 rankings in rushing touchdowns (10—T-5th), rushing yards per game (144.2—6th), total first downs (147—6th), points scored (181—6th), sacks allowed (11—T-8th) and yards per rush (4.91—8th).

2019: Mustipher competed on Chicago's practice squad for the entire season after signing with the club as a college free agent.

COLLEGE: Mustipher played his college career at the University of Notre Dame, where he started 37-of-46 games played over five seasons (2014-18)... Started all 13 games at center in 2017 and helped paved the way for an offense that ranked seventh in FBS in rushing yards per game (269.3) and a school-record 3,503 rushing yards that season... Did not allow a sack and surrendered only six quarterback hurries over 889 offensive snaps... Made 12 starts at center in 2016 and was part of an offense that averaged 417.6 yards per game.


PERSONAL: Mustipher attended Good Counsel High School in Olney, Md., where he played on both the offensive and defensive lines... named to the Maryland Private School all-state squad, *Washington Post* first-team All-MET and *USA Today* American Family Insurance All-USA D.C. team in 2013... Also named first-team offensive line on the Washington Catholic Athletic Conference all-league team in 2013... Was a first-team all-star selection for Montgomery Country by the *Montgomery Gazette* in 2012-13... As a junior in 2012, was selected to the Washington Post All-Met second team after helping the Falcons rush for 2,374 yards and capture their fourth-straight WCAC title... Sam Mustipher was born on Aug. 13, 1996, in Owings Mills, Md.

MUSTIPHER'S REGULAR SEASON RECORD

Year	Club	G	S
2020	Chicago	9	7
2021	Chicago	17	17
2022	Chicago	17	16
2023	Baltimore	9	2
CAREER TOTALS		52	42

MUSTIPHER'S POSTSEASON RECORD

Year	Club	G	S
2020	Chicago	1	1
CAREER TOTALS		1	1



ALEX PALCZEWSKI

63

TACKLE



6-6 • 315 • 2ND YR. • ILLINOIS

BORN: Aug. 3, 1999, in Mount Prospect, Ill.

HIGH SCHOOL: Prospect High School, Mount Prospect, Ill.

ACQUIRED: College Free Agent 2023

NFL YEAR: 2nd • **YEAR WITH BRONCOS:** 2nd

NFL GAMES PLAYED/STARTED: 0/0

PALCZEWSKI AT A GLANCE:

- A second-year tackle who was active for one game with Denver (2022-23).
- Attended the University of Illinois and started all 65 games played in six seasons (2017-22), making 49 starts at tackle and 16 starts at guard during his career.
- Earned third-team All-America honors from the Associated Press as well as second-team All-Big Ten after starting all 13 games at right tackle in 2022
- Started all 12 games (seven at tackle, five at guard) in 2021 to earn All-Big Ten honorable mention accolades.
- Started 12 games at right tackle in 2018 to earn All-Big Ten honorable mention accolades.
- Attended Prospect High School in Mt. Prospect, Ill., where he earned Mid-Suburban League East All-Conference honors.
- Signed with the Broncos as a college free agent on May 12, 2023.

CAREER TRANSACTIONS: Signed by Denver as a college free agent 5/12/23.



2023: Palczewski spent games 1-16 on injured reserve before being activated for the season finale at L.V. (1/7).

COLLEGE: Palczewski attended the University of Illinois and started all 65 games played in six seasons (2017-22), making 49 starts at tackle and 16 starts at guard during his career... Earned third-team All-America honors from the Associated Press as well as second-team All-Big Ten after starting all 13 games at right tackle in 2022... Did not allow a sack in the season... Started all 12 games (seven at tackle, five at guard) in 2021 to earn All-Big Ten honorable mention accolades... Made four starts at right tackle in 2020 and missed the last four games due to injury... Named All-Big Ten third team in 2019 after starting 13 games at right tackle... Started 12 games at right tackle in 2018 to earn All-Big Ten honorable mention accolades... Was named *BTN.com* All-Freshman team honorable mention in 2017 after starting the final 11 games of the season at guard

PERSONAL: Palczewski attended Prospect High School in Mt. Prospect, Ill., where he earned Mid-Suburban League East All-Conference honors... Also wrestled, played water polo and was on the track and field team... Alex Palczewski (pronounced: pal-CHESS-key) was born on Aug. 3, 1999.

PALCZEWSKI'S REGULAR SEASON RECORD

Year	Club	G	S
2023	Denver	0	0
CAREER TOTALS		0	0

**TIM PATRICK****WIDE RECEIVER****6-4 • 212 • 7TH YR. • UTAH****BORN:** Nov. 23, 1993, in San Diego**HIGH SCHOOL:** University City High School, San Diego**ACQUIRED:** Practice Squad Signee, 2017**NFL YEAR:** 7th • **YEAR WITH BRONCOS:** 7th**NFL GAMES PLAYED/STARTED:** 55/37**PATRICK AT A GLANCE:**

- A seventh-year wide receiver who has appeared in 55 games (37 starts) with Denver (2018-22) after spending part of his initial NFL season in 2017 competing on Denver's practice squad.
- Totaled 143 receptions for 2,009 yards (14.0 avg.) with 12 touchdowns in his career.
- Recorded the third-most touchdowns (11) among undrafted players over the 2020-21 seasons.
- Missed the entire 2022 season after being placed on injured reserve on Aug. 3, 2022 with a torn ACL.
- Started all 16 games played in 2021, totaling a career-high 53 receptions for 734 yards (13.8 avg.) with five touchdowns in 2021.
- Set career highs in yards and touchdowns in 2020, finishing the season with 51 catches for 742 yards (14.5 avg.) with a team-high six scores in 15 games played (all starts).
- Saw action in eight games (2 starts) in 2019, totaling 16 catches for 218 yards (13.6 avg.).
- Played all 16 games (4 starts) with Denver in 2018, recording 23 catches for 315 yards (13.7 avg.) with one touchdown, while also contributing seven special-teams stops.
- Appeared in 22 games (14 starts) during his three seasons at the University of Utah (2014-16), finishing with 61 catches for 888 yards (14.6 avg.) with five touchdowns.
- Joined the Broncos and signed to the practice squad on Oct. 20, 2017.
- Entered the NFL as a college free agent with Baltimore on May 4, 2017.

CAREER TRANSACTIONS: Signed by Baltimore as a college free agent 5/4/17; Waived by Baltimore 7/30/17; Claimed off waivers by San Francisco 7/31/17; Waived by San Francisco 9/1/17; Signed by Denver (practice squad) 10/20/17; Waived by Denver 11/8/17; Signed by Denver (practice squad) 11/15/17; Signed by Denver (active roster) 1/2/18; Re-signed by Denver 4/2/19; Re-signed by Denver 4/17/20; Re-signed by Denver 11/19/21.



2023: Patrick missed the entire season after being placed on injured reserve (achilles) on Aug. 2.

2022: Patrick missed the entire season after being placed on injured reserve (knee) on Aug. 3.

2021: Patrick started all 16 games played, totaling a career-high 53 receptions for 734 yards (13.8 avg.) and five touchdowns... Nabbed his eighth career touchdown on a two-yard pass and added four receptions for 39 yards (9.8 avg.) at NYG (9/21)... Recorded a touchdown in his second consecutive game and tallied three receptions for 37 yards (12.3 avg.) at Jac. (9/19)... Tied for the team lead in catches (5), led the team in receiving yards (98), and had a 31-yard catch vs. NYJ (9/26)... Registered seven receptions for 89 yards (12.7 avg.) at Pit. (10/10)... Nabbed his third touchdown of the season (10th of career) and totaled three receptions for 42 yards (14.0 avg.) with a 23-yard score vs. L.V. (10/17)... Posted a team-leading 85 receiving yards on four catches (21.3 avg.) and added his fourth touchdown of the campaign on a season-long 44-yard catch at Dal. (11/7)... Tallied his fifth touchdown of the season and had three receptions for 42 yards (14.0 avg.) vs. Cin. (12/19)... Registered six catches for 95 yards (15.8 avg.) in the season finale vs. K.C. (1/8).

2020: Patrick started all 15 games he appeared in and set career highs in yards and touchdowns... Posted three 100-yard receiving games to go with 51 catches for 742 yards (14.5 avg.) and a team-high six scores... Recorded his second career touchdown and totaled four receptions for 43 yards (10.8 avg.) vs. T.B. (9/27)... Nabbed his first career 100-yard receiving game and totaled six receptions for 113 yards (18.8 avg.) and his third career touchdown at NYJ (10/1)... Had four receptions for 101 yards (25.3 avg.) at N.E. (10/18) as part of his second consecutive 100-yard game... Became the third undrafted player (Rod Smith & Steve Watson) in team history to record consecutive 100-yard receiving outputs... Recorded his third touchdown of the season on a nine-yard catch and added four receptions for 29 yards (7.3 avg.) at Atl. (11/8)... Surpassed the 1,000-yard receiving mark in his career, became the first Bronco since Emmanuel Sanders in 2018 to record three 100-yard

receiving efforts in the same season and set career highs in yards (119) and longest reception (61) vs. Mia. (11/22)... Notched his first career multi-score game, recorded four receptions for 44 yards (11.0 avg.) and had touchdown catches of five and 10 yards at K.C. (12/6)... Garnered sixth touchdown of the season on a two-yard catch and totaled three receptions for 36 yards (12.0 avg.) at Car. (12/13).

2019: Patrick saw action in eight games (2 starts), totaling 16 catches for 218 yards (13.6 avg.)... Played at Oak. (9/9) before suffering a hand injury that forced him to be placed on injured reserve for eight weeks... Recorded four receptions for 77 yards (19.3 avg.) in his first game back from injury at Min. (11/17)... Collected 50 yards on two receptions (25.0 avg.) at Hou. (12/8)... Totaled five receptions for 48 yards (9.6 avg.) vs. Det. (12/22).

2018: Patrick played all 16 games (4 starts) with Denver, recording 23 catches for 315 yards (13.7 avg.) with one touchdown, while also contributing seven special-teams stops... Made one special-teams tackle in his NFL debut vs. Sea. (9/9)... Caught his first NFL pass, a 26-yard reception that put Denver in position to kick a game-winning field goal with 0:06 remaining vs. Oak. (9/16)... Earned his first career start at NYJ (10/7), contributing one catch for six yards and one special-teams tackle... Scored on a 24-yard touchdown pass and rushed one time for 13 yards at K.C. (10/28)... Caught a career-best seven balls for 85 yards (12.1 avg.) and rushed one time for 11 yards at S.F. (12/9)... Led all receivers with 65 yards (5 rec., 13.0 avg.) vs. Cle. (12/15).

2017: Patrick, who entered the NFL as a college free agent with Baltimore on May 4, spent part of the season competing on Denver's practice squad... Participated in training camp with Baltimore and San Francisco.

COLLEGE: Patrick appeared in 22 games (14 starts) during his three seasons at Utah (2014-16), finishing with 61 catches for 888 yards (14.6 avg.) with five touchdowns... Missed 17 games with various injuries during his collegiate career... Made 45 catches for 711 yards (15.8 avg.) with five scores as a senior... Played his freshman season at Grossmont Community College in El Cajon, Calif., where he posted 53 receptions for 964 yards (18.2 avg.) with eight touchdowns.

PERSONAL: Patrick attended University City High School in San Diego, earning all-league honors as a senior after recording 27 catches for 578 yards (21.4 avg.) with six touchdowns... Tim Patrick was born on Nov. 23, 1993 in San Diego.

PATRICK'S REGULAR SEASON RECORD

Year	Club	RECEIVING							SCORING					
		G	S	No.	Yds.	Avg.	LG	TD	TD	TDr	TDP	TDrT	2pt	Pts.
2018	Denver	16	4	23	315	13.7	26	1	1	1	0	0	0	6
2019	Denver	8	2	16	218	13.6	38	0	0	0	0	0	0	0
2020	Denver	15	15	51	742	14.5	61	6	6	6	0	0	0	36
2021	Denver	16	16	53	734	13.8	44t	5	5	5	0	0	0	30
2022	Denver	INJURED RESERVE												
2023	Denver	INJURED RESERVE												
CAREER TOTALS		55	37	143	2,009	14.0	61	12	12	12	0	0	0	72

ADDITIONAL STATISTICS: Rushing — 2018 (3 rush for 17 yds., 5.7 avg., 13 LG, 0 TD), TOTAL (3 rush for 17 yds., 5.7 avg., 13 LG, 0 TD). Special-teams tackles — 2018 (7), 2019 (2) TOTAL (9). Miscellaneous tackle — 2018 (1), 2020 (2), TOTAL (3).

PATRICK'S SINGLE-GAME HIGHS

(Postseason in parentheses)

Receptions — 7 at San Francisco, 12/9/18 (none). **Receiving yards** — 119 vs. Miami, 11/22/20 (none). **Longest reception** — 61, vs. Miami, 11/22/20 (none). **Receiving touchdowns** — 2, at Kansas City, 12/6/20 (none).

TIM PATRICK'S CAREER GAME-BY-GAME

(Victories asterisked)

2018 DENVER (6-10)		RECEIVING							SCORING	
Date	Opponent	P/S	No.	Yds.	Avg.	LG	TD	2pt.	Pts.	
Sept 9	vs. Seattle*	P	0	0	—	—	0	0	0	
Sept 16	vs. Oakland*	P	1	26	26.0	26	0	0	0	
Sept 23	at Baltimore	P	0	0	—	—	0	0	0	
Oct 1	vs. Kansas City	P	0	0	—	—	0	0	0	
Oct 7	at N.Y. Jets	S	1	6	6.0	6	0	0	0	
Oct 14	vs. L.A. Rams	P	0	0	—	—	0	0	0	
Oct 18	at Arizona*	P	0	0	—	—	0	0	0	
Oct 28	at Kansas City	P	1	24	24.0	24t	1	0	6	
Nov 4	vs. Houston	S	1	17	17.0	17	0	0	0	
Nov 18	at L.A. Chargers*	P	0	0	—	—	0	0	0	
Nov 25	vs. Pittsburgh*	P	0	0	—	—	0	0	0	
Dec 2	at Cincinnati*	P	0	0	—	—	0	0	0	
Dec 9	at San Francisco	P	7	85	12.1	11	0	0	0	
Dec 15	vs. Cleveland	P	5	65	13.0	24	0	0	0	
Dec 24	at Oakland	S	3	44	14.7	26	0	0	0	
Dec 30	vs. L.A. Chargers	S	4	48	12.0	21	0	0	0	
Season Totals		16/4	23	315	13.7	26	1	0	6	

2019 DENVER (7-9)		RECEIVING						SCORING	
Date	Opponent	P/S	No.	Yds.	Avg.	LG	TD	2pt.	Pts.
Sept 9	at Oakland	P	0	0	—	—	0	0	0
Games 2-9 INJURED RESERVE									
Nov 17	at Minnesota	S	4	77	19.3	38	0	0	0
Nov 24	at Buffalo	P	1	3	3.0	3	0	0	0
Dec 1	vs. L.A. Chargers*	P	0	0	—	—	0	0	0
Dec 8	at Houston*	P	2	50	25.0	37	0	0	0
Dec 15	at Kansas City	P	3	26	8.7	12	0	0	0
Dec 22	vs. Detroit*	S	5	48	9.6	16	0	0	0
Dec 29	vs. Oakland*	P	1	14	14.0	14	0	0	0
Season Totals		8/2	16	218	13.6	38	0	0	0

2020 DENVER (5-11)		RECEIVING						SCORING		
Date	Opponent	P/S	No.	Yds.	Avg.	LG	TD	2pt.	Pts.	
Sept 14	vs. Tennessee	S	4	29	7.3	15	0	0	0	
Sept 20	at Pittsburgh	S	2	24	12.0	17	0	0	0	
Sept 27	vs. Tampa Bay	S	4	43	10.8	27	1	0	6	
Oct 1	at N.Y. Jets*	S	6	113	18.8	40	1	0	6	
Oct 18	at New England*	S	4	101	25.3	41	0	0	0	
Oct 25	vs. Kansas City	S	3	44	14.7	27	0	0	0	
Nov 1	vs. L.A. Chargers*	INACTIVE								
Nov 8	at Atlanta	S	4	29	7.3	9t	1	0	6	
Nov 15	at Las Vegas	S	4	61	15.3	27	0	0	0	
Nov 22	vs. Miami*	S	5	119	23.8	61	0	0	0	
Nov 29	vs. New Orleans	S	0	0	—	—	0	0	0	
Dec 6	at Kansas City	S	4	44	11.0	21	2	-	12	
Dec 13	at Carolina*	S	3	36	12.0	32	1	0	6	
Dec 19	vs. Buffalo	S	3	14	4.7	10	0	0	0	
Dec 27	at L.A. Chargers	S	3	39	13.9	27	0	0	0	
Jan 3	vs. Las Vegas	S	2	46	23.0	29	0	0	0	
Season Totals		15/15	51	742	14.5	61	6	0	36	

2021 DENVER (7-10)		RECEIVING						SCORING		
Date	Opponent	P/S	No.	Yds.	Avg.	LG	TD	2pt.	Pts.	
Sept 12	at N.Y. Giants*	S	4	39	9.8	16	1	0	6	
Sept 19	at Jacksonville*	S	3	37	12.3	14	1	0	6	
Sept 26	vs. N.Y. Jets*	S	5	98	19.6	31	0	0	0	
Oct 3	vs. Baltimore	S	3	39	13.0	19	0	0	0	
Oct 10	at Pittsburgh	S	7	89	12.7	23	0	0	0	
Oct 17	vs. Las Vegas	S	3	42	14.0	23t	1	0	6	
Oct 21	at Cleveland	S	2	16	8.0	9	0	0	0	
Oct 31	vs. Washington*	S	3	64	21.3	31	0	0	0	
Nov 7	at Dallas*	S	4	85	21.3	44t	1	0	6	
Nov 14	vs. Philadelphia	S	3	14	4.7	7	0	0	0	
Nov 28	vs. L.A. Chargers	S	2	26	13.0	19	0	0	0	
Dec 5	at Kansas City	S	1	9	9.0	9	0	0	0	
Dec 12	vs. Detroit*	S	2	21	10.5	13	0	0	0	
Dec 19	vs. Cincinnati	S	3	42	14.0	25t	1	0	6	
Dec 26	at Las Vegas	S	2	18	9.0	13	0	0	0	
Jan 2	at L.A. Chargers	RESERVE/COVID-19								
Jan 8	vs. Kansas City	S	6	95	15.8	31	0	0	0	
Season Totals		16/16	53	734	13.8	44t	5	0	30	



MATT PEART

79

TACKLE

6-7 • 315 • 5TH YR. • CONNECTICUT

BORN: June 11, 1997, in Kingston, Jamaica.

HIGH SCHOOL: Governor's Academy, Byfield, Mass.

ACQUIRED: Unrestricted Free Agent (N.Y. Giants), 2024

NFL YEAR: 5th • **YEAR WITH BRONCOS:** 1st

NFL GAMES PLAYED/STARTED: 43/7 • **POSTSEASON GP/GS:** 2/0



PEART AT A GLANCE:

- A fifth-year tackle who has appeared in 43 regular-season games (7 starts) and two postseason games with the Giants (2020-23).
- Made appearances in eight games (1 start at RT) in 2023, playing in 133 offensive snaps and 30 special-teams snaps.
- Played in nine regular-season games for the Giants in 2022, logging 116 offensive snaps and 35 special-teams snaps.
- Started 5-of-15 games—including three starts at LT and two starts at RT—for the Giants in 2021.

- Appeared in 11 games (1 start at LT) as a rookie after being selected by the Giants in the third round (99th overall) of the 2020 NFL Draft.
- Started in all 48 games he played in while at the University of Connecticut (2015-19) and was named first-team All-American Athletic Conference in 2019.
- Selected by the Giants in the third round (99th overall) of the 2020 NFL Draft.
- Signed by the Broncos as an unrestricted free agent on March 20, 2024.

CAREER TRANSACTIONS: Signed by N.Y. Giants as a draft pick 7/27/20; Signed by Denver 3/20/24.



2023: Peart made appearances in eight games (1 start at RT), playing in 133 offensive snaps and 30 special-teams snaps.

2022: Peart played in nine regular-season games for the Giants, logging 116 offensive snaps and 35 special-teams snaps... Made his first postseason appearance, playing in both games in the NFC Wild Card game at Min. (1/15) and in the NFC Divisional Round at Phi. (1/21).

2021: Peart started 5-of-15 games—including three starts at LT and two starts at RT—for the Giants... Made his first career start at right tackle at Dal. (10/10)... Allowed three sacks all season in 421 offensive snaps.

2020: Peart appeared in 11 games (1 start at LT) as a rookie after being selected by the Giants in the third round (99th overall) of the 2020 NFL Draft... Saw action in 150 offensive snaps and 16 special-teams snaps... Made his NFL debut in Week 3 vs. S.F. (9/27)... Started his first career game in Week 6 vs. Was. (10/18).

COLLEGE: Peart started in all 48 games he played in while at the University of Connecticut (2015-19)... Was named first-team All-American Athletic Conference in 2019 after starting all 12 games and helped block for a 1,000-yard rusher in running back Kevin Mensah... Started all 12 games at guard for the Huskies in 2018 and was part of an offensive line that blocked for a pair of 1,000-yard rushers in quarterback David Pindell and Mensah... Made 12 starts on the offensive line in 2017 and helped Connecticut post eight games with at least 400 yards of total offense.

PERSONAL: Peart attended Governor's Academy in Byfield, Mass., where he played offensive and defensive tackle... Helped the team win four consecutive Independent School League titles... Also played basketball, where he was a team captain... Matt Peart was born on June 11, 1997, in Kingston, Jamaica.

PEART'S REGULAR SEASON RECORD

Year	Club	G	S
2020	N.Y. Giants	11	1
2021	N.Y. Giants	15	5
2022	N.Y. Giants	9	0
2023	N.Y. Giants	8	1
CAREER TOTALS		43	7

ADDITIONAL STATISTICS: Miscellaneous tackles — 2023 (1), TOTAL (1).

PEART'S POSTSEASON RECORD

Year	Club	G	S
2022	N.Y. Giants	2	0
CAREER TOTALS		2	0



SAMAJE PERINE

25

RUNNING BACK

5-11 • 235 • 8TH YR. • OKLAHOMA

BORN: Sept. 16, 1995, in Pflugerville, Texas

HIGH SCHOOL: Hendrickson High School, Pflugerville, Texas

ACQUIRED: Unrestricted Free Agent (Cincinnati), 2023

NFL YEAR: 8th • **YEAR WITH BRONCOS:** 2nd

NFL GAMES PLAYED/STARTED: 93/12 • **POSTSEASON GP/GS:** 7/0



PERINE AT A GLANCE:

- An eighth-year running back from the University of Oklahoma who has appeared in 93 games (12 starts) and seven postseason contests with Washington (2017-18), Cincinnati (2019, '20-22), Miami (2019) and Denver (2023).
- Recorded 454 rushes for 1,830 yards (4.0 avg.) with eight touchdowns to go along with 151 receptions for 1,191 yards (7.9 avg.) with six scores.
- Finished with a career year in receiving in 2023, totaling career highs in catches (50) and receiving yards (455) while also rushing 53 times for 238 yards (4.5 avg.) with one touchdown.

- Totaled 17 carries for 60 yards (3.5 avg.) with one touchdown and caught 12 passes for 82 yards (6.8 avg.) with one score in seven career postseason games.
- Played in 16 games (2 starts) in 2022 with Cincinnati, rushing 95 times for 394 yards (4.1 avg.) with two touchdowns while adding 38 receptions, 287 receiving yards and a career-high four scores.
- Appeared in 16 games during the 2021 season, totaling 246 yards with one touchdown on 55 rushing attempts (4.5 avg.) along with 196 yards with one score on 27 receptions (7.3 avg.).
- Recorded 63 carries for 301 yards (4.8 avg.) with three scores along with 66 yards on 11 catches (6.0 avg.) in 16 games in 2020.
- Totaled a career-high 603 yards with one score on 175 rushing attempts (3.4 avg.) and also finished with 182 receiving yards and one touchdown on 22 catches (8.3 avg.) as a rookie in 2017.
- Started 30-of-36 games he played in at the University of Oklahoma (2014-16), finishing his career as Oklahoma's all-time leading rusher (4,122) and held the NCAA single-game rushing record (427 yds. vs. Kansas in 2014) at the time of his departure.
- Received All-Big 12 second team honors after totaling 1,060 yards on 196 carries (5.4 avg.) with 12 rushing touchdowns along with 10 receptions for 106 yards (10.6 avg.) and one score in 10 games (9 starts) in 2016.
- Named first-team All-Big 12 after starting all 13 games in 2015, tallying 1,349 yards on 226 rushing attempts (6.0 avg.) with 16 rushing scores while catching 15 passes for 107 yards (7.1 avg.) with one score.
- Earned third-team All-America and Big 12 Offensive Newcomer of the Year honors by the Associated Press and was also named Big 12 Offensive Freshman of the Year and first-team All-Big 12 in 2014.
- Selected by Washington in the fourth round (114th overall) of the 2017 NFL Draft.
- Signed by Denver as an unrestricted free agent on March 15, 2023.

CAREER TRANSACTIONS: Signed by Washington as a draft pick 5/11/17; Waived by Washington 8/31/19; Acquired by Cincinnati via waivers 9/1/19; Waived by Cincinnati 10/17/19; Signed by Cincinnati (practice squad) 10/18/19; Signed by Miami (active roster) 12/24/19; Waived by Miami 4/26/20; Acquired by Cincinnati via waivers 4/28/20; Re-signed by Cincinnati 3/24/21; Signed by Denver 3/16/23.



2023: Perine posted one of his best receiving years during his first season with Denver, totaling career highs in catches (50) and receiving yards (455) while also rushing 53 times for 238 yards (4.5 avg.) with one touchdown... Made his Broncos debut in the season opener vs. L.V. (9/10), rushing eight times for 41 yards (5.1 avg.) and catching four passes for a team-high 37 yards (9.3 avg.)... Rushed six times for 12 yards (2.0 avg.) and also caught two passes for 23 yards (11.5 avg.) in the comeback win at Chi. (10/1)... Set a career-high 73 receiving yards on four catches (18.3 avg.) along with rushing six times for 22 yards (3.7 avg.) vs. NYJ (10/8)... Set a career high with seven receptions for 60 yards (8.6 avg.) and also rushed once for seven yards in the win vs. Min. (11/19)... Scored his first touchdown of the season after totaling 55 yards on seven rushing attempts (7.9 avg.) with one score and also caught one pass for 11 yards in the win vs. Cle. (11/26)... Had a team-high five catches for 36 yards (7.2 avg.) in the win at LAC (12/10).

2022: Perine rushed 95 times for 394 yards (4.1 avg.) with two rushing touchdowns while also recording 38 receptions, 287 receiving yards and a career-high four receiving scores... Also totaled 58 rushing yards and one touchdown on 14 rushes along (4.1 avg.) with 35 receiving yards on eight catches (4.4 avg.) in three postseason games... Totaled nine rushes for 47 yards (5.2 avg.) and 14 yards on two catches with a score at NYJ (9/25)... Recorded 51 yards on six carries (8.5 avg.) vs. Car. (11/6)... Caught a career-high three receiving touchdowns while totaling 52 yards on four catches (13.0 avg.) and also rushed 11 times for 30 yards at Pit. (11/20)... Started his first game of the season and totaled 58 rushing yards on 17 rushes (3.4 avg.) with a score along with catching four passes for 35 yards (8.8 avg.) at Ten. (11/27)... Notched his third career 100-yard rushing game after totaling 106 yards on 21 attempts (5.1 avg.) and also caught six passes for 49 yards (8.2 avg.) vs. K.C. (12/4)... Ran the ball four times for 22 yards (5.5 avg.) with one touchdown vs. Cle. (12/11)... Rushed seven times for 33 yards (4.7 avg.) and caught five passes for 31 yards (6.2 avg.) in the Bengals' AFC Divisional Game win at Buf. (1/22)... Scored one rushing touchdown on five attempts for 22 yards (4.4 avg.) in the AFC Championship Game at K.C. (1/29).

2021: Perine appeared in 16 games, totaling 246 yards with one touchdown on 55 rushing attempts (4.5 avg.) along with 196 yards with one score on 27 receptions (7.3 avg.)... Also contributed 47 yards on four receptions with one touchdown during the Bengals' run to Super Bowl LVI... Rushed 11 times for 59 yards (5.4 avg.) and made four catches for 24 yards (6.0 avg.) with one score vs. G.B. (10/10)... Recorded 52 yards on 11 carries (5.4 avg.) with one touchdown at Bal. (10/24)... Carried the ball five times for 36 yards (7.2 avg.) vs. LAC (12/5)... Caught three passes for 43 yards with one touchdown in the Bengals' AFC Championship Game victory at K.C. (1/30).

2020: Perine played in all 16 games (1 start) with Cincinnati, recording 63 carries for 301 yards (4.8 avg.) with three scores along with 66 yards on 11 catches (6.0 avg.)... Scored his first touchdown of the season after carrying the ball 10 times for 32 yards (3.2 avg.) with one score vs. Ten. (11/1)... Rushed seven times for 48 yards (6.9 avg.) at Pit. (11/15)... Set a season-high 95 yards on 13 carries (7.3 avg.) and posted his first career multi-rushing touchdown game with two scores at Hou. (12/27)... Finished with 51 yards on nine carries vs. Bal. (1/3).

2019: Perine made appearances with Cincinnati and Miami, totaling seven games and posting five rushes for 16 yards (3.2 avg.)... Appeared in the first six games of the season with Cincinnati before competing on the team's practice squad from Games 7-15... Signed off Cincinnati's practice squad by Miami on Dec. 24 and totaled 5 carries for 16 yards in the Dolphin's game at N.E. (12/29).

2018: Perine played in five games, finishing with eight carries for 32 yards (4.0 avg.)... Totaled two rushes for 20 yards (10.0 avg.) vs. Atl. (11/4)... Also made appearances vs. Car. (10/14), vs. Dal. (10/21), at T.B. (11/11) and vs. Phi. (12/30)... Was inactive while on the active roster for Games 1-4, 7 and 10-15.

2017: Perine appeared in all 16 games (8 starts) after being drafted in the fourth round (114th overall) by Washington, totaling a career-high 603 yards with one score on 175 rushing attempts (3.4 avg.)... Also finished with 182 receiving yards and one touchdown on 22 catches (8.3 avg.)... Made his NFL debut vs. Phi. (9/10)... Rushed 21 times for 67 yards (3.2 avg.) at LAR (9/17)... Started his first career NFL game and totaled 49 rushing yards on 19 carries (2.6 avg.) vs. Oak. (9/24)... Rushed nine times for 23 yards (2.6 avg.) and also recorded his first NFL touchdown after receiving three passes for 24 yards (8.0 avg.) with one score vs. S.F. (10/15)... Set a career high in rushing yards after notching his first 100-yard rushing performance at N.O. (11/19), totaling 117 yards on 23 carries (5.1 avg.)... His score against the Saints also marked his first career rushing touchdown... Tallied back-to-back 100-yard performances after rushing 24 times for 100 yards (4.2 avg.) and catching three passes for 30 yards (10.0 avg.) vs. NYG (11/23)... Had 12 carries for 38 yards (3.2 avg.) and 31 yards on three receptions (10.3 avg.) at Dal. (11/30)... Posted 45 yards on 17 rushing attempts (2.7 avg.) at LAC (12/10)... Finished with 17 rushes for 53 yards (3.1 avg.) along with three receptions for 21 yards (7.0 avg.) vs. Den. (12/24).

COLLEGE: Perine started 30-of-36 games he played in at the University of Oklahoma (2014-16) during his three seasons there... Finished his career as Oklahoma's all-time leading rusher (4,122) and held the NCAA single-game rushing record (427 yds. vs. Kansas in 2014) at the time of his departure... Also ranked fourth in program history with 49 rushing scores, fifth with 685 carries and sixth with 4,443 all-purpose yards... Tied for the second-most games with at least 200-yards rushing (6) and ranked seventh in 100-yard rushing games (15) in program history... Named a team captain in 2016 and received All-Big 12 second team honors by the league's coaches and Associated Press... Finished his final season with the Sooners with 1,060 yards on 196 carries (5.4 avg.) with 12 rushing touchdowns along with 10 receptions for 106 yards (10.6 avg.) and one score in 10 games (9 starts)... Named Big 12 Offensive Player of the Week for the fourth time in his career after tallying 239 rushing yards with one score on 37 carries against Oklahoma State (12/3)... Was named first-team All-Big 12 after starting all 13 games in 2015, tallying 1,349 yards on 226 rushing attempts (6.0 avg.) with 16 rushing scores while catching 15 passes for 107 yards (7.1 avg.) with one score... Was named a third-team All-American and Big 12 Offensive Newcomer of the Year by the Associated Press, Big 12 Offensive Freshman of the Year by the league's coaches and first-team All-Big 12 in 2014... Set career highs with 1,713 yards, 263 rushing attempts, 21 rushing touchdowns and 108 receiving yards while catching 15 passes in 13 games (8 starts)... Earned conference player of the week honors when he set an FBS record 427 rushing yards and scoring five times against Kansas (11/22)... Was named conference offensive player of the week for the second time after scoring three times and rushing for 213 yards on 25 rushing attempts at Texas Tech (11/15)... Named Big 12 Offensive Player of the Week for the first time in his career after tallying 242 yards with four scores on 34 carries at West Virginia (9/20).

PERSONAL: Perine attended Hendrickson High School in Pflugerville, Texas, where he was a three-year starter... Rushed for 1,492 yards with 12 touchdowns as a senior... Collected 1,993 rushing yards with 16 touchdowns as a junior... Samaje Perine (pronounced: suh-MAH-jay PEE-rhine) was born on Sept. 16, 1995, in Pflugerville, Texas.

PERINE'S REGULAR SEASON RECORD

Year	Club	G		RUSHING							RECEIVING				SCORING					
		S	No.	Yds.	Avg.	LG	TD	No.	Yds.	Avg.	LG	TD	TD	TDru	TDre	TDrt	2pt	Pts.		
2017	Washington	16	8	175	603	3.4	30	1	22	182	8.3	25	1	2	1	1	0	0	0	12
2018	Washington	5	0	8	32	4.0	11	0	3	5	1.7	8	0	0	0	0	0	0	0	0
2019	Cin./Mia.	7	0	5	16	3.2	9	0	0	0	0	0	0	0	0	0	0	0	0	0
2020	Cincinnati	16	1	63	301	4.8	46t	3	11	66	6.0	15	0	3	3	0	0	0	0	18
2021	Cincinnati	16	0	55	246	4.5	46t	1	27	196	7.3	23	1	2	1	1	0	0	0	12
2022	Cincinnati	16	2	95	394	4.1	29	2	38	287	7.6	32	4	6	2	4	0	0	0	36
2023	Denver	17	1	53	238	4.5	24	1	50	455	9.1	29	0	1	1	0	0	0	0	6
Career Totals		93	12	454	1,830	4.0	46t	8	151	1,191	7.9	32	6	14	8	6	0	0	0	78

ADDITIONAL STATISTICS: Special-teams tackles — 2022 (4), TOTAL (4). Special-teams forced fumbles — 2022 (1), TOTAL (1). Miscellaneous tackles — 2023 (1), TOTAL (1).

PERINE'S POSTSEASON RECORD

Year	Club	G		RUSHING							RECEIVING				SCORING					
		S	No.	Yds.	Avg.	LG	TD	No.	Yds.	Avg.	LG	TD	TD	TDru	TDre	TDrt	2pt	Pts.		
2021	Cincinnati	4	0	3	2	0.7	2	0	4	47	11.8	41t	1	1	0	1	0	0	0	6
2022	Cincinnati	3	0	14	58	4.1	11	1	8	35	4.4	11	0	1	1	0	0	0	0	6
Career Totals		7	0	17	60	3.5	11	1	12	82	6.8	41t	1	2	1	1	0	0	0	12

PERINE'S SINGLE GAME HIGHS

(Postseason in parentheses)

Rushes — 24, vs. N.Y. Giants, 11/23/17 (7, at Buffalo, 1/22/23). **Rushing yards** — 117, at New Orleans, 11/19/17 (33, at Buffalo, 1/22/23). **Longest rush** — 46t, twice, last: at Baltimore, 10/24/21 (11, at Buffalo, 1/22/23). **Rushing touchdowns** — 2, at Houston, 12/27/20 (1, at Kansas City, 1/29/23). **Receptions** — 7, vs. Minnesota, 11/19/23 (5, at Buffalo, 1/22/23). **Receiving yards** — 73, vs. New York Jets, 10/8/23 (43, at Kansas City, 1/30/22). **Longest reception** — 32, at Tennessee, 11/27/22 (41t, at Kansas City, 1/30/22). **Receiving touchdowns** — 3, at Pittsburgh, 11/20/22 (1, at Kansas City, 1/30/22). **Total touchdowns** — 3, at Pittsburgh, 11/20/22 (1, twice, last: at Kansas City, 1/29/23).

SAMAJE PERINE'S CAREER GAME-BY-GAME

(Victories asterisked)

2017 WASHINGTON (7-9)			RUSHING				RECEIVING				SCORING			
Date	Opponent	P/S	No.	Yds.	Avg.	LG	TD	No.	Yds.	Avg.	LG	TD	2pt.	Pts.
Sept 10	vs. Philadelphia	P	0	0	—	—	0	0	0	—	—	0	0	0
Sept 17	at L.A. Rams*	P	21	67	3.2	12	0	1	0	0.0	0	0	0	0
Sept 24	vs. Oakland*	S	19	49	2.6	9	0	1	6	6.0	6	0	0	0
Oct 2	at Kansas City	P	6	27	4.5	6	0	0	0	—	—	0	0	0
Oct 15	vs. San Francisco*	P	9	23	2.6	8	0	3	24	8.0	16	1	0	6
Oct 23	at Philadelphia	P	0	0	—	—	0	0	0	—	—	0	0	0
Oct 29	vs. Dallas	P	0	0	—	—	0	0	0	—	—	0	0	0
Nov 5	at Seattle*	P	2	9	4.5	8	0	0	0	—	—	0	0	0
Nov 12	vs. Minnesota	P	9	35	3.9	9	0	1	25	25.0	25	0	0	0
Nov 19	at New Orleans	S	23	117	5.1	30	1	1	9	9.0	9	0	0	6
Nov 23	vs. N.Y. Giants*	S	24	100	4.2	16	0	3	30	10.0	11	0	0	0
Nov 30	at Dallas	S	12	38	3.2	15	0	3	31	10.3	17	0	0	0
Dec 10	at L.A. Chargers	S	17	45	2.6	10	0	4	7	1.8	6	0	0	0
Dec 17	vs. Arizona*	S	14	37	2.6	6	0	2	29	14.5	23	0	0	0
Dec 24	vs. Denver*	S	17	53	3.1	11	0	3	21	7.0	9	0	0	0
Dec 31	at N.Y. Giants	S	2	3	1.5	4	0	0	0	—	—	0	0	0
Season Totals			16/8	175	603	3.4	30	1	22	182	8.3	25	1	0 12
2018 WASHINGTON (7-9)			RUSHING				RECEIVING				SCORING			
Date	Opponent	P/S	No.	Yds.	Avg.	LG	TD	No.	Yds.	Avg.	LG	TD	2pt.	Pts.
Games 1-4														
Oct 14	vs. Carolina*	P	1	3	3.0	3	0	1	-3	-3.0	-3	0	0	0
Oct 21	vs. Dallas*	P	2	2	1.0	7	0	0	0	—	—	0	0	0
Oct 28	at N.Y. Giants*													
Nov 4	at Atlanta	P	2	20	10.0	11	0	2	8	4.0	8	0	0	0
Nov 11	at Tampa Bay*	P	0	0	—	—	0	0	0	—	—	0	0	0
Games 10-15														
Dec 30	vs. Philadelphia	P	3	7	2.3	6	0	0	0	—	—	0	0	0
Season Totals			5/0	8	32	4.0	11	0	3	5	1.7	8	0	0 0
2019 CIN (2-14) / MIA. (5-11)			RUSHING				RECEIVING				SCORING			
Date	Opponent	P/S	No.	Yds.	Avg.	LG	TD	No.	Yds.	Avg.	LG	TD	2pt.	Pts.
Sept 8	at Seattle	P	0	0	—	—	0	0	0	—	—	0	0	0
Sept 15	vs. San Francisco	P	0	0	—	—	0	0	0	—	—	0	0	0
Sept 22	at Buffalo	P	0	0	—	—	0	0	0	—	—	0	0	0
Sept 30	at Pittsburgh	P	0	0	—	—	0	0	0	—	—	0	0	0
Oct 6	vs. Arizona	P	0	0	—	—	0	0	0	—	—	0	0	0
Oct 13	at Baltimore	P	0	0	—	—	0	0	0	—	—	0	0	0
Games 7-15														
Dec 29	at New England*	P	5	16	3.2	9	0	0	0	—	—	0	0	0
Season Totals			7/0	5	16	3.2	9	0	0	0	—	—	0	0 0
2020 CINCINNATI (4-11-1)			RUSHING				RECEIVING				SCORING			
Date	Opponent	P/S	No.	Yds.	Avg.	LG	TD	No.	Yds.	Avg.	LG	TD	2pt.	Pts.
Sept 13	vs. L.A. Chargers	P	0	0	—	—	0	0	0	—	—	0	0	0
Sept 17	at Cleveland	P	0	0	—	—	0	0	0	—	—	0	0	0
Sept 27	at Philadelphia	P	0	0	—	—	0	0	0	—	—	0	0	0
Oct 4	vs. Jacksonville*	P	0	0	—	—	0	0	0	—	—	0	0	0
Oct 11	at Baltimore	P	0	0	—	—	0	0	0	—	—	0	0	0
Oct 18	at Indianapolis	P	1	0	0.0	0	0	0	0	—	—	0	0	0
Oct 25	vs. Cleveland	P	1	3	3.0	3	0	1	3	3.0	3	0	0	0
Nov 1	vs. Tennessee*	P	10	32	3.2	16	1	1	2	2.0	2	0	0	6
Nov 15	at Pittsburgh	P	7	48	6.9	15	0	1	7	7.0	7	0	0	0
Nov 22	at Washington	P	5	19	3.8	8	0	1	2	2.0	2	0	0	0
Nov 29	vs. N.Y. Giants	P	0	0	—	—	0	1	2	2.0	2	0	0	0
Dec 6	at Miami	P	3	7	2.3	5	0	0	0	—	—	0	0	0
Dec 13	vs. Dallas	P	10	32	3.2	11	0	2	9	4.5	5	0	0	0
Dec 21	vs. Pittsburgh*	P	4	14	3.5	8	0	0	0	—	—	0	0	0
Dec 27	at Houston*	P	13	95	7.3	46t	2	4	41	10.3	15	0	0	12
Jan 3	vs. Baltimore	S	9	51	5.7	15	0	0	0	—	—	0	0	0
Season Totals			16/1	63	301	4.8	46t	3	11	66	6.0	15	0	0 18

2021 CINCINNATI (10-7)			RUSHING				RECEIVING				SCORING				
Date	Opponent	P/S	No.	Yds.	Avg.	LG	TD	No.	Yds.	Avg.	LG	TD	2pt.	Pts.	
Sept 12	vs. Minnesota*	P	5	22	4.4	13	0	1	7	7.0	7	0	0	0	
Sept 19	at Chicago	P	0	0	—	—	0	0	0	—	—	0	0	0	
Sept 26	at Pittsburgh*	P	1	-1	-1.0	-1	0	1	8	8.0	8	0	0	0	
Sept 30	vs. Jacksonville*	P	3	7	2.3	4	0	1	15	15.0	15	0	0	0	
Oct 10	vs. Green Bay	P	11	59	5.4	11	0	4	24	6.0	10	1	0	6	
Oct 17	at Detroit*														
Oct 24	at Baltimore*	P	11	52	4.7	46†	1	1	23	23.0	23	0	0	6	
Oct 31	at N.Y. Jets	P	0	0	—	—	0	2	16	8.0	13	0	0	0	
Nov 7	vs. Cleveland	P	5	20	4.0	9	0	2	17	8.5	9	0	0	0	
Nov 21	at Las Vegas*	P	2	3	1.5	2	0	3	18	6.0	9	0	0	0	
Nov 28	vs. Pittsburgh*	P	3	3	1.0	4	0	1	12	12.0	12	0	0	0	
Dec 5	vs. L.A. Chargers	P	5	36	7.2	17	0	2	5	2.5	5	0	0	0	
Dec 12	vs. San Francisco	P	4	11	2.8	6	0	4	22	5.5	11	0	0	0	
Dec 19	at Denver*	P	4	30	7.5	22	0	2	13	6.5	9	0	0	0	
Dec 26	vs. Baltimore*	P	0	0	—	—	0	2	6	3.0	3	0	0	0	
Jan 2	vs. Kansas City*	P	1	4	4.0	4	0	1	10	10.0	10	0	0	0	
Jan 9	at Cleveland	P	0	0	—	—	0	0	0	—	—	0	0	0	
Season Totals			16/0	55	246	4.5	46†	1	27	196	7.3	23	1	0	12
Jan 15	vs. Las Vegas*\$	P	1	2	2.0	2	0	0	0	—	—	0	0	0	
Jan 22	at Tennessee*†	P	0	0	—	—	0	1	4	4.0	4	0	0	0	
Jan 30	at Kansas City*#	P	0	0	—	—	0	3	43	14.3	41†	1	0	6	
Feb 13	vs. L.A. Rams*	P	2	0	0.0	0	0	0	0	—	—	0	0	0	
Postseason Totals			4/0	3	2	0.7	2	0	4	47	11.8	41†	1	0	6

\$AFC Wild Card Game; †AFC Divisional Playoff Game; #AFC Championship Game; \$Super Bowl

2022 CINCINNATI (12-4)			RUSHING				RECEIVING				SCORING				
Date	Opponent	P/S	No.	Yds.	Avg.	LG	TD	No.	Yds.	Avg.	LG	TD	2pt.	Pts.	
Sept 11	vs. Pittsburgh	P	1	4	4.0	4	0	3	33	11.0	14	0	0	0	
Sept 18	at Dallas	P	1	2	2.0	2	0	1	8	8.0	8	0	0	0	
Sept 25	at N.Y. Jets*	P	9	47	5.2	7	0	2	14	7.0	12†	1	0	6	
Sept 29	vs. Miami*	P	1	0	0.0	0	0	0	0	—	—	0	0	0	
Oct 9	at Baltimore	P	3	17	5.7	9	0	4	39	9.8	15	0	0	0	
Oct 16	at New Orleans*	P	2	5	2.5	5	0	2	11	5.5	9	0	0	0	
Oct 23	vs. Atlanta*	P	1	0	0.0	0	0	2	8	4.0	6	0	0	0	
Oct 31	at Cleveland	P	1	7	7.0	7	0	3	10	3.3	6	0	0	0	
Nov 6	vs. Carolina*	P	6	51	8.5	29	0	1	3	3.0	3	0	0	0	
Nov 20	at Pittsburgh*	P	11	30	2.7	8	0	4	52	13.0	29†	3	0	18	
Nov 27	at Tennessee*	S	17	58	3.4	9	1	4	35	8.8	32	0	0	6	
Dec 4	vs. Kansas City*	S	21	106	5.0	10	0	6	49	8.2	16	0	0	0	
Dec 11	vs. Cleveland*	P	4	22	5.5	14	1	2	2.0	2	0	0	0	6	
Dec 18	at Tampa Bay*	P	7	24	3.4	9	0	1	0	0.0	0	0	0	0	
Dec 24	at New England*	P	4	3	0.8	3	0	3	19	6.3	10	0	0	0	
Jan 2	vs. Buffalo														
Jan 8	vs. Baltimore*	P	6	18	3.0	6	0	1	4	4.0	4	0	0	0	
Season Totals			16/2	95	394	4.1	29	2	38	287	7.6	32	4	0	36
Jan 15	vs. Baltimore*\$	P	2	3	1.5	2	0	0	0	—	—	0	0	0	
Jan 22	at Buffalo*†	P	7	33	4.7	11	0	5	31	6.2	11	0	0	0	
Jan 29	at Kansas City*#	P	5	22	4.4	7	1	3	4	1.3	4	0	0	6	
Postseason Totals			3/0	14	58	4.1	11	1	8	35	4.4	11	0	0	6

\$AFC Wild Card Game; †AFC Divisional Playoff Game; #AFC Championship Game

2023 DENVER (8-9)			RUSHING				RECEIVING				SCORING				
Date	Opponent	P/S	No.	Yds.	Avg.	LG	TD	No.	Yds.	Avg.	LG	TD	2pt.	Pts.	
Sept 10	vs. Las Vegas	P	8	41	5.1	12	0	4	37	9.3	20	0	0	0	
Sept 17	vs. Washington	P	1	4	4.0	4	0	3	20	6.7	9	0	0	0	
Sept 24	at Miami	P	3	9	3.0	3	0	2	15	7.5	8	0	0	0	
Oct 1	at Chicago*	P	2	12	2.0	5	0	2	23	11.5	12	0	0	0	
Oct 8	vs. N.Y. Jets	S	6	22	3.7	8	0	4	73	18.3	29	0	0	0	
Oct 12	at Kansas City	P	0	0	—	—	0	2	16	8.0	15	0	0	0	
Oct 22	vs. Green Bay*	P	2	10	5.0	5	0	3	31	10.3	19	0	0	0	
Oct 29	vs. Kansas City*	P	1	5	5.0	5	0	2	16	8.0	10	0	0	0	
Nov 13	at Buffalo*	P	1	8	8.0	8	0	3	35	11.7	18	0	0	0	
Nov 19	vs. Minnesota*	P	1	7	7.0	7	0	7	60	8.6	17	0	0	0	
Nov 26	vs. Cleveland*	P	7	55	7.9	24	1	1	11	11.0	11	0	0	0	
Dec 3	at Houston	P	1	1	1.0	1	0	2	5	2.5	5	0	0	0	
Dec 10	at L.A. Chargers*	P	2	8	4.0	5	0	5	36	7.2	9	0	0	0	
Dec 16	at Detroit	P	6	37	6.2	12	0	1	11	11.0	11	0	0	0	
Dec 24	vs. New England	P	1	2	2.0	2	0	4	27	6.8	13	0	0	0	
Dec 31	vs. L.A. Chargers*	P	4	10	2.5	5	0	2	16	8.0	11	0	0	0	
Jan 7	at Las Vegas	P	3	7	2.3	5	0	3	23	7.7	11	0	0	0	
Season Totals			17/1	53	238	4.5	24	1	50	455	9.1	29	0	0	6



RONNIE PERKINS

51

OUTSIDE LINEBACKER

6-3 • 253 • 4TH YR. • OKLAHOMA

BORN: Sept. 29, 1999, in St. Louis, Mo.

HIGH SCHOOL: Lutheran North High School, St. Louis, Mo.

ACQUIRED: Signed off of New England's practice squad, 2023

NFL YEAR: 4th • **YEAR WITH BRONCOS:** 2nd

NFL GAMES PLAYED/STARTED: 7/0



PERKINS AT A GLANCE:

- A fourth-year outside linebacker who has made seven appearances for the Broncos (2023), totaling 13 tackles (9 solo).
- Spent time on the active roster and practice squad with New England (2021-23).
- Started 25-of-33 games played at the University of Oklahoma (2018-20), where he totaled 99 tackles (61 solo), 16.5 sacks (85 yds.), one pass defended, one forced fumble and 32 tackles for loss.
- Was named a second-team All-Big 12 selection by the league's coaches in 2020 after playing in the last six contests of the season, logging 24 tackles (16 solo), 10.5 tackles for loss (49 yds.), 5.5 sacks (32 yds.).
- Made second-team All-Big 12 by the league's coaches and media in 2019 after starting 13 games and producing 38 tackles (28 solo), 6.0 sacks (28 yds.), 13.5 tackles for loss (40 yds.) and one forced fumble.
- In 2018, earned second-team All-Big 12 after starting all 13 games, totaling 37 tackles (17 solo), a team-high 5.0 sacks (25 yds.), 8.0 tackles for loss (34 yds.) and one pass defended
- Selected by the New England Patriots in the third round (96th overall) of the 2021 NFL Draft.
- Signed by Denver off of New England's practice squad on Sept. 18, 2023.

CAREER TRANSACTIONS: Signed by New England as a draft choice 7/20/21; Waived by New England 8/29/23; Signed by New England (practice squad) 8/31/23; Signed by Denver (active roster) 9/18/23; Waived by Denver 12/14/23; Signed by Denver (practice squad) 12/16/23; Signed by Denver to a future contract 1/9/24.



2023: Perkins spent the first two weeks of the season on New England's practice squad before being signed by Denver to its active roster on Sept. 18... Made his NFL debut vs. NYJ (10/8), making one solo tackle... Finished with three solo tackles, including two tackles for loss and one quarterback hurry, in the win vs. G.B. (10/22).

2022: Perkins spent the entire season on injured reserve (undisclosed).

2021: Perkins did not appear in a game after being drafted in the third round (96th overall) by New England in the 2021 NFL Draft, being made inactive the first 13 weeks of the season... Was placed on injured reserve (ankle) on Dec. 16.

COLLEGE: Perkins started 25-of-33 games played at the University of Oklahoma (2018-20), where he totaled 99 tackles (61 solo), 16.5 sacks (85 yds.), one pass defended, one forced fumble and 32 tackles for loss... Was named a second-team All-Big 12 selection by the league's coaches in 2020 after playing in the last six contests of the season, logging 24 tackles (16 solo), 10.5 tackles for loss (49 yds.), 5.5 sacks (32 yds.) and nine quarterback hits... Made second-team All-Big 12 by the league's coaches and media in 2019 after starting 13 games and producing 38 tackles (28 solo), 6.0 sacks (28 yds.), 13.5 tackles for loss (40 yds.) and one forced fumble... In 2018, was named freshman All-American by *ESPN* after playing in 14 games (7 starts), totaling 37 tackles (17 solo), a team-high 5.0 sacks (25 yds.), 8.0 tackles for loss (34 yds.) and one pass defended.

PERSONAL: Perkins, who was named a U.S. Army All-American, attended Lutheran North High School... Ronnie Perkins was born on Sept. 29, 1999 in St. Louis, Mo.

PERKINS' REGULAR SEASON RECORD

Year	Club	G	S	UT	A	TT	S-Yds.	I-Yds.	PD	FF	FR	TD-Int.	TD-FR	S	Pts.
2021	New England	0	0	0	0	0	0-0	0-0	0	0	0	0	0	0	0
2022	New England	INJURED RESERVE (UNDISCLOSED)													
2023	Denver	7	0	9	4	13	0-0	0-0	0	0	0	0	0	0	0
CAREER TOTALS		7	0	9	4	13	0-0	0-0	0	0	0	0	0	0	0

RONNIE PERKINS' CAREER GAME-BY-GAME

(Victories asterisked)

2021 NEW ENGLAND (10-7)		TACKLES								
Date	Opponent	P/S	UT	A	TT	S-Yds.	I-Yds.	PD	FF	FR
Games 1-13				INACTIVE						
Games 13-17				INJURED RESERVE						
Season Totals		5/0	6	2	8	0-0	0-0	0	0	0
2023 N.E. (4-13) / DEN. (8-9)		TACKLES								
Date	Opponent	P/S	UT	A	TT	S-Yds.	I-Yds.	PD	FF	FR
Games 1-2				NEW ENGLAND PRACTICE SQUAD						
Games 3-4				INACTIVE						
Oct 8	vs. N.Y. Jets	P	1	0	1	0-0	0-0	0	0	0
Oct 12	at Kansas City	P	0	2	2	0-0	0-0	0	0	0
Oct 22	vs. Green Bay*	P	3	0	3	0-0	0-0	0	0	0
Oct 29	vs. Kansas City*	P	1	0	1	0-0	0-0	0	0	0
Nov 13	at Buffalo*	P	1	0	1	0-0	0-0	0	0	0
Games 10-13				INACTIVE						
Dec 16	at Detroit			PRACTICE SQUAD						
Dec 24	vs. New England	P	0	2	2	0-0	0-0	0	0	0
Dec 31	vs. L.A. Chargers*	P	3	0	3	0-0	0-0	0	0	0
Jan 7	at Las Vegas			PRACTICE SQUAD						
Season Totals		7/0	9	4	13	0-0	0-0	0	0	0



BEN POWERS

74

GUARD

6-4 • 338 • 6TH YR. • OKLAHOMA

BORN: Oct. 29, 1996, in Wichita, Kan.

HIGH SCHOOL: Kapaun Mt. Carmel High School, Wichita, Kan.

ACQUIRED: Unrestricted Free Agent (Baltimore), 2023

NFL YEAR: 6th • YEAR WITH BRONCOS: 2nd

NFL GAMES PLAYED/STARTED: 64/53 • POSTSEASON GP/GS: 3/3



POWERS AT A GLANCE:

- A sixth-year guard who appeared in 64 career regular-season games (53 starts) and three postseason games (3 starts) for Baltimore (2019-22) and Denver (2023).
- Played in and started all 17 games at LG during his first season in Denver in 2023, appearing in 1,067 offensive snaps (99.5%).
- Started all 17 games at LG and played in every offensive snap for Baltimore (1,096) in 2022.
- Played in 13 games (12 starts) in 2021 after making the transition to LG, blocking for the third-best rushing offense (145.8 ypg) and sixth-best offense (378.8 ypg) in the league.
- Appeared in all 16 games (7 starts) at RG during the 2020 season, and blocked on a line that paved the way for the league's best rushing attack (191.9 ypg.).
- Played in 38 games (35 starts) in three seasons at the University of Oklahoma (2016-18), earning consensus All-America and first-team All-Big 12 honors in 2018.
- Named second-team All-Big 12 in both 2016 and '17 at Oklahoma after spending one season at Butler (Kan.) Community College.
- Selected by Baltimore in the fourth-round (123rd overall) of the 2019 NFL Draft.
- Signed by Denver as an unrestricted free agent on March 15, 2023.

CAREER TRANSACTIONS: Signed by Baltimore as a draft choice 5/3/19; Signed by Denver as an unrestricted free agent 3/16/23.



2023: Powers started all 17 games for Denver at LG during his first season with the Broncos... Appeared in 1,067 offensive snaps (99.5%)... Made his first start at LG for Denver in the season opener vs. L.V. (9/10).

2022: Powers started all 17 games at LG and played in every offensive snap for Baltimore (1,096)... Blocked on a line that helped lead the No. 2 rushing attack (160.0 ypg) in the NFL... Made his first career postseason start at LG at Cin. (1/15), playing in all 69 snaps on offense.

2021: Powers played in 13 games (12 starts) after making the transition to LG, blocking for the third-best rushing offense (145.8 ypg) and sixth-best total offense (378.8 ypg) in the league... Made his first career start at LG vs. K.C. (9/19).

2020: Powers appeared in all 16 games (7 starts at RG), blocking on a line that paved the way for the league's best rushing attack (191.9 ypg.)... Also started both postseason games for the Ravens, appearing in all 143 offensive snaps... Baltimore also posted a franchise-record 24 rushing scores and the third-most rushing yards (3,071) by a team in a 16-game NFL season... Made his season debut vs. Cle. (9/13)... Started his first career game vs. Ten. (11/22)... Made his NFL playoffs debut and first start in the postseason at RG in the AFC Wildcard game at Ten. (1/10)... Also started at RG in the AFC Divisional Round at Buf. (1/16).

2019: Powers, who was selected by Baltimore in the fourth round (123rd overall), appeared in one game during his rookie season... Was inactive for Weeks 1-16... Made his NFL debut vs. Pit. (12/29).

COLLEGE: Powers was a three-year starter at the University of Oklahoma (2016-18), playing in 38 games (35 starts) for the Sooners... Helped lead Oklahoma to two College Football Playoff appearances (2017, '18) and three Big 12 Championships (2016, '17, '18)... Was awarded consensus All-America honors during his senior season and was named first-team All-Big 12 by the Associated Press and the league's coaches... Was a member of the offensive line unit in 2018 to win the Joe Moore Award, annually given to the most outstanding offensive line in college football... Named second-team All-Big 12 in 2017, after playing in all 14 games (12 starts)... Earned All-Big 12 second team honors in 2016 by the Associated Press after playing 11 games (10 starts) and allowing just one sack on 595 offensive snaps... Played one year at Butler (Kan.) Community College.

PERSONAL: Powers attended Kapaun Mt. Carmel High School in Wichita, Kan., where he lettered in football and wrestling... Was the state runner-up in wrestling in the 285 lbs. division... Ben Powers was born Oct. 29, 1996 in Wichita, Kan.

POWER'S REGULAR SEASON RECORD

Year	Club	G	S
2019	Baltimore	1	0
2020	Baltimore	16	7
2021	Baltimore	13	12
2022	Baltimore	17	17
2023	Denver	17	17
CAREER TOTALS		64	53

ADDITIONAL STATISTICS: *Miscellaneous tackles* — 2023 (1), TOTAL (1).

POWER'S POSTSEASON RECORD

Year	Club	G	S
2020	Baltimore	2	2
2022	Baltimore	1	1
CAREER TOTALS		3	3



JOSH REYNOLDS

11

WIDE RECEIVER

6-3 • 194 • 8TH YR. • TEXAS A&M

BORN: Feb. 16, 1995, in San Antonio, Texas

HIGH SCHOOL: John Jay High School, San Antonio, Texas

ACQUIRED: Unrestricted Free Agent (Detroit), 2024

NFL YEAR: 8th • **YEAR WITH BRONCOS:** 1st

NFL GAMES PLAYED/STARTED: 107/53 • **POSTSEASON GP/GS:** 9/5



REYNOLDS AT A GLANCE:

- An eighth-year wide receiver who has appeared in 107 regular-season games (53 starts) with the L.A. Rams (2017-20), Tennessee (2021) and Detroit (2021-23), making 220 receptions for 2,933 yards (13.3 avg.) with 19 touchdowns.
- Also played in nine postseason games (5 starts) with the Rams and Lions, totaling 19 catches for 318 yards (16.7 avg.) with one score.
- Appeared in all 17 games (13 starts) in 2023 and totaled 40 receptions for 608 yards (15.2 avg.) with five touchdowns along with eight catches for 132 yards (16.5 avg.) with one touchdown in three postseason games (2 starts).
- Played in 14 games (11 starts) with Detroit in 2022, recording 479 yards on 38 receptions (12.6 avg.) with three scores.
- Combined for 29 receptions for 396 yards (13.7 avg.) with two touchdowns in 12 games (5 starts) between Tennessee (five games) and Detroit (seven games) in 2021.

- In 2020, set career highs in receptions (52) and yards (618) and posted two receiving scores in 16 games (13 starts).
- Started 8-of-16 games played in 2018, totaling 29 catches for 402 yards (13.9 avg.) with a career-high five touchdowns along with two rushes for eight yards (4.0 avg.).
- Played collegiately at Texas A&M University (2014-16), where he played in 38 games (36 starts) and recorded 2,788 yards on 164 receptions (17.0 avg.) with 30 scores.
- Selected by the Rams in the fourth round (117th overall) of the 2017 NFL Draft.
- Signed by the Broncos as an unrestricted free agent (Detroit) on March 28, 2024.

CAREER TRANSACTIONS: Signed by L.A. Rams as a draft pick 6/21/17; Signed by Tennessee 3/23/21; Waived by Tennessee 11/9/21; Signed by Detroit 11/10/21; Re-signed by Detroit 3/8/22; Signed by Denver 3/28/24.



2023: Reynolds appeared in all 17 games (13 starts), totaling 40 receptions for 608 yards (15.2 avg.) with five touchdowns... Also made an appearance in three postseason games (2 starts) and caught eight passes for 132 yards (16.5 avg.) with one touchdown... Caught four passes for 80 yards (20.0 avg.) in the Week 1 win at K.C. (9/7)... Produced 66 yards on five receptions—including a career-high-tying two touchdowns—vs. Sea. (9/17)... Made four receptions for 76 yards (19.0 avg.) with one touchdown vs. Car. (10/8)... Registered three catches for 50 yards (16.7 avg.) at T.B. (10/15)... Set postseason highs with five receptions for 80 yards in the NFC Wild Card Round vs. LAR (1/14)... Caught two passes for 27 yards with his first career touchdown in the postseason in the NFL Divisional Round vs. T.B. (1/21)... Also made an appearance in the NFC Championship at S.F. (1/28), making one catch for 25 yards.

2022: Reynolds played in 14 games (11 starts) with Detroit, recording 479 yards on 38 receptions (12.6 avg.) with three scores... Set a career-high with 96 yards on six receptions (16.0 avg.) at Min. (9/25)... Caught seven passes for 81 yards (11.6 avg.) with one touchdown vs. Sea. (10/2)... Produced 92 yards on six receptions (15.3 avg.) at N.E. (10/9)... Recorded 51 yards on five receptions (10.2 avg.) vs. Min. (12/11).

2021: Reynolds combined for 29 receptions for 396 yards (13.7 avg.) with two touchdowns in 12 games (5 starts) between Tennessee (five games) and Detroit (seven games)... Caught six passes for 59 yards (9.8 avg.) at NYJ (10/3)... Was waived by Tennessee on Nov. 9 and signed off waivers by Detroit on Nov. 10... Recorded a season-high 70 yards on three receptions (23.3 avg.) with one touchdown vs. Chi. (11/25)... Totaled four catches for 69 yards (17.3 avg.) vs. Min. (12/5)... Made three receptions for 52 yards (17.3 avg.) at Den. (11/12)... Registered his second touchdown of the season after catching six passes for 68 yards (11.3 avg.) with one score vs. Ari. (12/19).

2020: Reynolds set career highs in receptions (52) and yards (618) and posted two receiving scores in 16 games (13 starts)... Totaled four receptions for 60 yards (15.0 avg.) at Buf. (9/27)... Posted two catches for 45 yards (22.5 avg.) with his first touchdown of the season at S.F. (10/18)... Recorded his second touchdown in consecutive games after making four receptions for 52 yards (13.0 avg.) with one score vs. Chi. (10/26)... Tallied a career-high eight catches for 94 yards (11.8 avg.) vs. Sea. (11/15)... Notched six catches for 65 yards (10.8 avg.) at Sea. (12/27)... Appeared in the NFL Wild Card Round at Sea. (1/9) and caught three passes for 65 yards (21.7 avg.) in the NFC Divisional Round at G.B. (1/16).

2019: Reynolds totaled 21 receptions for 326 yards (15.5 avg.) with one touchdown and also rushed five times for 23 yards (4.6 avg.) in 16 games (2 starts)... Caught three passes for 73 yards (24.3 avg.) with one touchdown vs. Cin. (10/27)... Totaled 49 yards on three receptions (16.3 avg.) at Pit. (11/10)... Produced 55 yards on three catches (18.3 avg.) vs. Chi. (11/17).

2018: Reynolds started 8-of-16 games played in his second season with the Rams, totaling 29 catches for 402 yards (13.9 avg.) with a career-high five touchdowns along with two rushes for eight yards (4.0 avg.)... Also played in three postseason games (2 starts) and made eight catches for 121 yards (15.1 avg.) and rushed two times for 25 yards (12.5 avg.)... Made three receptions for 42 yards (14.0 avg.) vs. G.B. (10/28)... Set a season-high 80 yards on six receptions (13.3 avg.) and also caught one touchdown vs. K.C. (11/19)... Caught five passes for 70 yards (14.0 avg.) vs. Phi. (12/16)... Tied a career high of two touchdown catches vs. S.F. (12/30), racking up four total receptions for 55 yards (13.8 avg.)... Made one catch for 19 yards in the NFC Divisional Round vs. Dal. (1/12)... Totaled four catches for 74 yards (18.5 avg.) in the NFC Conference Championship at N.O. (1/20)... Made three catches for 28 yards in Super Bowl LIII vs. N.E. (2/3)

2017: Reynolds appeared in 16 games (1 start) after being drafted in the fourth-round (117th overall) in the 2017 NFL Draft by the L.A. Rams... Totaled 11 catches for 104 yards (9.5 avg.) with one touchdown... Made his NFL debut vs. Ind. (9/10)... Caught his first pass for a 28-yard gain vs. Was. (9/17)... Started his first career game vs. N.O. (11/26), totaling four receptions for 37 yards (9.3 avg.).

Did You Know?

The Broncos' nine AFC Championship Game appearances during Pat Bowlen's 35 years of ownership (1984-2019) were more than the combined conference title game appearance totals of their three AFC West rivals. Oakland, San Diego and Kansas City combined to play in seven AFC Championship Games from 1984-2019.

COLLEGE: Reynolds played collegiately at Texas A&M University (2014-16), where he played in 38 games (36 starts) and recorded 2,788 yards on 164 receptions (17.0 avg.) with 30 scores... Made 13 starts in 2016, producing a career-high 1,039 yards with 12 touchdowns on 61 catches (17.0 avg.)... Started all 12 games played in 2015 and totaled 51 catches for 907 yards (17.8 avg.) with five touchdowns... Posted a team-best 842 yards with 13 touchdowns on 52 receptions (16.2 avg.) during the 2014 season... Also played at Tyler Junior College in Tyler, Texas, in 2013, where he made 44 catches for 782 yards (17.8 avg.) with 12 touchdowns.

PERSONAL: Reynolds attended John Jay High School in San Antonio, Texas, where he was named to the *San Antonio-News*' Class 5A "Super Team" as a senior... Also named all-district 27-5A honors after making 44 receptions for 667 yards (15.2 avg.) with eight scores... Josh Reynolds was born on Feb. 16, 1995, in San Antonio, Texas.

REYNOLDS' REGULAR SEASON RECORD

Year	Club	RECEIVING						SCORING						
		G	S	No.	Yds.	Avg.	LG	TD	TDru	TDre	TDrt	2pt	Pts.	
2017	L.A. Rams	16	1	11	104	9.5	28	1	1	0	1	0	0	6
2018	L.A. Rams	16	8	29	402	13.9	33	5	5	0	5	0	0	30
2019	L.A. Rams	16	2	21	326	15.5	31t	1	1	0	1	0	0	6
2020	L.A. Rams	16	13	52	618	11.9	40t	2	2	0	2	0	0	12
2021	Ten./Det.	12	5	29	396	13.7	39t	2	2	0	2	0	0	12
2022	Detroit	14	11	38	479	12.6	31	3	3	0	3	0	0	18
2023	Detroit	17	13	40	608	15.2	33	5	5	0	5	0	0	30
CAREER TOTALS		107	53	220	2,933	13.3	40t	19	19	0	19	0	0	114

ADDITIONAL STATISTICS: Rushes — 2018 (2 for 8 yards, 4.0 avg., 10 LG, 0 TD), 2019 (5 for 23 yards, 4.6 avg., 12 LG, 0 TD), 2020 (1 for 5 yards, 5.0 avg., 5 LG, 0 TD), TOTAL (8 for 36 yards, 4.5 avg., 12 LG, 0 TD). Special-teams tackles — 2017 (3), 2018 (1), TOTAL (4). Miscellaneous tackles — 2018 (2), 2019 (2), 2020 (1), 2021 (2), 2022 (1), TOTAL (8).

REYNOLDS' POSTSEASON RECORD

Year	Club	RECEIVING						SCORING						
		G	S	No.	Yds.	Avg.	LG	TD	TDru	TDre	TDrt	2pt	Pts.	
2017	L.A. Rams	1	0	0	0	—	—	0	0	0	0	0	0	0
2018	L.A. Rams	3	2	8	121	15.1	33	0	0	0	0	0	0	0
2020	L.A. Rams	2	1	3	65	21.7	28	0	0	0	0	0	0	0
2023	Detroit	3	2	8	132	16.5	33	1	1	0	1	0	0	6
CAREER TOTALS		9	5	19	318	16.7	33	1	1	0	1	0	0	6

ADDITIONAL STATISTICS: Rushes — 2018 (2 for 25 yards, 12.5 avg., 16 LG, 0 TD), TOTAL (2 for 25 yards, 12.5 avg., 16 LG, 0 TD). Special-teams tackles — 2017 (1), TOTAL (1).

REYNOLDS' SINGLE GAME HIGHS

(Postseason in parentheses)

Receptions — 8, vs. Seattle, 11/15/20 (5, vs. L.A. Rams, 1/14/24). **Receiving yards** — 96, at Minnesota, 9/25/22 (80, vs. L.A. Rams, 1/14/24). **Longest reception** — 40t, at San Francisco, 10/18/20 (33, twice, last: vs. L.A. Rams, 1/14/24). **Receiving touchdowns** — 2, 3x, last: vs. Seattle, 9/17/23 (1, vs. T.B., 1/21/24).

JOSH REYNOLDS'S CAREER GAME-BY-GAME

(Victories asterisked)

2017 L.A. RAMS (11-5)		RECEIVING						SCORING	
Date	Opponent	P/S	No.	Yds.	Avg.	LG	TD	2pt.	Pts.
Sept 10	vs. Indianapolis*	P	0	0	—	—	0	0	0
Sept 17	vs. Washington	P	1	28	28.0	28	0	0	0
Sept 21	at San Francisco*	P	0	0	—	—	0	0	0
Oct 1	at Dallas*	P	0	0	—	—	0	0	0
Oct 8	vs. Seattle	P	0	0	—	—	0	0	0
Oct 15	at Jacksonville*	P	0	0	—	—	0	0	0
Oct 22	vs. Arizona*	P	0	0	—	—	0	0	0
Nov 5	at N.Y. Giants*	P	0	0	—	—	0	0	0
Nov 12	vs. Houston*	P	0	0	—	—	0	0	0
Nov 19	at Minnesota	P	0	0	—	—	0	0	0
Nov 26	vs. New Orleans*	S	4	37	9.3	14	1	0	6
Dec 3	at Arizona*	P	2	6	3.0	3	0	0	0
Dec 10	vs. Philadelphia	P	2	17	8.5	15	0	0	0
Dec 17	at Seattle*	P	0	0	—	—	0	0	0
Dec 24	at Tennessee*	P	0	0	—	—	0	0	0
Dec 31	vs. San Francisco	P	2	16	8.0	11	0	0	0
Season Totals		16/1	11	104	9.5	28	1	0	6
Jan 6	vs. Atlanta [§]	P	0	0	—	—	0	0	0
Postseason Totals		1/0	0	0	—	—	0	0	0

§NFC Wild Card Game

2018 L.A. RAMS (13-3)		RECEIVING						SCORING	
Date	Opponent	P/S	No.	Yds.	Avg.	LG	TD	2pt.	Pts.
Sept 10	at Oakland*	P	0	0	—	—	0	0	0
Sept 16	vs. Arizona*	P	0	0	—	—	0	0	0
Sept 23	vs. L.A. Chargers*	P	0	0	—	—	0	0	0
Sept 27	vs. Minnesota*	P	0	0	—	—	0	0	0
Oct 7	at Seattle*	P	2	39	19.5	22	0	0	0
Oct 14	at Denver*	P	1	-2	-2.0	-2	0	0	0
Oct 21	at San Francisco*	S	1	19	19.0	19	0	0	0
Oct 28	vs. Green Bay*	S	3	42	14.0	22	2	0	12
Nov 4	at New Orleans	P	0	0	—	—	0	0	0
Nov 11	vs. Seattle*	P	0	0	—	—	0	0	0
Nov 19	vs. Kansas City*	S	6	80	13.3	27	1	0	6
Dec 2	at Detroit*	S	2	19	9.5	14	0	0	0
Dec 9	at Chicago	S	3	36	12.0	16	0	0	0
Dec 16	vs. Philadelphia	S	5	70	14.0	33	0	0	0
Dec 23	at Arizona*	S	2	44	22.0	26	0	0	0
Dec 30	vs. San Francisco*	S	4	55	13.8	29t	2	0	12
Season Totals		16/8	29	402	13.9	33	5	0	30
Jan 12	vs. Dallas*†	S	1	19	19.0	19	0	0	0
Jan 20	at New Orleans*#	P	4	74	18.5	33	0	0	0
Feb 3	vs. New England§	S	3	28	9.3	11	0	0	0
Postseason Totals		3/2	8	121	15.1	33	0	0	0

†NFC Divisional Playoff Game; #NFC Championship Game; §Super Bowl

2019 L.A. RAMS (9-7)		RECEIVING						SCORING	
Date	Opponent	P/S	No.	Yds.	Avg.	LG	TD	2pt.	Pts.
Sept 8	at Carolina*	P	0	0	—	—	0	0	0
Sept 15	vs. New Orleans*	P	0	0	—	—	0	0	0
Sept 22	at Cleveland*	P	0	0	—	—	0	0	0
Sept 29	vs. Tampa Bay	P	1	22	22.0	22	0	0	0
Oct 3	at Seattle	P	1	12	12.0	12	0	0	0
Oct 13	vs. San Francisco	P	0	0	—	—	0	0	0
Oct 20	at Atlanta*	P	0	0	—	—	0	0	0
Oct 27	vs. Cincinnati*	P	3	73	24.3	31t	1	0	1
Nov 10	at Pittsburgh	S	3	49	16.3	21	0	0	0
Nov 17	vs. Chicago*	S	3	55	18.3	26	0	0	0
Nov 25	vs. Baltimore	P	2	8	4.0	6	0	0	0
Dec 1	at Arizona*	P	4	39	9.8	20	0	0	0
Dec 8	vs. Seattle*	P	0	0	—	—	0	0	0
Dec 15	at Dallas	P	2	36	18.0	28	0	0	0
Dec 21	at San Francisco	P	2	32	16.0	24	0	0	0
Dec 29	vs. Arizona*	P	0	0	—	—	0	0	0
Season Totals		16/2	21	326	15.5	31t	1	0	6

2020 L.A. RAMS (10-6)		RECEIVING						SCORING	
Date	Opponent	P/S	No.	Yds.	Avg.	LG	TD	2pt.	Pts.
Sept 13	vs. Dallas*	S	1	17	17.0	17	0	0	0
Sept 20	at Philadelphia*	S	2	33	16.5	20	0	0	0
Sept 27	at Buffalo	S	4	60	15.0	23	0	0	0
Oct 4	vs. N.Y. Giants*	P	3	25	8.3	11	0	0	0
Oct 11	at Washington*	S	2	46	23.0	29	0	0	0
Oct 18	at San Francisco	S	2	45	22.5	40t	1	0	6
Oct 26	vs. Chicago*	P	4	52	13.0	21	1	0	6
Nov 1	at Miami	S	4	44	11.0	15	0	0	0
Nov 15	vs. Seattle*	S	8	94	11.8	21	0	0	0
Nov 23	at Tampa Bay*	S	3	32	10.7	18	0	0	0
Nov 29	vs. San Francisco	S	5	40	8.0	14	0	0	0
Dec 6	at Arizona*	S	1	21	21.0	21	0	0	0
Dec 10	vs. New England*	S	1	6	6.0	6	0	0	0
Dec 20	vs. N.Y. Jets	S	2	9	4.5	5	0	0	0
Dec 27	at Seattle	P	6	65	10.8	26	0	0	0
Jan 3	vs. Arizona*	S	4	29	7.3	12	0	0	0
Season Totals		16/13	52	618	11.9	40t	2	0	12
Jan 9	at Seattle*§	P	0	0	—	—	0	0	0
Jan 16	at Green Bay†	S	3	65	21.7	28	0	0	0
Postseason Totals		2/1	3	65	21.7	28	0	0	0

§NFC Wild Card Game; †NFC Divisional Playoff Game

2021 TEN (12-5) / DET (3-13-1)		RECEIVING						SCORING	
Date	Opponent	P/S	No.	Yds.	Avg.	LG	TD	2pt.	Pts.
Sept 12	vs. Arizona		INACTIVE						
Sept 19	at Seattle*	P	0	0	—	—	0	0	0
Sept 26	vs. Indianapolis*		INACTIVE						
Oct 3	at N.Y. Jets	P	6	59	9.8	12	0	0	0
Oct 10	at Jacksonville*	P	1	8	8.0	8	0	0	0
Oct 18	vs. Buffalo*		INACTIVE						
Oct 24	vs. Kansas City*	P	3	23	7.7	11	0	0	0
Oct 31	at Indianapolis*	P	0	0	—	—	0	0	0
Nov. 7	at L.A. Rams*		INACTIVE						
WAIVED BY TENNESSEE ON NOV. 9 / SIGNED OFF WAIVERS BY DETROIT ON NOV. 10									
Nov 18	at Pittsburgh		INACTIVE						
Nov 21	at Cleveland	P	0	0	—	—	0	0	0
Nov 25	vs. Chicago	S	3	70	23.3	39t	1	0	6
Dec 5	vs. Minnesota*	S	4	69	17.3	28	0	0	0
Dec 12	at Denver	S	3	52	17.3	20	0	0	0
Dec 19	vs. Arizona*	P	6	68	11.3	22t	1	0	6
Dec 26	at Atlanta	S	2	36	18.0	23	0	0	0
Jan 2	at Seattle		RESERVE/COVID-19						
Jan 9	vs. Green Bay*	S	1	11	11.0	11	0	0	0
Season Totals		12/5	29	396	13.7	39t	2	0	12


2022 DETROIT (9-8)		RECEIVING						SCORING	
Date	Opponent	P/S	No.	Yds.	Avg.	LG	TD	2pt.	Pts.
Sept 11	vs. Philadelphia	S	1	28	28.0	28	0	0	0
Sept 18	vs. Washington*	S	3	38	12.7	23	1	0	6
Sept 25	at Minnesota	S	6	96	16.0	26	0	0	0
Oct 2	vs. Seattle	S	7	81	11.6	26	1	0	6
Oct 9	at New England	S	6	92	15.3	31	0	0	0
Oct 23	at Dallas	S	1	8	8.0	8	0	0	0
Oct 30	vs. Miami	S	2	14	7.0	9	0	0	0
Games 8-10			INACTIVE						
Nov 24	vs. Buffalo	P	0	0	—	—	0	0	0
Dec 4	vs. Jacksonville*	S	3	19	6.3	8	0	0	0
Dec 11	vs. Minnesota*	S	5	51	10.2	18	1	0	6
Dec 18	at N.Y. Jets*	S	0	0	—	—	0	0	0
Dec 24	at Carolina	S	2	31	15.5	26	0	0	0
Jan 1	vs. Chicago*	P	1	5	5.0	5	0	0	0
Jan 8	at Green Bay*	P	1	16	16.0	16	0	0	0
Season Totals		14/11	38	479	12.6	31	3	0	18

2023 DETROIT (12-5)		RECEIVING						SCORING	
Date	Opponent	P/S	No.	Yds.	Avg.	LG	TD	2pt.	Pts.
Sept 7	at Kansas City*	S	4	80	20.0	33	0	0	0
Sept 17	vs. Seattle	P	5	66	13.2	22t	2	0	12
Sept 24	vs. Atlanta*	S	0	0	—	—	0	0	0
Sept 28	at Green Bay	S	3	69	23.0	26	0	0	0
Oct 8	vs. Carolina*	S	4	76	19.0	27	1	0	6
Oct 15	at Tampa Bay*	S	3	50	16.7	21	0	0	0
Oct 22	at Baltimore	P	2	43	21.5	22	0	0	0
Oct 30	vs. Las Vegas*	S	1	13	13.0	13	0	0	0
Nov 12	at L.A. Chargers*	S	2	15	7.5	8	0	0	0
Nov 19	vs. Chicago*	S	1	11	11.0	11	0	0	0
Nov 23	vs. Green Bay	P	2	15	7.5	12t	1	0	6
Dec 3	at New Orleans*	S	1	12	12.0	12	0	0	0
Dec 10	at Chicago	S	3	44	14.7	27	1	0	6
Dec 16	vs. Denver*	P	2	41	20.5	21	0	0	0
Dec 24	at Minnesota*	S	1	16	16.0	16	0	0	0
Dec 30	at Dallas	S	1	13	13.0	13	0	0	0
Jan 7	vs. Minnesota*	S	5	44	8.8	18	0	0	0
Season Totals		17/13	40	608	15.2	33	5	0	30
Jan 14	vs. L.A. Rams*§	S	5	80	16.0	33	0	0	0
Jan 21	vs. Tampa Bay*†	P	2	27	13.5	18	1	0	6
Jan 28	at San Francisco#	S	1	25	25.0	25	0	0	0
Postseason Totals		3/2	8	132	16.5	33	1	0	6

§NFC Wild Card Game; †NFC Divisional Playoff Game; #NFC Championship Game

DID YOU KNOW?

In 19 of the last 20 years, at least one rookie college free agent made the Broncos' active roster out of training camp for the first week of the regular season. In 2023, tight end Nate Adkins, outside line-backer Thomas Incoom, running back Jaleel McLaughlin and tackle Alex Palczewski made Denver's Week 1 roster to give the Broncos 30 such players since 1997.

**MALCOLM ROACH****97****DEFENSIVE TACKLE****6-3 • 290 • 5TH YR. • TEXAS****BORN:** June 9, 1998, in Baton Rouge, La.**HIGH SCHOOL:** Madison Prep Academy, Baton Rouge, La.**ACQUIRED:** Unrestricted Free Agent (New Orleans), 2024**NFL YEAR:** 5th • **YEAR WITH BRONCOS:** 1st**NFL GAMES PLAYED/STARTED:** 41/5**ROACH AT A GLANCE:**

- A fifth-year defensive tackle who has appeared in 41 career games (5 starts) with New Orleans (2017-21), totaling 90 tackles (38 solo), one sack (3 yds.), one interception (5 yds.) and four passes defended.
- Played in 12 games in 2023, totaling career highs in tackles (38) and passes defended (3).
- Recorded 26 tackles (14 solo) and one sack (3 yds.) after missing the first four games of the season with an injury in 2022.
- In 2021, played in seven games (2 starts), registering 10 tackles (4 solo), one sack (5 yds.) and one pass defended.
- Appeared in nine games as a rookie after signing with the Saints as a college free agent, finishing with 16 tackles (7 solo).
- Played at the University of Texas (2016-19), where he appeared in 47 games (23 starts) as both a defensive end and linebacker and totaled 134 tackles (83 solo), eight sacks (53 yds.) with three passes defended.
- Attended Madison Prep Academy in Baton Rouge, La., where he was named a four-time all-state selection.
- Entered the NFL as a college free agent with New Orleans on April 27, 2020.
- Signed by the Broncos as an unrestricted free agent (N.O.) on March 13, 2024.

CAREER TRANSACTIONS: Signed by New Orleans as a college free agent 4/27/20; Waived by New Orleans 12/7/21; Signed by New Orleans (practice squad) 12/9/21; Signed by New Orleans 1/11/22; Re-signed by New Orleans 3/28/23; Signed by Denver 3/13/24.



2023: Roach played in 12 games, totaling career highs in tackles (38) and passes defended (3)... Registered seven tackles (2 solo), including one tackle for loss, vs. T.B. (10/1)... Broke up one pass and assisted on two tackles at N.E. (10/8)... Produced four tackles (3 solo) vs. Jac. (10/19)... Made five tackles and broke up one pass at Min. (11/12)... Recorded one pass defended in a second consecutive game while also totaling six tackles (1 solo) at Atl. (11/26)... Missed the final five games of the season after being placed on injured reserve (knee) on Dec. 6.

2022: Roach recorded 26 tackles (14 solo) and one sack (3 yds.) after missing the first four games of the season with an injury... Made three tackles (1 solo) at Ari. (10/20)... Set a career-high with seven tackles (5 solo)—including one tackle for loss— recorded his first career sack (3 yds.) at Pit. (11/13)... Logged three tackles (2 solo) at T.B. (12/5).

2021: Roach played in seven games (2 starts), registering 10 tackles (4 solo), one sack (5 yds.) and one pass defended... Made his first career start vs. G.B. (9/12), registering one solo tackle... Tallied his first career sack (5 yds.) and pass defended in addition to two tackles (1 solo) vs. Car. (9/19)... Recorded three tackles (1 solo) in the season finale at Atl. (1/9).

2020: Roach appeared in nine games as a rookie after signing with the Saints as a college free agent, finishing with 16 tackles (7 solo)... Made his NFL debut in Week 1 vs. T.B. (9/13), recording two solo tackles... Made four tackles (2 solo) at L.V. (9/21)... Finished with four tackles (1 solo) vs. K.C. (12/20).

COLLEGE: Roach played at the University of Texas (2016-19), where he appeared in 47 games (23 starts) as both a defensive end and linebacker... Finished his career with 134 tackles (83 solo), eight sacks (53 yds.) and three passes defended... Started 12-of-13 games in 2019, finishing with a career-high 40 tackles (24 solo), three sacks (13 yds.), one pass defended and one blocked kick... Appeared in nine games (3 starts) in 2018 and logged 24 tackles (17 solo) and one pass defended... Played in 13 games (3 starts) as a sophomore in 2017, registering 37 tackles (17 solo), two sacks (16 yds.) and one pass defended... Earned honorable mention for Big 12 Defensive Freshman of the Year in 2016 after starting 5-of-12 games and producing 33 tackles (25 solo) and a career-high three sacks (24 yds.).

PERSONAL: Roach attended Madison Prep Academy in Baton Rouge, La., where he was a four-time all-state selection... Named first-team 2A all-state as a linebacker by the Louisiana Sports Writers Association and first-team composite by the Louisiana Football Coaches Association as a senior in 2015... Totaled 143 tackles, 14.5 sacks, two interceptions, five forced fumbles and five passes defended in 2015... Helped the Chargers to an 11-1 overall record and first district title in school history... Was named first-team 1A all-state as a defensive lineman by the Louisiana Sports Writers Association in 2014 after recording 134 tackles, 20 sacks, nine pass breakups, seven forced fumbles and three defensive touchdowns... Also caught 15 passes for 214 yards (14.3 avg.) as a tight end... Also competed in shot put and discus... Malcolm Roach was born on Jan. 19, 1995 in Greenville, S.C.

ROACH'S REGULAR SEASON RECORD

Year	Club	G	S	UT	A	TT	S-Yds.	I-Yds.	PD	FF	FR	TD-Int.	TD-FR	S	Pts.
2020	New Orleans	9	0	7	9	16	0-0	0-0	0	0	0	0	0	0	0
2021	New Orleans	7	2	4	6	10	0-0	1-5	1	0	0	0	0	0	0
2022	New Orleans	13	3	14	12	26	1-3	0-0	0	0	0	0	0	0	0
2023	New Orleans	12	0	13	25	38	0-0	0-0	3	0	0	0	0	0	0
CAREER TOTALS		41	5	38	52	90	1-3	1-5	4	0	0	0	0	0	0

ROACH'S SINGLE GAME HIGHS

(Postseason in parentheses)

Tackles — 7, twice, last: vs. Tampa Bay, 10/1/23 (none). **Sacks** — 1, at Pittsburgh, 11/13/22 (none). **Sack yards** — 3, at Pittsburgh, 11/13/22 (none). **Passes Defensed** — 1, 4x, last: at Atlanta, 11/26/23 (none).

MALCOLM ROACH'S CAREER GAME-BY-GAME

(Victories asterisked)

2020 NEW ORLEANS (12-4) TACKLES												
Date	Opponent	P/S	UT	A	TT	S-Yds.	I-Yds.	PD	FF	FR		
Sept 13	vs. Tampa Bay*	P	2	0	2	0-0	0-0	0	0	0		
Sept 21	at Las Vegas*	P	2	2	4	0-0	0-0	0	0	0		
Sept 27	vs. Green Bay	P	0	1	1	0-0	0-0	0	0	0		
Oct 4	at Detroit*	P	0	0	0	0-0	0-0	0	0	0		
Games 5-7			INACTIVE									
Nov 8	at Tampa Bay*	P	0	2	2	0-0	0-0	0	0	0		
Nov 15	vs. San Francisco*	P	0	0	0	0-0	0-0	0	0	0		
Games 10-12			INACTIVE									
Dec 13	at Philadelphia	P	1	1	2	0-0	0-0	0	0	0		
Dec 20	vs. Kansas City	P	1	3	4	0-0	0-0	0	0	0		
Dec 25	vs. Minnesota*	P	1	0	1	0-0	0-0	0	0	0		
Jan 3	at Carolina*	INACTIVE										
Season Totals			9/0	7	9	16	0-0	0-0	0	0	0	0

2021 NEW ORLEANS (9-8) TACKLES												
Date	Opponent	P/S	UT	A	TT	S-Yds.	I-Yds.	PD	FF	FR		
Sept 12	vs. Green Bay*	S	1	0	1	0-0	0-0	0	0	0		
Sept 19	at Carolina	P	1	1	2	0-0	1-5	1	0	0		
Sept 26	at New England*	S	0	0	0	0-0	0-0	0	0	0		
Oct 3	vs. N.Y. Giants	P	0	2	2	0-0	0-0	0	0	0		
Oct 10	at Washington*	P	1	0	1	0-0	0-0	0	0	0		
Games 6-8			INACTIVE									
Nov 14	at Tennessee	P	0	1	1	0-0	0-0	0	0	0		
Games 10-12			INJURED RESERVE									
WAIVED BY NEW ORLEANS ON DEC. 7; SIGNED BY NEW ORLEANS (PRACTICE SQUAD) ON DEC. 9												
Games 13-16			PRACTICE SQUAD									
Jan 9	at Atlanta*	P	1	2	3	0-0	0-0	0	0	0		
Season Totals			7/2	4	6	10	0-0	1-5	1	0	0	0

2022 NEW ORLEANS (7-10) TACKLES												
Date	Opponent	P/S	UT	A	TT	S-Yds.	I-Yds.	PD	FF	FR		
Games 1-4			INJURED RESERVE									
Oct 9	vs. Seattle*	P	0	2	2	0-0	0-0	0	0	0		
Oct 16	vs. Cincinnati	P	1	0	1	0-0	0-0	0	0	0		
Oct 20	at Arizona	P	1	2	3	0-0	0-0	0	0	0		
Oct 30	vs. Las Vegas*	S	0	1	1	0-0	0-0	0	0	0		
Nov 7	vs. Baltimore	S	1	1	2	0-0	0-0	0	0	0		
Nov 13	at Pittsburgh	P	5	2	7	1-3	0-0	0	0	0		
Nov 20	vs. L.A. Rams	S	0	0	0	0-0	0-0	0	0	0		
Nov 27	at San Francisco	P	1	1	2	0-0	0-0	0	0	0		
Dec 5	at Tampa Bay	P	2	1	3	0-0	0-0	0	0	0		
Dec 18	vs. Atlanta*	P	1	1	2	0-0	0-0	0	0	0		
Dec 24	at Cleveland*	P	1	0	1	0-0	0-0	0	0	0		
Jan 1	at Philadelphia*	P	1	0	1	0-0	0-0	0	0	0		
Jan 8	vs. Carolina	P	0	1	1	0-0	0-0	0	0	0		
Season Totals			13/3	14	12	26	1-3	0-0	0	0	0	0

2023 NEW ORLEANS (9-8)		TACKLES								
Date	Opponent	P/S	UT	A	TT	S-Yds.	I-Yds.	PD	FF	FR
Sept 10	vs. Tennessee*	P	0	2	2	0-0	0-0	0	0	0
Sept 18	at Carolina*	P	0	2	2	0-0	0-0	0	0	0
Sept 24	at Green Bay	P	1	1	2	0-0	0-0	0	0	0
Oct 1	vs. Tampa Bay	P	2	5	7	0-0	0-0	0	0	0
Oct 8	at New England*	P	0	2	2	0-0	0-0	1	0	0
Oct 15	at Houston	P	0	0	0	0-0	0-0	0	0	0
Oct 19	vs. Jacksonville	P	3	1	4	0-0	0-0	0	0	0
Oct 29	at Indianapolis*	P	1	2	3	0-0	0-0	0	0	0
Nov 5	vs. Chicago*	P	1	1	2	0-0	0-0	0	0	0
Nov 12	at Minnesota	P	3	2	5	0-0	0-0	1	0	0
Nov 26	at Atlanta	P	1	5	6	0-0	0-0	1	0	0
Dec 3	vs. Detroit	P	1	2	3	0-0	0-0	0	0	0
Games 13-17		INJURED RESERVE								
Season Totals		12/0	13	25	38	0-0	0-0	3	0	0



DREW SANDERS

41

LINEBACKER

6-5 • 233 • 2ND YR. • ARKANSAS

BORN: Dec. 31, 2000, in Denton, Texas

HIGH SCHOOL: Ryan High School, Denton, Texas

ACQUIRED: Draft #3a (67th overall), 2023

NFL YEAR: 2nd • **YEAR WITH BRONCOS:** 2nd

NFL GAMES PLAYED/STARTED: 17/4

SANDERS AT A GLANCE:

- A second-year linebacker who made 17 appearances (4 starts) during his rookie season with Denver in 2023, totaling 22 tackles (12 solo), one fumble recovery and two special-teams tackles.
- Appeared in 36 career games (15 starts) over three seasons at the University of Alabama (2020-21) and the University of Arkansas (2022).
- Totaled 136 tackles (56 solo), 10.5 sacks (52 yds.), one interception (13 yds.), eight passes defended, three forced fumbles and one fumble recovery during his college career.
- Was second in the SEC and 15th in the country in sacks (9.5) in 2022 while also making 103 tackles (40 solo), 13.5 tackles for loss, one interception (13 yds.), six passes defended, three forced fumbles and one fumble recovery.
- Became the first Arkansas linebacker to earn first-team All-America honors from the Associated Press since 1964.
- Played in 12 games (3 starts) at Alabama in 2021, totaling 24 tackles (12 solo), 2.5 tackles for loss, one sack (7 yds.) and two pass breakups to help the Crimson Tide win the SEC Championship.
- Made nine tackles (4 solo) and saw time on special teams in 12 games as a freshman with Alabama in 2020.
- Attended Ryan High School in Denton, Texas, where he was selected to the Under Armour All-America Game and was a 2019 Landry Player of the Year finalist.
- Made 119 tackles, including 10 tackles for loss, eight sacks and three interceptions, two of which were returned for scores, in 2018 to earn SportsDayHS Utility Player of the Year honors.
- Selected by the Broncos in the third round (67th overall) of the 2023 NFL Draft.

CAREER TRANSACTIONS: Signed by Denver as a draft pick 5/18/23.



2023: Sanders finished his rookie season with 22 tackles (12 solo) and one fumble recovery in 17 games (4 starts) after being drafted in the third round (67th overall) of the 2023 NFL Draft... Made his NFL debut in the season opener vs. L.V. (9/10)... Made his first career start in Week 3 at Mia. (9/24), totaling one assisted tackle... Totaled a career-high seven tackles (5 solo) in the 21-point comeback win at Chi. (10/1)... Recovered a muffed punt at the Kansas City 10-yard line and set up a touchdown in the win vs. K.C. (10/29).

COLLEGE: Sanders played in 36 games (15 starts) at Arkansas (2022) and Alabama (2020-21), totaling 136 tackles (56 solo), 10.5 sacks (52 solo), one interception (13 yds.), eight passes defended, three forced fumbles and one fumble recovery... Was a unanimous All-America selection at Arkansas in 2022 and became the first Arkansas linebacker to earn first-team All-America honors from the Associated Press since 1964... Was also named first-team

All-SEC by the AP and league's coaches... Ranked second in the conference and 15th in the nation with 9.5 sacks (45 yds.) along with 103 tackles (40 solo), 13.5 tackles for loss, one interception (13 yds.), six passes defended, three forced fumbles and one fumble recovery... Played in 12 games (3 starts) at Alabama in 2021, totaling 24 tackles (12 solo), 2.5 tackles for loss, one sack (7 yds.) and two passes defended... Helped Alabama win the SEC Championship vs. Georgia (12/4) to reach the national championship game... Made nine tackles (4 solo) and saw time on special teams in 12 games as a freshman in 2020 with Alabama.

PERSONAL: Sanders attended Ryan High School in Denton, Texas, where he was selected to the Under Armour All-America Game... Was also named a 2019 Landry Day of the Year finalist, which goes to the top high school football player in North Texas... Named the 2018 SportsDayHS Utility Player of the Year after making 119 tackles, including 10 tackles for loss, eight sacks and three interceptions, two of which were returned for scores... Majored in Finance at the University of Arkansas... Drew Sanders was born on Dec. 31, 2000, in Denton, Texas.

SANDERS' REGULAR SEASON RECORD

Year	Club	G	S	UT	A	TT	S-Yds.	I-Yds.	PD	FF	FR	TD-Int.	TD-FR	S	Pts.
2023	Denver	17	4	12	10	22	0-0	0-0	0	0	1	0	0	0	0
CAREER TOTALS		17	4	12	10	22	0-0	0-0	0	0	1	0	0	0	0

ADDITIONAL STATISTICS: *Special-teams tackles* — 2023 (2), TOTAL (2).

DREW SANDERS' CAREER GAME-BY-GAME

(Victories asterisked)

2023 DENVER (8-9)		TACKLES										
Date	Opponent	P/S	UT	A	TT	S-Yds.	I-Yds.	PD	FF	FR	TD-Int.	TD-FR
Sept 10	vs. Las Vegas	P	0	0	0	0-0	0-0	0	0	0	0	0
Sept 17	vs. Washington	P	0	0	0	0-0	0-0	0	0	0	0	0
Sept 24	at Miami	S	0	1	1	0-0	0-0	0	0	0	0	0
Oct 1	at Chicago*	S	5	2	7	0-0	0-0	0	0	0	0	0
Oct 8	vs. N.Y. Jets	P	0	0	0	0-0	0-0	0	0	0	0	0
Oct 12	at Kansas City	S	0	1	1	0-0	0-0	0	0	0	0	0
Oct 22	vs. Green Bay*	P	0	0	0	0-0	0-0	0	0	0	0	0
Oct 29	vs. Kansas City*	S	0	0	0	0-0	0-0	0	0	0	0	1
Nov 13	at Buffalo*	P	0	0	0	0-0	0-0	0	0	0	0	0
Nov 19	vs. Minnesota*	P	0	0	0	0-0	0-0	0	0	0	0	0
Nov 26	vs. Cleveland*	P	1	1	2	0-0	0-0	0	0	0	0	0
Dec 3	at Houston	P	0	0	0	0-0	0-0	0	0	0	0	0
Dec 10	at L.A. Chargers*	P	1	1	2	0-0	0-0	0	0	0	0	0
Dec 16	at Detroit	P	0	1	1	0-0	0-0	0	0	0	0	0
Dec 24	vs. New England	P	1	2	3	0-0	0-0	0	0	0	0	0
Dec 31	vs. L.A. Chargers*	P	3	0	3	0-0	0-0	0	0	0	0	0
Jan 7	at Las Vegas	P	1	1	2	0-0	0-0	0	0	0	0	0
Season Totals			17/4	12	10	22	0-0	0-0	0	0	1	0



WILL SHERMAN

78

GUARD



6-4 • 300 • 3RD YR. • COLORADO

BORN: May 27, 1999, in Raleigh, N.C.

HIGH SCHOOL: Allen (Texas) High School

ACQUIRED: Free Agent, 2022

NFL YEAR: 3rd • **YEAR WITH BRONCOS:** 2nd

NFL GAMES PLAYED/STARTED: 1/0

SHERMAN AT A GLANCE:

- A third-year guard who has appeared in one contest with New England in 2021 and also spent



time on Denver's practice squad and active roster in 2022, appearing in six special teams snaps.

- Played in 24 games (21 starts) at the University of Colorado (2017-19).
- Named second-team All-District as a senior and honorable mention All-District during his junior season at Allen (Texas) High School.
- Entered the NFL with New England as a draft choice on May 11, 2021.
- Signed by Denver as a free agent on Sept. 2, 2022.

CAREER TRANSACTIONS: Signed by New England as a draft choice 5/11/21; Waived by New England 8/31/21; Signed by New England (practice squad) 9/1/21; Re-signed by New England 1/17/22; Waived by New England 8/30/22; Signed by Denver (practice squad) 9/2/22; Signed by Denver (active roster) 1/3/23; Waived by Denver 8/29/23; Signed by Denver (practice squad) 8/31/23; Signed by Denver to a future contract 1/9/24.

2023: Sherman spent the season competing on Denver's practice squad

2022: Sherman spent most of the season competing on Denver's practice squad ... Was promoted ahead of the Broncos' Week 18 matchup vs. LAC (1/8), but did not play.

2021: Sherman appeared in one game for New England, playing in six special-teams snaps.

COLLEGE: Sherman played in 24 games (21 starts) at the University of Colorado... Played and started all 12 games at right tackle in 2019, appearing in 836 of a possible 850 offensive plays and added 67 knockdown blocks... As a sophomore, named All-Pac 12 honorable mention by the league's coaches after playing in all 12 games (9 starts) and appearing in 750 offensive plays.

PERSONAL: Sherman prepped at Allen (Texas) High School, playing with Cardinals quarterback Kyler Murray... Compiled a 44-2 record at Allen from his sophomore year on and was named second-team All-District as a senior... Garnered honorable mention All-District honors as a junior... Also participated in track and field, throwing shot put and discus... Will Sherman was born on May 27, 1999, in Raleigh, N.C.

SHERMAN'S REGULAR SEASON RECORD

Year	Club	G	S
2021	New England	1	0
2022	Denver	0	0
CAREER TOTALS		1	0



DAVID SILLS V

87

WIDE RECEIVER

6-3 • 211 • 5TH YR. • WEST VIRGINIA

BORN: May 29, 1996, in Wilmington, Del.

HIGH SCHOOL: Eastern Christian Academy, Elkton, Md.

ACQUIRED: Free Agent, 2023

NFL YEAR: 5th • **YEAR WITH BRONCOS:** 2nd

NFL GAMES PLAYED/STARTED: 16/7



SILLS V AT A GLANCE:

- A fifth-year wide receiver who appeared in 16 regular season games (7 starts) with the New York Giants (2019-22) and Denver Broncos (2023), totaling 13 catches for 123 yards (9.5 avg.).
- Played in nine games (5 starts), totaling 11 catches for 106 yards (9.6 avg.) in 2022 with New York.
- Played wide receiver at West Virginia (2015, '17-19) and quarterback at El Camino Community College (2016).
- Played a total of 33 games (26 starts) at West Virginia, totaling 132 receptions for 2,097 yards (15.6 avg.) with 35 touchdowns in his career
- Left West Virginia ranking second all-time in receiving scores and was the only player in program history to record at least 15 receiving touchdowns in two different seasons
- Entered the NFL as a college free agent with Buffalo on May 9, 2019.
- Signed by the Broncos to their practice squad on 8/31/23.

CAREER TRANSACTIONS: Signed by Buffalo as a college free agent 5/9/19; Waived by Buffalo 8/31/19; Signed by N.Y. Giants (practice squad) 9/2/19; Signed by N.Y. Giants (active roster) 12/17/19; Signed by N.Y. Giants 1/7/21; Waived by N.Y. Giants 8/31/21; Signed by N.Y. Giants (practice squad) 9/1/21; Signed by N.Y. Giants (active roster) 10/23/21; Waived by N.Y. Giants 10/26/21; Signed by N.Y. Giants (practice squad) 10/27/21; Signed by N.Y. Giants 3/11/22; Waived by N.Y. Giants 12/31/22; Signed by N.Y. Giants (practice squad) 1/3/23; Signed by N.Y. Giants 1/26/23; Waived by N.Y. Giants 8/29/23; Signed by Denver (practice squad) 8/31/23; Signed by Denver to a future contract 1/9/24.



2023: Sills V appeared in three games (1 start) with Denver after competing with the club's practice squad for most of the season... Was signed to the Broncos practice squad after training camp from the Giants... Made his first appearance as a Bronco at Buf. (11/13).

2022: Sills V played in nine games (5 starts), totaling 11 catches for 106 yards (9.6 avg.)... Set a career high with three catches for 37 yards (12.3 avg.) vs. Car. (9/18)... Made two catches for 20 yards (10.0 avg.) vs. Dal. (9/26)... Totaled two catches for 12 yards (6.0 avg.) in a start at G.B. (10/9).

2021: Sills V appeared in four games (1 start), catching two passes for 17 yards (8.5 avg.)... Made his NFL debut vs. Car. (10/24)... Caught his first career pass for five yards at Phi. (12/26)... Made his first career start at Chi. (1/2), catching one pass for 12 yards.

2019: Sills V competed on the Giants' practice squad for most of the season before being promoted and made inactive for the final two contests... Originally signed with Buffalo as a college free agent and spent the offseason and training camp with the club.

COLLEGE: Sills V played wide receiver at West Virginia (2015, '17-19) and quarterback at El Camino Community College (2016)... Played a total of 33 games (26 starts) at West Virginia, totaling 132 receptions for 2,097 yards (15.6 avg.) with 35 touchdowns in his career... Left West Virginia ranking second all-time in receiving scores and was the only player in program history to record at least 15 receiving touchdowns in two different seasons... Was named first-team All-Big 12 in 2018 after catching 65 passes for 986 yards (15.2 avg.) with 15 scores in 12 games... Earned All-Big 12 First Team accolades after totaling 980 yards and 18 touchdowns on 60 receptions (16.3 avg.) in 13 starts in 2017... Was selected to the Southern California Football Association All-Central League second team in 2016 after completing 127 of 237 passes for 1,636 yards and 15 touchdowns.

PERSONAL: Sills V attended Eastern Christian Academy where he played quarterback and completed 38-of-74 passes for 594 yards with seven touchdowns in 2014 in three games... Missed the remainder of his senior season after breaking his ankle... Was named Maryland All-State and Maryland Private School All-State First Team after throwing for 2,688 yards and 27 touchdowns on 202-of-318 throwing in 2013... Also rushed for 672 yards with 15 touchdowns... David Sills V was born on May 29, 1996, in Wilmington, Del.

SILLS V'S REGULAR SEASON RECORD

Year	Club	RECEIVING							SCORING					
		G	S	No.	Yds.	Avg.	LG	TD	TD	TDru	TDre	TDrt	2pt	Pts.
2019	N.Y. Giants	0	0	0	0	—	—	0	0	0	0	0	0	0
2021	N.Y. Giants	4	1	2	17	8.5	12	0	0	0	0	0	0	
2022	N.Y. Giants	9	5	11	106	9.6	24	0	0	0	0	0	0	
2023	Denver	3	1	0	0	—	—	0	0	0	0	0	0	
CAREER TOTALS		16	7	13	123	9.5	24	0	0	0	0	0	0	

SILLS V'S SINGLE GAME HIGHS


(Postseason in parentheses)

Receptions — 3, vs. Carolina, 9/18/22 (None). **Receiving yards** — 37, vs. Carolina, 9/8/19 (None). **Longest reception** — 24, 37, vs. Carolina, 9/18/22 (None).

DAVID SILLS V'S CAREER GAME-BY-GAME

(Victories asterisked)

2019 N Y GIANTS (4-12)			RECEIVING					SCORING	
Date	Opponent	P/S	No.	Yds.	Avg.	LG	TD	2pt.	Pts.
Games 1-14			PRACTICE SQUAD						
Dec 22	at Washington*		INACTIVE						
Dec 29	vs. Philadelphia		INACTIVE						
Season Totals			0/0	0	0	—	—	0	0
2021 N Y GIANTS (4-13)			RECEIVING					SCORING	
Date	Opponent	P/S	No.	Yds.	Avg.	LG	TD	2pt.	Pts.
Games 1-6			PRACTICE SQUAD						
Oct 24	vs. Carolina*	P	0	0	—	—	0	0	0
Games 8-14			PRACTICE SQUAD						
Dec 26	at Philadelphia	P	1	5	5.0	5	0	0	0
Jan 2	at Chicago	S	1	12	12.0	12	0	0	0
Jan 9	vs. Washington	P	0	0	—	—	0	0	0
Season Totals			4/1	2	17	8.5	12	0	0
2022 N Y GIANTS (9-7-1)			RECEIVING					SCORING	
Date	Opponent	P/S	No.	Yds.	Avg.	LG	TD	2pt.	Pts.
Sept 11	at Tennessee*	S	0	0	—	—	0	0	0
Sept 18	vs. Carolina*	S	3	37	12.3	24	0	0	0
Sept 26	vs. Dallas	S	2	20	10.0	14	0	0	0
Oct 2	vs. Chicago*	S	1	5	5.0	5	0	0	0
Oct 9	at Green Bay*	S	2	12	6.0	7	0	0	0
Oct 16	vs. Baltimore*	P	1	8	8.0	8	0	0	0
Oct 23	at Jacksonville*	P	1	19	19.0	19	0	0	0
Oct 30	at Seattle	P	1	5	5.0	5	0	0	0
Games 9-11			INACTIVE						
Dec 4	vs. Washington	P	0	0	—	—	0	0	0
Games 13-15			INACTIVE						
Games 16-17			PRACTICE SQUAD						
Season Totals			9/5	11	106	9.6	24	0	0
2023 DENVER (8-9)			RECEIVING					SCORING	
Date	Opponent	P/S	No.	Yds.	Avg.	LG	TD	2pt.	Pts.
Games 1-8			PRACTICE SQUAD						
Nov 13	at Buffalo*	P	0	0	—	—	0	0	0
Nov 19	vs. Minnesota*	P	0	0	—	—	0	0	0
Nov 26	vs. Cleveland*	S	0	0	—	—	0	0	0
Games 12-17			PRACTICE SQUAD						
Season Totals			3/1	0	0	—	—	0	0

**ALEX SINGLETON****49****INSIDE LINEBACKER****6-2 • 240 • 6TH YR. • MONTANA STATE****BORN:** Dec. 7, 1993, in Thousand Oaks, Calif.**HIGH SCHOOL:** Thousand Oaks (Calif.) High School**ACQUIRED:** Unrestricted Free Agent (Philadelphia), 2022**NFL YEAR:** 6th • **YEAR WITH BRONCOS:** 3rd**NFL GAMES PLAYED/STARTED:** 76/47 • **POSTSEASON GP/GS:** 2/1**SINGLETON AT A GLANCE:**

- A sixth-year inside linebacker from Montana State University who has appeared in 76 career regular-season games (47 starts) and two postseason contests (1 start) with Philadelphia (2019-21) and Denver (2022-23).
- Registered 571 tackles (345 solo), four sacks (29 yds.), two interceptions (59 yds., 2 TDs), 12 passes defended, two forced fumbles and five fumble recoveries during his career.
- Totaled the fourth-most tackles (571) among all NFL players since the 2020 season.
- Recorded the most double-digit tackle games (13) in a single season in 2023 by any NFL player since at least 1999.
- Produced the most tackles by a Bronco (175) in a single season since at least 1991 according to press box stats and also totaled two sacks (21 yds.), four passes defended and two fumble recoveries in 2023.
- Recorded 152 tackles (92 solo) along with three passes defended and one forced fumble during the 2022 season.
- Became the only NFL player since at least 1994 to have recorded multiple games of 20+ tackles in a single season during 2022.
- Tallied a team-high 130 tackles (76 solo), one interception (29 yds., 1 TD), four passes defended, one forced fumble and one fumble recovery in 16 games played (8 starts) with Philadelphia in 2021.
- Started 11-of-16 games played in 2020, tallying a team-high 114 tackles (72 solo), two sacks (8 yds.), one interception (30 yds., 1 TD), one pass defended and two fumble recoveries.
- Played three seasons (2016-18) with the CFL's Calgary Stampeders, amassing 311 tackles, four sacks, one interception, six forced fumbles and 17 special-teams tackles in 54 career games played.
- Appeared in 38 games over four seasons (2011-14) at Montana State, recording 275 tackles (173 solo), 4.5 sacks (18 yds.), five interceptions (31 yds., 1 TD), nine passes defended and three forced fumbles.
- Signed by the Broncos as an unrestricted free agent on March 20, 2022.
- Entered the NFL with Seattle as a college free agent on May 2, 2015.

CAREER TRANSACTIONS: Signed by Seattle as a college free agent 5/2/15; Waived by Seattle 8/5/15; Signed by Seattle 8/14/15; Waived by Seattle 9/5/15; Signed by New England (practice squad) 9/9/15; Released from New England's practice squad 9/16/15; Signed by Seattle (practice squad) 11/26/15; Released from Seattle's practice squad 12/15/15; Signed by Minnesota (practice squad) 12/22/15; Signed by Minnesota 1/11/16; Waived by Minnesota 4/13/16; Signed by Philadelphia 2/6/19; Waived by Philadelphia 8/30/19; Signed by Philadelphia (practice squad) 9/1/19; Re-signed by Philadelphia 3/25/21; Signed by Denver 3/20/22; Re-Signed by Denver 3/16/23.



2023: Singleton totaled the most tackles by a Bronco (175) in a single season since at least 1991 according to press box stats while totaling two sacks (21 yds.), four passes defended and two fumble recoveries... Also recorded the most double-digit tackle games (13) in a single season by any NFL player since at least 1999... Posted a team-high eight tackles (4 solo) and one pass defended in the season opener vs. L.V. (9/10)... Tallied 10 tackles (7 solo) at Mia. (9/24)... Had a team-high 12 tackles (4 solo) in the 21-point comeback win at Chi. (10/1), including making a critical fourth-and-one stop in the fourth quarter that set up a game-winning field goal by K Wil Lutz... Recorded his fourth-straight game with double-digit tackles after producing 10 tackles (9 solo) at K.C. (10/12)... Totaled a team-high 11 tackles (6 solo), including one tackle for loss in the win vs. G.B. (10/22)... That game marked Singleton's fifth-consecutive game with double-digit tackles, the longest such streak by a Bronco since LB Todd Davis in 2019 (6 games)... Led the team with seven tackles (6 solo) and

SINGLETON IN THE HISTORY BOOKS

MOST TACKLES BY A BRONCO, SINGLE SEASON
(ACCORDING TO PRESS BOX STATS)

Player	Season	Tackles	Solo	Assisted
1. Alex Singleton	2023	175	105	70
2. Michael Brooks	1992	170	109	61
3. Michael Brooks	1991	153	96	57
4. Alex Singleton	2022	152	92	60
5. Steve Atwater	1992	151	73	78

broke up his 10th career pass in a win vs. K.C. (10/29)... Had a team-high 11 tackles (3 solo) and recovered his fourth career fumble in a win at Buf. (11/13)... Produced a team-high and season-high 16 tackles (11 solo) and had one quarterback hit vs. Min. (11/19)... Made 10 tackles (4 solo) while also defending one pass and recovering one fumble in the win vs. Cle. (11/26)... Recorded his ninth double-digit tackle game of the season after totaling 12 tackles (8 solo) and also recorded his third career sack (10 yds.) at Hou. (12/3)... Posted one sack in a second consecutive game while also breaking up one pass and making 14 tackles (10 solo) at LAC (12/10)... Recorded a team-high 12 tackles (10 solo) vs. N.E. (12/24)... Tied the NFL record for most double-digit tackle games (12) in a single season since at least 1991 after totaling 11 tackles (7 solo) vs. LAC (12/31)... Finished the season with a 13-tackle (5 solo) performance at L.V. (1/7), setting the new NFL record for most double-digit tackle games in a season by a player since at least 1999.

2022: Singleton recorded 152 tackles (92 solo) along with three passes defended and one forced fumble... Also ranked second on the team in special-teams tackles (11) ... Tied S Justin Simmons for the team high in tackles (9) in his Broncos debut at Sea. (9/12)... Totaled the most special-teams tackles by a Bronco (3) since Josh Watson vs. L.V. (11/15/20) vs. S.F. (9/25)... Set a career high in tackles with 21 (19 solo) at LAC (10/17), which marks the most tackles made by a Bronco in a single game since at least 1994 and the most by any player since Buccaneers LB Kwon Alexander had 21 at Dal. (12/18/16)... Totaled seven tackles (4 solo) and a special-teams tackle at Ten. (11/13)... Tied for a team-high 11 tackles (8 solo) along with one tackle for loss and one QB hit vs. L.V. (11/20)... Totaled seven tackles (4 solo) at Car. (11/27)... Reached the 100-tackle mark for the third-straight season after notching 17 tackles (9 solo) at Bal. (12/4)... Produced six tackles (2 solo) and two special-teams tackles vs. K.C. (12/11)... Totaled eight tackles (5 solo) and two special-teams tackles vs. Ari. (12/18)... Became the first NFL player since at least 1994 to have produced multiple 20+ tackle games in a season after finishing with 20 tackles (13 solo) at LAR (12/25)... Tied for the team high in tackles (7) and forced a fumble on a punt that set up a 16-yard rushing score by QB Russell Wilson at K.C. (1/1)... Had a team-high 11 tackles (7 solo) vs. LAC (1/8).

2021: Singleton led the Eagles in tackles for the second consecutive year, totaling 130 tackles (76 solo) to go along with one interception (29 yds., 1 TD), four passes defended, one forced fumble and one fumble recovery in 16 games (8 starts) played... Finished the season ranked tied for 10th in tackles among NFC linebackers... Recorded 11 tackles (5 solo) vs. S.F. (9/19)... Nabbed second consecutive double-digit tackle performance, posting 10 tackles (5 solo) at Dal. (9/27)... Tallied 13 tackles (9 solo) at Car. (10/10)... Tied regular-season career high with 15 tackles (8 solo) and added one pass defended vs. T.B. (10/14)... Had one fumble recovery, three tackles (2 solo) and career-high three special-teams stops vs. LAC (11/7)... Totaled seven tackles (4 solo) and one pass defended vs. N.O. (11/21)... Collected one pass defended in his second consecutive game and had 11 tackles (7 solo) at NYG (11/28)... Forced his first career fumble and accumulated eight tackles (4 solo) vs. Was. (12/21)... Totaled his second career interception return for touchdown (29 yds.) and added 11 tackles (9 solo), one pass defended and one special-teams stop vs. NYG (12/26)... Registered 16 tackles (10 solo), one sack (4 yds.) and four tackles for loss in the Eagles' Wild Card Game at T.B. (1/16).

2020: Singleton, who lead the Eagles in tackles, tallied 114 tackles (72 solo), two sacks (8 yds.), one interception (30 yds., 1 TD), one pass defended and career-high two fumble recoveries in 16 games (11 starts) played... Amassed his first career interception, returning it 30 yards for a touchdown and added two solo tackles and one pass defended at S.F. (10/11)... Made 15 tackles (8 solo) at NYG (11/22)... Nabbed his first career fumble recovery and added 11 tackles (8 solo) and one sack at Cle. (11/15)... Recorded 11 tackles in three consecutive weeks (Weeks 13-15) and collected his second career fumble recovery at Ari. (12/20)... Registered 14 tackles (8 solo) and one sack (8 yds.) in the season finale vs. Was. (1/3).

2019: Singleton appeared in 10 games, logging 198 special-teams snaps and five special-teams tackles... Made his NFL debut in Week 7 at Dal. (10/20) after spending the first six weeks on the team's practice squad... Appeared in the Eagles' Wild Card Game vs. Sea. (1/5).

CANADIAN FOOTBALL LEAGUE: Singleton played three seasons (2016-18) with the CFL's Calgary Stampeders after being selected by the team with the sixth overall pick in 2016 CFL Draft... Amassed 311 tackles, four sacks, one interception, six forced fumbles and 17 special-teams tackles in 54 career games played.

2015: Singleton, who was signed by Seattle as a college free agent on May 2, competed with the Seahawks in training camp and was part of the Patriots, Seahawks and Vikings practice squads that season.

COLLEGE: Singleton appeared in 38 career games over four seasons at Montana State University (2011-14), totaling 275 tackles (173 solo), 4.5 sacks (18 yds.), five interceptions (31 yds., 1 TD), nine passes defended and three forced fumbles... Entered the 2014 season on the CFPA National Watch List as one of the top players in the FCS at his position.

PERSONAL: Singleton prepped at Thousand Oaks (Calif.) High School, where he received all-conference and all-county honors... Named to the All-CIF (California Interscholastic Federation) Northern Division team and earned defensive MVP honors... Started the "Tackling Inclusive" initiative in 2020, which raised money for Special Olympics Pennsylvania programs... Alex Singleton was born on Dec. 7, 1993, in Thousand Oaks, Calif.

SINGLETON'S REGULAR SEASON RECORD

Year	Club	G	S	UT	A	TT	S-Yds.	I-Yds.	PD	FF	FR	TD-Int.	TD-FR	S	Pts.
2019	Philadelphia	10	0	0	0	0	0-0	0-0	0	0	0	0	0	0	0
2020	Philadelphia	16	11	72	42	114	2-8	1-30	1	0	2	1	0	0	6
2021	Philadelphia	16	8	76	54	130	0-0	1-29	4	1	1	1	0	0	6
2022	Denver	17	12	92	60	152	0-0	0-0	3	1	0	0	0	0	0
2023	Denver	17	16	105	70	175	2-21	0-0	4	0	2	0	0	0	0
CAREER TOTALS		76	47	345	226	571	4-29	2-59	12	2	5	2	0	0	12

ADDITIONAL STATISTICS: *Special-teams tackles* — 2019 (5), 2020 (6), 2021 (7), 2022 (10), 2023 (2), **TOTAL (30).**

SINGLETON'S POSTSEASON RECORD

Year	Club	G	S	UT	A	TT	S-Yds.	I-Yds.	PD	FF	FR	TD-Int.	TD-FR	S	Pts.
2019	Philadelphia	1	0	0	0	0	0-0	0-0	0	0	0	0	0	0	0
2021	Philadelphia	1	1	10	6	16	1-4	0-0	0	0	0	0	0	0	0
CAREER TOTALS		2	1	10	6	16	1-4	0-0	0	0	0	0	0	0	0

SINGLETON'S SINGLE GAME HIGHS

(Postseason in parentheses)

Tackles — 21, at L.A. Chargers, 10/17/22 (16, at Tampa Bay, 1/16/22). **Sacks** — 1, 4x: last: at L.A. Chargers, 12/10/23 (1, at Tampa Bay, 1/16/22). **Sack yards** — 11, at L.A. Chargers, 12/10/23 (4, at Tampa Bay, 1/16/22). **Interceptions** — 1, twice, last: vs. N.Y. Giants, 12/26/21 (none). **Interception yards** — 30, at San Francisco, 10/4/20 (none). **Interceptions TDs** — 1, twice, last: vs. N.Y. Giants, 12/26/21 (none). **Pass defended** — 2, vs. Houston, 9/18/22 (none). **Forced fumbles** — 1, vs. Washington, 12/21/21 (none). **Fumble Recoveries** — 1, 5x, last: vs. Cleveland, 11/26/23 (none).

ALEX SINGLETON'S CAREER GAME-BY-GAME

(Victories asterisked)

2019 PHILADELPHIA (9-7)		TACKLES									
Date	Opponent	P/S	UT	A	TT	S-Yds.	I-Yds.	PD	FF	FR	
Games 1-6											
PRACTICE SQUAD											
Oct 20	at Dallas	P	0	0	0	0-0	0-0	0	0	0	
Oct 27	at Buffalo*	P	0	0	0	0-0	0-0	0	0	0	
Nov 3	vs. Chicago*	P	0	0	0	0-0	0-0	0	0	0	
Nov 17	vs. New England	P	0	0	0	0-0	0-0	0	0	0	
Nov 24	vs. Seattle	P	0	0	0	0-0	0-0	0	0	0	
Dec 1	at Miami	P	0	0	0	0-0	0-0	0	0	0	
Dec 9	vs. N.Y. Giants*	P	0	0	0	0-0	0-0	0	0	0	
Dec 15	at Washington*	P	0	0	0	0-0	0-0	0	0	0	
Dec 22	vs. Dallas*	P	0	0	0	0-0	0-0	0	0	0	
Dec 29	at N.Y. Giants*	P	0	0	0	0-0	0-0	0	0	0	
Season Totals			10/0	0	0	0	0-0	0-0	0	0	0
Jan 5	vs. Seattle§	P	0	0	0	0-0	0-0	0	0	0	
Postseason Totals			1/0	0	0	0	0-0	0	0	0	

§NFC Wild Card Game

2020 PHILADELPHIA (4-11-1)		TACKLES									
Date	Opponent	P/S	UT	A	TT	S-Yds.	I-Yds.	PD	FF	FR	
Sept 13	at Washington	P	0	0	0	0-0	0-0	0	0	0	
Sept 20	vs. L.A. Rams	P	0	0	0	0-0	0-0	0	0	0	
Sept 27	vs. Cincinnati	P	0	1	1	0-0	0-0	0	0	0	
Oct 4	at San Francisco*	P	2	0	2	0-0	1-30	1	0	0	
Oct 11	at Pittsburgh	P	3	1	4	0-0	0-0	0	0	0	
Oct 18	vs. Baltimore	S	4	5	9	0-0	0-0	0	0	0	
Oct 22	vs. N.Y. Giants*	S	5	0	5	0-0	0-0	0	0	0	
Nov 1	vs. Dallas*	S	4	3	7	0-0	0-0	0	0	0	
Nov 15	at N.Y. Giants	S	8	7	15	0-0	0-0	0	0	0	
Nov 22	at Cleveland	S	8	3	11	1-0	0-0	0	0	1	
Nov 30	vs. Seattle	S	3	2	5	0-0	0-0	0	0	0	
Dec 6	at Green Bay	S	7	4	11	0-0	0-0	0	0	0	
Dec 13	vs. New Orleans*	S	8	3	11	0-0	0-0	0	0	0	
Dec 20	at Arizona	S	7	4	11	0-0	0-0	0	0	1	
Dec 27	at Dallas	S	5	3	8	0-0	0-0	0	0	0	
Jan 3	vs. Washington	S	8	6	14	1-8	0-0	0	0	0	
Season Totals			16/11	72	42	114	2-8	1-30	1	0	2

2021 PHILADELPHIA (9-8)		TACKLES									
Date	Opponent	P/S	UT	A	TT	S-Yds.	I-Yds.	PD	FF	FR	
Sept 12	at Atlanta*	P	2	5	7	0-0	0-0	0	0	0	
Sept 19	vs. San Francisco	S	5	6	11	0-0	0-0	0	0	0	
Sept 27	at Dallas	S	5	5	10	0-0	0-0	0	0	0	
Oct 3	vs. Kansas City	S	6	3	9	0-0	0-0	0	0	0	
Oct 10	at Carolina*	S	9	4	13	0-0	0-0	0	0	0	
Oct 14	vs. Tampa Bay	P	8	7	15	0-0	0-0	1	0	0	
Oct 24	at Las Vegas	P	7	2	9	0-0	0-0	0	0	0	
Oct 31	at Detroit*	P	0	0	0	0-0	0-0	0	0	0	
Nov 7	at L.A. Chargers	P	2	1	3	0-0	0-0	0	0	1	
Nov 14	at Denver*	P	0	0	0	0-0	0-0	0	0	0	
Nov 21	vs. New Orleans*	P	4	3	7	0-0	0-0	1	0	0	
Nov 28	at N.Y. Giants	S	7	4	11	0-0	0-0	1	0	0	
Dec 5	at N.Y. Jets*	S	4	4	8	0-0	0-0	0	0	0	
Dec 21	vs. Washington*	P	4	4	8	0-0	0-0	0	1	0	
Dec 26	at N.Y. Giants*	S	9	2	11	0-0	1-29	1	0	0	
Jan 2	at Washington*	S	4	4	8	0-0	0-0	0	0	0	
Jan 8	vs. Dallas										
RESERVE/COVID-19											
Season Totals			16/8	76	54	130	0-0	1-29	4	1	1
Jan 16	at Tampa Bay\$	S	10	6	16	1-4	0-0	0	0	0	
Postseason Totals			1/1	10	6	16	1-4	0-0	0	0	0

\$NFC Wild Card Game

2022 DENVER (5-12)		TACKLES									
Date	Opponent	P/S	UT	A	TT	S-Yds.	I-Yds.	PD	FF	FR	
Sept 12	at Seattle	S	4	5	9	0-0	0-0	0	0	0	
Sept 18	vs. Houston*	S	1	4	5	0-0	0-0	2	0	0	
Sept 25	vs. San Francisco*	P	0	0	0	0-0	0-0	0	0	0	
Oct 2	at Las Vegas	P	0	0	0	0-0	0-0	0	0	0	
Oct 6	vs. Indianapolis	P	5	4	9	0-0	0-0	0	0	0	
Oct 17	at L.A. Chargers	S	19	2	21	0-0	0-0	1	0	0	
Oct 23	vs. N.Y. Jets	S	4	7	11	0-0	0-0	0	0	0	
Oct 30	at Jacksonville*	P	3	1	4	0-0	0-0	0	0	0	
Nov 13	at Tennessee	S	4	3	7	0-0	0-0	0	0	0	
Nov 20	vs. Las Vegas	S	8	3	11	0-0	0-0	0	0	0	
Nov 27	at Carolina	S	4	3	7	0-0	0-0	0	0	0	
Dec 4	at Baltimore	S	8	8	16	0-0	0-0	0	0	0	
Dec 11	vs. Kansas City	S	2	4	6	0-0	0-0	0	0	0	
Dec 18	vs. Arizona*	S	5	3	8	0-0	0-0	0	0	0	
Dec 25	at L.A. Rams	S	14	6	20	0-0	0-0	0	0	0	
Jan 1	at Kansas City	P	4	3	7	0-0	0-0	0	1	0	
Jan 8	vs. L.A. Chargers*	S	7	4	11	0-0	0-0	0	0	0	
Season Totals			17/12	92	60	152	0-0	0-0	3	1	0

2023 DENVER (8-9)		TACKLES									
Date	Opponent	P/S	UT	A	TT	S-Yds.	I-Yds.	PD	FF	FR	
Sept 10	vs. Las Vegas	S	4	4	8	0-0	0-0	1	0	0	
Sept 17	vs. Washington	P	3	0	3	0-0	0-0	0	0	0	
Sept 24	at Miami	S	7	3	10	0-0	0-0	0	0	0	
Oct 1	at Chicago*	S	4	8	12	0-0	0-0	0	0	0	
Oct 8	vs. N.Y. Jets	S	5	5	10	0-0	0-0	0	0	0	
Oct 12	at Kansas City	S	9	1	10	0-0	0-0	0	0	0	
Oct 22	vs. Green Bay*	S	6	5	11	0-0	0-0	0	0	0	
Oct 29	vs. Kansas City*	S	6	1	7	0-0	0-0	0	0	0	
Nov 13	at Buffalo*	S	3	8	11	0-0	0-0	0	0	1	
Nov 19	vs. Minnesota*	S	11	5	16	0-0	0-0	0	0	0	
Nov 26	vs. Cleveland*	S	4	6	10	0-0	0-0	1	0	1	
Dec 3	at Houston	S	8	4	12	1-10	0-0	0	0	0	
Dec 10	at L.A. Chargers*	S	10	4	14	1-11	0-0	1	0	0	
Dec 16	at Detroit	S	3	2	5	0-0	0-0	0	0	0	
Dec 24	vs. New England	S	10	2	12	0-0	0-0	1	0	0	
Dec 31	vs. L.A. Chargers*	S	7	4	11	0-0	0-0	0	0	0	
Jan 7	at Las Vegas	S	5	8	13	0-0	0-0	0	0	0	
Season Totals			17/16	105	70	175	2-21	0-0	4	0	2



JL SKINNER

34

SAFETY



6-4 • 220 • 2ND YR. • BOISE STATE
BORN: April 16, 2001, in San Diego
HIGH SCHOOL: Point Loma High School, San Diego
ACQUIRED: Draft #6 (183rd overall), 2023
NFL YEARS: 2nd • **YEARS WITH BRONCOS:** 2nd
NFL GAMES PLAYED/STARTED: 2/0

SKINNER AT A GLANCE:

- A second-year safety who appeared in two games with the Broncos (2023).
- Started 31-of-44 games played at Boise State University from 2019-22, posting 208 tackles (133 solo), seven interceptions (50 yds.), 20 passes defended, two forced fumbles and three fumble recoveries.
- Was named first-team All-Mountain West in 2022 after making 65 tackles (36 solo), four interceptions (30 yds.) and eight passes defended in 12 starts.
- Started all 12 games in 2021, recording 92 tackles (66 solo), two interceptions (-1 yds.), seven passes defended, two forced fumbles and three fumble recoveries to earn All-Mountain West second team honors.
- Started all six games he played in during the 2020 season, totaling 37 tackles (24 solo), one interception (21 yds.) and two passes defended.
- Played in 14 games (1 start) as a freshman in 2019, producing 14 tackles (7 solo), 0.5 TFLs and three passes defended.
- Prepped at Point Loma High School in San Diego, where he was named first-team All-CIF San Diego Section as a senior and All-CIF San Diego Section and first-team All-Western League as a junior.
- Selected by the Broncos in the sixth round (183rd overall) of the 2023 NFL Draft.

CAREER TRANSACTIONS: Signed by Denver as a draft pick 5/12/23.



2023: Skinner appeared in two games during his rookie season with Denver after being selected in the sixth round (183rd overall) in the 2023 NFL Draft... Made his NFL debut vs. Min. (11/19)... Also played in the season finale at L.V. (1/7).

COLLEGE: Skinner played in 44 games (31 starts) at Boise State from 2019-22, totaling 208 tackles (133 solo), seven interceptions (50 yds.), 20 passes defended, two forced fumbles and three fumble recoveries... Was named first-team All-Mountain West in 2022 after producing 65 tackles (36 solo), four interceptions (30 yds.) and eight passes defended in 12 starts... Tied a career-high 13 tackles (2 solo) at UTEP (9/23)... Was named Mountain West Defensive Player of the Week after totaling two interceptions (3 yds.) and five tackles (3 solo) at Wyoming (11/19) to help the Broncos clinch the Mountain Division... Earned All-Mountain West second team honors in 2021 after starting all 12 games, recording 92 tackles (66 solo), two interceptions (-1 yds.), seven passes defended, two forced fumbles and three fumble recoveries... Led the team in tackles, solo tackles and fumble recoveries while he tied for the second most forced fumbles... Started all six games he appeared in during the 2020 season, totaling 37 tackles (24 solo), one interception (21 yds.) and two passes defended... Played in 14 games (1 start), producing 14 tackles (7 solo), 0.5 TFLs and three passes defended in 2019.

PERSONAL: Skinner attended Point Loma High School in San Diego, Calif., where he earned first-team All-CIF San Diego Section as a senior, leading the team to the CIF San Diego Section Division II quarterfinals... Named All-CIF San Diego Section and first-team All-Western League as a junior after recording 33 tackles and one interception... Lettered in football, basketball and track and field.. Majored in psychology at Boise State University... JL Skinner was born on April 16, 2001, in San Diego.

SKINNER'S REGULAR SEASON RECORD

Year	Club	G	S	UT	A	TT	S-Yds.	I-Yds.	PD	FF	FR	TD-Int.	TD-FR	S	Pts.
2023	Denver	2	0	0	0	0	0-0	0-0	0	0	0	0	0	0	0
CAREER TOTALS		2	0	0	0	0	0-0	0-0	0	0	0	0	0	0	0

JL SKINNER'S CAREER GAME-BY-GAME

(Victories asterisked)

2023 DENVER (8-9)		TACKLES								
Date	Opponent	P/S	UT	A	TT	S-Yds.	I-Yds.	PD	FF	FR
Games 1-9				INACTIVE						
Nov 19	vs. Minnesota*	P	0	0	0	0-0	0-0	0	0	0
Games 11-16				INACTIVE						
Jan 7	at Las Vegas	P	0	0	0	0-0	0-0	0	0	0
Season Totals		2/0	0	0	0	0-0	0-0	0	0	0



ANDRE SMITH

96

LINEBACKER

6-0 • 240 • 7TH YR. • NORTH CAROLINA

BORN: April 20, 1997, in Jacksonville, Fla.

HIGH SCHOOL: Trinity Christian Academy, Jacksonville, Fla.

ACQUIRED: Unrestricted Free Agent (Atlanta), 2024

NFL YEAR: 7th • **YEAR WITH BRONCOS:** 1st

NFL GAMES PLAYED/STARTED: 62/1 • **POSTSEASON GP/GS:** 5/0



SMITH AT A GLANCE:

- A seventh-year linebacker who has appeared in 62 regular-season games (1 start) and five post-season games with Carolina (2018-19), Buffalo (202-21), Tennessee (2022) and Atlanta (2023).
- Appeared in 11 games with Atlanta in 2023, totaling a career-high 16 tackles (10 solo), one pass defended, one forced fumble and one fumble recovery.
- In 2021, played in 15 games, recovering one fumble and making a career-high 10 tackles in 260 special-teams snaps.
- Played collegiately at the University of North Carolina (2014-15), where he played in 29 games (14 starts) and totaled 187 tackles (90 solo), two sacks (20 yds.), two interceptions (101 yds.), seven passes defended and two forced fumbles.
- Attended Trinity Christian Academy in Jacksonville, Fla., where he was a member of the *Jacksonville Times-Union* Super 75
- Selected by the Panthers in the seventh round (234th overall) of the 2018 NFL Draft.
- Signed by Denver as an unrestricted free agent (Atlanta) on June 13, 2024.

CAREER TRANSACTIONS: Signed by Carolina as a draft choice 5/11/18; Traded to Buffalo 8/31/20; Waived by Buffalo 9/5/20; Signed by Buffalo (practice squad) 9/6/20; Waived by Buffalo 10/17/22; Signed by Tennessee (practice squad) 11/15/22; Signed by Atlanta 5/15/23; Released by Atlanta 8/29/23; Signed by Atlanta (practice squad) 8/30/23; Released by Atlanta 10/10/23; Signed by Atlanta (practice squad) 10/11/23; Signed by Atlanta (active roster) 11/7/23; Signed by Denver 6/13/24.



2023: Smith appeared in 11 games with Atlanta, totaling a career-high 16 tackles (10 solo), one pass defended, one forced fumble and one fumble recovery... Also made three tackles on 211 special-teams snaps... Recovered one fumble and tallied two special-teams tackles at NYJ (12/3)... Made a career-high eight defensive tackles (5 solo) and also forced one fumble vs. T.B. (12/10)... Posted one pass defended and tied his career high with eight defensive tackles (5 solo) in the season finale at N.O. (1/7).

2022: Smith played in five games with Tennessee after signing with the team's practice squad on Nov. 15, appearing in 81 special-teams snaps and making six tackles on special teams... Recorded at least one special-teams tackle in four of the five games that he appeared in... Posted two solo tackles on special teams in his second appearance of the season at LAC (12/18)... Made another two special-teams tackles in Week 18 at Jac. (1/7).

2021: Smith played in 15 games, recovering one fumble and making a career-high 10 tackles in 260 special-teams snaps... Made two special-teams tackles in Week 4 vs. Hou. (10/3)... Recovered one fumble at K.C. (10/10)... Had another two-tackle game on special teams at N.O. (11/25).

2020: Smith played in 12 regular-season games, totaling seven tackles (6 solo) and one forced fumble while also playing in three postseason games, making one tackle on special teams... Tallied two solo tackles vs. N.E. (11/1)... Registered five tackles (4 solo) and forced one fumble vs. Mia. (1/3)... Made special-teams tackles in games at Ari. (11/15) and at N.E. (12/28).

2019: Smith played in 315 special-teams snaps with Carolina, totaling four special-teams tackles along with making one solo defensive tackle in 16 games... Made one special-teams tackle in games at Ari. (9/22), vs. Jac. (10/6), vs. Was. (12/1) and vs. Sea. (12/15)... Recorded one solo tackle in the season finale vs. N.O. (12/29).

2018: Smith appeared in three games after being drafted in the seventh-round (234th overall) of the 2018 NFL Draft by Carolina... Totaled one defensive tackle and two special-teams tackles... Made his NFL debut in Week 5 vs. NYG (10/7), where he made one special-teams tackle... Recorded his first career defensive tackle at N.O. (12/20), assisting on one tackle.

COLLEGE: Smith played collegiately at the University of North Carolina (2014-15), where he played in 29 games (14 starts) and totaled 187 tackles (90 solo), two sacks (20 yds.), two interceptions (101 yds.), seven passes defended and two forced fumbles... Started 12-of-13 games played in 2016, totaling 113 tackles (56 solo), one sack (9 yds.), three passes defended and one forced fumble... Tallied 53 tackles (2 solo), one sack (11 yds.), one interception (28 yds.), two passes defended and one forced fumble in 14 games in 2015.

PERSONAL: Smith attended Trinity Christian Academy in Jacksonville, Fla., where he was a member of the *Jacksonville Times-Union* Super 75... Helped lead Trinity to its second 3-A state title... As a senior, produced totals of 65 tackles, including 5.5 tackles for loss... Andre Smith was born on April 20, 1997, in Jacksonville, Fla.

SMITH'S REGULAR SEASON RECORD

Year	Club	G	S	UT	A	TT	S-Yds.	I-Yds.	PD	FF	FR	TD-Int.	TD-FR	S	Pts.
2018	Carolina	3	0	0	1	1	0-0	0-0	0	0	0	0	0	0	0
2019	Carolina	16	0	1	0	1	0-0	0-0	0	0	0	0	0	0	0
2020	Buffalo	12	0	6	1	7	0-0	0-0	0	1	0	0	0	0	0
2021	Buffalo	15	0	0	0	0	0-0	0-0	0	0	1	0	0	0	0
2022	Tennessee	5	0	0	0	0	0-0	0-0	0	0	0	0	0	0	0
2023	Atlanta	11	1	10	6	16	0-0	0-0	1	1	1	0	0	0	0
CAREER TOTALS		62	1	17	8	25	0-0	0-0	1	2	2	0	0	0	0

ADDITIONAL STATISTICS: Special-teams tackles — 2018 (2), 2019 (4), 2020 (2), 2021 (10), 2022 (6), 2023 (3), TOTAL (27).

SMITH'S POSTSEASON RECORD

Year	Club	G	S	UT	A	TT	S-Yds.	I-Yds.	PD	FF	FR	TD-Int.	TD-FR	S	Pts.
2020	Buffalo	3	0	0	0	0	0-0	0-0	0	0	0	0	0	0	0
2021	Buffalo	2	0	0	0	0	0-0	0-0	0	0	0	0	0	0	0
CAREER TOTALS		5	0	0	0	0	0-0	0-0	0	0	0	0	0	0	0

ADDITIONAL STATISTICS: Special-teams tackles — 2020 (1), 2021 (1), TOTAL (2).

SMITH'S SINGLE-GAME HIGHS

(Postseason in parentheses)

Tackles — 8, twice, last: at New Orleans, 1/7/24 (None). **Forced Fumble** — 1, twice, last: vs. Tampa Bay, 12/10/23 (none). **Fumble Recoveries** — 1, twice, last: at New York Jets, 12/3/23 (none). **Pass defended** — 1, at New Orleans, 1/7/24 (none).

ANDRE SMITH'S CAREER GAME-BY-GAME

(Victories asterisked)

2018 CAROLINA (7-9)		TACKLES									
Date	Opponent	P/S	UT	A	TT	S-Yds.	I-Yds.	PD	FF	FR	
Weeks 1-3											
Oct 7	vs. N.Y. Giants*	P	0	0	0	0-0	0-0	0	0	0	
Dec 23	vs. Atlanta	P	0	0	0	0-0	0-0	0	0	0	
Dec 30	at New Orleans*	P	0	1	1	0-0	0-0	0	0	0	
Weeks 7-17											
INACTIVE											
Season Totals		3/0	0	1	1	0-0	0-0	0	0	0	
2019 CAROLINA (5-11)		TACKLES									
Date	Opponent	P/S	UT	A	TT	S-Yds.	I-Yds.	PD	FF	FR	
Sept 8	vs. L.A. Rams	P	0	0	0	0-0	0-0	0	0	0	
Sept 12	vs. Tampa Bay	P	0	0	0	0-0	0-0	0	0	0	
Sept 22	at Arizona*	P	0	0	0	0-0	0-0	0	0	0	
Sept 29	at Houston*	P	0	0	0	0-0	0-0	0	0	0	
Oct 6	vs. Jacksonville*	P	0	0	0	0-0	0-0	0	0	0	
Oct 13	at Tampa Bay*	P	0	0	0	0-0	0-0	0	0	0	
Oct 27	at San Francisco	P	0	0	0	0-0	0-0	0	0	0	
Nov 3	vs. Tennessee*	P	0	0	0	0-0	0-0	0	0	0	
Nov 10	at Green Bay	P	0	0	0	0-0	0-0	0	0	0	
Nov 17	vs. Atlanta	P	0	0	0	0-0	0-0	0	0	0	
Nov 24	at New Orleans	P	0	0	0	0-0	0-0	0	0	0	
Dec 1	vs. Washington	P	0	0	0	0-0	0-0	0	0	0	
Dec 8	at Atlanta	P	0	0	0	0-0	0-0	0	0	0	
Dec 15	vs. Seattle	P	0	0	0	0-0	0-0	0	0	0	
Dec 22	at Indianapolis	P	0	0	0	0-0	0-0	0	0	0	
Dec 29	vs. New Orleans	P	1	0	1	0-0	0-0	0	0	0	
Season Totals		16/0	1	0	1	0-0	0-0	0	0	0	

2020 BUFFALO (13-3)		TACKLES									
Date	Opponent	P/S	UT	A	TT	S-Yds.	I-Yds.	PD	FF	FR	
Sept 13	vs. N.Y. Jets*			PRACTICE SQUAD							
Sept 20	at Miami*	P	0	0	0	0-0	0-0	0	0	0	
Weeks 3-4				DID NOT PLAY							
Oct 13	at Tennessee	P	0	0	0	0-0	0-0	0	0	0	
Oct 19	vs. Kansas City			DID NOT PLAY							
Oct 25	at N.Y. Jets*	P	0	0	0	0-0	0-0	0	0	0	
Nov 1	vs. New England*	P	2	0	2	0-0	0-0	0	0	0	
Nov 8	vs. Seattle*	P	0	0	0	0-0	0-0	0	0	0	
Nov 15	at Arizona	P	0	0	0	0-0	0-0	0	0	0	
Nov 29	vs. L.A. Chargers*	P	0	0	0	0-0	0-0	0	0	0	
Dec 7	at San Francisco*	P	0	0	0	0-0	0-0	0	0	0	
Dec 13	vs. Pittsburgh*	P	0	0	0	0-0	0-0	0	0	0	
Dec 19	at Denver*	P	0	0	0	0-0	0-0	0	0	0	
Dec 28	at New England*	P	0	0	0	0-0	0-0	0	0	0	
Jan 3	vs. Miami*	P	4	1	5	0-0	0-0	0	1	0	
Season Totals			12/0	6	1	7	0-0	0-0	0	1	0
Jan 9	vs. Indianapolis [‡]	P	0	0	0	0-0	0-0	0	0	0	
Jan 16	vs. Baltimore†	P	0	0	0	0-0	0-0	0	0	0	
Jan 24	at Kansas City	P	0	0	0	0-0	0-0	0	0	0	
Postseason Totals			3/0	0	0	0	0-0	0-0	0	0	0

‡AFC Wild Card Game; †AFC Divisional Playoff Game

2021 BUFFALO (11-6)		TACKLES									
Date	Opponent	P/S	UT	A	TT	S-Yds.	I-Yds.	PD	FF	FR	
Weeks 1-2				INACTIVE							
Sept 26	vs. Washington*	P	0	0	0	0-0	0-0	0	0	0	
Oct 3	vs. Houston*	P	0	0	0	0-0	0-0	0	0	0	
Oct 10	at Kansas City*	P	0	0	0	0-0	0-0	0	0	1	
Oct 18	at Tennessee	P	0	0	0	0-0	0-0	0	0	0	
Oct 31	vs. Miami*	P	0	0	0	0-0	0-0	0	0	0	
Nov 7	at Jacksonville	P	0	0	0	0-0	0-0	0	0	0	
Nov 14	at N.Y. Jets*	P	0	0	0	0-0	0-0	0	0	0	
Nov 21	vs. Indianapolis	P	0	0	0	0-0	0-0	0	0	0	
Nov 25	at New Orleans*	P	0	0	0	0-0	0-0	0	0	0	
Dec 6	vs. New England	P	0	0	0	0-0	0-0	0	0	0	
Dec 12	at Tampa Bay	P	0	0	0	0-0	0-0	0	0	0	
Dec 19	vs. Carolina*	P	0	0	0	0-0	0-0	0	0	0	
Dec 26	at New England*	P	0	0	0	0-0	0-0	0	0	0	
Jan 2	vs. Atlanta*	P	0	0	0	0-0	0-0	0	0	0	
Jan 9	vs. N.Y. Jets	P	0	0	0	0-0	0-0	0	0	0	
Season Totals			15/0	0	0	0	0-0	0-0	0	0	1
Jan 15	vs. New England [‡]	P	0	0	0	0-0	0-0	0	0	0	
Jan 23	at Kansas City†	P	0	0	0	0-0	0-0	0	0	0	
Postseason Totals			2/0	0	0	0	0-0	0-0	0	0	0

‡AFC Wild Card Game; †AFC Divisional Playoff Game

2022 BUF (13-3) / TEN (7-10)		TACKLES									
Date	Opponent	P/S	UT	A	TT	S-Yds.	I-Yds.	PD	FF	FR	
Weeks 1-6				RESERVE/SUSPENDED							
Weeks 7-10				NOT ON TEAM							
				SIGNED BY TENNESSEE PRACTICE SQUAD ON NOV. 15							
Nov 27	vs. Cincinnati	P	0	0	0	0-0	0-0	0	0	0	
Dec 18	at L.A. Chargers	P	0	0	0	0-0	0-0	0	0	0	
Dec 24	vs. Houston	P	0	0	0	0-0	0-0	0	0	0	
Dec 29	vs. Dallas	P	0	0	0	0-0	0-0	0	0	0	
Jan 7	at Jacksonville	P	0	0	0	0-0	0-0	0	0	0	
Season Totals			5/0	0	0	0	0-0	0-0	0	0	0

2023 ATLANTA (7-10)		TACKLES									
Date	Opponent	P/S	UT	A	TT	S-Yds.	I-Yds.	PD	FF	FR	
Sept 10	vs. Carolina*			PRACTICE SQUAD							
Sept 17	vs. Green Bay*	P	0	0	0	0-0	0-0	0	0	0	
Sept 24	at Detroit			PRACTICE SQUAD							
Oct 1	at Jacksonville	P	0	0	0	0-0	0-0	0	0	0	
Weeks 5-7				PRACTICE SQUAD							
Oct 29	at Tennessee	P	0	0	0	0-0	0-0	0	0	0	
Nov 5	vs. Minnesota			PRACTICE SQUAD							
Nov 12	at Arizona	P	0	0	0	0-0	0-0	0	0	0	
Nov 26	vs. New Orleans*	P	0	0	0	0-0	0-0	0	0	0	
Dec 3	at N.Y. Jets*	P	0	0	0	0-0	0-0	0	0	1	
Dec 10	vs. Tampa Bay	S	5	3	8	0-0	0-0	0	1	0	
Dec 17	at Carolina	P	0	0	0	0-0	0-0	0	0	0	
Dec 24	vs. Indianapolis*	P	0	0	0	0-0	0-0	0	0	0	
Dec 31	at Chicago	P	0	0	0	0-0	0-0	0	0	0	
Jan 7	at New Orleans	P	5	3	8	0-0	0-0	1	0	0	
Season Totals			11/1	10	6	16	0-0	0-0	1	1	1



TREMON SMITH

CORNERBACK**5-11 • 190 • 7TH YR. • CENTRAL ARKANSAS****BORN:** July 20, 1996, in Anniston, Ala.**HIGH SCHOOL:** Saks High School, Anniston, Ala.**ACQUIRED:** Unrestricted Free Agent (Houston), 2023**NFL YEAR:** 7th • **YEAR WITH BRONCOS:** 2nd**NFL GAMES PLAYED/STARTED:** 83/5 • **POSTSEASON GP/GS:** 3/0

SMITH AT A GLANCE:

- A seventh-year cornerback who has played in 83 career regular-season games (5 starts) and three postseason games with the Chiefs (2018-19), Packers (2019), Colts (2020), Texans (2021-22) and Broncos (2023).
- Recorded 30 tackles (21 solo), two interceptions (33 yds.), five passes defended, three forced fumbles and three fumble recoveries in the regular season while making one solo tackle and one fumble recovery in postseason play.
- Has also made 28 career special-teams tackles and tallied 2,323 kickoff return yards on 94 kickoff returns (24.7 avg.) with a score.
- Tied for the third-most games with at least 100 kickoff return yards (6) and fifth-most kickoff return yards (2,323) in the NFL since 2018.
- Competed in 17 games (2 starts) in 2022, setting career highs with tackles (16), interceptions (2), interception yards (33), passes defended (4) and forced fumbles (3).
- Played in all 17 games (2 starts) for Houston in 2021, making 13 tackles (8 solo), one fumble recovery and a career-high eight special-teams tackles.
- Totaled 886 kickoff return yards on 33 returns (26.8 avg.) in 14 games (1 start) in 2018.
- Totaled 146 tackles (113 solo), one sack (15 yds.) 15 interceptions (177 yds., 1 TD), 53 passes defended, two forced fumbles and one fumble recovery in 48 games during his four seasons at the University of Central Arkansas (2014-17).
- Named first team All-Southland Conference as a defensive back in 2016 after producing 35 total tackles (28 solo), 11 passes defended, two interceptions (32 yds.) and one fumble recovery.
- Selected first team All-Southland Conference as a defensive back in 2015 after starting 11 games and amassing 51 total tackles (42 solo), one sack, a career-high 12 passes defended, five interceptions (43 yds.) and two forced fumbles.
- Drafted by Kansas City as a sixth round (196th overall) selection in the 2018 NFL Draft.
- Signed by the Broncos as an unrestricted free agent (Houston) on March 16, 2023.

CAREER TRANSACTIONS: Signed by Kansas City as a college free agent 5/7/18; Waived by Kansas City 9/14/19; Acquired via waivers by Green Bay 9/16/19; Waived by Green Bay 10/14/19; Signed by Green Bay (practice squad) 10/16/19; Signed by Green Bay (active roster) 10/29/19; Waived by Green Bay 12/2/19; Signed by Philadelphia (practice squad) 12/4/19; Signed by Philadelphia 1/6/20; Waived by Philadelphia 7/26/20; Signed by Indianapolis 8/16/20; Waived by Indianapolis 9/5/20; Signed by Indianapolis (practice squad) 9/6/20; Signed by Indianapolis (active roster) 9/22/20; Signed by Houston 3/22/21; Re-signed by Houston 12/4/21; Signed by Denver 3/17/23.



2023: Smith played in all 17 games in his first year with Denver, totaling five special-teams tackles and returning one punt for 14 yards... Made his Broncos debut vs. L.V. (9/10)... Made his first special-teams tackle with the Broncos at Mia. (9/24)... Recovered a muffed punt in the game vs. NYJ (10/8)... Made two special-teams tackles in the win vs. K.C. (10/29)... Returned one punt for 14 yards vs. LAC (12/31).

2022: Smith competed in 17 games (2 starts), setting career highs with tackles (16), interceptions (2), interception yards (33), passes defended (4) and forced fumbles (3)... Also posted 417 kickoff return yards on 19 returns (21.9 avg.) and six tackles on special teams... Forced his first career fumble and made two special-teams tackles vs. Ind. (9/11)... Returned four kickoffs for 78 yards (19.5 avg.) at L.V. (10/23)... Made a special-teams tackle and forced a fumble vs. Ten. (10/30)... Had a 32-yard kickoff return at NYG (11/13)... Produced three solo tackles and also made his first two career interceptions (33 yds.) off Cowboys QB Dak Prescott at Dal. (12/11)... Posted a career-high 10 tackles (7 solo) along with a forced fumble and pass defended vs. K.C. (12/18)... Tallied 99 kickoff return yards on four returns (24.8 avg.) vs. Jac. (1/1)... Had three tackles (2 solo) and a pass defended at Ind. (1/8).

2021: Smith played in all 17 games (2 starts) for Houston, making 13 tackles (8 solo), one fumble recovery and a career-high eight special-teams tackles... Also returned 21 kickoffs for 538 yards (25.6 avg.) with one touchdown... Was one-of-eight NFL players to return a kickoff for a score during the season... Made two special-teams tackles vs. Jac. (9/12)... Had a season-high four tackles (2 solo) at Cle. (9/19)... Posted another two tackles on special-teams at Buf. (10/3)... Was involved in two special-teams tackles and returned a kickoff 44 yards vs. LAR (10/31)... Recovered a fumble at Ten. (11/21)... Returned two kickoffs for 50 yards (25.0 avg.)... Posted 48 yards on two kickoff returns vs. Ind. (12/5)... Contributed a season-high 121 kickoff return yards on two returns (60.5) and scored his first kickoff return touchdown at Jac. (12/19)... Tied his season-high four tackles (3 solo) vs. LAC (12/26)... Returned five kickoffs for 98 yards (19.6 avg.) at S.F. (1/2).

2020: Smith played in 10 games with the Colts, making two tackles on special teams while returning eight kickoffs for 180 yards (22.5 avg.)... Spent the first two games on the Colt's practice squad... Made a special-teams tackle vs. Cin. (10/18)... Returned three kickoffs for 73 yards (24.3 avg.) and made one tackle on special teams vs. G.B. (11/22)... Had two kickoff returns for 49 yards (24.5 avg.) vs. Ten. (11/29)... Tallied 58 kickoff return yards for 58 yards (19.3 avg.) at Pit. (12/27).

2019: Smith played in eight games with Kansas City (1 game) and Green Bay (7 games), producing 13 kickoff returns for 303 yards (23.3 avg.) and three special-teams tackles... Returned two kickoffs for 45 yards (22.5 avg.) vs. Phi. (9/26)... Made two special-teams tackles vs. Car. (11/10)... Totaled 123 yards on five kickoff returns (24.6 avg.) at LAC (11/3)... Had two kickoff returns for 40 yards (20.0 avg.) at S.F. (11/24)... Contributed 72 yards on three kickoff returns (24.0 avg.) at NYG (12/1).

2018: Smith appeared in 14 games (1 start) after signing with Kansas City as a college free agent, totaling one solo tackle, one pass defended, one fumble recovery and four special-teams tackles... Also totaled 886 kickoff return yards on 33 returns (26.8 avg.)... Ranked third in the NFL in kickoff returns and kickoff return yards while ranking fourth in kickoff return average... Made his NFL debut at LAC (9/9), posting one special-teams tackle... Made his first defensive take down at Pit. (9/16), notching one solo tackle in the game along with a tackle on special-teams... Saw his first action returning kickoffs at N.E. (10/14), bringing back four kicks for 180 yards (45.0 avg.)... Posted 82 kickoff return yards on three attempts (27.3 avg.) vs. Den. (10/28)... Brought back two kickoffs for 53 yards at Cle. (11/4)... Returned a career-high seven kickoffs for 207 yards (29.6 avg.) at LAR (11/19)... Totaled 104 kickoff return yards on five returns (20.8 avg.) vs. LAC (12/13)... Made his first NFL start and tallied his first career pass defended and first fumble recovery at Sea. (12/23)... Also returned four kicks for 114 yards (28.5 avg.) against the Seahawks.

COLLEGE: Smith totaled 146 tackles (113 solo), one sack (15 yds.), 15 interceptions (177 yds., 1 TD), 53 passes defended, two forced fumbles and one fumble recovery in 48 games during his four seasons at the University of Central Arkansas (2014-17)... Also returned 39 punts for 295 yards (7.6 avg.) with a score... Finished his career ranked fourth in program history in passes defended... Was a two-time All-Southland Conference first team defensive back (2015-16) and All-Southland honorable mention punt returner (2016)... Played in 12 games as a senior, totaling 41 tackles (27 solo), 11 passes defended and five interceptions (102 yds., 1 TD)... Named first team All-Southland Conference as a defensive back in 2016 after producing 35 total tackles (28 solo), 11 passes defended, two interceptions (32 yds.) and one fumble recovery... Was also selected All-Southland Conference honorable mention as a punt returner when he returned 24 punts for 219 yards (9.1 avg.) and one touchdown... Selected first team All-Southland Conference as a defensive back in 2015 after starting 11 games and amassing 51 total tackles (42 solo), one sack, a career-high 12 passes defended, five interceptions (43 yds.) and two forced fumbles.

PERSONAL: Smith attended Saks High School in Anniston, Ala., where he was a first-team All-State as a quarterback in 2013, first-team All-Region as a quarterback in 2013-14 and first-team All-Region as a defensive back in 2013-14... Was also named Player of the Year for District 8 and Alabama 3A Player of the Year as a quarterback... Posted the most career touchdowns in school history... Totaled 70 tackles, four forced fumbles and four interceptions in 2013... Tremon Smith was born on July 20, 1996, in Anniston, Ala.

SMITH'S REGULAR SEASON RECORD

Year	Club	G	S	UT	A	TT	S-Yds.	I-Yds.	PD	FF	FR	TD-Int.	TD-FR	S	Pts.
2018	Kansas City	14	1	1	0	1	0-0	0-0	1	0	1	0	0	0	0
2019	K.C./G.B.	8	0	0	0	0	0-0	0-0	0	0	0	0	0	0	0
2020	Indianapolis	10	0	0	0	0	0-0	0-0	0	0	0	0	0	0	0
2021	Houston	17	2	8	5	13	0-0	0-0	0	0	1	0	0	0	0
2022	Houston	17	2	12	4	16	0-0	2-33	4	3	0	0	0	0	0
2023	Denver	17	0	0	0	0	0-0	0-0	0	0	1	0	0	0	0
CAREER TOTALS		83	5	21	9	30	0-0	2-33	5	3	3	0	0	0	0

ADDITIONAL STATISTICS: Kickoff returns — 2018 (33 for 886, 26.8 avg., 97 LG, 0 TD), 2019 (13 for 303, 23.3 avg., 36 LG, 0 TD), 2020 (8 for 180, 22.5 avg., 33 LG, 0 TD), 2021 (21 for 537, 25.6 avg., 98 LG, 1 TD), 2022 (19 for 417, 21.9 avg., 32 LG, 0 TD), TOTAL (94 for 2,323, 24.7 avg., 98 LG, 1 TD). Punt returns — 2019 (4 for 0, 0.0 avg., 3 LG, 0 TD), 2021 (1 for 1, 1.0 avg., 1 LG, 0 TD), 2022 (4 for 53, 13.3 avg., 26 LG, 0 TD), 2023 (1 for 14, 14.0 avg., 14 LG, 0 TD), TOTAL (10 for 68, 6.8 avg., 26 LG, 0 TD). Special-teams tackles — 2018 (4), 2019 (3), 2020 (2), 2021 (8), 2022 (6), 2023 (5), TOTAL (28). Rushing — 2021 (1 for 7, 7.0 avg., 7 LG, 0 TD), TOTAL (1 for 7, 7.0 avg., 7 LG, 0 TD).

SMITH'S POSTSEASON RECORD

Year	Club	G	S	UT	A	TT	S-Yds.	I-Yds.	PD	FF	FR	TD-Int.	TD-FR	S	Pts.
2018	Kansas City	2	0	1	0	1	0-0	0-0	0	0	1	0	0	0	0
2020	Indianapolis	1	0	0	0	0	0-0	0-0	0	0	0	0	0	0	0
CAREER TOTALS		3	0	1	0	1	0-0	0-0	0	0	1	0	0	0	0

ADDITIONAL STATISTICS: Kickoff returns — 2018 (6 for 138, 23.0 avg., 29 LG, 0 TD), TOTAL (6 for 138, 23.0 avg., 29 LG, 0 TD).

SMITH'S SINGLE-GAME HIGHS

(Postseason in parentheses)

Tackles — 10, vs. Kansas City, 12/18/22 (1, vs. Indianapolis, 1/12/19). **Interceptions** — 2, at Dallas, 12/11/22 (none). **Interception return yards** — 33, at Dallas, 12/11/22 (none). **Passes Defensed** — 2, at Dallas, 12/11/22 (none). **Forced Fumbles** — 1, 3x, last: vs. Kansas City, 12/18/22 (none). **Fumble Recoveries** — 1, 3x, last: vs. New York Jets, 10/8/23 (1, vs. Indianapolis, 1/12/19). **Special-teams tackles** — 2, 5x, last: vs. Indianapolis, 9/11/22 (none). **Kickoff returns** — 7, at L.A. Rams, 11/19/18 (4, vs. New England, 1/20/19). **Kickoff return yards** — 207, at L.A. Rams, 11/19/18 (99, vs. New England, 1/20/19). **Kickoff return touchdowns** — 1, at Jacksonville, 12/19/21 (none).

TREMOR SMITH'S CAREER GAME-BY-GAME

(Victories asterisked)

2018 KANSAS CITY (12-4)		TACKLES									
Date	Opponent	P/S	UT	A	TT	S-Yds.	I-Yds.	PD	FF	FR	
Sept 9	at L.A. Chargers*	P	0	0	0	0-0	0-0	0	0	0	
Sept 16	at Pittsburgh*	P	1	0	1	0-0	0-0	0	0	0	
Sept 23	vs. San Francisco*	P	0	0	0	0-0	0-0	0	0	0	
Oct 1	at Denver*										
Oct 7	vs. Jacksonville*										
Oct 14	at New England	P	0	0	0	0-0	0-0	0	0	0	
Oct 21	vs. Cincinnati*	P	0	0	0	0-0	0-0	0	0	0	
Oct 28	vs. Denver*	P	0	0	0	0-0	0-0	0	0	0	
Nov 4	at Cleveland*	P	0	0	0	0-0	0-0	0	0	0	
Nov 11	vs. Arizona*	P	0	0	0	0-0	0-0	0	0	0	
Nov 19	at L.A. Rams	P	0	0	0	0-0	0-0	0	0	0	
Dec 2	at Oakland*	P	0	0	0	0-0	0-0	0	0	0	
Dec 9	vs. Baltimore*	P	0	0	0	0-0	0-0	0	0	0	
Dec 13	vs. L.A. Chargers	P	0	0	0	0-0	0-0	0	0	0	
Dec 23	at Seattle	S	0	0	0	0-0	0-0	1	0	1	
Dec 30	vs. Oakland*	P	0	0	0	0-0	0-0	0	0	0	
Season Totals			14/1	1	0	1	0-0	0-0	1	0	1
Jan 12	vs. Indianapolis*†	P	1	0	1	0-0	0-0	0	0	1	
Jan 20	vs. New England#	P	0	0	0	0-0	0-0	0	0	0	

Postseason Totals			2/0	1	0	1	0-0	0-0	0	0	1
†AFC Divisional Playoff Game; #AFC Championship Game											

2019 KC (12-4) / GB (13-3) / PHI (9-7)		TACKLES									
Date	Opponent	P/S	UT	A	TT	S-Yds.	I-Yds.	PD	FF	FR	
Sept 8	at Jacksonville*	P	0	0	0	0-0	0-0	0	0	0	
WAIVED BY KANSAS CITY ON SEPT. 14 / CLAIMED OFF WAIVERS BY GREEN BAY ON SEPT. 16											
Sept 22	vs. Denver*	P	0	0	0	0-0	0-0	0	0	0	
Sept 26	vs. Philadelphia	P	0	0	0	0-0	0-0	0	0	0	
Oct 6	at Dallas*	P	0	0	0	0-0	0-0	0	0	0	
Games 6-8 PRACTICE SQUAD											
Nov 3	at L.A. Chargers	P	0	0	0	0-0	0-0	0	0	0	
Nov 10	vs. Carolina*	P	0	0	0	0-0	0-0	0	0	0	
Nov 24	at San Francisco	P	0	0	0	0-0	0-0	0	0	0	
Dec 1	at N.Y. Giants*	P	0	0	0	0-0	0-0	0	0	0	
WAIVED BY GREEN BAY ON DEC. 2 / SIGNED BY PHILADELPHIA (PRACTICE SQUAD) ON DEC. 4											
Games 14-17 PRACTICE SQUAD											
Season Totals			8/0	0	0	0	0-0	0-0	0	0	0

2020 INDIANAPOLIS (11-5)		TACKLES									
Date	Opponent	P/S	UT	A	TT	S-Yds.	I-Yds.	PD	FF	FR	
Sept 13	at Jacksonville										
Sept 20	vs. Minnesota*										
Sept 27	vs. N.Y. Jets*	P	0	0	0	0-0	0-0	0	0	0	
Oct 4	at Chicago*	P	0	0	0	0-0	0-0	0	0	0	
Oct 11	at Cleveland	P	0	0	0	0-0	0-0	0	0	0	
Oct 18	vs. Cincinnati*	P	0	0	0	0-0	0-0	0	0	0	
Nov 1	at Detroit*										
Nov 8	vs. Baltimore	P	0	0	0	0-0	0-0	0	0	0	
Nov 12	at Tennessee*										
Nov 22	vs. Green Bay*	P	0	0	0	0-0	0-0	0	0	0	
Nov 29	vs. Tennessee	P	0	0	0	0-0	0-0	0	0	0	
Dec 6	at Houston*	P	0	0	0	0-0	0-0	0	0	0	
Dec 13	at Las Vegas*										
Dec 20	vs. Houston*										
Dec 27	at Pittsburgh	P	0	0	0	0-0	0-0	0	0	0	
Jan 3	vs. Jacksonville*	P	0	0	0	0-0	0-0	0	0	0	
Season Totals			10/0	0	0	0	0-0	0-0	0	0	0
Jan 12	at Buffalo§	P	0	0	0	0-0	0-0	0	0	0	

Postseason Totals			1/0	0	0	0	0-0	0-0	0	0	0
§AFC Wild Card Game											

2021 HOUSTON (4-13)		TACKLES									
Date	Opponent	P/S	UT	A	TT	S-Yds.	I-Yds.	PD	FF	FR	
Sept 12	vs. Jacksonville*	P	0	1	1	0-0	0-0	0	0	0	
Sept 19	at Cleveland	P	2	2	4	0-0	0-0	0	0	0	
Sept 23	vs. Carolina	S	2	1	3	0-0	0-0	0	0	0	
Oct 3	at Buffalo	P	0	0	0	0-0	0-0	0	0	0	
Oct 10	vs. New England	P	0	0	0	0-0	0-0	0	0	0	
Oct 17	at Indianapolis	P	0	0	0	0-0	0-0	0	0	0	
Oct 24	at Arizona	P	0	0	0	0-0	0-0	0	0	0	
Oct 31	vs. L.A. Rams	P	0	0	0	0-0	0-0	0	0	0	
Nov 7	at Miami	P	0	0	0	0-0	0-0	0	0	0	
Nov 21	at Tennessee*	P	0	0	0	0-0	0-0	0	0	1	
Nov 28	vs. N.Y. Jets	P	0	0	0	0-0	0-0	0	0	0	
Dec 5	vs. Indianapolis	P	0	0	0	0-0	0-0	0	0	0	
Dec 12	vs. Seattle	P	0	0	0	0-0	0-0	0	0	0	
Dec 19	at Jacksonville*	P	1	0	1	0-0	0-0	0	0	0	
Dec 26	vs. L.A. Chargers*	S	3	1	4	0-0	0-0	0	0	0	
Jan 2	at San Francisco	P	0	0	0	0-0	0-0	0	0	0	
Jan 9	vs. Tennessee	P	0	0	0	0-0	0-0	0	0	0	
Season Totals			17/2	8	5	13	0-0	0-0	0	0	1

2022 HOUSTON (3-13-1)		TACKLES									
Date	Opponent	P/S	UT	A	TT	S-Yds.	I-Yds.	PD	FF	FR	
Sept 11	vs. Indianapolis	P	0	0	0	0-0	0-0	0	1	0	
Sept 18	at Denver	P	0	0	0	0-0	0-0	0	0	0	
Sept 25	at Chicago	P	0	0	0	0-0	0-0	0	0	0	
Oct 2	vs. L.A. Chargers	P	0	0	0	0-0	0-0	0	0	0	
Oct 9	at Jacksonville*	P	0	0	0	0-0	0-0	0	0	0	
Oct 23	at Las Vegas	P	0	0	0	0-0	0-0	0	0	0	
Oct 30	vs. Tennessee	P	0	0	0	0-0	0-0	0	1	0	
Nov 3	vs. Philadelphia	P	0	0	0	0-0	0-0	0	0	0	
Nov 13	at N.Y. Giants	P	0	0	0	0-0	0-0	0	0	0	
Nov 20	vs. Washington	P	0	0	0	0-0	0-0	0	0	0	
Nov 27	at Miami	P	0	0	0	0-0	0-0	0	0	0	
Dec 4	vs. Cleveland	P	0	0	0	0-0	0-0	0	0	0	
Dec 11	at Dallas	P	3	0	3	0-0	2-33	2	0	0	
Dec 18	vs. Kansas City	S	7	3	10	0-0	0-0	1	1	0	
Dec 24	at Tennessee*	P	0	0	0	0-0	0-0	0	0	0	
Jan 1	vs. Jacksonville	P	0	0	0	0-0	0-0	0	0	0	
Jan 8	at Indianapolis*	S	2	1	3	0-0	0-0	1	0	0	
Season Totals			17/2	12	4	16	0-0	2-33	4	3	0

2023 DENVER (8-9)		TACKLES									
Date	Opponent	P/S	UT	A	TT	S-Yds.	I-Yds.	PD	FF	FR	
Sept 10	vs. Las Vegas	P	0	0	0	0-0	0-0	0	0	0	
Sept 17	vs. Washington	P	0	0	0	0-0	0-0	0	0	0	
Sept 24	at Miami	P	0	0	0	0-0	0-0	0	0	0	
Oct 1	at Chicago*	P	0	0	0	0-0	0-0	0	0	0	
Oct 8	vs. N.Y. Jets	P	0	0	0	0-0	0-0	0	0	1	
Oct 12	at Kansas City	P	0	0	0	0-0	0-0	0	0	0	
Oct 22	vs. Green Bay*	P	0	0	0	0-0	0-0	0	0	0	
Oct 29	vs. Kansas City*	P	0	0	0	0-0	0-0	0	0	0	
Nov 13	at Buffalo*	P	0	0	0	0-0	0-0	0	0	0	
Nov 19	vs. Minnesota*	P	0	0	0	0-0	0-0	0	0	0	
Nov 26	vs. Cleveland*	P	0	0	0	0-0	0-0	0	0	0	
Dec 3	at Houston	P	0	0	0	0-0	0-0	0	0	0	
Dec 10	at L.A. Chargers*	P	0	0	0	0-0	0-0	0	0	0	
Dec 16	at Detroit	P	0	0	0	0-0	0-0	0	0	0	
Dec 24	vs. New England	P	0	0	0	0-0	0-0	0	0	0	
Dec 31	vs. L.A. Chargers*	P	0	0	0	0-0	0-0	0	0	0	
Jan 7	at Las Vegas	P	0	0	0	0-0	0-0	0	0	0	
Season Totals			17/0	0	0	0	0-0	0-0	0	0	1

DID YOU KNOW?

The Broncos scored four touchdowns of at least 40 yards (two pass plays, one rushing play and one punt return) during their *Monday Night Football* win against Tennessee on Nov. 19, 2007, marking the first time in club history that feat was accomplished. Denver also became the first NFL team in four seasons to score four 40-yard touchdowns in the same game with its performance against the Titans.

**CADEN STERNS****23****SAFETY****6-1 • 207 • 4TH YR. • TEXAS****BORN:** Nov. 2, 1999, in Cibolo, Texas**HIGH SCHOOL:** Steele High School, Cibolo, Texas**ACQUIRED:** Draft #5a (152nd overall), 2021**NFL YEAR:** 4th • **YEAR WITH BRONCOS:** 4th**NFL GAMES PLAYED/STARTED:** 21/5**STERNS AT A GLANCE:**

- A fourth-year safety who appeared in 21 games (5 starts) for the Broncos from 2021-23, recording 44 tackles (32 solo), two sacks (12 yds.), four interceptions (72 yds.) and nine passes defended.
- Played in five games (3 starts) in 2022, totaling 20 tackles (13 solo), two interceptions (25 yds.), four passes defended and one special-teams tackle.
- Appeared in 15 games (2 starts) in 2021, totaling 24 tackles (19 solo), two sacks (12 yds.), two interceptions (47 yds.) and five passes defended.
- Started 28-of-29 games played at the University of Texas, totaling 172 tackles (119 solo), two sacks (5 yds.), five interceptions (33 yds.), eight pass breakups and one blocked kick during his collegiate career.
- Started all seven games played during his final campaign with the Longhorns in 2020, compiling 52 tackles (30 solo), one interception and three pass breakups.
- Named to the Academic All-Big 12 first team in 2020, and was a preseason watch list candidate for the Bronko Nagurski Trophy and the Chuck Bednarik and Jim Thorpe awards.
- Saw action in nine games (8 starts) as a sophomore in 2019, posting 58 tackles (43 solo), one sack (2 yds.) and one pass breakup.
- Named Big 12 Defensive Freshman of the Year and first-team All-Big 12, while becoming the first Longhorn true freshman defensive back to start the first 13 games of his career since S Blake Gideon in 2008.
- Tallied collegiate career highs in tackles (62), interceptions (4), interception yards (33) and pass breakups (4), while adding one sack (3 yds.) and one blocked kick during his freshman campaign.
- Selected by the Broncos in the fifth round (152nd overall) of the 2021 NFL Draft.

CAREER TRANSACTIONS: Signed by Denver as a draft choice 5/13/21.

2023: Sterns appeared in one game (vs. L.V., 9/10) before missing the remainder of the season after being placed on injured reserve (knee) on Sept. 13.

2022: Sterns played in five games (3 starts), totaling 20 tackles (13 solo), two interceptions (25 yds.), four passes defended and one special-teams tackle... Spent Weeks 8-18 on injured reserve (hip) after being placed there on Oct. 28... Totaled four tackles (2 solo) and a pass defended in the 11-10 win vs. S.F. (9/25)... Set a career high with his first multi-interception game vs. Ind. (10/6), totaling two picks (25 yds.) along with three passes defended and three tackles (1 solo).

2021: Sterns, who was selected by the Broncos in the fifth round (152nd overall) of the 2021 NFL Draft, appeared in 15 games (2 starts), totaling 24 tackles (19 solo), two sacks (12 yds.), two interceptions (47 yds.) and five passes defended... Made his NFL debut at NYG (9/12)... Recorded his first career pass defended at Jac. (9/26)... Registered his first career interception (46 yds.), one pass defended and two solo tackles vs. NYJ (9/26)... Collected first career sack and multi-sack game, posting two solo tackles, two quarterback takedowns (12 yds.) and one pass defended vs. Bal. (10/3)... Nabbed his second career interception (1 yd.) and added two solo tackles, one pass defended and one special-teams tackle at Dal. (11/7)... Earned his first career start and tallied one assisted tackle and one pass defended vs. LAC (11/28)... Tallied a season-high nine tackles (6 solo) in the season finale vs. K.C. (1/8).

COLLEGE: Sterns opened 28-of-29 games played at the University of Texas, totaling 172 tackles (119 solo), two sacks (5 yds.), five interceptions (33 yds.), eight pass breakups and one blocked kick... Started all seven games played during his final collegiate campaign in 2020, recording 52 tackles (30 solo), one interception and three pass breakups... Chosen to the All-Big 12 Preseason Team and was named to the Academic All-Big 12 first team... Nabbed as a preseason watch list candidate for the Bronko Nagurski Trophy and the Chuck Bednarik and Jim Thorpe awards... Recorded a career-high 13 tackles (7 solo) vs. Iowa State (11/27)... Saw action in nine games (8 starts) as a sophomore in 2019, posting 58 tackles (43 solo), one sack (2 yds.) and

one pass breakup... Named to the Jim Thorpe Award and Bronko Nagurski Trophy watch lists in the preseason, and was selected to the All-Big 12 Preseason Team... Had eight tackles (6 solo) in the Valero Alamo Bowl vs. Utah (12/31)... Started all 13 games played as a freshman in 2018, tallying career highs in tackles (62), interceptions (4), interception yards (33) and pass breakups (4), while adding one sack (3 yds.) and one blocked kick...Named Big 12 Defensive Freshman of the Year and first-team All-Big 12... Posted his first interception of his career and added four tackles (3 solo) vs. Tulsa (9/8)... Tallied career-high two interceptions (33 yds.) and added five tackles (2 solo) vs. TCU (9/22).

PERSONAL: Sterns prepped at Steele High School in Cibolo, Texas, where he totaled 235 tackles, 11 interceptions, one forced fumble and three fumble recoveries... Named an All-American as well as an all-state and two-time all-district honoree during his tenure... Earned Defensive MVP honors in the 2018 U.S. Army All-American Bowl... His brother, Jordan, played collegiately at Oklahoma State and was a member of the Kansas City Chiefs from 2017-18... Caden Sterns was born on Nov. 2, 1999, in Cibolo, Texas.

STERN'S' REGULAR SEASON RECORD

Year	Club	G	S	UT	A	TT	S-Yds.	I-Yds.	PD	FF	FR	TD-Int.	TD-FR	S	Pts.
2021	Denver	15	2	19	5	24	2-12	2-47	5	0	0	0	0	0	0
2022	Denver	5	3	13	7	20	0-0	2-25	4	0	0	0	0	0	0
2023	Denver	1	0	0	0	0	0-0	0-0	0	0	0	0	0	0	0
CAREER TOTALS		21	5	32	12	44	2-12	4-72	9	0	0	0	0	0	0

ADDITIONAL STATISTICS: Special-teams tackles — 2021 (4), 2022 (1), TOTAL (5).

STERN'S' SINGLE-GAME HIGHS


(Postseason in parentheses)

Tackles — 6, twice, last: at Las Vegas, 10/2/22 (none). **Sacks** — 2, vs. Baltimore, 10/3/21 (none). **Sack yards** — 12, vs. Baltimore, 10/3/21 (none). **Interceptions** — 2, vs. Indianapolis, 10/6/22 (none). **Interception return yards** — 46, vs. N.Y. Jets, 9/26/21 (none). **Passes Defended** — 3, vs. Indianapolis, 10/6/22 (none).

CADEN STERN'S' CAREER GAME-BY-GAME

(Victories asterisked)

2021 DENVER (7-10)		TACKLES													
Date	Opponent	P/S	UT	A	TT	S-Yds.	I-Yds.	PD	FF	FR					
Sept 12	at N.Y. Giants*	P	0	0	0	0-0	0-0	0	0	0					
Sept 19	at Jacksonville*	P	0	0	0	0-0	0-0	1	0	0					
Sept 26	vs. N.Y. Jets*	P	2	0	2	0-0	1-46	1	0	0					
Oct 3	vs. Baltimore	P	2	0	2	2-12	0-0	1	0	0					
Oct 10	at Pittsburgh	P	1	0	1	0-0	0-0	0	0	0					
Oct 17	vs. Las Vegas	P	1	0	1	0-0	0-0	0	0	0					
Oct 21	at Cleveland	P	0	0	0	0-0	0-0	0	0	0					
Oct 31	vs. Washington*	P	1	0	1	0-0	0-0	0	0	0					
Nov 7	at Dallas*	P	2	0	2	0-0	1-1	1	0	0					
Nov 14	vs. Philadelphia	P	2	1	3	0-0	0-0	0	0	0					
Nov 28	vs. L.A. Chargers*	S	0	1	1	0-0	0-0	1	0	0					
Dec 5	at Kansas City	P	0	0	0	0-0	0-0	0	0	0					
Dec 12	vs. Detroit*	P	2	0	2	0-0	0-0	0	0	0					
Dec 19	vs. Cincinnati	INACTIVE													
Dec 26	at Las Vegas	P	0	0	0	0-0	0-0	0	0	0					
Jan 2	at L.A. Chargers	RESERVE/COVID-19													
Jan 8	vs. Kansas City	S	6	3	9	0-0	0-0	0	0	0					
Season Totals			15/2	19	5	24	2-12	2-47	5	0	0				
2022 DENVER (5-12)		TACKLES													
Date	Opponent	P/S	UT	A	TT	S-Yds.	I-Yds.	PD	FF	FR					
Sept 12	at Seattle	P	0	1	1	0-0	0-0	0	0	0					
Sept 18	vs. Houston*	S	5	1	6	0-0	0-0	0	0	0					
Sept 25	vs. San Francisco*	P	2	2	4	0-0	0-0	1	0	0					
Oct 2	at Las Vegas	S	5	1	6	0-0	0-0	0	0	0					
Oct 6	vs. Indianapolis	S	1	2	3	0-0	2-25	3	0	0					
Games 6-7	INACTIVE														
Games 8-17	INJURED RESERVE														
Season Totals			5/3	13	7	20	0-0	2-25	4	0	0				
2023 DENVER (8-9)		TACKLES													
Date	Opponent	P/S	UT	A	TT	S-Yds.	I-Yds.	PD	FF	FR					
Sept 10	vs. Las Vegas	P	0	0	0	0-0	0-0	0	0	0					
Games 2-17	INJURED RESERVE														
Season Totals			1/0	0	0	0	0-0	0-0	0	0	0				



JARRETT STIDHAM

8

QUARTERBACK

6-3 • 215 • 6TH YR. • AUBURN**BORN:** Aug. 8, 1996, in Corbin, Ky.**HIGH SCHOOL:** Stephenville (Texas) High School**ACQUIRED:** Unrestricted Free Agent (Las Vegas), 2023**NFL YEAR:** 6th • **YEAR WITH BRONCOS:** 2nd**NFL GAMES PLAYED/STARTED:** 16/4

STIDHAM AT A GLANCE:

- A sixth-year quarterback who has appeared in 16 career regular-season games (4 starts) with New England (2019-21), Las Vegas (2022) and Denver (2023), completing 117-of-197 passes (59.4%) for 1,422 yards with eight touchdowns and eight interceptions (78.3 rtg.).
- Finished his first season with the Broncos in 2023 with 496 yards on 40-of-66 passing (60.6%) with two touchdowns and one interception (87.7 rtg.).
- Set career highs in passing yards (656), completions (53), attempts (83), passing scores (4), completion percentage (63.9) and passer rating (89.2) in five games (2 starts) during his lone season with Las Vegas in 2022.
- Played in five games in 2020 with New England, totaling 256 yards with two touchdowns and three picks on 22-of-44 passing (50.0%) (54.7 rtg.).
- Appeared in three games during his rookie season in 2019 with the Patriots.
- Played two seasons at Auburn University (2017-18), completing 470-of-739 passes (63.6%) for 5,952 yards with 36 touchdowns and 11 interceptions and led the Tigers to the 2017 SEC Championship Game against Georgia.
- Was named second-team All-SEC in 2017 after completing 246-of-370 (66.5%) passes for 3,158 yards with 18 touchdowns and six picks.
- Also attended Baylor University in 2015 and McLennan Community College in 2016.
- Was drafted in the fourth round (133rd overall) of the 2019 NFL Draft by New England.
- Signed by Denver as a free agent on March 15, 2023.

CAREER TRANSACTIONS: Signed by New England as a draft pick 5/10/19; Traded to Las Vegas 5/12/22; Signed by Denver as a free agent 3/15/23.



2023: Stidham finished his first season with the Broncos with 496 yards on 40-of-66 passing (60.6%) with two touchdowns and one interception (87.7 rtg.)... Made his first appearance as a Bronco at Det. (12/16)... Started his first game with Denver vs. LAC (12/31), completing 20-of-32 passes for 224 yards (62.5%) with one touchdown (93. rtg.) for his first career win... Started the final game of the season, totaling 272 yards on 20-of-34 passing (58.5%) with one touchdown and one interception (82.0 rtg.) at L.V. (1/7).

2022: Stidham set career highs in five games (2 starts) in passing yards (656), completions (53), attempts (83), passing scores (4), completion percentage (63.9) and passer rating (89.2) in his lone season with Las Vegas... Completed 8-of-13 passes (61.5%) for 71 yards (76.4 rtg.) at N.O. (10/30)... Made his first career start vs. S.F. (1/1), completing 23-of-34 passes (67.6%) for a career-high 365 yards with a career mark three touchdowns and two picks (108.1 rtg.)... Also started the Raiders' Week 18 matchup vs. K.C. (1/7), totaling 219 yards with one score and one interception on 22-of-36 passing (61.1%) (76.0 rtg.)... Also appeared vs. Hou. (10/23) and at Sea. (11/27).

2021: Stidham spent the first nine games of the Reserve/Physically Unable to Participate list... Was inactive during Games 10-17 and the Patriots' AFC Wild Card Game at Buf. (1/15).

2020: Stidham played in five games, totaling 256 yards with two touchdowns and three picks on 22-of-44 passing (50.0%) (54.7 rtg.)... Threw his first career touchdown pass along with 60 yards at K.C. (10/5)... Completed 6-of-10 passes (60.0%) for 64 yards with one pick vs. S.F. (10/25)... Posted 61 passing yards on 2-of-3 (66.7%) attempts with one score through the air at LAC (12/6)... Completed 5-of-7 passes (71.4%) for 27 yards at LAR (12/10)... Also competed in vs. Buf. (12/28).

2019: Stidham appeared in three games after being drafted in the fourth round (133rd overall) by the Patriots... Completed 2-of-4 passes (50.0%) for 14 yards with one interception... Made his NFL debut vs. NYJ (9/22), completing 2-of-3 passes (66.7%) for 14 yards and one interception (37.5 rtg.)... Also made appearances at Was. (10/6) and at NYJ (10/21).

2021 NEW ENGLAND (10-7)		PASSING							RUSHING						
Opponent	P/S	Att.	Comp.	Yds.	Pct.	TD	INT	LG	S/Yds.	Rtg.	Att.	Yds.	Avg.	LG	TD
Games 1-9															
Games 10-17															
Season Totals at Buf. (1/15) ^S	0/0	0	0	0	0	—	0	0	—	0/0	—	0	0	—	0
Postseason Totals ^S AFC Wild Card Game	0/0	0	0	0	0	—	0	0	—	0/0	—	0	0	—	0

2022 LAS VEGAS (6-11)		PASSING							RUSHING						
Opponent	P/S	Att.	Comp.	Yds.	Pct.	TD	INT	LG	S/Yds.	Rtg.	Att.	Yds.	Avg.	LG	TD
Games 1-5															
vs. Hou. (10/23)*	P	0	0	0	—	0	0	—	0	—	0	0	—	—	0
at N.O. (10/30)	P	13	8	72	61.5	0	0	18	1/8	76.4	0	0	—	—	0
Games 8-10															
at Sea. (11/27)*	P	0	0	0	—	0	0	—	0	—	0	0	—	—	0
Games 12-15															
vs. S.F. (1/1)	S	34	23	365	67.6	3	2	60t	0/0	108.1	7	34	4.9	11	0
vs. K.C. (1/7)	S	36	22	219	61.1	1	1	24	6/39	76.0	7	50	7.1	10	0
Season Totals	5/2	83	53	656	63.9	4	3	60t	7/47	89.2	14	84	6.0	11	0

2023 DENVER (8-9)		PASSING							RUSHING						
Opponent	P/S	Att.	Comp.	Yds.	Pct.	TD	INT	LG	S/Yds.	Rtg.	Att.	Yds.	Avg.	LG	TD
Games 1-13															
at Det. (12/16)	P	0	0	0	—	0	0	—	0/0	0	0	0	—	—	0
vs. N.E. (12/24)															
vs. LAC (12/31)*	S	32	20	224	62.5	1	0	54t	2/12	93.8	6	6	1.0	4	0
at L.V. (1/7)	S	34	20	272	58.8	1	1	47	5/34	82.0	3	2	0.7	3	0
Season Totals	3/2	66	40	496	60.6	2	1	54t	7/46	87.7	9	8	0.9	4	0



JUSTIN STRNAD

40

INSIDE LINEBACKER

6-3 • 235 • 5TH YR. • WAKE FOREST

BORN: Aug. 21, 1996, in Palm Harbor, Fla.

HIGH SCHOOL: East Lake High School, Tarpon Springs, Fla.

ACQUIRED: Draft #5 (178th overall), 2020

NFL YEAR: 5th • **YEAR WITH BRONCOS:** 5th

NFL GAMES PLAYED/STARTED: 50/5



STRNAD AT A GLANCE:

- A fifth-year inside linebacker who has appeared in 50 games (5 starts) with the Broncos (2020-23), tallying 32 tackles (19 solo) and 14 special-teams tackles during his career.
- Missed the entire 2020 season after being placed on injured reserve on Aug. 31, 2020 with a season-ending wrist injury.
- Started 20-of-47 games played at Wake Forest University, totaling 244 tackles (145 solo), eight sacks (46 yds.), four interceptions (44 yds.), 10 passes defended, three forced fumbles and one fumble recovery.
- Earned honorable-mention All-ACC honors as a redshirt senior after finishing with 69 tackles (38 solo), two sacks (18 yds.), one interception and four passes defended in eight games (7 starts).
- Ended his redshirt junior season leading the Demon Deacons with 105 tackles (63 solo), 1.5 sacks (6 yds.), five passes defended and one forced fumble to earn All-ACC honorable mention honors.
- Was a first-team All-Pinellas County selection by the *Tampa Tribune* and the *Tampa Bay Times* as a senior at East Lake High School in Tarpon Springs, Fla.
- Selected by the Broncos in the fifth round (178th overall) of the 2020 NFL Draft.

CAREER TRANSACTIONS: Signed by Denver as a draft choice 7/22/20; Re-signed by Denver 3/21/24.

DID YOU KNOW?

Tight end Shannon Sharpe, who was selected to the Pro Football Hall of Fame in 2011, played 12 seasons for the Broncos from 1990-99 and 2002-03, totaling more career receptions (815), receiving yards (10,060), receiving touchdowns (62), Super Bowl wins (3) and Pro Bowl selections (8) than any of the other seven tight ends enshrined in the Hall of Fame.

2023: Strnad made five special-teams tackles in 17 games with the Broncos, playing in 395 special-teams plays... Made his first special-teams tackle of the season vs. NYJ (10/8)... Assisted on a special-teams tackle at Buf. (11/13)... Recorded a special-teams tackle in back-to-back games vs. Min. (11/19).

2022: Strnad appeared in all 17 games, totaling five special-teams tackles on 405 special-teams snaps... Made two special-teams tackles at Jac. (10/30).

2021: Strnad appeared in 16 games (5 starts), totaling 32 tackles (19 solo) and four special teams tackles... Made his NFL debut and collected one special-teams tackle at NYG (9/12)... Collected a career-high six defensive stops (3 solo) and one special-teams tackle at Jac. (9/19)... Made first career start and recorded four tackles (2 solo) vs. NYJ (9/26)... Tied career high with six tackles (3 solo) at Pit. (10/10)... Recorded a season-high-tying six tackles (2 solo) at Cle. (10/21).

2020: Strnad, who was selected by the Broncos in the fifth round (178th overall) of the 2020 NFL Draft, missed his entire rookie season after sustaining a wrist injury in training camp... Placed on injured reserve on Aug. 31.

COLLEGE: Strnad played in eight games (7 starts) as a redshirt senior, recording 69 tackles (38 solo), two sacks (18 yds.), one interception and four passes defended before suffering a season-ending injury... Received All-ACC honorable mention honors... Elected as team captain for the season by his teammates... Secured the game-winning interception, led the team with 12 tackles (9 solo) vs. Utah State (8/30), and was named to the Pro Football Focus ACC Team of the Week... Led the team with 13 tackles (9 solo) at Boston College (9/28)... Started all 13 games played in 2018, collecting 105 tackles (63 solo), 1.5 sacks (6 yds.), five passes defended and one forced fumble... Earned honorable-mention All-ACC honors for the first time in his collegiate career... Logged seven tackles (3 solo) and one sack in his first career start at Tulane (8/30)... Recorded six games with 10 or more tackles, including a nine-solo tackle (11 total) performance vs. Memphis in the Jared Birmingham Bowl (12/22)... Saw action in all 13 games in 2017, recording 51 tackles (32 solo), 4.5 sacks (22 yds.), three interceptions (44 yds), one pass defended, two forced fumbles and one fumble recovery as a redshirt sophomore... Led the team in special-teams tackles (10), interceptions (3) and interception return yards (44)... Played in all 13 games as a redshirt freshman in 2016, tallying 19 tackles (12 solo).

PERSONAL: Strnad prepped at East Lake High School in Tarpon Springs, Fla. and was chosen to the All-Pinellas County first-team by both the *Tampa Tribune* and *Tampa Bay Times* as a senior... Finished his final high school campaign with 81 tackles, eight passes defended, three sacks and three interceptions... Helped the team win both league and district championships in 2013 and 2014... Justin Strnad (pronounced: STIR-nad) was born on Aug. 21, 1996 in Palm Harbor, Fla.

STRNAD'S REGULAR SEASON RECORD

Year	Club	G	S	UT	A	TT	S-Yds.	I-Yds.	PD	FF	FR	TD-Int.	TD-FR	S	Pts.
2020	Denver														
INJURED RESERVE															
2021	Denver	16	5	19	13	32	0-0	0-0	0	0	0	0	0	0	0
2022	Denver	17	0	0	0	0	0-0	0-0	0	0	0	0	0	0	0
2023	Denver	17	0	0	0	0	0-0	0-0	0	0	0	0	0	0	0
CAREER TOTALS		50	5	19	13	32	0-0	0-0	0	0	0	0	0	0	0

ADDITIONAL STATISTICS: Special-teams tackles — 2021 (4), 2022 (5), 2023 (5), TOTAL (14).

JUSTIN STRNAD'S CAREER GAME-BY-GAME

(Victories asterisked)

2021 DENVER (7-10)		TACKLES										
Date	Opponent	P/S	UT	A	TT	S-Yds.	I-Yds.	PD	FF	FR		
Sept 12	at N.Y. Giants*	P	0	0	0	0-0	0-0	0	0	0	0	0
Sept 19	at Jacksonville*	P	3	3	6	0-0	0-0	0	0	0	0	0
Sept 26	vs. N.Y. Jets*	S	2	2	4	0-0	0-0	0	0	0	0	0
Oct 3	vs. Baltimore	S	2	0	2	0-0	0-0	0	0	0	0	0
Oct 10	at Pittsburgh	S	3	3	6	0-0	0-0	0	0	0	0	0
Oct 17	vs. Las Vegas	S	3	0	3	0-0	0-0	0	0	0	0	0
Oct 21	at Cleveland	S	2	4	6	0-0	0-0	0	0	0	0	0
Oct 31	vs. Washington*	P	3	1	4	0-0	0-0	0	0	0	0	0
Nov 7	at Dallas*	P	0	0	0	0-0	0-0	0	0	0	0	0
Nov 14	vs. Philadelphia											
Nov 28	vs. L.A. Chargers*	P	0	0	0	0-0	0-0	0	0	0	0	0
Dec 5	at Kansas City	P	0	0	0	0-0	0-0	0	0	0	0	0
Dec 12	vs. Detroit*	P	1	0	1	0-0	0-0	0	0	0	0	0
Dec 19	vs. Cincinnati	P	0	0	0	0-0	0-0	0	0	0	0	0
Dec 26	at Las Vegas	P	0	0	0	0-0	0-0	0	0	0	0	0
Jan 2	at L.A. Chargers	P	0	0	0	0-0	0-0	0	0	0	0	0
Jan 8	vs. Kansas City	P	0	0	0	0-0	0-0	0	0	0	0	0
Season Totals			16/5	19	13	31	0-0	0-0	0-0	0	0	0

2022 DENVER (5-12)		TACKLES								
Date	Opponent	P/S	UT	A	TT	S-Yds.	I-Yds.	PD	FF	FR
Sept 12	at Seattle	P	0	0	0	0-0	0-0	0	0	0
Sept 18	vs. Houston*	P	0	0	0	0-0	0-0	0	0	0
Sept 25	vs. San Francisco*	P	0	0	0	0-0	0-0	0	0	0
Oct 2	at Las Vegas	P	0	0	0	0-0	0-0	0	0	0
Oct 6	vs. Indianapolis	P	0	0	0	0-0	0-0	0	0	0
Oct 17	at L.A. Chargers	P	0	0	0	0-0	0-0	0	0	0
Oct 23	vs. N.Y. Jets	P	0	0	0	0-0	0-0	0	0	0
Oct 30	at Jacksonville*	P	0	0	0	0-0	0-0	0	0	0
Nov 13	at Tennessee	P	0	0	0	0-0	0-0	0	0	0
Nov 20	vs. Las Vegas	P	0	0	0	0-0	0-0	0	0	0
Nov 27	at Carolina	P	0	0	0	0-0	0-0	0	0	0
Dec 4	at Baltimore	P	0	0	0	0-0	0-0	0	0	0
Dec 11	vs. Kansas City	P	0	0	0	0-0	0-0	0	0	0
Dec 18	vs. Arizona*	P	0	0	0	0-0	0-0	0	0	0
Dec 25	at L.A. Rams	P	0	0	0	0-0	0-0	0	0	0
Jan 1	at Kansas City	P	0	0	0	0-0	0-0	0	0	0
Jan 8	vs. L.A. Chargers*	P	0	0	0	0-0	0-0	0	0	0
Season Totals		17/0	0	0	0	0-0	0-0	0	0	0

2023 DENVER (8-9)		TACKLES								
Date	Opponent	P/S	UT	A	TT	S-Yds.	I-Yds.	PD	FF	FR
Sept 10	vs. Las Vegas	P	0	0	0	0-0	0-0	0	0	0
Sept 17	vs. Washington	P	0	0	0	0-0	0-0	0	0	0
Sept 24	at Miami	P	0	0	0	0-0	0-0	0	0	0
Oct 1	at Chicago*	P	0	0	0	0-0	0-0	0	0	0
Oct 8	vs. N.Y. Jets	P	0	0	0	0-0	0-0	0	0	0
Oct 12	at Kansas City	P	0	0	0	0-0	0-0	0	0	0
Oct 22	vs. Green Bay*	P	0	0	0	0-0	0-0	0	0	0
Oct 29	vs. Kansas City*	P	0	0	0	0-0	0-0	0	0	0
Nov 13	at Buffalo*	P	0	0	0	0-0	0-0	0	0	0
Nov 19	vs. Minnesota*	P	0	0	0	0-0	0-0	0	0	0
Nov 26	vs. Cleveland*	P	0	0	0	0-0	0-0	0	0	0
Dec 3	at Houston	P	0	0	0	0-0	0-0	0	0	0
Dec 10	at L.A. Chargers*	P	0	0	0	0-0	0-0	0	0	0
Dec 16	at Detroit	P	0	0	0	0-0	0-0	0	0	0
Dec 24	vs. New England	P	0	0	0	0-0	0-0	0	0	0
Dec 31	vs. L.A. Chargers*	P	0	0	0	0-0	0-0	0	0	0
Jan 7	at Las Vegas	P	0	0	0	0-0	0-0	0	0	0
Season Totals		17/0	0	0	0	0-0	0-0	0	0	0



PAT SURTAIN II

2

CORNERBACK

6-2 • 202 • 4TH YR. • ALABAMA

BORN: April 14, 2000, in Plantation, Fla.

HIGH SCHOOL: American Heritage High School, Plantation, Fla.

ACQUIRED: Draft #1 (9th overall), 2021

NFL YEAR: 4th • **YEAR WITH BRONCOS:** 4th

NFL GAMES PLAYED/STARTED: 50/49



SURTAIN II AT A GLANCE:

- A fourth-year cornerback who is the sixth player at that position in team history to be named first-team Associated Press All-Pro and a Pro Bowler in the same season in 2022 and earned a second Pro Bowl selection during the 2023 season.
- Was named to the Players' (NFLPA) All-Pro first team from 2022-23.
- Selected as the Demaryius Thomas Team MVP Award winner, as voted on by the Denver Chapter of the Pro Football Writers of America (PFWA), from 2022-23.
- Ranks Top-10 among Broncos cornerbacks in their first three seasons in tackles (1st—187), passes defended (3rd—36) and interceptions (T-8th—7).
- Started 49-of-50 games with the Broncos, posting 187 tackles (150 solo), seven interceptions (67 yds., 1 TD), one forced fumble and 36 passes defended.

2's TROPHY CASE

All-Pro (First Team)	2022
Pro Bowl (2)	2022-23

- Became the first Bronco since at least 1999 and the eighth NFL player to be drafted since 2015 to record double-digit passes defended in each of his first three seasons.
- Earned Pro Bowl and first-team All-Pro by the NFLPA Player's All-Pro team accolades for the second time in his career after totaling 69 tackles (59 solo), 1 interception and 12 passes defended in 2023.
- Named a Pro Bowl starter and first-team All-Pro (AP, PFWA, NFLPA) after totaling 60 tackles (46 solo), two interceptions (-3 yds.), 10 passes defended and one forced fumble in 17 starts.
- Appeared in 16 games (15 starts), totaling 58 tackles (45 solo), four interceptions (70 yds., 1TD) and 14 passes defended
- His 14 passes defended were the second-most by a Broncos rookie and his four interceptions rank tied for third by a rookie in team history.
- Played 42 games (39 starts) at the University of Alabama, totaling 117 tackles (82 solo), four interceptions (69 yds., 1 TD), 27 pass breakups, four forced fumbles and two fumble recoveries during his collegiate career (2018-20).
- Contributed to Alabama's 2020 national championship team while being named SEC Defensive Player of the Year, first-team All-SEC, a unanimous first-team All-American and the Rose Bowl's Defensive Most Valuable Player during his final collegiate campaign.
- Named a finalist for the Lott IMPACT and Bronko Nagurski trophies along with the Chuck Bednarik and Jim Thorpe awards.
- Started all 13 games played in 2020, tallying 38 tackles, one interception (25 yds., 1TD), 12 pass breakups and one fumble recovery.
- Collected 42 tackles (32 solo), two interceptions (24 yds.), eight pass breakups, three forced fumbles and one fumble recovery in 2019 while starting all 13 games for the Crimson Tide.
- Started 12-of-15 games as a true freshman, registering 37 tackles (28 solo), one interception (20 yds.), seven pass breakups and one force fumble.
- Selected by the Broncos in the first round (9th overall) of the 2021 NFL Draft.

CAREER TRANSACTIONS: Signed by Denver as a draft choice 5/18/21.



2023: Surtain II was named to the Pro Bowl and first-team All-Pro by the NFLPA Player's All-Pro team for the second time in his career after totaling 69 tackles (59 solo), one interception and 12 passes defended... Had a strong start to the season, recording a career-high three passes defended along with two solo tackles vs. L.V. (9/10)... Made five tackles (4 solo) at Mia. (9/24)... Broke up two passes and made three solo tackles in the 21-point comeback at Chi. (10/1)... Recorded his seventh career interception on Jets QB Zach Wilson in the fourth quarter while also tallying five tackles (4 solo) vs. NYJ (10/8)... Totaled seven solo tackles at K.C. (10/12)... Broke up his seventh pass of the season after deflecting a ball from Packers QB Jordan Love while also making two solo tackles in the win vs. G.B. (10/22)... Registered three solo tackles and one pass defended in the win vs. K.C. (10/29)... Broke up one pass and made four tackles (3 solo) in the win vs. Min. (11/19)... Became the first Bronco since at least 1999 to record double-digit passes defended in each of his first three seasons after tallying five solo tackles and one pass defended at Hou. (12/3)... Made five solo tackles at LAC (12/10)... Recorded six tackles (5 solo) vs. N.E. (12/24)... Produced four solo tackles and defended one pass vs. LAC (12/31)... Finished the season with six tackles (5 solo) and one pass defended at L.V. (1/7).

2022: Surtain II was named a Pro Bowl starter and first-team All-Pro (AP, PFWA, NFLPA) after totaling 60 tackles (46 solo), two interceptions (-3 yds.), 10 passes defended and one forced fumble in 17 starts.... Was also awarded the Demaryius Thomas Team MVP Award, as voted on by the Denver Chapter of the Pro Football Writers of America... Allowed no receptions on six targets, defended two passes and also posted a tackle in the 11-10 win vs. S.F. (9/25)... Posted multiple passes defended in his second-consecutive game along with a career-high eight tackles (6 solo) at L.V. (10/2)... Had seven tackles (4 solo) and recorded his first career forced fumble vs. Ind. (10/6)... Tallied five tackles (3 solo) and one tackle for loss in the win at Jac. (10/30)... Batted down his sixth pass of the season and made three tackles (2 solo) at Ten. (11/13)... Made five unassisted tackles and had a pass defended at Car. (11/27)... Broke up a pass and made six solo tackles at Bal. (12/4)... Intercepted Chiefs QB Patrick Mahomes, which set up a Denver touchdown with under two-minutes to play in

SURTAIN II CREATING A NO-FLY ZONE

MOST PASSES DEFENSED IN FIRST TWO SEASON, BRONCOS HISTORY (data since 1999)

	Player	Years	PD	GP	GS	Int.
1.	Deltha O'Neal	2000-01	28	32	16	9
2.	Pat Surtain II	2021-22	24	33	32	6
3.	Bradley Roby	2014-15	23	32	6	3
4.	Domonique Foxworth	2005-06	22	32	12	3
5.	Darrent Williams	2005-06	19	27	23	6

SURTAIN II IMPRESSES DURING ROOKIE SEASON

MOST PASSES DEFENSED BY A ROOKIE, BRONCOS HISTORY (data since 1999)

Rk.	Player	Year	PD	GP	GS	Int.
1.	Domonique Foxworth	2005	16	16	7	2
2.	Pat Surtain II	2021	14	16	15	4
	Perrish Cox	2010	14	15	9	1
4.	Bradley Roby	2014	13	16	2	2
5.	Darrent Williams	2005	10	12	9	2

MOST INTS BY A BRONCOS ROOKIE

Player	Year	No.
1. Goose Gonsoulin	1960	11
2. Phil Nugent	1961	7
3. Pat Surtain II	2021	4
Calvin Jones	1973	4
Charlie Greer	1968	4
Jack Lentz	1967	4

the first half, and had two tackles (1 solo) vs. K.C. (12/11)... Picked off Cardinals QB Trace McSorley to ice the game and also produced six tackles (4 solo) vs. Ari. (12/18).

2021: Surtain II, who was selected by the Broncos in the first round (9th overall) of the 2021 NFL Draft, appeared in 16 games (15 starts), totaling 58 tackles (45 solo), four interceptions (70 yds., 1TD) and 14 passes defended... His 14 passes defended are the second-most by a Broncos rookie and his four interceptions rank tied for third by a rookie in team history... Made his NFL debut at NYG (9/12)... Recorded his first career start at Jac. (9/19), tallying four tackles (2 solo), one pass defended and his first career interception... Tied for the team lead in tackles and totaled five solo stops and one pass defended vs. NYJ (9/26)... Collected six solo tackles vs. Bal. (10/3)... Totaled three solo tackles and one pass defended at Pit. (10/10)... Tallied four solo tackles and one pass defended vs. L.V. (10/17)... Recorded a season-high two passes defended and added two tackles (1 solo) at Cle. (10/21)... Tallied at least one pass defended in the fourth consecutive game and added two tackles (1 solo) vs. Was. (10/31)... Extended his passes defended streak to six games, collecting one pass breakup and three solo tackles vs. Phi. (11/14)... Posted his first career multi-interception game and first interception return for a touchdown as well as five tackles (4 solo), two interceptions (70 yds., 1TD) and two passes defended... Registered a season-high-tying six tackles (4 solo) and two passes defended at LAC (1/2).

COLLEGE: Surtain II started 38-of-41 games played at the University of Alabama, totaling 117 tackles (82 solo), four interceptions (69 yds., 1TD), 27 pass breakups, four forced fumbles and two fumble recoveries... Started all 13 games played in 2020, totaling 38 tackles (22 solo), one interception (25 yds., 1TD), 12 pass breakups and one fumble recovery... Contributed to Alabama's 2020 national championship team while being named SEC Defensive Player of the Year, first-team All-SEC, a unanimous first-team All-American and the Rose Bowl's Most Valuable Player... Named a finalist for the Lott IMPACT and Bronko Nagurski trophies and the Chuck Bednarik and Jim Thorpe Awards... Tallied first career pick six and returned one interception for 25 yards vs. Mississippi State (10/31)... Garnered Defensive Most Valuable Player honors after his performance in the Rose Bowl vs. Notre Dame (1/1)... Registered three tackles (2 solo) in the CFP National Championship Game vs. Ohio State (1/1)... Opened all 13 games in 2019, posting 42 tackles (32 solo), two interceptions (24 yds.), eight pass breakups, three forced fumbles and one fumble recovery... Nabbed a career-high eight tackles (6 solo) at South Carolina (9/14)... Totaled seven tackles (3 solo) in the Citrus Bowl vs. Michigan (1/1)... Started 12-of-15 games during his true freshman season in 2018, posting 37 tackles (28 solo), one interception (20 yds.), seven pass breakups and one forced fumble... Named a Freshman All-American by *The Athletic* and earned SEC All-Freshman Team honors by league coaches... Recorded three solo tackles in the Iron Bowl vs. Oklahoma (12/29)... Had one solo tackle in the CFP National Championship Game vs. Clemson (1/7).

PERSONAL: Surtain II attended American Heritage High School in Plantation, Fla., where he helped lead the school to back-to-back 5A state titles in his junior and senior seasons... Selected to the *Sun Sentinel* All-County first team in Broward during his final two years of prep football... Named a 2018 U.S. Army All-American and was selected to the 2017 All-USA Florida Football Team following his senior campaign... Father, Patrick Surtain Sr., played 11 NFL seasons with Miami (1998-2004) and Kansas City (2005-08) while being named a Pro Bowler on three occasions... Pat Surtain II (pronounced: sur-TAIN) was born on April 14, 2000, in Plantation, Fla.

SURTAIN II'S REGULAR SEASON RECORD

Year	Club	G	S	UT	A	TT	S-Yds.	I-Yds.	PD	FF	FR	TD-Int.	TD-FR	S	Pts.
2021	Denver	16	15	45	13	58	0-0	4-70	14	0	0	1	0	0	6
2022	Denver	17	17	46	14	60	0-0	2--3	10	1	0	0	0	0	0
2023	Denver	17	17	59	10	69	0-0	1-0	12	0	0	0	0	0	0
CAREER TOTALS		50	49	150	37	187	0-0	7-67	36	1	0	1	0	0	6

SURTAIN II'S SINGLE GAME HIGHS

(Postseason in parentheses)

Tackles — 8, at Las Vegas, 10/2/22 (none). **Interceptions** — 2, vs. L.A. Chargers, 11/28/21 (none). **Passes Defended** — 3, vs. Las Vegas, 9/10/23 (none). **Forced Fumbles** — 1, vs. Indianapolis, 10/6/22 (none).

PAT SURTAIN II'S CAREER GAME-BY-GAME

(Victories asterisked)

2021 DENVER (7-10)		TACKLES									
Date	Opponent	P/S	UT	A	TT	S-Yds.	I-Yds.	PD	FF	FR	
Sept 12	at N.Y. Giants*	P	0	0	0	0-0	0-0	0	0	0	
Sept 19	at Jacksonville*	S	2	2	4	0-0	1-0	1	0	0	
Sept 26	vs. N.Y. Jets*	S	5	0	5	0-0	0-0	1	0	0	
Oct 3	vs. Baltimore	S	6	0	6	0-0	0-0	0	0	0	
Oct 10	at Pittsburgh	S	3	0	3	0-0	0-0	1	0	0	
Oct 17	vs. Las Vegas	S	4	0	4	0-0	0-0	1	0	0	
Oct 21	at Cleveland	S	1	1	2	0-0	0-0	2	0	0	
Oct 31	vs. Washington*	S	1	1	2	0-0	0-0	1	0	0	
Nov 7	at Dallas*	S	2	1	3	0-0	0-0	1	0	0	
Nov 14	vs. Philadelphia	S	3	0	3	0-0	0-0	1	0	0	
Nov 28	vs. L.A. Chargers*	S	4	1	5	0-0	2-70t	2	0	0	
Dec 5	at Kansas City	S	1	0	1	0-0	1-0	1	0	0	
Dec 12	vs. Detroit*	S	4	1	5	0-0	0-0	0	0	0	
Dec 19	vs. Cincinnati	S	3	2	5	0-0	0-0	0	0	0	
Dec 26	at Las Vegas	S	3	1	4	0-0	0-0	0	0	0	
Jan 2	at L.A. Chargers	S	4	2	6	0-0	0-0	2	0	0	
Jan 8	vs. Kansas City										
Season Totals			16/15	45	13	58	0-0	4-70	14	0	0
2022 DENVER (5-12)		TACKLES									
Date	Opponent	P/S	UT	A	TT	S-Yds.	I-Yds.	PD	FF	FR	
Sept 12	at Seattle	S	3	1	4	0-0	0-0	0	0	0	
Sept 18	vs. Houston*	S	2	0	2	0-0	0-0	0	0	0	
Sept 25	vs. San Francisco*	S	1	0	1	0-0	0-0	2	0	0	
Oct 2	at Las Vegas	S	6	2	8	0-0	0-0	2	0	0	
Oct 6	vs. Indianapolis	S	4	3	7	0-0	0-0	0	1	0	
Oct 17	at L.A. Chargers	S	0	0	0	0-0	0-0	1	0	0	
Oct 23	vs. N.Y. Jets	S	3	0	3	0-0	0-0	0	0	0	
Oct 30	at Jacksonville*	S	3	2	5	0-0	0-0	0	0	0	
Nov 13	at Tennessee	S	2	1	3	0-0	0-0	1	0	0	
Nov 20	vs. Las Vegas	S	2	0	2	0-0	0-0	0	0	0	
Nov 27	at Carolina	S	5	0	5	0-0	0-0	1	0	0	
Dec 4	at Baltimore	S	6	1	7	0-0	0-0	1	0	0	
Dec 11	vs. Kansas City	S	1	1	2	0-0	1-0	1	0	0	
Dec 18	vs. Arizona*	S	4	2	6	0-0	1-3	1	0	0	
Dec 25	at L.A. Rams	S	2	0	2	0-0	0-0	0	0	0	
Jan 1	at Kansas City	S	1	1	2	0-0	0-0	0	0	0	
Jan 8	vs. L.A. Chargers*	S	1	0	1	0-0	0-0	0	0	0	
Season Totals			17/17	46	14	60	0-0	2-3	10	1	0
2023 DENVER (8-9)		TACKLES									
Date	Opponent	P/S	UT	A	TT	S-Yds.	I-Yds.	PD	FF	FR	
Sept 10	vs. Las Vegas	S	2	0	2	0-0	0-0	3	0	0	
Sept 17	vs. Washington	S	3	0	3	0-0	0-0	0	0	0	
Sept 24	at Miami	S	4	1	5	0-0	0-0	0	0	0	
Oct 1	at Chicago*	S	3	0	3	0-0	0-0	2	0	0	
Oct 8	vs. N.Y. Jets	S	4	1	5	0-0	1-0	1	0	0	
Oct 12	at Kansas City	S	7	0	7	0-0	0-0	0	0	0	
Oct 22	vs. Green Bay*	S	2	0	2	0-0	0-0	1	0	0	
Oct 29	vs. Kansas City*	S	3	0	3	0-0	0-0	1	0	0	
Nov 13	at Buffalo*	S	1	1	2	0-0	0-0	0	0	0	
Nov 19	vs. Minnesota*	S	3	1	4	0-0	0-0	1	0	0	
Nov 26	vs. Cleveland*	S	2	2	4	0-0	0-0	0	0	0	
Dec 3	at Houston	S	4	1	5	0-0	0-0	1	0	0	
Dec 10	at L.A. Chargers*	S	5	0	5	0-0	0-0	0	0	0	
Dec 16	at Detroit	S	2	1	3	0-0	0-0	0	0	0	
Dec 24	vs. New England	S	5	1	6	0-0	0-0	0	0	0	
Dec 31	vs. L.A. Chargers*	S	4	0	4	0-0	0-0	1	0	0	
Jan 7	at Las Vegas	S	5	1	6	0-0	0-0	1	0	0	
Season Totals			17/17	59	10	69	0-0	1-0	12	0	0

DID YOU KNOW?

The Broncos in 2005 became the first team in NFL history to have two 100-yard rushers and a 300-yard passer in the same game. In Denver's contest against Philadelphia on Oct. 30, 2005, Mike Anderson (126 yds.) and Tatum Bell (107 yds.) each had at least 100 rushing yards while Jake Plummer (309 yds.) cleared the 300-yard passing mark in Denver's 49-21 victory.



COURTLAND SUTTON

14

WIDE RECEIVER



6-4 • 216 • 7TH YR. • SOUTHERN METHODIST

BORN: Oct. 10, 1995, in Brenham, Texas

HIGH SCHOOL: Brenham (Texas) High School

ACQUIRED: Draft #2 (40th overall), 2018

NFL YEAR: 7th • **YEAR WITH BRONCOS:** 7th

NFL GAMES PLAYED/STARTED: 81/69

SUTTON AT A GLANCE:

- A seventh-year Pro Bowl wide receiver who has appeared in 81 career regular-season games (69 starts) with Denver (2018-23), catching 298 passes for 4,259 yards (14.3 avg.) with 24 touchdowns to go with one two-point conversion and five rushes for 21 yards (4.2 avg.).
- Surpassed 4,000 receiving yards in his 76th career game, becoming the fifth-fastest Bronco to accomplish the feat.
- Became the first Bronco since 2014 to record at least 10 touchdown receptions in a season after totaling 59 catches for 772 yards (13.1 avg.) with 10 scores in 2023.
- Finished 2022 with 829 yards on 64 catches (13.0 avg.) with two receiving touchdowns after starting all 15 games played.
- Recorded 58 catches for 776 yards (13.4 avg.) with two touchdowns in 17 games played (16 starts) in 2021.
- Appeared in one game with the Broncos in 2020 before being placed on injured reserve on Sept. 21 with a season-ending knee injury.
- Registered the most receiving yards (1,816) and receiving touchdowns (10) in Broncos history through a player's first two seasons.
- Named to the Pro Bowl in 2019 after finishing with 72 catches for 1,112 yards (15.4 avg.) and six touchdowns, becoming just the third player in team annals to record a 1,000-yard receiving season by his second year.
- Totaled the fourth-most receiving yards (704) by a rookie in Broncos history in 2018.
- Started 37-of-39 games played at Southern Methodist University, catching 195 passes for 3,220 yards (16.5 avg.) with 31 touchdowns.
- Ended his collegiate career ranked second in school history in touchdowns (31), third in receiving yards (3,220) and sixth in receptions (195).
- Named to the Associated Press All-America second team and to the All-AAC first team as a redshirt junior in 2017, finishing with 68 catches for 1,085 yards (16.0 avg.) with 12 touchdowns.
- Selected by the Broncos in the second round (40th overall) of the 2018 NFL Draft.

14's TROPHY CASE

Pro Bowls (1)..... 2019

CAREER TRANSACTIONS: Signed by Denver as a draft choice 5/10/18.



2023: Sutton became the first Bronco since 2014 to record at least 10 touchdown receptions in a season after totaling 59 catches for 772 yards (13.1 avg.) with 10 scores... Caught four passes for 32 yards (8.0 avg.) with one touchdown in the season opener vs. L.V. (9/10)... Caught a team-high five passes for 66 yards (13.2 avg.) vs. Was. (9/17)... Had a team-high 91 yads on eight catches (11.4 avg.) with one touchdown at Mia. (9/24)... Caught a 13-yard touchdown pass from QB Russell Wilson and also made three catches for 27 yards to help the Broncos comeback from a 21-point deficit to win at Chi. (10/1)... Caught his fourth touchdown of the season after bringing in an 11-yard pass from Wilson in the fourth quarter while also making four catches for a team-high 46 yards (11.5 avg.) at K.C. (10/12)... Recorded his fifth touchdown catch of the season in the win vs. G.B. (10/22), finishing the contest with six catches for 76 yards (12.7 avg.) with one score... Tied his career high for receiving touchdowns in a season (6) after catching two passes for 29 yards (14.5 avg.) with one touchdown in the win vs. K.C. (10/29)... Eclipsed his previous career high after catching his seventh touchdown pass of the season vs. Buf. (11/13), finishing the game with eight receptions for 53 yards (6.6 avg.) with one score... Recorded a touchdown in five consecutive games after nabbing a game-winning pass from Wilson with 1:03 remaining in the win vs. Min. (11/19)... Sutton finished the game with a team-high 66 yards on four catches (16.5 avg.) with one score... Had a team-high 61 yards on three catches (20.3 avg.) in the win vs. Cle. (11/26)... Recorded his ninth receiving score of the season after totaling a team-high 77 yards on two catches (38.5 avg.), including a 45-yard

SUTTON OFF TO A FAST START TO HIS CAREER

MOST REC. YARDS THROUGH FIRST TWO SEASONS, BRONCOS

Player	Years	Rec.	Yds.	TDs
1. Courtland Sutton	2018-19	114	1,816	10
2. Brandon Marshall	2006-07	122	1,634	9
3. Eddie Royal	2008-09	128	1,325	5
4. Ricky Nattiel	1987-88	77	1,204	3
5. Mark Jackson	1986-87	64	1,174	3

MOST REC. TDs THROUGH FIRST TWO SEASONS, BRONCOS

Player	Years	Rec.	Yds.	TDs
1. Courtland Sutton	2018-19	114	1,816	10
2. Brandon Marshall	2006-07	122	1,634	9
Eric Decker	2010-11	50	718	9
Tony Scheffler	2006-07	67	835	9
5. Riley Odoms	1972-73	64	949	9

score, at Hou. (12/3)... Became the first Broncos player since WR Demaryius Thomas and TE Julius Thomas in 2014 to total double-digit touchdown catches in a single season after catching three passes for 62 yards with one score at LAC (12/10)... His 46-yard touchdown grab was the second-longest receiving score of his career at the time... Had a team-high five catches for 71 yards (14.2 avg.) at Det. (12/16).

2022: Sutton started all 15 games played, finishing with 829 yards on 64 catches (13.0 avg.) with two receiving touchdowns... Notched his fifth career 100-yard game vs. Hou. (9/18), tallying 122 yards on 7 receptions (17.4 avg.)... Totaled 97 yards on eight receptions (12.1 avg.) vs. S.F. (9/25)... Had five catches for 52 yards (10.4 avg.), including a touchdown grab, at L.V. (10/2)... Notched a team-high 74 yards on 5 catches (14.8 avg.) vs. Ind. (10/6)... Totaled 66 yards on six catches (11.0 avg.) at Ten. (11/13)... Talled a team-high 80 yards on five receptions (16.0 avg.) vs. L.V. (11/20)... Totaled a team-high 75 yards on six catches (12.5 avg.) at Car. (11/27)... Recorded five receptions for 64 yards (12.8 avg.) at LAR (12/25)... Made three catches for 33 yards (11.0 avg.), including a 20-yard touchdown catch, vs. LAC (1/8).

2021: Sutton appeared in 17 games (16 starts), totaling 58 receptions for 776 yards (13.4 avg.) with two touchdowns... Posted one reception for 14 yards in the season opener at NYG (9/12)... Talled third career 100-yard receiving effort, set career highs in receptions (9) and yards (159), nabbed the second-longest reception of his career (55 yds.) and tallied the most receiving yards by a Bronco since 2016 at Jac. (9/19)... Posted his second 100-yard receiving effort of the season, collected his first touchdown of 2021 (11th of career), and led the team in receptions (7) and yards (120) for a 17.1 avg. with one score at Pit. (10/10)... Recorded a touchdown in his second consecutive game and posted eight catches for 94 yards (11.8 avg.) with one touchdown vs. L.V. (10/17).

2020: Sutton appeared in one game with the Broncos before being placed on injured reserve on Sept. 21 with a season-ending knee injury (ACL tear)... Broke the 3,000 career receiving yards mark in his 54th career game at L.V. (10/2), totaling five receptions for 52 yards and a score in the game.

2019: Sutton became just the third player in franchise history to record a 1,000-yard receiving season by his second year, finishing with 72 catches for 1,112 yards (15.4 avg.) with 10 touchdowns in 16 games (14 starts)... Named to his first career Pro Bowl... Ranked third in the AFC and 10th in the NFL in yards per catch (15.4 avg.), while ending the season tied for second in the league with 16 big-play receptions (25+ yds.)... Registered his first-career 100-yard game at Oak. (9/9), recording a career-high seven receptions for a career-high 120 yards... Talled five receptions for 87 yards (17.4 avg.) at G.B. (9/22)... Totaled 62 receiving yards and two touchdowns on six receptions (10.3 avg.) vs. Jac. (9/29)... Registered four receptions for 92 yards (23.0 avg.), including a 70-yard touchdown catch at LAC (10/6)... Made four catches for 76 yards (19.0 avg.) vs. Ten. (10/13)... Collected 87 yards on six receptions (14.5 avg.) vs. K.C. (10/17)... Recorded three receptions for 72 yards (24.0 avg.) at Ind. (10/27)... Led the Broncos with five receptions (56 yds.) and had a 21-yard touchdown catch in the first quarter vs. Cle. (11/3)... Recorded 113 yards on five receptions (22.6 avg.) with 10 rushing yards on two attempts (5.0 avg.) and a completed pass for 38 yards at Min. (11/17)... Posted four receptions for 74 yards (18.5 avg.) and two touchdowns vs. LAC (12/1)... Recorded five receptions for 34 yards (6.8 avg.) at Hou. (12/8)... Collected 79 yards on four receptions (19.8 avg.) at K.C. (12/15) to pass 1,000 receiving yards on the season.

2018: Selected by Denver in the second round (40th overall) of the 2018 NFL Draft, Sutton played all 16 games (9 starts), recording 42 receptions for 704 yards (16.8 avg.) with four touchdowns... Totaled the fourth

SUTTON ECLIPSES 3,000 CAREER RECEIVING YARDS

FEWEST GAMES TO 3,000 CAREER REC. YDS., BRONCOS HISTORY

Player	Games
1. Demaryius Thomas	46
2. Brandon Marshall	49
3. Courtland Sutton	54
4. Eric Decker	61
Vance Johnson	61

most receiving yards (704) by a rookie in Broncos history... Caught two passes for 45 yards (22.5 avg.) in his NFL debut vs. Sea. (9/9)... Scored his first career touchdown on an 8-yard reception at NYJ (10/7)... Caught a 28-yard touchdown pass from WR Emmanuel Sanders at Ari. (10/18)... Recorded four receptions for 85 yards and scored on a 30-yard touchdown reception at Cin. (12/2)... Passed Ricky Nattiel for the fourth-most receiving yards by a rookie in team history after catching a six passes for 65 yards (10.8 avg.) with one touchdown at Oak. (12/24).

COLLEGE: Started 37-of-39 games played at SMU catching 195 passes for 3,220 yards (16.5 avg.) with 31 touchdowns... Ended his collegiate career ranked second in school history in touchdowns (31), third in receiving yards (3,220) and sixth in receptions (195)... Started all 13 games played and was named to the Associated Press' All-American second team and to the All-AAC first team as a redshirt junior... Opened all 12 games played as a redshirt sophomore and became the first SMU receiver to garner first-team all-conference honors in five seasons... Led the team in receptions (76), receiving yards (1,246) and receiving touchdowns (10)... Started all 12 games as a redshirt freshman, finishing the season with 49 catches for 862 yards (17.6 avg.) with nine touchdowns... Completed two passes for 75 yards (37.5 avg.)... Set the SMU freshman record for receiving yards with 862... Appeared in two games in 2014 and made two catches for 27 yards (13.5 avg.) before being granted a medical redshirt.

PERSONAL: Sutton attended Brenham (Texas) High School, where he was named all-district as a tight end and safety during his senior season... Helped his team to a 14-2 record and an appearance in the 4A State Championship Game... Averaged 15.2 points per game in basketball as a senior... Courtland Sutton was born on Oct. 10, 1995 in Brenham, Texas.

SUTTON'S REGULAR SEASON RECORD

Year	Club	RECEIVING							SCORING					
		G	S	No.	Yds.	Avg.	LG	TD	TD	TDru	TDre	TDrt	2pt	Pts.
2018	Denver	16	9	42	704	16.8	42	4	4	0	4	0	0	24
2019	Denver	16	14	72	1,112	15.4	70t	6	6	0	6	0	0	36
2020	Denver	1	1	3	66	22.0	45	0	0	0	0	0	0	0
2021	Denver	17	16	58	776	13.4	55	2	2	0	2	0	1	14
2022	Denver	15	15	64	829	13.0	51	2	2	0	2	0	0	12
2023	Denver	16	14	59	772	13.1	46t	10	10	0	10	0	0	60
CAREER TOTALS		81	69	298	4,259	14.3	70t	24	24	0	24	0	1	146

ADDITIONAL STATISTICS: *Special-teams tackles* — 2018 (1), TOTAL (1). *Miscellaneous tackles* — 2018 (1), 2019 (1), 2020 (1), 2022 (4), TOTAL (7). *Rushing* — 2018 (1 for -1 yards, -1.0 avg., -1 LG, 0 TD), 2019 (3 for 17 yards, 5.7 avg., 9 LG, 0 TD), 2022 (1 for 5 yards, 5.0 avg., 5 LG, 0 TD) TOTAL (5 for 21 yards, 4.2 avg., 9 LG, 0 TD). *Completed a 38-yard pass* at Min. (11/17/19).

SUTTON'S SINGLE-GAME HIGHS

(Postseason in parentheses)

Receptions — 9, at Jacksonville, 9/19/21 (none). **Receiving yards** — 159, at Jacksonville, 9/19/21 (none). **Longest reception** — 70t, at L.A. Chargers, 10/6/19 (none). **Receiving touchdowns** — 2, twice, last: vs. L.A. Chargers, 12/1/19 (none).

SUTTON'S 100-YARD GAMES (5)

**Denotes win; (The Broncos are 2-3 when Sutton records at least 100 receiving yards in a game.)*

Date	Opponent	Rec.-Yds.
9/19/21	at Jacksonville*	9-159
9/18/22	vs. Houston*	7-122
10/10/21	at Pittsburgh	7-120
9/9/19	at Oakland	7-120
11/17/19	at Minnesota	5-113

COURTLAND SUTTON'S CAREER GAME-BY-GAME

(Victories asterisked)

2018 DENVER (6-10)		RECEIVING							SCORING	
Date	Opponent	P/S	No.	Yds.	Avg.	LG	TD	TD	2pt.	Pts.
Sept 9	vs. Seattle*	P	2	45	22.5	25	0	0	0	0
Sept 16	vs. Oakland*	P	1	9	9.0	9	0	0	0	0
Sept 23	at Baltimore	P	2	37	18.5	21	0	0	0	0
Oct 1	vs. Kansas City	P	3	51	17.0	42	0	0	0	0
Oct 7	at N.Y. Jets	S	2	18	9.0	10	1	0	0	6
Oct 14	vs. L.A. Rams	P	3	58	19.3	41	0	0	0	0
Oct 18	at Arizona*	P	1	28	28.0	28t	1	0	0	6
Oct 28	at Kansas City	P	3	78	26.0	42	0	0	0	0
Nov 4	vs. Houston	S	3	57	19.0	22	0	0	0	0
Nov 18	at L.A. Chargers*	S	3	78	26.0	39	0	0	0	0
Nov 25	vs. Pittsburgh*	S	1	14	14.0	14	0	0	0	0
Dec 2	at Cincinnati*	S	4	85	21.3	30t	1	0	0	6
Dec 9	at San Francisco	S	2	14	7.0	10	0	0	0	0
Dec 15	vs. Cleveland	S	5	42	8.4	13	0	0	0	0
Dec 24	at Oakland	S	6	65	10.8	20	1	0	0	6
Dec 30	vs. L.A. Chargers	S	1	25	25.0	25	0	0	0	0
Season Totals		16/6	42	704	16.8	42	4	4	0	24

2019 DENVER (7-9)			RECEIVING					SCORING		
Date	Opponent	P/S	No.	Yds.	Avg.	LG	TD	2pt.	Pts.	
Sept 9	at Oakland	P	7	120	16.8	30	0	0	0	
Sept 15	vs. Chicago	S	4	40	10.0	16	0	0	0	
Sept 22	at Green Bay	S	5	87	17.4	52	0	0	0	
Sept 29	vs. Jacksonville	S	6	62	10.3	27	2	0	12	
Oct 6	at L.A. Chargers*	P	4	92	23.0	70t	1	0	6	
Oct 13	vs. Tennessee*	S	4	76	19.0	41	0	0	0	
Oct 17	vs. Kansas City	S	6	87	14.5	41	0	0	0	
Oct 27	at Indianapolis	S	3	72	24.0	33	0	0	0	
Nov 3	vs. Cleveland*	S	5	56	11.2	21t	1	0	6	
Nov 17	at Minnesota	S	5	113	22.6	48	0	0	0	
Nov 24	at Buffalo	S	1	27	27.0	27	0	0	0	
Dec 1	vs. L.A. Chargers*	S	4	74	18.5	33	2	0	12	
Dec 8	at Houston*	S	5	34	6.8	11	0	0	0	
Dec 15	at Kansas City	S	4	79	19.8	33	0	0	0	
Dec 22	vs. Detroit*	S	5	41	8.2	15	0	0	0	
Dec 29	vs. Oakland*	S	4	52	13.0	19	0	0	0	
Season Totals			16/14	72	1,112	15.4	70t	6	0	36

2020 DENVER (5-11)			RECEIVING					SCORING		
Date	Opponent	P/S	No.	Yds.	Avg.	LG	TD	2pt.	Pts.	
Sept 15	vs. Tennessee									
Sept 20	at Pittsburgh	S	3	66	22.0	45	0	0	0	
PLACED ON INJURED RESERVE (KNEE) ON SEP. 21										
Season Totals			1/1	3	66	22.0	45	0	0	0

2021 DENVER (7-10)			RECEIVING					SCORING		
Date	Opponent	P/S	No.	Yds.	Avg.	LG	TD	2pt.	Pts.	
Sept 12	at N.Y. Giants*	S	1	14	14.0	14	0	0	0	
Sept 19	at Jacksonville*	S	9	159	17.7	55	0	0	0	
Sept 26	vs. N.Y. Jets*	S	5	37	7.4	14	0	0	0	
Oct 3	vs. Baltimore	S	3	47	15.7	32	0	0	0	
Oct 10	at Pittsburgh	S	7	120	17.1	39t	1	0	6	
Oct 17	vs. Las Vegas	S	8	94	11.8	18	1	0	6	
Oct 21	at Cleveland	S	5	68	13.6	31	0	0	0	
Oct 31	vs. Washington*	S	2	40	20.0	31	0	0	0	
Nov 7	at Dallas*	S	1	9	9.0	9	0	1	2	
Nov 14	vs. Philadelphia	S	2	29	14.5	26	0	0	0	
Nov 28	vs. L.A. Chargers*	S	2	17	8.5	12	0	0	0	
Dec 5	at Kansas City	S	2	15	7.5	10	0	0	0	
Dec 12	vs. Detroit*	P	1	9	9.0	9	0	0	0	
Dec 19	vs. Cincinnati	S	2	12	6.0	7	0	0	0	
Dec 26	at Las Vegas	S	4	33	8.3	16	0	0	0	
Jan 2	at L.A. Chargers	S	3	60	20.0	44	0	0	0	
Jan 8	vs. Kansas City	S	1	13	13.0	13	0	0	0	
Season Totals			17/16	58	776	13.4	55	2	1	14

2022 DENVER (5-12)			RECEIVING					SCORING		
Date	Opponent	P/S	No.	Yds.	Avg.	LG	TD	2pt.	Pts.	
Sept 12	at Seattle	S	4	72	18.0	30	0	0	0	
Sept 18	vs. Houston*	S	7	122	17.4	35	0	0	0	
Sept 25	vs. San Francisco*	S	8	97	12.1	34	0	0	0	
Oct 2	at Las Vegas	S	5	52	10.4	18	1	0	6	
Oct 6	vs. Indianapolis	S	5	74	14.8	51	0	0	0	
Oct 17	at L.A. Chargers	S	2	14	7.0	9	0	0	0	
Oct 23	vs. N.Y. Jets	S	3	23	7.7	11	0	0	0	
Oct 30	at Jacksonville*	S	1	13	13.0	13	0	0	0	
Nov 13	at Tennessee	S	6	66	11.0	17	0	0	0	
Nov 20	vs. Las Vegas	S	5	80	16.0	23	0	0	0	
Nov 27	at Carolina	S	6	75	12.5	22	0	0	0	
Dec 4	at Baltimore	S	0	0	—	—	0	0	0	
Dec 11	vs. Kansas City									
Dec 18	vs. Arizona*									
Dec 25	at L.A. Rams	S	5	64	12.8	20	0	0	0	
Jan 1	at Kansas City	S	4	44	11.0	18	0	0	0	
Jan 8	vs. L.A. Chargers*	S	3	33	11.0	20t	1	0	6	
Season Totals			15/15	64	829	13.0	51	2	0	12

DID YOU KNOW?

In 2018, Broncos Owner Pat Bowlen earned his 350th overall win in Week 2 against Oakland to become the fastest owner (581 games) in professional football history to reach 350 wins.

2023 DENVER (8-9)		RECEIVING						SCORING		
Date	Opponent	P/S	No.	Yds.	Avg.	LG	TD	2pt.	Pts.	
Sept 10	vs. Las Vegas	S	4	32	8.0	15	1	0	6	
Sept 17	vs. Washington	S	5	66	13.2	21	0	0	0	
Sept 24	at Miami	S	8	91	11.4	25	1	0	6	
Oct 1	at Chicago*	S	3	27	9.0	13t	1	0	6	
Oct 8	vs. N.Y. Jets	S	1	13	13.0	13	0	0	0	
Oct 12	at Kansas City	S	4	46	11.5	21	1	0	6	
Oct 22	vs. Green Bay*	S	6	76	12.7	33	1	0	6	
Oct 29	vs. Kansas City*	S	2	29	14.5	23	1	0	6	
Nov 13	at Buffalo*	P	8	53	6.6	30	1	0	6	
Nov 19	vs. Minnesota*	S	4	66	16.5	33	1	0	6	
Nov 26	vs. Cleveland*	P	3	61	20.3	31	0	0	0	
Dec 3	at Houston	S	2	77	38.5	45t	1	0	6	
Dec 10	at L.A. Chargers*	S	3	62	20.7	46t	1	0	6	
Dec 16	at Detroit	S	5	71	14.2	23	0	0	0	
Dec 24	vs. New England	S	0	0	—	—	0	0	0	
Dec 31	vs. L.A. Chargers*	INACTIVE								
Jan 7	at Las Vegas	S	1	2	2.0	2	0	0	0	
Season Totals			16/14	59	772	13.1	46t	10	0	60



CALVIN THROCKMORTON 76

6-5 • 311 • 4TH YR. • OREGON

BORN: Aug. 16, 1996, in Bellevue, Wash.

HIGH SCHOOL: Newport High School, Bellevue, Wash.

ACQUIRED: Unrestricted Free Agent (Tennessee), 2024

NFL YEAR: 4th • **YEAR WITH BRONCOS:** 1st

NFL GAMES PLAYED/STARTED: 46/27

GUARD



THROCKMORTON AT A GLANCE:

- A fourth-year guard who started 27-of-46 games played at guard for New Orleans (2021-22), Carolina (2023) and Tennessee (2023).
- Appeared in nine games (7 starts) with the Panthers and six contests with the Titans in 2023, combining for 565 offensive snaps and 57 special-teams snaps.
- Made 14 appearances (6 starts) in 2022 with New Orleans and played in 462 offensive snaps and 50 special-teams snaps.
- Played in all 17 games (14 starts) with New Orleans in 2021, combining for the third-most offensive snaps on the Saints offensive line with 937 and 69 special-teams snaps.
- Played at the University of Oregon, where he started the final 52 games (41 at RT, 5 at LT, 3 at RG, 3 at C) he played in with the Ducks from 2015-19.
- Named third-team All-American and first-team All-Pac-12 by the Associated Press as a senior after starting all 14 games (12 at RT, 2 at C) and did not allow a snap in over 935 snaps played.
- Earned first-team All-Pac-12 honors from the AP after starting 13 games (6 at RT, 5 at LT, 1 at C, 1 at RG).
- Attended Newport High School in Bellevue, Wash., where he was a four-year defensive line starter as well as a two-time KingCo 4A Lineman of the Year and first-team all-league selection.
- Signed by New Orleans as a college free agent on April 27, 2020.
- Signed by Denver as an unrestricted free agent on April 1, 2024.

CAREER TRANSACTIONS: Signed by New Orleans as a college free agent 4/27/20; Waived by New Orleans 9/5/20; Signed by New Orleans (practice squad) 9/6/20; Signed by New Orleans 1/18/21; Waived by New Orleans 8/29/23; Acquired via waivers by Carolina 8/30/23; Waived by Carolina 11/14/23; Signed by Tennessee via waivers 11/15/23; Signed by Denver 4/1/24.



2023: Throckmorton appeared in nine games (7 starts) with the Panthers and six contests with the Titans, combining for 565 offensive snaps and 57 special-teams snaps.

2022: Throckmorton made 14 appearances (6 starts) with New Orleans and played in 462 offensive snaps and 50 special-teams snaps.

2021: Throckmorton appeared in all 17 games (14 starts) with New Orleans, combining for the third-most offensive snaps on the Saints offensive line with 937 and 69 special-teams snaps... Made his NFL debut at Atl. (9/10)... Started his first career game at Sea. (9/24), slotting in at right guard... Made four consecutive starts at right guard from Weeks 3-6... Made his first career start at left guard in Week 8 vs. Hou. (10/29)... Made three straight starts at left guard from Weeks 8-10.

2020: Throckmorton spent his rookie campaign competing on the Saints' practice squad after signing with the team as a college free agent on April 27.

COLLEGE: Throckmorton played at the University of Oregon, where he started the final 52 games (41 at RT, 5 at LT, 3 at RG, 3 at C) he played in with the Ducks from 2015-19... Was named third-team All-American and first-team All-Pac-12 by the Associated Press as a senior after starting all 14 games (12 at RT, 2 at C) and did not allow a snap in over 935 snaps played... Earned first-team All-Pac-12 honors as a junior from the AP after starting 13 games (6 at RT, 5 at LT, 1 at C, 1 at RG)... Did not allow a sack in 937 offensive snaps as a sophomore in 2017 after starting all 13 games played (10 at RT, 3 at RG).

PERSONAL: Throckmorton attended Newport High School in Bellevue, Wash., where he was a four-year defensive line starter as well as a two-time KingCo 4A Lineman of the Year and first-team all-league selection... Named to the *Tacoma News Tribune's* 2015 Northwest Nuggets honor roll and PrepStar All-West Region elite... Selected to the Associated Press 2014 4A all-state first team and all-area by the *Seattle Times*... Credited with 13 pancake blocks his senior year in addition to 61 tackles (28 unassisted) and nine tackles for loss... Posted 46 tackles (39 solo) and recovered two fumbles as a junior for the Knights... Calvin Throckmorton was born on Aug. 16, 1996, in Bellevue, Wash.

THROCKMORTON'S REGULAR SEASON RECORD

Year	Club	G	S
2021	New Orleans	17	14
2022	New Orleans	14	6
2023	Car./Ten.	15	7
CAREER TOTALS		46	27

ADDITIONAL STATISTICS: *Miscellaneous tackles* — 2022 (1), TOTAL (1).



ADAM TRAUTMAN

82

TIGHT END

6-5 • 253 • 5TH YR. • DAYTON

BORN: Feb. 5, 1997, in Williamsburg, Mich.

HIGH SCHOOL: Elk Rapids (Mich.) High School

ACQUIRED: Trade (New Orleans), 2023

NFL YEAR: 5th • **YEAR WITH BRONCOS:** 2nd

NFL GAMES PLAYED/STARTED: 60/40 • **POSTSEASON GP/GS:** 2/0



TRAUTMAN AT A GLANCE:

- A fifth-year tight end who has appeared in 60 regular-season games (40 starts) and two postseason games with New Orleans from 2020-22 and Denver in 2023, totaling 845 yards on 82 receptions (10.3 avg.) with seven touchdowns in the regular season.
- Played in all 17 games (12 starts) in 2023 with the Broncos, totaling 22 catches for 204 yards (9.3 avg.) with a career-high three touchdowns.
- Appeared in 15 games for the Saints (12 starts) in 2022, totaling 207 yards and one touchdown on 18 receptions (11.5 avg.).
- Started 10-of-13 games played in 2021, totaling career highs in receptions (27), receiving yards (263) while totaling two receiving touchdowns.
- Played in 15 games (6 starts) during his rookie year in 2020, totaling 15 catches for 171 yards (11.4 avg.) with one touchdown and one special-teams tackle.
- Enrolled at Dayton as a quarterback, but soon switched to tight end, where he totaled 178 receptions for 2,295 yards (12.9 avg.) with 31 touchdowns in 44 games (40 starts).
- Was named a team captain and first-team All-PFL, PFL Offensive Player of the Year and first-team All-American as a senior after leading the Flyers with 916 receiving yards on 70 catches (13.1 avg.) with a career-high 14 scores.
- His 70 receptions in a season broke an all-time school record and his 916 yards ranked second among tight ends in a single season at Dayton.
- Attended Elk Rapids (Mich.) High School, where he was named team captain twice, first-team All-Conference twice, All-County twice, All-Region once and Conference Player of the Year once.

- Selected by the Saints in the third round (105th overall) of the 2020 NFL Draft.
- Traded to Denver along with a seventh-round 2023 NFL Draft choice from New Orleans in exchange for a sixth-round 2023 NFL Draft pick on April 29, 2023.

CAREER TRANSACTIONS: Signed by New Orleans as a draft choice 7/27/20; Traded to Denver 4/29/23; Re-signed by Denver 3/13/24.



2023: Trautman played in all 17 games (12 starts) with the Broncos, totaling 22 catches for 204 yards (9.3 avg.) with a career-high three touchdowns... Made his Broncos debut in the season opener vs. L.V. (9/10), catching a team-high five passes for 34 yards (6.8 avg.)... Produced his first touchdown as a Bronco after catching four passes for 26 yards (6.5 avg.) and bringing in a three-yard touchdown pass from QB Russell Wilson vs. NYJ (10/8)... Caught two passes for 33 yards in the win vs. Min. (11/19)... Caught his second touchdown pass of the season from Wilson during the win vs. Cle. (11/26)... Recorded a new career high for touchdown catches (3) in a single season after totaling two catches for 19 yards (9.5 avg.) with one score at LAC (12/10).

2022: Trautman appeared in 15 games for the Saints (12 starts), totaling 207 yards and one touchdown on 18 receptions (11.5 avg.)... Also appeared in 76 special-teams snaps, recovering one fumble... Made three catches for 37 yards (12.3 avg.) vs. Min. (10/2)... Posted his first receiving score of the season along with 32 yards on two receptions (16.0 avg.) vs. Sea. (10/9)... Recovered a special-teams fumble vs. Cin. (10/16)... Made three catches for 12 yards (4.0 avg.) vs. LAR (11/20)... Caught two passes for 28 yards (14.0 avg.) at T.B. (12/5).

2021: Trautman started 10-of-13 games played for New Orleans, totaling career highs in receptions (27), receiving yards (263) while also recording two receiving touchdowns... Produced three receptions for 18 yards (6.0 avg.) vs. G.B. (9/12)... Made two catches for 43 yards (21.5 avg.), including a season-high 32-yard catch, at Was. (10/10)... Recorded 36 yards on three catches (12.0 avg.) at Sea. (10/25)... Registered 47 yards on four receptions (11.8 avg.) vs. Atl. (11/7)... Nabbed a career-high five receptions for 32 yards (6.4 avg.) at Ten. (11/14)... Tied his career high of five catches and also set a career high with 58 receiving yards along with his first touchdown of the season at Phi. (11/21)... Caught an 18-yard pass for a touchdown in the final week of the season at Atl. (1/9).

2020: Trautman played in 15 games (6 starts) after being drafted in the third round (105th overall) of the 2020 NFL Draft by the Saints... Totaled 15 catches for 171 yards (11.4 avg.) with one touchdown and one special-teams tackle on 154 special-teams snaps... Made his NFL debut vs. T.B. (9/13)... Caught his first career pass for 17 yards at L.V. (9/21)... Started his first career game at Det. (10/4)... Caught three passes for 39 yards (13.0 avg.), including his first career NFL touchdown, and made his first special-teams tackle at T.B. (11/8)... Made two catches for 45 yards (22.5 avg.) vs. Min. (12/25)... Appeared in his first postseason game vs. Chi. (1/10), catching one pass for four yards (4.0 avg.)... Also played in the Saints' NFC Divisional Game vs. T.B. (1/17).

COLLEGE: Trautman first enrolled at Dayton as a quarterback, but switched to tight end in 2016 and developed into one of the top offensive players in NCAA FCS... Appeared in 44 games, totaling 178 receptions for 2,295 yards (12.9 avg.) with 31 touchdowns... Was named a team captain and first-team All-PFL, PFL Offensive Player of the Year and first-team All-American as a senior after leading the team with 916 yards on 70 catches (13.1 avg.) with a career-high 14 scores... His 70 receptions in a season broke an all-time-school record and his 916 yards ranked second among tight ends in a single season... Was named second-team All-PFL after starting all 11 games played, totaling 604 yards and nine touchdowns on 41 catches (14.7 avg.) as a junior in 2018... Led the team with 537 total yards in 11 games along with five receiving scores and was named second-team All-PFL during his sophomore year.

PERSONAL: Trautman attended Elk Rapids (Mich.) High School, where he was named team captain twice, first-team All-Conference twice, All-County twice, All-Region once and Conference Player of the Year... Holds single-season and career records for passing yards as well as single-season all-purpose yards and touchdown records... Also competed on the basketball team, where he served as team captain and was first-team All-Conference and All-County... Adam Trautman was born on Feb. 5, 1997, in Williamsburg, Mich.

TRAUTMAN'S REGULAR SEASON RECORD

Year	Club	G	S	No.	RECEIVING				No.	RUSHING			SCORING						
					Yds.	Avg.	LG	TD		Yds.	Avg.	LG	TD	TD	TDrU	TDrE	TDrT	2pt	Pts.
2020	New Orleans	15	6	15	171	11.4	41	1	0	0	—	—	0	1	0	1	0	0	6
2021	New Orleans	13	10	27	263	9.7	32	2	0	0	—	—	0	2	0	2	0	0	12
2022	New Orleans	15	12	18	207	11.5	22t	1	0	0	—	—	0	1	0	1	0	0	6
2023	Denver	17	12	22	204	9.3	24	3	0	0	—	—	0	3	0	3	0	0	18
CAREER TOTALS		60	40	82	845	10.3	41	7	0	0	—	—	0	7	0	7	0	0	42

ADDITIONAL STATISTICS: Special-teams tackles—2020 (1), TOTAL (1). Special-teams fumble recoveries—2022 (1), TOTAL (1).

TRAUTMAN'S POSTSEASON RECORD

Year	Club	G	S	No.	RECEIVING				No.	RUSHING			SCORING							
					Yds.	Avg.	LG	TD		Yds.	Avg.	LG	TD	TD	TDrU	TDrE	TDrT	2pt	Pts.	
2020	New Orleans	2	0	1	4	4.0	4	0	0	0	—	—	0	0	0	0	0	0	0	0
CAREER TOTALS		2	0	1	4	4.0	4	0	0	0	—	—	0	0	0	0	0	0	0	0

TRAUTMAN'S SINGLE GAME HIGHS

(Postseason in parentheses)

Receptions — 5, 3x, last: vs. Las Vegas, 9/10/23 (1, vs. Chicago, 1/10/21). **Receiving yards** — 58, at Philadelphia, 11/21/21 (4, vs. Chicago, 1/10/21). **Longest reception** — 41, vs. Minnesota, 12/25/20 (4, vs. Chicago, 1/10/21). **Receiving touchdowns** — 1, 7x, last: at L.A. Chargers, 12/10/23 (none).

ADAM TRAUTMAN'S CAREER GAME-BY-GAME

(Victories asterisked)

2020 NEW ORLEANS (12-4)			RECEIVING					SCORING	
Date	Opponent	P/S	No.	Yds.	Avg.	LG	TD	2pt.	Pts.
Sept 13	vs. Tampa Bay*	P	0	0	—	—	0	0	0
Sept 21	at Las Vegas	P	1	17	17.0	17	0	0	0
Sept 27	vs. Green Bay	P	2	17	8.5	10	0	0	0
Oct 4	at Detroit*	S	0	0	—	—	0	0	0
Oct 12	vs. L.A. Chargers*		INACTIVE						
Oct 25	vs. Carolina*	P	0	0	—	—	0	0	0
Nov 1	at Chicago*	P	0	0	—	—	0	0	0
Nov 8	at Tampa Bay*	P	3	39	13.0	29	1	0	6
Nov 15	vs. San Francisco*	P	0	0	—	—	0	0	0
Nov 22	vs. Atlanta*	S	1	19	19.0	19	0	0	0
Nov 29	at Denver*	S	1	8	8.0	8	0	0	0
Dec 6	at Atlanta*	S	3	9	3.0	5	0	0	0
Dec 13	at Philadelphia	P	1	12	12.0	12	0	0	0
Dec 20	vs. Kansas City	P	0	0	—	—	0	0	0
Dec 25	vs. Minnesota*	S	2	45	22.5	41	0	0	0
Jan 3	at Carolina*	S	1	5	5.0	5	0	0	0
Season Totals		15/6	15	171	11.4	41	1	0	6
Jan 10	vs. Chicago* ^S	P	1	4	4.0	4	0	0	0
Jan 17	vs. Tampa Bay†	P	0	0	—	—	0	0	0
Postseason Totals		2/0	1	4	4.0	4	0	0	0

†NFC Wild Card Game; *NFC Divisional Playoff Game

2021 NEW ORLEANS (9-8)			RECEIVING					SCORING	
Date	Opponent	P/S	No.	Yds.	Avg.	LG	TD	2pt.	Pts.
Sept 12	vs. Green Bay*	S	3	18	6.0	8	0	0	0
Sept 19	at Carolina	P	0	0	—	—	0	0	0
Sept 26	at New England*	P	0	0	—	—	0	0	0
Oct 3	vs. N.Y. Giants	S	1	3	3.0	3	0	0	0
Oct 10	at Washington*	S	2	43	21.5	32	0	0	0
Oct 25	at Seattle*	S	3	36	12.0	15	0	0	0
Oct 31	vs. Tampa Bay*	S	2	4	2.0	5	0	0	0
Nov 7	vs. Atlanta	S	4	47	11.8	25	0	0	0
Nov 14	at Tennessee	S	5	32	6.4	8	0	0	0
Nov 21	at Philadelphia	S	5	58	11.6	19	1	0	6
Nov 25	vs. Buffalo		INJURED RESERVE						
Dec 2	vs. Dallas		INJURED RESERVE						
Dec 12	at N.Y. Jets*		INJURED RESERVE						
Dec 19	at Tampa Bay*	P	1	4	4.0	4	0	0	0
Dec 27	vs. Miami		RESERVE/COVID-19						
Jan 2	vs. Carolina*	S	0	0	—	—	0	0	0
Jan 9	at Atlanta*	S	1	18	18.0	18	1	0	6
Season Totals		13/10	27	263	9.7	32	2	0	12

2022 NEW ORLEANS (7-10)			RECEIVING					SCORING	
Date	Opponent	P/S	No.	Yds.	Avg.	LG	TD	2pt.	Pts.
Sept 11	at Atlanta*	S	0	0	—	—	0	0	0
Sept 18	vs. Tampa Bay	S	0	0	—	—	0	0	0
Sept 25	at Carolina	S	1	9	9.0	9	0	0	0
Oct 2	vs. Minnesota	S	3	37	12.3	14	0	0	0
Oct 9	vs. Seattle*	S	2	32	16.0	22t	1	0	6
Oct 16	vs. Cincinnati	S	1	8	8.0	8	0	0	0
Oct 20	at Arizona		INACTIVE						
Oct 30	vs. Las Vegas*		INACTIVE						
Nov 7	vs. Baltimore	P	1	8	8.0	8	0	0	0
Nov 13	at Pittsburgh	S	2	22	11.0	18	0	0	0
Nov 20	vs. L.A. Rams*	S	3	12	4.0	7	0	0	0
Nov 27	at San Francisco	P	1	17	17.0	17	0	0	0
Dec 5	at Tampa Bay	S	2	28	14.0	20	0	0	0
Dec 18	vs. Atlanta*	P	0	0	—	—	0	0	0
Dec 24	at Cleveland*	S	0	0	—	—	0	0	0
Jan 1	at Philadelphia*	S	1	16	16.0	16	0	0	0
Jan 8	vs. Carolina	S	1	18	18.0	18	0	0	0
Season Totals		15/12	18	207	11.5	22t	1	0	6

2023 DENVER (8-9)		RECEIVING						SCORING		
Date	Opponent	P/S	No.	Yds.	Avg.	LG	TD	2pt.	Pts.	
Sept 10	vs. Las Vegas	S	5	34	6.8	15	0	0	0	
Sept 17	vs. Washington	P	0	0	—	—	0	0	0	
Sept 24	at Miami	S	0	0	—	—	0	0	0	
Oct 1	at Chicago*	S	0	0	—	—	0	0	0	
Oct 8	vs. N.Y. Jets	P	4	26	6.5	12	1	0	6	
Oct 12	at Kansas City	S	1	4	4.0	4	0	0	0	
Oct 22	vs. Green Bay*	S	1	5	5.0	5	0	0	0	
Oct 29	vs. Kansas City*	S	0	0	—	—	0	0	0	
Nov 13	at Buffalo*	S	2	15	7.5	9	0	0	0	
Nov 19	vs. Minnesota*	S	2	33	16.5	19	0	0	0	
Nov 26	vs. Cleveland*	P	1	8	8.0	8t	1	0	6	
Dec 3	at Houston	P	1	6	6.0	6	0	0	0	
Dec 10	at L.A. Chargers*	S	2	19	9.5	10t	1	0	6	
Dec 16	at Detroit	S	1	24	24.0	24	0	0	0	
Dec 24	vs. New England	S	0	0	—	—	0	0	0	
Dec 31	vs. L.A. Chargers*	S	1	9	9.0	9	0	0	0	
Jan 7	at Las Vegas	P	1	21	21.0	21	0	0	0	
Season Totals			17/12	22	204	9.3	24	3	0	18



DELARRIN TURNER-YELL 32

SAFETY



5-11 • 200 • 3RD YR. • OKLAHOMA

BORN: Dec. 16, 1999, in Hempstead, Texas

HIGH SCHOOL: Hempstead (Texas) High School

ACQUIRED: Draft #5 (152nd overall), 2022

NFL YEAR: 3rd • **YEAR WITH BRONCOS:** 3rd

NFL GAMES PLAYED/STARTED: 30/2

TURNER-YELL AT A GLANCE:

- A third-year safety who has made 26 tackles (19 solo) along with 16 special-teams stops and two fumble recoveries for the Broncos (2022-23) in 30 games (2 starts).
- Appeared in 15 games during his rookie season with the Broncos in 2022, posting eight special-teams stops and two fumble recoveries.
- Started 31-of-40 games played at the University of Oklahoma from 2018-21.
- Totaled 191 tackles (134 solo), 0.5 sacks (4 yds.), four interceptions (42 yds.), six pass breakups and one forced fumble during his four collegiate seasons.
- Earned second-team All-Big 12 honors in 2021 after starting all 10 games played and totaling 52 tackles (35 solo), three interceptions and one pass breakup.
- Started 8-of-10 games played in 2020, recording 52 tackles (32 solo), 0.5 sacks (4 yds.), one interception (42 yds.) and one pass breakup.
- Opened all 13 games played in 2019, posting 75 tackles (60 solo), three pass breakups and one forced fumble.
- Appeared in seven games as a true freshman in 2018, nabbing 12 tackles (7 solo) and one pass breakup.
- Prepped at Hempstead (Texas) High School, where he was named the District 12-3A Defensive MVP as a junior.
- Selected by the Broncos in the fifth round (152nd overall) of the 2022 NFL Draft.

CAREER TRANSACTIONS: Signed by Denver as a draft choice 5/12/22.



2023: Turner-Yell appeared in 16 games (2 starts), totaling 26 tackles (19 solo) and one pass defended... Made a special-teams tackle and his first career defensive tackle vs. Was. (9/17)... Made his first career start at safety in Week 3 at Mia. (9/24), recording a career-high 11 tackles (8 solo) while also making two special-teams stops... Posted his first career pass defended while also tallying nine solo tackles in the 21-point comeback win at Chi. (10/1)... Posted one special-team tackle in the win vs. G.B. (10/22)... Placed on injured reserve (knee) on Jan. 4.

2022: Turner-Yell appeared in 14 games during his rookie season after he was selected by the Broncos in the fifth round (152nd overall) of the 2022 NFL Draft, posting eight special-teams stops and two fumble recoveries... Made two special-teams tackles vs. L.V. (11/20)... Recovered a muffed punt, helping set up a field goal at Car. (11/27)... Recovered his second special-teams fumble vs. LAC (1/8).

COLLEGE: Turner-Yell started 31-of-40 games played at the University of Oklahoma (2018-21), totaling 191 tackles (134 solo), 0.5 sacks (4 yds.), four interceptions (42 yds.), six pass breakups and one forced fumble... Started all 10 games played during his final collegiate campaign and earned second-team All-Big 12 honors after tallying 52 tackles (35 solo), three interceptions and one pass breakup... Totaled a career-high 11 tackles (9 solo) vs. Iowa State (11/20)... Tallied five tackles (4 solo) in Oklahoma's 47-32 victory over Oregon in the Valero Alamo Bowl (12/29)... Appeared in 10 games (8 starts) in 2020, registering 52 tackles (32 solo), 0.5 sacks (4 yds.), one interception (42 yds.) and one pass breakup... Started all 13 games played, collecting 75 tackles (60 solo), three pass breakups and one forced fumble.

PERSONAL: Turner-Yell attended Hempstead (Texas) High School, where he was rated as a three-star recruit by multiple publications/outlets... Named District 12-3A Defensive MVP as a junior... Majored in human relations at the University of Oklahoma... Delarrin (pronounced: duh-LARE-ee-in) Turner-Yell was born on Dec. 16, 1999, in Hempstead, Texas.

TURNER-YELL'S REGULAR SEASON RECORD

Year	Club	G	S	UT	A	TT	S-Yds.	I-Yds.	PD	FF	FR	TD-Int.	TD-FR	S	Pts.
2022	Denver	14	0	0	0	0	0-0	0-0	0	0	2	0	0	0	0
2023	Denver	16	2	19	7	26	0-0	0-0	1	0	0	0	0	0	0
CAREER TOTALS		30	2	19	7	26	0-0	0-0	1	0	2	0	0	0	0

ADDITIONAL STATISTICS: Special-teams tackles — 2022 (8), 2023 (8), TOTAL (16).

DELARRIN TURNER-YELL'S CAREER GAME-BY-GAME

(Victories asterisked)

2022 DENVER (5-12)		TACKLES														
Date	Opponent	P/S	UT	A	TT	S-Yds.	I-Yds.	PD	FF	FR						
Sept 12	at Seattle										INACTIVE					
Sept 18	vs. Houston*	P	0	0	0	0-0	0-0	0	0	0						
Sept 25	vs. San Francisco*										INACTIVE					
Oct 2	at Las Vegas	P	0	0	0	0-0	0-0	0	0	0						
Oct 6	vs. Indianapolis	P	0	0	0	0-0	0-0	0	0	0						
Oct 17	at L.A. Chargers										INACTIVE					
Oct 23	vs. N.Y. Jets	P	0	0	0	0-0	0-0	0	0	0						
Oct 30	at Jacksonville*	P	0	0	0	0-0	0-0	0	0	0						
Nov 13	at Tennessee	P	0	0	0	0-0	0-0	0	0	0						
Nov 20	vs. Las Vegas	P	0	0	0	0-0	0-0	0	0	0						
Nov 27	at Carolina	P	0	0	0	0-0	0-0	0	0	0						
Dec 4	at Baltimore	P	0	0	0	0-0	0-0	0	0	0						
Dec 11	vs. Kansas City	P	0	0	0	0-0	0-0	0	0	0						
Dec 18	vs. Arizona*	P	0	0	0	0-0	0-0	0	0	0						
Dec 25	at L.A. Rams	P	0	0	0	0-0	0-0	0	0	0						
Jan 1	at Kansas City	P	0	0	0	0-0	0-0	0	0	0						
Jan 8	vs. L.A. Chargers*	P	0	0	0	0-0	0-0	0	0	1						
Season Totals			14/0	0	0	0	0-0	0-0	0	0	0	2				
2023 DENVER (8-8)		TACKLES														
Date	Opponent	P/S	UT	A	TT	S-Yds.	I-Yds.	PD	FF	FR						
Sept 10	vs. Las Vegas	P	0	0	0	0-0	0-0	0	0	0						
Sept 17	vs. Washington	P	0	1	1	0-0	0-0	0	0	0						
Sept 24	at Miami	S	8	3	11	0-0	0-0	0	0	0						
Oct 1	at Chicago*	S	9	0	9	0-0	0-0	1	0	0						
Oct 8	vs. N.Y. Jets	P	0	0	0	0-0	0-0	0	0	0						
Oct 12	at Kansas City	P	0	0	0	0-0	0-0	0	0	0						
Oct 22	vs. Green Bay*	P	0	0	0	0-0	0-0	0	0	0						
Oct 29	vs. Kansas City*	P	0	0	0	0-0	0-0	0	0	0						
Nov 13	at Buffalo*	P	1	1	2	0-0	0-0	0	0	0						
Nov 19	vs. Minnesota*	P	0	0	0	0-0	0-0	0	0	0						
Nov 26	vs. Cleveland*	P	0	0	0	0-0	0-0	0	0	0						
Dec 3	at Houston	P	0	0	0	0-0	0-0	0	0	0						
Dec 10	at L.A. Chargers*	P	0	0	0	0-0	0-0	0	0	0						
Dec 16	at Detroit	P	0	0	0	0-0	0-0	0	0	0						
Dec 24	vs. New England	P	0	0	0	0-0	0-0	0	0	0						
Dec 31	vs. L.A. Chargers*	P	0	0	0	0-0	0-0	0	0	0						
Jan 7	at Las Vegas										INJURED RESERVE					
Season Totals			16/2	19	7	26	0-0	0-0	1	0	0					

**EYOMA UWAZURIKE****96****DEFENSIVE LINEMAN****6-6 • 320 • 2ND YR. • IOWA STATE****BORN:** May 6, 1998, in Detroit**HIGH SCHOOL:** Southfield-Lathrup High School, Lathrup Village, Mich.**ACQUIRED:** Draft #4 (116th overall), 2022**NFL YEAR:** 2nd • **YEAR WITH BRONCOS:** 2nd**NFL GAMES PLAYED/STARTED:** 8/0**UWAZURIKE AT A GLANCE:**

- A second-year defensive lineman who has appeared in eight games with the Broncos (2022), tallying 17 tackles (11 solo), one pass defended and a blocked field goal attempt.
- Recorded 144 tackles (70 solo), 15 sacks (104 yds.), three passes defended, two fumble recoveries and two blocked kicks during his five collegiate seasons (2017-21) at Iowa State University.
- Earned first-team All-Big 12 (2021), second-team Academic All-Big 12 (2021) and honorable mention All-Big 12 (2019-20) accolades during his collegiate career.
- Started all 13 games played in 2021, posting 42 tackles (16 solo), nine sacks (74 yds.), one pass defended and one blocked kick.
- Tallied 27 tackles (16 solo), three sacks (18 yds.), one pass defended and one blocked kick while starting all 12 games played in 2020.
- Opened all 13 games played in 2019, recording 32 tackles (19 solo), 1.5 sacks (8 yds.), one pass defended and two fumble recoveries (1 TD).
- Started 8-of-9 games played in 2018, collecting 27 tackles (12 solo) and one sack (1 yd.).
- Appeared in 13 games during his redshirt freshman season in 2017, totaling 16 tackles (7 solo) and one half sack (3 yds.).
- Prepped at Southfield-Lathrup High School in Lathrup Village, Mich., where he was a two-time team defensive MVP, a *Detroit Free Press* first-team All-North honoree and an Oakland Athletic Association All-Association selection during his tenure.
- Selected by the Broncos in the fourth round (116th overall) of the 2022 NFL Draft.

CAREER TRANSACTIONS: Signed by Denver as a draft choice 6/23/22.**2023:** Uwazurike spent the entire season on the reserve/suspended list.

2022: Uwazurike appeared in eight games after being selected by the Broncos in the fourth round (116th overall) of the 2022 NFL Draft, tallying 17 tackles (11 solo), one pass defended and a blocked field goal attempt... Made his first NFL tackles after posting 3 assisted tackles at L.V. (10/2)... Tallied a career-high five tackles (4 solo) at Car. (11/27)... Recorded his first pass defended along with two tackles (1 solo) vs. Ari. (12/18)... Blocked a field goal attempt by Chiefs K Harrison Butker at the end of the first half at K.C. (1/1)... Made four tackles (3 solo) vs. LAC (1/8).

COLLEGE: Uwazurike recorded 144 tackles (70 solo), 15 sacks (104 yds.), three passes defended, two fumble recoveries and two blocked kicks during his five collegiate seasons (2017-21) at Iowa State University... Started all 13 games played during his final collegiate season at Iowa State University, earning first-team All-Big 12 accolades after posting 42 tackles (16 solo), nine sacks (74 yds.), one pass defended and one blocked kick... Ranked fourth in the Big 12 and 30th nationally in sacks (9)... Was an honorable mention All-Big 12 selection for the second consecutive season after starting all 12 games played in 2020, totaling 27 tackles (16 solo), three sacks (18 yds.), one pass defended and one blocked kick... Started all 13 games played in 2019, nabbing 32 tackles (19 solo), 1.5 sacks (8 yds.), one pass defended and two fumble recoveries... Named honorable mention All-Big 12 following the season... Led the team and ranked fifth in the Big 12 in fumble recoveries (2).

PERSONAL: Uwazurike attended Southfield-Lathrup High School in Lathrup Village, Mich., where he was named a *Detroit Free Press* first-team All-North honoree and an Oakland Athletic Association All-Association selection in 2015... Was a two-time team defensive MVP... Tallied 50 tackles, 12 TFL and six sacks as a senior... Majored in communication studies at Iowa State... Eyoma Uwazurike (pronounced: EN-yo-MAH OO-waz-zur-EE-kay) was born on May 6, 1998, in Detroit.

UWAZURIKE'S REGULAR SEASON RECORD

Year	Club	G	S	UT	A	TT	S-Yds.	I-Yds.	PD	FF	FR	TD-Int.	TD-FR	S	Pts.
2022	Denver	8	0	11	6	17	0-0	0-0	1	0	0	0	0	0	0
CAREER TOTALS		8	0	11	6	17	0-0	0-0	1	0	0	0	0	0	0

ADDITIONAL STATISTICS: Blocked a field goal at K.C. (1/1/23).

EYIOMA UWAZURIKE'S CAREER GAME-BY-GAME

(Victories asterisked)

2022 DENVER (5-12)		TACKLES									
Date	Opponent	P/S	UT	A	TT	S-Yds.	I-Yds.	PD	FF	FR	
Games 1-4											
Oct 6	vs. Indianapolis	P	0	3	3	0-0	0-0	0	0	0	
Oct 17	at L.A. Chargers										
Oct 23	vs. N.Y. Jets	P	0	0	0	0-0	0-0	0	0	0	
Games 8-10											
Nov 27	at Carolina	P	4	1	5	0-0	0-0	0	0	0	
Dec 4	at Baltimore	P	1	0	1	0-0	0-0	0	0	0	
Dec 11	vs. Kansas City										
Dec 18	vs. Arizona*	P	1	1	2	0-0	0-0	1	0	0	
Dec 25	at L.A. Rams	P	2	0	2	0-0	0-0	0	0	0	
Jan 1	at Kansas City	P	0	0	0	0-0	0-0	0	0	0	
Jan 8	vs. L.A. Chargers*	P	3	1	4	0-0	0-0	0	0	0	
Season Totals		8/0	11	6	17	0-0	0-0	1	0	0	



JALEN VIRGIL

15

WIDE RECEIVER

6-1 • 210 • 3RD YR. • APPALACHIAN STATE

BORN: July 13, 1998, in Lawrenceville, Ga.

HIGH SCHOOL: Mountain View High School, Lawrenceville, Ga.

ACQUIRED: College Free Agent, 2022

NFL YEAR: 3rd • **YEAR WITH BRONCOS:** 3rd

NFL GAMES PLAYED/STARTED: 9/1



VIRGIL AT A GLANCE:

- A third-year wide receiver who has appeared in nine games (1 start) with the Broncos (2022), tallying two catches for 75 yards (37.5 avg.) with one touchdown along with five special-teams stops.
- Became the 26th college free agent in Broncos history to make the active roster out of training camp for Week 1 of the regular season.
- Appeared in 61 career (13 starts) games in five seasons at Appalachian State from 2017-21.
- Recorded 98 receptions for 1,436 yards (14.7 avg.) with 11 touchdowns as well as 37 kickoff returns for 1,142 yards (30.9 avg.) with three scores.
- Named second-team All-Sun Belt Conference as a return specialist in 2021 when he returned 25 kickoffs for 781 yards (31.2 avg.) with two scores.
- Tallied 225 yards with three scores on 22 receptions in 2020 and was named All-Sun Belt Conference third team as a return specialist.
- Prepped at Mountain View High School in Lawrenceville, Ga., where he totaled 41 catches for 614 yards with five touchdowns as a senior.
- Signed by the Broncos as a college free agent in 2022.

CAREER TRANSACTIONS: Signed by Denver as a college free agent 5/13/22.



2023: Virgil missed the entire season after being placed on injured reserve (knee) on Aug. 22.

2022: Virgil appeared in nine games (1 start) with the Broncos after signing with the team as a college free agent, tallying two catches for 75 yards (37.5 avg.) with one touchdown along with five special-teams stops... Became the 26th Broncos college free agent in team history to make the active roster out of training camp for Week 1 of the regular season... Caught one pass in his NFL debut, taking it 66 yards for the touchdown at Ten. (11/13)... His score was the second-longest touchdown from scrimmage by a Bronco in his NFL debut, behind WR Rick Upchurch's 90-yard reception in 1975... Caught another pass for nine yards vs. K.C. (12/11).

COLLEGE: Virgil appeared in 61 career games (13 starts) over five seasons (2017-21) with Appalachian State, recording 98 receptions for 1,436 yards (14.7 avg.) with 11 touchdowns, and added 16 rushes for 55 yards (3.4 avg.) with one score... Also tallied 37 kick returns for 1,142 yards (31.7 avg.) with three touchdowns during his career... Selected to the All-Sun Belt Conference second team as a return specialist and kick returner after appearing in 12 games (1 start) in 2021, collecting 15 catches for 226 yards (15.1 avg.) with one touchdown and 25 kick returns for 781 yards (31.2 avg.) with two scores... Totaled 1,006 all-purpose yards for the season and ranked seventh nationally in kickoff return average (31.2)... Named to the All-Sun Belt Conference third team as a return specialist when he started 6-of-9 games played in 2020, posting 22 receptions for 225 yards (10.2 avg.) with three scores... Recorded 383 yards on 24 catches (16.0 avg.) with four touchdowns in 14 games played (5 starts) in 2019.

PERSONAL: Prepped at Mountain View High School in Lawrenceville, Ga., where he played football and ran track... Totaled 41 catches for 614 yards with five touchdowns as a senior... Jalen Virgil was born on July 13, 1998 in Lawrenceville, Ga.

VIRGIL'S REGULAR SEASON RECORD

Year	Club	G	S	RECEIVING				RUSHING				SCORING							
				No.	Yds.	Avg.	LG	TD	No.	Yds.	Avg.	LG	TD	TD	TDr	2pt	Pts.		
2022	Denver	9	1	2	75	37.5	66t	1	0	0	0	0	0	1	0	1	0	0	6
CAREER TOTALS		9	1	2	75	37.5	66t	1	0	0	0	0	0	1	0	1	0	0	6

ADDITIONAL STATISTICS: Kickoff returns — 2022 (1 for 21, 21.0 avg., 21 LG, 0 TD), TOTAL (1 for 21, 21.0 avg., 21 LG, 0 TD). Special-teams tackles — 2022 (5), TOTAL (5).

JALEN VIRGIL'S CAREER GAME-BY-GAME

(Victories asterisked)

2022 DENVER (5-12)		RECEIVING						SCORING	
Date	Opponent	P/S	No.	Yds.	Avg.	LG	TD	2pt.	Pts.
Games 1-7									
Oct 30	at Jacksonville*								
Nov 13	at Tennessee	P	1	66	66.0	66t	1	0	6
Nov 20	vs. Las Vegas	P	0	0	—	—	0	0	0
Nov 27	at Carolina	P	0	0	—	—	0	0	0
Dec 4	at Baltimore	P	0	0	—	—	0	0	0
Dec 11	vs. Kansas City	P	1	9	9.0	9	0	0	0
Dec 18	vs. Arizona*	P	0	0	—	—	0	0	0
Dec 25	at L.A. Rams	P	0	0	—	—	0	0	0
Jan 1	at Kansas City	P	0	0	—	—	0	0	0
Jan 8	vs. L.A. Chargers*	P	0	0	—	—	0	0	0
Season Totals		9/1	2	75	37.5	66t	1	0	6



LEVI WALLACE

39

CORNERBACK

6-0 • 179 • 7TH YR. • ALABAMA

BORN: June 12, 1995, in Tucson, Ariz.

HIGH SCHOOL: Tucson (Ariz.) High School

ACQUIRED: Unrestricted Free Agent (Pittsburgh), 2024

NFL YEAR: 7th • **YEAR WITH BRONCOS:** 1st

NFL GAMES PLAYED/STARTED: 83/70 • **POSTSEASON GP/GS:** 6/5



WALLACE AT A GLANCE:

- A seventh-year cornerback from the University of Alabama who has appeared in 83 career regular-season games (70 starts) and six postseason contests (5 starts) with Buffalo (2018-21) and Pittsburgh (2022-23).
- Recorded 305 tackles (236 solo), 12 interceptions (37 yds.), 54 passes defended and one fumble recovery in the regular season.
- Notched 24 tackles (16 solo), one sack (11 yds.), one interception, one pass defended and one forced fumble in six postseason games.
- Has totaled the fourth-most interceptions (12) and fifth-most passes defended (54) among all undrafted players since 2018.
- Started the third-most games (70) among all undrafted cornerbacks in his first six career seasons since 1970.
- Tallied 38 tackles (32 solo), two interceptions and 11 passes defended in 16 games (9 starts) in 2023 with Pittsburgh.

- In 2022, played in 15 games (9 starts) in his first season in Pittsburgh and totaled career highs with four interceptions (6 yds.) and 13 passes defended along with 48 tackles (33 solo).
- Recovered his first career fumble in addition to recording 58 tackles (47 solo), two interceptions (29 yds.) and 10 passes defended in 17 starts in 2021.
- Started 12 games in 2020 and produced 48 tackles (34 solo), two interceptions and eight passes defended.
- In 2019, totaled a career-high 76 tackles (66 solo), two interceptions (2 yds.) and nine passes defended in 16 starts.
- Originally walked on at the University of Alabama (2014-17) and totaled 59 tackles (38 solo), two sacks (18 yds.), three interceptions (66 yds, 1 TD) and 20 passes defended in 25 games (13 starts).
- Signed by the Broncos as an unrestricted free agent (Pittsburgh) on April 22, 2024.
- Entered the NFL with Buffalo as a college free agent on May 11, 2018.

CAREER TRANSACTIONS: Signed by Buffalo as a college free agent 5/11/18; Waived by Buffalo 9/1/18; Signed by Buffalo (practice squad) 9/2/18; Signed by Buffalo (active roster) 11/6/18; Re-Signed by Buffalo 4/2/20; Re-Signed by Buffalo 3/26/21; Signed by Pittsburgh 3/17/22; Signed by Denver 4/22/24.

2023: Wallace tallied 38 tackles (32 solo), two interceptions and 11 passes defended in 16 games (9 starts)... Made five solo tackles vs. Cle. (9/18)... Recorded his first career multi-interception game after totaling two picks, a career-high four passes defended and six tackles (4 solo) at L.V. (9/24)... Broke up two passes and made four solo tackles at Hou. (10/1)... Tallied two passes defended vs. Ten. (11/2)... Registered five solo tackles vs. Cin. (12/23)... Assisted on one tackle in the AFC Wild Card Round at Buf. (1/15).

2022: Wallace played in 15 games (9 starts) during his first season in Pittsburgh, totaling career highs with four interceptions (6 yds.) and 13 passes defended along with 48 tackles (33 solo)... Broke up two passes—including one interception—and made three tackles (2 solo) at Buf. (10/9)... Intercepted one pass and recorded three passes defended in addition to making five solo tackles vs. N.O. (11/13)... Tallied four tackles (3 solo), two passes defended and intercepted one pass (3 yds.) for the second consecutive game vs. Cin. (11/20)... Produced five tackles (3 solo) and two passes defended at Ind. (11/28)... Totaled six tackles (3 solo) at Atl. (12/4)... Assisted on one tackle and intercepted one pass (3 yds.) vs. Cle. (1/8).

2021: Wallace recovered his first career fumble in addition to recording 58 tackles (47 solo), two interceptions (29 yds.) and 10 passes defended in 17 starts... Also registered 11 tackles (8 solo), one interception and one pass defended in two starts in the postseason... Intercepted one pass and returned it for 14 yards while also defending two passes and making two solo tackles at Mia. (9/19)... Made six tackles (5 solo) at K.C. (10/10)... Broke up one pass and recorded five solo tackles vs. Mia. (10/31)... Recovered one fumble, broke up one pass and made seven tackles (6 solo) at Jac. (11/7)... Made two solo tackles and intercepted one pass (15 yds.) at NYJ (11/14)... Produced four solo tackles and one pass defended vs. Car. (12/19)... Broke up one pass and made five tackles (3 solo) vs. Atl. (1/2)... Tallied five tackles (4 solo) and intercepted his first career pass in the postseason in a win in the AFC Wild Card Round vs. N.E. (1/15)... Totaled six tackles (4 solo)—including one tackle for loss—in the AFC Divisional Round at K.C. (1/23).

2020: Wallace started 12 games and produced 48 tackles (34 solo), two interceptions and eight passes defended... Also started all three playoff games, totaling 12 tackles (8 solo), one sack (11 yds.) and one forced fumble... Set a career-high 10 tackles (7 solo) and also broke up one pass at Mia. (9/20)... Intercepted one pass and made nine tackles (6 solo) vs. LAR (9/27)... Totaled seven tackles (3 solo) vs. LAC (11/29)... Tied his career high with 10 tackles (7 solo) at S.F. (12/7)... Intercepted his second pass of the season and also totaled three passes defended vs. Pit. (12/13)... Started his first career postseason game in the AFC Wild Card Round vs. Ind. (1/9), racking up three solo tackles and forced one fumble... Recorded his first career sack of 11 yards along with six tackles (3 solo) in the AFC Divisional Round vs. Bal. (1/16)... Made three tackles (2 solo) in the AFC Championship Game at K.C. (1/24).

2019: Wallace totaled a career-high 76 tackles (66 solo), two interceptions (2 yds.) and nine passes defended in 16 starts... Tallied two passes defended and five tackles (4 solo) in the season opener at NYJ (9/8)... Set a season-high eight solo tackles along with one pass defended at NYG (9/15)... Broke up one pass and made six tackles (4 solo) vs. N.E. (9/29)... Made seven solo tackles and broke up one pass vs. Mia. (10/20)... Tied his season-high eight tackles (7 solo) at Cle. (11/10)... Totaled six tackles (5 solo) and one pass defended at Dal. (11/28)... Recorded his first career interception along with one pass defended and six tackles (5 solo) at Pit. (12/15)... Made his second career interception (2 yds.) and also totaled two solo tackles vs. NYJ (12/29).

2018: Wallace appeared in the final seven games of the season after signing with Buffalo as a college free agent... Competed on the Bills' practice squad the first nine games of the season... Finished the season with 37 tackles (24 solo) and three passes defended... Made his NFL debut and first career start at NYJ (11/11), assisting on one tackle and breaking up one pass... Tallied five tackles (4 solo) vs. Jac. (11/25)... Registered one pass defended and six tackles (5 solo) vs. NYJ (12/9)... Made six tackles (3 solo)—including one tackle for loss—vs. Det. (12/16)... Recorded a season-high eight tackles (4 solo) at N.E. (12/23)... Broke up one pass and made seven tackles (6 solo) vs. Mia. (12/30).

COLLEGE: Wallace originally walked on at the University of Alabama and played in Tuscaloosa for four seasons (2014-17)... Totaled 59 tackles (38 solo), two sacks (18 yds.), three interceptions (66 yds, 1 TD) and 20 passes defended in 25 games (13 starts) with the Crimson Tide... Was named second-team All-SEC by the Associated Press in 2017 after totaling 48 tackles (31 solo), 4.5 tackles for loss (22yds.), two sacks (18 yds.), three interceptions (66 yds., 1 TD) and 18 passes defended in 14 games (13 starts)... Appeared in 11 contests in 2016, producing 11 tackles (7 solo) and two passes defended.

PERSONAL: Wallace played wide receiver and defensive back at Tucson (Ariz.) High School... Also competed in track and field... Levi Wallace was born June 12, 1995 in Tucson, Ariz.

WALLACE'S REGULAR SEASON RECORD

Year	Club	G	S	UT	A	TT	S-Yds.	I-Yds.	PD	FF	FR	TD-Int.	TD-FR	S	Pts.
2018	Buffalo	7	7	24	13	37	0-0	0-0	3	0	0	0	0	0	0
2019	Buffalo	16	16	66	10	76	0-0	2-2	9	0	0	0	0	0	0
2020	Buffalo	12	12	34	14	48	0-0	2-0	8	0	0	0	0	0	0
2021	Buffalo	17	17	47	11	58	0-0	2-29	10	0	1	0	0	0	0
2022	Pittsburgh	15	9	33	15	48	0-0	4-6	13	0	0	0	0	0	0
2023	Pittsburgh	16	9	32	6	38	0-0	2-0	11	0	0	0	0	0	0
CAREER TOTALS		83	70	236	69	305	0-0	12-37	54	0	1	0	0	0	0

WALLACE'S POSTSEASON RECORD

Year	Club	G	S	UT	A	TT	S-Yds.	I-Yds.	PD	FF	FR	TD-Int.	TD-FR	S	Pts.
2020	Buffalo	3	3	8	4	12	1-11	0-0	0	1	0	0	0	0	0
2021	Buffalo	2	2	8	3	11	0-0	1-0	1	0	0	0	0	0	0
2023	Pittsburgh	1	0	0	1	1	0-0	0-0	0	0	0	0	0	0	0
CAREER TOTALS		6	5	16	8	24	1-11	1-0	1	1	0	0	0	0	0

WALLACE'S SINGLE GAME HIGHS

(Postseason in parentheses)

Tackles — 10, twice, last: at San Francisco, 12/7/20 (6, twice, last: vs. Baltimore, 1/16/21). **Interceptions** — 2, at Las Vegas, 9/24/23 (1, vs. New England, 1/15/22). **Interception return yards** — 15, at N.Y. Jets, 11/14/21. **Sacks** — None (1, vs. Baltimore, 1/16/21). **Sack yards** — None (11, vs. Baltimore, 1/16/21). **Passes Defensed** — 4, at Las Vegas, 9/24/23 (1, vs. New England, 1/15/22). **Forced Fumbles** — None (1, vs. Indianapolis, 1/9/21). **Fumble Recoveries** — 1, at Jacksonville, 11/7/21 (none).

LEVI WALLACE'S CAREER GAME-BY-GAME

(Victories asterisked)

2018 BUFFALO (6-10)		TACKLES														
Date	Opponent	P/S	UT	A	TT	S-Yds.	I-Yds.	PD	FF	FR						
Games 1-9 PRACTICE SQUAD																
Nov 11	at N.Y. Jets*	S	0	1	1	0-0	0-0	1	0	0						
Nov 25	vs. Jacksonville*	S	4	1	5	0-0	0-0	0	0	0						
Dec 2	at Miami	S	2	2	4	0-0	0-0	0	0	0						
Dec 9	vs. N.Y. Jets	S	5	1	6	0-0	0-0	1	0	0						
Dec 16	vs. Detroit*	S	3	3	6	0-0	0-0	0	0	0						
Dec 23	at New England	S	4	4	8	0-0	0-0	0	0	0						
Dec 30	vs. Miami*	S	6	1	7	0-0	0-0	1	0	0						
Season Totals			7/7	24	13	37	0-0	0-0	3	0	0					
2019 BUFFALO (10-6)		TACKLES														
Date	Opponent	P/S	UT	A	TT	S-Yds.	I-Yds.	PD	FF	FR						
Sept 8	at N.Y. Jets*	S	4	1	5	0-0	0-0	2	0	0						
Sept 15	at N.Y. Giants*	S	8	0	8	0-0	0-0	1	0	0						
Sept 22	vs. Cincinnati*	S	2	0	2	0-0	0-0	0	0	0						
Sept 29	vs. New England	S	4	2	6	0-0	0-0	1	0	0						
Oct 6	at Tennessee*	S	2	1	3	0-0	0-0	0	0	0						
Oct 20	vs. Miami*	S	7	0	7	0-0	0-0	1	0	0						
Oct 27	vs. Philadelphia	S	4	0	4	0-0	0-0	1	0	0						
Nov 3	vs. Washington*	S	3	1	4	0-0	0-0	0	0	0						
Nov 10	at Cleveland	S	7	1	8	0-0	0-0	0	0	0						
Nov 17	at Miami*	S	3	1	4	0-0	0-0	0	0	0						
Nov 24	vs. Denver*	S	4	0	4	0-0	0-0	0	0	0						
Nov 28	at Dallas*	S	5	1	6	0-0	0-0	1	0	0						
Dec 8	vs. Baltimore	S	4	0	4	0-0	0-0	0	0	0						
Dec 15	at Pittsburgh*	S	5	1	6	0-0	1-0	1	0	0						
Dec 21	at New England	S	2	1	3	0-0	0-0	0	0	0						
Dec 29	vs. N.Y. Jets	S	2	0	2	0-0	1-2	1	0	0						
Season Totals			16/16	66	10	76	0-0	2-2	9	0	0					

2020 BUFFALO (13-3)		TACKLES									
Date	Opponent	P/S	UT	A	TT	S-Yds.	I-Yds.	PD	FF	FR	
Sept 13	vs. N.Y. Jets*	S	2	0	2	0-0	0-0	0	0	0	
Sept 20	at Miami*	S	7	3	10	0-0	0-0	1	0	0	
Sept 27	vs. L.A. Rams*	S	6	3	9	0-0	1-0	1	0	0	
Oct 4	at Las Vegas*	S	0	1	1	0-0	0-0	0	0	0	
Games 5-7											
Nov 1	vs. New England*	S	2	0	2	0-0	0-0	0	0	0	
Nov 8	vs. Seattle*	S	0	0	0	0-0	0-0	1	0	0	
Nov 15	at Arizona										
Nov 29	vs. L.A. Chargers*	S	3	4	7	0-0	0-0	0	0	0	
Dec 7	at San Francisco*	S	7	3	10	0-0	0-0	0	0	0	
Dec 13	vs. Pittsburgh*	S	1	0	1	0-0	1-0	3	0	0	
Dec 19	at Denver*	S	2	0	2	0-0	0-0	1	0	0	
Dec 28	at New England*	S	1	0	1	0-0	0-0	1	0	0	
Jan 3	vs. Miami*	S	3	0	3	0-0	0-0	0	0	0	
Season Totals			12/12	34	14	48	0-0	2-0	8	0	0
Jan 9	vs. Indianapolis§*	S	3	0	3	0-0	0-0	0	1	0	
Jan 16	vs. Baltimore†*	S	3	3	6	1-11	0-0	0	0	0	
Jan 24	at Kansas City#	S	2	1	3	0-0	0-0	0	0	0	
Postseason Totals			3/3	8	4	12	1-11	0-0	0	1	0

§AFC Wild Card Game; †AFC Divisional Playoff Game; #AFC Championship Game


2021 BUFFALO (11-6)		TACKLES									
Date	Opponent	P/S	UT	A	TT	S-Yds.	I-Yds.	PD	FF	FR	
Sept 12	vs. Pittsburgh	S	4	0	4	0-0	0-0	1	0	0	
Sept 19	at Miami*	S	2	0	2	0-0	1-14	2	0	0	
Sept 26	vs. Washington*	S	2	0	2	0-0	0-0	0	0	0	
Oct 3	vs. Houston*	S	2	0	2	0-0	0-0	1	0	0	
Oct 10	at Kansas City*	S	5	1	6	0-0	0-0	0	0	0	
Oct 18	at Tennessee	S	3	0	3	0-0	0-0	1	0	0	
Oct 31	vs. Miami*	S	5	0	5	0-0	0-0	1	0	0	
Nov 7	at Jacksonville	S	6	1	7	0-0	0-0	1	0	1	
Nov 14	at N.Y. Jets*	S	2	0	2	0-0	1-15	1	0	0	
Nov 21	vs. Indianapolis	S	3	1	4	0-0	0-0	0	0	0	
Nov 25	at New Orleans*	S	1	2	3	0-0	0-0	0	0	0	
Dec 6	vs. New England	S	1	2	3	0-0	0-0	0	0	0	
Dec 12	at Tampa Bay	S	1	1	2	0-0	0-0	0	0	0	
Dec 19	vs. Carolina*	S	4	0	4	0-0	0-0	1	0	0	
Dec 26	at New England*	S	1	0	1	0-0	0-0	0	0	0	
Jan 2	vs. Atlanta*	S	3	2	5	0-0	0-0	1	0	0	
Jan 9	vs. N.Y. Jets*	S	2	1	3	0-0	0-0	0	0	0	
Season Totals			17/17	47	11	58	0-0	2-29	10	0	1
Jan 15	vs. New England§*	S	4	1	5	0-0	1-0	1	0	0	
Jan 23	at Kansas City†	S	4	2	6	0-0	0-0	0	0	0	
Postseason Totals			2/2	8	3	11	0-0	1-0	1	0	0

§AFC Wild Card Game; †AFC Divisional Playoff Game

2022 PITTSBURGH (9-8)		TACKLES									
Date	Opponent	P/S	UT	A	TT	S-Yds.	I-Yds.	PD	FF	FR	
Sept 11	at Cincinnati*	P	2	1	3	0-0	0-0	1	0	0	
Sept 18	vs. New England	P	1	0	1	0-0	0-0	0	0	0	
Sept 22	at Cleveland	P	2	1	3	0-0	0-0	1	0	0	
Oct 2	vs. N.Y. Jets	S	1	2	3	0-0	0-0	0	0	0	
Oct 9	at Buffalo	S	2	1	3	0-0	1-0	2	0	0	
Oct 16	vs. Tampa Bay										
Oct 23	at Miami	S	2	1	3	0-0	0-0	0	0	0	
Oct 30	at Philadelphia										
Nov 13	vs. New Orleans*	S	5	0	5	0-0	1-0	3	0	0	
Nov 20	vs. Cincinnati	S	3	1	4	0-0	1-3	2	0	0	
Nov 28	at Indianapolis*	S	3	2	5	0-0	0-0	2	0	0	
Dec 4	at Atlanta*	P	3	3	6	0-0	0-0	0	0	0	
Dec 11	vs. Baltimore	P	3	0	3	0-0	0-0	0	0	0	
Dec 18	at Carolina*	S	2	0	2	0-0	0-0	0	0	0	
Dec 24	vs. Las Vegas*	S	2	1	3	0-0	0-0	1	0	0	
Jan 1	at Baltimore*	P	2	1	3	0-0	0-0	0	0	0	
Jan 8	vs. Cleveland*	S	0	1	1	0-0	1-3	1	0	0	
Season Totals			15/9	33	15	48	0-0	4-6	13	0	0

2023 PITTSBURGH (10-7)		TACKLES								
Date	Opponent	P/S	UT	A	TT	S-Yds.	I-Yds.	PD	FF	FR
Sept 10	vs. San Francisco	S	2	1	3	0-0	0-0	0	0	0
Sept 18	vs. Cleveland*	P	5	0	5	0-0	0-0	0	0	0
Sept 24	at Las Vegas*	S	4	2	6	0-0	2-0	4	0	0
Oct 1	at Houston	S	4	0	4	0-0	0-0	2	0	0
Oct 8	vs. Baltimore*	S	3	0	3	0-0	0-0	1	0	0
Oct 22	at L.A. Rams*	S	0	3	3	0-0	0-0	0	0	0
Oct 29	vs. Jacksonville	INACTIVE								
Nov 2	vs. Tennessee*	P	0	0	0	0-0	0-0	2	0	0
Nov 12	vs. Green Bay*	P	1	0	1	0-0	0-0	0	0	0
Nov 19	at Cleveland	S	0	0	0	0-0	0-0	0	0	0
Nov 26	at Cincinnati*	P	0	0	0	0-0	0-0	1	0	0
Dec 3	vs. Arizona	P	2	0	2	0-0	0-0	0	0	0
Dec 7	vs. New England	P	1	0	1	0-0	0-0	0	0	0
Dec 16	at Indianapolis	P	3	0	3	0-0	0-0	0	0	0
Dec 23	vs. Cincinnati*	S	5	0	5	0-0	0-0	1	0	0
Dec 31	at Seattle*	S	1	0	1	0-0	0-0	0	0	0
Jan 6	at Baltimore*	S	1	0	1	0-0	0-0	0	0	0
Season Totals		16/9	32	6	38	0-0	2-0	11	0	0
Jan 15	at Buffalo ^S	P	0	1	1	0-0	0-0	0	0	0
Postseason Totals		1/0	0	1	1	0-0	0-0	0	0	0

SAFC Wild Card Game



LUKE WATTENBERG

60

CENTER

6-5 • 300 • 3RD YR. • WASHINGTON

BORN: Sept. 10, 1997, in Trabuco Canyon, Calif.

HIGH SCHOOL: JSerra Catholic High School, San Juan Capistrano, Calif.

ACQUIRED: Draft #5c (171st overall), 2022

NFL YEAR: 3rd • **YEAR WITH BRONCOS:** 3rd

NFL GAMES PLAYED/STARTED: 23/1

WATTENBERG AT A GLANCE:

- A third-year center who appeared in 23 games (1 start at LG) with Denver (2022-23).
- Played in 16 games in 2023, playing in a total of 38 offensive snaps and 67 special-teams plays.
- Started 48-of-54 games played at the University of Washington from 2017-21.
- Named All-Pac-12 honorable mention in 2021 after starting all 12 games played at center.
- Earned All-Pac-12 honorable mention recognition after starting at center in all four games played in 2020.
- Opened all 13 games played at left guard in 2019, helping Washington post a Top-5 Pac-12 ranking in points per game (32.0).
- Started all 14 games played in 2018, opening each contest at left guard.
- Appeared in 11 games (5 starts) as a redshirt freshman in 2017, earning Academic All-Pac-12 second team honors.
- Prepped at JSerra Catholic High School in San Juan Capistrano, Calif., where he was named the *Los Angeles Times* All-Area first team, *Orange County Register* All-County first team and Trinity League Co-Lineman of the Year in 2015.
- Selected by the Broncos in the fifth round (171st overall) of the 2022 NFL Draft.

CAREER TRANSACTIONS: Signed by Denver as a draft choice 5/11/22.



2023: Wattenberg played in 16 games, playing in a total of 38 offensive snaps and 67 special-teams plays.
2022: Wattenberg appeared in seven games (1 start at LG) during his rookie season after being selected by the Broncos in the fifth round (171st overall) of the 2022 NFL Draft... Made his first career appearance at Sea. (9/12)... Made his first NFL start at LG vs. K.C. (12/11).

COLLEGE: Wattenberg started 48-of-54 games played at the University of Washington (2017-21)... Started all 12 games played at center in 2021, earning All-Pac-12 honorable mention accolades... Named All-Pac-12 honorable mention after starting at center in all four games played in 2020... In 2019, opened all 13 games played at left guard... Started all 14 games played at left guard in 2018.

PERSONAL: Wattenberg prepped at JSerra Catholic High School in San Juan Capistrano, Calif., where he was named to the *Los Angeles Times* All-Area first team and the *Orange County Register* All-County first team in 2015... Selected as Trinity League Co-Lineman of the Year in 2015... Majored in civil engineering at the University of Washington... Luke Wattenberg was born on Sept. 10, 1997, in Trabuco Canyon, Calif.

WATTENBERG'S REGULAR SEASON RECORD

Year	Club	G	S
2022	Denver	7	1
2023	Denver	16	0
CAREER TOTALS		23	1



JAVONTE WILLIAMS

33

RUNNING BACK

5-10 • 220 • 4TH YR. • NORTH CAROLINA

BORN: April 25, 2000, in Wallace, N.C.

HIGH SCHOOL: Wallace-Rose Hill High School, Teachey, N.C.

ACQUIRED: Draft #2 (35th overall), 2021

NFL YEAR: 4th • **YEAR WITH BRONCOS:** 4th

NFL GAMES PLAYED/STARTED: 37/18



WILLIAMS AT A GLANCE:

- A fourth-year running back from the University of North Carolina who has appeared in 37 games (18 starts), recording 467 rushes for 1,881 yards (4.0 avg.) with seven touchdowns to go along with 106 receptions for 620 yards (5.8 avg.) with five scores and one two-point conversion.
- Appeared in 16 games (13 starts) in 2023, totaling 217 rushes for 774 yards (3.6 avg.) with three touchdowns and also caught a career-high 47 receptions for 228 yards (4.9 avg.) with two touchdowns.
- Played in the first four games of 2022 before being placed on injured reserve (knee) on Oct. 4, totaling 204 rushing yards on 47 attempts (4.3 avg.) and 16 catches for 76 yards (4.8 avg.).
- Concluded the 2021 season ranked among the league's rookie leaders in yards per attempt (4.45-3rd, min. 75 att.), attempts (203-3rd), rushing yards (903-3rd) and rushing TDs (4-T-6th.)
- Tallied 1,219 scrimmage yards in 2021, which marked the seventh-highest total for a Broncos' rookie in team annals.
- Appeared in 35 games (2 starts) during his three seasons at North Carolina (2018-20), rushing 366 times for 2,297 yards (6.3 avg.) with 29 touchdowns in addition to catching 50 passes for 539 yards (10.8 avg.) with four scores.
- Voted as the team's offensive MVP and was named a Maxwell Award (National Player of the Year) and Doak Walker Award (nation's top RB) semifinalist after rushing 157 times for 1,140 yards (7.3 avg.) with 19 scores as a senior.
- Garnered Associated Press All-America second team honors while being chosen to the All-ACC second team in 2020.
- Set the single-season program record with 132 points and 22 total touchdowns (fourth most in the country) in 2020 and tied former Tar Heel RB Don McCauley (1970) for the most rushing scores in a single season (19).
- Accumulated 2,271 rushing yards with 27 touchdowns and 13 receptions for 363 yards and five scores during his senior season at Wallace-Rose Hill High School in Teachey, N.C.
- Selected by the Broncos in the second round (35th overall) of the 2021 NFL Draft.

CAREER TRANSACTIONS: Signed by Denver as a draft pick 7/24/21.



2023: Williams appeared in 16 games (13 starts), totaling 217 rushes for 774 yards (3.6 avg.) with three touchdowns and also caught a career-high 47 receptions for 228 yards (4.9 avg.) with two touchdowns... Returned from injury in the first game of the season vs. L.V. (9/10), rushing for a team-high 52 yards on 13 attempts (4.0 avg.) and catching four passes for five yards (1.3 avg.)... Rushed 12 times for 44 yards (3.7 avg.) and caught two passes for 14 yards (7.0 avg.) vs. Was. (9/17)... Rushed 10 times for a team-high 52 yards (5.2 avg.) at K.C. (10/12)... Led the team with 15 rushing attempts for 82 yards (5.5 avg.) and also caught three passes for 14 yards (4.7 avg.) in the win vs. G.B. (10/22)... Set a career high with 27 rushing attempts for 85 yards (3.1 avg.) and also caught three passes for 13 yards (4.3 avg.) with one touchdown

WILLIAMS AMONG TEAM & LEAGUE ROOKIE LEADERS

MOST RUSHING YARDS BY NFL ROOKIES, 2021

Rk.	Player	Tm.	Draft Rd.	Yds.	G/GS	Att.	Y/A	TD
1.	Najee Harris	Pit.	1	1,200	17/17	307	3.9	7
2.	Elijah Mitchell	S.F.	6	963	11/10	207	4.7	5
3.	Javonte Williams	Den.	2	903	17/1	203	4.5	4
4.	Michael Carter	NYJ	4	639	14/11	147	4.4	4
5.	Chuba Hubbard	Car.	4	612	17/10	172	3.6	5

MOST SCRIMMAGE YARDS BY A BRONCOS ROOKIE

	Player	Pos.	Year	Yards
1.	Clinton Portis	RB	2002	1,872
2.	Mike Anderson	RB	2000	1,656
3.	Terrell Davis	RB	1995	1,484
4.	Olandis Gary	RB	1999	1,318
5.	Bobby Humphrey	RB	1989	1,307
6.	Phillip Lindsay	RB	2018	1,278
7.	Javonte Williams	RB	2021	1,219

in the win vs. K.C. (10/29)... Recorded a team-high 65 yards on 18 carries (3.6 avg.) and also caught three passes for six yards (2.0 avg.) in the win vs. Cle. (11/29)... Posted 24 receiving yards on a team-high-tying three catches (8.0 avg.) along with 13 rushes for 46 yards (3.5 avg.) at Hou. (12/3)... Recorded 17 carries for 66 yards (3.9 avg.) and posted his first rushing touchdown of the season in the win at LAC (12/10)... Caught a team-high seven passes for 43 yards (6.1 avg.) and also rushed nine times for 32 yards (3.6 avg.) with one touchdown at L.V. (1/7).

2022: Williams played in the first four games of the year before being placed on injured reserve (knee) on Oct. 4, totaling 204 rushing yards on 47 attempts (4.3 avg.) and 16 catches for 76 yards (4.8 avg.)... Tallied 108 yards from scrimmage (43 rush, 65 receiving) in the season opener at Sea. (9/12), marking his fourth game with at least 100 scrimmage yards in his first 18 career games... Posted a season-high 75 yards rushing on 15 carries vs. Hou. (9/18).

2021: Williams, who was selected by the Broncos in the second round (35th overall) of the 2021 NFL Draft, appeared in all 17 games (1 start)... Totaled 203 carries for 903 yards (4.4 avg.) with four touchdowns and added 43 receptions for 316 yards (7.3 avg.) with three scores... Concluded the season ranked among the league's rookie leaders in yards per attempt, attempts, rushing yards and rushing touchdowns... Tallied 1,219 scrimmage yards, which marked the seventh-highest total for a Broncos' rookie in team annals... Made his NFL debut, posting 14 rushes for 45 yards (3.2 avg.) at NYG (9/12)... Totaled 64 yards on 13 rushes (4.9 avg.) at Jac. (9/19)... Recorded first career rushing touchdown on a one-yard rush and added three receptions for 33 yards (11.0 avg.) vs. NYJ (9/26)... Became the first Broncos rookie to rush for a touchdown since former Broncos RB Phillip Lindsay at S.F. (12/8/18)... Collected seven rushes for 48 yards (6.9 avg.), including a 31-yard run vs. Bal. (10/3)... Rushed eight times for 61 yards (7.6 avg.), tallied a career-high 49-yard rush and added 25 receiving yards on three catches (8.3 avg.) at Pit. (10/10)... Led the team with a career-high six catches and notched first career receiving touchdown on a 10-yard, fourth-quarter reception at Cle. (10/21)... Garnered his first career 100-yard rushing effort, recording 17 rushes for a career-high 111 yards (6.5 avg.) at Dal. (11/7)... His performance against Dallas in Week 9 earned him Pepsi Zero Sugar Rookie of the Week honors... Registered one touchdown and had 14 rushes for 54 yards (3.9 avg.) vs. LAC (11/28)... Made his first career start, nabbed his second 100-yard rushing effort of the season and led the team with 102 rushing yards on 23 carries (4.4 avg.) while catching six passes for 76 yards (12.7 avg.) with one receiving touchdown at K.C. (12/5)... Totaled 73 rushing yards and 10 receiving yards to eclipse 1,000 scrimmage yards on the season, and added two touchdowns (1 rushing, 1 receiving) vs. Det. (12/12)... Notched his fourth rushing touchdown of the season at L.V. (12/26).

COLLEGE: Williams appeared in 35 games (2 starts) over three seasons (2018-20) at North Carolina, rushing 366 times for 2,297 yards (6.3 avg.) with 29 touchdowns in addition to catching 50 passes for 539 yards (10.8 avg.) with four scores... Appeared in 11 games (1 start) during his junior season in 2020, totaling 157 rushes for 1,140 yards (7.3 avg.) with 19 touchdowns in addition to catching 25 passes for 305 yards (12.2 avg.) with three scores... Voted as the team's offensive MVP and was named a Maxwell Award (National Player of the Year) and Doak Walker Award (nation's top RB) semifinalist... Garnered Associated Press All-America second team honors while being chosen to the All-ACC second team... Set the single-season program record with 132 points and 22 total touchdowns (fourth most in the country) and tied former Tar Heel RB Don McCauley (1970) for the most rushing scores in a single campaign (19)... Tied career high with four three-touchdown games on the ground and had a four-score performance (3 rush, 1 receiving) at Duke (11/7)... Rushed for 100 yards or more six times and had one 200-yard output on the ground... Saw action in all 13 games (1 start) in 2019, totaling 166 attempts for 933 yards (5.6 avg.) with five touchdowns in addition to catching 17 passes for 176 yards (10.4 avg.) and one receiving score... Collected first touchdown of the season and added 76 yards on 10 carries (7.6 avg.) vs. Miami (9/7)... Rushed 20 times for a season-high 144 yards (7.2 avg.) with one touchdown at Georgia Tech (10/5)... Scored three touchdowns (2 rush, 1 receiving) and had 100 all-purpose yards at N.C. State (11/30)... Rushed for 85 yards on 14 carries vs. Temple (12/27) in the Military Bowl... Appeared in all 11 games as a true freshman in 2017, recording 43 rushes for 224 yards (5.2 avg.) with five touchdowns and eight receptions for 58 yards (7.3 avg.)... Garnered his first career rushing touchdown at Duke (11/10)... Set career-high with three rushing scores and posted season highs in rushes (17) and rushing yards (93) vs. Western Carolina (11/17).

PERSONAL: Williams attended Wallace-Rose Hill High School in Teachey, N.C., where he graduated with a 4.6 GPA and was named the valedictorian of his senior class... Finished his senior season with 2,271 rushing yards and 27 touchdowns while posting 363 receiving yards and five scores... Led his team to its fourth-straight state title as a senior and won a track and field state title in the 4x100 meter relay in 2016... Javonte (pronounced: JUH-von-TAY) Williams was born on April 25, 2000, in Wallace, N.C.

WILLIAMS' REGULAR SEASON RECORD

Year	Club	RUSHING						RECEIVING						SCORING					
		G	S	No.	Yds.	Avg.	LG	TD	No.	Yds.	Avg.	LG	TD	TD	TDr	TDr	2pt	Pts.	
2021	Denver	17	1	203	903	4.4	49	4	43	316	7.3	42	3	7	4	3	0	0	42
2022	Denver	4	4	47	204	4.3	17	0	16	76	4.8	13	0	0	0	0	0	0	0
2023	Denver	16	13	217	774	3.6	21	3	47	228	4.9	18	2	5	3	2	0	2	34
Career Totals		37	18	467	1,881	4.0	49	7	106	620	5.8	42	5	12	7	5	0	2	76

WILLIAMS' SINGLE-GAME HIGHS

(Postseason in parentheses)

Rushes — 27, vs. Kansas City, 10/29/23 (none). **Rushing yards** — 111, at Dallas, 11/7/21 (none). **Longest rush** — 49, vs. at Pittsburgh, 10/10/21 (none). **Rushing touchdowns** — 1, 7x, last at Las Vegas 1/7/24 (none). **Receptions** — 11, at Seattle, 9/12/22 (none). **Receiving yards** — 76, Kansas City, 12/5/21 (none). **Longest reception** — 42, vs. L.A. Chargers, 11/28/21 (none). **Receiving touchdowns** — 1, 5x, last: at Buffalo, 11/13/23 (none). **Total touchdowns** — 2, vs. Detroit, 12/12/21 (none).

JAVONTE WILLIAMS' CAREER GAME-BY-GAME

(Victories asterisked)

2021 DENVER (7-10)		RUSHING						RECEIVING						SCORING			
Date	Opponent	P/S	No.	Yds.	Avg.	LG	TD	No.	Yds.	Avg.	LG	TD	TD	2pt.	Pts.		
Sept 12	at N.Y. Giants*	P	14	45	3.2	12	0	1	-4	-4.0	-4	0	0	0	0		
Sept 19	at Jacksonville*	P	13	64	4.9	16	0	1	10	10.0	10	0	0	0	0		
Sept 26	vs. N.Y. Jets*	P	12	29	2.4	14	1	3	33	11.0	17	0	0	0	6		
Oct 3	vs. Baltimore	P	7	48	6.9	31	0	3	11	3.7	9	0	0	0	0		
Oct 10	at Pittsburgh	P	8	61	7.6	49	0	3	25	8.3	10	0	0	0	0		
Oct 17	vs. Las Vegas	P	11	53	4.8	30	0	3	15	5.0	10	0	0	0	0		
Oct 21	at Cleveland	P	4	20	5.0	7	0	6	32	5.3	10	1	0	0	6		
Oct 31	vs. Washington*	P	9	35	3.9	14	0	2	13	6.5	11	0	0	0	0		
Nov 7	at Dallas*	P	17	111	6.5	30	0	0	0	—	—	0	0	0	0		
Nov 14	vs. Philadelphia	P	8	48	6.0	20	0	2	1	0.5	10	0	0	0	0		
Nov 28	vs. L.A. Chargers*	P	14	54	3.9	12	1	3	57	19.0	42	0	0	0	6		
Dec 5	at Kansas City	S	23	102	4.4	14	0	6	76	12.7	34	1	0	0	6		
Dec 12	vs. Detroit*	P	15	73	4.9	9	1	1	10	10.0	10t	1	0	0	12		
Dec 19	vs. Cincinnati	P	15	72	4.8	14	0	4	9	2.3	8	0	0	0	0		
Dec 26	at Las Vegas	P	7	12	1.7	3	1	2	8	4.0	7	0	0	0	6		
Jan 2	at L.A. Chargers	P	14	30	2.1	7	0	1	2	2.0	2	0	0	0	0		
Jan 8	vs. Kansas City	P	12	46	3.8	15	0	2	18	9.0	11	0	0	0	0		
Season Totals			17/1	203	903	4.4	49	4	43	316	7.3	42	3	0	42		
2022 DENVER (5-12)		RUSHING						RECEIVING						SCORING			
Date	Opponent	P/S	No.	Yds.	Avg.	LG	TD	No.	Yds.	Avg.	LG	TD	TD	2pt.	Pts.		
Sept 12	at Seattle	S	7	43	6.1	13	0	11	65	5.9	13	0	0	0	0		
Sept 18	vs. Houston*	S	15	75	5.0	17	0	1	10	10.0	10	0	0	0	0		
Sept 25	vs. San Francisco*	S	15	58	3.9	16	0	3	2	0.7	2	0	0	0	0		
Oct 2	at Las Vegas	S	10	28	2.8	13	0	1	-1	-1.0	-1	0	0	0	0		
Games 5-17																	
INJURED RESERVE																	
Season Totals			4/4	47	204	4.3	17	0	16	76	4.8	13	0	0	0		
2023 DENVER (8-9)		RUSHING						RECEIVING						SCORING			
Date	Opponent	P/S	No.	Yds.	Avg.	LG	TD	No.	Yds.	Avg.	LG	TD	TD	2pt.	Pts.		
Sept 10	vs. Las Vegas	S	13	52	4.0	11	0	4	5	1.3	7	0	0	0	0		
Sept 17	vs. Washington	S	12	44	3.7	15	0	2	14	7.0	9	0	0	0	0		
Sept 24	at Miami	S	11	42	3.8	16	0	2	23	11.5	17	0	0	0	0		
Oct 1	at Chicago*	S	2	0	0.0	1	0	3	9	3.0	4	0	0	0	0		
Oct 8	vs. N.Y. Jets	INACTIVE															
Oct 12	at Kansas City	P	10	52	5.2	18	0	0	0	—	—	0	0	1	2		
Oct 22	vs. Green Bay*	S	15	82	5.5	21	0	3	14	4.7	7	0	0	0	0		
Oct 29	vs. Kansas City*	S	27	85	3.1	15	0	3	13	4.3	14	1	0	0	6		
Nov 13	at Buffalo*	S	21	79	3.8	11	0	4	31	7.8	18	1	0	0	6		
Nov 19	vs. Minnesota*	S	11	37	3.4	15	0	2	16	8.0	13	0	0	0	0		
Nov 26	vs. Cleveland*	S	18	65	3.6	15	0	3	6	2.0	4	0	0	0	0		
Dec 3	at Houston	S	13	46	3.5	16	0	3	24	8.0	15	0	0	0	0		
Dec 10	at L.A. Chargers*	S	17	66	3.9	20	1	3	25	8.3	14	0	0	0	6		
Dec 16	at Detroit	P	12	27	2.3	8	0	2	-7	-3.5	-2	0	0	0	0		
Dec 24	vs. New England	S	11	24	2.2	9	1	3	-5	-1.7	-1	0	0	1	8		
Dec 31	vs. L.A. Chargers*	P	15	41	2.7	16	0	3	17	5.7	9	0	0	0	0		
Jan 7	at Las Vegas	S	9	32	3.6	11	1	7	43	6.1	12	0	0	0	6		
Season Totals			16/13	217	774	3.6	21	3	47	228	4.9	18	2	1	34		



ZACH WILSON

4

QUARTERBACK

6-2 • 214 • 4TH YR. • BRIGHAM YOUNG**BORN:** Aug. 3, 1999, in Draper, Utah**HIGH SCHOOL:** Corner Canyon High School, Draper, Utah**ACQUIRED:** Trade (N.Y. Jets), 2024**NFL YEAR:** 4th • **YEAR WITH BRONCOS:** 1st**NFL GAMES PLAYED/STARTED:** 34/33

WILSON AT A GLANCE:

- A fourth-year quarterback who has appeared in 34 career regular-season games (33 starts) with the N.Y. Jets, completing 566-of-993 passes (57.0%) for 6,293 yards with 23 touchdowns and 25 interceptions (73.2 rtg.).
- Tallied 93 career rushing attempts for 498 yards (5.35 avg.) with five rushing touchdowns.
- Started 11-of-12 games played in 2023, totaling 2,271 yards on 221-of-368 passing (60.1%) with eight touchdowns and seven interceptions for a career-high passer rating (77.2 rtg.).
- In 2022, started all nine games played, completing 132-of-242 passes (54.5%) for 1,688 yards, six touchdowns and seven interceptions (72.8 rtg.).
- Started all 13 games he appeared in during his rookie season, completing 213-of-383 passes (55.6%) for 2,334 yards, nine touchdowns and 11 interceptions (69.7 rtg.) in 2021.
- Three-time Pepsi Zero Sugar Rookie of the Week winner in his debut season.
- Played three seasons at Brigham Young University (2018-20), completing 566-of-837 passes (67.6%) for 7,652 yards with 56 touchdowns in 30 games (28 starts).
- Was named *Pro Football Focus* All-America second team, Phil Steele All-America honorable mention and finished eighth in Heisman Trophy voting in 2020.
- Selected in the first round (second overall) of the 2021 NFL Draft by the N.Y. Jets.
- Acquired by Denver via trade (N.Y. Jets) on April 24, 2024.

CAREER TRANSACTIONS: Signed by N.Y. Jets as a draft choice 7/29/21; Traded to Denver 4/24/24.

2023: Wilson started 11-of-12 games played, totaling 2,271 yards while completing 221-of-368 passes (60.1%) with eight touchdowns and seven interceptions for a career-high passer rating (77.2 rtg.)... Led the Jets to a win in the season opener in relief of Jets QB Aaron Rodgers, going 13-of-21 passing (66.67%) for 140 yards and one score vs. Buf. (9/11)... Completed 28-of-39 passes (71.8%) for 245 yards with two touchdowns (105.2 rtg.) vs. KC (10/1)... Converted his second career two-point conversion on a rush in the third quarter to tie the game at 20-20 against the Chiefs... Was inactive for Games 11-12... Threw for a season-high 301 yards while completing 27-of-36 passes (75.0%) with two touchdowns vs. Hou. (12/10)... His 117.9 passer rating against the Texans was a career-high... Was inactive for Games 15-16.

2022: Wilson started all nine games played, completing 132-of-242 passes (54.5%) for 1,688 yards, six touchdowns and seven interceptions (72.8 rtg.)... Recorded single-season bests in yards per attempt (7) and completions of at least 50 yards (4)... Added 28 carries for 102 yards (3.6 avg.) and one score... Was inactive for Games 1-3... Made season debut and led a 10-point fourth-quarter comeback that saw him go 10-of-12 for 128 yards with one touchdown in the final quarter at Pit. (10/2)... Also caught a receiving touchdown against the Steelers, becoming first Jets quarterback in franchise history to do so... Recorded his first 300-yard passing performance of his career, throwing 20-of-41 passes (48.4%) for a career-high 355 yards, two touchdowns and three interceptions (64.6 rtg.) vs. N.E. (10/30)... Recorded his first career game with a 100-plus passer rating game after completing 18-of-25 passes (72.0%) for 154 yards with one touchdown for a 101.1 passer rating vs. Buf. (11/6)... Recorded his second career game with at least 300 passing yards vs. Det. (12/18), completing 18-of-35 passes (51.4%) for 317 yards, two touchdowns and one interception (89.8 rtg.)... Was inactive for Games 11-13, 16.

2021: Wilson started all 13 games he appeared in during his rookie season, completing 213-of-383 passes (55.6%) for 2,334 yards, nine touchdowns and 11 interceptions (69.7 rtg.)... Made his NFL debut in the season opener, hitting on 20-of-37 passing (54.1%) for 258 yards with two touchdowns and one interception (82.9 rtg.) at Car. (9/12)... Also rushed for one two-point conversion at Car. (9/12)... Honored with Pepsi Zero Sugar Rookie of the Week honors after completing 21-of-34 passes (61.8%) for 297 yards with two touchdowns and one interception (97.3 rtg.) vs. Ten. (10/3)... Was inactive for Games 7-10... Named Pepsi Zero Sugar Rookie of the Week for the second time of the season after completing 23-of-38 passes (60.5%) for 226 yards with two touchdowns and one interception (83.9 rtg.) vs. Phi. (12/5)... Secured the Pepsi Zero Sugar Rookie of the Week hat trick after leading the Jets with four carries for 91 rushing yards (22.8 avg.) and one score while completing 14-of-22 passes (63.6%) for 102 yards and one touchdown (89.6 rtg.) vs.

Jac. (12/26)... His 54-yard rushing touchdown in the first quarter vs. Jac. (12/26) marked the longest rush by a quarterback in Jets franchise history at the time... Was voted Pepsi Zero Sugar Rookie of the Week three times (Weeks 4, 13 and 16), becoming one of four rookies to win the award multiple times in 2021... Finished the season with 156 straight completions without an interception, the longest streak by any Jets quarterback since 2000 and the longest ever streak by a Jets' rookie.

COLLEGE: Wilson played in 30 career games at Brigham Young University (28 starts) over three seasons (2018-20), completing 566-of-837 passes (67.6%) for 7,652 yards with 56 touchdowns... Also added 212 career rushing attempts for 642 yards (3.0 avg.) with 15 touchdowns... In 2018, became the youngest quarterback to ever start for the Cougars... As a junior in 2020, completed 247-of-336 passes (73.5%) for 3,692 yards with 33 touchdowns and three interceptions... His 73.5 completion percentage broke the single-season school record previously held by Pro Football Hall of Fame QB Steve Young... Added 70 carries for 254 yards and 10 touchdowns in 2020... In 2020, ranked No. 2 nationally in completion percentage (73.5), No. 3 in passing yards (3,692), passing touchdowns (33) and yards per attempt (11), No. 4 in rushing touchdowns by a quarterback (10) and No. 10 in passing yards per game (307.7)... Named *Pro Football Focus* All-America second team, Phil Steele All-America honorable mention and finished eighth in Heisman Trophy voting.

PERSONAL: Wilson attended Corner Canyon High School in Draper, Utah, where he was named 5A MVP, runner-up for Utah Mr. Football and was an All-State first team selection at quarterback in 2017... As a senior, passed for 2,986 yards and 24 touchdowns while rushing for 752 yards and eight scores... Led Corner Canyon to the 5A state semifinals, a region championship and a 11-1 overall record... As a junior, threw for 2,708 yards and 20 touchdowns along with 539 rushing yards... Also earned a varsity letter in basketball... Zach Wilson was born on Aug. 3, 1999 in Draper, Utah.

WILSON'S REGULAR SEASON RECORD

Year	Club	PASSING													
		G	S	Att.	Comp.	Pct.	Yds.	Yds./Att.	TD	% LG	Sack/Yds.	Rtg.			
2021	N.Y. Jets	13	13	383	213	55.6	2,334	6.1	9	2.3	11	2.9	54	44/370	69.7
2022	N.Y. Jets	9	9	242	132	54.5	1,688	7.0	6	2.5	7	2.9	79	23/175	72.8
2023	N.Y. Jets	12	11	368	221	60.1	2,271	6.2	8	2.2	7	1.9	68†	46/340	77.2
CAREER TOTALS		34	33	993	566	57.0	6,293	6.3	23	2.3	25	2.5	79	113/885	73.2

Year	Club	RUSHING					SCORING						
		Att.	Yds.	Avg.	LG	TD	TD	TDru	TDre	TDp	TDrt	2pt	Pts.
2021	N.Y. Jets	29	185	6.4	52†	4	13	4	0	9	0	1	80
2022	N.Y. Jets	28	102	3.6	18	1	8	1	1	6	0	0	48
2023	N.Y. Jets	36	211	5.9	20	0	8	0	0	8	0	1	50
CAREER TOTALS		93	498	5.4	52	5	29	5	1	23	0	2	178

ZACH WILSON'S CAREER GAME-BY-GAME

(Victories asterisked)

2021 N.Y. JETS (4-13)		PASSING										RUSHING				
Opponent	P/S	Att.	Comp.	Yds.	Pct.	TD	INT	LG	S/Yds.	Rtg.	Att.	Yds.	Avg.	LG	TD	
at Car. (9/12)	S	37	20	258	54.1	2	1	40	6/51	82.9	0	0	-	-	0	
vs. N.E. (9/19)	S	33	19	210	57.6	0	4	35	4/26	37.0	3	19	6.3	10	0	
at Den. (9/26)	S	35	19	160	54.3	0	2	23	5/41	42.6	1	2	2.0	2	0	
vs. Ten. (10/3)*	S	34	21	297	61.8	2	1	54	1/8	97.3	3	-2	-0.7	2	0	
at Atl. (10/10)	S	32	19	192	59.4	0	1	27	2/26	63.5	1	3	3.0	3	0	
at N.E. (10/24)	S	10	6	51	60.0	0	0	15	1/8	73.3	0	0	-	-	0	
Games 7-10	INACTIVE															
at Hou. (11/28)*	S	24	14	145	58.3	0	1	46	4/36	58.5	2	3	1.5	4†	1	
vs. Phi. (12/5)	S	38	23	226	60.5	2	1	29	2/15	83.9	3	0	0.0	1	1	
vs. N.O. (12/12)	S	42	19	202	45.2	0	0	27	3/24	59.8	4	33	8.3	18	0	
at Mia. (12/19)	S	23	13	170	56.2	0	0	24	6/44	80.0	4	12	3.0	6	1	
vs. Jac. (12/26)*	S	22	14	102	63.6	1	0	22	1/2	89.6	4	91	22.8	52†	1	
vs. T.B. (1/2)	S	33	19	234	57.6	1	0	24	1/10	89.7	2	0	0.0	0	0	
at Buf. (1/9)	S	20	7	87	35.0	1	0	40†	8/79	66.0	2	24	12.0	20	0	
Season Totals		13/13	383	213	2,334	55.6	9	11	54	44/370	69.7	29	185	6.4	52†	4

2022 N.Y. JETS (7-10)		PASSING										RUSHING				
Opponent	P/S	Att.	Comp.	Yds.	Pct.	TD	INT	LG	S/Yds.	Rtg.	Att.	Yds.	Avg.	LG	TD	
Games 1-3	INACTIVE															
at Pit. (10/2)*	S	36	18	252	50.0	1	2	35	1/4	59.0	2	15	7.5	9	0	
vs. Mia. (10/9)*	S	21	14	210	66.7	0	0	79	2/23	99.3	4	2	0.5	5	1	
at G.B. (10/16)*	S	18	10	110	55.6	0	0	41	2/11	73.8	5	1	0.2	4	0	
at Den. (10/23)*	S	26	16	121	61.5	0	0	37	3/16	72.8	4	24	6.0	18	0	
vs. N.E. (10/30)	S	41	20	355	48.8	2	3	63	2/19	64.6	1	2	2.0	2	0	
vs. Buf. (11/6)*	S	25	18	154	72.0	1	0	24	2/18	101.1	5	24	4.8	13	0	
at N.E. (11/20)	S	22	9	77	40.9	0	0	34	4/33	50.8	3	26	8.7	14	0	
Games 11-13	INACTIVE															
vs. Det. (12/18)	S	35	18	317	51.4	2	1	50	4/30	89.8	3	7	2.3	4	0	
vs. Jac. (12/22)	S	18	9	92	50.0	0	1	27	3/21	41.9	1	1	1.0	1	0	
at Sea. (1/1)	INACTIVE															
at Mia. (1/8)	DID NOT PLAY															
Season Totals		9/9	242	132	1,688	54.5	6	7	79	23/175	72.8	28	102	3.6	18	1

2023 N.Y. JETS (7-10)		PASSING										RUSHING				
Opponent	P/S	Att.	Comp.	Yds.	Pct.	TD	INT	LG	S/Yds.	Rtg.	Att.	Yds.	Avg.	LG	TD	
vs. Buf. (9/11)*	P	21	14	140	66.7	1	1	24	2/13	81.4	4	6	1.5	6	0	
at Dal. (9/17)	S	27	12	170	44.4	1	3	68t	3/19	38.1	5	36	7.2	16	0	
vs. N.E. (9/24)	S	36	18	157	50.0	0	0	29	3/24	61.9	1	1	1.0	1	0	
vs. K.C. (10/1)	S	28	39	245	71.8	2	0	39	2/17	105.2	2	14	7.0	14	0	
at Den. (10/8)*	S	26	19	199	73.1	0	1	37	4/26	78.8	3	26	8.7	9	0	
vs. Phi. (10/15)*	S	33	19	186	57.6	0	0	33	5/31	73.5	4	15	3.8	9	0	
at NYG (10/29)*	S	36	17	240	47.2	1	0	50	4/47	78.5	4	25	6.3	17	0	
vs. LAC (11/6)	S	49	33	263	67.4	0	0	33	8/57	80.6	2	7	3.5	7	0	
at L.V. (11/12)	S	39	23	263	59.0	0	1	41	2/6	68.6	4	54	13.5	20	0	
at Buf. (11/19)	S	15	7	81	46.7	1	1	18	5/30	57.9	4	15	3.8	7	0	
Games 11-12		INACTIVE														
vs. Hou. (12/10)*	S	36	27	301	75.0	2	0	27	4/33	117.9	3	12	4.0	10	0	
at Mia. (12/17)	S	11	4	26	36.4	0	0	8	4/37	44.9	0	0	-	-	0	
Games 15-16		INACTIVE														
at N.E. (1/7)		DID NOT PLAY														
Season Totals		12/11	368	221	2,271	60.1	8	7	68t	46/340	77.2	36	211	5.9	20	0

OTHER PLAYERS WITH PRO EXPERIENCE



JORDAN JACKSON

94

DEFENSIVE LINEMAN

6-5 • 285 • 1ST YR. • AIR FORCE

BORN: Jan. 30, 1998, in Jacksonville, Fla.

HIGH SCHOOL: The Bolles School, Jacksonville, Fla.

ACQUIRED: Free Agent, 2023



Jordan Jackson is a first-year defensive lineman who spent the 2023 season competing on the Broncos' practice squad... Signed with New Orleans as a sixth round draft pick (194th overall) in the 2022 NFL Draft on May 13, 2022 and competed on the team's practice squad that season... Waived by New Orleans on Aug. 30, 2022... Signed by New Orleans to its practice squad on Aug. 31, 2022... Signed by Denver to a future contract on Jan. 10, 2023... Waived by Denver on Aug. 29, 2023... Signed by Denver to its practice squad on Aug. 31, 2023... Signed by Denver to a future contract on Jan. 9, 2024... Played in 49 games (37 starts) at Air Force (2017-21), totaling 140 tackles (73 solo), 15.5 sacks (137 yds.), 29.5 tackles for loss, two forced fumbles and six passes defended... Started all 13 games in 2021, producing 41 tackles (24 solo), a career-high 7.5 sacks, one pass defended and a forced fumble to earn second-team All-Mountain West Conference honors... Named second-team All-Mountain West after starting all 12 games in 2018, recording 54 tackles (27 solo), 4.5 sacks and 12.5 tackles for loss... Prepped at The Bolles School in Jacksonville, Fla... Was named a two-time All-City selection and earned All-State honorable mention as a senior... Also lettered in wrestling and weightlifting... Jordan Jackson was born on Jan. 30, 1998, in Jacksonville, Fla.



DEMONTREY JACOBS

71

TACKLE

6-6 • 315 • 1ST YR. • SOUTH FLORIDA

BORN: Nov. 22, 1998, in Gonzales, La.

HIGH SCHOOL: East Ascension High School, Gonzales, La.

ACQUIRED: College Free Agent, 2023




Demontrey Jacobs is a first-year tackle who spent the 2023 season competing on the Broncos' practice squad... Signed with Denver as a college free agent on May 12, 2023... Waived by Denver on Aug. 29, 2023... Signed by Denver to its practice squad on Aug. 31, 2023... Signed by Denver to a future contract on Jan. 9, 2024... Attended the University of South Florida, making appearances in 31 games (25 starts) in three seasons with the Bulls (2020-22)... Started all 12 games played in his final season in 2022, helping block for an offense that ranked third in the American Athletic Conference in rushing (197.9 ypg)... Started 12 games at right tackle in 2021 for the Bulls, helping lead an offense that set a school record for single-game rushing yards with 412 vs. Temple (10/23)... Prior to his stint with the Bulls, played three seasons at Grambling State University (2017-19), starting all 22 games he appeared in for the Tigers... Was originally recruited as a defensive lineman but changed to offensive line prior to his sophomore season... Attended East Ascension High School in Gonzales, La... Demontrey (pronounced: duh-MON-tray) Jacobs was born on Nov. 22, 1998.

**DURELL NCHAMI****53****LINEBACKER****6-4 • 260 • 1ST YR. • MARYLAND****BORN:** Feb. 11, 2000, in Silver Springs, Md.**HIGH SCHOOL:** Paint Branch High School, Burtonsville, Md.**ACQUIRED:** Free Agent, 2023

Durrell Nchami is a first-year linebacker who spent part of the 2023 season on Denver's practice squad... Signed by Denver as a college free agent on Dec. 6, 2023... Signed by Denver to a future contract on Jan. 9, 2024... Started 14-of-33 games played at Maryland (2018-22), totaling 50 tackles (32 solo), nine sacks (69 yds.), one pass defended and four forced fumbles... Played in 13 games (11 starts) in 2022, finishing with a combined 20 tackles (13 solo), three sacks (28 yds.), one forced fumble and six tackles for loss... Appeared in the first six games of the 2021 season with one start, totaling nine tackles (7 solo), three sacks (19 yds.), one forced fumble and four tackles for loss... Produced five tackles (3 solo), two sacks (15 yds.) and two forced fumbles in three games (2 starts) in 2020... Attended Paint Branch High School in Burtonsville, Md., where he was named first-team All-Metro as a senior after totaling 10 tackles for loss, seven sacks and three fumble recoveries... Was also named the 2017 Coaches 4A All-MoCo Defensive Player of the Year... Durrell Nchami was born on Feb. 11, 2000, in Silver Springs, Md.

**KEIDRON SMITH****43****DEFENSIVE BACK****6-2 • 201 • 1ST YR. • KENTUCKY****BORN:** Nov. 9, 1999, in West Palm Beach, Fla.**HIGH SCHOOL:** Oxbridge Academy, West Palm Beach, Fla.**ACQUIRED:** Free Agent, 2023

Keidron Smith is a first-year defensive back who spent the 2023 season competing on practice squads with Denver and Washington... Also spent training camp with Miami... Signed with Miami as a college free agent on May 12, 2023... Waived by Miami on Aug. 28, 2023... Signed by Washington (practice squad) on Sept. 6, 2023... Released by Washington on Oct. 9, 2023... Signed by Denver (practice squad) on Dec. 19, 2023... Released by Denver on Dec. 26, 2023... Signed by Denver (practice squad) on Dec. 27, 2023... Signed by Denver to a future contract on Jan. 9, 2024... Played at Kentucky (2022) and Mississippi (2018-21), totaling 269 tackles (163 solo), one sack (6 yds.), 33 passes defended, seven interceptions (1 TD) and six forced fumbles in 60 career games (41 starts)... Named second-team All-SEC by the league's coaches after starting 12-of-13 games with Kentucky in 2022, 46 tackles, five passes defended, a team-high-tying two interceptions, one forced fumble and one fumble recovery... Attended Oxbridge Academy in West Palm Beach, Fla., where he led the ThunderWolves to a state title as a senior, totaling 41 tackles... Posted six career interceptions... Also played basketball, where he totaled over 1,000 career points... Keidron Smith was born on Nov. 9, 1999, in West Palm Beach, Fla.

**REESE TAYLOR****35****CORNERBACK****5-10 • 188 • 1ST YR. • PURDUE****BORN:** Aug. 27, 1999, in Indianapolis**HIGH SCHOOL:** Ben Davis High School, Indianapolis**ACQUIRED:** Free Agent, 2023

Reese Taylor is a first-year defensive back who spent the 2023 season competing on practice squads with the Broncos and Chiefs... Signed by Kansas City as a college free agent on May 6, 2023... Waived by Kansas City on Aug. 29, 2023... Signed by Kansas City (practice squad) on Aug. 31, 2023... Released by Kansas City on 8/31/23... Signed by Denver (practice squad) on Nov. 8, 2023... Released by Denver on Nov. 14, 2023... Signed by Denver (practice squad) on Nov. 16, 2023... Signed by Denver to a future contract on Jan. 9, 2024... Saw action in over 53 games during his college career with Purdue (2022) and Indiana (2018-21), totaling 108 tackles, 18 passes defended, three interceptions and one forced fumble... Attended Ben Davis High School in Indianapolis, where he played quarterback and was named 2017 Indiana Mr. Football, a two-time Indiana Football Coaches Association (IFCA) Top 50 selection (2016-17) and a two-time IFCA first team all-state selection (2016-17)... Broke the Ben Davis career marks with 7,631 passing yards with 79 passing scores on 568-of-828 (68.6) and also rushed for 2,077 yards on 374 attempts (5.5 avg.), with 45 touchdowns... Was named to the 2017 *Indianapolis Star* Super Team after leading Ben Davis to a state title and 14-0 record... Completed 215-of-296 for 3,150 yards with a program record 40 touchdowns while also rushing for 802 yards and 15 TDs in 2017... Reese Taylor was born on Aug. 27, 1999, in Indianapolis.



DONDREA TILLMAN

92

OUTSIDE LINEBACKER

6-3 • 270 • 1ST YR. • INDIANA (Pa.)

BORN: April 30, 1998, in Sterling, Va.

HIGH SCHOOL: Potomac Falls (Va.) High School

ACQUIRED: Free Agent, 2024



Dondrea Tillman is a first-year outside linebacker who played three seasons with the Birmingham Stallions of the United States Football League and United Football League... Signed by Denver on June 20, 2024... Totaled 92 tackles (51 solo) and 8.5 sacks (55 yds.) during his three years (2022-24) with the Stallions... Was a three-time All-PSAC West selection from Indiana University of Pennsylvania, where he appeared in 48 games (32 starts) during his four-year career with the Crimson Hawks (2016-19)... Over that span, he recorded 174 tackles (84 solo), 30 sacks (187 yds.), two interceptions (70 yds., 2 TDs), 10 passes defended, seven forced fumbles and three fumble recoveries... Earned first-team All-PSAC West in 2019 after starting all 12 games and totaling 41 tackles (19 solo), 7.5 sacks (57 yds.), one interception (51 yds., 1 TD), three passes defended, four forced fumbles and one fumble recovery... In 2018, was named first-team All-PSAC West after starting 11 games and recording career highs of 62 tackles (31 solo) and 12.5 sacks (84 yds.) along with two passes defended and two forced fumbles... Started 9-of-14 games played in 2017 and earned second-team All-PSAC West honors after producing 51 tackles (28 solo), 8.5 sacks (45 yds.), one interception (19 yds., 1 TD), a career-high five passes defended, one forced fumble and two fumble recoveries... Dondrea Tillman was born on April 30, 1998 in Sterling, Va.

DID YOU KNOW?

There have been 19 Broncos to play a game at the high school, college and NFL levels in Colorado. Running back Philip Lindsay in 2018 became first player from the Broncos Futures Football (middle school) program to sign an NFL contract.

PLAYERS TO PLAY IN HIGH SCHOOL, COLLEGE & NFL IN COLORADO

Player	High School	College	Yrs. w/Denver*
Gary Henson	East (Denver)	Colorado	1964
Mike Schnitker	Lakewood	Colorado	1969-74
Bobby Anderson	Boulder	Colorado	1970-73
Ed Smith	George Washington (Denver)	Colorado College	1973-75
Earlie Thomas	Annunciation (Denver)	Colorado State	1975
Larry Brunson	Cortez	Mesa State/Colorado	1980
Laval Short	Columbine (Littleton)	Colorado	1980
Rick Dennison	Rocky Mountain (Ft. Collins)	Colorado State	1982-90
Dave Logan	Wheat Ridge	Colorado	1984
Keli McGregor	Lakewood	Colorado State	1985
Tom Rouen	Heritage (Littleton)	Colorado	1993-2002
Jeff Campbell	Battle Mountain (Edwards)	Colorado	1994
Erik Pears	John F. Kennedy (Denver)	Colorado State	2006-08
Daniel Graham	Thomas Jefferson (Denver)	Colorado	2007-10
Tyler Polumbus	Cherry Creek (Greenwood Village)	Colorado	2008-09, '15
Joel Dreessen	Fort Morgan	Colorado State	2012-13
Ben Garland	Central (Grand Junction)	Air Force	2014
Phillip Lindsay	South (Denver)	Colorado	2018-pres.
Deyon Sizer	Eaglecrest (Centennial)	CSU-Pueblo	2019



2024 ROOKIE PLAYER PROFILES



Bo Nix

10

QUARTERBACK



6-2 • 217 • OREGON

BORN: Feb. 25, 2000, in Pinson, Ala.

HIGH SCHOOL: Pinson Valley (Ark.) High School

DRAFTED: First Round (12th overall)

COLLEGE GAMES PLAYED/STARTED: 61/61

COLLEGE MAJOR: Communications

NIX AT A GLANCE:

- A quarterback who set an NCAA single-season record for completion percentage (77.4%) and Oregon single-season records in completions (364), passing yards (4,508) and passing touchdowns (45).
- Started all 61 games played during his collegiate career, completing 1,286-of-1,936 passes (66.4%) for 15,352 yards with 113 touchdowns and 26 interceptions (149.6 rtg.) in addition to rushing 405 times for 1,613 yards (4.0 avg.) and 38 scores.
- Was named Associated Press Pac-12 Offensive Player of the Year in 2023 after connecting on 364-of-470 passes (77.4%) for 4,508 yards with 45 scores and three picks (188.3 rtg.).
- Became the only FBS player in 2022 and the eighth player since 2000 to record at least 29 passing TDs and 14 rushing TDs in a season.
- In 2022, started all 13 games played and ranked fifth in the nation in total touchdowns (44) and 12th in total offense (315.6 ypg).
- Set Auburn freshman records for completions (217), passing yards (2,542) and passing touchdowns (16) in 2019.
- Set Alabama state records at Pinson Valley (Ark.) High School with more than 12,000 career total offensive yards and 161 touchdowns accounted for (127 pass, 34 rush).
- Selected by the Broncos in the first round (12th overall) of the 2024 NFL Draft.



2023: Nix was named Associated Press Pac-12 Offensive Player of the Year after connecting on 364-of-470 passes (77.4%) for 4,508 yards with 45 scores and three picks (188.3 rtg.)... Finished fourth in Heisman Trophy voting after setting an NCAA single-season record for completion percentage (77.4%)... Also broke Oregon single-season records in completions (364), passing yards (4,508) and passing touchdowns (45).

2022: Nix started all 13 games played, ranking fifth in the nation in total touchdowns (44) and 12th in total offense (315.6 ypg)... Became the only FBS player that season and the eighth player since 2000 to record at least 29 passing TDs and 14 rushing TDs in a season... Completed 294-of-409 passes for 3,593 yards with 29 touchdowns and seven picks (165.7 rtg.).

2021: Nix finished the season with 2,294 yards on 197-of-323 passing (61.0%) with 11 touchdowns and three interceptions (130.0 rtg.)... Played in the first 10 games of the season before missing the remainder of the year with an injury.

2020: Nix was voted a team captain and played in 11 games, completing 214-of-357 passing (59.9%) for 2,415 yards with 12 touchdowns and seven interceptions (123.9 rtg.)... Rushed a career-high 108 times for 388 yards (3.6 avg.) with seven scores.


2019: Nix played in 13 games, setting Auburn freshman records for completions, passing yards and passing touchdowns... Connected on 217-of-377 passes (57.6%) for 2,542 yards with 16 scores (125.0 rtg.)... Was the first true freshman quarterback to start the season opener for Auburn since 1946.

HIGH SCHOOL: Nix attended Pinson Valley (Ark.) High School, where he set Alabama state records with more than 12,000 career total offense yards and 161 touchdowns accounted for (127 pass, 34 rush)... Named Alabama Gatorade Player of the Year, *USA Today* All-USA Offensive Player of the Year finalist, Alabama Offensive Player of the Year and All-America first-team... Also played baseball and basketball.

PERSONAL: Bo Nix was born on Feb. 25, 2000, in Pinson, Ark.

NIX'S COLLEGIATE RECORD — OREGON/AUBURN

Year	School	P/S	PASSING					RUSHING							
			Att.	Comp.	Yds.	Pct.	TD	INT	LG	Rtg.	Att.	Yds.	Avg.	LG	TD
2019	Auburn	13/13	377	217	2,542	57.6	16	6	78	125.0	97	313	3.2	30	7
2020	Auburn	11/11	357	214	2,415	59.9	12	7	911	123.9	108	388	3.6	22	7
2021	Auburn	10/10	323	197	2,294	61.0	11	3	711	130.0	57	168	2.9	23t	4
2022	Oregon	13/13	409	294	3,593	71.9	29	7	67t	165.7	89	510	5.7	80t	14
2023	Oregon	14/14	470	364	4,508	77.4	45	3	84t	188.3	54	234	4.3	44	6
CAREER TOTALS		61/61	1,936	1,286	15,352	66.4	113	26	91t	149.6	405	1,613	4.0	80t	38



JONAH ELLISS

52

OUTSIDE LINEBACKER

6-2 • 246 • UTAH

BORN: April 3, 2003, in Moscow, Idaho

HIGH SCHOOL: Moscow (Idaho) Senior High School

DRAFTED: Third Round (76th overall)

COLLEGE GAMES PLAYED/STARTED: 35/18

COLLEGE MAJOR: Communications



ELLISS AT A GLANCE:

- An outside linebacker who appeared in 35 career games (18 starts) over three seasons at the University of Utah (2021-23), totaling 78 tackles (47 solo), 16 sacks (123 yds.), three passes defended, three forced fumbles and four fumbles recovered.
- Was named second team All-America by the Associated Press in 2023 after tallying 37 tackles (23 solo), 12 sacks (100 yds.), three passes defended and one forced fumble in 10 starts.
- Named Pac-12 Defensive Line Player of the Week vs. UCLA and at Oregon State during the 2023 season.
- Started 8-of-11 games played in 2022 and earned All-Pac-12 honorable mention accolades after totaling 26 tackles (15 solo), three sacks (16 yds.), two forced fumbles and two fumble recoveries.
- Recorded 15 tackles (9 solo) and two fumble recoveries in 14 appearances during his freshman year in 2021.
- Attended Moscow (Idaho) Senior High School where he was named all-league twice and Inland Empire League Player of the Year as a senior.
- His father, Luther, played in the National Football League for 10 seasons—including one year with Denver in 2004—while his brothers Kaden, Christian and Noah currently play at the NFL level.
- Selected by the Broncos in the third round (76th overall) of the 2024 NFL Draft.



2023: Elliss was named second team All-America by the Associated Press after tallying 37 tackles (23 solo), 12 sacks (100 yds.), three passes defended and one forced fumble in 10 starts... Missed part of the season due to an injury... Was named Pac-12 Defensive Line Player of the Week vs. UCLA and at Oregon State... Led the team in sacks (12) and tackles for loss (16)... Was leading the nation in sacks at the time of his injury.

2022: Elliss started 8-of-11 games played and earned All-Pac-12 honorable mention accolades after totaling 26 tackles (15 solo), three sacks (16 yds.), two forced fumbles and two fumble recoveries... Tied for the team lead in forced fumbles (2) and fumble recoveries (2).


2021: Elliss recorded 15 tackles (9 solo) and two fumble recoveries in 14 appearances during his freshman year... Was named to the Pac-12 Academic Honor Roll.

HIGH SCHOOL: Elliss attended Moscow (Idaho) Senior High School where he was named all-league twice and Inland Empire League Player of the Year as a senior... Helped lead the Bears to two district titles.

PERSONAL: Elliss earned his bachelor's degree in communications from the University of Utah... His father, Luther, played in the National Football League for 10 seasons, including one year with Denver in 2004... Brothers Kaden, Christian and Noah also play at the NFL level... Jonah Elliss was born on April 3, 2003, in Moscow, Idaho.

ELLISS' COLLEGIATE RECORD — UTAH

Year	School	G	S	UT	A	TT	S-Yds.	I-Yds.	PD	FF	FR	TD-Int.	TD-FR	S	Pts.
2021	Utah	14	0	9	6	15	1-7	0-0	0	0	2	0	0	0	0
2022	Utah	11	8	15	11	26	3-16	0-0	0	2	2	0	0	0	0
2023	Utah	10	10	23	14	37	12-100	0-0	3	1	0	0	0	0	0
CAREER TOTALS		35	18	47	31	78	16-123	0-0	3	3	4	0	0	0	0



TROY FRANKLIN

16

WIDE RECEIVER



6-3 • 187 • OREGON

BORN: Feb. 6, 2003, in East Palo Alto, Calif.

HIGH SCHOOL: Menlo-Atherton High School, Atherton, Calif.

DRAFTED: Fourth Round (102nd overall)

COLLEGE GAMES PLAYED/STARTED: 37/29

COLLEGE MAJOR: General Social Science

FRANKLIN AT A GLANCE:

- A wide receiver who appeared in 40 games (30 starts) at the University of Oregon (2021-23), recording 160 receptions for 2,483 yards (15.5 avg.) with 25 touchdowns.
- Since 2021, recorded the ninth-most receiving touchdowns (25) and 15th-most receiving yards in FBS.
- Left Oregon as the all-time leader in receiving touchdowns with 25, and tied for the lead in 100-yard games (11).
- In 2023, set Oregon single-season records in receiving yards (1,383), receiving touchdowns (14) and 100-yard receiving games (8).
- Tied for the third-most receiving touchdowns (14) and recorded the sixth-most receiving yards in FBS during the 2023 season.
- Caught 81 passes for 1,383 yards (17.1 avg.) with 14 touchdowns in 2023 and earned Associated Press All-America second team and All-Pac-12 first team honors.
- Was named second team All-Pac 12 by the AP and league's coaches in 2022 after starting all 13 games and leading the team with 61 receptions for 891 yards (14.6 avg.) with nine scores.
- Started 4-of-14 games played as a freshman in 2021, totaling 18 receptions for 209 yards (11.6 avg.) with two touchdowns.
- Attended Menlo-Atherton High School in Atherton, Calif., where he finished his career with 102 receptions for 1,790 receiving yards (17.5 avg.) with 28 total touchdowns.
- Selected by the Broncos in the fourth round (102nd overall) of the 2024 NFL Draft.



2023: Franklin set Oregon single-season records in receiving yards (1,383), receiving touchdowns (14) and 100-yard receiving games (8)... Was named Associated Press All-America second team and All-Pac-12 first team... Left Oregon as the all-time leader in receiving touchdowns with 25, and tied for the lead in 100-yard games (11)... Caught 81 passes for 1,383 yards (17.1 avg.) with 14 touchdowns... His 14 receiving touchdowns tied for the third-most in FBS while his 1,383 yards ranked sixth.

2022: Franklin started all 13 games played, leading the team with 61 receptions for 891 yards (14.6 avg.) with nine scores... His nine receiving scores ranked second in the Pac-12 while his 61 receptions ranked eighth in the conference... Was named second team All-Pac 12 by the AP and league's coaches.

2021: Franklin started 4-of-14 games played as a freshman, totaling 18 receptions for 209 yards (11.6 avg.) with two touchdowns.

HIGH SCHOOL: Franklin attended Menlo-Atherton High School in Atherton, Calif., where he finished his career with 102 receptions for 1,790 receiving yards (17.5 avg.) with 28 total touchdowns... Also rushed for 238 yards on 17 carries (14.0 avg.)... Was named to the *San Jose Mercury News* first team All-Bay Area Offensive Team and the Prep2Prep's Central Coast Section Junior of the Year after catching 43 passes for 674 yards (15.7 avg.) with nine scores.

PERSONAL: Franklin earned his bachelor's degree in general social science from the University of Oregon... Troy Franklin was born on Feb. 6, 2003, in East Palo Alto, Calif.

FRANKLIN'S COLLEGIATE RECORD — OREGON

Year	School	RECEIVING							RUSHING					SCORING					
		G	S	No.	Yds.	Avg.	LG	TD	No.	Yds.	Avg.	LG	TD	TD	TDr	TDre	TDr	2pt	Pts.
2021	Oregon	14	4	18	209	11.6	30	2	0	0	—	—	0	2	0	2	0	0	12
2022	Oregon	13	13	61	891	14.6	67	9	0	0	—	—	0	9	0	9	0	0	54
2023	Oregon	13	13	81	1,383	17.1	84	14	0	0	—	—	0	14	0	14	0	1	86
CAREER TOTALS		40	30	160	2,483	15.5	84	25	0	0	—	—	0	25	0	25	0	1	152



KRIS ABRAMS-DRAINE 31

CORNERBACK 

5-11 • 178 • MISSOURI
BORN: Oct. 4, 2001, in Mobile, Ala.
HIGH SCHOOL: Spanish Fort (Ala.) High School
DRAFTED: Fifth Round (145th overall)
COLLEGE GAMES PLAYED/STARTED: 42/34
COLLEGE MAJOR: Business

ABRAMS-DRAINE AT A GLANCE:

- A cornerback who appeared in 43 career games (34 starts) over four seasons (2020-23) at the University of Missouri.
- Recorded 135 tackles (103 solo), seven interceptions (nine yds.), 40 passes defended and one fumble recovery while also returning 29 kickoffs for 603 yards (20.8 avg.) with one touch-down during his collegiate career.
- Was named second-team All-America by the Associated Press and first-team All-SEC in 2023 after starting all 13 games played, totaling career highs in tackles (50), interceptions (4) and passes defended (16).
- Started all 12 games played, totaling 48 tackles (36 solo) and 14 passes defended while also totaling 99 yards on six kickoff returns (16.5 avg.).
- Made the transition to defensive back, starting 10-of-13 games played and leading the team with 10 passes defended along with three interceptions, 37 tackles (30 solo) and one fumble recovery.
- Attended Spanish Fort (Ala.) High School, where as a senior he started 12-of-14 games and threw for 723 yards and nine scores while also rushing for 1,745 yards and 19 touchdowns and returned two interceptions for touchdowns.
- Selected by the Broncos in the fifth round (145th overall) of the 2024 NFL Draft.



2023: Abrams-Draine started all 13 games played, totaling career highs in tackles (50), interceptions (4) and passes defended (16)... Was named second-team All-America by the Associated Press and first-team All-SEC... Led the SEC and ranked fifth in the nation in passes defended (16) and ranked third in the league in interceptions (4)... Became the first Tiger to log an interception in three consecutive games since CB Aarion Penton in 2016.

2022: Abrams-Draine started all 12 games played, totaling 48 tackles (36 solo) and 14 passes defended... His 14 passes defended were the second-most in the SEC behind Alabama CB Kool-Aid McKinstry and tied for the ninth-most in the country... Totaled 99 yards on six kickoff returns (16.5 avg.).

2021: Abrams-Draine made the transition to defensive back, starting 10-of-13 games played and leading the team with 10 passes defended along with three interceptions, 37 tackles (30 solo) and one fumble recovery... Also returned 21 kickoffs for 471 yards (22.4 avg.) with one touchdown.

2020: Abrams-Draine joined Missouri as a wide receiver, playing in five total games.

HIGH SCHOOL: Abrams-Draine attended Spanish Fort (Ala.) High School, where he moved from quarterback to wide receiver during his senior season... As a senior, started 12-of-14 games and threw for 723 yards and nine scores while also rushing for 1,745 yards and 19 touchdowns... Also returned two interceptions for touchdowns as a senior... Finished second in the ASWA All-State Super 12 and was the runner-up for Mr. Football in Alabama.

PERSONAL: Abrams-Draine earned his bachelor's degree in business from the University of Missouri... Kris Abrams-Draine was born on Oct. 4, 2001, in Mobile, Ala.

ABRAMS-DRAINE'S COLLEGIATE RECORD — MISSOURI

Year	School	G	S	UT	A	TT	S-Yds.	I-Yds.	PD	FF	FR	TD-Int.	TD-FR	S	Pts.
2020	Missouri	5	0	0	0	0	0-0	0-0	0	0	0	0	0	0	0
2021	Missouri	13	10	30	7	37	0-0	3-0	10	0	1	0	0	0	0
2022	Missouri	12	12	36	12	48	0-0	0-0	14	0	0	0	0	0	0
2023	Missouri	13	13	37	13	50	0-0	4-9	16	0	0	0	0	0	0
CAREER TOTALS		43	34	103	32	135	0-0	7-9	40	0	1	0	0	0	0



AUDRIC ESTIME

37

RUNNING BACK



5-11 • 227 • NOTRE DAME

BORN: Sept. 6, 2003, in Nyack, N.Y.

HIGH SCHOOL: St. Joseph Regional High School, Montvale, N.J.

DRAFTED: Fifth Round (147th overall)

COLLEGE GAMES PLAYED/STARTED: 37/14

COLLEGE MAJOR: Political Science

ESTIME AT A GLANCE:

- A running back who appeared in 37 games (14 starts) over three seasons at the University of Notre Dame (2021-23).
- Named Associated Press second-team All-American in 2023 after leading the Irish in rushing for the second consecutive season.
- From 2022-2023, his 2,261 yards were the eighth most among all FBS players.
- Finished Notre Dame career with 2,321 rushing yards, good for 11th most in program history.
- In 2023, set a new single-season program record with 18 rushing touchdowns along with 1,341 rushing yards that were the fifth-most all time in program history.
- Prepped at St. Joseph Regional High School in Montvale, N.J., where he was named 2020 New Jersey Football Player of the Year by *NJ.com*.
- Recorded 190 carries for 1,857 yards and 22 touchdowns with 14 receptions for 185 yards and two touchdowns as a senior.
- Selected by the Broncos in the fifth round (147th overall) of the 2024 NFL Draft.



2023: Estime was named Associated Press second-team All-American after starting all 12 games and leading the Irish with 210 carries for 1,341 yards and 18 rushing touchdowns while adding 17 receptions for 142 yards... His 18 rushing touchdowns set a new single-season Notre Dame record while his 1,341 rushing yards ranked fifth-most in a season all time in program history... His 1,341 yards ranked eighth and his 111.8 yards per game ranked 10th most among all FBS players in 2023... Produced six 100-plus yard rushing games in 2023, the seventh most in a single season in program history.

2022: Estime made appearances in all 13 games (2 starts), leading the Irish with 156 carries for 920 yards and 11 touchdowns... His 11 rushing scores ranked 10th-most at the time in a single season in Notre Dame history... Made his first career start and recorded nine carries for 21 yards and a touchdown at Ohio State (9/3)... Recorded his first career game with 100-plus rushing yards at North Carolina (9/24), totaling 134 yards with two touchdowns.


2021: Estime played in 12 games, totaling seven carries for 60 yards (8.6 avg.)... Made his collegiate debut vs. Toledo (9/11).

HIGH SCHOOL: Estime attended St. Joseph Regional High School in Montvale, N.J., where he was named the 2020 New Jersey Football Player of the Year by *NJ.com*... Recorded 476 career carries for 3,641 yards and 48 touchdowns along with 14 career receptions for 185 yards and two touchdowns... As a senior in 2020, registered 190 carries for 1,857 yards and 22 touchdowns while adding 14 receptions for 185 yards and two touchdowns.

PERSONAL: Estime majored in political science at Notre Dame... Audric Estime was born on Sept. 6, 2003, in Nyack, N.Y.

ESTIME'S COLLEGIATE RECORD — NOTRE DAME

Year	School	G	S	RUSHING					RECEIVING					SCORING						
				No.	Yds.	Avg.	LG	TD	No.	Yds.	Avg.	LG	TD	TD	TDru	TDre	TDr	2pt	Pts.	
2021	Notre Dame	12	0	7	60	0.6	21	0	0	0	—	—	0	0	0	0	0	0	0	
2022	Notre Dame	13	2	156	920	12.0	46	11	9	135	15.0	36	1	12	11	1	0	0	0	72
2023	Notre Dame	12	12	210	1,341	17.5	80	18	17	142	8.4	22	0	18	18	0	0	0	0	108
CAREER TOTALS		37	14	373	2,321	10.1	80	29	26	277	10.7	36	1	30	29	1	0	0	0	180



DEVAUGHN VELE

81

WIDE RECEIVER

6-5 • 210 • UTAH

BORN: Dec. 12, 1997, in San Diego

HIGH SCHOOL: Rancho Bernardo High School, San Diego

DRAFTED: Seventh Round (235th overall)

COLLEGE GAMES PLAYED/STARTED: 47/28

COLLEGE MAJOR: Communications



VELE AT A GLANCE:

- A wide receiver who appeared in 47 games (28 starts) over five seasons at the University of Utah (2019-23), recording 123 catches for 1,689 yards (13.7 avg.) with nine touchdowns
- Also returned 27 punts for 273 yards (10.1 avg.) and one kickoff for 21 yards at Utah.
- Led the Utes with 43 receptions for 593 yards (13.8 avg.) with three touchdowns in 2023 in 10 games (9 starts).
- Was named Pac-12 All-Conference honorable mention in 2022 after starting 12-of-14 games played at Utah and ranking second on the team in receptions (55) and receiving yards (695) with five touchdowns.
- Joined the Utes originally as a walk-on in 2019 before earning a scholarship in 2020.
- Prepped at Rancho Bernardo High School in San Diego, winning the 2015 CIF Division III-A state title.
- Selected by the Broncos in the seventh round (235th overall) of the 2024 NFL Draft.



2023: Vele started 9-of-10 games played, recording a team-high 43 receptions for 593 yards (13.8 avg.) with three touchdowns... Also added one kick return for 21 yards and completed 1-of-3 pass attempts for six yards... Recorded a career-high 145 receiving yards on five catches, including a career-long 68-yard reception, at Washington (11/11).

2022: Vele was named Pac-12 All-Conference honorable mention after starting 12-of-14 games played, ranking second on the team in receptions (55) and receiving yards (695) along with five touchdowns... Also returned 26 punts for 246 yards (9.5 avg.)... Made at least three receptions in 10 of Utah's 14 games... Notched the first 100-yard performance of his career after recording five receptions for 100 yards vs. Penn State in the Rose Bowl Game (1/2).

2021: Vele appeared in all 14 games, making seven starts... Totaled two special teams tackles... Recorded 23 catches for 289 yards with one touchdown... Recorded two receptions for 33 yards vs. Ohio State in the Rose Bowl Game (1/1).

2020: Vele earned a scholarship in 2020 and played in all five games during the COVID-19 shortened season... Recorded two catches for 12 yards.

2019: Vele joined the Utes as a walk-on before redshirting the 2019 season... Appeared in four games and made his first career start vs. Colorado (11/30) in the regular-season finale... Recorded one special teams tackle.

HIGH SCHOOL: Vele attended Rancho Bernardo High School in San Diego, where he was named 2015 Cal-Hi Sports All-State All-Academic first team... Recorded 52 receptions for 980 yards with 11 touchdowns as a senior in 2016... Helped lead Rancho Bernardo to the 2015 CIF Division III-A state title after recording 126 yards with two touchdowns and one interception in the state title game.

PERSONAL: Vele majored in communications at the University of Utah... Devaughn Vele was born on Dec. 12, 1997, in San Diego.

VELE'S COLLEGIATE RECORD — UTAH

Year	School	RECEIVING								PUNT RETURN					SCORING				
		G	S	No.	Yds.	Avg.	LG	TD	No.	Yds.	Avg.	LG	TD	TD	TDru	TDre	TDrt	2pt	Pts.
2019	Utah	4	0	0	0	—	—	0	0	0	—	—	0	0	0	0	0	0	0
2020	Utah	5	0	2	12	6.0	9	0	0	0	—	—	0	0	0	0	0	0	0
2021	Utah	14	7	23	389	16.9	45	1	1	27	27.0	27	0	1	0	1	0	0	6
2022	Utah	14	12	55	695	12.6	47	5	26	246	9.5	23	0	5	0	5	0	0	30
2023	Utah	10	9	43	593	13.8	68	3	0	0	—	—	0	3	0	3	0	0	18
CAREER TOTALS		47	28	123	1,689	13.7	68	9	27	273	10.1	27	0	9	0	9	0	0	54



NICK GARGIULO

66

GUARD



6-5 • 327 • SOUTH CAROLINA

BORN: July 19, 2000, in Yorktown Heights, N.Y.

HIGH SCHOOL: Somers High School, Lincolndale N.Y.

DRAFTED: Seventh Round (256th overall)

COLLEGE GAMES PLAYED/STARTED: 37/36

COLLEGE MAJOR: Sport and Entertainment Management

GARGIULO AT A GLANCE:

- An offensive lineman who started 36-of-37 games played at Yale University (2018-22) and the University of South Carolina (2023).
- Made appearances at center, left guard and left tackle over his collegiate career.
- At South Carolina in 2023, was named team captain and was the only offensive lineman to start all 12 contests
- Made his first five starts for the Gamecocks at left guard before transitioning to center for the final seven contests.
- As a senior in 2022, was named Yale's lone team captain and started all 10 games at center, helping guide the Bulldogs to an Ivy League Championship.
- Prepped at Somers (N.Y.) High School, where he was a two-time Section I All-League and two-time All-Section first team selection, playing both offense and defensive line and helping Somers to a 2016 state title.
- Selected by the Broncos in the seventh round (256th overall) of the 2024 NFL Draft.



2023: Gargiulo was selected team captain in his lone season with the Gamecocks, earning All-SEC third team honors from the College Football Network... Started all 12 games, making first five starts at left guard before starting final seven contests at center... Only offensive lineman to start all 12 games for the Gamecocks.

2022: Gargiulo was named a unanimous All-Ivy first team selection and Yale's lone captain as a senior... Started all 10 games at center, helping the Bulldogs to an 8-2 record (6-1 in Ivy League play) and an Ivy League Championship... Anchored an offensive line that allowed the Bulldogs to lead the Ivy League in rushing, total offense and scoring offense.

2021: Gargiulo started four games at left tackle for the Bulldogs before missing the remainder of the season with a right ankle/leg injury.

2020: Gargiulo did not play as Ivy League season was canceled due to COVID-19.

2019: Gargiulo started all 10 games at left tackle in 2019, helping the Bulldogs win an Ivy League Championship with a 9-1 record (6-1 in Ivy League play).

2018: Gargiulo served as a backup offensive tackle, seeing action in one game as a freshman.

HIGH SCHOOL: Gargiulo attended Somers (N.Y.) High School, where he was a two-time Section I All-League and a two-time All-Section first team honoree... Playing both offensive and defensive line, was also named Section A Lineman MVP, Section I Class A Outstanding Lineman and the Section I Football Coaches Association Class A, League B Outstanding Offensive Lineman... Helped Somers win state championship in 2016... Also played basketball.

PERSONAL: Gargiulo majored in Sport and Entertainment Management at the University of South Carolina after earning his bachelor's degree with a double major in economics and political science at Yale University... Nick Gargiulo was born on July 19, 2000, in Yorktown Heights, N.Y.

GARGIULO'S COLLEGIATE RECORD — SOUTH CAROLINA/YALE

Year	School	G	S
2018	Yale	1	0
2019	Yale	10	10
2021	Yale	4	4
2022	Yale	10	10
2023	South Carolina	12	12
CAREER TOTALS		37	36

COLLEGE FREE AGENTS

57 JAYLON ALLEN
6-3 • 240 • MEMPHIS

OUTSIDE LINEBACKER

Jaylon Allen is a rookie outside linebacker from the University of Memphis who appeared in 60 games (33 starts)... Recorded 150 tackles (77 solo), 13 sacks (97 yds.), one interception (39 yds., 1 TD), five passes defended, two forced fumbles and three fumble recoveries in his career... Was named second-team All-AAC in 2023 after totaling 40 tackles (23 solo), two sacks (15 yds.), two passes defended, one forced fumble and one fumble recovery in 13 starts... Earned honorable-mention All-AAC accolades after starting all 13 games and totaling a career-high 58 tackles (28 solo), five sacks (34 yds.), one interception (39 yds., 1 TD), two passes defended and one fumble recovery... Started 5-of-12 games played in 2021, totaling 37 tackles (19 solo), a team-high five sacks (41 yds.), one forced fumble and one pass defended... Played in 11 games (2 starts) in 2020, producing 11 tackles (6 solo), one sack (7 yds.) and one fumble recovery (1 TD)... Attended Atascocita High School in Humble, Texas, where He was named first-team All-District 21-6A twice as a linebacker and defensive lineman... In 2017, helped the Eagles to a 10-2 record and was a finalist for the Texas Sports Writers Association Class 6A All-State second team and *VYPE Magazine* All-Houston second team as a defensive end... Jaylon (pronounced: JAY-lin) Allen was born March 30, 2000.

56 LEVELLE BAILEY
6-2 • 225 • FRESNO STATE

INSIDE LINEBACKER

Levelle Bailey is a rookie inside linebacker from Fresno State University (2019-23) who started 40-of-49 games played and tallied 242 tackles (137 solo), seven sacks (41 yds.), six interceptions (77 yds.), 22 passes defended, four forced fumbles and three fumble recoveries... Earned second-team All-Mountain West honors in 2023 after starting all 13 games and producing 82 tackles (46 solo), 2.5 sacks (18 yds.), two forced fumbles, three interceptions (41 yds.) and five passes defended... Named All-Mountain West honorable mention after starting all 14 games in 2022, finishing with a team-high 88 tackles (54 solo), one forced fumble and seven passes defended... Started 12-of-13 games played in 2021 and earned All-Mountain West honorable mention accolades after recording 56 tackles (33 solo), 3.5 sacks (18 solo), two interceptions (27 yds.), eight passes defended, one forced fumble and two fumble recoveries... Played 12 games (5 starts) in 2019, registering 30 tackles (13 solo), one sack (5 yds.), one interception (9 yds.), three passes defended and one fumble recovery... Attended Burbank (Calif.) High School and earned first-team All-City honors... Named second-team All-State in 2018 after totaling 81 tackles, one blocked punt, one forced fumble, six interceptions and seven tackles for loss... Also played basketball, earning first-team All-City honors... Levelle (pronounced: la-VELL) Bailey was born Dec. 4, 2000.

45 OMAR BROWN
6-1 • 200 • NEBRASKA

SAFETY

Omar Brown is a rookie safety who appeared in 52 games (37 starts) with the University of Nebraska (2022-23) and the University of Northern Iowa (2019-21)... Totaled 196 tackles (127 solo), three forced fumbles, 25 passes defended and nine interceptions (27 yds.) during his collegiate career... Started 8-of-12 games in 2023 with Nebraska and earned honorable-mention All-Big Ten accolades after recording 51 tackles (35 solo) two forced fumbles, four passes defended and one interception... Started all seven games in his final season at Northern Iowa in 2021, totaling 33 tackles (25 solo), one forced fumble, four passes defended and one pick... In 2020, combined for 30 tackles (20 solo), six passes defended and one interception in seven starts... Started all 15 games during his freshman season in 2019 and posted career highs in tackles (77), passes defended (11) and interceptions (6)... Attended Minneapolis North (Minn.) High School, where he was the highest rated cornerback in Minnesota by 247Sports... Was named Minnesota State All-Star Game Defensive MVP... Also played basketball... Omar Brown was born Oct. 12, 2000.

73 FRANK CRUM
6-7 • 315 • WYOMING

TACKLE

Frank Crum is a rookie tackle from the University of Wyoming who played six seasons with the Cowboys (2018-23), appearing in 56 games (49 starts)... Started all 13 games at tackle in 2023, earning first-team All-Mountain West honors... Earned all-conference honors from *Pro Football Focus* after starting all 12 games in 2022 and was part of an offensive line that allowed only 1.46 sacks per game... Was named honorable mention All-Mountain West by *Pro Football Focus* after starting all 13 games in 2021... Blocked for RB Kazavian Valladay, who ranked third in the conference in rushing yards per game... In 2020, started all six games played and helped pave the way for a rushing attack that ranked No. 2 in the Mountain West (219.5 ypg)... Played 12 games (5 starts) in 2019 after redshirting his freshman year in 2018... Attended Laramie (Wyo.) High School, where he earned first-team 4A East All-Conference honors during his senior season in 2017... Helped Laramie High School to the 2017 Class 4A State Playoffs... Also played basketball... Frank Crum was born May 14, 2000.

70 BRANDON MATTERSON

6-2 • 295 • TEXAS-SAN ANTONIO

DEFENSIVE TACKLE

Brandon Matterson is a rookie defensive tackle from the University of Texas-San Antonio who started 20-of-59 games played in six seasons (2018-23)... Finished his career with 100 tackles (45 solo), 7.5 sacks (23 yds.), three forced fumbles and one pass defended... Named third-team All-AAC in 2023 after playing in 12 games, totaling 14 tackles (7 solo), five sacks and one forced fumble... Started all four games played in 2022, finishing the season with 11 tackles (4 solo)... Started 6-of-14 games played, producing 23 tackles (9 solo), 0.5 sacks, one forced fumble and one pass defended... Started all 10 games played in 2020, producing a career-high 30 tackles (14 solo) and two sacks... Tallied 12 tackles (8 solo) and one forced fumble in nine games during the 2019 season... Produced 10 tackles (3 solo) in 10 games as a freshman in 2018... Named first-team All-District 28-6A Zone A at defensive tackle in 2017... Helped the Broncos to a 7-4 record and playoff appearance in 2016... Tabbed first-team All-District 27-6A Zone B during his sophomore season... Brandon Matterson was born Nov. 29, 1999.

68 JORDAN MILLER

6-3 • 307 • SOUTHERN METHODIST

NOSE TACKLE

Jordan Miller is a rookie nose tackle from Southern Methodist University who started all 14 games in his lone season with the Mustangs in 2023... Totaled 26 tackles (12 solo), 0.5 sacks and one pass defended... Prior to SMU, played five seasons at the University of Miami (2018-22) and played in 48 games (2 starts)... Totaled 60 tackles (23 solo) and three sacks (30 yds.) during his career with the Hurricanes... Played 12 games in 2022, totaling 18 tackles (6 solo) and one sack (12 yds.)... Totaled 19 tackles (10 solo) and 1.5 sacks (12 yds.) in 11 games during the 2021 season... Started 2-of-11 games in 2020 and also made 11 tackles (3 solo) and 0.5 sacks (6 yds.)... In 2019, played in all 13 games and totaled 12 tackles (4 solo) and 2.5 tackles for loss... Attended Sandlewood High School in Jacksonville, Fla., in his final high school season... Originally attended Palatka (Fla.) High School for the first three years... Jordan Miller was born on Jan. 20, 2000.

36 QUINTON NEWSOME

6-1 • 185 • NEBRASKA

CORNERBACK

Quinton Newsome is a rookie cornerback from the University of Nebraska where he totaled 148 tackles (94 solo), three sacks (24 yds.), two forced fumbles, 18 passes defended and one interception (39 yds.) in 53 games (35 starts) during his five seasons (2019-23) with the Huskers... Named All-Big Ten honorable mention in 2023 after starting 10-of-11 games played and totaling 37 tackles (20 solo), three passes defended, one interception (39 yds.) and one fumble recovery... Named Big Ten Special Teams Player of the Week after returning a blocked field goal 68 yards for a touchdown against Purdue (10/28)... Started all 12 games played in 2022, totaling 44 tackles (27 solo), two sacks (20 yds.) and a team-high 10 passes defended... recorded a career-high 57 tackles (38 solo), one sack (4 yds.) and four passes defended in 12 starts during the 2021 season... Started 1-of-8 games played in 2020, producing totals of 10 tackles (9 solo) and one forced fumble... Saw action in 10 games during his freshman season in 2019, contributing on both defense and special teams... Attended North Gwinnett High School in Suwanee, Ga. where he was a first-team all-region pick as a senior... Totaled 39 tackles, six passes defended, one interception and one forced fumble as a senior... During his junior season, recorded 49 tackles, one tackle for loss, 10 passes defended and one interception to help the Bulldogs to a state championship... Quinton Newsome was born on July 11, 2002.

43 BLAKE WATSON

5-9 • 195 • MEMPHIS

RUNNING BACK

Blake Watson is a rookie running back from Memphis who appeared in 46 games (35 starts) between the Tigers (2023) and Old Dominion (2018-22)... In lone season at Memphis in 2023, named first-team All-AAC after recording 192 carries for 1,152 yards and 14 touchdowns in 13 appearances (11 starts)... Also recorded 53 receptions for 480 yards and three touchdowns, one of just two FBS running backs to record 50 or more receptions on the season... In 2022 at Old Dominion, started 11 games, rushing 159 times for 921 yards and five touchdowns, finishing fifth in the Sun Belt with 83.4 rushing yards per game and being named honorable-mention All-Sun Belt... Also caught a single-season ODU running back record 37 passes for 314 yards and two touchdowns... In 2021, was named honorable-mention All-Conference USA after playing in 11 games (10 starts), recording 215 carries for 1,112 yards and eight touchdowns while notching 10 receptions for 55 yards and a score... Became the second player in program history to record a 1,000-yard rushing season... ODU canceled its 2020 season due to COVID-19... As a redshirt freshman in 2019, appeared in 11 games (3 starts), recording 828 all-purpose yards, being named honorable-mention All-Conference USA kick returner and Conference USA All-Freshman Team kick returner... Rushed 25 times for 119 yards and one touchdown and caught 13 passes for 79 yards... Redshirted true freshman season in 2018, appearing in three games at wide receiver and on special teams... Attended Green Hope (Cary, N.C.) High School where he lettered in football and track... Earned All-American honors in track... Blake Watson was born on Oct. 14, 1999.

86 THOMAS YASSMIN **TIGHT END**
 6-5 • 251 • UTAH

Thomas Yassmin is a rookie tight end from Utah who appeared in 47 games (10 starts) in five seasons with the Utes (2019-2023), recording 22 catches for 396 yards and seven touchdowns... In his fifth year in 2023, played in five games (4 starts), recording eight catches for 89 yards and a touchdown before suffering a season-ending injury... As a senior in 2022, played in 13 games (6 starts) and recorded 13 catches for 301 yards and six touchdowns... In 2021, played in 13 games as a reserve tight end and on special teams, recording one catch for six yards... Played in all five games in 2020, appearing on offense and special teams... In 2019, appeared in 11 games on offense and special teams, recording two special teams tackles... Redshirted the 2018 season, his first experience playing American football... Played rugby at the Scots College in New South Wales, Australia and was named to the Australian Schools Barbarians All-Star team in 2017... Thomas Yassmin was born on Oct. 21, 1999.

BRONCOS COLLEGE FREE AGENT HISTORY

At least one rookie college free agent has made the Broncos' active roster out of training camp in 19 of the last 20 years. A total of 30 college free agents have made Denver's Week 1 roster out of camp since 1997

Last season, the Broncos had four college free agents (tight end Nate Adkins, outside linebacker Thomas Incoom, running back Jaleel McLaughlin and tackle Alex Palczewski) make their Week 1 roster, the most in a single season since at least 1997.

Included in Denver's key CFA signings are three Pro Bowl players: Cornerback Chris Harris Jr. (2011) from the University of Kansas, running back C.J. Anderson (2013) from the University of California and running back Phillip Lindsay (2018) from the University of Colorado.

2024 ROSTER BREAKDOWNS



BRONCOS BREAKDOWN BY POSITION

Players listed alphabetically

(as of June 24, 2024)

OFFENSE

QUARTERBACK

Bo Nix
Jarrett Stidham
Zach Wilson

RUNNING BACK

Tyler Badie
Michael Burton
Audric Estime
Jaleel McLaughlin
Samaje Perine
Blake Watson
Javonte Williams

TIGHT END

Nate Adkins
Greg Dulcich
Lucas Krull
Adam Trautman
Thomas Yassmin

WIDE RECEIVER

Michael Bandy
Phillip Dorsett II
Troy Franklin
Lil'Jordan Humphrey
Brandon Johnson
Marvin Mims Jr.
Tim Patrick
Josh Reynolds
David Sills V
Courtland Sutton
Devaughn Vele
Jalen Virgil

OFFENSIVE LINE

Quinn Bailey
Garett Bolles
Frank Crum
Alex Forsyth
Nick Gargiulo
Demontray Jacobs
Mike McGlinchey
Quinn Meinerz
Sam Mustipher
Alex Palczewski
Matt Peart
Ben Powers
Will Sherman
Calvin Throckmorton
Luke Wattenberg

DEFENSE

DEFENSIVE LINE

Zach Allen
Angelo Blackson
John Franklin-Myers
Elijah Garcia
Matt Henningsen
Jordan Jackson
D.J. Jones
Brandon Matterson
Jordan Miller
Malcolm Roach

LINEBACKER

Jaylon Allen
Levelle Bailey
Cody Barton
Nik Bonitto
Baron Browning
Jonathon Cooper
Jonah Elliss
Jonas Griffith
Thomas Incoom
Durell Nchami
Ronnie Perkins
Drew Sanders
Alex Singleton
Andre Smith
Justin Strnad
Dondrea Tillman

CORNERBACK

Kris Abrams-Draine
Art Green
Damarri Mathis
Tanner McCalister
Ja'Quan McMillian
Riley Moss
Quinton Newsome
Keidron Smith
Tremont Smith
Pat Surtain II
Reese Taylor
Levi Wallace

SAFETY

Omar Brown
Brandon Jones
Devon Key
P.J. Locke
JL Skinner
Caden Sterns
Delarrin Turner-Yell

SPECIAL TEAMS

PLACE KICKER

Wil Lutz

PUNTER

Riley Dixon
Trenton Gill

SNAPPER

Mitchell Fraboni

Rookies and first-year players are displayed in italics
Position assignments are tentative as of June 24, 2024.

PRONUNCIATION GUIDE

Jaylon **Allen** (JAY-lin)

Tyler **Badie** (BAY-dee)

Levelle Bailey (la-VELL)

Garett **Bolles** (BOWLS)

Nik **Bonitto** (bow-NEAT-toe)

Greg **Dulcich** (dul-SICH)

Audric Estime (AWE-dric es-TE-may)

Mitchell **Fraboni** (fruh-BONE-ee)

Alex **Forsyth** (FORE-seith)

Nick **Gargiulo** (gar-JEWEL-lo)

Demontray Jacobs (duh-MON-tray)

Damarri Mathis (DUH-mar-EE)

Jaleel **McLaughlin** (muh-GLOFF-lin)

Ja'Quan **McMillian** (JAY-quan mac-MILL-in)

Quinn **Meinerz** (minors)

Durell **Nchami** (en-CHA-mee)

Alex **Palczewski** (pal-CHESS-key)

Matt **Peart** (payrt)

Samaje Perine (suh-MAH-jay PEE-rine)

Keidron Smith (key-DRON)

Jarrett **Stidham** (STID-um)

Justin **Strnad** (stir-NAHD)

Pat **Surtain** II (sur-TAN)

Delarrin Turner-Yell (DUH-lare-EE-in)

Devaughn Vele (deh-VAWN VEH-lay)

Javonte Williams (juh-VON-tay)

Thomas **Yassmin** (YAZ-min)

HOW THE BRONCOS ARE BUILT

YEAR	DRAFT/COLLEGE FREE AGENT	FREE AGENT	TRADE/WAIVERS
2017 5-11 (4th AFC West)	T Garrett Bolles (Rd. 1)	WR Tim Patrick	
2018 6-10 (3rd AFC West)	WR Courtland Sutton (Rd. 2)		
2019 7-9 (2nd AFC West)	T Quinn Bailey (CFA)	S P.J. Locke	
2020 5-11 (4th AFC West)	LB Justin Strnad (Rd. 5)		
2021 7-10 (4th AFC West)	OLB Baron Browning (Rd. 3b) OLB Jonathon Cooper (Rd. 7b) G/C Quinn Meinerz (Rd. 3a) S Caden Sterns (Rd. 5a) CB Pat Surtain II (Rd. 1) RB Javonte Williams (Rd. 2)		ILB Jonas Griffith (T-S.F.)
2022 5-12 (4th AFC West)	OLB Nik Bonitto (Rd. 2) TE Greg Dulcich (Rd. 3) DE Matt Henningsen (Rd. 6) WR Brandon Johnson (CFA) CB Damarri Mathis (Rd. 4a) CB Ja'Quan McMillian (CFA) S Delarrin Turner-Yell (Rd. 5a) WR Jalen Virgil (CFA) C Luke Wattenberg (Rd. 5c)	RB Tyler Badie LS Mitchell Fraboni DL Elijah Garcia DT D.J. Jones (UFA-S.F.) S Devon Key T Will Sherman ILB Alex Singleton (UFA-Phi.)	
2023 8-9 (3rd AFC West)	TE Nate Adkins (CFA) CB Art Green (CFA) C Alex Forsyth (Rd. 7) OLB Thomas Incoom (CFA) T Demontrey Jacobs (CFA) RB Jaleel McLaughlin (CFA) WR Marvin Mims Jr. (Rd. 2) CB Riley Moss (Rd. 3b) T Alex Palczewski (CFA) ILB Drew Sanders (Rd. 3a) S J.L. Skinner (Rd. 6)	DE Zach Allen (UFA-Ari.) WR Michael Bandy FB Michael Burton (UFA-K.C.) P Riley Dixon (UFA-LAR) WR Phillip Dorsett II WR Lil'Jordan Humphrey DL Jordan Jackson TE Lucas Krull T Mike McGlinchey (UFA-S.F.) LB Durell Nchami RB Samaje Perine (UFA-Cin.) OLB Ronnie Perkins G Ben Powers (UFA-Bal.) WR David Silts V DB Keidron Smith CB Tremon Smith (UFA-Hou.) QB Jarrett Stidham (UFA-L.V.) CB Reese Taylor	K Wil Lutz (T-N.O.) TE Adam Trautman (T-N.O.)
2024	Kris Abrams-Draine (Rd. 5a) Jaylon Allen (CFA) Levellle Bailey (CFA) Omar Brown (CFA) Frank Crum (CFA) Jonah Ellis (Rd. 3) Audric Estime (Rd. 5b) Troy Franklin (Rd. 4) Nick Gargiulo (Rd. 7b) Brandon Matterson (CFA) Jordan Miller (CFA) Quinton Newsome (CFA) Bo Nix (Rd. 1) Devaughn Vele (Rd. 7a) Blake Watson (CFA) Thomas Yassmin (CFA)	ILB Cody Barton (UFA-Was.) DL Angelo Blackson (UFA-Jac.) P Trenton Gill S Brandon Jones (UFA-Mia.) DB Tanner McCalister C Sam Mustipher T Matt Peart (UFA-NYG) WR Josh Reynolds (UFA-Det.) DT Malcolm Roach (UFA-N.O.) ILB Andre Smith (UFA-Atl.) G Clavin Throckmorton (UFA-Ten.) OLB Dondrea Tillman CB Levi Wallace	DE John Franklin-Myers (T-NYJ) QB Zach Wilson (T-NYJ)

DENVER BRONCOS 2024 ROSTER (AS OF JUNE 24, 2024)

No.	Player	Pos.	Ht.	Wt.	Age	NFL Exp.	College	High School Hometown	How Acq.	2023 P-S-DNP-INA	Numerical Roster
31	Abrams-Draine, Kris	CB	5-11	178	22	R	Missouri	Mobile, Ala.	D5a-'24	0-0-0-0	0 Jonathon Cooper.....OLB
45	Adkins, Nate	TE	6-3	252	24	2	South Carolina	Knoxville, Tenn.	CFA-'23	10-1-0-7	1 Tremon Smith.....CB
57	Allen, Jaylon	OLB	6-3	240	24	R	Memphis	Humble, Texas	CFA-'24	0-0-0-0	2 Pat Surtain II.....CB
99	Allen, Zach	DE	6-4	281	26	6	Boston College	New Canaan, Conn.	UFA (Ari.)-'23	17-17-0-0	3 Wil Lutz.....K
36	Badie, Tyler	RB	5-8	197	25	3	Missouri	New Orleans, La.	PS (Bal.)-'22	0-0-0-1	4 Zach Wilson.....QB
56	Bailey, Levelle	ILB	6-2	225	23	R	Fresno State	Sacramento, Calif.	CFA-'24	0-0-0-0	5 Baron Browning.....OLB
75	Bailey, Quinn	T	6-6	323	28	6	Arizona State	Gilbert, Ariz.	CFA-'19	17-1-0-0	6 P.J. Locke.....S
83	Bandy, Michael	WR	5-10	190	26	4	San Diego	La Mirada, Calif	UFA (LAC)-'23	1-0-0-1	8 Jarrett Stidham.....QB
55	Barton, Cody	ILB	6-2	237	27	6	Utah	Salt Lake City	UFA (Was.)-'24	13-13-1-0	9 Riley Dixon.....QB
90	Blackson, Angelo	DL	6-4	318	31	10	Auburn	Bear, Del.	UFA (Jac.)-'24	11-0-0-6	10 Bo Nix.....P
72	Bolles, Garrett	T	6-5	300	32	8	Utah	Walnut Creek, Calif.	D1-'17	17-17-0-0	11 Josh Reynolds.....WR
42	Bonitto, Nik	OLB	6-3	240	24	3	Oklahoma	Fort Lauderdale, Fla.	D2-'22	15-4-0-2	12 Tim Patrick.....WR
45	Brown, Omar	S	6-1	200	23	R	Nebraska	Minneapolis, Minn.	CFA-'24	0-0-0-0	13 Phillip Dorsett II.....WR
5	Browning, Baron	OLB	6-3	240	25	4	Ohio State	Fort Worth, Texas	D3b-'21	10-9-0-1	14 Courtland Sutton.....WR
20	Burton, Michael	FB	5-11	242	32	10	Rutgers	Long Valley, N.J.	UFA (K.C.)-'23	17-3-0-0	15 Jalen Virgil.....WR
0	Cooper, Jonathon	OLB	6-4	257	26	4	Ohio State	Gahanna, Ohio	D7b-'21	17-17-0-0	16 Troy Franklin.....WR
73	Crum, Frank	T	6-7	315	24	R	Wyoming	Laramie, Wyo.	CFA-'24	0-0-0-0	17 Lil'Jordan Humphrey.....WR
9	Dixon, Riley	P	6-4	221	30	9	Syracuse	Oneida, N.Y.	UFA (LAR)-'23	17-0-0-0	19 Marvin Mims Jr.....WR
13	Dorsett II, Phillip	WR	5-10	192	31	10	Miami	Fort Lauderdale, Fla.	FA-'23	2-1-0-0	20 Michael Burton.....FB
80	Dulcich, Greg	TE	6-4	245	24	3	UCLA	Glendale, Calif.	D3-'22	2-1-0-0	21 Riley Moss.....CB
52	Elliss, Jonah	OLB	6-2	246	21	R	Utah	Moscow, Idaho	D3-'24	0-0-0-0	22 Brandon Jones.....S
37	Estime, Audric	RB	5-11	227	20	R	Notre Dame	Nyack, N.Y.	D5b-'24	0-0-0-0	23 Caden Sterns.....S
54	Forsyth, Alex	C	6-4	312	25	2	Oregon	West Linn, Ore.	D7-'23	0-0-0-17	25 Samaje Perine.....RB
48	Fraboni, Mitchell	LS	6-2	223	27	3	Arizona State	Phoenix, Ariz.	FA-'22	17-0-0-0	26 Devon Key.....S
16	Franklin, Troy	WR	6-3	187	21	R	Oregon	East Palo Alto, Calif.	D4-'24	0-0-0-0	27 Damarri Mathis.....CB
98	Franklin-Myers, John	DE	6-4	228	27	7	Stephen F. Austin	Greenville, Texas	T (NYJ)-'24	17-17-0-0	28 Art Green.....CB
95	Garcia, Elijah	DL	6-5	302	26	3	Rice	San Antonio, Texas	PS (LAR)-'22	3-0-0-14	29 Ja'Quan McMillian.....CB
66	Gargiulo, Nick	G	6-5	327	23	R	South Carolina	Yorktown Heights, N.Y.	D7b-'24	0-0-0-0	30 Tanner McCalister.....DB
47	Gill, Trenton	P	6-4	219	25	3	North Carolina State	Hillsborough, N.C.	FA-'24	17-0-0-0	31 Kris Abrams-Draine.....CB
28	Green, Art	CB	6-2	200	24	2	Houston	Chesterfield, Mo.	CFA-'23	0-0-0-1	32 Delarrin Turner-Yell.....S
50	Griffith, Jonas	ILB	6-4	250	27	4	Indiana State	Louisville, Ky.	T (S.F.)-'21	0-0-0-0	33 Javonte Williams.....RB
91	Henningsen, Matt	DE	6-3	291	24	3	Wisconsin	Menomonee Falls, Wis.	D6-'22	17-0-0-0	34 J.L. Skinner.....S
17	Humphrey, Lil'Jordan	WR	6-4	225	26	6	Texas	Southlake, Texas	FA-'23	17-8-0-0	35 Reese Taylor.....CB
59	Incoom, Thomas	OLB	6-4	265	25	2	Central Michigan	Stone Mountain, Ga.	CFA-'23	4-0-0-13	36 Tyler Badie.....RB
94	Jackson, Jordan	DL	6-5	285	26	1	Air Force	Jacksonville, Fla.	FA-'23	0-0-0-0	37 Quinton Newsome.....CB
71	Jacobs, Demontrey	T	6-6	315	25	1	South Florida	Gonzales, La.	CFA-'23	0-0-0-0	37 Audric Estime.....RB
89	Johnson, Brandon	WR	6-2	195	25	3	Central Florida	Fort Lauderdale, Fla.	CFA-'22	7-2-0-0	38 Jaleel McLaughlin.....RB
22	Jones, Brandon	S	6-1	190	26	5	Texas	Nacogdoches, Texas	UFA (Mia.)-'24	16-6-0-1	39 Levi Wallace.....CB
93	Jones, D.J.	DT	6-0	305	29	8	Mississippi	Greenville, S.C.	UFA (S.F.)-'22	16-16-0-1	40 Justin Strnad.....ILB
26	Key, Devon	TE	6-0	208	26	2	Western Kentucky	Lexington, Ky.	FA-'22	1-0-0-0	41 Drew Sanders.....LB
85	Krull, Lucas	TE	6-6	260	25	3	Pittsburgh	Shawnee, Kan.	FA-'23	7-2-0-0	42 Nik Bonitto.....OLB
6	Locke, P.J.	S	5-10	202	27	5	Texas	Beaumont, Texas	FA-'19	12-8-0-1	43 Keidron Smith.....DB
3	Lutz, Wil	K	5-11	184	29	9	Georgia State	Newnan, Ga.	T (N.O.)-'23	17-0-0-0	43 Blake Watson.....RB



27	Mathis, Damarri	CB	5-11	195	25	3
70	Matterson, Brandon	DT	6-2	295	24	R
30	McCalister, Tanner	DB	5-11	191	24	2
69	McGlinchey, Mike	T	6-8	310	29	7
38	McLaughlin, Jaleel	RB	5-7	187	23	2
29	McMillian, Ja'Quan	CB	5-10	183	24	3
77	Meinerz, Quinn	G	6-3	320	25	4
68	Miller, Jordan	NT	6-3	307	24	R
19	Mims Jr., Marvin	WR	5-11	184	22	2
21	Moss, Riley	CB	6-1	193	24	2
61	Mustipher, Sam	C	6-2	332	27	5
53	Nchami, Durell	LB	6-4	260	24	1
36	Newsome, Quinton	CB	6-1	185	22	R
10	Nix, Bo	QB	6-2	217	24	R
63	Palczewski, Alex	T	6-6	315	24	2
12	Patrick, Tim	WR	6-4	212	30	7
79	Pearl, Matt	T	6-7	315	27	5
25	Perine, Samaje	RB	5-11	235	28	8
51	Perkins, Ronnie	OLB	6-3	253	24	4
74	Powers, Ben	G	6-4	338	27	6
11	Reynolds, Josh	WR	6-3	194	29	8
97	Roach, Malcolm	DT	6-3	290	26	5
41	Sanders, Drew	LB	6-5	233	23	2
78	Sherman, Will	G	6-4	300	25	3
87	Sills V, David	WR	6-3	211	29	5
49	Singleton, Alex	ILB	6-2	240	30	6
34	Skinner, JL	S	6-4	220	23	2
96	Smith, Andre	LB	6-0	240	27	7
43	Smith, Keidron	DB	6-2	201	24	1
1	Smith, Tremon	CB	5-11	190	27	7
23	Sterns, Caden	S	6-1	207	24	4
8	Stidham, Jarrett	QB	6-3	215	27	6
40	Strnad, Justin	ILB	6-3	235	27	5
2	Surtain II, Pat	CB	6-2	202	24	4
14	Sutton, Courtland	WR	6-4	216	28	7
35	Taylor, Reese	CB	5-10	188	24	1
76	Throckmorton, Calvin	G	6-5	311	27	4
92	Tillman, Dondrea	OLB	6-3	270	26	1
82	Trautman, Adam	TE	6-5	253	27	5
32	Turner-Yell, Delarrin	S	5-11	200	24	3
81	Vele, Devaughn	WR	6-5	210	26	R
15	Virgil, Jalen	WR	6-1	210	25	3
39	Wallace, Levi	CB	6-0	179	29	7
43	Watson, Blake	RB	5-9	195	24	R
60	Wattenberg, Luke	C	6-5	300	26	3
33	Williams, Javonte	RB	5-10	220	24	4
4	Wilson, Zach	QB	6-2	214	24	4
86	Yassmin, Thomas	TE	6-5	251	24	R

Pittsburgh	Lakeland, Fla.	D4a-'22	17-6-0-0
UTSA	San Antonio, Texas	CFA-'24	0-0-0-0
Ohio State	Rockwell, Texas	FA-'24	3-0-0-0
Notre Dame	Philadelphia, Pa.	UFA (S.F.)-'23	16-16-0-0
Youngstown State	Raleigh, N.C.	CFA-'23	17-3-0-0
East Carolina	Winston-Salem, N.C.	CFA-'22	16-3-0-1
Wisconsin-Whitewater	Hartford, Wis.	D3a-'21	17-17-0-0
Southern Methodist	Jacksonville, Fla.	CFA-'24	0-0-0-0
Oklahoma	Frisco, Texas	D2-'23	16-7-0-1
Iowa	Ankeny, Iowa	D3b-'23	14-0-0-3
Notre Dame	Owings Mills, Md.	UFA (Bal.)-'24	9-2-2-6
Maryland	Silver Springs, Md.	FA-'23	0-0-0-0
Nebraska	Suwanee, Ga.	CFA-'24	0-0-0-0
Oregon	Pinson, Ala.	D1-'24	0-0-0-0
Illinois	Mount Prospect, Ill.	CFA-'23	0-0-1-0
Utah	San Diego, Calif.	FA-'17	0-0-0-0
Connecticut	Kingston, Jamaica	UFA (NYG)-'24	8-1-0-2
Oklahoma	Pflugerville, Texas	UFA (Cin.)-'23	17-1-0-0
Oklahoma	St. Louis, Mo.	PS (N.E.)-'23	7-0-0-6
Oklahoma	Wichita, Kan.	UFA (Bal.)-'23	17-17-0-0
Texas A&M	San Antonio, Texas	UFA (Det.)-'24	17-13-0-0
Texas	Baton Rouge, La.	UFA (N.O.)-'24	12-0-0-0
Arkansas	Denton, Texas	D3a-'23	17-4-0-0
Colorado	Raleigh, N.C.	FA-'22	0-0-0-0
West Virginia	Wilmington, Del.	FA-'23	3-1-0-0
Montana State	Thousand Oaks, Calif.	UFA (Phi.)-'22	17-16-0-0
Boise State	San Diego, Calif.	D6-'23	2-0-0-15
North Carolina	Jacksonville, Fla.	UFA (Atl.)-'24	11-1-0-0
Kentucky	West Palm Beach, Fla.	FA-'23	0-0-0-0
Central Arkansas	xAnniston, Ala.	UFA (Hou.)-'23	17-0-0-0
Texas	Cibolo, Texas	D5a-'21	1-0-0-0
Auburn	Corbin, Ky.	UFA (L.V.)-'23	3-2-14-0
Wake Forest	Palm Harbor, Fla.	D5-'20	9-0-0-0
Alabama	Plantation, Fla.	D1-'21	17-17-0-0
Southern Methodist	Brenham, Texas	D2-'18	16-14-0-1
Purdue	Indianapolis	FA-'23	0-0-0-0
Oregon	Bellevue, Wash.	UFA (Ten.)-'24	15-7-0-2
Indiana (Pa.)	Sterling, Va.	FA-'24	0-0-0-0
Dayton	Williamsburg, Mich.	T (N.O.)-'23	17-12-0-0
Oklahoma	Hempstead, Texas	D5a-'22	16-2-0-0
Utah	San Diego	D7a-'24	0-0-0-0
Appalachian State	Lawrenceville, Ga.	CFA-'22	0-0-0-0
Alabama	Tucson, Ariz.	UFA (Pit.)-'24	16-9-0-1
Memphis	Queens, N.Y.	CFA-'24	0-0-0-0
Washington	Trabuco Canyon, Calif.	D5c-'22	16-0-1-0
North Carolina	Wallace, N.C.	D2-'21	16-13-0-1
Brigham Young	Draper, Utah	T (NYJ)-'24	12-11-0-4
Utah	Sydney, Australia	CFA-'24	0-0-0-0

45	Nate Adkins	TE
45	Omar Brown	S
47	Trenton Gill	LS
48	Mitchell Fraboni	P
49	Alex Singleton	ILB
50	Jonas Griffith	ILB
51	Ronnie Perkins	OLB
52	Jonah Ellis	OLB
53	Durell Nchami	LB
54	Alex Forsyth	C
55	Cody Barton	ILB
56	Lavelle Bailey	ILB
57	Jaylon Allen	OLB
59	Thomas Incoom	OLB
60	Luke Wattenberg	C
61	Sam Mustipher	C
63	Alex Palczewski	T
66	Nick Gargiulo	G
68	Jordan Miller	NT
69	Mike McGlinchey	T
70	Brandon Matterson	DT
71	Demontrey Jacobs	T
72	Garrett Bolles	T
73	Frank Crum	T
74	Ben Powers	G
75	Quinn Bailey	T
76	Calvin Throckmorton	G
77	Quinn Meinerz	G
78	Will Sherman	G
79	Matt Pearl	T
80	Greg Dulcich	TE
81	Devaughn Vele	WR
82	Adam Trautman	TE
83	Michael Bandy	WR
85	Lucas Krull	TE
86	Thomas Yassmin	TE
87	David Sills V	WR
89	Brandon Johnson	WR
90	Angelo Blackson	DL
91	Matt Henningsen	DE
92	Dondrea Tillman	OLB
93	D.J. Jones	DT
94	Jordan Jackson	DL
95	Elijah Garcia	DL
96	Andre Smith	LB
97	Malcolm Roach	DT
98	John Franklin-Myers	DE
99	Zach Allen	DE

KEY: CFA-college free agent; D-drafted; FA-acquired as free agent; PS-acquired from practice squad; RFA-acquired as restricted free agent; UFA-acquired as unrestricted free agent; T-trade; W-waivers.



BRONCOS TRANSACTIONS (7/23/23-6/24/24)

BY DATE

7/23/23	Placed OLB Baron Browning on Active/Physically Unable to Perform list Placed WR Kendall Hinton on Active/Physically Unable to Perform list Placed WR KJ Hamler on Active/Non-Football Injury list Placed DT Mike Purcell on Active/Non-Football Injury list	8/30/23	Waived WR Montrell Washington Signed RB Tyler Badie to practice squad Signed WR Michael Bandy to practice squad Signed QB Ben DiNucci to practice squad Signed CB Art Green to practice squad Signed OLB Marcus Haynes to practice squad Signed WR Lil'Jordan Humphrey to practice squad Signed DL Jordan Jackson to practice squad Signed T Demontrey Jacobs to practice squad Signed S Devon Key to practice squad Signed NT Tyler Lancaster to practice squad Signed DT PJ Mustipher to practice squad Signed DL Haggai Chisom Ndubuisi to practice squad
7/24/23	Placed DL Eyioma Uwazurike on the Reserve/Suspended list		
7/25/23	Signed K Brett Maher Signed WR Nick Williams Waived QB Jarrett Guarantano		
7/28/23	Signed WR Michael Bandy Activated WR Kendall Hinton from Active/Physically Unable to Perform list Waived WR Nick Williams	8/31/23	Signed G Will Sherman to practice squad Signed RB Dwayne Washington to practice squad Signed WR Phillip Dorsett to practice squad Signed TE Lucas Krull to practice squad Signed WR David Sills to practice squad Signed LB Ben Niemann to practice squad
7/31/23	Signed G Yasir Durant Waived T Christian DiLauro	9/1/23	Released WR Michael Bandy Elevated WR Phillip Dorsett II
8/1/23	Waived/non-football illness WR KJ Hamler	9/9/23	Elevated WR Lil'Jordan Humphrey
8/2/23	Signed WR Nick Williams Signed CB Fabian Moreau Placed WR Tim Patrick on Injured Reserve	9/13/23	Signed WR Lil'Jordan Humphrey to active roster Signed WR Michael Bandy to practice squad Placed S Caden Sterns on Injured Reserve Elevated RB Dwayne Washington
8/3/23	Signed ILB Austin Ajiake Placed ILB Jonas Griffith on Injured Reserve	9/16/23	Placed TE Greg Dulcich on Injured Reserve Signed DE Ronnie Perkins off Patriots Practice Squad
8/5/23	Signed DT Forrest Merrill	9/18/23	Elevated RB Dwayne Washington Elevated ILB Ben Niemann Elevated RB Dwayne Washington
8/14/23	Waive/Injured G Yasir Durant Signed WR J.J. Koski Waived ILB Ray Wilborn	9/23/23	Signed WR Tre'Quan Smith to practice squad Waived CB Essang Bassey
8/15/23	Signed LS Jack Landherr Waived/Injured K Elliott Fry	9/30/23	Released WR Michael Bandy from practice squad Promoted RB Dwayne Washington to active roster Signed WR Michael Bandy to practice squad Acquired 2024 sixth-round pick from 49ers in exchange for OLB Randy Gregory and 2024 seventh-round pick.
8/16/23	Signed RB Dwayne Washington Waived/Injured DT Forrest Merrill	10/3/23	Activated S P.J. Locke from Injured Reserve Released WR Michael Bandy from practice squad Released WR Lil'Jordan Humphrey
8/22/23	Signed WR Josh Hammond Placed WR Jalen Virgil on Injured Reserve	10/4/23	Activated TE Greg Dulcich from Injured Reserve Signed WR Lil'Jordan Humphrey to practice squad Elevated NT Tyler Lancaster Released OLB Frank Clark
8/23/23	Signed DT Tomasi Laulile Waived LS Jack Landherr IV	10/6/23	Signed WR Lil'Jordan Humphrey to active roster Placed WR Brandon Johnson on injured reserve Signed ILB Ben Niemann to active roster Signed CB Reese Taylor to practice squad Elevated TE Lucas Krull Elevated WR David Sills V
8/27/23	Waived WR Kendall Hinton Waived CB Delonte Hood Waived WR J.J. Koski Waived WR Nick Williams	10/7/23	Released NT Tyler Lancaster
8/29/23	Released T Isaiah Prince Placed OLB Baron Browning on Reserve/Physically Unable to Perform List Waived/Injured OLB Christopher Allen Released T Quinn Bailey Released C Kyle Fuller Released WR Lil'Jordan Humphrey Released NT Tyler Lancaster Released K Brett Maher Released CB Fabian Moreau Released NT Mike Purcell Released RB Dwayne Washington Waived ILB Austin Ajiake Waived RB Tyler Badie Waived WR Michael Bandy Waived ILB Seth Benson Waived G Henry Byrd Waived WR Marquez Callaway Waived QB Ben DiNucci Waived CB Art Green Waived WR Taylor Grimes Waived WR Josh Hammond Waived OLB Marcus Haynes Waived CB Faion Hicks Waived TE Tommy Hudson Waived DE Jordan Jackson Waived T Demontrey Jacobs Waived RB Tony Jones Jr. Waived CB Devon Key Waived DT Tomasi Laulile Waived DT PJ Mustipher Waived DT Haggai Chisom Ndubuisi Waived OLB Aaron Patrick Waived G Will Sherman	10/10/23 10/11/23 10/12/23 10/14/23 10/18/23 10/20/23 10/21/23 10/25/23 10/28/23 10/30/23 11/8/23 11/13/23 11/14/23 11/16/23 11/18/23 11/25/23	

BRONCOS TRANSACTIONS, CONT.

11/27/23	Elevated WR David Sills	Signed G Nick Gargiulo (draft pick)
11/28/23	Released OLB Marcus Haynes from practice squad	Signed TE Dylan Leonard (CFA)
12/2/23	Signed S Dallin Leavitt to practice squad	Signed DT Brandon Matterson (CFA)
	Activated WR Brandon Johnson from injured reserve	Signed NT Jordan Miller (CFA)
	Elevated QB Ben DiNucci	Signed ILB Alec Mock (CFA)
	Elevated TE Lucas Krull	Signed WR Devaughn Vele (draft pick)
12/6/23	Signed LB Durrell Nchami to practice squad	Signed WR Lincoln Victor (CFA)
12/8/23	Elevated RB Tyler Badie	Signed RB Blake Watson (CFA)
	Elevated TE Lucas Krull	Signed TE Thomas Yassmin (CFA)
12/14/23	Waived OLB Ronnie Perkins	Released WR Phillip Dorsett
12/16/23	Signed TE Lucas Krull to active roster	Released NT Rashard Lawrence
	Elevated QB Ben DiNucci	Signed WR Phillip Dorsett II
	Elevated NT Tyler Lancaster	Signed CB Quinton Newsome (CFAO)
	Signed OLB Ronnie Perkins to practice squad	Waived P Nik Constantinou
12/19/23	Signed DB Keidron Smith to practice squad	Waived WR Lincoln Victor
	Released S Dallin Leavitt from practice squad	Signed OLB Jonah Elliss (draft pick)
12/23/23	Elevated QB Ben DiNucci	Signed P Trenton Gill
	Elevated OLB Ronnie Perkins	Waived S Cam Allen
12/30/23	Promoted WR Michael Bandy	Signed WR Troy Franklin (draft pick)
	Elevated WR Phillip Dorsett	Signed ILB Andre Smith
	Elevated OLB Ronnie Perkins	Waived TE Dylan Leonard with an injury settlement
	Placed RB Dwayne Washington on reserve/non-football illness	Signed OLB Dondrea Tillman
		Waived ILB Alec Mock
1/2/24	Signed TE Johnny Lumpkin to practice squad	
1/4/24	Placed S Delarrin Turner-Yell on Injured Reserve	
1/6/24	Promoted CB Art Green	
	Activated T Alex Palczewski from Injured Reserve	
	Elevated S Devon Key	
	Placed T Mike McGlinchey on Injured Reserve	
1/8/24	Signed RB Tyler Badie to future contract	
	Signed QB Ben DiNucci to future contract	
	Signed WR Phillip Dorsett to future contract	
	Signed DT Jordan Jackson to future contract	
	Signed T Demontrey Jacobs to future contract	
	Signed S Devon Key to future contract	
	Signed LB Durrell Nchami to future contract	
	Signed OLB Ronnie Perkins to future contract	
	Signed G Will Sherman to future contract	
	Signed WR David Sills V to future contract	
	Signed DB Keidron Smith to future contract	
	Signed CB Reese Taylor to future contract	
1/22/24	Signed DB Tanner McCalister to future contract	
1/24/24	Signed NT Rashard Lawrence to future contract	
3/7/24	Released S Justin Simmons	
3/8/24	Released TE Chris Manhertz	
3/10/24	Re-Signed S P.J. Locke	
3/12/24	Re-Signed K Wil Lutz	
3/13/24	Signed S Brandon Jones	
	Signed DT Malcolm Roach	
	Re-Signed FB Michael Burton	
	Re-Signed TE Adam Trautman	
	Released QB Russell Wilson	
	Traded WR Jerry Jeudy	
3/14/24	Re-Signed WR Lil'Jordan Humphrey	
3/18/24	Signed ILB Cody Barton	
3/20/24	Signed T Matt Peart	
3/21/24	Re-Signed ILB Justin Strnad	
3/27/24	Signed WR Josh Reynolds	
4/1/24	Signed G Calvin Throckmorton	
4/4/24	Signed C Sam Mustipher	
4/15/24	Signed DL Angelo Blackson	
4/22/24	Signed CB Levi Wallace	
4/23/24	Acquired QB Zach Wilson and a 2024 seventh-round pick from the N.Y. Jets in exchange for a 2024 sixth-round pick.	
4/29/24	Acquired DE John Franklin-Myers from the N.Y. Jets in exchange for a 2026 sixth-round pick.	
5/8/24	Waived QB Ben DiNucci	
5/10/24	Signed CB Kris Abrams-Draine (draft pick)	
	Signed S Cam Allen (CFA)	
	Signed OLB Jaylon Allen (CFA)	
	Signed ILB Levelle Bailey (CFA)	
	Signed S Omar Brown (CFA)	
	Signed P Nik Constantinou (CFA)	
	Signed T Frank Crum (CFA)	
	Signed RB Audric Estime (draft pick)	
		BY PLAYER
		ABRAMS-DRINE, Kris — CB
		5/10/24 Signed
		AJIAKE, Austin — ILB
		8/3/23 Signed
		8/29/23 Waived
		ALLEN, Cam — S
		5/10/24 Signed
		5/15/24 Waived
		ALLEN, Christopher — OLB
		8/29/23 Waived/Injured
		ALLEN, Jaylon — OLB
		5/10/24 Signed
		BAILEY, Quinn — T
		8/29/23 Released
		BADIE, Tyler — RB
		8/29/23 Waived
		8/30/23 Signed to practice squad
		12/8/23 Elevated
		1/8/24 Signed to future contract
		BAILEY, Levelle — ILB
		5/10/24 Signed
		BANDY, Michael — WR
		7/28/23 Signed
		8/29/23 Waived
		8/30/23 Signed to practice squad
		9/1/23 Released
		9/13/23 Signed to practice squad
		10/3/23 Released
		10/4/23 Signed to practice squad
		10/10/23 Released
		10/18/23 Signed to practice squad
		10/21/23 Released
		10/25/23 Signed to practice squad
		12/30/23 Signed to active roster
		BARTON, Cody — ILB
		3/18/24 Signed
		BASSEY, Essang — CB
		10/3/23 Waived
		BLACKSON, Angelo — DL
		4/15/24 Signed
		BENSON, Seth — ILB
		8/29/23 Waived
		BROWN, Omar — S
		5/10/24 Signed
		BROWNING, Baron — OLB
		7/23/23 Placed on Active/Physically Unable to Perform list
		8/29/23 Placed on Reserve/Physically Unable to Perform list
		10/21/23 Activated from Reserve/Physically Unable to Perform list

BRONCOS TRANSACTIONS, CONT.

BURTON, Michael — FB 3/13/24 Re-signed	HAYNES, Marcus — OLB 8/29/23 Waived
BYRD, Henry — G 8/29/23 Waived	8/30/23 Signed to practice squad
CALLAWAY, Marquez — WR 8/29/23 Waived	11/27/23 Released from practice squad
CLARK, Frank — OLB 10/14/23 Released	HICKS, Faion — CB 8/29/23 Waived
COBURN, Keondre — NT 10/20/23 Claimed off Waivers	HINTON, Kendall — WR 7/23/23 Placed on Active/Physically Unable to Perform list
11/14/23 Waived	7/28/23 Activated from Active/Physically Unable to Perform list
CONSTANTINOU, Nik — P 5/10/24 Signed	8/27/23 Waived
5/13/24 Waived	HOOD, Delonte — CB 8/27/23 Waived
CRUM, Frank — T 5/10/24 Signed	HUDSON, Tommy — TE 8/29/23 Waived
DILAURO, Christian — T 7/31/23 Waived	HUMPHREY, Li'Jordan — WR 8/29/23 Released
DINUCCI, Ben — QB 8/29/23 Waived	8/30/23 Signed to practice squad
8/30/23 Signed to practice squad	9/9/23 Elevated
12/2/23 Elevated	9/13/23 Signed to active roster
12/16/23 Elevated	10/11/23 Released
12/23/23 Elevated	10/12/23 Signed to practice squad
1/8/24 Signed to future contract	10/12/23 Elevated
5/8/24 Waived	10/18/23 Signed to active roster
DORSETT II, Phillip — WR 8/31/23 Signed to practice squad	10/20/23 Released
9/9/23 Elevated	10/21/23 Signed to practice squad
12/30/23 Elevated	10/21/23 Elevated
1/8/24 Signed to future contract	10/25/23 Signed to active roster
5/10/24 Released	3/14/24 Re-signed
5/13/24 Signed	JACKSON, Jordan — DE 8/29/23 Waived
DULCICH, Greg — TE 9/16/23 Placed on Injured Reserve	8/30/23 Signed to practice squad
10/12/23 Activated from Injured Reserve	1/8/24 Signed to future contract
10/21/23 Placed on Injured Reserve	JACKSON, Kareem — S 10/25/23 Placed on Reserve/Suspended by Commissioner
DURANT, Yasir — G 7/31/23 Signed	11/14/23 Activated from Reserve/Suspended
8/5/23 Waive/Injured	JACOBS, Demontrey — T 8/29/23 Waived
ELLISS, Jonah — OLB 5/14/24 Signed	8/30/23 Signed to practice squad
ESTIME, Audric — RB 5/10/24 Signed	1/8/24 Signed to future contract
FRANKLIN, Troy — WR 6/3/24 Signed	JEUDY, Jerry — TWR 3/13/24 Traded
FRANKLIN-MYERS, John — DE 4/29/24 Acquired via trade from the N.Y. Jets	JOHNSON, Brandon — WR 10/28/23 Placed on injured reserve
FRY, Elliott — K 8/15/23 Waive/Injured	12/2/23 Activated from injured reserve
FULLER, Kyle — C 8/29/23 Released	JONES, Brandon — S 3/13/24 Signed
GARGIULO, Nick — G 5/10/24 Signed	JONES JR., Tony — RB 8/29/23 Waived
GILL, Trenton — P 5/15/24 Signed	KEY, Devon — CB 8/29/23 Waived
GREEN, Art — CB 8/29/23 Waived	8/30/23 Signed to practice squad
8/30/23 Signed to practice squad	1/6/24 Elevated
1/6/24 Signed to active roster	1/8/24 Signed to future contract
GRIFFITH, Jonas — ILB 8/3/23 Placed on Injured Reserve	KOSKI, J.J. — WR 8/14/23 Signed
GRIMES, Taylor — WR 8/29/23 Waived	8/27/23 Waived
GREGORY, Randy — OLB 10/6/23 Traded	KRULL, Lucas — TE 8/31/23 Signed to practice squad
GUARANTANO, Jarrett — QB 7/25/23 Waived	11/14/23 Elevated
HAMLER, KJ — WR 7/23/23 Placed on Active/Non-Football Injury list	12/2/23 Elevated
7/31/23 Waived/non-football illness	12/8/23 Elevated
HAMMOND, Josh — WR 8/22/23 Signed	12/16/23 Signed to active roster
8/29/23 Waived	LANCASTER, Tyler — NT 8/29/23 Released
	8/30/23 Signed to practice squad
	10/12/23 Elevated
	11/25/23 Elevated
	12/16/23 Elevated
	LANDHERR, Jack — LS 8/15/23 Signed
	8/23/23 Waived
	LAULILE, Tomasi — DT 8/23/23 Signed
	8/29/23 Waived

BRONCOS TRANSACTIONS, CONT.

LAWRENCE, Rashard — NT	REYNOLDS, Josh — WR
1/24/24 Signed to future contract	3/27/24 Signed
5/10/24 Released	ROACH, Malcolm — DT
LEAVITT, Dallin — S	3/13/24 Signed
11/28/23 Signed to practice squad	SHERMAN, Will — G
12/19/23 Released from practice squad	8/29/23 Waived
LEONARD, Dylan — TE	8/30/23 Signed to practice squad
5/10/24 Signed	1/8/24 Signed to future contract
6/13/24 Waived with an injury settlement	SILLS V, David — WR
LOCKE, PJ — S	8/31/23 Signed to practice squad
10/7/23 Activated from Injured Reserve	11/13/23 Elevated
3/10/24 Re-Signed	11/18/23 Elevated
LUMPKIN, Johnny — TE	11/25/23 Elevated
1/2/24 Signed	1/8/24 Signed to future contract
LUTZ, Will — K	SIMMONS, Justin — S
3/12/24 Re-signed	3/7/24 Released
MAHER, Brett — K	SMITH, Andre — LB
7/25/23 Signed	6/13/24 Signed
8/29/23 Released	SMITH, Keidron — DB
MANHERTZ, Chris — TE	12/19/23 Signed to practice squad
3/8/24 Released	1/8/24 Signed to future contract
MATTERSON, Brandon — DT	SMITH, Tre'Quan — WR
5/10/24 Signed	10/3/23 Signed to practice squad
McCALISTER, Tanner — DB	10/28/23 Elevated
1/22/24 Signed to future contract	STERNES, Caden — S
McGLINCHEY, Mike — T	9/13/23 Placed on Injured Reserve
1/6/24 Placed on Injured Reserve	STRNAD, Justin — ILB
MERRILL, Forrest — DT	3/21/24 Re-Signed
8/5/23 Signed	TAYLOR, Reese — CB
8/16/23 Waived/Injured	11/8/23 Signed to practice squad
MILLER, Jordan — NT	11/14/23 Released
5/10/24 Signed	11/16/23 Signed to practice squad
MOCK, Alec — ILB	1/8/24 Signed to future contract
5/10/24 Signed	THROCKMORTON, Calvin — G
6/20/24 Waived	4/1/24 Signed
MOREAU, Fabian — CB	TILLMAN, Dondrea — OLB
8/2/23 Signed	6/20/24 Signed
MUSTIPHER, PJ — DT	TRAUTMAN, Adam — TE
8/29/23 Waived	3/13/24 Re-Signed
8/30/23 Signed to practice squad	TURNER-YELL, Delarrin — S
MUSTIPHER, Sam — C	1/4/24 Placed on Injured Reserve
4/4/24 Signed	VELE, Devaughn — WR
NCHAMI, Durell — LB	5/10/24 Signed
12/6/23 Signed to practice squad	VICTOR, Lincoln — WR
1/8/24 Signed to future contract	5/13/24 Waived
NDUBUISI, Haggai Chisom — DT	VIRGIL, Jalen — WR
8/29/23 Waived	8/22/23 Placed on Injured Reserve
8/30/23 Signed to practice squad	WALLACE, Levi — CB
NEWSOME, Quinton — CB	4/22/24 Signed
5/13/24 Signed	WASHINGTON, Dwayne — RB
NIEMANN, Ben — LB	8/16/23 Signed
9/1/23 Signed to practice squad	8/29/23 Released
9/30/23 Elevated	8/30/23 Signed to practice squad
10/30/23 Signed to active roster	9/16/23 Elevated
PALCZEWSKI, Alex — T	9/23/23 Elevated
1/6/24 Activated from Injured Reserve	9/30/23 Elevated
PATRICK, Aaron — OLB	12/30/23 Placed on reserve/non-football illness
8/29/23 Waived	WASHINGTON, Montrell — WR
PATRICK, Tim — WR	8/29/23 Waived
8/2/23 Placed on Injured Reserve	WATSON, Blake — RB
PEART, Matt — T	5/10/24 Signed
3/20/24 Signed	WILBORN, Ray — ILB
PERKINS, Ronnie — DE	8/14/23 Waived
9/18/23 Signed	WILLIAMS, Nick — WR
12/14/23 Waived	7/25/23 Signed
12/16/23 Signed to practice squad	7/28/23 Waived
12/23/23 Elevated	8/1/23 Signed
12/30/23 Elevated	8/27/23 Waived
1/8/24 Signed to future contract	WILSON, Russell — QB
PRINCE, Isaiah — T	3/13/24 Released
8/27/23 Released	WILSON, Zach — QB
PURCELL, Mike — NT	4/23/24 Acquired via trade from the N.Y. Jets
7/23/23 Placed on Active/Non-Football Injury list	YASSMIN, Thomas — TE
8/29/23 Released	5/10/24 Signed



2023 SEASON REVIEW

2023 FINAL REGULAR SEASON STATISTICS (8-9)

Date	W-L	Score	Opponent	Attendance	RUSHING	No.	Yds.	Avg.	Long	TD
Sep 10	L	16-17	Las Vegas Raiders	76,299	J.Williams	217	774	3.6	21	3
Sep 17	L	33-35	Washington Commanders	76,108	McLaughlin	76	410	5.4	38	1
Sep 24	L	20-70	at Miami Dolphins	65,522	Wilson	80	341	4.3	21	3
Oct 1	W	31-28	at Chicago Bears	62,220	Perine	53	238	4.5	24	1
Oct 8	L	21-31	New York Jets	76,387	Mims	9	30	3.3	11	0
Oct 12	L	8-19	at Kansas City Chiefs	73,528	Burton	7	9	1.3	4	0
Oct 22	W	19-17	Green Bay Packers	76,880	Stidham	9	8	0.9	4	0
Oct 29	W	24-9	Kansas City Chiefs	76,286	Dixon	0	0	0.0	0	0
Nov 13	W	24-22	at Buffalo Bills	70,318	BRONCOS	451	1,810	4.0	38	8
Nov 19	W	21-20	Minnesota Vikings	76,848	OPPONENTS	469	2,331	5.0	72t	15
Nov 26	W	29-12	Cleveland Browns	76,261	RECEIVING	No.	Yds.	Avg.	Long	TD
Dec 3	L	17-22	at Houston Texans	71,670	Sutton	59	772	13.1	46t	10
Dec 10	W	24-7	at Los Angeles Chargers	70,240	Judy	54	758	14.0	47	2
Dec 16	L	17-42	at Detroit Lions	64,500	Perine	50	455	9.1	29	0
Dec 24	L	23-26	New England Patriots	76,201	J.Williams	47	228	4.9	18	2
Dec 31	W	16-9	Los Angeles Chargers	76,228	McLaughlin	31	160	5.2	22t	2
Jan 7	L	14-27	at Las Vegas Raiders	61,429	Mims	22	377	17.1	60t	1

TEAM STATISTICS		Den	Opp
TOTAL FIRST DOWNS			
Rushing		301	349
Passing		116	119
Penalty		154	201
		31	29
3RD DOWN: MADE/ATT		81/220	67/202
3rd Down Pct.		36.8%	33.2%
4TH DOWN: MADE/ATT		13/20	16/34
4th Down Pct.		65.0%	47.1%
POSSESSION AVG.		29.31	30.29
TOTAL NET YARDS		5,072	6,303
Avg. Per Game		298.4	370.8
Total Plays		1,016	1,083
Avg. Per Play		5.0	5.8
NET YARDS RUSHING		1,810	2,331
Avg. Per Game		106.5	137.1
Total Rushes		451	469
NET YARDS PASSING		3,262	3,972
Avg. Per Game		191.9	233.6
Sacked/Yards Lost		52/304	42/330
Gross Yards		3,566	4,302
Attempts/Completions		513/337	572/382
Completion Pct.		65.7%	66.8%
Had Intercepted		9	11
PUNTS/AVERAGE		79/46.3	57/49.5
NET PUNTING AVG.		42.3	40.6
PENALTIES/YARDS		99/749	99/965
FUMBLES/BALL LOST		21/13	32/15
TOUCHDOWNS		38	46
Rushing		8	15
Passing		28	29
Returns		2	2

SCORE BY PERIODS	1	2	3	4	OT	PTS
BRONCOS	81	87	44	145	0	357
OPPONENTS	52	139	104	118	0	413

SCORING	TD	Ru	Pa	Ret	PAT	FG	2pt	PTS
Lutz	0	0	0	0	29/31	30/34	0	119
Sutton	10	0	10	0	0/0	0/0	0	60
J.Williams	5	3	2	0	0/0	0/0	2	34
Johnson	4	0	4	0	0/0	0/0	1	26
Humphrey	3	0	3	0	0/0	0/0	0	18
McLaughlin	3	1	2	0	0/0	0/0	0	18
Trautman	3	0	3	0	0/0	0/0	0	18
Wilson	3	3	0	0	0/0	0/0	0	18
Judy	2	0	2	0	0/0	0/0	0	12
Mims	2	0	1	1	0/0	0/0	0	12
Cooper	1	0	0	1	0/0	0/0	0	6
Krull	1	0	1	0	0/0	0/0	0	6
Perine	1	1	0	0	0/0	0/0	0	6
Burton	0	0	0	0	0/0	0/0	1	2
BRONCOS	38	8	28	2	29/31	30/34	4	357
OPPONENTS	46	15	29	2	41/42	30/35	2	413

2-PT. CONVERSIONS: Williams 2, Johnson 1, Burton 1, **BRONCOS: 4-7, OPPONENTS: 2-4**

SACKS: Cooper 8.5, Bonitto 8.0, Allen 5.0, Browning 4.5, Locke 3.0, Jewell 3.0, Jones 2.0, Singleton 2.0, McMillian 2.0, Simmons 1.0, Garcia 1.0, Harris 1.0, Gregory 1.0, **BRONCOS: 42.0, OPPONENTS: 52.0**

FUM/LOST: Wilson 10/5, Sutton 3/3, Perine 3/2, Mims 2/2, Williams 1/1, Judy 1/0, Stidham 1/0, **TOTAL: 21/13**

PASSING	Att.	Comp.	Yds.	Comp.%	Yds/Att.	TD	TD%	Int	Int%	Long	Sack/Lost	Rating
Wilson	447	297	3,070	66.4%	6.9	26	5.8%	8	1.8%	60t	45/258	98.0
Stidham	66	40	496	60.6%	7.5	2	3.0%	1	1.5%	54t	7/46	87.7
BRONCOS	513	337	3,566	65.7%	7.0	28	5.5%	9	1.8%	60t	52/304	96.7
OPPONENTS	572	382	4,302	66.8%	7.5	29	5.1%	11	1.9%	68t	42/330	97.9

RECEIVING	No.	Yds.	Avg.	Long	TD
Sutton	59	772	13.1	46t	10
Judy	54	758	14.0	47	2
Perine	50	455	9.1	29	0
J.Williams	47	228	4.9	18	2
McLaughlin	31	160	5.2	22t	2
Mims	22	377	17.1	60t	1
Trautman	22	204	9.3	24	3
Johnson	19	284	14.9	50t	4
Humphrey	13	162	12.5	54t	3
Krull	8	95	11.9	35	1
Adkins	4	22	5.5	11	0
Dulcich	3	25	8.3	13	0
Burton	3	8	2.7	4	0
Manhertz	2	16	8.0	10	0
Dorsett	0	0	0.0	0	0
BRONCOS	337	3,566	10.6	60t	28
OPPONENTS	382	4,302	11.3	68t	29

INTERCEPTIONS	No.	Yds.	Avg.	Long	TD
Simmons	3	39	13.0	33	0
McMillian	2	14	7.0	9	0
Jackson	2	5	2.5	5	0
Locke	1	14	14.0	14	0
Moreau	1	9	9.0	9	0
Cooper	1	4	4.0	4	0
Surtain	1	0	0.0	0	0
BRONCOS	11	85	7.7	33	0
OPPONENTS	9	23	2.6	11	0

PUNTING	No.	Yds.	Avg.	Net	TB	In20	Long	B
Dixon	79	3,659	46.3	42.3	6	27	68	0
BRONCOS	79	3,659	46.3	42.3	6	27	68	0
OPPONENTS	57	2,821	49.5	40.6	9	19	83	0

PUNT RETURNS	No.	FC	Yds.	Avg.	Long	TD
Mims	19	13	312	16.4	52	0
Smith	1	0	14	14.0	14	0
Bandy	0	2	0	0.0	0	0
BRONCOS	20	15	326	16.3	52	0
OPPONENTS	31	27	195	6.3	15	0

KICKOFF RETURNS	No.	Yds.	Avg.	Long	TD
Mims	15	397	26.5	99t	1
Manhertz	1	1	1.0	1	0
BRONCOS	16	398	24.9	99t	1
OPPONENTS	8	172	21.5	26	0

FIELD GOALS	1-19	20-29	30-39	40-49	50+
Lutz	0/0	11/11	12/13	4/5	3/5
BRONCOS	0/0	11/11	12/13	4/5	3/5
OPPONENTS	0/0	10/10	10/10	4/7	6/8

LUTZ: (55N, 24G) (31G, 32G) (31G, 25G) (51G) (23G, 22G) () (32G, 29G, 35G, 52G) (38B, 28G) (40G, 49G, 40G, 36G) (31G, 31G, 52G, 37G, 28G) (23G, 34G) (34G) (23G) (23G) (57N) (32G, 43G, 48N, 20G) ()

OPPONENTS: (24G) (49N, 44G, 49G, 59N) () () (30G, 26G, 27G, 22G, 49G) (35G, 60G, 25G, 52G) (43N, 29G) (23G, 34G, 56G) () (34G, 30G) (36G, 24G) (29G, 38G, 38G) () () (33G, 47N, 56G) (36G, 50G, 50B, 52G) (49G, 21G)

Staff/Coaches Players Roster Breakdown 2023 Season History/Results Year-by-Year Stats Postseason Records Honors Miscellaneous

2023 FINAL REGULAR SEASON DEFENSIVE STATISTICS

Based on press box statistics

	PLAYER	TOTAL	SOLO	ASSIST	SACKS-Yds.	INTs-Yds.	PD	FF	FR
1	Alex Singleton	175	105	70	2-21	0-0	4	0	2
2	Josey Jewell	108	60	48	3-16	0-0	3	2	3
3	Justin Simmons	70	53	17	1-15	3-39	8	2	1
	Jonathon Cooper	70	43	27	8.5-65.5	1-4	2	1	2
5	Pat Surtain II	69	59	10	0-0	1-0	12	0	0
6	Zach Allen	60	27	33	5-44.5	0-0	1	1	0
7	P.J. Locke	53	33	20	3-34	1-14	5	2	0
8	Kareem Jackson	51	36	15	0-0	2-5	3	0	0
9	Ja'Quan McMillian	50	37	13	2-15	2-14	5	2	2
10	Fabian Moreau	46	33	13	0-0	1-9	7	0	0
	D.J. Jones	46	30	16	2-23	0-0	0	3	2
12	Jonathan Harris	43	26	17	1-1	0-0	0	0	0
13	Damarri Mathis	35	26	9	0-0	0-0	1	0	0
14	Nik Bonitto	30	23	7	8-57.5	0-0	2	1	0
15	Delarrin Turner-Yell	26	19	7	0-0	0-0	1	0	0
16	Baron Browning	25	19	6	4.5-28.5	0-0	2	2	0
	Mike Purcell	25	11	14	0-0	0-0	3	0	1
18	Drew Sanders	22	12	10	0-0	0-0	0	0	0
19	Matt Henningsen	19	10	9	0-0	0-0	2	0	0
20	Ronnie Perkins	13	9	4	0-0	0-0	0	0	0
21	Randy Gregory	9	4	5	1-5	0-0	1	0	0
22	Essang Bassey	8	5	3	0-0	0-0	0	0	0
23	Elijah Garcia	4	1	3	1-4	0-0	0	1	0
24	Tyler Lancaster	3	2	1	0-0	0-0	0	0	0
	Riley Moss	3	1	2	0-0	0-0	0	0	0
26	Frank Clark	2	2	0	0-0	0-0	0	0	0
	Thomas Incom	2	1	1	0-0	0-0	0	0	0
	TOTALS	1,067	687	380	42-330	11-85	62	17	13

MISCELLANEOUS TACKLES: Mims 2, Burton 1, Jeudy 1, Manhertz 1, McGlinchey 1, Meinerz 1, Perine 1, Powers 1, Wilson 1

MISCELLANEOUS FUMBLE RECOVERIES: Wilson 2, Meinerz 1, Stidham 1

MISCELLANEOUS FORCED FUMBLES: None

DEFENSIVE TOUCHDOWNS: Cooper (35-yard FR, at Chi. 10/1)

2023 FINAL REGULAR SEASON SPECIAL TEAMS STATISTICS

Based on press box statistics

	PLAYER	TOTAL	SOLO	ASSIST	FF	FR	BK	BP	TD
1	Delarrin Turner-Yell	8	7	1	0	0	0	0	0
2	Mitchell Fraboni	6	2	4	1	0	0	0	0
3	Tremont Smith	5	5	0	0	1	0	0	0
	Justin Strnad	5	4	1	0	0	0	0	0
5	Michael Burton	4	3	1	1	0	0	0	0
6	Riley Moss	3	1	2	0	0	0	0	0
	Dwayne Washington	3	1	2	0	0	0	0	0
8	Alex Singleton	2	1	1	0	0	0	0	0
	Jonathon Cooper	2	1	1	0	0	0	0	0
	Ben Niemann	2	1	1	0	0	0	0	0
	Drew Sanders	2	1	1	0	1	0	0	0
12	Nate Adkins	1	0	1	0	0	0	0	0
	Jaleel McLaughlin	1	1	0	0	0	0	0	0
	Ja'Quan McMillian	1	0	1	0	0	0	0	0
	Riley Dixon	1	0	1	0	0	0	0	0
16	Zach Allen	0	0	0	0	0	1	0	0
	TOTALS	46	28	18	2	2	1	0	0

BLOCKED KICKS: Allen (BFG vs. LAC, 12/31)

BLOCKED PUNTS: None

2023 GAME-BY-GAME SCORING DRIVES

2023 GAME OPENING DRIVES

Opponent	Pl.	Yds.	Time	Res.	Qtr.	Scoring Play	Quarterback	DENVER						OPPONENTS					
								Pts.	FD	Yds.	Pts.	FD	Yds.	Pts.	FD	Yds.			
vs. L.V. (9/10)	14	86	8:44	TD	1	Humphrey 5 yd. pass from Wilson	Wilson												
	9	75	2:18	TD	2	Sutton 5 yd. pass from Wilson	Wilson												
	16	75	8:07	FG	4	Lutz 24 yd. Field Goal	Wilson												
vs. Was. (9/17)	7	61	4:05	TD	1	McLaughlin 5 yd. run	Wilson												
	1	75	0:12	TD	1	Mims 60 yd. pass from Wilson	Wilson												
	9	90	5:01	TD	2	Johnson 16 yd. pass from Wilson	Wilson												
	9	38	5:21	FG	3	Lutz 31 yd. Field Goal	Wilson												
	15	61	5:21	FG	4	Lutz 32 yd. Field Goal	Wilson												
at Mia. (9/24)	7	87	0:48	TD	4	Johnson 50 yd. pass from Wilson	Wilson												
	10	75	5:19	TD	1	Sutton 12 yd. pass from Wilson	Wilson												
	8	62	3:40	FG	2	Lutz 31 yd. Field Goal	Wilson												
at Chi. (10/1)	9	68	1:26	FG	2	Lutz 25 yd. Field Goal	Wilson												
	11	84	6:12	TD	1	McLaughlin 18 yd. pass from Wilson	Wilson												
	7	75	3:57	TD	3	Johnson 4 yd. pass from Wilson	Wilson												
vs. NYJ (10/8)	10	66	4:20	TD	4	Sutton 13 yd. pass from Wilson	Wilson												
	5	48	1:06	FG	4	Lutz 51 yd. Field Goal	Wilson												
	6	75	3:45	TD	1	McLaughlin 22 yd. pass from Wilson	Wilson												
at K.C. (10/12)	8	52	4:12	FG	2	Lutz 23 yd. Field Goal	Wilson												
	11	71	4:53	FG	2	Lutz 22 yd. Field Goal	Wilson												
	7	75	2:43	TD	4	Trautman 3 yd. pass from Wilson	Wilson												
vs. G.B. (10/22)	6	61	3:15	TD	4	Sutton 11 yd. pass from Wilson	Wilson												
	11	70	4:17	FG	2	Lutz 29 yd. Field Goal	Wilson												
	6	50	0:36	FG	2	Lutz 35 yd. Field Goal	Wilson												
vs. K.C. (10/29)	7	75	4:07	TD	3	Sutton 18 yd. pass from Wilson	Wilson												
	9	41	4:41	FG	4	Lutz 52 yd. Field Goal	Wilson												
	10	39	5:20	TD	1	Williams 4 yd. pass from Wilson	Wilson												
at Buf. (11/13)	3	50	1:12	TD	2	Jeady 11 yd. pass from Wilson	Wilson												
	2	10	0:42	TD	4	Sutton 6 yd. pass from Wilson	Wilson												
	7	10	4:14	FG	4	Lutz 28 yd. Field Goal	Wilson												
vs. Min. (11/19)	4	6	2:13	FG	1	Lutz 40 yd. Field Goal	Wilson												
	7	52	3:53	TD	2	Sutton 7 yd. pass from Wilson	Wilson												
	8	45	2:51	FG	2	Lutz 49 yd. Field Goal	Wilson												
vs. Cle. (11/26)	4	9	0:37	FG	2	Lutz 40 yd. Field Goal	Wilson												
	12	54	7:16	TD	4	Williams 3 yd. pass from Wilson	Wilson												
	1	0	0:04	FG	4	Lutz 36 yd. Field Goal	Wilson												
at Hou. (12/3)	6	17	3:02	FG	1	Lutz 31 yd. Field Goal	Wilson												
	7	63	4:01	FG	2	Lutz 31 yd. Field Goal	Wilson												
	7	46	1:11	FG	2	Lutz 52 yd. Field Goal	Wilson												
vs. LAC (12/31)	9	47	5:08	FG	4	Lutz 37 yd. Field Goal	Wilson												
	4	-1	1:53	FG	4	Lutz 28 yd. Field Goal	Wilson												
	10	75	2:14	TD	4	Sutton 15 yd. pass from Wilson	Wilson												
at Det. (12/16)	9	80	5:21	TD	1	Perine 3 yd. run	Wilson												
	13	80	5:52	TD	2	Wilson 2 yd. run	Wilson												
	9	70	5:17	FG	3	Lutz 23 yd. Field Goal	Wilson												
vs. N.E. (12/24)	4	20	1:25	TD	4	Trautman 8 yd. pass from Wilson	Wilson												
	7	42	4:05	FG	4	Lutz 34 yd. Field Goal	Wilson												
	13	56	5:09	FG	2	Lutz 34 yd. Field Goal	Wilson												
at LAC (12/10)	3	58	1:20	TD	3	Sutton 45 yd. pass from Wilson	Wilson												
	5	75	2:12	TD	4	Wilson 1 yd. run	Wilson												
	10	65	1:23	FG	2	Lutz 23 yd. Field Goal	Wilson												
vs. N.E. (12/24)	4	60	2:12	TD	3	Sutton 46 yd. pass from Wilson	Wilson												
	13	75	7:26	TD	4	Trautman 10 yd. pass from Wilson	Wilson												
	10	75	4:26	TD	3	Humphrey 3 yd. pass from Wilson	Wilson												
at L.V. (1/7)	12	70	6:18	FG	3	Lutz 23 yd. Field Goal	Wilson												
	8	62	2:50	TD	4	Wilson 1 yd. run	Wilson												
	5	25	2:46	TD	1	Williams 3 yd. run	Wilson												
vs. LAC (12/31)	9	83	4:38	TD	4	Krull 3 yd. pass from Wilson	Wilson												
	11	78	3:40	TD	4	Johnson 21 yd. pass from Wilson	Wilson												
	6	75	3:06	FG	2	Humphrey 54 yd. pass from Stidham	Stidham												
TOTAL	6	17	0:58	FG	2	Lutz 43 yd. Field Goal	Stidham												
	7	36	3:34	FG	4	Lutz 20 yd. Field Goal	Stidham												
	8	75	4:44	TD	4	Williams 2 yd. run	Stidham												
AVERAGE	8.1	56.9	3:41																
TD AVG.	7.7	65.2	3:42																
FG AVG.	8.6	46.9	3:39																

2023 2ND-HALF OPENING DRIVES

Opponent	Pl.	Yds.	Time	Res.	Qtr.	Scoring Play	Quarterback	DENVER			OPPONENTS		
								Pts.	FD	Yds.	Pts.	FD	Yds.
vs. L.V. (9/10)	0	3	37	0	4	57	Wilson						
vs. Was. (9/17)	0	0	-11	7	4	90	Wilson						
at Mia. (9/24)	0	1	17	7	4	90	Wilson						
at Chi. (10/1)	0	0	4	7	5	66	Wilson						
vs. NYJ (10/8)	0	0	4	7	1	72	Wilson						
at K.C. (10/12)	0	3	47	3	5	68	Wilson						
vs. G.B. (10/22)	7	4	75	3	3	64	Wilson						
vs. K.C. (10/29)	0	4	55	0	2	49	Wilson						
at Buf. (11/13)	0	0	-2	7	4	69	Wilson						
vs. Min. (11/19)	0	0	-2	7	4	69	Wilson						
vs. Cle. (11/26)	0	0	6	7	6	79	Wilson						
at Hou. (12/3)	0	0	-6	3	1	40	Wilson						
at LAC (12/10)	0	0	5	0	2	38	Wilson						
at Det. (12/16)	7	4	75	7	4	75	Wilson						
vs. N.E. (12/24)	0	0	0	7	3	70	Wilson						
vs. LAC (12/31)	0	1	20	3	3	58	Wilson						
at L.V. (1/7)	0	2	16	0	0	3	Wilson						
TOTAL	14	22	340	68	52	956							

2023 SCORING DRIVE LENGTH

(MINUS)	DENVER		OPPONENTS	
	TD	FG	TD	FG
0-9	1	3	2	1
10-19	1	3	-	2
20-29	2	-	1	-
30-39	1	2	-	1
40-49	-	6	5	12
50-59	4	4	2	4
60-69	5	6	8	7
70-79	14	5	17	3
80-89	7	-	6	-
90-99	1	-	3	-
TOTAL	36	30	44	30

LONGEST SCORING DRIVES OF 2023

Most Plays:	Broncos: 16 (vs. L.V., Sept. 10, FG, 75 yds., 8:07)
	Opponent: 15 (twice, last: at L.V., Jan. 7, FG, 72 yds., 7:49)
Most Yards:	Broncos: 90 (vs. Was., Sept. 17, TD, 9 plays, 5:01)
	Opponent: 98 (at L.V., Jan. 7, TD, 12 plays, 1:36)
Most Time:	Broncos: 8:44 (vs. L.V., Sept. 10, TD, 14 plays, 86 yds.)
	Opponent: 9:26 (at Chi., Oct. 1, TD, 15 plays, 66 yds.)

SHORTEST SCORING DRIVES OF 2023

Fewest Plays:	Broncos: 1 (twice, last: at LAC, Dec. 10, TD, 3 yds., 0:05)
	Opponent: 1 (twice, last: vs. NYJ, Oct. 8, TD, 72 yds., 0:10)
Fewest Yards:	Broncos: -1 (vs. Min., Nov. 19, FG, 4 plays, 1:53)
	Opponent: 3 (at Mia., Sept. 24, TD, 1 play, 0:04)
Least Time:	Broncos: 0:05 (at LAC, Dec. 10, TD, 1 play, 3 yds.)
	Opponent: 0:04 (at Mia., Sept. 24, TD, 1 play, 3 yds.)

2023 SACK CHART

Jonathon Cooper (8.5) — 2 vs. Was. (9/17), 1 at Chi. (10/1), 1 at K.C. (10/12), 0.5 vs. K.C. (10/29), 1 vs. Min. (11/19), 1 at Det. (12/16), 1 vs. N.E. (12/24), 1 vs. LAC (12/31). **Nik Bonitto (8.0)** — 1 vs. Was. (9/17), 2.5 at Chi. (10/1), 2 vs. NYJ (10/8), 1.5 vs. Cle. (11/26), 1 at L.V. (1/7). **Zach Allen (5.0)** — 0.5 at Chi. (10/1), 1 vs. NYJ (10/8), 1 at K.C. (10/12), 0.5 vs. K.C. (10/29), 0.5 vs. Cle. (11/26), 0.5 at Hou. (12/3), 1 at LAC (12/10). **Baron Browning (4.5)** — 2 vs. K.C. (10/29), 1 vs. Min. (11/19), 0.5 at Hou. (12/3), 1 at L.V. (1/7). **Josey Jewell (3.0)** — 1 vs. Cle. (11/26), 1 at LAC (12/10), 1 at L.V. (1/7). **P.J. Locke (3.0)** — 1 vs. Cle. (11/26), 1 at Hou. (12/3), 1 at LAC (12/10). **Ja'Quan McMillian (2.0)** — 1 at Hou. (12/3), 1 at LAC (12/10). **Alex Singleton (2.0)** — 1 at Hou. (12/3), 1 at LAC (12/10). **D.J. Jones (2.0)** — 1 at Det. (12/16), 1 vs. N.E. (12/24). **Justin Simmons (1.0)** — 1 at LAC (12/10). **Jonathon Harris (1.0)** — 1 at Hou. (12/3). **Elijah Garcia (1.0)** — 1 vs. NYJ (10/8). **Randy Gregory (1.0)** — 1 vs. Was. (9/17).

2023 INTERCEPTION CHART

Justin Simmons (3) — 1 at K.C. (10/12), 1 vs. K.C. (10/29), 1 at Buf. (11/13). **Ja'Quan McMillian (2)** — 1 vs. K.C. (10/29), 1 vs. Min. (11/19). **Kareem Jackson (2)** — 1 vs. L.V. (9/10), 1 at Chi. (10/1). **Pat Surtain II (1)** — 1 vs. NYJ (10/8). **Fabian Moreau (1)** — 1 at Buf. (11/13). **Jonathon Cooper (1)** — 1 at LAC (12/10). **P.J. Locke (1)** — 1 vs. G.B. (10/22).

2023 GAME-BY-GAME STARTERS

OFFENSE

GAME	WR	LT	LG	C	RG	RT	TE	WR	WR	RB	QB
vs. L.V. (9/10)	Sutton	Bolles	Powers	Cushenberry III	Meinerz	McGlinchey	Trautman	Dulcich (TE)	Humphrey	Williams	Wilson
vs. Was. (9/17)	Sutton	Bolles	Powers	Cushenberry III	Meinerz	McGlinchey	Humphrey (WR)	Johnson	Jeu	Williams	Wilson
at Mia. (9/24)	Sutton	Bolles	Powers	Cushenberry III	Meinerz	McGlinchey	Trautman	Manhertz (TE)	Jeu	Williams	Wilson
at Chi. (10/1)	Sutton	Bolles	Powers	Cushenberry III	Meinerz	McGlinchey	Trautman	Mims	Humphrey	Williams	Wilson
vs. NYJ (10/8)	Sutton	Bolles	Powers	Cushenberry III	Meinerz	McGlinchey	Humphrey (WR)	Mims	Jeu	Perine	Wilson
at K.C. (10/12)	Sutton	Bolles	Powers	Cushenberry III	Meinerz	McGlinchey	Trautman	Johnson	Jeu	McLaughlin	Wilson
vs. G.B. (10/22)	Sutton	Bolles	Powers	Cushenberry III	Meinerz	McGlinchey	Trautman	Burton (FB)	Jeu	Williams	Wilson
vs. K.C. (10/29)	Sutton	Bolles	Powers	Cushenberry III	Meinerz	McGlinchey	Trautman	Manhertz (TE)	Bailey (T)	Williams	Wilson
at Buf. (11/13)	Mims	Bolles	Powers	Cushenberry III	Meinerz	McGlinchey	Trautman	Manhertz (TE)	Jeu	Williams	Wilson
vs. Min. (11/19)	Sutton	Bolles	Powers	Cushenberry III	Meinerz	McGlinchey	Trautman	Adkins (TE)	Jeu	Williams	Wilson
vs. Cle. (11/26)	Sills	Bolles	Powers	Cushenberry III	Meinerz	McGlinchey	Manhertz (FB)	Burton (FB)	Humphrey	Williams	Wilson
at Hou. (12/3)	Sutton	Bolles	Powers	Cushenberry III	Meinerz	McGlinchey	Krull	Mims	Jeu	Williams	Wilson
at LAC (12/10)	Sutton	Bolles	Powers	Cushenberry III	Meinerz	McGlinchey	Trautman	Mims	Humphrey	Williams	Wilson
at Det. (12/16)	Sutton	Bolles	Powers	Cushenberry III	Meinerz	McGlinchey	Trautman	Humphrey	Jeu	McLaughlin	Wilson
vs. N.E. (12/24)	Sutton	Bolles	Powers	Cushenberry III	Meinerz	McGlinchey	Trautman	Humphrey	Mims	Williams	Wilson
vs. LAC (12/31)	Dorsett	Bolles	Powers	Cushenberry III	Meinerz	McGlinchey	Trautman	Burton (FB)	Jeu	McLaughlin	Stidham
at L.V. (1/7)	Sutton	Bolles	Powers	Cushenberry III	Meinerz	Fleming	Krull	Mims	Jeu	Williams	Stidham

DEFENSE

GAME	DE	NT	DE	SLB	WLB	ILB	LCB	RCB	S	S	
vs. L.V. (9/10)	Allen	Jones	Harris	Cooper	Gregory	Singleton	Jewell	Surtain II	Mathis	Jackson	Simmons
vs. Was. (9/17)	Allen	Jones	Harris	Cooper	Gregory	Bassey (CB)	Jewell	Surtain II	Mathis	Jackson	Simmons
at Mia. (9/24)	Allen	Jones	Sanders (ILB)	Cooper	Gregory	Singleton	Jewell	Surtain II	Mathis	Jackson	Turner-Yell
at Chi. (10/1)	Allen	Jones	Harris	Cooper	Bonitto	Singleton	Sanders	Surtain II	Mathis	Jackson	Turner-Yell
vs. NYJ (10/8)	Allen	Jones	Harris	Cooper	Bonitto	Singleton	Jewell	Surtain II	Mathis	Jackson	Simmons
at K.C. (10/12)	Allen	Purcell	Harris	Cooper	Sanders (ILB)	Singleton	Jewell	Surtain II	Mathis	Jackson	Simmons
vs. G.B. (10/22)	Allen	Jones	Purcell (NT)	Cooper	Bonitto	Singleton	Jewell	Surtain II	Moreau	Jackson	Simmons
vs. K.C. (10/29)	Allen	Jones	Sanders (ILB)	Cooper	Browning	Singleton	Jewell	Surtain II	Moreau	Locke	Simmons
at Buf. (11/13)	Allen	Jones	Purcell (NT)	Cooper	Browning	Singleton	McMillian (CB)	Surtain II	Moreau	Locke	Simmons
vs. Min. (11/19)	Allen	Jones	Purcell (NT)	Cooper	Browning	Singleton	Jewell	Surtain II	Moreau	Jackson	Simmons
vs. Cle. (11/26)	Allen	Jones	Purcell (NT)	Cooper	Browning	Singleton	Jewell	Surtain II	Moreau	McMillian (CB)	Simmons
at Hou. (12/3)	Allen	Jones	Purcell (NT)	Cooper	Browning	Singleton	Jewell	Surtain II	Moreau	Locke	Simmons
at LAC (12/10)	Allen	Jones	Purcell (NT)	Cooper	Browning	Singleton	Jewell	Surtain II	Moreau	Locke	Simmons
at Det. (12/16)	Allen	Jones	Purcell (NT)	Cooper	Browning	Singleton	Jewell	Surtain II	Moreau	Locke	Simmons
vs. N.E. (12/24)	Allen	Jones	Purcell (NT)	Cooper	Browning	Singleton	Jewell	Surtain II	Moreau	Locke	Simmons
vs. LAC (12/31)	Allen	Jones	McMillian (CB)	Cooper	Bonitto	Singleton	Jewell	Surtain II	Moreau	Locke	Simmons
at L.V. (1/7)	Allen	Jones	Purcell (NT)	Cooper	Browning	Singleton	Jewell	Surtain II	Moreau	Locke	Simmons

2023 INDIVIDUAL SINGLE-GAME HIGHS

BRONCOS

STATISTIC	TOTAL	PLAYER(S)
YARDS RUSHING	85	Javonte Williams, vs. K.C. (10/29/23)
RUSHING ATTEMPTS	27	Javonte Williams, vs. K.C. (10/29/23)
RUSHING TOUCHDOWNS	1	8x, last: Javonte Williams, at L.V. (1/7/24)
YARDS PASSING	308	Russell Wilson, vs. Was. (9/17/23)
PASS ATTEMPTS	38	Russell Wilson, at Mia. (9/24/23)
PASS COMPLETIONS	27	twice, last: Russell Wilson, vs. Min. (11/19/23)
TOUCHDOWN PASSES	3	3x, last: Russell Wilson, vs. K.C. (10/29/23)
PASSES HAD INTERCEPTED	3	Russell Wilson, at Hou. (12/3/23)
RECEPTIONS	8	twice, last: Courtland Sutton, at Buf. (11/13/23)
RECEIVING YARDS	113	Marvin Mims Jr., vs. Was. (9/17/23)
RECEIVING TOUCHDOWNS	2	Brandon Johnson, vs. Was. (9/17/23)
TOTAL YARDS FROM SCRIMMAGE	123	Marvin Mims Jr., vs. Was. (9/17/23)
ALL-PURPOSE YARDS	197	Marvin Mims Jr., at Mia. (9/24/23)
FIELD GOALS	5	Wil Lutz, vs. Min. (11/19/23)
TACKLES	16	Alex Singleton, vs. Min. (11/19/23)
INTERCEPTIONS	1	11x, last: Jonathon Cooper, at LAC (12/10/23)
SACKS	2.5	Nik Bonitto, at Chi. (10/1/23)
LONGEST RUN FROM SCRIMMAGE	38	Jaleel McLaughlin, vs. NYJ (10/8/23)
LONGEST PASS COMPLETION	60	Russell Wilson, vs. Was. (9/17/23)
LONGEST PASS RECEPTION	60	Marvin Mims Jr., vs. Was. (9/17/23)
LONGEST INTERCEPTION RETURN	33	Justin Simmons, vs. K.C. (10/29/23)
LONGEST PUNT RETURN	52	Marvin Mims Jr., vs. N.E. (12/24/23)
LONGEST KICKOFF RETURN	99t	Marvin Mims Jr., at Mia. (9/24/23)
LONGEST PUNT	68	Riley Dixon, vs. Min. (11/19/23)
LONGEST FIELD GOAL	52	twice, last: Wil Lutz, vs. Min. (11/19/23)

OPPONENTS

STATISTIC	TOTAL	PLAYER(S)
YARDS RUSHING	203	De'Von Achane, at Mia. (9/24/23)
RUSHING ATTEMPTS	25	Zamir White, at L.V. (1/7/24)
RUSHING TOUCHDOWNS	3	Raheem Mostert, at Mia. (9/24/23)
YARDS PASSING	335	Justin Fields, at Chi. (10/1/23)
PASS ATTEMPTS	40	Patrick Mahomes, at K.C. (10/12/23)
PASS COMPLETIONS	30	Patrick Mahomes, at K.C. (10/12/23)
TOUCHDOWN PASSES	5	Jared Goff, at Det. (12/16/23)
PASSES HAD INTERCEPTED	2	twice, last: Josh Allen, at Buf. (11/13/23)
RECEPTIONS	9	5x, last: Ezekiel Elliott, vs. N.E. (12/24/23)
RECEIVING YARDS	191	Nico Collins, at Hou. (12/3/23)
RECEIVING TOUCHDOWNS	3	Sam LaPorta, at Det. (12/16/23)
TOTAL YARDS FROM SCRIMMAGE	233	De'Von Achane, at Mia. (9/24/23)
ALL-PURPOSE YARDS	233	De'Von Achane, at Mia. (9/24/23)
FIELD GOALS	5	Greg Zuerlein, vs. NYJ (10/8/23)
TACKLES	14	Eric Kendricks, vs. LAC (12/31/23)
INTERCEPTIONS	2	Derek Stingley Jr., at Hou. (12/3/23)
SACKS	3	Christian Barmore, vs. N.E. (12/24/23)
LONGEST RUN FROM SCRIMMAGE	72t	Breece Hall, vs. NYJ (10/8/23)
LONGEST PASS COMPLETION	68t	Mike White, at Mia. (9/24/23)
LONGEST PASS RECEPTION	68t	Robbie Chosen, at Mia. (9/24/23)
LONGEST INTERCEPTION RETURN	11	Justin Reid, at K.C. (10/12/23)
LONGEST PUNT RETURN	15	3x, last: Deonte Harty, at Buf. (11/13/23)
LONGEST KICKOFF RETURN	26	twice, last: DeAndre Carter, at L.V. (1/7/24)
LONGEST PUNT	83	JK Scott, at LAC (12/10/23)
LONGEST FIELD GOAL	60	Harrison Butker, at K.C. (10/12/23)

2023 TEAM SINGLE-GAME HIGHS & LOWS

BRONCOS

STATISTIC	HIGH	LOW
TOTAL FIRST DOWNS	22 vs. L.V. (9/10/23)	13 vs. Min. (11/19/23)
TOTAL NET YARDS	399 vs. Was. (9/17/23)	197 at K.C. (10/12/23)
TOTAL OFFENSIVE PLAYS	71 at Buf. (11/13/23)	48 at Chi. (10/1/23)
NET YARDS RUSHING	169 vs. Cle. (11/26/23)	46 vs. Min. (11/19/23)
RUSHING ATTEMPTS	40 vs. K.C. (10/29/23)	15 vs. Min. (11/19/23)
NET YARDS PASSING	294 at Mia. (9/24/23)	82 at K.C. (10/12/23)
PASS ATTEMPTS	38 at Mia. (9/24/23)	19 vs. K.C. (10/29/23)
PASS COMPLETIONS	27 twice, last: vs. Min. (11/19/23)	12 vs. K.C. (10/29/23)
PASSES HAD INTERCEPTED	3 at Hou. (12/3/23)	0 11x, last: vs. LAC (12/31/23)
TIMES SACKED	7 vs. Was. (9/17/23)	1 4x, last: vs. Cle. (11/26/23)
PUNTS	7 twice, last: vs. N.E. (12/24/23)	2 vs. L.V. (9/10/23)
GROSS PUNTING AVERAGE	55.6 at L.V. (1/7/24)	40.0 vs. L.V. (9/10/23)
NET PUNTING AVERAGE	50.8 at L.V. (1/7/24)	37.4 at Buf. (11/13/23)
PUNT RETURNS	3 twice, last: at L.V. (1/7/24)	0 4x, last: at Det. (12/16/23)
PUNT RETURN YARDS	59 vs. N.E. (12/24/23)	0 5x, last: at Det. (12/16/23)
KICKOFF RETURNS	3 vs. N.E. (12/24/23)	0 8x, last: vs. LAC (12/31/23)
KICKOFF RETURN YARDS	121 at Mia. (9/24/23)	0 9x, last: vs. LAC (12/31/23)
INTERCEPTION RETURNS	2 twice, last: at Buf. (11/13/23)	0 8x, last: at L.V. (1/7/24)
INTERCEPTION RETURN YARDS	38 vs. K.C. (10/29/23)	0 10x, last: at L.V. (1/7/24)
PENALTIES	10 twice, last: at Buf. (11/13/23)	2 twice, last: vs. N.E. (12/24/23)
YARDS PENALIZED	83 vs. L.V. (9/10/23)	8 at Hou. (12/3/23)
FUMBLES	4 twice, last: vs. N.E. (12/24/23)	0 6x, last: vs. LAC (12/31/23)
FUMBLES LOST	3 vs. NYJ (10/8/23)	0 8x, last: at L.V. (1/7/24)
SACKS MADE	6 at LAC (12/10/23)	0 4x, last: at Buf. (11/13/23)
FUMBLES FORCED	2 6x, last: at LAC (12/10/23)	0 6x, last: at L.V. (1/7/24)
FUMBLES RECOVERED	3 twice, last: vs. Cle. (11/26/23)	0 8x, last: at L.V. (1/7/24)
TIME OF POSSESSION	37:21 at Buf. (11/13/23)	24:11 at K.C. (10/12/23)

OPPONENTS

STATISTIC	HIGH	LOW
TOTAL FIRST DOWNS	30 at Mia. (9/24/23)	12 vs. N.E. (12/24/23)
TOTAL NET YARDS	726 at Mia. (9/24/23)	261 vs. L.V. (9/10/23)
TOTAL OFFENSIVE PLAYS	71 at Mia. (9/24/23)	52 at Buf. (11/13/23)
NET YARDS RUSHING	350 at Mia. (9/24/23)	59 vs. N.E. (12/24/23)
RUSHING ATTEMPTS	43 at Mia. (9/24/23)	16 vs. K.C. (10/29/23)
NET YARDS PASSING	376 at Mia. (9/24/23)	162 vs. Cle. (11/26/23)
PASS ATTEMPTS	42 twice, last: at LAC (12/10/23)	26 3x, last: at Buf. (11/13/23)
PASS COMPLETIONS	30 at K.C. (10/12/23)	15 at Buf. (11/13/23)
PASSES HAD INTERCEPTED	2 twice, last: at Buf. (11/13/23)	0 8x, last: at L.V. (1/7/24)
TIMES SACKED	6 at LAC (12/10/23)	0 4x, last: at Buf. (11/13/23)
PUNTS	7 twice, last: vs. N.E. (12/24/23)	1 twice, last: at Mia. (9/24/23)
GROSS PUNTING AVERAGE	60.3 vs. Cle. (11/26/23)	35.3 at Det. (12/16/23)
NET PUNTING AVERAGE	52.0 vs. NYJ (10/8/23)	25.5 vs. K.C. (10/29/23)
PUNT RETURNS	5 vs. N.E. (12/24/23)	0 twice, last: at LAC (12/10/23)
PUNT RETURN YARDS	30 at Mia. (9/24/23)	-3 vs. K.C. (10/29/23)
KICKOFF RETURNS	2 at LAC (12/10/23)	0 10x, last: vs. LAC (12/31/23)
KICKOFF RETURN YARDS	44 at LAC (12/10/23)	0 10x, last: vs. LAC (12/31/23)
INTERCEPTION RETURNS	3 at Hou. (12/3/23)	0 11x, last: vs. LAC (12/31/23)
INTERCEPTION RETURN YARDS	12 at K.C. (10/12/23)	0 13x, last: at L.V. (1/7/24)
PENALTIES	10 twice, last: at Chi. (10/1/23)	0 at L.V. (1/7/24)
YARDS PENALIZED	97 vs. L.V. (9/10/23)	0 at L.V. (1/7/24)
FUMBLES	5 vs. Cle. (11/26/23)	0 4x, last: at L.V. (1/7/24)
FUMBLES LOST	3 twice, last: vs. Cle. (11/26/23)	0 8x, last: at L.V. (1/7/24)
SACKS MADE	7 vs. Was. (9/17/23)	1 4x, last: vs. Cle. (11/26/23)
FUMBLES FORCED	3 twice, last: vs. N.E. (12/24/23)	0 7x, last: at L.V. (1/7/24)
FUMBLES RECOVERED	3 vs. NYJ (10/8/23)	0 8x, last: at L.V. (1/7/24)
TIME OF POSSESSION	35:49 at K.C. (10/12/23)	22:39 at Buf. (11/13/23)

2023 BRONCOS GAME-BY-GAME STATISTICS

	vs. L.V. (9/10)	vs. Was. (9/17)	at Mia. (9/24)	at Chi. (10/1)	vs. NYJ (10/8)	at K.C. (10/12)	vs. G.B. (10/22)	vs. K.C. (10/29)	at Buf. (11/13)	vs. Min. (11/19)	vs. Cle. (11/26)	at Hou. (12/3)	at LAC (12/10)	at Det. (12/16)	vs. N.E. (12/24)	vs. LAC (12/31)	at L.V. (1/7)	TOTALS
First Downs																		
Total	22	21	16	17	18	14	18	19	19	13	17	16	19	20	19	16	17	301
Rushing	5	10	2	6	5	8	6	10	5	2	10	9	9	7	9	8	5	116
Passing	11	8	13	9	10	4	9	7	12	11	5	5	9	12	10	7	12	154
Penalty	6	3	1	2	3	2	3	2	2	0	2	2	1	1	0	1	0	31
Third-Down Efficiency																		
Converted	5	4	3	6	4	4	5	6	8	2	6	0	8	5	4	7	4	81
Attempts	11	12	12	11	10	10	12	14	19	12	14	11	17	13	13	17	12	220
Efficiency	45.5%	33.3%	25.0%	54.6%	40.0%	40.0%	41.7%	42.9%	42.1%	16.7%	42.9%	47.1%	38.5%	30.8%	41.2%	33.3%		36.8%
Fourth-Down Efficiency																		
Converted	0	2	0	0	0	0	0	0	1	1	0	3	0	2	1	1	2	13
Attempts	0	2	1	0	0	1	1	1	1	1	1	3	0	2	2	1	3	20
Efficiency	—	100.0%	0.0%	—	—	0.0%	0.0%	0.0%	100.0%	100.0%	0.0%	100.0%	—	100.0%	50.0%	100.0%	66.7%	65.0%
Total Offense																		
Net Yards	260	399	363	311	308	197	339	240	300	295	294	282	322	287	276	313	286	5,072
Plays	58	62	59	48	57	49	55	65	71	52	62	59	66	62	65	67	59	1,016
Avg./play	4.5	6.4	6.2	6.5	5.4	4.0	6.2	3.7	4.2	5.7	4.7	4.8	4.9	4.6	4.2	4.7	4.8	5.0
Rushing																		
Net Yards	94	122	69	97	139	115	145	153	122	46	169	118	106	83	83	101	48	1,810
Attempts	22	23	20	19	22	23	25	40	38	15	39	30	31	28	23	33	20	451
Avg./rush	4.3	5.3	3.5	5.1	6.3	5.0	5.8	3.8	3.2	3.1	4.3	3.9	3.4	3.0	3.6	3.1	2.4	4.0
TFL - yds.	2-3	1-2	3-7	3-3	2-4	2-3	3-14	3-8	1-3	1-1	5-11	2-3	2-6	1-3	2-5	3-7	3-6	39-89
Passing																		
Net Yards	166	277	294	214	169	82	194	87	178	249	125	164	216	204	193	212	238	3,262
Sacks	2	7	1	4	1	4	4	1	6	4	2	1	3	2	5	2	5	52
Yds. Lost	11	31	12	9	27	13	0	27	15	10	9	22	8	19	45	12	34	304
Gross Yds.	177	308	306	223	196	95	194	114	193	259	134	186	224	223	238	224	272	3,566
Attempts	34	32	38	28	31	22	29	19	29	35	22	26	33	32	37	32	34	513
Compl.	27	18	23	21	20	13	20	12	24	27	13	15	21	18	25	20	20	337
Pct.	79.4%	56.3%	60.5%	75.0%	64.5%	59.1%	69.0%	63.2%	82.8%	77.1%	59.1%	57.7%	63.6%	56.3%	67.6%	62.5%	58.8%	65.7%
Int.	0	1	0	0	0	0	0	0	0	0	0	0	0	0	0	0	0	1
Avg./play	4.6	7.1	7.5	7.4	4.8	3.2	6.5	3.5	5.4	6.7	5.4	5.7	6.2	6.0	4.6	6.2	6.1	5.9
Kickoffs																		
No.	4	6	5	6	6	2	6	5	5	6	4	5	4	4	4	5	3	82
In End Zone-TB	3-3	5-5	5-5	6-6	5-5	2-2	6-6	5-4	5-4	6-6	6-6	4-3	5-3	3-2	4-4	5-5	3-2	78-71
Punts																		
No.	2	3	5	4	4	5	3	4	5	4	5	6	7	5	7	5	7	79
Yards	80	134	234	163	181	224	132	166	242	217	226	266	313	259	301	243	278	3,659
Avg.	40.0	44.7	46.8	40.8	45.3	44.8	44.0	41.5	48.4	54.3	45.2	44.3	44.7	51.8	43.0	48.6	55.6	46.3
Net Avg.	40.0	41.7	40.8	38.8	41.8	42.8	38.3	42.3	37.4	42.5	43.4	43.2	44.7	46.2	39.0	42.2	50.8	42.3
Had Blocked	0	0	0	0	0	0	0	0	0	0	0	0	0	0	0	0	0	1
Kicks, Had Blocked	0	0	0	0	0	0	0	1	0	0	0	0	0	0	0	0	0	0
Field Goals-PATs	0-0	0-0	0-0	0-0	0-0	0-0	0-0	1-0	0-0	0-0	0-0	0-0	0-0	0-0	0-0	0-0	0-0	1-0
Punt Returns																		
No.	0	1	0	1	1	2	1	1	2	0	1	1	2	0	3	1	3	20
Yards	0	45	0	25	0	30	11	31	44	0	2	7	25	0	59	14	33	326
Avg.	—	45.0	—	25.0	0.0	15.0	11.0	31.0	22.0	—	2.0	7.0	12.5	—	19.7	14.0	11.0	16.3
Kickoff Returns																		
No.	2	0	2	1	0	0	0	1	1	0	0	2	0	2	3	0	2	16
Yards	55	0	121	0	0	0	0	28	31	0	0	44	0	35	29	0	55	388
Avg.	27.5	—	60.5	0.0	—	—	—	28.0	31.0	—	—	22.0	—	17.5	9.7	—	27.5	24.9
Interception Returns																		
No.	1	0	0	1	1	1	1	2	2	1	0	0	1	0	0	0	0	11
Yards	0	0	0	5	0	6	14	38	9	9	0	4	0	0	0	0	0	85
Avg.	0.0	—	—	5.0	0.0	6.0	14.0	19.0	4.5	9.0	—	—	4.0	—	—	—	—	7.7
Penalties																		
No.	10	9	7	7	4	3	8	6	10	4	8	2	4	4	2	7	4	99
Yds. Lost	83	58	46	39	31	34	60	35	61	48	71	8	26	40	25	49	35	749
Fumbles																		
No.	0	1	3	0	4	1	0	2	1	1	2	0	0	1	4	0	1	21
Lost	0	1	2	0	3	1	0	1	1	0	1	0	0	1	2	0	0	13
Touchdowns																		
Total TDs	2	4	2	4	2	1	1	3	2	1	3	2	3	2	3	1	2	38
Rush	1	0	0	0	0	0	0	0	0	0	2	1	1	1	1	0	1	8
Pass	2	3	1	3	2	1	1	3	2	1	1	1	2	1	2	1	1	28
Returns	0	0	1	0	0	0	0	0	0	0	0	0	0	0	0	0	0	0
Fumble Returns	0	0	0	1	0	0	0	0	0	0	0	0	0	0	0	0	0	1
Interception Returns	0	0	0	0	0	0	0	0	0	0	0	0	0	0	0	0	0	0
Extra Points																		
Made-Attempts	1-2	3-4	2-2	4-4	2-2	1-1	1-1	3-3	0-2	0-1	3-3	2-2	3-3	2-2	3-3	1-1	2-2	33-38
Kicking Mid.-Att.	1-2	3-3	2-2	4-4	1-1	0-0	1-1	3-3	0-1	0-0	3-3	2-2	3-3	2-2	1-1	1-1	2-2	29-31
Rushing Mid.-Att.	0-0	0-0	0-0	0-0	1-1	1-1	0-0	0-0	0-1	0-0	0-0	0-0	0-0	0-0	0-0	0-0	0-0	2-4
Passing Mid.-Att.	0-0	0-1	0-0	0-0	0-0	0-0	0-0	0-0	0-0	0-0	0-0	0-0	0-0	0-0	2-2	0-0	0-0	2-3
Field Goals																		
Made-Attempts	1-2	2-2	2-2	1-1	2-2	0-0	4-4	1-2	4-4	5-5	2-2	1-1	1-1	1-1	0-1	3-4	0-0	30-34
Red Zone Efficiency																		
Scored-Attempts	2-3	2-4	1-4	3-3	2-4	1-1	1-4	3-5	2-4	1-5	3-5	1-3	2-4	2-3	2-3	0-2	2-2	30-59
Efficiency	66.7%	50.0%	25.0%	100.0%	50.0%	100.0%	25.0%	60.0%	50.0%	20.0%	60.0%	33.3%	50.0%	66.7%	66.7%	0.0%	100.0%	50.9%
Goal-to-Go Efficiency																		
Scored-Attempts	2-3	0-1	0-2	1-1	1-3	0-0	0-0	2-3	1-1	0-1	3-4	1-2	1-2	2-3	1-2	0-1	1-1	16-30
Efficiency	66.7%	0.0%	0.0%	100.0%	33.3%	—	—	66.7%	100.0%	0.0%	75.0%	50.0%	50.0%	66.7%	50.0%	0.0%	100.0%	53.3%
Safeties	0	0	0	0	0	0	0	0	0	0	1	0	0	0	0	0	0	1
Total Points	16	33	20	31	21	8	19	24	24	21	29	17	24	17	23	16	14	357
Time of Poss. Avg.	32:08	26:15	26:39	26:11	25:24	24:11	28:23	33:47	37:21	25:02	32:48	26:56	33:29	28:42	31:18	33:46	29:24	29:31

2023 OPPONENTS GAME-BY-GAME STATISTICS

	vs. L.V. (9/10)	vs. Was. (9/17)	at Mia. (9/24)	at Chi. (10/1)	vs. NYJ (10/8)	at K.C. (10/12)	vs. G.B. (10/22)	vs. K.C. (10/29)	at Buf. (11/13)	vs. Min. (11/19)	vs. Cle. (11/26)	at Hou. (12/3)	at LAC (12/10)	at Det. (12/16)	vs. N.E. (12/24)	vs. LAC (12/31)	at L.V. (1/7)	TOTALS
First Downs																		
Total	22	26	30	26	18	22	20	18	18	19	19	14	17	29	12	17	22	349
Rushing	5	11	12	7	8	6	5	3	12	9	6	5	3	10	1	6	10	119
Passing	11	11	16	17	10	14	13	12	6	9	10	8	13	18	11	10	12	201
Penalty	6	4	2	2	0	2	2	3	0	1	3	1	1	1	0	1	0	29
Third-Down Efficiency																		
Converted	5	3	5	6	3	4	6	3	3	6	2	4	0	5	3	2	7	67
Attempts	11	10	9	12	12	13	14	10	8	15	13	16	12	10	13	11	13	202
Efficiency	45.5%	30.0%	55.6%	50.0%	25.0%	30.8%	42.9%	30.0%	37.5%	40.0%	15.4%	25.0%	0.0%	50.0%	23.1%	18.2%	53.9%	33.2%
Fourth-Down Efficiency																		
Converted	1	1	1	1	0	0	2	1	0	3	2	1	1	1	0	1	0	16
Attempts	1	1	3	3	0	1	2	3	1	4	5	1	6	1	0	2	0	34
Efficiency	100.0%	100.0%	33.3%	33.3%	—	0.0%	100.0%	33.3%	0.0%	75.0%	40.0%	100.0%	16.7%	100.0%	—	50.0%	—	47.1%
Total Offense																		
Net Yards	261	388	726	471	407	389	331	274	369	385	269	353	283	448	289	301	359	6,303
Plays	55	66	71	70	62	70	61	57	52	70	63	67	64	56	63	66	66	1,083
Avg./play	4.7	5.9	10.2	6.7	6.6	5.6	5.4	4.8	7.1	5.5	3.8	5.6	4.2	7.0	5.2	4.8	5.4	5.8
Rushing																		
Net Yards	61	122	350	171	234	96	137	62	192	175	107	89	76	185	59	86	129	2,331
Attempts	29	23	43	31	32	27	29	16	26	36	24	30	19	28	21	24	31	469
Avg./rush	2.1	5.3	8.1	5.5	7.3	3.6	4.7	3.9	7.4	4.9	4.5	3.0	4.0	6.6	2.8	3.6	4.2	5.0
TFL - yds.	1-3	2-7	5-13	1-1	1-1	5-8	3-4	2-6	0-0	1-2	0-0	3-6	2-3	1-1	0-0	1-1	2-2	30-58
Passing																		
Net Yards	200	266	376	300	173	293	194	212	177	210	162	264	207	263	230	215	230	3,972
Sacks	0	4	0	4	4	2	0	3	0	2	4	5	6	2	2	1	3	42
Yds. Lost	0	33	0	35	26	13	0	28	0	11	28	28	68	15	26	5	14	330
Gross Yds.	200	299	376	335	199	306	194	240	177	221	190	292	275	278	256	220	244	4,302
Attempts	26	39	28	35	26	41	32	38	26	32	42	28	42	34	33	38	32	572
Compl.	20	27	25	28	19	30	22	24	15	20	20	17	22	24	25	24	20	382
Pct.	76.9%	69.2%	89.3%	80.0%	73.1%	73.2%	68.8%	63.2%	57.7%	62.5%	47.6%	60.7%	52.4%	70.6%	75.8%	63.2%	62.5%	66.8%
Int.	1	0	0	1	1	1	2	1	2	1	0	1	0	1	0	0	0	11
Avg./play	7.7	6.2	13.4	7.7	5.8	6.8	6.1	5.2	6.8	6.2	3.5	8.0	4.3	7.3	6.6	5.5	6.6	6.5
Kickoffs																		
No.	4	6	11	5	8	5	4	3	4	5	6	2	7	6	4	6	6	91
In End Zone-TB	4-2	6-6	10-9	5-4	8-8	5-5	4-4	3-2	2-2	5-5	4-4	5-4	2-2	5-5	5-3	3-3	6-4	82-72
Punts																		
No.	1	3	1	2	3	3	2	3	2	3	7	5	4	7	4	4	4	57
Yards	49	168	48	90	156	144	155	82	134	95	181	354	287	141	319	184	234	2,821
Avg.	49.0	56.0	48.0	45.0	52.0	48.0	51.7	41.0	44.7	47.5	60.3	50.6	57.4	35.3	45.6	46.0	58.5	49.5
Net Avg.	49.0	41.0	48.0	32.5	52.0	38.0	41.3	25.5	30.0	27.5	46.3	43.9	48.4	30.3	37.1	42.5	50.3	40.6
Had Blocked	0	0	0	0	0	0	0	0	0	0	0	0	0	0	0	0	0	0
Kicks, Had Blocked	0	0	0	0	0	0	0	0	0	0	0	0	0	0	0	1	0	1
Field Goals-PATs	0-0	0-0	0-0	0-0	0-0	0-0	0-0	0-0	0-0	0-0	0-0	0-0	0-0	0-0	0-0	1-0	0-0	1-0
Punt Returns																		
No.	0	2	3	1	2	3	2	3	1	3	1	1	0	2	5	1	1	31
Yards	0	9	30	8	14	10	17	-3	15	27	9	7	0	8	28	12	4	195
Avg.	—	4.5	10.0	8.0	7.0	3.3	8.5	-1.0	15.0	9.0	9.0	7.0	—	4.0	5.6	12.0	4.0	6.3
Kickoff Returns																		
No.	0	0	0	0	1	0	0	1	1	0	0	1	2	1	0	0	1	8
Yards	0	0	0	0	20	0	0	14	19	0	0	23	44	26	0	0	26	172
Avg.	—	—	—	—	20.0	—	—	14.0	19.0	—	—	23.0	22.0	26.0	—	—	26.0	21.5
Interception Returns																		
No.	0	1	1	0	0	2	0	0	0	0	3	1	0	0	0	0	1	9
Yards	0	3	5	0	0	12	0	0	0	0	3	0	0	0	0	0	0	23
Avg.	—	3.0	5.0	—	—	6.0	—	—	—	—	1.0	0.0	—	—	—	—	0.0	2.6
Penalties																		
No.	10	8	6	10	9	7	7	5	5	6	8	8	2	2	3	3	0	99
Yds. Lost	97	71	55	91	71	84	56	38	63	55	66	81	10	54	25	48	0	965
Fumbles																		
No.	1	2	0	1	4	2	0	3	3	4	5	1	2	0	2	2	0	32
Lost	0	0	0	1	1	0	0	3	2	2	3	0	1	0	1	1	0	15
Touchdowns																		
Total TDs	2	4	10	4	2	1	2	0	3	2	1	2	1	6	3	0	3	46
Rush	0	2	5	0	1	0	0	0	2	1	0	1	1	1	0	0	1	15
Pass	2	2	5	4	0	1	2	0	1	1	1	1	0	5	2	0	2	29
Returns	0	0	0	0	0	0	0	0	0	0	0	0	0	0	0	0	0	0
Fumble Returns	0	0	0	0	1	0	0	0	0	0	0	0	0	0	1	0	0	2
Interception Returns	0	0	0	0	0	0	0	0	0	0	0	0	0	0	0	0	0	0
Extra Points																		
Made-Attempts	2-2	4-4	10-10	4-4	2-2	1-1	2-2	0-0	3-3	2-2	0-1	1-2	1-1	6-6	2-3	0-0	3-3	43-46
Kicking Mid.-Att.	2-2	3-3	10-10	4-4	2-2	1-1	2-2	0-0	2-2	2-2	0-0	1-1	1-1	6-6	2-3	0-0	3-3	41-42
Rushing Mid.-Att.	0-0	1-1	0-0	0-0	0-0	0-0	0-0	0-0	0-0	0-0	0-0	0-0	0-0	0-0	0-0	0-0	0-0	1-1
Passing Mid.-Att.	0-0	0-0	0-0	0-0	0-0	0-0	0-0	0-0	1-1	0-0	0-1	0-1	0-0	0-0	0-0	0-0	0-0	1-3
Field Goals																		
Made-Attempts	1-1	2-4	0-0	0-0	5-5	4-4	1-2	3-3	0-0	2-2	2-2	3-3	0-0	0-0	2-3	3-4	2-2	30-35
Red Zone Efficiency																		
Scores-Attempts	2-4	3-3	6-6	2-3	0-5	1-5	2-3	0-3	2-2	2-4	1-3	2-3	1-2	6-6	2-3	0-1	2-3	34-59
Efficiency	50.0%	100.0%	100.0%	66.7%	0.0%	20.0%	66.7%	0.0%	100.0%	50.0%	33.3%	66.7%	50.0%	100.0%	66.7%	0.0%	66.7%	57.6%
Goal-to-Go Efficiency																		
Scores-Attempts	2-4	2-2	4-4	2-2	0-3	1-2	0-0	0-0	2-2	0-1	1-2	2-2	1-1	2-2	0-0	0-0	1-2	20-29
Efficiency	50.0%	100.0%	100.0%	100.0%	0.0%	50.0%	—	—	100.0%	0.0%	50.0%	100.0%	100.0%	100.0%	—	—	50.0%	69.0%
Safeties	0	0	0	0	0	0	0	0	0	0	0	0	0	0	0	0	0	1
Total Points	17	35	70	28	31	19	17	9	22	20	12	22	7	42	26	9	27	413
Time of Poss. Avg	27:52	33:45	33:21	33:49	34:36	35:49	31:37	26:13	22:39	34:58	27:12	33:04	26:31	31:18	28:42	26:14	30:36	30:29

2023 GAME-BY-GAME PARTICIPATION

	vs. L.V. (9/10)	vs. Was. (9/17)	at Mia. (9/24)	at Chi. (10/1)	vs. NYJ (10/6)	at K.C. (10/12)	vs. G.B. (10/22)	vs. K.C. (10/29)	at Buf. (11/13)	vs. Min. (11/19)	vs. Cle. (11/26)	at Hou. (12/3)	at LAC (12/10)	at Det. (12/16)	vs. N.E. (12/24)	vs. LAC (12/31)	at L.V. (1/7)	Reg. Season P-S-DNP-INA
Adkins, N.	INA	P	P	P	INA	P	P	INA	TE	P	INA	INA	INA	INA	P	P	10-1-0-7	
Allen, Z.	DE	DE	DE	DE	DE	DE	DE	DE	DE	DE	DE	DE	DE	DE	DE	DE	17-17-0-0	
Badie, T.	PS	PS	PS	PS	PS	PS	PS	PS	PS	PS	PS	PS	INA	PS	PS	PS	0-0-1-0	
Bailey, Q.	P	P	P	P	P	P	P	T	P	P	P	P	P	P	P	P	1-1-0-0	
Bandy, M.	PS	PS	PS	PS	PS	PS	PS	PS	PS	PS	PS	PS	PS	PS	PS	INA	17-0-0-1	
Bassey, E.	P	CB	P	P	NWT	NWT	NWT	NWT	NWT	NWT	NWT	NWT	NWT	NWT	NWT	NWT	4-1-0-0	
Bolles, G.	LT	LT	LT	LT	LT	LT	LT	LT	LT	LT	LT	LT	LT	LT	LT	LT	17-17-0-0	
Bonitto, N.	P	P	P	OLB	WLB	P	WLB	P	P	P	P	P	INA	INA	OLB	P	15-4-0-2	
Browning, B.	PUP	PUP	PUP	PUP	PUP	PUP	P	OLB	SLB	SLB	WLB	WLB	WLB	OLB	INA	OLB	10-9-0-1	
Burton, M.	P	P	P	P	P	P	P	P	P	P	P	P	P	P	P	P	17-3-0-0	
Clark, F.	P	INA	INA	INA	INA	NWT	NWT	NWT	NWT	NWT	NWT	NWT	NWT	NWT	NWT	NWT	2-0-0-4	
Coburn, K.	NWT	NWT	NWT	NWT	NWT	INA	INA	INA	INA	NWT	NWT	NWT	NWT	NWT	NWT	NWT	0-0-0-3	
Cooper, J.	SLB	SLB	SLB	SLB	SLB	SLB	SLB	SLB	WLB	WLB	SLB	SLB	SLB	SLB	SLB	WLB	17-17-0-0	
Cushenberry III, L.	C	C	C	C	C	C	C	C	C	C	C	C	C	C	C	C	17-17-0-0	
DiNucci, B.	PS	PS	PS	PS	PS	PS	PS	PS	PS	PS	INA	PS	INA	INA	PS	PS	0-0-0-3	
Dixon, R.	P	P	P	P	P	P	P	P	P	P	P	P	P	P	P	P	17-0-0-0	
Dorsett II, P.	P	PS	PS	PS	PS	PS	PS	PS	PS	PS	PS	PS	PS	PS	PS	WR	2-1-0-0	
Dulcich, G.	TE	IR	IR	IR	IR	P	IR	IR	IR	IR	IR	IR	IR	IR	IR	IR	2-1-0-0	
Fleming, C.	DNP	DNP	P	DNP	DNP	DNP	DNP	DNP	DNP	DNP	DNP	DNP	P	P	P	RT	6-1-11-0	
Forsyth, A.	INA	INA	INA	INA	INA	INA	INA	INA	INA	INA	INA	INA	INA	INA	INA	INA	10-0-0-17	
Fraconi, M.	P	P	P	P	P	P	P	P	P	P	P	P	P	P	P	P	17-0-0-0	
Garcia, E.	P	INA	INA	P	INA	INA	INA	INA	INA	INA	INA	INA	INA	INA	INA	INA	3-0-0-14	
Green, A.	PS	PS	PS	PS	PS	PS	PS	PS	PS	PS	PS	PS	PS	PS	PS	INA	0-0-0-1	
Gregory, R.	WLB	WLB	WLB	P	NWT	NWT	NWT	NWT	NWT	NWT	NWT	NWT	NWT	NWT	NWT	NWT	4-3-0-0	
Harris, J.	DE	DE	P	DE	DE	DE	P	P	P	P	P	P	P	P	P	P	17-5-0-0	
Hanningsen, M.	P	P	P	P	P	P	P	P	P	P	P	P	P	P	P	P	17-0-0-0	
Humphrey, L.	WR	WR	P	WR	WR	P	P	P	P	P	WR	P	WR	WR	WR	P	17-8-0-0	
Incoom, T.	INA	P	P	INA	INA	INA	INA	INA	INA	INA	INA	INA	P	INA	INA	INA	4-0-0-13	
Jackson, T.	RS	RS	RS	RS	RS	RS	RS	SUS	SUS	SUS	SUS	SUS	SUS	SUS	NWT	NWT	8-8-0-0	
Jeady, J.	INA	WR	WR	P	WR	WR	P	WR	WR	P	WR	P	WR	P	WR	WR	16-11-0-1	
Jewell, J.	ILB	ILB	ILB	ILB	ILB	ILB	ILB	P	ILB	ILB	ILB	ILB	ILB	ILB	ILB	ILB	16-15-0-1	
Johnson, B.	P	WR	P	P	P	WR	P	IR	IR	IR	IR	P	P	P	P	P	13-2-0-0	
Jones, D.	NT	NT	NT	NT	NT	INA	DT	DT	DT	DT	DT	DT	DT	DT	DT	DT	16-16-0-1	
Key, D.	PS	PS	PS	PS	PS	PS	PS	PS	PS	PS	PS	PS	PS	PS	PS	PS	1-0-0-0	
Krull, L.	PS	PS	PS	PS	PS	PS	PS	PS	PS	PS	TE	P	P	P	P	TE	7-2-0-0	
Lancaster, T.	PS	PS	PS	PS	PS	P	PS	PS	PS	PS	P	PS	P	PS	PS	PS	3-0-0-0	
Locke, P.	IR	IR	IR	IR	P	P	S	S	INA	P	S	S	S	S	S	S	12-8-0-1	
Lutz, W.	P	P	P	P	P	P	P	P	P	P	P	P	P	P	P	P	17-0-0-0	
Manherzt, C.	P	P	TE	P	P	P	P	TE	TE	P	TE	P	P	P	P	INA	16-4-0-1	
Mathis, D.	RCB	RCB	RCB	RCB	RCB	RCB	P	P	P	P	P	P	P	P	P	P	17-6-0-0	
McGinchee, M.	RT	RT	RT	RT	RT	RT	RT	RT	RT	RT	RT	RT	RT	RT	RT	RT	16-16-0-0	
McLaughlin, J.	P	P	P	P	P	RB	P	P	P	P	P	P	P	P	P	RB	17-3-0-0	
McMillian, J.	INA	P	P	P	P	P	P	P	CB	P	CB	P	P	P	P	CB	16-3-0-1	
Meinerz, Q.	RG	RG	RG	RG	RG	RG	RG	RG	RG	RG	RG	RG	RG	RG	RG	RG	17-17-0-0	
Mims Jr., M.	P	P	P	WR	WR	P	P	WR	P	P	WR	WR	P	WR	INA	WR	16-7-0-1	
Moreau, F.	P	P	P	P	INA	P	RCB	RCB	CB	CB	CB	CB	CB	CB	CB	CB	16-11-0-1	
Moss, R.	INA	INA	P	P	P	P	INA	P	P	P	P	P	P	P	P	P	14-0-0-3	
Niemann, B.	PS	PS	PS	P	PS	PS	PS	PS	INA	INA	P	P	P	INA	P	P	7-0-0-3	
Palczewski, A.	IR	IR	IR	IR	IR	IR	IR	IR	IR	IR	IR	IR	IR	IR	IR	IR	DNP	0-0-1-0
Perine, S.	P	P	P	P	P	P	P	P	P	P	P	P	P	P	P	P	17-1-0-0	
Perkins, R.	NWT	NWT	INA	INA	P	P	P	P	INA	INA	INA	INA	PS	P	P	PS	7-0-0-6	
Powers, B.	LG	LG	LG	LG	LG	LG	LG	LG	LG	LG	LG	LG	LG	LG	LG	LG	17-17-0-0	
Purcell, M.	P	P	P	P	INA	P	NT	NT	P	DL	DL	DL	DL	DL	P	DL	16-10-0-1	
Sanders, D.	P	P	P	ILB	P	ILB	P	ILB	P	P	P	P	P	P	P	P	17-4-0-0	
Sills, D.	PS	PS	PS	PS	PS	PS	PS	PS	P	WR	PS	PS	PS	PS	PS	PS	3-1-0-0	
Simmons, J.	S	S	INA	INA	S	S	S	S	S	S	S	S	S	S	S	S	15-5-0-2	
Singleton, A.	ILB	P	ILB	ILB	ILB	ILB	ILB	ILB	ILB	ILB	ILB	ILB	ILB	ILB	ILB	ILB	17-16-0-0	
Skinner, J.	INA	INA	INA	INA	INA	INA	INA	INA	P	INA	INA	INA	INA	INA	INA	P	2-0-0-15	
Smith, T.	P	P	P	P	P	P	P	P	P	P	P	P	P	P	P	P	17-0-0-0	
Smith, T.	NWT	NWT	NWT	NWT	PS	PS	P	PS	PS	PS	PS	PS	PS	PS	PS	PS	1-0-0-0	
Sterns, C.	P	IR	IR	IR	IR	IR	IR	IR	IR	IR	IR	IR	IR	IR	IR	IR	1-0-0-0	
Stidham, J.	DNP	DNP	DNP	DNP	DNP	DNP	DNP	DNP	DNP	DNP	DNP	DNP	DNP	DNP	QB	QB	3-2-14-0	
Strnad, J.	P	P	P	P	P	P	P	P	P	P	P	P	P	P	P	P	17-0-0-0	
Surtain II, P.	LCB	LCB	LCB	LCB	LCB	LCB	LCB	LCB	LCB	LCB	LCB	LCB	LCB	LCB	LCB	LCB	17-17-0-0	
Sutton, C.	WR	WR	WR	WR	WR	WR	WR	P	WR	P	WR	WR	WR	WR	WR	WR	16-14-0-1	
Trautman, A.	TE	P	TE	TE	P	TE	TE	TE	TE	TE	P	TE	TE	TE	TE	TE	17-12-0-0	
Turner-Yell, D.	P	P	S	S	P	P	P	P	P	P	P	P	P	P	P	P	16-2-0-0	
Washington, D.	PS	P	P	P	P	P	P	P	P	INA	P	P	P	P	ILL	ILL	13-0-0-1	
Wattenberg, L.	P	P	P	P	P	DNP	P	P	P	P	P	P	P	P	P	P	16-0-1-0	
Williams, J.	RB	RB	RB	INA	P	RB	RB	RB	RB	RB	RB	RB	P	RB	P	RB	16-13-0-1	
Wilson, R.	QB	QB	QB	QB	QB	QB	QB	QB	QB	QB	QB	QB	QB	QB	QB	DNP	DNP	15-15-2-0

KEY: POS - Starter; P - Played; INA - Inactive; PS - Practice squad; NWT - Not with team; SUS - Suspended; IR - Injured reserve; PUP-Reserve/PUP, SUS-Suspended; ILL-Reserve/Illness

2023 INDIVIDUAL GAME-BY-GAME STATISTICS — PASSING

Game	WILSON								STIDHAM												
	Att.	Cmp.	Yds.	Pct.	Att.	TD	Int	LG	Sack/ Lost	Rtg.	Att.	Cmp.	Yds.	Pct.	Att.	TD	Int	LG	Sack/ Lost	Rtg.	
vs. L.V. (9/10)	34	27	177	79.4	5.21	2	0	21	2/11	108.0											
vs. Was. (9/17)	32	18	308	56.3	9.63	3	1	60t	7/31	107.3											
at Mia. (9/24)	38	23	306	60.5	8.05	1	1	46	1/12	83.9											
at Chi. (10/1)	28	21	223	75.0	7.96	3	0	48	1/9	133.5											
vs. NYJ (10/8)	31	20	196	64.5	6.32	2	0	29	4/27	103.7											
at K.C. (10/12)	22	13	95	59.1	4.32	1	2	21	4/13	46.6											
vs. G.B. (10/22)	29	20	194	69.0	6.69	1	0	33	1/0	98.9											
vs. K.C. (10/29)	19	12	114	63.2	6.00	3	0	39	6/27	119.3											
at Buf. (11/13)	29	24	193	82.8	6.66	2	0	30	4/15	117.4											
vs. Min. (11/19)	35	27	259	77.1	7.40	1	0	33	2/10	106.7											
vs. Cle. (11/26)	22	13	134	59.1	6.09	1	0	31	1/9	91.9											
at Hou. (12/3)	26	15	186	57.7	7.15	1	3	45t	3/22	53.2											
at LAC (12/10)	33	21	224	63.6	6.79	2	1	46t	2/8	91.0											
at Det. (12/16)	32	18	223	56.3	6.97	1	0	40	2/19	88.4											
vs. N.E. (12/24)	37	25	238	67.6	6.43	1	0	47	5/45	103.2											
vs. LAC (12/31)																					
at L.V. (1/7)																					
TOTALS	447	297	3,070	66.4	6.87	26	8	60t	45/258	98.0	66	40	496	60.6	7.52	2	1	54t	7/46	87.7	

2023 INDIVIDUAL GAME-BY-GAME STATISTICS — RUSHING

Game	J. WILLIAMS					McLAUGHLIN					WILSON					PERINE				
	No.	Yds.	Avg.	LG	TD	No.	Yds.	Avg.	LG	TD	No.	Yds.	Avg.	LG	TD	No.	Yds.	Avg.	LG	TD
vs. L.V. (9/10)	13	52	4.0	11	0	0	0	—	—	0	1	1	1.0	1	0	8	41	5.1	12	0
vs. Was. (9/17)	12	44	3.7	15	0	1	5	5.0	5t	1	6	56	9.3	15	0	1	4	4.0	4	0
at Mia. (9/24)	11	42	3.8	16	0	5	15	3.0	7	0	0	0	—	—	0	3	9	3.0	3	0
at Chi. (10/1)	2	0	0.0	1	0	7	72	10.3	31	0	4	13	3.3	10	0	6	12	2.0	5	0
vs. NYJ (10/8)			INACTIVE			9	68	7.6	38	0	7	49	7.0	21	0	6	22	3.7	8	0
at K.C. (10/12)	10	52	5.2	18	0	7	30	4.3	9	0	4	31	7.8	12	0	0	0	—	—	0
vs. G.B. (10/22)	15	82	5.5	21	0	5	45	9.0	23	0	1	21	21.0	21	0	2	10	5.0	5	0
vs. K.C. (10/29)	27	85	3.1	15	0	4	33	8.3	13	0	8	30	3.8	8	0	1	5	5.0	5	0
at Buf. (11/13)	21	79	3.8	11	0	6	8	1.3	5	0	9	30	3.3	10	0	1	8	8.0	8	0
vs. Min. (11/19)	11	37	3.4	15	0	1	1	1.0	1	0	2	1	0.5	2	0	1	7	7.0	7	0
vs. Cle. (11/26)	18	65	3.6	15	0	2	4	2.0	6	0	11	34	3.1	19	1	7	55	7.9	24	1
at Hou. (12/3)	13	46	3.5	16	0	4	15	3.8	8	0	10	44	4.4	11	1	1	1	1.0	1	0
at LAC (12/10)	17	66	3.9	20	1	5	25	5.0	9	0	6	5	0.8	7	0	2	8	4.0	5	0
at Det. (12/16)	12	27	2.3	8	0	2	2	1.0	1	0	7	6	0.9	2	1	6	37	6.2	12	0
vs. N.E. (12/24)	11	24	2.2	9	1	6	37	6.2	12	0	4	20	5.0	14	0	1	2	2.0	2	0
vs. LAC (12/31)	15	41	2.7	16	0	8	44	5.5	11	0										
at L.V. (1/7)	9	32	3.6	11	1	4	6	1.5	6	0										
TOTALS	217	774	3.6	21	3	76	410	5.4	38	1	80	341	4.3	21	3	53	238	4.5	24	1

Game	MIMS					BURTON					STIDHAM				
	No.	Yds.	Avg.	LG	TD	No.	Yds.	Avg.	LG	TD	No.	Yds.	Avg.	LG	TD
vs. L.V. (9/10)	0	0	—	—	0	0	0	—	—	0					
vs. Was. (9/17)	2	10	5.0	8	0	3	3	3.0	3	0					
at Mia. (9/24)	1	3	3.0	3	0	0	0	—	—	0					
at Chi. (10/1)	0	0	—	—	0	0	0	—	—	0					
vs. NYJ (10/8)	0	0	—	—	0	0	0	—	—	0					
at K.C. (10/12)	0	0	—	—	0	2	2	1.0	3	0					
vs. G.B. (10/22)	1	-11	-11.0	-11	0	1	-2	-2.0	-2	0					
vs. K.C. (10/29)	0	0	—	—	0	0	0	—	—	0					
at Buf. (11/13)	1	-3	-3.0	-3	0	0	0	—	—	0					
vs. Min. (11/19)	0	0	—	—	0	0	0	—	—	0					
vs. Cle. (11/26)	1	11	11.0	11	0	0	0	—	—	0					
at Hou. (12/3)	1	8	8.0	8	0	1	4	4.0	4	0					
at LAC (12/10)	0	0	—	—	0	1	2	2.0	2	0					
at Det. (12/16)	1	11	11.0	11	0	0	0	—	—	0					
vs. N.E. (12/24)	0	0	—	—	0	1	0	0.0	0	0					
vs. LAC (12/31)			INACTIVE			0	0	—	—	0					
at L.V. (1/7)	1	1	1.0	1	0	0	0	—	—	0					
TOTALS	9	30	3.3	11	0	7	9	1.3	4	0	9	8	0.9	4	0

2023 INDIVIDUAL GAME-BY-GAME STATISTICS — RECEIVING

Game	SUTTON					JEUDY					PERINE					J. WILLIAMS				
	No.	Yds.	Avg.	LG	TD	No.	Yds.	Avg.	LG	TD	No.	Yds.	Avg.	LG	TD	No.	Yds.	Avg.	LG	TD
vs. L.V. (9/10)	4	32	8.0	15	1	INACTIVE					4	37	9.3	20	0	4	5	1.3	7	0
vs. Was. (9/17)	5	66	13.2	21	0	3	25	8.3	11	0	3	20	6.7	9	0	2	14	7.0	9	0
at Mia. (9/24)	8	91	11.4	25	1	5	81	16.2	46	0	2	15	7.5	8	0	2	23	11.5	17	0
at Chi. (10/1)	3	27	9.0	13t	1	3	52	17.3	25	0	2	23	11.5	12	0	3	9	3.0	4	0
vs. NYJ (10/8)	1	13	13.0	13	0	6	50	8.3	23	0	4	73	18.3	29	0	INACTIVE				
at K.C. (10/12)	4	46	11.5	21	1	3	14	4.7	13	0	2	16	8.0	15	0	0	0	—	—	0
vs. G.B. (10/22)	6	76	12.7	33	1	5	64	12.8	18	0	3	31	10.3	19	0	3	14	4.7	7	0
vs. K.C. (10/29)	2	29	14.5	23	1	2	50	25.0	39	1	2	16	8.0	10	0	3	13	4.3	14	1
at Buf. (11/13)	8	53	6.6	30	1	3	35	11.7	19	0	3	35	11.7	18	0	4	31	7.8	18	1
vs. Min. (11/19)	4	66	16.5	33	1	5	58	11.6	19	0	7	60	8.6	17	0	2	16	8.0	13	0
vs. Cle. (11/26)	3	61	20.3	31	0	2	11	5.5	7	0	1	11	11.0	11	0	3	6	2.0	4	0
at Hou. (12/3)	2	77	38.5	45t	1	3	51	17.0	41	0	2	5	2.5	5	0	3	24	8.0	15	0
at LAC (12/10)	3	62	20.7	46t	1	2	16	8.0	9	0	5	36	7.2	9	0	3	25	8.3	14	0
at Det. (12/16)	5	71	14.2	23	0	3	74	24.7	40	0	1	11	11.0	11	0	2	-7	-3.5	-2	0
vs. N.E. (12/24)	0	0	—	—	0	3	44	14.7	16	0	4	27	6.8	13	0	3	-5	-1.7	-1	0
vs. LAC (12/31)	INACTIVE					3	54	18.0	41	0	2	16	8.0	11	0	3	17	5.7	9	0
at L.V. (1/7)	1	2	2.0	2	0	3	79	26.3	47	1	3	23	7.7	11	0	7	43	6.1	12	0
TOTALS	59	772	13.1	46t	10	54	758	14.0	47	2	50	455	9.1	29	0	47	228	4.9	18	2

Game	McLAUGHLIN					TRAUTMAN					MIMS					JOHNSON				
	No.	Yds.	Avg.	LG	TD	No.	Yds.	Avg.	LG	TD	No.	Yds.	Avg.	LG	TD	No.	Yds.	Avg.	LG	TD
vs. L.V. (9/10)	1	-7	-7.0	-7	0	5	34	6.8	15	0	2	9	4.5	5	0	2	31	15.5	21	0
vs. Was. (9/17)	0	0	—	—	0	0	0	—	—	0	2	113	56.5	60t	1	2	66	33.0	50t	2
at Mia. (9/24)	0	0	—	—	0	0	0	—	—	0	3	73	24.3	38	0	2	12	6.0	8	0
at Chi. (10/1)	3	32	10.7	18t	1	0	0	—	—	0	2	47	23.5	48	0	1	4	4.0	4t	1
vs. NYJ (10/8)	3	21	7.0	22t	1	4	26	6.5	12	1	1	4	4.0	4	0	1	9	9.0	9	0
at K.C. (10/12)	2	12	6.0	7	0	1	4	4.0	4	0	0	0	—	—	0	0	0	—	—	0
vs. G.B. (10/22)	1	1	1.0	1	0	1	5	5.0	5	0	0	0	—	—	0	0	0	—	—	0
vs. K.C. (10/29)	2	6	3.0	4	0	0	0	—	—	0	1	0	0.0	0	0	INJURED RESERVE				
at Buf. (11/13)	2	4	2.0	3	0	2	15	7.5	9	0	0	0	—	—	0	INJURED RESERVE				
vs. Min. (11/19)	5	14	2.8	9	0	2	33	16.5	19	0	2	12	6.0	8	0	INJURED RESERVE				
vs. Cle. (11/26)	0	0	—	—	0	1	8	8.0	8t	1	2	24	12.0	16	0	INJURED RESERVE				
at Hou. (12/3)	2	6	3.0	5	0	1	6	6.0	6	0	1	5	5.0	5	0	0	0	—	—	0
at LAC (12/10)	1	7	7.0	7	0	2	19	9.5	10t	1	2	11	5.5	8	0	0	0	—	—	0
at Det. (12/16)	2	16	8.0	8	0	1	24	24.0	24	0	0	0	—	—	0	0	0	—	—	0
vs. N.E. (12/24)	4	30	7.5	11	0	0	0	—	—	0	3	63	21.0	47	0	3	47	15.7	21t	1
vs. LAC (12/31)	3	18	6.0	10	0	1	9	9.0	9	0	INACTIVE					4	27	6.8	10	0
at L.V. (1/7)	0	0	—	—	0	1	21	21.0	21	0	1	16	16.0	16	0	4	88	22.0	36	0
TOTALS	31	160	5.2	22t	2	22	204	9.3	24	3	22	377	17.1	60t	1	19	284	14.9	50t	4

Game	HUMPHREY					KRULL					ADKINS					DULCICH				
	No.	Yds.	Avg.	LG	TD	No.	Yds.	Avg.	LG	TD	No.	Yds.	Avg.	LG	TD	No.	Yds.	Avg.	LG	TD
vs. L.V. (9/10)	2	11	5.5	6	1	PRACTICE SQUAD					INACTIVE					2	22	11.0	13	0
vs. Was. (9/17)	1	4	4.0	4	0	PRACTICE SQUAD					0	0	—	—	0	INJURED RESERVE				
at Mia. (9/24)	0	0	—	—	0	PRACTICE SQUAD					1	11	11.0	11	0	INJURED RESERVE				
at Chi. (10/1)	1	11	11.0	11	0	PRACTICE SQUAD					2	8	4.0	6	0	INJURED RESERVE				
vs. NYJ (10/8)	0	0	—	—	0	PRACTICE SQUAD					0	0	—	—	0	INJURED RESERVE				
at K.C. (10/12)	0	0	—	—	0	PRACTICE SQUAD					INACTIVE					1	3	3.0	3	0
vs. G.B. (10/22)	0	0	—	—	0	PRACTICE SQUAD					1	3	3.0	3	0	INJURED RESERVE				
vs. K.C. (10/29)	0	0	—	—	0	PRACTICE SQUAD					0	0	—	—	0	INJURED RESERVE				
at Buf. (11/13)	1	14	14.0	14	0	0	0	—	—	0	INACTIVE					INJURED RESERVE				
vs. Min. (11/19)	0	0	—	—	0	PRACTICE SQUAD					0	0	—	—	0	INJURED RESERVE				
vs. Cle. (11/26)	1	13	13.0	13	0	PRACTICE SQUAD					0	0	—	—	0	INJURED RESERVE				
at Hou. (12/3)	1	12	12.0	12	0	0	0	—	—	0	INACTIVE					INJURED RESERVE				
at LAC (12/10)	1	12	12.0	12	0	1	35	35.0	35	0	INACTIVE					INJURED RESERVE				
at Det. (12/16)	3	16	5.3	8	1	1	18	18.0	18	0	INACTIVE					INJURED RESERVE				
vs. N.E. (12/24)	0	0	—	—	0	4	28	7.0	9	1	INACTIVE					INJURED RESERVE				
vs. LAC (12/31)	2	69	34.5	54t	1	2	14	7.0	11	0	0	0	—	—	0	INJURED RESERVE				
at L.V. (1/7)	0	0	—	—	0	0	0	—	—	0	0	0	—	—	0	INJURED RESERVE				
TOTALS	13	162	12.5	54t	3	8	95	11.9	35	1	4	22	5.5	11	0	3	25	8.3	13	0

Michael Burton had three catches for eight yards (2.7 avg.); Chris Manhertz had two catches for 16 yards (8.0 avg.).

2023 INDIVIDUAL GAME-BY-GAME STATISTICS — KICK RETURNS

Game	MIMS					MANHERTZ				
	KR	Yds.	Avg.	LG	TD	KR	Yds.	Avg.	LG	TD
vs. L.V. (9/10)	2	55	27.5	30	0	0	0	—	—	0
vs. Was. (9/17)	0	0	—	—	0	0	0	—	—	0
at Mia. (9/24)	2	121	60.5	99t	1	0	0	—	—	0
at Chi. (10/1)	1	0	0.0	0	0	0	0	—	—	0
vs. NYJ (10/8)	0	0	—	—	0	0	0	—	—	0
at K.C. (10/12)	0	0	—	—	0	0	0	—	—	0
vs. G.B. (10/22)	0	0	—	—	0	0	0	—	—	0
vs. K.C. (10/29)	1	28	28.0	28	0	0	0	—	—	0
at Buf. (11/13)	1	31	31.0	31	0	0	0	—	—	0
vs. Min. (11/19)	0	0	—	—	0	0	0	—	—	0
vs. Cle. (11/26)	0	0	—	—	0	0	0	—	—	0
at Hou. (12/3)	2	44	22.0	27	0	0	0	—	—	0
at LAC (12/10)	0	0	—	—	0	0	0	—	—	0
at Det. (12/16)	2	35	17.5	20	0	0	0	—	—	0
vs. N.E. (12/24)	2	28	14.0	31	0	1	1	1.0	1	0
vs. LAC (12/31)			INACTIVE			0	0	—	—	0
at L.V. (1/7)	2	55	27.5	35	0			INACTIVE		
TOTALS	15	397	26.5	99t	1	1	1	1.0	1	0

2023 INDIVIDUAL GAME-BY-GAME STATISTICS — PUNT RETURNS

Game	MIMS					SMITH				
	PR	Yds.	Avg.	LG	TD	PR	Yds.	Avg.	LG	TD
vs. L.V. (9/10)	0	0	—	—	0	0	0	—	—	0
vs. Was. (9/17)	1	45	45.0	45	0	0	0	—	—	0
at Mia. (9/24)	0	0	—	—	0	0	0	—	—	0
at Chi. (10/1)	1	25	25.0	25	0	0	0	—	—	0
vs. NYJ (10/8)	1	0	0.0	0	0	0	0	—	—	0
at K.C. (10/12)	2	30	15.0	18	0	0	0	—	—	0
vs. G.B. (10/22)	1	11	11.0	11	0	0	0	—	—	0
vs. K.C. (10/29)	1	31	31.0	31	0	0	0	—	—	0
at Buf. (11/13)	2	44	22.0	27	0	0	0	—	—	0
vs. Min. (11/19)	0	0	—	—	0	0	0	—	—	0
vs. Cle. (11/26)	1	2	2.0	2	0	0	0	—	—	0
at Hou. (12/3)	1	7	7.0	7	0	0	0	—	—	0
at LAC (12/10)	2	25	12.5	13	0	0	0	—	—	0
at Det. (12/16)	0	0	—	—	0	0	0	—	—	0
vs. N.E. (12/24)	3	59	19.7	52	0	0	0	—	—	0
vs. LAC (12/31)			INACTIVE			1	14	14.0	14	0
at L.V. (1/7)	3	33	11.0	15	0	0	0	—	—	0
TOTALS	19	312	16.4	52	0	1	14	14.0	14	0

2023 KICKING / PUNTING

LUTZ										DIXON									
Game	1-19	20-29	30-39	40-49	50+	Total	Pct.	LG	PATM/A	Game	No.	Yds.	Avg.	Net	TB	In20	LG	BK	
vs. L.V. (9/10)	0-0	1-1	0-0	0-0	0-1	1-2	500	24	1-2	vs. L.V. (9/10)	2	80	40.0	40.0	0	1	43	0	
vs. Was. (9/17)	0-0	0-0	2-2	0-0	0-0	2-2	1,000	32	3-3	vs. Was. (9/17)	3	134	44.7	41.7	0	0	46	0	
at Mia. (9/24)	0-0	1-1	1-1	0-0	0-0	2-2	1,000	31	2-2	at Mia. (9/24)	5	234	46.8	40.8	0	3	61	0	
at Chi. (10/1)	0-0	0-0	0-0	0-0	1-1	1-1	1,000	51	4-4	at Chi. (10/1)	4	163	40.8	38.8	0	2	45	0	
vs. NYJ (10/8)	0-0	2-2	0-0	0-0	0-0	2-2	1,000	23	1-1	vs. NYJ (10/8)	4	181	45.3	41.8	0	0	49	0	
at K.C. (10/12)	0-0	0-0	0-0	0-0	0-0	0-0	—	—	0-0	at K.C. (10/12)	5	224	44.8	42.8	0	1	52	0	
vs. G.B. (10/22)	0-0	1-1	2-2	0-0	1-1	4-4	1,000	52	1-1	vs. G.B. (10/22)	3	132	44.0	38.3	0	0	49	0	
vs. K.C. (10/29)	0-0	1-1	0-0	0-0	0-0	1-1	500	28	3-3	vs. K.C. (10/29)	4	166	41.5	42.3	0	1	46	0	
at Buf. (11/13)	0-0	0-0	1-1	3-3	0-0	4-4	1,000	49	0-1	at Buf. (11/13)	5	242	48.4	37.4	2	2	63	0	
vs. Min. (11/19)	0-0	1-1	3-3	0-0	1-1	5-5	1,000	52	0-0	vs. Min. (11/19)	4	217	54.3	42.5	1	0	68	0	
vs. Cle. (11/26)	0-0	1-1	1-1	0-0	0-0	2-2	1,000	34	3-3	vs. Cle. (11/26)	5	226	45.2	43.4	0	1	50	0	
at Hou. (12/3)	0-0	0-0	1-1	0-0	0-0	1-1	1,000	34	2-2	at Hou. (12/3)	6	266	44.3	43.2	0	3	57	0	
at LAC (12/10)	0-0	1-1	0-0	0-0	0-0	1-1	1,000	23	3-3	at LAC (12/10)	7	313	44.7	44.7	0	5	56	0	
at Det. (12/16)	0-0	1-1	0-0	0-0	0-0	1-1	1,000	23	2-2	at Det. (12/16)	5	259	51.8	46.2	1	2	56	0	
vs. N.E. (12/24)	0-0	0-0	0-0	0-0	0-1	0-1	.000	—	1-1	vs. N.E. (12/24)	7	301	43.0	39.0	0	2	47	0	
vs. LAC (12/31)	0-0	1-1	1-1	1-2	0-0	3-4	.750	43	1-1	vs. LAC (12/31)	5	243	48.6	42.2	1	3	63	0	
at L.V. (1/7)	0-0	0-0	0-0	0-0	0-0	0-0	—	—	2-2	at L.V. (1/7)	5	278	55.6	50.8	1	1	64	0	
TOTALS	0-0	11-11	12-13	4-5	3-5	30-34	88.2	52	29-31	TOTALS	79	3,659	46.3	42.3	6	27	68	0	

2023 INDIVIDUAL GAME-BY-GAME STATISTICS — DEFENSE

SINGLETON						JEWELL						SIMMONS						COOPER					
Game	TT	UT	A	S-Yds	I-Yds	TT	UT	A	S-Yds	I-Yds	TT	UT	A	S-Yds	I-Yds	TT	UT	A	S-Yds	I-Yds			
vs. L.V. (9/10)	8	4	4	0-0	0-0	6	1	5	0-0	0-0	4	3	1	0-0	0-0	3	2	1	0-0	0-0			
vs. Was. (9/17)	3	3	0	0-0	0-0	9	7	2	0-0	0-0	10	7	3	0-0	0-0	8	3	5	2-20	0-0			
at Mia. (9/24)	10	7	3	0-0	0-0	4	2	2	0-0	0-0	INACTIVE						6	3	3	0-0	0-0		
at Chi. (10/1)	12	4	8	0-0	0-0	INACTIVE						INACTIVE						5	2	3	1-6	0-0	
vs. NYJ (10/8)	10	5	5	0-0	0-0	5	1	4	0-0	0-0	5	4	1	0-0	0-0	4	3	1	0-0	0-0			
at K.C. (10/12)	10	9	1	0-0	0-0	9	7	2	0-0	0-0	5	5	0	0-0	1-6	3	3	0	1-2	0-0			
vs. G.B. (10/22)	11	6	5	0-0	0-0	10	5	5	0-0	0-0	4	2	2	0-0	0-0	6	3	3	0-0	0-0			
vs. K.C. (10/29)	7	6	1	0-0	0-0	5	3	2	0-0	0-0	2	2	0	0-0	1-33	3	1	2	0.5-3.5	0-0			
at Buf. (11/13)	11	3	8	0-0	0-0	6	3	3	0-0	0-0	5	2	3	0-0	1-0	1	1	0	0-0	0-0			
vs. Min. (11/19)	16	11	5	0-0	0-0	6	5	1	0-0	0-0	4	3	1	0-0	0-0	5	2	3	1-11	0-0			
vs. Cle. (11/26)	10	4	6	0-0	0-0	3	2	1	1-10	0-0	4	3	1	0-0	0-0	5	4	1	0-0	0-0			
at Hou. (12/3)	12	8	4	1-10	0-0	6	2	4	0-0	0-0	2	1	1	0-0	0-0	7	4	3	0-0	0-0			
at LAC (12/10)	14	10	4	1-11	0-0	9	4	5	1-6	0-0	6	3	3	1-15	0-0	2	2	0	0-0	1-4			
at Det. (12/16)	5	3	2	0-0	0-0	9	7	2	0-0	0-0	5	4	1	0-0	0-0	5	5	0	1-8	0-0			
vs. N.E. (12/24)	12	10	2	0-0	0-0	3	3	0	0-0	0-0	5	5	0	0-0	0-0	4	4	0	1-10	0-0			
vs. LAC (12/31)	11	7	4	0-0	0-0	9	2	7	0-0	0-0	6	6	0	0-0	0-0	1	1	0	1-5	0-0			
at L.V. (1/7)	13	5	8	0-0	0-0	9	6	3	1-0	0-0	3	3	0	0-0	0-0	2	0	2	0-0	0-0			
TOTALS	175	105	70	2-21	0-0	108	60	48	3-16	0-0	70	53	17	1-15	3-39	70	43	278.5-65.5	1-4	1-4			
SURTAIN II						ALLEN						LOCKE						JACKSON					
Game	TT	UT	A	S-Yds	I-Yds	TT	UT	A	S-Yds	I-Yds	TT	UT	A	S-Yds	I-Yds	TT	UT	A	S-Yds	I-Yds			
vs. L.V. (9/10)	2	2	0	0-0	0-0	5	2	3	0-0	0-0	INJURED RESERVE						4	4	0	0-0	1-0		
vs. Was. (9/17)	3	3	0	0-0	0-0	2	0	2	0-0	0-0	INJURED RESERVE						2	2	0	0-0	0-0		
at Mia. (9/24)	5	4	1	0-0	0-0	7	3	4	0-0	0-0	INJURED RESERVE						8	4	4	0-0	0-0		
at Chi. (10/1)	3	3	0	0-0	0-0	4	0	4	0.5-4	0-0	INJURED RESERVE						8	6	2	0-0	1-5		
vs. NYJ (10/8)	5	4	1	0-0	1-0	5	4	1	1-12	0-0	0	0	0	0-0	0-0	10	6	4	0-0	0-0			
at K.C. (10/12)	7	7	0	0-0	0-0	4	2	2	1-11	0-0	0	0	0	0-0	0-0	5	4	1	0-0	0-0			
vs. G.B. (10/22)	2	2	0	0-0	0-0	4	3	1	0-0	0-0	3	1	2	0-0	1-14	5	4	1	0-0	0-0			
vs. K.C. (10/29)	3	3	0	0-0	0-0	4	3	1	0.5-3.5	0-0	3	3	0	0-0	0-0	RESERVE/SUSPENDED							
at Buf. (11/13)	2	1	1	0-0	0-0	1	1	0	0-0	0-0	2	1	1	0-0	0-0	RESERVE/SUSPENDED							
vs. Min. (11/19)	4	3	1	0-0	0-0	5	3	2	0-0	0-0	INACTIVE						9	6	3	0-0	0-0		
vs. Cle. (11/26)	4	2	2	0-0	0-0	1	0	1	0.5-2.5	0-0	7	5	2	1-9	0-0	RESERVE/SUSPENDED							
at Hou. (12/3)	5	4	1	0-0	0-0	6	2	4	0.5-1.5	0-0	8	6	2	1-9	0-0	RESERVE/SUSPENDED							
at LAC (12/10)	5	5	0	0-0	0-0	1	1	0	1-10	0-0	7	2	5	1-16	0-0	RESERVE/SUSPENDED							
at Det. (12/16)	3	2	1	0-0	0-0	0	0	0	0-0	0-0	4	3	1	0-0	0-0	RESERVE/SUSPENDED							
vs. N.E. (12/24)	6	5	1	0-0	0-0	3	1	2	0-0	0-0	9	5	4	0-0	0-0	RESERVE/SUSPENDED							
vs. LAC (12/31)	4	4	0	0-0	0-0	2	1	1	0-0	0-0	6	5	1	0-0	0-0	NOT ON TEAM							
at L.V. (1/7)	6	5	1	0-0	0-0	6	1	5	0-0	0-0	4	2	2	0-0	0-0	NOT ON TEAM							
TOTALS	69	59	10	0-0	1-0	60	27	33	5-44.5	0-0	53	33	20	3-34	1-14	51	36	15	0-0	2-5			
MCMILLIAN						MOREAU						JONES						HARRIS					
Game	TT	UT	A	S-Yds	I-Yds	TT	UT	A	S-Yds	I-Yds	TT	UT	A	S-Yds	I-Yds	TT	UT	A	S-Yds	I-Yds			
vs. L.V. (9/10)	INACTIVE						0	0	0	0-0	0-0	3	2	1	0-0	0-0	4	2	2	0-0	0-0		
vs. Was. (9/17)	0	0	0	0-0	0-0	0	0	0	0-0	0-0	1	0	1	0-0	0-0	4	1	3	0-0	0-0			
at Mia. (9/24)	0	0	0	0-0	0-0	0	0	0	0-0	0-0	2	2	0	0-0	0-0	5	3	2	0-0	0-0			
at Chi. (10/1)	6	3	3	0-0	0-0	0	0	0	0-0	0-0	4	4	0	0-0	0-0	3	2	1	0-0	0-0			
vs. NYJ (10/8)	4	3	1	0-0	0-0	INACTIVE						1	1	0	0-0	0-0	5	3	2	0-0	0-0		
at K.C. (10/12)	7	7	0	0-0	0-0	0	0	0	0-0	0-0	INACTIVE						3	2	1	0-0	0-0		
vs. G.B. (10/22)	0	0	0	0-0	0-0	4	3	1	0-0	0-0	3	2	1	0-0	0-0	2	2	0	0-0	0-0			
vs. K.C. (10/29)	6	5	1	0-0	1-5	5	4	1	0-0	0-0	1	0	1	0-0	0-0	1	0	1	0-0	0-0			
at Buf. (11/13)	5	4	1	0-0	0-0	5	2	3	0-0	1-9	4	2	2	0-0	0-0	0	0	0	0-0	0-0			
vs. Min. (11/19)	2	1	1	0-0	1-9	3	2	1	0-0	0-0	3	2	1	0-0	0-0	4	1	3	0-0	0-0			
vs. Cle. (11/26)	5	3	2	0-0	0-0	4	3	1	0-0	0-0	1	0	1	0-0	0-0	3	3	0	0-0	0-0			
at Hou. (12/3)	2	1	1	1-5	0-0	3	2	1	0-0	0-0	5	3	2	0-0	0-0	3	3	0	1-1	0-0			
at LAC (12/10)	5	5	0	1-10	0-0	3	2	1	0-0	0-0	2	2	0	0-0	0-0	1	1	0	0-0	0-0			
at Det. (12/16)	3	2	1	0-0	0-0	8	7	1	0-0	0-0	4	3	1	1-7	0-0	5	3	2	0-0	0-0			
vs. N.E. (12/24)	0	0	0	0-0	0-0	1	0	1	0-0	0-0	4	2	2	1-16	0-0	0	0	0	0-0	0-0			
vs. LAC (12/31)	2	2	0	0-0	0-0	4	4	0	0-0	0-0	4	2	2	0-0	0-0	0	0	0	0-0	0-0			
at L.V. (1/7)	3	1	2	0-0	0-0	6	4	2	0-0	0-0	4	3	1	0-0	0-0	0	0	0	0-0	0-0			
TOTALS	50	37	13	2-15	2-14	46	33	13	0-0	1-9	46	30	16	2-23	0-0	43	26	17	1-1	0-0			

2023 INDIVIDUAL LEADERS BY STATISTICAL CATEGORY

Category	Player	AFC Rank	AFC Leader	NFL Rank	NFL Leader
Scoring	Wil Lutz - 119	11th	Justin Tucker, Bal. - 147	20th	Brandon Aubrey, Dal. - 157
Rushing Yards	Javonte Williams - 774	17th	Derrick Henry, Ten. - 1,167	29th	Christian McCaffrey, S.F. - 1,459
Passing Yards	Russell Wilson - 3,070	9th	Tua Tagovailoa, Mia. - 4,624	19th	Tua Tagovailoa, Mia. - 4,624
Passer Rating	Russell Wilson - 98.0	5th	Lamar Jackson, Bal. - 102.7	8th	Brock Purdy, S.F. - 113.0
Receiving Yards	Courtland Sutton - 772	21st	Tyreek Hill, Mia. - 1,799	44th	Tyreek Hill, Mia. - 1,799
Receptions	Courtland Sutton - 59	T-26th	Tyreek Hill, Mia. - 119	T-57th	CeeDee Lamb, Dal. - 135
Gross Punting Avg	Riley Dixon - 46.3	13th	Ryan Stonehouse, Ten. - 53.1	24th	Ryan Stonehouse, Ten. - 53.1
Net Punting Avg	Riley Dixon - 42.3	7th	A.J. Cole, L.V. - 45.1	14th	A.J. Cole, L.V. - 45.1
Interceptions	Justin Simmons - 3	T-13th	Geno Stone, Bal. - 7	T-25th	Daron Bland, Dal. - 9
Sacks	Jonathon Cooper - 8.5	T-23rd	T.J. Watt, Pit. - 19.0	T-33rd	T.J. Watt, Pit. - 19.0
Kickoff Ret. Avg	Marvin Mims Jr. - 26.5	N/A	Xavier Gipson, NYJ - 23.2	N/A	Keisean Nixon, G.B. - 26.1
Punt Ret. Avg	Marvin Mims Jr. - 16.4	N/A	Derius Davis, LAC - 16.0	N/A	Derius Davis, LAC - 16.0

* - Kickoff and punt return avg. - 1.25 returns per game

2023 TEAM AFC AND NFL RANKINGS

OFFENSE

Category	Broncos Total	AFC Rank	AFC Leader	NFL Rank	NFL Leader
Points Per Game	21.0	10th	Miami - 29.2	19th	Dallas - 29.9
Total Yards Per Game	298.4	12th	Miami - 401.3	26th	Miami - 401.3
Yards Per Play	5.0	11th	Miami - 6.5	25th	San Francisco - 6.6
Rushing Yards Per Game	106.5	8th	Baltimore - 156.5	18th	Baltimore - 156.5
Net Passing Yds. Per Game	191.9	12th	Miami - 265.5	24th	Miami - 265.5
Interceptions Thrown (fewest)	9	T-4th	Baltimore - 7	T-4th	Baltimore - 7
First Downs Per Game	17.7	11th	Buffalo - 22.4	24th	Dallas - 22.6
Third-Down Efficiency	36.8%	9th	Buffalo - 49.8%	21st	Buffalo - 49.8%
Fourth-Down Efficiency	65.0%	1st	Denver - 65.0%	3rd	Philadelphia - 73.1%
Red-Zone Efficiency	50.9%	10th	Miami - 65.5%	20th	San Francisco - 67.2%
Kickoff Ret. Avg.	24.9	3rd	Houston - 26.7	8th	Houston - 26.7
Punt Ret. Avg.	16.3	1st	Denver - 16.3	1st	Denver - 16.3

DEFENSE

Category	Broncos Total	AFC Rank	AFC Leader	NFL Rank	NFL Leader
Points Per Game	24.3	15th	Baltimore - 16.5	27th	Baltimore - 16.5
Total Yards Per Game	370.8	15th	Cleveland - 270.2	29th	Cleveland - 270.2
Yards Per Play	5.8	15th	N.Y. Jets - 4.6	30th	N.Y. Jets - 4.6
Rushing Yards Per Game	137.1	16th	New England - 93.2	30th	Chicago - 86.4
Net Passing Yds. Per Game	233.6	12th	Cleveland - 164.7	22nd	Cleveland - 164.7
Interceptions (most)	11	12th	Three Teams - 18	T-19th	S.F./Chi. - 22
First Downs Per Game	20.5	15th	Cleveland - 14.9	26th	Cleveland - 14.9
Third-Down Efficiency	33.2%	2nd	Cleveland - 29.1%	2nd	Cleveland - 29.1%
Fourth-Down Efficiency	47.1%	8th	Cleveland - 40.0%	12th	Cleveland - 40.0%
Red-Zone Efficiency	57.6%	13th	Tennessee - 37.7%	22nd	Tennessee - 37.7%
Kickoff Ret. Avg.	21.5	6th	N.Y. Jets - 15.4	9th	N.Y. Jets - 15.4
Punt Ret. Avg.	6.3	1st	Denver - 6.3	2nd	New Orleans - 5.6

2023 TAKEAWAY CHART

Game	W/L	+/-	BRONCOS				OPPONENTS			
			INT	Fum.	Total	Pts.	INT	Fum.	Total	Pts.
vs. L.V. (9/10)	L	1	1	0	1	3	0	0	0	0
vs. Was. (9/17)	L	-2	0	0	0	0	1	1	2	8
at Mia. (9/24)	L	-3	0	0	0	0	1	2	3	21
at Chi. (10/1)	W	2	1	1	2	7	0	0	0	0
vs. NYJ (10/8)	L	-1	1	1	2	0	0	3	3	13
at K.C. (10/12)	L	-2	1	0	1	0	2	1	3	0
vs. G.B. (10/22)	W	1	1	0	1	0	0	0	0	0
vs. K.C. (10/29)	W	4	2	3	5	17	0	1	1	3
at Buf. (11/13)	W	3	2	2	4	6	0	1	1	7
vs. Min. (11/19)	W	3	1	2	3	9	0	0	0	0
vs. Cle. (11/26)	W	2	0	3	3	10	0	1	1	0
at Hou. (12/3)	L	-3	0	0	0	0	3	0	3	7
at LAC (12/10)	W	1	1	1	2	7	1	0	1	0
at Det. (12/16)	L	-1	0	0	0	0	0	1	1	0
vs. N.E. (12/24)	L	-1	0	1	1	0	0	2	2	7
vs. LAC (12/31)	W	1	0	1	1	3	0	0	0	0
at L.V. (1/7)	L	-1	0	0	0	0	1	0	1	0
TOTALS	8-9	+4	11	15	26	62	9	13	22	66

2023 SCORE BY PERIOD

Game	BRONCOS					OPPONENTS					Final	Record
	1	2	3	4	OT	1	2	3	4	OT		
vs. L.V. (9/10)	6	7	0	3	0	7	3	0	7	0	L, 16-17	0-1
vs. Was. (9/17)	14	7	3	9	0	3	11	7	14	0	L, 33-35	0-2
at Mia. (9/24)	7	6	0	7	0	14	21	14	21	0	L, 20-70	0-3
at Chi. (10/1)	7	0	7	17	0	0	21	7	0	0	W, 31-28	1-3
vs. NYJ (10/8)	7	6	0	8	0	5	3	10	13	0	L, 21-31	1-4
at K.C. (10/12)	0	0	0	8	0	3	10	3	3	0	L, 8-19	1-5
vs. G.B. (10/22)	3	6	7	3	0	0	0	10	7	0	W, 19-17	2-5
vs. K.C. (10/29)	7	7	0	10	0	3	6	0	0	0	W, 24-9	3-5
at Buf. (11/13)	3	12	0	9	0	0	8	7	7	0	W, 24-22	4-5
vs. Min. (11/19)	3	6	0	12	0	0	10	7	3	0	W, 21-20	5-5
vs. Cle. (11/26)	7	7	3	12	0	0	6	6	0	0	W, 29-12	6-5
at Hou. (12/3)	0	3	7	7	0	10	3	3	6	0	L, 17-22	6-6
at LAC (12/10)	7	3	7	7	0	0	0	0	7	0	W, 24-7	7-6
at Det. (12/16)	0	0	10	7	0	0	21	7	14	0	L, 17-42	7-7
vs. N.E. (12/24)	7	0	0	16	0	0	3	20	3	0	L, 23-26	7-8
vs. LAC (12/31)	3	10	0	3	0	0	3	3	3	0	W, 16-9	8-8
at L.V. (1/7)	0	7	0	7	0	7	10	0	10	0	L, 14-27	8-9
TOTALS	81	87	44	145	0	52	139	104	118	0		8-9

2023 TIME SPENT IN THE LEAD

Game	Result	LED		TIED		BEHIND	
vs. L.V. (9/10)	L, 16-17	23:38:00	39.4%	5:32:00	9.2%	30:50:00	51.4%
vs. Was. (9/17)	L, 33-35	28:13:00	47.0%	18:23:00	30.6%	13:25:00	22.4%
at Mia. (9/24)	L, 20-70	0:00:00	0.0%	1:23:00	2.3%	58:37:00	97.7%
at Chi. (10/1)	W, 31-28	7:01:00	11.7%	18:10:00	30.3%	34:49:00	58.0%
vs. NYJ (10/8)	L, 21-31	23:55:00	39.9%	3:41:00	6.1%	32:24:00	54.0%
at K.C. (10/12)	L, 8-19	0:00:00	0.0%	9:20:00	15.6%	50:40:00	84.4%
vs. G.B. (10/22)	W, 19-17	48:46:00	81.3%	6:33:00	10.9%	4:41:00	7.8%
vs. K.C. (10/29)	W, 24-9	52:56:00	88.2%	7:04:00	11.8%	0:00:00	0.0%
at Buf. (11/13)	W, 24-22	39:08:00	65.2%	18:57:00	31.6%	1:55:00	3.2%
vs. Min. (11/19)	W, 21-20	11:38:00	19.4%	4:32:00	7.6%	43:50:00	73.1%
vs. Cle. (11/26)	W, 29-12	53:14:00	88.7%	6:46:00	11.3%	0:00:00	0.0%
at Hou. (12/3)	L, 17-22	0:00:00	0.0%	4:49:00	8.0%	55:11:00	92.0%
at LAC (12/10)	W, 24-7	50:00:00	83.3%	10:00:00	16.7%	0:00:00	0.0%
at Det. (12/16)	L, 17-42	0:00:00	0.0%	17:29:00	29.1%	42:31:00	70.9%
vs. N.E. (12/24)	L, 23-26	25:27:00	42.4%	12:36:00	21.0%	21:57:00	36.6%
vs. LAC (12/31)	W, 16-9	45:49:00	76.4%	14:11:00	23.6%	0:00:00	0.0%
at L.V. (1/7)	L, 14-27	0:00:00	0.0%	16:41:00	27.8%	43:19:00	72.2%
TOTAL		409:45:00	40.2%	176:06:00	17.3%	434:09:00	42.6%
AVERAGE		24:06:11	40.2%	10:21:32	17.3%	25:32:18	42.6%

2023 GAME RECAPS





Raiders 17, Broncos 16

Sunday, Sept. 10, 2023 • 2:25 p.m. MDT • Empower Field at Mile High • Denver

WEATHER: Cloudy, 64°, Wind W 12 mph • **TIME:** 2:55 • **ATTENDANCE:** 76,299

The Denver Broncos fell to the Las Vegas Raiders in the 2023 NFL season opener by a score of 17-16.

QB Russell Wilson posted 177 passing yards on 27-of-34 (79.4%) passing with two touchdowns. His 27 completions were the second-most he's had in a single game as a member of the Broncos.

WR Courtland Sutton and WR Lil'Jordan Humphrey each caught five-yard touchdown passes, while RB Samaje Perine led the team in receiving with 37 yards on four catches (9.3 avg.). RB Javonte Williams also saw his first game action in almost a full calendar year, recording 13 rushes for 52 yards (4.0 avg.).

Defensively, ILB Alex Singleton led the team with eight tackles (four solo)—including one tackle for a loss—while S Kareem Jackson tallied his 21st career interception in the third quarter. CB Pat Surtain II meanwhile tallied a career-high three passes defended and added two solo tackles.

The Broncos began the game with an onside kick that was recovered by CB Tremon Smith, but an illegal touch prior to the ball traveling 10 yards gave the Raiders the ball and good starting field position. Las Vegas' first offensive drive of the season ended with a three-yard touchdown pass to Raiders WR Jakobi Meyers, giving them the 7-0 lead.

The Broncos promptly responded on their first offensive drive of the season, reaching the endzone on a 14-play, 86-yard drive. Wilson completed 7-of-8 passes for 68 yards on the series and capped it with a five-yard touchdown throw to Humphrey.

With Las Vegas leading 10-6 late in the second quarter, Denver marched down the field before halftime and scored a late touchdown with 12 seconds remaining in the half. It was a nine-play, 75-yard that ended with a five-yard pitch-and-catch score between Wilson and Sutton.

In the third quarter, Jackson picked off Raiders QB Jimmy Garoppolo, thwarting a scoring attempt by Las Vegas. Following a scoreless third quarter, Denver led Las Vegas 13-10 heading into the fourth frame.

To start the final quarter, the Broncos were forced to punt, but a roughing the punter call gave Denver the ball at the Raiders' 42-yard line. The Broncos capped the drive with a 24-yard field goal from K Will Lutz, putting the Broncos up 16-10 with under nine minutes remaining.

On the Raiders ensuing offensive drive, Garoppolo led the team on a six-play, 75-yard drive in 2:20, giving Las Vegas a one-point advantage. Meyers caught his second touchdown of the day, this one on a six-yard pass from Garoppolo.

With the game in the balance, the Raiders were able to convert a couple first downs in the final five minutes to seal the victory. An unnecessary roughness penalty and a third-and-seven conversion kept the Broncos from getting the ball back, dropping the team 0-1.

OFFICIALS:

Referee — Bill Vinovich (52); **Umpire** — Alex Moore (49); **Down Judge** — Dale Keller (129); **Line Judge** — Mark Perlman (9); **Field Judge** — Joe Blubaugh (57); **Side Judge** — Jimmy Buchanan (86); **Back Judge** — Jimmy Russell (82); **Replay** — Mark Butterworth (0)

DENVER BRONCOS

OFFENSE

- WR** 14 C. Sutton
- LT** 72 G. Bowles
- LG** 74 B. Powers
- C** 79 L. Cushmanberry
- RG** 77 Q. Meinerz
- RT** 69 M. McGlinchey
- TE** 82 A. Trautman
- TE** 80 G. Dulcich
- WR** 17 L. Humphrey
- QB** 3 R. Wilson
- RB** 33 J. Williams

DEFENSE

- WLB** 5 R. Gregory
- DE** 99 Z. Allen
- NT** 93 D. Jones
- DE** 92 J. Harris
- SLB** 0 J. Cooper
- ILB** 47 J. Jewell
- ILB** 49 A. Singleton
- LCB** 2 P. Surtain
- RCB** 27 D. Mathis
- RS** 22 K. Jackson
- LS** 31 J. Simmons

BRONCOS SUBSTITUTIONS: CB 1 T. Smith, P 9 R. Dixon, WR 13 P. Dorsett, K 16 W. Lutz, WR 19 M. Mims, FB 20 M. Burton, CB 21 E. Basseby, CB 23 F. Moreau, RB 25 S. Perine, S 30 C. Sterns, S 32 D. Turner-Yell, RB 38 J. McLaughlin, ILB 40 J. Strnad, OLB 41 D. Sanders, OLB 42 N. Bonitto, LS 48 M. Fraboni, OLB 55 F. Clark, C 60 L. Wattenberg, T 75 O. Bailey, TE 84 C. Manhart, WR 89 B. Johnson, DE 91 M. Henningsen, DL 95 E. Garcia, DL 98 M. Purcell **INACTIVE:** WR 10 J. Jedy, CB 29 J. Stidham, T 73 C. Fleming, WR 37 R. Moss, TE 45 N. Adkins, OLB 59 T. Incoom, C 76 A. Forsyth.

LAS VEGAS RAIDERS

OFFENSE

- WR** 16 J. Meyers
- LT** 74 K. Miller
- LG** 66 D. Parham
- C** 68 A. James
- RG** 70 G. Van Roten
- RT** 72 J. Eluemunor
- T** 77 T. Munford
- WR** 17 D. Adams
- QB** 10 J. Garoppolo
- FB** 45 J. Johnson
- RB** 8 J. Jacobs

DEFENSE

- DE** 98 M. Crosby
- DT** 91 B. Nichols
- DT** 95 J. Jenkins
- DT** 90 J. Tillery
- OLB** 41 R. Spillane
- MLB** 5 D. Deablo
- CB** 0 J. Bennett
- CB** 39 N. Hobbs
- CB** 24 M. Peters
- FS** 25 T. Meohrig
- SS** 1 M. Epps

RAIDERS SUBSTITUTIONS: K 2 D. Carlson, WR 3 D. Carter, P 6 A. Cole, QB 7 B. Hoyer, DE 9 T. Wilson, WR 13 H. Renfrow, S 20 I. Poia-Mao, CB 21 A. Robertson, RB 22 A. Abdullah, CB 23 D. Long, S 33 R. Teamer, RB 34 B. Bolden, RB 35 Z. White, LB 36 C. Bolton, LS 50 J. Bobenmoyer, DE 51 M. Koonce, LB 59 L. Masterson, G 61 J. Meredith, DT 69 A. Butler, TE 80 J. Horsted, TE 81 A. Hooper, WR 83 K. Wilkerson, TE 87 M. Mayer, DT 93 B. Young, DE 96 I. Rochell **INACTIVE:** T 71 J. Herron **INACTIVE:** QB 4 A. O'Connell, WR 11 T. Tucker, S 29 C. Smith, DE 55 C. Jones, LB 56 A. Burney, DT 99 N. Silvera.

		1	2	3	4	OT	TOTAL	FIELD GOALS (made () & missed)	
VISITOR	Las Vegas Raiders	7	3	0	7	0	17	D. Carlson (24)	
HOME	Denver Broncos	6	7	0	3	0	16	W. Lutz 55WR (24)	
Team	Qtr	Clock Time	PLAY DESCRIPTION (Extra Point) (Drive Info)				SCORE		
Raiders	1	9:28	J. Meyers 3 yd. pass from J. Garoppolo (D. Carlson kick) (10-44, 5:32)				7	0	
Broncos	1	0:44	L. Humphrey 5 yd. pass from R. Wilson (kick failed, wr) (14-86, 8:44)				7	6	
Raiders	2	10:54	D. Carlson 24 yd. Field Goal (10-70, 4:50)				10	6	
Broncos	2	0:12	C. Sutton 5 yd. pass from R. Wilson (W. Lutz kick) (9-75, 2:18)				10	13	
Broncos	4	8:54	W. Lutz 24 yd. Field Goal (16-75, 8:07)				10	16	
Raiders	4	6:34	J. Meyers 6 yd. pass from J. Garoppolo (D. Carlson kick) (6-75, 2:20)				17	16	

FINAL INDIVIDUAL STATISTICS																	
Denver Broncos							Las Vegas Raiders										
RUSHING	ATT	YDS	AVG	LG	TD		RUSHING	ATT	YDS	AVG	LG	TD					
J.Williams	13	52	4.0	11	0		J. Jacobs	19	48	2.5	7	0					
S.Perine	8	41	5.1	12	0		J. Garoppolo	9	11	1.2	8	0					
R.Wilson	1	1	1.0	1	0		Z. White	1	2	2.0	2	0					
TOTAL	22	94	4.3	12	0		TOTAL	29	61	2.1	8	0					
PASSING	ATT	CMP	YDS	TD	LG	IN	Rtg.	PASSING	ATT	CMP	YDS	TD	LG	IN	Rtg.		
R.Wilson	34	27	177	2/11	2	21	0	108.0	J. Garoppolo	26	20	200	0/0	2	21	1	107.9
TOTAL	34	27	177	2/11	2	21	0	108.0	TOTAL	28	23	195	2/18	2	38	0	119.5
PASS RECEIVING	TAR	NO	YDS	AVG	LG	TD		PASS RECEIVING	TAR	NO	YDS	AVG	LG	TD			
A. Trautman	5	5	34	6.8	15	0		J. Meyers	10	9	81	9.0	21	2			
S.Perine	4	4	37	9.3	20	0		D. Adams	9	6	66	11.0	18	0			
C.Sutton	5	4	32	8.0	15	1		J.Jacobs	3	2	23	11.5	19	0			
J.Williams	6	4	5	1.3	7	0		A. Hooper	1	1	20	20.0	20	0			
B. Johnson	3	2	31	15.5	21	0		Z. White	1	1	5	5.0	5	0			
G.Dulcich	2	2	22	11.0	13	0		D. Carter	1	1	5	5.0	5	0			
L. Humphrey	2	2	11	5.5	6	1		A. Abdullah	1	0	0	0.0	0	0			
M. Mims	2	2	9	4.5	5	0											
M. Burton	1	1	3	3.0	3	0											
J. McLaughlin	1	1	-7	-7.0	-7	0											
P. Dorsett	1	0	0	0.0	0	0											
TOTAL	32	27	177	6.6	21	2		TOTAL	26	20	200	10.0	21	2			
INTERCEPTIONS	NO	YDS	AVG	LG	TD			INTERCEPTIONS	NO	YDS	AVG	LG	TD				
K. Jackson	1	0	0.0	0	0	0											
TOTAL	1	0	0.0	0	0	0		TOTAL	0	0	0.0	0	0	0	0		
PUNTING	NO	YDS	AVG	NET	TB	IN20	LG	PUNTING	NO	YDS	AVG	NET	TB	IN20	LG		
R.Dixon	2	80	40.0	40.0	0	1	43	A. Cole	1	49	49.0	49.0	0	0	49		
TOTAL	2	80	40.0	40.0	0	1	43	TOTAL	1	49	49.0	49.0	0	0	49		
PUNT RETURNS	NO	YDS	AVG	FC	LG	TD		PUNT RETURNS	NO	YDS	AVG	FC	LG	TD			
M. Mims	0	0	0.0	1	0	0		[DOWNED]	1	0	0.0	0	0	0			
								[OUT OF BOUNDS]	1	0	0.0	0	0	0			
TOTAL	0	0	0.0	1	0	0		TOTAL	0	0	0.0	0	0	0			
KICKOFF RETURNS	NO	YDS	AVG	FC	LG	TD		KICKOFF RETURNS	NO	YDS	AVG	FC	LG	TD			
M.Mims	2	55	27.5	0	30	0		[DOWNED]	1	0	0.0	0	0	0			
[TOUCHBACK]	2	0	0.0	0	0	0		[TOUCHBACK]	3	0	0.0	0	0	0			
TOTAL	2	55	27.5	0	30	0		TOTAL	0	0	0.0	0	0	0			
Denver Broncos	Own		Opp.		Out		Las Vegas Raiders		Own		Opp.		Out				
FUMBLES	Fum	Lost	Rec.	Yds	TD	FF	Rec.	Yds	TD	Bnds	Fum	Lost	Rec.	Yds	TD	Bnds	
TOTAL	0	0	0	0	0	0	0	0	0	0	0	0	0	0	0	0	

FINAL TEAM STATISTICS																	
BRONCOS							RAIDERS										
TOTAL FIRST DOWNS	22						22						FGs - PATs Had Blocked	0-0		0-0	
By Rushing	5						5						Net Punting Average	40.0		49.0	
By Passing	11						11						TOTAL RETURN YARDAGE (Not Including Kickoffs)	0		0	
By Penalty	6						6						No. and Yards Punt Returns	0-0		0-0	
THIRD DOWN EFFICIENCY	5-11-45.5						5-11-45.5						No. and Yards Kickoff Returns	2-55		0-0	
FOURTH DOWN EFFICIENCY	0-0-0.0						1-1-100.0						No. and Yards Interception Returns	1-0		0-0	
TOTAL NET YARDS	260						261						PENALTIES Number and Yards	10-83		10-97	
Total Offensive Plays (inc. times thrown passing)	58						55						FUMBLES Number and Lost	0-0		1-0	
Average gain per offensive play	4.5						4.7						TOUCHDOWNS	2		2	
NET YARDS RUSHING	94						61						Rushing	2		2	
Total Rushing Plays	22						29						Passing	2		2	
Average gain per rushing play	4.3						2.1						EXTRA POINTS Made-Attempts	1-2		2-2	
Tackles for a loss-number and yards	2-3						1-3						Kicking Made-Attempts	1-2		2-2	
NET YARDS PASSING	166						200						FIELD GOALS Made-Attempts	1-2		1-1	
Times thrown - yards lost attempting to pass	2-11						0-0						RED ZONE EFFICIENCY	2-3-67		2-4-50	
Gross yards passing	177						200						GOAL TO GO EFFICIENCY	2-3-67		2-4-50	
PASS ATTEMPTS-COMPLETIONS-HAD INTERCEPTED	34-27-0						26-20-1						SAFETIES	0		0	
Avg gain per pass play (inc.# thrown passing)	4.6						7.7						FINAL SCORE	16		17	
KICKOFFS Number-In End Zone-Touchbacks	4-3-3						4-4-2						TIME OF POSSESSION	32:08		27:52	
PUNTS Number and Average	2-40.0						1-49.0										
Had Blocked	0						0										

BRONCOS DEFENSIVE STATISTICS																	
(Press Box Totals)																	
PLAYER	UT	A	TT	S-YDS	I	PD	FF	FR	PLAYER	UT	A	TT	S-YDS	I	PD	FF	FR
A. Singleton	4	4	8	0-0	0	1	0	0	P. Surtain	2	0	2	0-0	0	3	0	0
J. Jewell	1	5	6	0-0	0	0	0	0	F. Clark	2	0	2	0-0	0	0	0	0
D. Mathis	5	0	5	0-0	0	0	0	0	E. Bassegy	1	1	2	0-0	0	0	0	0
K. Allen	2	3	5	0-0	0	0	0	0	E. Garcia	0	2	2	0-0	0	0	0	0
K. Jackson	4	0	4	0-0	1	1	0	0	N. Bonitto	1	0	1	0-0	0	0	0	0
J. Simmons	3	1	4	0-0	0	0	0	0	M. Purcell	0	1	1	0-0	0	0	0	0
J. Harris	2	2	4	0-0	0	0	0	0	M. Henningsen	0	1	1	0-0	0	0	0	0
J. Cooper	2	1	3	0-0	0	0	0	0	R. Gregory	0	1	1	0-0	0	0	0	0
D. Jones	2	1	3	0-0	0	0	0	0	Team Totals	31	23	54	0-0	1	5	0	0



Commanders 35, Broncos 33

Sunday, Sept. 17, 2023 • 2:25 p.m. MDT • Empower Field at Mile High • Denver

WEATHER: Sunny, 81°, Wind E 5 mph • **TIME:** 3:19 • **ATTENDANCE:** 76,108

The Denver Broncos dropped their second straight game to start the 2023 season, falling to the Washington Commanders, 35-33.

QB Russell Wilson completed 18-of-32 passes for 308 yards with three touchdowns and registered a 107.3 passer rating in the game. Rookie WR Marvin Mims Jr. caught two passes for 113 yards (56.5 avg.) with his first career touchdown touchdown, while WR Brandon Johnson posted two catches of his own for 66 yards (33.0 avg.) with two scores.

S Justin Simmons led Denver's defense with 10 tackles, seven of which were of the solo variety. As a team, the Broncos collected four sacks (33 yds.), including two from OLB Jonathon Cooper, who tallied his second career multi-sack game.

At the outset of the contest, the Broncos' offense was clicking on all cylinders, scoring 21 of the first 24 points. RB Jaleel McLaughlin tallied the game's first touchdown on a five-yard rush, followed by receiving scores from Mims (60-yd. rec.) and Johnson (16-yd. rec.).

Prior to halftime, the Commanders were able to slice an 18-point deficit down to seven. Washington scored 11 unanswered points to close the first half, but Denver maintained a 21-14 advantage going into the break.

Less than four minutes into the start of the third quarter, the Commanders tied the game at 21 after Commanders QB Sam Howell connected with WR Terry McLaurin on a 30-yard touchdown pass. The Broncos regained the advantage though with just over two minutes to play in the third frame after a 31-yard field goal by K Wil Lutz, taking a 24-21 lead into the final quarter.

The first eight minutes of the fourth quarter belonged to Washington as the team recorded back-to-back touchdowns at the 13:25 and 7:11 mark. Commanders RB Brian Robinson scored both Washington touchdowns with rushes of two and 15 yards, respectively.

The Broncos, who lead by three to start the quarter, trailed 35-24 following consecutive scores by Washington. In total, the Commanders used a 32-3 run and turned an 18-point deficit into an 11-point lead.

With just under two minutes to play in the game, the Broncos trimmed the lead to eight, making it a one score game. Lutz knocked in his second field goal of the afternoon (32 yds.) which capped a 5:11 scoring drive by Denver.

Facing an eight-point deficit with under 50 seconds to play, the Broncos were tasked with scoring a touchdown and two-point conversion to tie the game. In an unbelievable finish, Denver engineered a seven-play, 87-yard drive in 48 seconds to score a touchdown.

On a Hail Mary attempt, the football was tipped a couple of times before it ultimately landed in the hands of Johnson. The tip drill was a success for the Broncos as Johnson collected the 50-yard heave and landed in the endzone for the score.

Needing the two-point conversion to tie the game, Wilson dropped back to pass, but the throw ultimately fell incomplete to conclude the game.

The Broncos lost a heartbreaker, 35-33, dropping the team to 0-2 in 2023.

OFFICIALS:

Referee — Brad Rogers (126); **Umpire** — Ramon George (128); **Down Judge** — Kent Payne (79); **Line Judge** — Kevin Coffey (16); **Field Judge** — Aaron Santi (50); **Side Judge** — Anthony Jeffrey (36); **Back Judge** — Tyree Walton (2); **Replay** — Durwood Manley (0)

DENVER BRONCOS

OFFENSE	DEFENSE
WR 17 L. Humphrey	DE 99 Z. Allen
WR 10 J. Jeudy	NT 93 D. Jones
LT 72 G. Bolles	DE 92 J. Harris
LG 74 B. Powers	SLB 0 J. Cooper
C 79 L. Cushenberry	OLB 5 R. Gregory
RG 77 Q. Meinerz	ILB 47 J. Jewell
RT 82 M. McGlinchey	CB 21 E. Basset
WR 14 C. Sutton	LCB 2 P. Surtain
WR 89 B. Johnson	RCB 27 D. Mathis
QB 3 R. Wilson	RS 22 K. Jackson
RB 33 J. Williams	LS 31 J. Simmons

BRONCOS SUBSTITUTIONS: CB 1 T.Smith, P 9 R.Dixon, K 16 W.Lutz, WR 19 M.Mims, FB 20 M.Burton, CB 23 F.Moreau, RB 25 S.Perine, CB 29 J.McMillian, S 32 D.Turner-Yell, RB 38 J.McLaughlin, RB 39 D.Washington, ILB 40 J.Strnad, OLB 41 D.Sanders, OLB 42 N.Bonitto, TE 45 N.Adkins, LS 48 M.Fraban, ILB 49 A.Singleton, OLB 59 T.Incom, C 60 L.Wattenberg, TE 75 Q.Bailey, TE 82 A.Trautman, TE 84 C.Manhertz, DE 91 M.Henningsen, DL 98 M.Purcell **DID NOT PLAY:** QB 4 J.Stidham, T 73 C.Fleming **INACTIVE:** S 34 J.Skinner, CB 37 R.Moss, OLB 55 F.Clark, C 76 A.Forsyth, DL 95 E.Garcia

WASHINGTON COMMANDERS

OFFENSE	DEFENSE
WR 1 J. Dotson	DE 90 M. Sweat
WR 4 C. Samuel	DT 94 D. Payne
TE 82 L. Thomas	DT 93 J. Allen
LT 72 C. Leno	DT 96 J. Smith-Williams
LG 77 S. Charles	OLB 52 J. Davis
C 63 N. Gates	MLB 57 C. Barton
RG 76 S. Cosmi	CB 29 K. Fuller
RT 71 A. Wylie	CB 25 B. St-Juste
WR 17 T. McLaurin	CB 13 E. Forbes
QB 14 S. Howell	SS 31 K. Curl
RB 8 B. Robinson	FS 22 D. Forrest

COMMANDERS SUBSTITUTIONS: WR 2 D.Brown, WR 3 B.Pringle, P 5 T.Way, K 6 J.Slye, RB 23 C.Rodriguez, RB 24 A.Gibson, CB 34 C.Holmes, S 35 P.Butler, CB 36 D.Johnson, S 39 J.Reaves, LB 47 K.Hudson, DE 50 A.Jones, LB 51 D.Mayo, C 53 R.Stromberg, LS 54 C.Cheeseman, C 69 T.Larsen, T 78 C.Lucas, WR 87 J.Crowder, TE 85 C.Turner, WR 86 M.Tinsley, TE 87 J.Bates, DT 91 J.Ridgeway, DL 92 A.Anderson, DE 95 C.Toohill, DE 99 C.Young **DID NOT PLAY:** QB 12 J.Brissett **INACTIVE:** DB 20 J.Martin, DE 55 K.Henry, T 73 T.Scott, G 75 C.Paul, TE 80 C.Hodges

						OT	TOTAL	FIELD GOALS (made () & missed)	
		1	2	3	4			J. Slye	49WR (44) (49) 59WR
VISITOR	Washington Commanders	3	11	7	14	0	35	W. Lutz	(31) (32)
HOME	Denver Broncos	14	7	3	9	0	33		

Team	Qtr	Clock Time	PLAY DESCRIPTION (Extra Point) (Drive Info)	SCORE	
				Visitor	Home
Broncos	1	6:14	J.McLaughlin 5 yd. run (W.Lutz kick) (7-61, 4:05)	0	7
Commanders	1	0:24	J.Slye 44 yd. Field Goal (11-50, 5:50)	3	7
Broncos	1	0:12	M.Mims 60 yd. pass from R.Wilson (W.Lutz kick) (1-75, 0:12)	3	14
Broncos	2	9:01	B.Johnson 16 yd. pass from R.Wilson (W.Lutz kick) (9-90, 5:01)	3	21
Commanders	2	1:47	L.Thomas 4 yd. pass from S.Howell (B.Robinson run) (9-49, 4:47)	11	21
Commanders	2	0:00	J.Slye 49 yd. Field Goal (8-46, 1:20)	14	21
Commanders	3	11:47	T.McLaurin 30 yd. pass from S.Howell (J.Slye kick) (5-57, 2:01)	21	21
Broncos	3	2:11	W.Lutz 31 yd. Field Goal (9-38, 5:21)	21	24
Commanders	4	13:25	B.Robinson 2 yd. run (J.Slye kick) (6-75, 3:46)	28	24
Commanders	4	7:11	B.Robinson 15 yd. run (J.Slye kick) (8-64, 5:11)	35	24
Broncos	4	1:50	W.Lutz 32 yd. Field Goal (15-61, 5:21)	35	27
Broncos	4	0:00	B.Johnson 50 yd. pass from R.Wilson (pass failed) (7-87, 0:48)	35	33

FINAL INDIVIDUAL STATISTICS

Denver Broncos											Washington Commanders										
RUSHING	ATT	YDS	AVG	LG	TD	RUSHING	ATT	YDS	AVG	LG	TD	RUSHING	ATT	YDS	AVG	LG	TD				
R. Wilson	6	56	9.3	15	0	B. Robinson	18	87	4.8	27	2	R. Wilson	32	18	308	7/31	3	60	1	107.3	
J. Williams	12	44	3.7	15	0	S. Howell	2	13	6.5	11	0	S. Howell	39	27	299	4/33	2	36	0	108.8	
M. Mims	2	10	5.0	8	0	C. Samuel	1	13	13.0	13	0	C. Samuel	39	27	299	4/33	2	36	0	108.8	
J. McLaughlin	1	5	5.0	5	1	A. Gibson	2	9	4.5	7	0	A. Gibson	39	27	299	4/33	2	36	0	108.8	
S. Perine	1	4	4.0	4	0																
M. Burton	1	3	3.0	3	0																
TOTAL	23	122	5.3	15	1	TOTAL	23	122	5.3	15	1	TOTAL	23	122	5.3	15	1	107.3			
PASSING											PASSING										
ATT	CMP	YDS	TD	LG	IN	Rtg.	ATT	CMP	YDS	TD	LG	IN	Rtg.	ATT	CMP	YDS	TD	LG	IN	Rtg.	
R. Wilson	32	18	308	7/31	3	60	1	107.3	S. Howell	39	27	299	4/33	2	36	0	108.8				
TOTAL	32	18	308	7/31	3	60	1	107.3	TOTAL	39	27	299	4/33	2	36	0	108.8				
PASS RECEIVING											PASS RECEIVING										
TAR	NO	YDS	AVG	LG	TD	TAR	NO	YDS	AVG	LG	TD	TAR	NO	YDS	AVG	LG	TD				
R. Sutton	7	5	66	13.2	21	0	T. McLaurin	6	5	54	10.8	30	1	J. Jewell	7	2	9	0-0			
J. J. Hardy	5	3	25	8.3	11	0	J. Bates	5	3	46	15.3	35	0	N. Bonitto	2	0	2	1-8			
S. Perine	4	3	20	6.7	9	0	A. Gibson	3	3	44	14.7	36	0	K. Jackson	2	0	2	0-0			
M. Mims	2	2	113	56.5	60	1	D. Brown	3	3	25	8.3	9	0	M. Henningsen	1	1	2	0-0			
B. Johnson	3	2	66	33.0	50	2	J. Dotson	5	3	22	7.3	18	0	Z. Allen	0	2	2	0-0			
J. Williams	3	2	14	7.0	9	0	C. Samuel	3	3	19	6.3	14	0	D. Turner-Yell	0	1	1	0-0			
L. Humphrey	2	1	4	4.0	4	0	B. Robinson	3	2	42	21.0	21	0	D. Jones	0	1	1	0-0			
A. Trautman	1	0	0	0.0	0	0	L. Thomas	3	2	22	11.0	18	1								
							C. Turner	2	2	21	10.5	12	0								
							B. Pringle	1	1	4	4.0	4	0								
TOTAL	27	18	308	17.1	60	3	TOTAL	34	27	299	11.1	36	2								
INTERCEPTIONS											INTERCEPTIONS										
NO	YDS	AVG	LG	TD	NO	YDS	AVG	LG	TD	NO	YDS	AVG	LG	TD							
	0	0	0.0	0	0	0	0	0	0	E. Forbes	1	3	3.0	3	0						
TOTAL	0	0	0.0	0	0	0	0	0	0	TOTAL	1	3	3.0	3	0						
PUNTING											PUNTING										
NO	YDS	AVG	NET	TB	IN20	LG	NO	YDS	AVG	NET	TB	IN20	LG								
R. Dixon	3	134	44.7	41.7	0	0	46	T. Way	3	168	56.0	41.0	0	2	66						
TOTAL	3	134	44.7	41.7	0	0	46	TOTAL	3	168	56.0	41.0	0	2	66						
PUNT RETURNS											PUNT RETURNS										
NO	YDS	AVG	FC	LG	TD	NO	YDS	AVG	FC	LG	TD										
M. Mims	1	45	45.0	1	45	0	0	J. Crowder	2	9	4.5	1	6	0							
[DOWNED]	1	0	0.0	0	0	0	0	TOTAL	2	9	4.5	1	6	0							
TOTAL	1	45	45.0	1	45	0	0														
KICKOFF RETURNS											KICKOFF RETURNS										
NO	YDS	AVG	FC	LG	TD	NO	YDS	AVG	FC	LG	TD										
[TOUCHBACK]	6	0	0.0	0	0	0	0	[TOUCHBACK]	5	0	0.0	0	0	0							
TOTAL	0	0	0.0	0	0	0	0	TOTAL	0	0	0.0	0	0	0							

Denver Broncos											Washington Commanders										
Fumbles	Fum	Lost	Rec.	Yds	TD	FF	Rec.	Yds	TD	Bnds	Fumbles	Fum	Lost	Rec.	Yds	TD	FF	Rec.	Yds	TD	Bnds
R. Wilson	1	1	0	0	0	0	0	0	0	0	E. Forbes	1	0	0	0	0	0	0	0	0	0
J. Cooper	0	0	0	0	0	1	0	0	0	0	S. Howell	1	0	0	0	0	0	0	0	0	0
											A. Wiley	0	0	1	0	0	0	0	0	0	0
											J. Davis	0	0	0	0	0	1	0	0	0	0
											C. Barton	0	0	0	0	0	0	1	5	0	0
TOTAL	1	1	0	0	0	1	0	0	0	0	TOTAL	2	0	1	0	0	1	1	5	0	1

FINAL TEAM STATISTICS

BRONCOS COMMANDERS											BRONCOS COMMANDERS										
TOTAL FIRST DOWNS	21					26					FGs - PATs Had Blocked	0-0					0-0				
By Rushing	10					11					Net Punting Average	41.7					41.0				
By Passing	11					11					TOTAL RETURN YARDAGE (Not Including Kickoffs)	45					12				
By Penalty	3					4					No. and Yards Punt Returns	1-45					2-9				
THIRD DOWN EFFICIENCY	4-12-33.3					3-10-30					No. and Yards Kickoff Returns	0-0					0-0				
FOURTH DOWN EFFICIENCY	2-2-100.0					1-1-100.0					No. and Yards Interception Returns	0-0					1-3				
TOTAL NET YARDS	399					388					PENALTIES Number and Yards	9-58					8-71				
Total Offensive Plays (inc. times thrown passing)	62					66					FUMBLES Number and Lost	1-1					2-0				
Average gain per offensive play	6.4					5.9					TOUCHDOWNS	4					4				
NET YARDS RUSHING	122					122					Rushing	1					2				
Total Rushing Plays	23					23					Passing	3					2				
Average gain per rushing play	5.3					5.3					EXTRA POINTS Made-Attempts	3-4					4-4				
Tackles for a loss-number and yards	1-2					2-7					Kicking Made-Attempts	3-3					3-3				
NET YARDS PASSING	277					266					FIELD GOALS Made-Attempts	2-2					2-4				
Times thrown - yards lost attempting to pass	7-31					4-33					RED ZONE EFFICIENCY	2-4-50					3-3-100				
Gross yards passing	308					299					GOAL TO GO EFFICIENCY	0-1-0					2-2-100				
PASS ATTEMPTS-COMPLETIONS-HAD INTERCEPTED	32-18-1					39-27-0					SAFETIES	0					0				
Avg gain per pass play (inc. # thrown passing)	7.1					6.2					FINAL SCORE	33					35				
KICKOFFS Number-In End Zone-Touchbacks	6-5-6					6-6-6					TIME OF POSSESSION	26:15					33:45				
PUNTS Number and Average	3-44.7					3-56.0															
Had Blocked	0					0															

BRONCOS DEFENSIVE STATISTICS

(Press Box Totals)

PLAYER	UT	A	TT	S-YDS	I	PD	FF	FR	PLAYER	UT	A	TT	S-YDS	I	PD	FF	FR
J. Simmons	7	3	10	0-0	0	0	0	0	E. Bassey	2	1	3	0-0	0	0	0	0
J. Jewell	7	2	9	0-0	0	1	0	0	N. Bonitto	2	0	2	1-8	0	0	0	0
J. Cooper	3	5	8	2-20	0	0	1	0	K. Jackson	2	0	2	0-0	0	0	0	0
D. Mathis	6	0	6	0-0	0	0	0	0	M. Henningsen	1	1	2	0-0	0	2	0	0
R. Gregory	3	2	5	1-5	0	1	0	0	Z. Allen	0	2	2	0-0	0	0	0	0
J. Harris	1	3	4	0-0	0	0	0	0	D. Turner-Yell	0	1	1	0-0	0	0	0	0
A. Singleton	3	0	3	0-0	0	0	0	0	D. Jones	0	1	1	0-0	0	0	0	0
P. Surtain	3	0	3	0-0	0	0	0	0	Team Totals	40	21	61	4-33	0	4	1	0



Dolphins 70, Broncos 20

Sunday, Sept. 24, 2023 • 1:00 p.m. EDT • Hard Rock Stadium • Miami

WEATHER: Partly Cloudy, 86°, Wind SSW 5 mph • **TIME:** 3:18 • **ATTENDANCE:** 65,522

The Denver Broncos dropped their third consecutive game to start the 2023 season, falling to the Miami Dolphins, 70-20, at Hard Rock Stadium.

Despite the loss, QB Russell Wilson had another quality performance, completing 23-of-38 passes (60.5%) for 306 yards with one touchdown and one interception (83.9 rig.). He threw for over 300 yards for the second straight game while throwing his sixth touchdown of the season.

WR Courtland Sutton, who was targeted 11 times, caught eight passes for 91 yards (11.4 avg.) with one touchdown, while WR Jerry Jeudy had five receptions for 81 yards (16.2 avg.). WR Marvin Mims Jr. nearly recorded 200 all-purpose yards, tallying 73 receiving yards to go along with 121 kickoff return yards.

As a team, the Dolphins registered 726 net yards in the game and averaged 10.2 yards per play. Dolphins QB Tua Tagovailoa threw four touchdowns while RBs DeVon Achane and Raheem Mostert combined for five scores on the ground.

In total, Miami collected 10 touchdowns and amassed the second-most points scored in a single game in league history. Washington scored 72 points against the N.Y. Giants on Nov. 27, 1966.

The Dolphins struck first in the game and took a 7-0 lead after Tagovailoa connected with WR Tyreek Hill on a 54-yard touchdown pass. Hill's receiving score capped a three-play, 75-yard drive that lasted one minute and 23 seconds.

Trailing 14-0, Denver tallied its first points of the game. Sutton caught a 12-yard pass from Wilson in the final 90 seconds of the first quarter, cutting the Broncos' deficit to 14-7.

In the second quarter, Miami scored three times on touchdowns from Achane (4-yard pass) and Mostert (20-yard rush, 3-yard rush). Denver kicked a pair of field goals in the frame, but trailed 35-13 at the half.

Mostert opened up the scoring in the second half, tallying his third touchdown of the game at that point. With 29 seconds remaining in the third, Mostert nabbed his fourth score on a 19-yard pass from Tagovailoa, giving the Dolphins a 49-13 lead heading in the fourth quarter.

Miami scored two touchdowns in the first six minutes of the fourth quarter to extend their lead to 50. Achane collected a 10-yard rush and WR Robbie Chosen hauled in a 68-yard pass.

Mims cut into the Dolphins lead and scored on a 99-yard kickoff return with 8:50 left to play. It marked the fifth-longest kickoff return for a touchdown in team history.

The final score of the day was a 67-yard rush by Achane, which was his second rushing touchdown of the contest and the game ended at 70-20.

OFFICIALS:

Referee — Clay Martin (19); **Umpire** — James Carter II (73); **Down Judge** — Jerod Phillips (6); **Line Judge** — Greg Bradley (98); **Field Judge** — Alonzo Ramsey III (80); **Side Judge** — Dave Hawkshaw (107); **Back Judge** — Greg Wilson (119); **Replay** — Brian Matoren (0)

DENVER BRONCOS

OFFENSE		DEFENSE	
WR 14 C. Sutton		DE 99 Z. Allen	
LT 82 A. Trautman		DT 93 D. Jones	
LT 72 G. Bolles		OLB 41 D. Sanders	
LG 74 B. Powers		OLB 0 J. Cooper	
C 79 L. Cushmanberry		OLB 5 R. Gregory	
RG 77 Q. Meinerz		ILB 47 J. Jewell	
RT 69 M. McGlinchey		ILB 49 A. Singleton	
TE 84 C. Manhertz		LCB 2 P. Surtain	
WR 10 J. Jeudy		RCB 27 D. Mathis	
QB 3 R. Wilson		RS 22 K. Jackson	
RB 33 J. Williams		LS 32 D. Turner-Yell	

BRONCOS SUBSTITUTIONS: CB 1 T. Smith, P 9 R. Dixon, K 16 W. Lutz, WR 17 L. Humphrey, WR 19 M. Mims, FB 20 M. Burton, CB 21 E. Bassegy, CB 23 F. Moreau, RB 25 S. Perine, CB 29 J. McMillian, CB 37 R. Moss, RB 38 J. McLaughlin, RB 39 D. Washington, ILB 40 J. Strnad, OLB 42 N. Bonitto, TE 45 N. Adkins, LS 48 M. Fraboni, OLB 59 T. Incom, C 60 L. Wattenberg, T 73 C. Fleming, T 75 Q. Bailey, WR 89 B. Johnson, DE 91 M. Henningsen, DL 92 J. Harris, DL 98 M. Purcell **DID NOT PLAY:** QB 4 J. Stidham **INACTIVE:** S 31 J. Simmons, S 34 J. Skinner, DE 51 R. Perkins, OLB 55 F. Clark, C 76 A. Forsyth, DL 95 E. Garcia.

MIAMI DOLPHINS

OFFENSE		DEFENSE	
WR 85 R. Cracraft		DT 94 C. Wilkins	
LT 72 T. Armstead		DT 98 R. Davis	
LG 77 I. Wynn		DT 92 Z. Sieler	
C 58 C. Williams		LB 15 J. Phillips	
RG 68 R. Hunt		LB 55 J. Baker	
RT 74 A. Jackson		LB 51 D. Long	
TE 81 D. Smythe		LB 2 B. Chubb	
WR 10 T. Hill		CB 25 X. Howard	
QB 1 T. Tagovailoa		CB 4 K. Kohou	
FB 30 A. Ingold		S 8 J. Holland	
RB 31 R. Mostert		S 21 D. Elliott	

DOLPHINS SUBSTITUTIONS: WR 0 B. Berrios, WR 3 R. Chosen, K 7 J. Sanders, CB 9 K. Joseph, WR 11 C. Wilson, QB 14 M. White, P 16 J. Bailey, CB 20 J. Bethel, DB 22 E. Campbell, RB 28 D. Achane, S 29 B. Jones, CB 30 E. Apple, CB 34 P. Nickerson, RB 35 C. Brooks, LB 49 C. Tindall, LB 43 A. Van Ginkel, LS 44 B. Ferguson, LB 45 D. Riley, LB 53 C. Goode, G 66 L. Cotton, T 70 K. Lamm, OL 74 L. Eichenberg, TE 89 J. Hill, DE 91 E. Ogbah, DT 93 D. Hand, DT 96 B. Pili **DID NOT PLAY:** N/A **INACTIVE:** 3QB 6 S. Thompson, WR 17 J. Waddle, WR 18 E. Ezukanma, CB 24 C. Smith, RB 26 S. Ahmed, T 71 K. Smith, 82 T. Kraft.

		1	2	3	4	OT	TOTAL		FIELD GOALS (made () & missed)
VISITOR	Denver Broncos	7	6	0	7	0	20		
HOME	Miami Dolphins	14	21	14	21	0	70		Lutz (31) (25)

Team	Qtr	Clock Time	PLAY DESCRIPTION (Extra Point) (Drive Info)	SCORE	
				Visitor	Home
Dolphins	1	13:37	T. Hill 54 yd. pass from T. Tagovailoa (J. Sanders kick) (3-75, 1:23)	0	7
Dolphins	1	6:31	D. Achane 8 yd. run (J. Sanders kick) (9-81, 5:33)	0	14
Broncos	1	1:12	C. Sutton 12 yd. pass from R. Wilson (W. Lutz kick) (10-75, 5:19)	7	14
Dolphins	2	10:16	D. Achane 4 yd. pass from T. Tagovailoa (J. Sanders kick) (11-75, 5:56)	7	21
Broncos	2	6:36	W. Lutz 31 yd. Field Goal (8-62, 3:40)	10	21
Dolphins	2	1:49	R. Mostert 20 yd. run (J. Sanders kick) (6-86, 1:20)	10	28
Dolphins	2	1:29	R. Mostert 3 yd. run (J. Sanders kick) (1-3, 0:04)	10	35
Broncos	2	0:03	W. Lutz 25 yd. Field Goal (9-68, 1:26)	13	35
Dolphins	3	7:48	R. Mostert 1 yd. run (J. Sanders kick) (11-90, 4:29)	13	42
Dolphins	3	0:29	R. Mostert 19 yd. pass from T. Tagovailoa (J. Sanders kick) (9-77, 4:44)	13	49
Dolphins	4	14:55	D. Achane 10 yd. pass from T. Tagovailoa (J. Sanders kick) (2-8, 0:20)	13	56
Dolphins	4	9:05	R. Chosen 68 yd. pass from M. White (J. Sanders kick) (3-68, 1:23)	13	63
Broncos	4	8:50	M. Mims 99 yd. kickoff return (W. Lutz kick) (0-0, 0:15)	20	63
Dolphins	4	8:01	D. Achane 67 yd. run (J. Sanders kick) (2-75, 0:49)	20	70

FINAL INDIVIDUAL STATISTICS

Denver Broncos										Miami Dolphins													
RUSHING	ATT	YDS	AVG	LG	TD	RUSHING	ATT	YDS	AVG	LG	TD	RUSHING	ATT	YDS	AVG	LG	TD						
J. Williams	11	42	3.8	16	0	D. Achane	18	203	11.3	67	2	J. Williams	5	15	3.0	7	0						
J. McLaughlin	5	15	3.0	7	0	R. Mostert	13	82	6.3	20	3	S. Perine	3	9	3.0	3	0						
S. Perine	3	9	3.0	3	0	C. Brooks	9	66	7.3	52	0	M. Mims	1	3	3.0	3	0						
M. Mims	1	3	3.0	3	0	A. Ingold	2	0	0.0	0	0	TOTAL	20	69	3.5	16	0						
TOTAL	20	69	3.5	16	0	M. White	1	-1	-1.0	-1	0	TOTAL	43	350	8.1	67	5						
PASSING	ATT	CMP	YDS	TKD/	YD	TD	LG	IN	Rtg.	PASSING	ATT	CMP	YDS	TKD/	YD	TD	LG	IN	Rtg.				
R. Wilson	38	23	306	1/12	1	46	1		83.9	T. Tagovailoa	26	23	309	0/0	4	54	0	155.8					
TOTAL	38	23	306	1/12	1	46	1		83.9	M. White	2	2	67	0/0	1	68	0	158.3					
PASS RECEIVING	TAR	NO	YDS	AVG	LG	TD	PASS RECEIVING	TAR	NO	YDS	AVG	LG	TD	PASS RECEIVING	TAR	NO	YDS	AVG	LG	TD			
C. Sutton	11	8	91	11.4	25	1	T. Hill	11	9	157	17.4	54	1	C. Sutton	7	5	81	16.2	46	0			
J. Jeudy	7	5	81	16.2	46	0	R. Mostert	7	7	60	8.6	19	1	M. Mims	5	3	73	24.3	38	0			
M. Mims	5	3	73	24.3	38	0	D. Achane	4	4	30	7.5	17	2	J. Williams	3	2	23	11.5	17	0			
J. Williams	3	2	23	11.5	17	0	B. Berrios	2	2	33	16.5	22	0	S. Perine	3	2	15	7.5	8	0			
S. Perine	3	2	15	7.5	8	0	R. Chosen	1	1	68	68.0	68	1	B. Johnson	3	2	12	6.0	8	0			
B. Johnson	3	2	12	6.0	8	0	D. Smythe	1	1	15	15.0	15	0	N. Adkins	1	1	11	11.0	11	0			
N. Adkins	1	1	11	11.0	11	0	R. Cracraft	1	1	13	13.0	13	0	A. Trautman	2	0	0	0.0	0	0			
A. Trautman	2	0	0	0.0	0	0	J. Hill	1	0	0	0.0	0	0	C. Manhartz	1	0	0	0.0	0	0			
C. Manhartz	1	0	0	0.0	0	0	TOTAL	28	25	376	15.0	68	5	TOTAL	36	23	306	13.3	46	1			
TOTAL	36	23	306	13.3	46	1	INTERCEPTIONS	NO	YDS	AVG	LG	TD	INTERCEPTIONS	NO	YDS	AVG	LG	TD					
INTERCEPTIONS	NO	YDS	AVG	LG	TD	INTERCEPTIONS	NO	YDS	AVG	LG	TD	INTERCEPTIONS	NO	YDS	AVG	LG	TD						
TOTAL	0	0	0.0	0	0	TOTAL	1	5	5.0	5	0	TOTAL	1	5	5.0	5	0						
PUNTING	NO	YDS	AVG	NET	TB	IN20	PUNTING	NO	YDS	AVG	NET	TB	IN20	PUNTING	NO	YDS	AVG	NET	TB	IN20			
R. Dixon	5	234	46.8	40.8	0	3	61	J. Bailey	1	48	48.0	48.0	0	48	R. Dixon	5	234	46.8	40.8	0	3		
TOTAL	5	234	46.8	40.8	0	3	61	TOTAL	1	48	48.0	48.0	0	48	TOTAL	5	234	46.8	40.8	0	3		
PUNT RETURNS	NO	YDS	AVG	FC	LG	TD	PUNT RETURNS	NO	YDS	AVG	FC	LG	TD	PUNT RETURNS	NO	YDS	AVG	FC	LG	TD			
M.Mims	0	0	0.0	1	0	0	B. Berrios	3	30	10.0	2	15	0	M.Mims	0	0	0.0	1	0	0			
TOTAL	0	0	0.0	1	0	0	TOTAL	3	30	10.0	2	15	0	TOTAL	0	0	0.0	1	0	0			
KICKOFF RETURNS	NO	YDS	AVG	FC	LG	TD	KICKOFF RETURNS	NO	YDS	AVG	FC	LG	TD	KICKOFF RETURNS	NO	YDS	AVG	FC	LG	TD			
M.Mims	2	121	60.5	0	99	1	[TOUCHBACK]	5	0	0.0	0	0	0	M.Mims	2	121	60.5	0	99	1			
[TOUCHBACK]	9	0	0.0	0	0	0	TOTAL	0	0	0.0	0	0	0	TOTAL	2	121	60.5	0	99	1			
TOTAL	2	121	60.5	0	99	1	TOTAL	0	0	0.0	0	0	0	TOTAL	2	121	60.5	0	99	1			
Denver Broncos	Fum	Lost	Own Rec.	Yds	TD	FF	Opp. Rec.	Yds	TD	Bnds	Out	Miami Dolphins	Fum	Lost	Own Rec.	Yds	TD	FF	Opp. Rec.	Yds	TD	Bnds	Out
C. Sutton	2	2	0	0	0	0	0	0	0	0	0	J. Holland	0	0	0	0	0	2	0	0	0	0	0
TOTAL	2	2	0	0	0	0	0	0	0	0	0	TOTAL	0	0	0	0	0	2	2	29	0	0	0

FINAL TEAM STATISTICS

	BRONCOS	DOLPHINS		BRONCOS	DOLPHINS
TOTAL FIRST DOWNS	16	30	FGs - PATs Had Blocked	0-0	0-0
By Rushing	2	12	Net Punting Average	40.8	48.0
By Passing	13	16	TOTAL RETURN YARDAGE (Not Including Kickoffs)	0	35
By Penalty	1	2	No. and Yards Punt Returns	0-0	3-30
THIRD DOWN EFFICIENCY	3-12-25.0	5-9-55.6	No. and Yards Kickoff Returns	2-121	0-0
FOURTH DOWN EFFICIENCY	0-1-0.0	1-3-33.3	No. and Yards Interception Returns	0-0	1-5
TOTAL NET YARDS	363	726	PENALTIES Number and Yards	7-46	6-55
Total Offensive Plays (inc. times thrown passing)	59	71	FUMBLES Number and Lost	2-2	0-0
Average gain per offensive play	6.2	10.2	TOUCHDOWNS	2	10
NET YARDS RUSHING	69	350	Rushing	0	5
Total Rushing Plays	20	43	Passing	1	5
Average gain per rushing play	3.5	8.1	EXTRA POINTS Made-Attempts	2-2	10-10
Tackles for a loss-number and yards	3-7	5-13	Kicking Made-Attempts	2-2	10-10
NET YARDS PASSING	294	376	FIELD GOALS Made-Attempts	2-2	0-0
Times thrown - yards lost attempting to pass	1-12	0-0	RED ZONE EFFICIENCY	1-4-25	6-6-100
Gross yards passing	306	376	GOAL TO GO EFFICIENCY	0-2-0	4-4-100
PASS ATTEMPTS-COMPLETIONS-HAD INTERCEPTED	38-23-1	28-25-0	SAFETIES	0	0
Avg gain per pass play (inc.# thrown passing)	7.5	13.4	FINAL SCORE	20	70
KICKOFFS Number-In End Zone-Touchbacks	5-5-5	11-10-9	TIME OF POSSESSION	26:39	33:21
PUNTS Number and Average	5-6-8	1-48-0			
Had Blocked	0	0			

BRONCOS DEFENSIVE STATISTICS

(Press Box Totals)

PLAYER	UT	A	TT	S-YDS	I	PD	FF	FR	PLAYER	UT	A	TT	S-YDS	I	PD	FF	FR
D. Turner-Yell	8	3	11	0-0	0	0	0	0	J. Harris	2	3	5	0-0	0	0	0	0
A. Singleton	5	4	9	0-0	0	0	0	0	E. Bassey	3	1	4	0-0	0	0	0	0
K. Jackson	4	3	7	0-0	0	0	0	0	J. Jewell	2	2	4	0-0	0	0	0	0
Z. Allen	3	4	7	0-0	0	0	0	0	D. Jones	2	0	2	0-0	0	0	0	0
N. Bonitto	5	1	6	0-0	0	0	0	0	M. Purcell	0	2	2	0-0	0	0	0	0
J. Cooper	4	2	6	0-0	0	0	0	0	T. Incoom	1	0	1	0-0	0	0	0	0
P. Surtain	4	1	5	0-0	0	0	0	0	D. Sanders	0	1	1	0-0	0	0	0	0
D. Matthis	4	1	5	0-0	0	0	0	0	Team Totals	47	28	75	0-0	0	0	0	0



Broncos 31, Bears 28

Sunday, Oct. 1, 2023 • 12:00 p.m. CDT • Soldier Field • Chicago

WEATHER: Sunny, 80°, Wind SSE 2 mph • **TIME:** 2:55 **ATTENDANCE:** 62,220

The Denver Broncos secured their first win of the season, completing a 21-point comeback to defeat the Chicago Bears, 31-28, in Week 4 at Soldier Field. The 21-point comeback is tied for the fourth-largest deficit Denver has erased to win a game.

QB Russell Wilson fueled the team's comeback, helping the team score 17 of its final 24 points in the game. In total, Wilson completed 21-of-28 passes for 223 yards with three touchdowns and zero interceptions (133.5 rtg.).

WR Courtland Sutton (13-yd. reception) and WR Brandon Johnson (4-yd. reception) tallied their third receiving scores of the season, while RB Jaleel McLaughlin (18-yd. reception) recorded his first career receiving touchdown.

For the third time in four games this season, Denver scored on its first offensive possession of the contest. Wilson and McLaughlin connected on an 18-yard touchdown pass, capping an 11-play, 84-yard drive to give the Broncos a 7-0 lead.

The Bears, however, responded in kind, using a nine-play, 75-yard drive on the ensuing possession to even the score at seven apiece. Bears QB Justin Fields hit WR D.J. Moore on a 29-yard touchdown pass that was reviewed and ultimately upheld.

Chicago scored three touchdowns in the second quarter, as Fields hit TE Cole Kmet on a 22-yard and three-yard pass at the 11:44 and 6:08 mark, respectively.

Both Wilson and Fields produced stellar first-half performances and combined for four touchdowns and just two incompletions in the opening 30 minutes. With Chicago outscoring Denver 21-0 in the second quarter, the Broncos trailed 21-7 at the half.

After a three-and-out by Denver to start the third quarter, the Bears began their first drive of the second half at their own 34-yard line. Using a 15-play, 66-yard drive that chewed up nearly 10 minutes on the clock, Chicago tallied the first points of the second half and went up 28-7 following a two-yard touchdown pass from Fields to RB Khalil Herbert.

Trailing by three scores with just over four minutes to play in the third quarter, Denver responded with a touchdown in the closing seconds of the frame. The Broncos marched down the field and concluded a nearly four-minute drive with a four-yard score from Wilson to Johnson.

Faced with a 28-14 deficit with 15 minutes remaining in the game, Denver outscored the Bears 17-0 in the fourth quarter. Wilson and Sutton connected on a 13-yard touchdown pass and the defense collected a timely strip-sack fumble and returned it 35 yards to even the game at 28.

After a turnover on downs by the Bears, Denver marched 48 yards and ended their final offensive drive with a successful 51-yard field goal by K Wil Lutz to take a 31-28 advantage. The Broncos sealed the game with an interception by S Kareem Jackson with 38 seconds to play, giving Denver its first win in the 2023 season.

OFFICIALS:

Referee — Carl Cheffers (51); **Umpire** — Brandon Cruse (22); **Down Judge** — Mike Carr (63); **Line Judge** — Thomas Eaton (87); **Field Judge** — Nathan Jones (33); **Side Judge** — Eugene Hall (103); **Back Judge** — Martin Hankins (133); **Replay** — Kevin Brown (0)

DENVER BRONCOS

OFFENSE

WR 14 C. Sutton
WR 17 L. Humphrey
LT 72 G. Bolles
LG 74 B. Powers
C 79 L. Cushmanberry
RG 77 Q. Meinerz
RT 69 M. McGlinchey
TE 82 A. Trautman
WR 19 M. Mims
QB 3 R. Wilson
RB 33 J. Williams

DEFENSE

DE 99 Z. Allen
DT 93 D. Jones
DL 92 J. Harris
OLB 0 J. Cooper
OLB 42 N. Bonitto
ILB 49 A. Singleton
OLB 41 D. Sanders
CB 2 P. Surtain
CB 27 D. Mathis
S 22 K. Jackson
S 32 D. Turner-Yell

BRONCOS SUBSTITUTIONS: CB 1 T.Smith, OLB 5 R.Gregory, P 9 R.Dixon, WR 10 J.Jeudy, K 16 W.Lutz, FB 20 M.Burton, CB 21 E.Bassey, CB 23 F.Moreau, RB 25 S.Perine, CB 29 J.McMillian, CB 37 R.Moss, RB 38 J.McLaughlin, RB 39 D.Washington, ILB 40 J.Strnad, TE 45 N.Adkins, LS 48 M.Fraboni, LB 57 B.Niemann, OLB 59 T.Incom, C 60 L.Wattenberg, T 75 Q.Bailey, TE 84 C.Manhertz, WR 89 B.Johnson, DE 91 M.Henningsen, DL 95 E.Garcia **DID NOT PLAY:** QB 4 J.Stidham, T 73 C.Fleming **INACTIVE:** S 31 J.Simmons, S 34 J.Skinner, ILB 47 J.Jewell, DE 51 R.Perkins, OLB 55 F.Clark, C 76 A.Forsyth, DL 98 M.Purcell.

CHICAGO BEARS

OFFENSE

WR 2 D. Moore
WR 11 D. Mooney
LT 75 L. Borom
LG 65 C. Whitehair
C 62 L. Patrick
RG 64 N. Davis
RT 58 D. Wright
TE 85 C. Kmet
TE 18 R. Tonyan
QB 1 J. Fields
RB 24 K. Herbert

DEFENSE

DL 95 D. Walker
DT 93 Ju. Jones
DT 97 A. Billings
DE 91 Y. Ngakoue
LB 53 T. Edwards
LB 49 T. Edmunds
LB 57 J. Sanborn
DB 29 T. Stevenson
DB 32 T. Smith
S 9 J. Brisker
S 22 E. Hicks

BEARS SUBSTITUTIONS: K 8 C.Santos, WR 12 V.Jones, WR 13 T.Scott, WR 15 T.Taylor, P 16 T.Gill, WR 19 E.St. Brown, RB 20 T.Homer, RB 23 R.Johnson, DB 26 Q.Johnson, DB 27 G.Stroman, DB 30 J.Williams, DB 31 Ja.Jones, FB 35 K.Blasingame, LB 44 N.Sewell, LS 48 P.Scales, LB 55 D.Cole, OL 67 D.Feeney, OL 69 J.Carter, TE 84 M.Lewis, DL 90 D.Robinson, DL 94 R.Green, DL 96 Z.Pickens, DL 99 G.Dexter **DID NOT PLAY:** QB 17 T.Bagert, DB 38 A.Thomas, OL 74 A.Collins **INACTIVE:** DB 4 E.Jackson, WR 10 C.Claypool, 3QB 14 N.Peterman, RB 21 D.Foreman, DB 33 J.Johnson.

		1	2	3	4	OT	TOTAL	FIELD GOALS (made () & missed)
VISITOR	Denver Broncos	7	0	7	17	0	31	Lutz (51)
HOME	Chicago Bears	0	21	7	0	0	28	Santos

Team	Qtr	Clock Time	PLAY DESCRIPTION (Extra Point) (Drive Info)	SCORE	
				Visitor	Home
Broncos	1	5:08	J.McLaughlin 18 yd. pass from R.Wilson (W.Lutz kick) (11-84, 6:12)	7	0
Bears	2	14:53	D.Moore 29 yd. pass from J.Fields (C.Santos kick) (9-75, 5:15)	7	7
Bears	2	11:44	C.Kmet 22 yd. pass from J.Fields (C.Santos kick) (3-44, 1:16)	7	14
Bears	2	6:08	C.Kmet 3 yd. pass from J.Fields (C.Santos kick) (5-85, 2:27)	7	21
Bears	3	4:11	K.Herbert 2 yd. pass from J.Fields (C.Santos kick) (15-66, 9:26)	7	28
Broncos	3	0:14	B.Johnson 4 yd. pass from R.Wilson (W.Lutz kick) (7-75, 3:57)	14	28
Broncos	4	9:36	C.Sutton 13 yd. pass from R.Wilson (W.Lutz kick) (10-66, 4:20)	21	28
Broncos	4	6:55	J.Cooper 35 yd. fumble return (W.Lutz kick)	28	28
Broncos	4	1:46	W.Lutz 51 yd. Field Goal (5-48, 1:06)	31	28

FINAL INDIVIDUAL STATISTICS

Denver Broncos											Chicago Bears													
RUSHING	ATT	YDS	AVG	LG	TD	RUSHING	ATT	YDS	AVG	LG	TD	RUSHING	ATT	YDS	AVG	LG	TD							
J. McLaughlin	7	72	10.3	31	0	K. Herbert	18	103	5.7	24	0	J. Fields	4	25	6.3	20	0							
R. Wilson	4	13	3.3	10	0	T. Scott	2	19	9.5	11	0	R. Johnson	5	13	2.6	7	0							
S. Perine	6	12	2.0	5	0	V. Jones	1	10	10.0	10	0	C. Kmet	1	1	1.0	1	0							
J. Williams	2	0	0.0	1	0																			
TOTAL	19	97	5.1	31	0	TOTAL	31	171	5.5	24	0													
PASSING											PASSING													
ATT	CMP	YDS	TKD/YD	TD	LG	IN	Rtg.	ATT	CMP	YDS	TKD/YD	TD	LG	IN	Rtg.	ATT	CMP	YDS	TKD/YD	TD	LG	IN	Rtg.	
R. Wilson	28	21	223	1/9	3	48	0	133.5	J. Fields	35	28	335	4/35	4	29	1	132.7							
TOTAL	28	21	223	1/9	3	48	0	133.5	TOTAL	35	28	335	4/35	4	29	1	132.7							
PASS RECEIVING											PASS RECEIVING													
TAR	NO	YDS	AVG	LG	TD	TAR	NO	YDS	AVG	LG	TD	TAR	NO	YDS	AVG	LG	TD							
J. Jeudy	5	3	52	17.3	25	0	D. Moore	9	8	131	16.4	29	1	132.7										
J. McLaughlin	3	3	32	10.7	18	1	C. Kmet	9	7	85	12.1	22	2	132.7										
C. Sutton	5	3	27	9.0	13	1	D. Moore	4	4	51	12.8	17	0	132.7										
J. Williams	3	3	9	3.0	4	0	K. Herbert	5	4	19	4.8	10	1	132.7										
M. Mims	2	2	47	23.5	48	0	R. Tonyan	2	2	18	9.0	9	0	132.7										
S. Perine	2	2	23	11.5	12	0	E. St. Brown	1	1	21	21.0	21	0	132.7										
N. Adkins	2	2	8	4.0	6	0	M. Lewis	1	1	8	8.0	8	0	132.7										
L. Humphrey	1	1	11	11.0	11	0	R. Johnson	1	1	2	2.0	2	0	132.7										
C. Manhertz	1	1	10	10.0	10	0																		
B. Johnson	1	1	4	4.0	4	1																		
A. Trautman	1	0	0	0.0	0	0																		
TOTAL	26	21	223	10.6	48	3	TOTAL	32	28	335	12.0	29	4	132.7										
INTERCEPTIONS											INTERCEPTIONS													
NO	YDS	AVG	LG	TD	NO	YDS	AVG	LG	TD	NO	YDS	AVG	LG	TD										
K. JACKSON	1	5	5.0	5	0																			
TOTAL	1	5	5.0	5	0	TOTAL	0	0	0.0	0	0	0	0	0										
PUNTING											PUNTING													
NO	YDS	AVG	NET	TB	IN20	LG	NO	YDS	AVG	NET	TB	IN20	LG											
R. Dixon	4	163	40.8	38.8	0	2	45	T. Gill	2	90	45.0	32.5	0	1										
TOTAL	4	163	40.8	38.8	0	2	45	TOTAL	2	90	45.0	32.5	0	1										
PUNT RETURNS											PUNT RETURNS													
NO	YDS	AVG	FC	LG	TD	NO	YDS	AVG	FC	LG	TD													
M. Mims	1	25	25.0	1	25	0	T. Taylor	1	8	8.0	3	8	0											
TOTAL	1	25	25.0	1	25	0	TOTAL	1	8	8.0	3	8	0											
KICKOFF RETURNS											KICKOFF RETURNS													
NO	YDS	AVG	FC	LG	TD	NO	YDS	AVG	FC	LG	TD													
M. Mims	1	0	0.0	0	0	0	[TOUCHBACK]	6	0	0.0	0	0	0											
[TOUCHBACK]	4	0	0.0	0	0	0																		
TOTAL	1	0	0.0	0	0	0	TOTAL	0	0	0.0	0	0	0											
Denver Broncos											Chicago Bears													
FUM	LOST	OWN	Yds	TD	FF	Rec.	Yds	TD	Bnds	FUM	LOST	OWN	Yds	TD	FF	Rec.	Yds	TD	Bnds					
N. Bonitto	0	0	0	0	0	1	0	0	0	J. Fields	1	1	0	0	0	0	0	0	0					
J. Cooper	0	0	0	0	0	1	35	1	0															
TOTAL	0	0	0	0	0	1	1	35	1	0	1	1	0	0	0	0	0	0	0					

FINAL TEAM STATISTICS

BRONCOS										BEARS																														
TOTAL FIRST DOWNS																				17	26	FGs - PATs Had Blocked																	0-0	0-0
By Rushing																				6	7	Net Punting Average																	38.8	32.5
By Passing																				9	17	TOTAL RETURN YARDAGE (Not Including Kickoffs)																	30	8
By Penalty																				2	2	No. and Yards Punt Returns																	1-25	1-8
THIRD DOWN EFFICIENCY																				6-11-54.5	6-12-50.0	No. and Yards Kickoff Returns																	1-0	0-0
FOURTH DOWN EFFICIENCY																				0-0-0	1-3-33.3	No. and Yards Interception Returns																	1-5	0-0
TOTAL NET YARDS																				311	471	PENALTIES Number and Yards																	7-39	10-91
TOTAL OFFENSIVE PLAYS (inc. times thrown passing)																				48	70	FUMBLES Number and Lost																	0-0	1-1
Average gain per offensive play																				6.5	6.7	TOUCHDOWNS																	4	4
NET YARDS RUSHING																				97	171	Rushing																	0	0
Total Rushing Plays																				19	31	Passing																	3	4
Average gain per rushing play																				5.1	5.5	EXTRA POINTS Made-Attempts																	4-4	4-4
Tackles for a loss-number and yards																				3-3	1-1	Kicking Made-Attempts																	1-1	4-4
NET YARDS PASSING																				214	300	FIELD GOALS Made-Attempts																	4-4	0-0
Times thrown - yards lost attempting to pass																				4-35	1-0	RED ZONE EFFICIENCY																	3-100	2-3-67
Gross yards passing																				223	335	GOAL TO GO EFFICIENCY																	1-1-100	2-2-100
PASS ATTEMPTS-COMPLETIONS-HAD INTERCEPTED																				28-21-0	35-28-1	SAFETIES																	0	0
Avg gain per pass play (inc.# thrown passing)																				7.4	7.7	FINAL SCORE																	31	28
KICKOFFS Number-In End Zone-Touchbacks																				6-6-6	5-5-4	TIME OF POSSESSION																	26:11	33:49
PUNTS Number and Average																				4-40.8	2-45.0																			
Had Blocked																				0	0																			

BRONCOS DEFENSIVE STATISTICS

(Press Box Totals)

PLAYER	UT	A	TT	S-YDS	I	PD	FF	FR	PLAYER	UT	A	TT	S-YDS	I	PD	FF	FR
A. Singleton	4	8	12	0-0	0	0	0	0	Z. Allen	0	4	4	0.5-4	0	0	0	0
D. Turner-Yell	9	0	9	0-0	0	1	0	0	P. Surtain	3	0	3	0-0	0	2	0	0
K. Jackson	6	2	8	0-0	1	1	0	0	J. Harris	2	1	3	0-0	0	0	0	0
D. Sanders	5	2	7	0-0	0	0	0	0	R. Gregory	1	2	3	0-0	0	0	0	0
D. Mathis	5	1	6	0-0	0	0	0	0	M. Henningsen	1	0	1	0-0	0	0	0	0
J. McMillian	3	3	6	0-0	0	0	0	0	E. Garcia	0	1	1	0-0	0	0	0	0
J. Cooper	2	3	5	1-6	0	0	0	1	Team Totals	48	28	76	4-35	1	4	1	1
D. Jones	4	0	4	0-0	0	0	0	0									
N. Bonitto	3	1	4	2.5-25	0	0	1	0									



Jets 31, Broncos 21

Sunday, Oct. 8, 2023 • 2:25 p.m. MDT • Empower Field at Mile High • Denver

WEATHER: Sunny, 73°, Wind S 9 mph • **TIME:** 3:03 • **ATTENDANCE:** 76,387

The Denver Broncos dropped their second-consecutive head-to-head game against the Jets, losing 31-21 in Week 5 at Empower Field at Mile High.

For the fourth time in five games, QB Russell Wilson threw for multiple touchdowns while tallying a 100+ passer rating. He completed 20-of-31 passes for 196 yards and added seven rushes for 49 yards (6.6 avg.) in the contest.

RB Jaleel McLaughlin collected 89 scrimmage yards (68 rushing, 21 receiving) with a 22-yard touchdown, while RB Samajie Perine totaled a team-high 73 receiving yards on four receptions (18.3 avg.) to go along with 22 yards on the ground.

After the Broncos forced a three-and-out on the game's opening drive, the Jets re-gained possession following a muffed punt by WR Marvin Mims. Denver's defense held strong and limited the Jets to a field goal despite beginning the drive on the DEN 20.

Trailing 3-0 with the offense on the field for the first time, the Broncos used a six-play, 75-yard touchdown drive to collect their first points of the contest. McLaughlin scored on a 22-yard screen pass from Wilson, giving Denver an opening-drive touchdown for the fourth time in five games this season.

Following an intentional grounding penalty and a safety, the Broncos and Jets traded field goals for the remainder of the first half. K Wil Lutz connected on attempts from 23 and 22 yards, respectively, while K Greg Zuerlein knocked in a 30-yard try.

Trying to score before the conclusion of the first half, the Jets drove down the field and reached the DEN 8 on a five-yard pass to TE C.J. Uzomah. With no timeouts remaining, the Jets couldn't snap the ball for the expiration of the first half, giving the Broncos a 13-8 lead at the intermission.

On the first drive of the third quarter, the Jets forced Denver into a three-and-out. On New York's first play of the half, RB Brecee Hall gave his team a 15-13 lead on a 72-yard touchdown run.

The Jets scored 16 unanswered points to start the second half and eventually went up 24-13. Following Hall's touchdown run, the Jets made three straight field goals from 26, 27 and 22 yards.

With 7:27 left to play in the game, the Broncos drove 75 yards and capped a seven-play drive with a three-yard score from Wilson to TE Adam Trautman. Denver's ensuing two point conversion try was successful as FB Michael Burton found the end zone to make it a 24-21 game.

Needing a stop, the Broncos' defense came up big as CB Pat Surtain II tallied his first interception of the season as the Jets were driving. On Denver's ensuing possession, the Jets thwarted their quest for a game-winning score as Jets DT Quinnen Williams sacked Wilson and forced a fumble that was returned for a touchdown.

The score gave the Jets a 31-21 lead and dropped the Broncos to 1-4 to start the 2023 season and 0-3 at home.

OFFICIALS:

Referee — John Hussey (35); **Umpire** — Carl Paganelli (124); **Down Judge** — Jay Bilbo (84); **Line Judge** — Carl Johnson (101); **Field Judge** — Anthony Flemming (90); **Side Judge** — Allen Baynes (56); **Back Judge** — Matt Edwards (96); **Replay** — James Nicholson

DENVER BRONCOS

OFFENSE	DEFENSE
WR 10 J. Jeudy	DE 99 Z. Allen
WR 14 C. Sutton	DT 93 D. Jones
LT 72 G. Bolles	DL 92 J. Harris
LG 74 B. Powers	SLB 0 J. Cooper
C 79 L. Cushmanberry	OLB 42 N. Bonitto
RG 77 Q. Meinerz	ILB 47 J. Jewell
RT 69 M. McGlinchey	ILB 49 A. Singleton
WR 17 L. Humphrey	CB 2 P. Surtain
WR 19 M. Mims	CB 27 D. Mathis
QB 3 R. Wilson	S 22 K. Jackson
RB 25 S. Perine	S 31 J. Simmons

BRONCOS SUBSTITUTIONS: CB 1 T.Smith, S 6 P.Locke, P 9 R.Dixon, K 16 W.Lutz, FB 20 M.Burton, CB 29 J.McMillian, S 32 D.Turner-Yell, CB 37 R.Moss, RB 38 J.McLaughlin, RB 39 D.Washington, ILB 40 J.Strnad, ILB 41 D.Sanders, TE 45 N.Adkins, LS 48 M.Fraboni, DE 51 R.Perkins, OLB 55 F.Clark, C 60 L.Wattenberg, T 75 Q.Bailey, TE 82 A.Trautman, DL 95 E.Garcia, DL 98 M.Purcell **DID NOT PLAY:** QB 4 J.Stidham, T 73 C.Fleming **INACTIVE:** CB 23 F.Moreau, RB 33 J.Williams, S 34 J.Skinner, OLB 59 T.Incoom, C 76 A.Forsyth.

NEW YORK JETS

OFFENSE	DEFENSE
TE 83 T. Conklin	LB 11 J. Johnson
LT 77 M. Becton	DL 95 Q. Williams
LG 78 L. Tomlinson	DL 70 Q. Jefferson
C 60 C. McGovern	DL 91 J. Franklin-Myers
RG 66 J. Tippmann	LB 57 C. Mosley
RT 75 A. Vera-Tucker	LB 56 Qu. Williams
WR 10 A. Lazarid	CB 30 M. Carter
WR 17 G. Wilson	CB 1 A. Gardner
QB 2 Z. Wilson	CB 37 Bry. Hall
FB 48 N. Bowden	S 3 J. Whitehead
RB 20 Bre. Hall	S 22 T. Adams

JETS SUBSTITUTIONS: S 0 A.Amos, P 5 T.Morstead, K 9 G.Zuerlein, WR 18 R.Cobb, WR 19 I.Charles, S 21 A.Davis, CB 31 C.James, RB 32 Mi.Carter, RB 33 D.Cook, CB 34 J.Hardee, LS 42 T.Hennessy, LB 44 J.Sherwood, LB 47 B.Huff, LB 52 S.Eguavoen, T 54 B.Turner, LB 55 C.Surratt, OL 61 M.Mitchell, OL 71 W.Schweitzer, DL 72 M.Clemens, WR 82 X.Gipson, TE 87 C.Uzomah, TE 89 J.Ruckert, DL 94 S.Thomas, DL 96 A.Woods, DL 99 W.McDonald **DID NOT PLAY:** QB 7 T.Boyle **INACTIVE:** CB 4 D.Reed, WR 6 M.Hardman, WR 16 J.Brownlee, RB 25 I.Abanikanda, CB 26 B.Echols, LB 53 Z.Barnes, DL 58 C.Lawson.

		1	2	3	4	OT	TOTAL	FIELD GOALS (made () & missed)			
VISITOR	New York Jets	5	3	10	13	0	31	Zuerlein (30) (26) (27) (22) (49)			
HOME	Denver Broncos	7	6	0	8	0	21	Lutz (23) (22)			

Team	Qtr	Clock Time	PLAY DESCRIPTION (Extra Point) (Drive Info)	SCORE	
				Visitor	Home
Jets	1	11:19	G.Zuerlein 30 yd. Field Goal (5-8, 1:29)	3	0
Broncos	1	7:34	J.McLaughlin 22 yd. pass from R.Wilson (W.Lutz kick) (6-75, 3:45)	3	7
Jets	1	4:17	Penalty on R.Wilson enforced in end zone for a Safety	5	7
Broncos	2	12:47	W.Lutz 23 yd. Field Goal (8-52, 4:12)	5	10
Jets	2	6:41	G.Zuerlein 26 yd. Field Goal (11-67, 6:06)	8	10
Broncos	2	1:48	W.Lutz 22 yd. Field Goal (11-71, 4:53)	8	13
Jets	3	13:29	Bre.Hall 72 yd. run (G.Zuerlein kick) (1-72, 0:10)	15	13
Jets	3	5:16	G.Zuerlein 27 yd. Field Goal (10-40, 6:03)	18	13
Jets	4	12:19	G.Zuerlein 22 yd. Field Goal (10-47, 5:52)	21	13
Jets	4	7:27	G.Zuerlein 49 yd. Field Goal (5-41, 2:58)	24	13
Broncos	4	4:44	A.Trautman 3 yd. pass from R.Wilson (M.Burton run) (7-75, 2:43)	24	21
Jets	4	0:29	Bry.Hall 39 yd. fumble return (G.Zuerlein kick)	31	21

FINAL INDIVIDUAL STATISTICS

Denver Broncos											New York Jets																	
RUSHING	ATT	YDS	AVG	LG	TD	RUSHING	ATT	YDS	AVG	LG	TD	RUSHING	ATT	YDS	AVG	LG	TD	RUSHING	ATT	YDS	AVG	LG	TD					
J. McLaughlin	9	68	7.6	38	0	Bre. Hall	22	177	8.0	72t	1	J. McLaughlin	22	177	8.0	72t	1	Bre. Hall	22	177	8.0	72t	1					
R. Wilson	7	49	7.0	21	0	Z. Wilson	3	26	8.7	9	0	R. Wilson	3	26	8.7	9	0	Z. Wilson	3	26	8.7	9	0					
S. Perine	6	22	3.7	8	0	D. Cook	6	23	3.8	9	0	S. Perine	6	23	3.8	9	0	D. Cook	6	23	3.8	9	0					
						Mi. Carter	1	8	8.0	8	0							Mi. Carter	1	8	8.0	8	0					
TOTAL	22	139	6.3	38	0	TOTAL	32	234	7.3	72	1	TOTAL	32	234	7.3	72	1	TOTAL	32	234	7.3	72	1					
PASSING	ATT	CMP	YDS	TD	INT	Rtg.	PASSING	ATT	CMP	YDS	TD	INT	Rtg.	PASSING	ATT	CMP	YDS	TD	INT	Rtg.	PASSING	ATT	CMP	YDS	TD	INT	Rtg.	
R. Wilson	31	20	196	4/27	2	29.0	103.7	Z. Wilson	26	19	199	4/26	0	37.1	R. Wilson	26	19	199	4/26	0	37.1	Z. Wilson	26	19	199	4/26	0	37.1
TOTAL	31	20	196	4/27	2	29.0	103.7	TOTAL	26	19	199	4/26	0	37.1	TOTAL	26	19	199	4/26	0	37.1	TOTAL	26	19	199	4/26	0	37.1
PASS RECEIVING	TAR	NO	YDS	AVG	LG	TD	PASS RECEIVING	TAR	NO	YDS	AVG	LG	TD	PASS RECEIVING	TAR	NO	YDS	AVG	LG	TD	PASS RECEIVING	TAR	NO	YDS	AVG	LG	TD	
J. Jedy	7	6	50	8.3	23	0	T. Conklin	5	4	67	16.8	37	0	J. Jedy	5	4	67	16.8	37	0	T. Conklin	5	4	67	16.8	37	0	
S. Perine	5	4	73	18.3	29	0	G. Wilson	7	3	54	18.0	32	0	S. Perine	7	3	54	18.0	32	0	G. Wilson	7	3	54	18.0	32	0	
A. Trautman	5	4	26	6.5	12	1	A. Lazard	4	3	33	11.0	12	0	A. Trautman	4	3	33	11.0	12	0	A. Lazard	4	3	33	11.0	12	0	
J. McLaughlin	4	3	21	7.0	22t	1	Bre. Hall	3	3	17	5.7	12	0	J. McLaughlin	3	3	17	5.7	12	0	Bre. Hall	3	3	17	5.7	12	0	
C. Sutton	3	1	13	13.0	13	0	Mi. Carter	3	3	14	14.7	9	0	C. Sutton	3	1	13	13.0	13	0	Mi. Carter	3	3	14	14.7	9	0	
B. Johnson	1	1	9	9.0	9	0	C. Uzomah	2	2	12	6.0	7	0	B. Johnson	2	2	12	6.0	7	0	C. Uzomah	2	2	12	6.0	7	0	
M. Mims	1	1	4	4.0	4	0	J. Ruckert	1	1	2	2.0	2	0	M. Mims	1	1	4	4.0	4	0	J. Ruckert	1	1	2	2.0	2	0	
N. Adkins	1	0	0	0.0	0	0	R. Cobb	1	0	0	0.0	0	0	N. Adkins	1	0	0	0.0	0	0	R. Cobb	1	0	0	0.0	0	0	
TOTAL	27	20	196	9.8	29	2	TOTAL	26	19	199	10.5	37	0	TOTAL	26	19	199	10.5	37	0	TOTAL	26	19	199	10.5	37	0	
INTERCEPTIONS	NO	YDS	AVG	LG	TD	INTERCEPTIONS	NO	YDS	AVG	LG	TD	INTERCEPTIONS	NO	YDS	AVG	LG	TD	INTERCEPTIONS	NO	YDS	AVG	LG	TD					
P. Surtain	1	0	0.0	0	0	P. Surtain	1	0	0.0	0	0	P. Surtain	1	0	0.0	0	0	P. Surtain	1	0	0.0	0	0					
TOTAL	1	0	0.0	0	0	TOTAL	0	0	0.0	0	0	TOTAL	0	0	0.0	0	0	TOTAL	0	0	0.0	0	0					
PUNTING	NO	YDS	AVG	NET	TB	IN20	LG	PUNTING	NO	YDS	AVG	NET	TB	IN20	LG	PUNTING	NO	YDS	AVG	NET	TB	IN20	LG					
R. Dixon	4	181	45.3	41.8	0	0	49	R. Dixon	3	156	52.0	52.0	0	1	54	R. Dixon	3	156	52.0	52.0	0	1	54					
TOTAL	4	181	45.3	41.8	0	0	49	TOTAL	3	156	52.0	52.0	0	1	54	TOTAL	3	156	52.0	52.0	0	1	54					
PUNT RETURNS	NO	YDS	AVG	FC	LG	TD	PUNT RETURNS	NO	YDS	AVG	FC	LG	TD	PUNT RETURNS	NO	YDS	AVG	FC	LG	TD	PUNT RETURNS	NO	YDS	AVG	FC	LG	TD	
M. Mims	1	0	0.0	0	0	0	X. Gipson	2	14	7.0	1	14	0	M. Mims	1	0	0.0	0	0	0	X. Gipson	2	14	7.0	1	14	0	
[DOWNED]	1	0	0.0	0	0	0	[OUT OF BOUNDS]	1	0	0.0	0	0	0	[DOWNED]	1	0	0.0	0	0	0	[OUT OF BOUNDS]	1	0	0.0	0	0	0	
[OUT OF BOUNDS]	1	0	0.0	0	0	0	TOTAL	2	14	7.0	1	14	0	[OUT OF BOUNDS]	1	0	0.0	0	0	0	TOTAL	2	14	7.0	1	14	0	
TOTAL	1	0	0.0	0	0	0	TOTAL	2	14	7.0	1	14	0	TOTAL	1	0	0.0	0	0	0	TOTAL	2	14	7.0	1	14	0	
KICKOFF RETURNS	NO	YDS	AVG	FC	LG	TD	KICKOFF RETURNS	NO	YDS	AVG	FC	LG	TD	KICKOFF RETURNS	NO	YDS	AVG	FC	LG	TD	KICKOFF RETURNS	NO	YDS	AVG	FC	LG	TD	
[TOUCHBACK]	8	0	0.0	0	0	0	X. Gipson	1	20	20.0	0	20	0	[TOUCHBACK]	8	0	0.0	0	0	0	X. Gipson	1	20	20.0	0	20	0	
TOTAL	0	0	0.0	0	0	0	TOTAL	1	20	20.0	0	20	0	TOTAL	0	0	0.0	0	0	0	TOTAL	1	20	20.0	0	20	0	
Denver Broncos	Fum	Lost	Own	Rec.	Yds	TD	FF	Rec.	Yds	TD	Bnds	New York Jets	Fum	Lost	Own	Rec.	Yds	TD	FF	Rec.	Yds	TD	Bnds					
R. Wilson	2	1	0	0	0	0	0	0	0	0	1	Z. Wilson	2	0	1	0	0	0	0	0	0	0	0	0				
M. Mims	1	1	0	0	0	0	0	0	0	0	0	X. Gipson	2	1	0	0	0	0	0	0	0	0	0	0				
S. Perine	1	1	0	-10	0	0	0	0	0	0	0	W. McDonald	0	1	0	0	0	0	0	0	0	0	0	0				
Z. Allen	0	0	0	0	0	1	0	0	0	0	0	L. Tomlinson	0	0	1	0	0	0	0	0	0	0	0	0				
M. Burton	0	0	0	0	0	1	0	0	0	0	0	Ou. Williams	0	0	0	0	0	1	0	0	0	0	0	0				
E. Garcia	0	0	0	0	0	1	0	0	0	0	0	J. Johnson	0	0	0	0	0	1	0	0	0	0	0	0				
T. Smith	0	0	0	0	0	0	1	0	0	0	0	S. Eguavoen	0	0	0	0	0	1	0	0	0	0	0	0				
TOTAL	4	3	0	-10	0	3	1	0	0	0	1	TOTAL	4	1	3	0	0	2	3	39	1	0	0	0				

FINAL TEAM STATISTICS

	BRONCOS	JETS		BRONCOS	JETS
TOTAL FIRST DOWNS	18	18	FGs - PATs Had Blocked	0-0	0-0
By Rushing	5	8	Net Punting Average	41.8	52.0
By Passing	10	10	TOTAL RETURN YARDAGE (Not Including Kickoffs)	0	14
By Penalty	3	0	No. and Yards Punt Returns	1-0	2-14
THIRD DOWN EFFICIENCY	4-10-40.0	3-12-25.0	No. and Yards Kickoff Returns	0-0	1-20
FOURTH DOWN EFFICIENCY	0-0-0.0	0-0-0.0	No. and Yards Interception Returns	1-0	0-0
TOTAL NET YARDS	308	407	PENALTIES Number and Yards	4-31	9-71
Total Offensive Plays (inc. times thrown passing)	57	62	FUMBLES Number and Lost	4-3	4-1
Average gain per offensive play	5.4	6.6	TOUCHDOWNS	2	2
NET YARDS RUSHING	139	234	Rushing	0	1
Total Rushing Plays	22	32	Passing	2	0
Average gain per rushing play	6.3	7.3	Fumbles	0	0
Tackles for a loss-number and yards	2-4	1-1	EXTRA POINTS Made-Attempts	2-2	2-2
NET YARDS PASSING	169	173	Kicking Made-Attempts	1-1	2-2
Times thrown - yards lost attempting to pass	4-27	4-26	Rushing Made-Attempts	1-1	0-0
Gross yards passing	196	199	FIELD GOALS Made-Attempts	2-2	5-5
PASS ATTEMPTS-COMPLETIONS-HAD INTERCEPTED	31-20-0	26-19-1	RED ZONE EFFICIENCY	2-4-50	0-5-0
Avg gain per pass play (inc.# thrown passing)	4.8	5.8	GOAL TO GO EFFICIENCY	1-3-33	0-3-0
KICKOFFS Number-In End Zone-Touchbacks	6-5-5	8-8-8	SAFETIES	0	1
PUNTS Number and Average	4-45.3	3-52.0	FINAL SCORE	21	31
Had Blocked	0	0	TIME OF POSSESSION	25:24	34:36



Chiefs 19, Broncos 8

Thursday, Oct. 12, 2023 • 7:15 p.m. CDT • GEHA Field at Arrowhead Stadium • Kansas City, Mo.

WEATHER: 62°, Wind S 15 mph • **TIME:** 2:50 • **ATTENDANCE:** 73,528

The Denver Broncos dropped their second consecutive game on *Thursday Night Football*, falling to the defending Super Bowl Champion Kansas City Chiefs, 19-8.

QB Russell Wilson completed 13-of-22 passes (59.1%) for 95 yards with one touchdown and two interceptions (46.6 rtg.). His counterpart, Chiefs QB Patrick Mahomes, threw for 306 yards and totaled one touchdown and one interception (94.4 rtg.) while completing 30-of-40 passes (75.0%).

WR Courtland Sutton tallied his fourth receiving touchdown of the season while also leading the team in receptions (4) and ending yards (46). RB Javonte Williams returned from injury and rushed for 52 yards on 10 carries (5.2 avg.).

S Justin Simmons nabbed his first interception of the season and fourth of his career against Mahomes. That interception marked Simmons' 28th career pick, which was the second most of any player in the NFL since 2016 at the time.

Kansas City got on the scoreboard first, tallying the first 16 points of the game. Chiefs K Harrison Butker made a 35-yard field goal to open the scoring.

With 3:06 remaining in the first half, Kansas City collected the game's only touchdown. Mahomes hit Chiefs WR Kadarius Toney on a three-yard pass to give his team a 10-0 advantage.

As time expired in the second quarter, Butker nailed the second-longest field of his career and hit a kick from 60 yards out to extend the Kansas City lead to 13. His 60-yard kick, at the time, represented the third-longest of the 2023 season.

On the Chiefs' opening drive of the second half, the team used a 12-play, 68-yard drive to add to their lead. Butker capped yet another drive with a field goal, this time hitting from 25 yards out.

With just over six minutes to play in the game, the Broncos tallied their first points of the contest. Wilson and Sutton hooked up for an 11-yard touchdown pass followed by a successful two-point conversion by Williams.

Trailing by just one score, Denver's defense got a critical stop on 3rd-and-10 with 2:16 left to play. DE Zach Allen sacked Mahomes for an 11-yard loss to set up a 52-yard field goal for Butker.

Butker proceeded to hit the field goal from 52 yards, capping a 13-point day for him. He hit all four of his field goal attempts, including two from 50+ yards.

The Broncos were unable to score on the ensuing possession and turned the ball over. RB Samaje Perine fumbled following a reception which sealed the win for Kansas City.

The loss dropped Denver to 1-5 on the season and extended the team's head-to-head losing streak against the Chiefs to 16 games.

OFFICIALS:

Referee — Shawn Hochuli (83); **Umpire** — Terry Killens Jr. (77); **Down Judge** — Patrick Holt (106); **Line Judge** — Tim Podraza (47); **Field Judge** — Jason Ledet (72); **Side Judge** — Chad Hill (125); **Back Judge** — Rich Martinez (39); **Replay** — Tyler Cerimeli

DENVER BRONCOS

OFFENSE

WR 89 B. Johnson
TE 82 A. Trautman
LT 72 G. Bolles
LG 74 B. Powers
C 79 L. Cushenberry
RG 77 Q. Meinerz
RT 69 M. McGlinchey
WR 14 C. Sutton
QB 3 R. Wilson
RB 38 J. McLaughlin
WR 10 J. Jeudy

DEFENSE

DE 99 Z. Allen
NT 98 M. Purcell
DE 92 J. Harris
SLB 0 J. Cooper
ILB 41 D. Sanders
ILB 47 J. Jewell
ILB 49 A. Singleton
LB 2 P. Surtain
RCB 27 D. Mathis
S 22 K. Jackson
S 31 J. Simmons

BRONCOS SUBSTITUTIONS: CB 1 T.Smith, S 6 P.Locke, P 9 R.Dixon, K 16 W.Lutz, WR 17 L.Humphrey, WR 19 M.Mims, FB 20 M.Burton, CB 23 F.Moreau, RB 25 S.Perine, CB 29 J.McMillian, S 32 D.Turner-Yell, RB 33 J.Williams, CB 37 R.Moss, RB 39 D.Washington, ILB 40 J.Strnad, OLB 42 N.Bonitto, LS 48 M.Fraboni, DE 51 R.Perkins, T 75 O.Bailey, TE 80 G.Dulich, TE 84 C.Manherzt, DE 91 M.Henningsen, NT 96 T.Lancaster **DID NOT PLAY:** QB 4 J.Stidham, C 60 L.Wattenberg, T 73 C.Fleming **INACTIVE:** S 34 J.Skinner, TE 45 N.Adkins, OLB 55 F.Clark, OLB 59 T.Incoom, C 76 A.Forsyth, DT 93 D.Jones, DL 95 E.Garcia.

KANSAS CITY CHIEFS

OFFENSE

TE 87 T. Kelce
TE 83 N. Gray
LT 79 D. Smith
LG 62 J. Thuney
C 52 C. Humphrey
RG 65 T. Smith
RT 74 J. Taylor
WR 11 M. Valdes-Scantling
WR 24 S. Moore
QB 15 P. Mahomes
RB 10 I. Pacheco

DEFENSE

DE 56 G. Karlaftis
DT 91 D. Nnadi
DT 95 C. Jones
DE 51 M. Danna
LB 50 W. Gay
LB 32 N. Bolton
DB 27 C. Connor
CB 22 T. McDuffie
CB 38 L. Sneed
S 20 J. Reid
S 6 B. Cook

CHIEFS SUBSTITUTIONS: RB 1 J.McKinnon, CB 2 J.Williams, WR 4 R.Rice, P 5 T.Townsend, K 7 H.Butker, WR 8 J.Ross, WR 12 M.Washington, WR 19 K.Toney, S 21 M.Edwards, LB 23 D.Tranquil, RB 25 C.Edwards-Helaire, CB 35 Ja.Watson, LS 41 J.Winchester, LB 43 J.Cochrane, LB 44 Ca.Jones, LB 54 L.Chenal, OL 64 W.Morris, G 73 N.Allegretti, T 77 L.Niang, TE 81 B.Bell, WR 84 Ju.Watson, DT 93 M.Dickerson, DE 94 M.Herring, DE 97 F.Anudike-Uzomah, DT 98 T.Wharton **DID NOT PLAY:** QB 9 B.Gabbert **INACTIVE:** CB 31 Jones, DE 53 B.Thompson, OL 66 M.Caliendo, DE 92 N.Farrell, DT 99 K.Coburn.

		1	2	3	4	OT	TOTAL	FIELD GOALS (made () & missed)		
VISITOR	Denver Broncos	0	0	0	8	0	8			
HOME	Kansas City Chiefs	3	10	3	3	0	19	(35) (60) (25) (52)		

Team	Qtr	Clock Time	PLAY DESCRIPTION (Extra Point) (Drive Info)	SCORE	
				Visitor	Home
Chiefs	1	5:40	H.Butker 35 yd. Field Goal (9-42, 3:44)	0	3
Chiefs	2	3:06	K.Toney 3 yd. pass from P.Mahomes (H.Butker kick) (7-62, 3:22)	0	10
Chiefs	2	0:00	H.Butker 60 yd. Field Goal (3-19, 0:15)	0	13
Chiefs	3	9:16	H.Butker 25 yd. Field Goal (12-68, 5:44)	0	16
Broncos	4	6:07	C.Sutton 11 yd. pass from R.Wilson (J.Williams run) (6-61, 3:15)	8	16
Chiefs	4	1:55	H.Butker 52 yd. Field Goal (9-41, 4:12)	8	19

FINAL INDIVIDUAL STATISTICS

Denver Broncos											Kansas City Chiefs										
RUSHING	ATT	YDS	AVG	LG	TD	RUSHING	ATT	YDS	AVG	LG	TD	RUSHING	ATT	YDS	AVG	LG	TD				
J. Williams	10	52	5.2	18	0	I. Pacheco	16	62	3.9	15	0	P. Mahomes	6	31	5.2	15	0				
R. Wilson	4	31	7.8	12	0	C. Edwards-Helare	2	7	3.5	7	0	N. Gray	1	1	1.0	1	0				
J. McLaughlin	7	30	4.3	9	0	K. Toney	2	-5	-2.5	-2	0	TOTAL	27	96	3.6	15	0				
M. Burton	2	2	1.0	3	0																
TOTAL	23	115	5.0	18	0																

PASSING	ATT	CMP	YDS	TGD/	TD	LG	IN	Rtg.	PASSING	ATT	CMP	YDS	TGD/	TD	LG	IN	Rtg.
R. Wilson	22	13	95	4/13	1	21	2	46.6	P. Mahomes	40	30	306	2/13	1	40	1	94.4
									K. Toney	1	0	0	0/0	0	0	0	39.6
TOTAL	22	13	95	4/13	1	21	2	46.6	TOTAL	41	30	306	2/13	1	40	1	92.1

PASS RECEIVING	TAR	NO	YDS	AVG	LG	TD	PASS RECEIVING	TAR	NO	YDS	AVG	LG	TD
C. Sutton	6	4	46	11.5	21	1	T. Kelce	9	9	124	13.8	40	0
J. Jaudy	5	3	14	4.7	13	0	I. Pacheco	6	6	36	6.0	9	0
S. Perine	2	2	16	8.0	15	0	R. Rice	4	4	72	18.0	28	0
J. McLaughlin	2	2	12	6.0	7	0	J. McKinnon	5	3	20	6.7	9	0
A. Trautman	2	1	4	4.0	4	0	K. Toney	6	3	9	3.0	5	1
G. Dulcich	2	1	3	3.0	3	0	S. Moore	4	2	22	11.0	12	0
B. Johnson	2	0	0	0.0	0	0	N. Gray	2	2	14	7.0	7	0
C. Manhertz	1	0	0	0.0	0	0	C. Edwards-Helare	1	1	9	9.0	9	0
							M. Valdes-Scantling	1	0	0	0.0	0	0
							Ju. Watson	1	0	0	0.0	0	0
TOTAL	22	13	95	7.3	21	1	TOTAL	39	30	306	10.2	40	1

INTERCEPTIONS	NO	YDS	AVG	LG	TD	INTERCEPTIONS	NO	YDS	AVG	LG	TD
J. Simmons	1	6	6.0	6	0	J. Reid	1	11	11.0	11	0
						N. Bolton	1	1	1.0	1	0
TOTAL	1	6	6.0	6	0	TOTAL	2	12	6.0	11	0

PUNTING	NO	YDS	AVG	NET	TB	IN20	LG	PUNTING	NO	YDS	AVG	NET	TB	IN20	LG
R. Dixon	5	224	44.8	42.8	0	1	52	T. Townsend	3	144	48.0	38.0	0	1	62
TOTAL	5	224	44.8	42.8	0	1	52	TOTAL	3	144	48.0	38.0	0	1	62

PUNT RETURNS	NO	YDS	AVG	FC	LG	TD	PUNT RETURNS	NO	YDS	AVG	FC	LG	TD
M.Mims	2	30	15.0	0	18	0	M. Washington	3	10	3.3	0	10	0
[DOWNED]	1	0	0.0	0	0	0	[DOWNED]	2	0	0.0	0	0	0
By Penalty	2	30	15.0	0	18	0	TOTAL	3	10	3.3	0	10	0

KICKOFF RETURNS	NO	YDS	AVG	FC	LG	TD	KICKOFF RETURNS	NO	YDS	AVG	FC	LG	TD
[TOUCHBACK]	5	0	0.0	0	0	0	[TOUCHBACK]	2	0	0.0	0	0	0
TOTAL	0	0	0.0	0	0	0	TOTAL	0	0	0.0	0	0	0

Denver Broncos	Fum	Lost	Own	Rec.	Yds	TD	FF	Rec.	Yds	TD	Bnds	Out	Kansas City Chiefs	Fum	Lost	Own	Rec.	Yds	TD	FF	Rec.	Yds	TD	Bnds	Out
S. Perine	1	1	0	0	0	0	0	0	0	0	0	0	M. Washington	2	0	1	0	0	0	0	0	0	0	1	
M. Fraiboni	0	0	0	0	0	0	1	0	0	0	0	0	T. McDuffie	0	0	0	0	0	0	1	0	0	0	0	
													W. Gay	0	0	0	0	0	0	1	1	0	0	0	
TOTAL	1	1	0	0	0	1	0	0	0	0	0	0	TOTAL	2	0	1	0	0	1	1	1	0	0	1	

FINAL TEAM STATISTICS

	BRONCOS	CHIEFS		BRONCOS	CHIEFS
TOTAL FIRST DOWNS	14	22	FGs - PATs Had Blocked	0-0	0-0
By Rushing	8	6	Net Punting Average	42.8	38.0
By Passing	4	14	TOTAL RETURN YARDAGE (Not Including Kickoffs)	36	22
By Penalty	2	2	No. and Yards Punt Returns	2-30	3-10
THIRD DOWN EFFICIENCY	4-10-40.0	4-13-30.8	No. and Yards Kickoff Returns	0-0	0-0
FOURTH DOWN EFFICIENCY	0-1-0.0	0-1-0.0	No. and Yards Interception Returns	1-6	2-12
TOTAL NET YARDS	197	389	PENALTIES Number and Yards	3-34	7-84
Total Offensive Plays (inc. times thrown passing)	49	70	FUMBLES Number and Lost	1-1	2-0
Average gain per offensive play	4.0	5.6	TOUCHDOWNS	1	1
NET YARDS RUSHING	115	96	Rushing	0	0
Total Rushing Plays	23	27	Passing	1	1
Average gain per rushing play	5.0	3.6	EXTRA POINTS Made-Attempts	1-1	1-1
Tackles for a loss-number and yards	2-3	5-8	Kicking Made-Attempts	0-0	1-1
NET YARDS PASSING	82	293	FIELD GOALS Made-Attempts	0-0	4-4
Times thrown - yards lost attempting to pass	4-13	2-13	RED ZONE EFFICIENCY	1-1-100	1-5-20
Gross yards passing	95	306	GOAL TO GO EFFICIENCY	0-0-0	1-2-50
PASS ATTEMPTS-COMPLETIONS-HAD INTERCEPTED	22-13-2	41-30-1	SAFETIES	0	0
Avg gain per pass play (inc.# thrown passing)	3.2	6.8	FINAL SCORE	8	19
KICKOFFS Number-In End Zone-Touchbacks	2-2-2	5-5-5	TIME OF POSSESSION	24:11	35:49
PUNTS Number and Average	5-44.8	3-48.0			
Had Blocked	0	0			

BRONCOS DEFENSIVE STATISTICS

(Press Box Totals)

PLAYER	UT	A	TT	S-YDS	I	PD	FF	FR	PLAYER	UT	A	TT	S-YDS	I	PD	FF	FR
A. Singleton	9	1	10	0-0	0	0	0	0	J. Harris	2	1	3	0-0	0	0	0	0
J. Jewell	7	2	9	0-0	0	0	0	0	D. Mathis	1	1	2	0-0	0	1	0	0
J. McMillian	7	0	7	0-0	0	1	0	0	M. Purcell	1	1	2	0-0	0	1	0	0
P. Surtain	7	0	7	0-0	0	0	0	0	R. Perkins	0	2	2	0-0	0	0	0	0
J. Simmons	5	0	5	0-0	1	1	0	0	D. Sanders	0	1	1	0-0	0	0	0	0
K. Jackson	4	1	5	0-0	0	0	0	0	M. Henningsen	0	1	1	0-0	0	0	0	0
Z. Allen	2	2	4	1-1	0	0	0	0	T. Lancaster	0	1	1	0-0	0	0	0	0
J. Cooper	3	0	3	1-2	0	1	0	0	Team Totals	50	15	65	2-13	1	5	0	0
N. Bonitto	2	1	3	0-0	0	0	0	0									



Broncos 19, Packers 17

Sunday, Oct. 22, 2023 • 2:25 p.m. MDT • Empower Field at Mile High • Denver

WEATHER: Sunny, 72°, Wind W 9 mph • **TIME:** 2:59 • **ATTENDANCE:** 76,880

The Denver Broncos collected their second win of the season after defeating the Green Bay Packers, 19-17, in Week 7 at Empower Field at Mile High.

QB Russell Williams completed 20-of-29 passes (69.0%) for 194 yards with one touchdown (98.9 rtg.). WR Courtland Sutton led the team in receiving, catching all six of his targets for 76 yards (12.7 avg.) with one score.

RB Javonte Williams collected 82 yards on the ground on 15 carries (5.5 avg.) in his second game back from injury. As a team, the Broncos rushed 25 times for 145 yards (5.8 avg.), which was their highest output of the season.

S P.J. Locke came up with the game-winning interception on Green Bay's final offensive drive and added three tackles in the contest (2 solo). For the fifth consecutive game, ILB Alex Singleton recorded double-digit tackles with 11 defensive stops (6 solo) and one tackle for loss.

For the fifth time in seven games, Denver scored on its opening possession. After tallying a field goal by K Will Lutz, the Broncos have totaled 30 points on their opening offensive drives in Weeks 1-7 which tied for the second most in the NFL.

Lutz's field goal with 6:33 remaining in the first quarter were the only points of the frame. The Broncos held Green Bay to one first down and 24 yards of offense and led 3-0 at the end of the period.

Denver added to its lead in the second quarter, scoring a total of six points on two more field goals by Lutz. His second field goal of the period came with five seconds left to play in half which gave the Broncos a 9-3 lead at the intermission.

Similar to the first quarter, Denver struck first in the third and tallied its first touchdown of the game. Wilson found Sutton on an 18-yard completion, giving the team a 16-3 lead.

The Packers, however, responded in kind and scored the game's next 14 points. Packers QB Jordan Love hit WR Romeo Doubs on a 16-yard touchdown to trim the deficit to six heading into the fourth quarter.

Green Bay grabbed its first lead of the game with 8:31 left to play as Love connected with WR Jayden Reed on a four-yard pass. The score gave the Packers a 17-16 lead and capped a 14-0 run.

On the ensuing Broncos possession, the team marched down the field and used a nine-play, 41-yard drive to regain the lead for good. Lutz capped the drive by knocking in his fourth field goal of the game, tying his career high for most made FGs in a single contest.

Lutz's final field goal was from 52 yards out which was a season high for him. After missing two kicks in Week 1, Lutz made 22 consecutive kicks from Weeks 2-7.

With the Packers threatening and inching close to field goal range, Locke picked off Love for the game winning interception, clinching the Broncos first home win of the season.

OFFICIALS:

Referee — Alex Kemp (55); **Umpire** — Mike Morton (89); **Down Judge** — Danny Short (113); **Line Judge** — Rusty Baynes (59); **Field Judge** — Sean Petty (28); **Side Judge** — James Coleman (95); **Back Judge** — Scott Helverson (93); **Replay** — Mike Chase

DENVER BRONCOS

OFFENSE		DEFENSE	
WR 14 C. Sutton	DE 99 Z. Allen	LT 72 G. Bolles	NT 98 M. Purcell
LG 74 B. Powers	DT 93 D. Jones	C 77 L. Cushmanberry	SLB 0 J. Cooper
RG 79 Q. Meinerz	OLB 42 N. Bonitto	RT 69 M. McGlinchey	ILB 47 J. Jewell
WR 10 J. Jaudy	ILB 49 A. Singleton	TE 82 A. Trautman	LCB 2 P. Surtain
QB 3 R. Wilson	RCB 23 F. Moreau	FB 20 M. Burton	S 22 K. Jackson
RB 33 J. Williams	S 31 J. Simmons		

BRONCOS SUBSTITUTIONS: CB 1 T.Smith, S 6 P.Locke, P 9 R.Dixon, K 16 W.Lutz, WR 17 L.Humphrey, WR 19 M.Mims, RB 25 S.Perine, CB 27 D.Matthis, CB 29 J.McMillian, S 32 D.Turner-Yell, RB 38 J.McLaughlin, RB 39 D.Washington, ILB 40 J.Strmad, ILB 41 D.Sanders, TE 45 N.Adkins, LS 48 M.Fraboni, DE 51 R.Perkins, OLB 56 B.Browning, C 60 L.Wattenberg, TE 75 Q.Bailey, TE 84 C.Mahertz, WR 89 B.Johnson, DE 91 M.Henningsen, DL 92 J.Harris **DID NOT PLAY:** QB 4 J.Stidham, T 73 C.Fleming **INACTIVE:** S 34 J.Skinner, CB 37 R.Moss, OLB 59 T.Incoom, C 76 A.Forsyth, NT 94 K.Coburn, DL 95 E.Garcia.

GREEN BAY PACKERS

OFFENSE		DEFENSE	
WR 87 R. Doubs	DE 97 K. Clark	LT 63 R. Walker	NT 93 T. Slaton
LG 74 E. Jenkins	OLB 91 P. Smith	C 71 J. Myers	ILB 58 I. McDuffie
RG 76 J. Runyan	ILB 7 Q. Walker	RT 50 Z. Tom	OLB 52 R. Gary
TE 88 L. Musgrave	CB 29 R. Douglas	WR 11 J. Reed	CB 37 C. Valentine
WR 9 C. Watson	CB 25 K. Nixon	QB 10 J. Love	S 26 D. Savage
RB 33 A. Jones	S 20 R. Ford		

PACKERS SUBSTITUTIONS: S 6 D.Leavitt, WR 13 D.Wicks, K 17 A.Carson, P 19 D.Wheelan, CB 21 E.Stokes, RB 28 A.Dillon, RB 31 Em.Wilson, S 34 J.Owens, S 36 A.Johnson, LS 42 M.Orzech, LB 45 Er.Wilson, LB 54 K.Welch, LB 55 K.Enagbare, LB 57 B.Cox, G/T 70 R.Newman, T 73 Y.Nijman, G 75 S.Rhyan, TE 81 J.Deguara, WR 83 S.Toure, TE 85 T.Kraft, TE 89 B.Sims, LB 90 L.Van Ness, DL 94 K.Brooks, DL 95 D.Wyatt, DL 96 C.Wooden **DID NOT PLAY:** QB 8 S.Clifford **INACTIVE:** WR 18 M.Heath, CB 23 J.Alexander, S 39 Z.Anderson, LB 59 D.Campbell, T 72 C.Gones

		1	2	3	4	OT	TOTAL	FIELD GOALS (made () & missed)	
VISITOR	Green Bay Packers	0	0	10	7	0	17	43WL (29)	
HOME	Denver Broncos	3	6	7	3	0	19	(32) (29) (35) (52)	
Team	Qtr	Clock Time	PLAY DESCRIPTION (Extra Point) (Drive Info)					SCORE Visitor Home	
Broncos	1	8:27	W. Lutz 32 yd. Field Goal (11-62, 6:33)					0	3
Broncos	2	13:14	W. Lutz 29 yd. Field Goal (11-70, 4:17)					0	6
Broncos	2	0:05	W. Lutz 35 yd. Field Goal (6-50, 0:36)					0	9
Packers	3	10:24	A. Carlson 29 yd. Field Goal (12-64, 4:36)					3	9
Broncos	3	6:17	C.Sutton 18 yd. pass from R.Wilson (W. Lutz kick) (7-75, 4:07)					3	16
Packers	3	1:46	R. Doubs 16 yd. pass from J. Love (A. Carlson kick) (9-75, 4:31)					10	16
Packers	4	8:31	J. Reed 4 yd. pass from J. Love (A. Carlson kick) (11-76, 6:19)					17	16
Broncos	4	3:50	W. Lutz 52 yd. Field Goal (9-41, 4:41)					17	19

FINAL INDIVIDUAL STATISTICS

Denver Broncos										Green Bay Packers																
RUSHING	ATT	YDS	AVG	LG	TD	RUSHING	ATT	YDS	AVG	LG	TD	RUSHING	ATT	YDS	AVG	LG	TD	RUSHING	ATT	YDS	AVG	LG	TD			
J. Williams	15	82	5.5	21	0	A. Dillon	15	61	4.1	15	0	J. Love	15	61	4.1	15	0	J. Love	15	61	4.1	15	0			
J. McLaughlin	5	45	9.0	23	0	A. Jones	8	35	4.4	11	0	A. Jones	8	35	4.4	11	0	A. Jones	8	35	4.4	11	0			
R. Wilson	1	21	21.0	21	0	J. Love	3	21	7.0	10	0	J. Love	3	21	7.0	10	0	J. Love	3	21	7.0	10	0			
S. Perine	2	10	5.0	5	0	Em. Wilson	2	19	9.5	14	0	Em. Wilson	2	19	9.5	14	0	Em. Wilson	2	19	9.5	14	0			
M. Burton	1	-2	-2.0	-2	0	D. Wicks	1	1	1.0	1	0	D. Wicks	1	1	1.0	1	0	D. Wicks	1	1	1.0	1	0			
M. Mims	1	-11	-11.0	-11	0																					
TOTAL	25	145	5.8	23	0	TOTAL	29	137	4.7	15	0	TOTAL	29	137	4.7	15	0	TOTAL	29	137	4.7	15	0			
PASSING	ATT	CMP	YDS	TKD/YD	TD	LG	IN	Rtg.	PASSING	ATT	CMP	YDS	TKD/YD	TD	LG	IN	Rtg.	PASSING	ATT	CMP	YDS	TKD/YD	TD	LG	IN	Rtg.
R. Wilson	29	20	194	1/0	1	33	0	98.9	J. Love	31	21	180	0/0	2	29	1	90.8	D. Wicks	1	1	14	0/0	0	14	0	118.8
TOTAL	29	20	194	1/0	1	33	0	98.9	TOTAL	32	22	194	0/0	2	29	1	92.4	TOTAL	32	22	194	0/0	2	29	1	92.4
PASS RECEIVING	TAR	NO	YDS	AVG	LG	TD	PASS RECEIVING	TAR	NO	YDS	AVG	LG	TD	PASS RECEIVING	TAR	NO	YDS	AVG	LG	TD						
C. Sutton	6	6	76	12.7	33	1	L. Musgrave	5	4	30	7.5	18	0	C. Sutton	6	6	76	12.7	33	1						
J. Jeudy	5	5	64	12.8	18	0	C. Watson	5	3	27	9.0	23	0	J. Jeudy	5	5	64	12.8	18	0						
S. Perine	3	3	31	10.3	19	0	A. Jones	5	3	22	7.3	14	0	S. Perine	3	3	31	10.3	19	0						
J. Williams	4	3	14	4.7	7	0	J. Reed	4	3	21	7.0	12	1	J. Williams	4	3	14	4.7	7	0						
A. Trautman	2	1	5	5.0	5	0	A. Dillon	2	2	34	17.0	29	0	A. Trautman	2	1	5	5.0	5	0						
N. Adkins	1	1	3	3.0	3	0	R. Doubs	5	2	30	15.0	16	1	N. Adkins	1	1	3	3.0	3	0						
J. McLaughlin	2	1	1	1.0	1	0	Em. Wilson	2	2	8	4.0	4	0	J. McLaughlin	2	1	1	1.0	1	0						
M. Mims	1	0	0	0.0	0	0	D. Wicks	1	1	17	17.0	17	0	M. Mims	1	0	0	0.0	0	0						
TOTAL	24	20	194	9.7	33	1	TOTAL	32	22	194	8.8	29	2	TOTAL	24	20	194	9.7	33	1						
INTERCEPTIONS	NO	YDS	AVG	LG	TD	INTERCEPTIONS	NO	YDS	AVG	LG	TD	INTERCEPTIONS	NO	YDS	AVG	LG	TD	INTERCEPTIONS	NO	YDS	AVG	LG	TD			
P. Locke	1	14	14.0	14	0																					
TOTAL	1	14	14.0	14	0	TOTAL	0	0	0.0	0	0	TOTAL	0	0	0.0	0	0	TOTAL	0	0	0.0	0	0			
PUNTING	NO	YDS	AVG	NET	TB	IN20	LG	PUNTING	NO	YDS	AVG	NET	TB	IN20	LG	PUNTING	NO	YDS	AVG	NET	TB	IN20	LG			
R. Dixon	3	132	44.0	38.3	0	0	49	D. Whelan	3	155	51.7	41.3	1	2	59	R. Dixon	3	132	44.0	38.3	0	0	49			
TOTAL	3	132	44.0	38.3	0	0	49	TOTAL	3	155	51.7	41.3	1	2	59	TOTAL	3	132	44.0	38.3	0	0	49			
PUNT RETURNS	NO	YDS	AVG	FC	LG	TD	PUNT RETURNS	NO	YDS	AVG	FC	LG	TD	PUNT RETURNS	NO	YDS	AVG	FC	LG	TD						
M. Mims	1	11	11.0	1	11	0	K. Nixon	2	17	8.5	0	15	0	M. Mims	1	11	11.0	1	11	0						
[TOUCHBACK]	1	0	0.0	0	0	0	J. Reed	0	0	0.0	1	0	0	[TOUCHBACK]	1	0	0.0	0	0	0						
TOTAL	1	11	11.0	1	11	0	TOTAL	2	17	8.5	1	15	0	TOTAL	1	11	11.0	1	11	0						
KICKOFF RETURNS	NO	YDS	AVG	FC	LG	TD	KICKOFF RETURNS	NO	YDS	AVG	FC	LG	TD	KICKOFF RETURNS	NO	YDS	AVG	FC	LG	TD						
[TOUCHBACK]	4	0	0.0	0	0	0	[TOUCHBACK]	6	0	0.0	0	0	0	[TOUCHBACK]	4	0	0.0	0	0	0						
TOTAL	0	0	0.0	0	0	0	TOTAL	0	0	0.0	0	0	0	TOTAL	0	0	0.0	0	0	0						
Denver Broncos	Own	Opp.	Out	Green Bay Packers	Own	Opp.	Out	Denver Broncos	Own	Opp.	Out	Green Bay Packers	Own	Opp.	Out											
FUMBLES	Fum	Lost	Rec.	Yds	TD	FF	Rec.	Yds	TD	Bnds	FUMBLES	Fum	Lost	Rec.	Yds	TD	FF	Rec.	Yds	TD	Bnds					
N/A											N/A															
TOTAL	0	0	0	0	0	0	0	0	0	0	TOTAL	0	0	0	0	0	0	0	0	0	0					

FINAL TEAM STATISTICS

	BRONCOS				PACKERS					BRONCOS				PACKERS			
TOTAL FIRST DOWNS	18				20				FGs - PATs Had Blocked	0-0				0-0			
By Rushing	6				5				Net Punting Average	38.3				41.3			
By Passing	9				13				TOTAL RETURN YARDAGE (Not Including Kickoffs)	25				17			
By Penalty	3				2				No. and Yards Punt Returns	1-11				2-17			
THIRD DOWN EFFICIENCY	5-12-41.7				6-14-42.9				No. and Yards Kickoff Returns	0-0				0-0			
FOURTH DOWN EFFICIENCY	0-1-0.0				2-2-100				No. and Yards Interception Returns	1-14				0-0			
TOTAL NET YARDS	339				331				PENALTIES Number and Yards	8-60				7-56			
Total Offensive Plays (inc. times thrown passing)	55				61				FUMBLES Number and Lost	0-0				0-0			
Average gain per offensive play	6.2				5.4				TOUCHDOWNS	1				2			
NET YARDS RUSHING	145				137				Rushing	0				1			
Total Rushing Plays	25				29				Passing	1				2			
Average gain per rushing play	5.8				4.7				EXTRA POINTS Made-Attempts	1-1				2-2			
Tackles for a loss-number and yards	3-14				3-4				Kicking Made-Attempts	1-1				2-2			
NET YARDS PASSING	194				194				FIELD GOALS Made-Attempts	4-4				1-2			
Times thrown - yards lost attempting to pass	1-0				0-0				RED ZONE EFFICIENCY	1-4-25				2-3-62			
Gross yards passing	194				194				GOAL TO GO EFFICIENCY	0-0-0				0-0-0			
PASS ATTEMPTS-COMPLETIONS-HAD INTERCEPTED	29-20-0				32-22-1				SAFETIES	0				0			
Avg gain per pass play (inc.# thrown passing)	6.5				6.1				FINAL SCORE	19				17			
KICKOFFS Number-In End Zone-Touchbacks	6-6-6				4-4-4				TIME OF POSSESSION	28:23				31:37			
PUNTS Number and Average	3-44.0				3-51.7												
Had Blocked	0				0												

BRONCOS DEFENSIVE STATISTICS

(Press Box Totals)

PLAYER	UT	A	TT	S-YDS	I	PD	FF	FR	PLAYER	UT	A	TT	S-YDS	I	PD	FF	FR
A. Singleton	6	5	11	0-0	0	0	0	0	P. Locke	1	2	3	0-0	1	1	0	0
J. Jewell	5	5	10	0-0	0	0	0	0	M. Purcell	0	3	3	0-0	0	0	0	0
J. Cooper	3	3	6	0-0	0	0	0	0	P. Surtain	2	0	2	0-0	0	1	0	0
K. Jackson	4	1	5	0-0	0	1	0	0	J. Harris	2	0	2	0-0	0	0	0	0
Z. Allen	3	1	4	0-0	0	0	0	0	N. Bonitto	2	0	2	0-0	0	0	0	0
F. Moreau	3	1	4	0-0	0	1	0	0	M. Henningsen	2	0	2	0-0	0	0	0	0
J. Simmons	2	2	4	0-0	0	0	0	0	B. Browning	0	1	1	0-0	0	1	0	0
R. Perkins	3	0	3	0-0	0	0	0	0	Team Totals	40	25	65	0-0	1	5	0	0
D. Jones	2	1	3	0-0	0	0	0	0									



8



Broncos 24, Chiefs 9

Sunday, Oct. 29, 2023 • 2:25 p.m. MDT • Empower Field at Mile High • Denver

WEATHER: Light snow, 26°, Wind NW 3 mph • **TIME:** 3:00 • **ATTENDANCE:** 76,286

The Denver Broncos collected their second consecutive victory and third win of the season after defeating the Kansas City Chiefs, 24-9, in Week 8 at Empower Field at Mile High.

Denver's victory snapped a 16-game head-to-head losing streak to Kansas City. The Broncos last beat the Chiefs during the 2015 season on Sept. 17.

QB Russell Wilson threw for three touchdowns for the third time in 2023 and completed 12-of-19 passes. He posted a 119.3 passer rating, representing the fifth time in eight games he collected a passer rating of 100 or higher.

WR Courtland Sutton nabbed his sixth receiving score of the year, which tied his single-season career high. WR Jerry Jeudy and RB Javonte Williams also posted touchdown receptions.

The Broncos' defense produced a five-turnover performance, forcing Chiefs QB Patrick Mahomes to throw two interceptions while also recovering three fumbles. Denver's last game with five forced turnovers was against Arizona in 2018.

For the sixth time in the team's first eight games, the Broncos scored on their opening offensive drive. Following a 31-yard punt return by WR Marvin Mims Jr., the offense used a 10-play, 39-yard drive to tally the first points of the game.

Williams capped the drive with a four-yard TD reception which gave Denver a 7-0 lead. It was Williams' fourth receiving touchdown of his career and first since his rookie campaign in 2021.

Leading 7-3 at the end of the first quarter, the Broncos extended their lead at the outset of the second period. Wilson tallied his second passing score of the day and hit Jeudy on an 11-yard pass with 11:51 to play in the half.

The team traveled 50 yards on three plays with the drive lasting 1:12 in total. Prior to the half, Kansas City added a pair of field goals and made it a 14-9 game at the intermission.

In the second half, Denver shut down the Chiefs' offense without surrendering points. The Broncos outscored Kansas City 10-0 with all 10 second half points coming in the fourth quarter.

Extending the team's lead to two possessions, Wilson completed a six-yard pass to Sutton to give Denver a 12-point advantage. In the final 30 seconds of the game, K Will Lutz tacked on a field goal to put the game out of reach.

The Broncos held Kansas City to just four first downs in the second half and allowed only 72 total net yards in the final two periods combined. S Justin Simmons sealed the game with his 29th career interception and fifth off Mahomes.

Denver's two-game winning streak is the club's first since Weeks 2-3 of the 2022 campaign.

OFFICIALS:

Referee — Brad Allen (122); **Umpire** — Duane Heydt (42);
Down Judge — Sarah Thomas (53); **Line Judge** — Walter Flowers (32);
Field Judge — Rick Patterson (15); **Side Judge** — Boris Cheek (41);
Back Judge — Greg Yette (38); **Replay** — Kirt Shay

DENVER BRONCOS

OFFENSE	DEFENSE
TE 84 C. Manhertz	DE 99 Z. Allen
T 75 Q. Bailey	DT 93 D. Jones
LT 72 G. Boiles	OLB 0 J. Cooper
LG 74 B. Powers	OLB 56 B. Browning
C 79 L. Cushenberry	ILB 41 D. Sanders
RG 77 Q. Meinerz	ILB 47 J. Jewell
RT 69 M. McGlinchey	ILB 49 A. Singleton
TE 82 A. Trautman	CB 2 P. Surtain
WR 14 C. Sutton	CB 23 F. Moreau
QB 3 R. Wilson	S 6 P. Locke
RB 33 J. Williams	S 31 J. Simmons

BRONCOS SUBSTITUTIONS: CB 1 Tr.Smith, P 9 R.Dixon, WR 10 J.Jeudy, K 16 W.Lutz, WR 17 L.Humphrey, WR 19 M.Mims, FB 20 M.Burton, RB 25 S.Perine, CB 27 D.Mathis, CB 29 J.McMillan, S 32 D.Turner-Yell, CB 37 R.Moss, RB 38 J.McLaughlin, RB 39 D.Washington, ILB 40 J.Strnad, OLB 42 N.Bonitto, TE 45 N.Adkins, LS 48 M.Fraboni, DE 51 R.Perkins, C 60 L.Wattenberg, WR 81 Tq.Smith, DE 91 M.Henningsen, DL 92 J.Harris, DL 98 M.Purcell **DID NOT PLAY:** QB 4 J.Stidham, T 73 C.Fleming **INACTIVE:** S 34 J.Skinner, OLB 59 T.Incoom, C 76 A.Forsyth, NT 94 K.Coburn, DL 95 E.Garcia.

KANSAS CITY CHIEFS

OFFENSE	DEFENSE
WR 11 M. Valdes-Scantling	DE 56 G. Karlaftis
WR 4 R. Rice	DT 91 D. Nnadi
LT 79 D. Smith	DT 95 C. Jones
LG 62 J. Thuney	DE 51 M. Danna
C 52 C. Humphrey	LB 50 W. Gay
RG 65 T. Smith	LB 23 D. Tranquill
RT 74 J. Taylor	LB 54 L. Chenail
TE 83 N. Gray	CB 22 T. McDuffie
TE 87 T. Kelce	CB 38 L. Sneed
QB 15 P. Mahomes	S 20 J. Reid
RB 10 I. Pacheco	S 6 B. Cook

CHIEFS SUBSTITUTIONS: RB 1 J.McKinnon, CB 2 J.Williams, P 5 T.Townsend, K 7 H.Butker, WR 12 M.Hardman, WR 19 K.Toney, S 21 M.Edwards, WR 24 S.Moore, RB 25 C.Edwards-Helaire, DB 26 D.Bush, DB 27 C.Conner, CB 31 N.Jones, CB 35 Ja.Watson, LS 41 J.Winchester, LB 43 J.Cochrane, LB 44 Ca.Jones, OL 64 W.Morris, G 73 N.Allegretti, T 77 L.Niang, TE 81 B.Bell, WR 84 Ju.Watson, DE 90 C.Omenihu, DT 93 M.Dickerson, DE 97 F.Anudike-Uzomah, DT 98 T.Wharton **DID NOT PLAY:** QB 9 B.Gabbert **INACTIVE:** DE 53 B.Thompson, OL 66 M.Caliendo, DE 92 N.Farrell, DE 94 M.Herring.

VISITOR	HOME	1	2	3	4	OT	TOTAL	FIELD GOALS (made () & missed)
Kansas City Chiefs	Denver Broncos	3	6	0	0	0	9	(23) (34) (56)
Denver Broncos	Kansas City Chiefs	7	7	0	10	0	24	38B (28)

Team	Qtr	Clock Time	PLAY DESCRIPTION (Extra Point) (Drive Info)	SCORE Visitor	SCORE Home
Broncos	1	7:57	J. Williams 4 yd. pass from R. Wilson (W.Lutz kick) (10-39, 5:20)	0	7
Chiefs	1	1:11	H. Butker 23 yd. Field Goal (12-71, 6:45)	3	7
Broncos	2	11:51	J. Jeudy 11 yd. pass from R. Wilson (W. Lutz kick) (3-50, 1:12)	3	14
Chiefs	2	5:39	H. Butker 34 yd. Field Goal (5-44, 2:47)	6	14
Chiefs	2	0:00	H. Butker 56 yd. Field Goal (2-11, 0:09)	9	14
Broncos	4	10:33	C.Sutton 6 yd. pass from R.Wilson (W. Lutz kick) (2-10, 0:42)	9	21
Broncos	4	0:31	W. Lutz 28 yd. Field Goal (7-10, 4:14)	9	24

FINAL INDIVIDUAL STATISTICS																					
Denver Broncos							Kansas City Chiefs														
RUSHING	ATT	YDS	AVG	LG	TD		RUSHING	ATT	YDS	AVG	LG	TD									
J. Williams	27	85	3.1	15	0		I. Pacheco	8	40	5.0	19	0									
J. McLaughlin	4	33	8.3	13	0		P. Mahomes	3	20	6.7	8	0									
R. Wilson	8	30	3.8	13	0		C. Edwards-Helaire	1	4	4.0	4	0									
S. Perine	1	5	5.0	5	0		M. Hardman	1	3	3.0	3	0									
							J. McKinnon	2	-2	-1.0	1	0									
							K. Toney	1	-3	-3.0	-3	0									
TOTAL	40	153	3.8	15	0		TOTAL	16	62	3.9	19	0									
PASSING	ATT	CMP	YDS	TKD/ YD	TD	LG	IN	Rtg.	PASSING	ATT	CMP	YDS	TKD/ YD	TD	LG	IN	Rtg.				
R. Wilson	19	12	114	6/27	3	39	0	119.3	P. Mahomes	38	24	240	3/28	0	39	2	59.1				
TOTAL	19	12	114	6/27	3	39	0	119.3	TOTAL	38	24	240	3/28	0	39	2	59.1				
PASS RECEIVING	TAR	NO	YDS	AVG	LG	TD			PASS RECEIVING	TAR	NO	YDS	AVG	LG	TD						
J. Williams	3	3	13	4.3	14	1			T. Kelce	9	6	58	9.7	19	0						
J. Sturdy	6	2	50	25.0	39	1			R. Rice	5	4	56	14.0	39	0						
C. Sutton	3	2	29	14.5	23	1			I. Pacheco	4	3	-3	-1.0	7	0						
S. Perine	3	2	16	8.0	10	0			Ju. Watson	3	2	42	21.0	27	0						
J. McLaughlin	2	2	6	3.0	4	0			M. Valdes-Scantling	4	2	27	13.5	14	0						
M. Mims	1	1	0	0.0	0	0			N. Gray	3	2	25	12.5	17	0						
									M. Hardman	2	2	13	6.5	12	0						
									J. McKinnon	2	1	10	11.0	11	0						
									S. Moore	3	1	8	8.0	8	0						
									K. Toney	1	1	4	4.0	4	0						
									B. Bell	1	0	0	0.0	0	0						
TOTAL	18	12	114	9.5	39	3			TOTAL	37	24	240	10.0	39	0						
INTERCEPTIONS	NO	YDS	AVG	LG	TD				INTERCEPTIONS	NO	YDS	AVG	LG	TD							
J. Simmons	1	33	33.0	33	0				TOTAL	0	0	0.0	0	0							
J. McMillian	1	5	5.0	5	0																
TOTAL	2	38	19.0	33	0				TOTAL	0	0	0.0	0	0							
PUNTING	NO	YDS	AVG	NET	TB	IN20	LG		PUNTING	NO	YDS	AVG	NET	TB	IN20	LG					
R. Dixon	4	166	41.5	42.3	0	1	46		T. Townsend	2	82	41.0	25.5	0	1	49					
TOTAL	4	166	41.5	42.3	0	1	46		TOTAL	2	82	41.0	25.5	0	1	49					
PUNT RETURNS	NO	YDS	AVG	FC	LG	TD			PUNT RETURNS	NO	YDS	AVG	FC	LG	TD						
M. Mims	1	31	31.0	0	31	0			M. Hardman	3	-3	-1.0	0	2	0						
[DOWNEID]	1	0	0.0	0	0	0			[OUT OF BOUNDS]	1	0	0.0	0	0	0						
TOTAL	1	31	31.0	0	31	0			TOTAL	3	-3	-1.0	0	2	0						
KICKOFF RETURNS	NO	YDS	AVG	FC	LG	TD			KICKOFF RETURNS	NO	YDS	AVG	FC	LG	TD						
M. Mims	1	28	28.0	0	28	0			M. Hardman	1	14	14.0	0	14	0						
[TOUCHBACK]	2	0	0.0	0	0	0			[TOUCHBACK]	4	0	0.0	0	0	0						
TOTAL	1	28	28.0	0	28	0			TOTAL	1	14	14.0	0	14	0						
Denver Broncos	Fum	Lost	Own Rec.	Yds	TD	FF	Opp. Rec.	Yds	TD	Out Bnds	Kansas City Chiefs	Fum	Lost	Own Rec.	Yds	TD	FF	Opp. Rec.	Yds	TD	Out Bnds
R. Wilson	2	1	0	0	0	0	0	0	0	1	M. Hardman	1	1	0	0	0	0	0	0	0	0
B. Brownng	0	0	0	0	0	1	0	0	0	0	P. Mahomes	1	1	0	0	0	0	0	0	0	0
J. Jewell	0	0	0	0	0	1	0	0	0	0	M. Valdes-Scantling	1	1	0	0	0	0	0	0	0	0
J. Cooper	0	0	0	0	0	1	0	0	0	0	G. Karafis	0	0	0	0	1	0	0	0	0	0
D. Sanders	0	0	0	0	0	0	0	0	0	0	D. Tranquill	0	0	0	0	1	0	0	0	0	0
J. Simmons	0	0	0	0	0	1	7	0	0	0	W. Gay	0	0	0	0	0	1	0	0	0	0
TOTAL	2	1	0	0	0	2	3	7	0	1	TOTAL	3	3	0	0	2	1	0	0	0	0

FINAL TEAM STATISTICS															
BRONCOS							CHIEFS								
TOTAL FIRST DOWNS	19						18						FGs - PATs Had Blocked	1-0	0-0
By Rushing	10						3						Net Punting Average	42.3	25.5
By Passing	7						12						TOTAL RETURN YARDAGE (Not Including Kickoffs)	69	-3
By Penalty	2						3						No. and Yards Punt Returns	1-31	3-3
THIRD DOWN EFFICIENCY	6-14-42.9						3-10-30.0						No. and Yards Kickoff Returns	1-28	1-14
FOURTH DOWN EFFICIENCY	0-1-0.0						1-3-33.0						No. and Yards Kickoff Returns	2-38	0-0
TOTAL NET YARDS	240						275						PENALTIES Number and Yards	6-35	5-38
Total Offensive Plays (inc. times thrown passing)	65						57						FUMBLES Number and Lost	2-1	3-3
Average gain per offensive play	3.7						4.8						TOUCHDOWNS	3	0
NET YARDS RUSHING	153						62						Rushing	0	0
Total Rushing Plays	40						16						Passing	3	0
Average gain per rushing play	3.8						3.9						EXTRA POINTS Made-Attempts	3-3	0-0
Tackles for a loss-number and yards	3-8						2-6						Kicking Made-Attempts	3-3	0-0
NET YARDS PASSING	87						213						FIELD GOALS Made-Attempts	1-2	3-3
Times thrown - yards lost attempting to pass	6-27						3-28						RED ZONE EFFICIENCY	3-5-60	0-3-0
Gross yards passing	114						241						GOAL TO GO EFFICIENCY	2-3-67	0-0-0
PASS ATTEMPTS-COMPLETIONS-HAD INTERCEPTED	19-12-0						38-24-2						SAFETIES	0	0
Avg gain per pass play (inc.# thrown passing)	3.5						5.2						FINAL SCORE	24	9
KICKOFFS Number-In End Zone-Touchbacks	5-5-4						3-3-2						TIME OF POSSESSION	33:47	26:13
PUNTS Number and Average	4-41.5						2-41.0								
Had Blocked	0						0								

BRONCOS DEFENSIVE STATISTICS																	
(Press Box Totals)																	
PLAYER	UT	A	TT	S-YDS	I	PD	FF	FR	PLAYER	UT	A	TT	S-YDS	I	PD	FF	FR
A. Singleton	6	1	7	0-0	0	0	0	0	J. Simmons	2	0	2	0-0	1	1	0	1
J. McMillian	5	1	6	0-0	1	1	0	0	N. Bonitto	1	0	1	0-0	0	1	0	0
F. Moreau	4	1	5	0-0	0	1	0	0	M. Purcell	1	0	1	0-0	0	0	0	0
J. Jewell	3	2	5	0-0	0	1	1	0	R. Perkins	1	0	1	0-0	0	0	0	0
B. Brownng	4	0	4	2-21	0	0	1	0	D. Jones	0	1	1	0-0	0	0	0	0
Z. Allen	3	1	4	0.5-3.5	0	0	0	0	J. Harris	0	1	1	0-0	0	0	0	0
P. Surtain	3	0	3	0-0	0	1	0	0	Team Totals	37	10	47	3-28	2	6	2	2
P. Locke	3	0	3	0-0	0	0	0	0									
J. Cooper	1	2	3	0.5-3.5	0	0	0	1									



Bills 22, Broncos 24

Monday, Nov. 13, 2023 • 8:15 p.m. EST • Highmark Stadium • Buffalo, N.Y.

WEATHER: Cloudy, 49°, Wind W 10 mph • **TIME:** 3:10 • **ATTENDANCE:** 70,318

The Denver Broncos secured a prime-time win, outscoring the Buffalo Bills 24-22 at Highmark Stadium on *Monday Night Football*.

Denver's Week 9 bye did not seem to halt the Broncos' winning streak, as the success against Buffalo marked Denver's third consecutive victory.

QB Russell Wilson finished the game with a 117.4 passer rating after completing 24-of-29 passes for 193 yards with two scores. It was Wilson's sixth game of the season with multiple passing scores and no interceptions, the most among all players in the NFL at the time. Wilson also logged 30 yards on the ground, marking his fifth game this season with 30 or more rushing yards.

WR Courtland Sutton snagged a pass in the end zone for a career-high seventh touchdown on the season, while RB Javonte Williams ran in a screen pass for the touchdown to give the Broncos a seven point lead in the fourth quarter. Williams led the team in rushing yardage, picking up 21 carries for 79 yards (3.8 avg.).

For the second-straight game, Denver's defense was able to take the ball away, logging four takeaways. The game marked the first time since the 1991-92 seasons that the Broncos recorded at least four turnovers in back-to-back games.

The Broncos started it off after CB Ja'Quan McMillian stripped the ball from Bills RB James Cook on the first play of the game and recovered it to set up a 40-yard field goal by K Will Lutz.

S Justin Simmons also intercepted a pass from Bills QB Josh Allen the next drive, marking his 30th career pick, the most in the NFL since entering the league in 2016. The pick also marked Denver's 13th forced turnover since Week 4. Despite starting at their own 12-yard line, an offensive penalty and a sack forced the Broncos to punt on their second drive.

After trading punts at the start of the second quarter, WR Marvin Mims Jr. returned a punt for 17 yards to set Denver up at their own 48-yard line. On fourth-and-two, Denver decided to go for it, with Wilson slinging a 7-yard pass to Sutton, who dragged his toe to keep himself in-bounds for a touchdown. The PAT bounced off the posts, keeping a Broncos 9-0 lead.

Buffalo answered with an eight-play, 81-yard drive and a successful two-point attempt to come within a point. K Will Lutz nailed a 49-yard field goal on the following drive, and an interception by CB Fabian Moreau on the Bills first play of the next drive allowed the Broncos to get in range for another three as the clock expired, putting them up 15-8 at half.

After the intermission, the Bills found the end zone for the first time after a Denver fumble led to a seven-play, 54-yard touchdown drive to tie the game up. Despite a 31-yard kickoff return by Mims and a fumble recovered by ILB Alex Singleton on the next Bills' possession, the Broncos were unable to capitalize.

Mims returned another Bills' punt for 27 yards to open the fourth quarter. The Broncos cashed in on a three-yard touchdown from RB Javonte Williams, giving them a six-point lead with 5:06 to go. A fumbled snap on the PAT prevented Denver from adding to the lead, and the Bills seized the opportunity with a score to take their first lead of the game on their ensuing drive.

After a sack on Wilson and a defensive pass interference call, Lutz missed a 41-yard field goal attempt to seal the game. However, a too-many men on the field penalty on the Bills gave Lutz another attempt from 36 yards, which he nailed to win it.

DENVER BRONCOS

OFFENSE WR 10 J. Jeudy WR 19 M. Mims LT 72 G. Bolles LG 74 B. Powers C 79 L. Cushmanberry RG 77 Q. Meinerz RT 69 M. McGlinchey TE 84 C. Manthert TE 82 A. Trautman QB 3 R. Wilson RB 33 J. Williams	DEFENSE DE 99 Z. Allen DT 93 D. Jones DL 98 M. Purcell OLB 0 J. Cooper SLB 56 B. Browning ILB 49 A. Singleton CB 2 P. Surtain CB 29 J. McMillian CB 23 F. Moreau S 31 J. Simmons S 6 P. Locke
--	--

BRONCOS SUBSTITUTIONS: CB 1 Tr.Smith, P 9 R.Dixon, WR 14 C.Sutton, K 16 W.Lutz, WR 17 L.Humphrey, FB 20 M.Burton, RB 25 S.Perine, CB 27 D.Mathis, S 32 D.Turner-Yell, CB 37 R.Moss, RB 38 J.McLaughlin, RB 39 D.Washington, ILB 44 J.Strnad, ILB 41 D.Sanders, OLB 42 N.Bonitto, ILB 47 J.Jewell, LS 48 M.Fraboni, OLB 51 R.Perkins, C 60 L.Wattenberg, T 75 Q.Bailey, TE 85 L.Krull, WR 87 D.Sills, DE 91 M.Henningsen, DL 92 J.Harris
INACTIVE: QB 4 J.Stidham, T 73 C.Fleming
NOT ACTIVE: S 34 J.Skinner, TE 45 N.Adkins, LB 57 B.Niemann, OLB 59 T.Incoom, C 76 A.Forsyth, NT 94 K.Coburn, DL 95 E.Garcia.

BUFFALO BILLS

OFFENSE WR 13 G. Davis WR 16 T. Sherfield TE 86 D. Kincaid RB 4 J. Cook LT 73 D. Dawkins LG 66 C. McGovern C 60 M. Morse RG 64 O. Torrence RT 79 S. Brown WR 14 S. Diggs QB 17 J. Allen	DEFENSE DE 56 L. Floyd DT 91 E. Oliver DT 97 J. Phillips DE 50 G. Rousseau SLB 25 T. Dodson MLB 43 T. Bernard CB 30 D. Jackson CB 7 Ta. Johnson CB 31 R. Douglas S 21 J. Poyer S 20 T. Rapp
--	--

BILLS SUBSTITUTIONS: K 2 T.Bass, S 3 D.Hamlin, P 8 S.Martin, WR 10 K.Shakir, WR 11 D.Harty, RB 26 T.Johnson, RB 28 L.Murray, CB 9 J.Norman, CB 33 S.Neal, CB 39 C.Lewis, LB 40 V.Miller, FB 41 R.Gilliam, LB 42 D.Williams, LB 44 T.Matakevich, LB 52 A.Klein, DE 57 A.Epenesa, DE 59 K.Jonathan, LS 69 R.Ferguson, G/C 71 R.Bates, G 76 D.Edwards, TE 85 Q.Morris, DE 90 S.Lawson, DT 93 L.Joseph, DT 99 T.Settle
INACTIVE: QB 9 K.Allen, T 74 R.Van Demark
NOT ACTIVE: S 23 M.Hyde, DT 46 C.Benford, LB 54 B.Spector, G 68 I.fedi, T 70 A.Anderson, DT 98 P.Ford.

OFFICIALS:

Referee — Bill Vinovich (52); **Umpire** — Alex Moore (49); **Down Judge** — Dale Keller (129); **Line Judge** — Mark Perlman (9); **Field Judge** — Joe Blubaugh (57); **Side Judge** — Jimmy Buchanan (86); **Back Judge** — Jimmy Russell (82); **Replay** — Mark Butterworth

		1	2	3	4	OT	TOTAL	FIELD GOALS (made () & missed)
VISITOR	Denver Broncos	3	12	0	9	0	24	(40) (49) (40) (36)
HOME	Buffalo Bills	0	8	7	7	0	22	

Team	Qtr	Clock Time	PLAY DESCRIPTION (Extra Point) (Drive Info)	SCORE	
				Visitor	Home
Broncos	1	12:39	W.Lutz 40 yd. Field Goal (4-6, 2:13)	3	0
Broncos	2	7:17	C.Sutton 7 yd. pass from R.Wilson (kick failed, hlu) (7-52, 3:53)	9	0
Bills	2	3:36	D.Kincaid 22 yd. pass from J.Allen (J.Allen-G.Davis pass) (8-81, 3:41)	9	8
Broncos	2	0:45	W.Lutz 49 yd. Field Goal (8-45, 2:51)	12	8
Broncos	2	0:00	W.Lutz 40 yd. Field Goal (4-9, 0:37)	15	8
Bills	3	6:42	L.Murray 3 yd. run (T.Bass kick) (7-54, 3:09)	15	15
Broncos	4	5:06	J.Williams 3 yd. pass from R.Wilson (run failed) (12-54, 7:16)	21	15
Bills	4	1:55	J. Allen 6 yd. run (T. Bass kick) (6-75, 3:11)	21	22
Broncos	4	0:00	W.Lutz 36 yd. Field Goal (1-0, 0:04)	24	22

FINAL INDIVIDUAL STATISTICS

Denver Broncos										Buffalo Bills																																																																																																												
RUSHING										RUSHING																																																																																																												
ATT	YDS	AVG	LG	TD	ATT	YDS	AVG	LG	TD	ATT	YDS	AVG	LG	TD	ATT	YDS	AVG	LG	TD																																																																																																			
J. Williams	21	79	3.8	11	0	J. Cook	12	109	9.1	42	0	R. Wilson	9	30	3.3	10	0	L. Murray	9	68	7.6	21	1	J. McLaughlin	6	8	1.3	5	0	J. Allen	4	13	3.3	6	1	S. Perine	1	8	8.0	8	0	T. Johnson	1	2	2.0	2	0	M. Mims	1	-3	-3.0	-3	0	TOTAL	38	122	3.2	11	0	TOTAL	26	192	7.4	42	2																																																					
PASSING										PASSING																																																																																																												
ATT	CMP	YDS	TD	LG	IN	Rtg.	ATT	CMP	YDS	TD	LG	IN	Rtg.	ATT	CMP	YDS	TD	LG	IN	Rtg.	ATT	CMP	YDS	TD	LG	IN	Rtg.																																																																																											
R. Wilson	29	24	193	4/15	2	30	0	117.4	J. Allen	26	15	177	0/0	1	38	2	59.3	TOTAL	29	24	193	4/15	2	30	0	117.4	TOTAL	26	15	177	0/0	1	38	2	59.3																																																																																			
PASS RECEIVING										PASS RECEIVING																																																																																																												
TAR	NO	YDS	AVG	LG	TD	TAR	NO	YDS	AVG	LG	TD	TAR	NO	YDS	AVG	LG	TD	TAR	NO	YDS	AVG	LG	TD																																																																																															
C. Sutton	11	8	53	6.6	30	1	D. Kincaid	6	5	51	10.2	22	1	J. Williams	4	4	31	7.8	18	1	S. Diggs	5	3	34	11.3	14	0	J. Jedy	3	3	35	11.7	19	0	G. Davis	6	2	56	28.0	38	0	S. Perine	3	3	35	11.7	18	0	J. Cook	2	2	11	5.5	8	0	A. Trautman	2	2	15	7.5	9	0	L. Murray	3	2	1	0.5	2	0	J. McLaughlin	2	2	4	2.0	3	0	K. Shakir	2	1	24	24.0	24	0	L. Humphrey	1	1	14	14.0	14	0	D. Harty	1	0	0	0.0	0	0	C. Manhertz	1	1	6	6.0	6	0	TOTAL	29	24	193	8.0	30	2	TOTAL	25	15	177	11.8	38	1
INTERCEPTIONS										INTERCEPTIONS																																																																																																												
NO	YDS	AVG	LG	TD	NO	YDS	AVG	LG	TD	NO	YDS	AVG	LG	TD	NO	YDS	AVG	LG	TD																																																																																																			
F. Moreau	1	9	9.0	9	0	TOTAL	0	0	0.0	0	0	TOTAL	0	0	0.0	0	0																																																																																																					
PUNTING										PUNTING																																																																																																												
NO	YDS	AVG	NET	TB	IN20	LG	NO	YDS	AVG	NET	TB	IN20	LG																																																																																																									
R. Dixon	5	242	48.4	37.4	2	2	63	S. Martin	3	134	44.7	30.0	0	46																																																																																																								
TOTAL	5	242	48.4	37.4	2	2	63	TOTAL	3	134	44.7	30.0	0	46																																																																																																								
PUNT RETURNS										PUNT RETURNS																																																																																																												
NO	YDS	AVG	FC	LG	TD	NO	YDS	AVG	FC	LG	TD																																																																																																											
M. Mims	2	44	22.0	1	27	0	D. Harty	1	15	15.0	2	15	0																																																																																																									
TOTAL	2	44	22.0	1	27	0	[TOUCHBACK]	2	0	0.0	0	0	0																																																																																																									
KICKOFF RETURNS										KICKOFF RETURNS																																																																																																												
NO	YDS	AVG	FC	LG	TD	NO	YDS	AVG	FC	LG	TD																																																																																																											
M. Mims	1	31	31.0	1	31	0	K. Shakir	1	19	19.0	0	19	0																																																																																																									
[TOUCHBACK]	2	0	0.0	0	0	0	[TOUCHBACK]	4	0	0.0	0	0	0																																																																																																									
TOTAL	1	31	31.0	1	31	0	TOTAL	1	19	19.0	0	19	0																																																																																																									
Denver Broncos										Buffalo Bills																																																																																																												
Fum	Lost	Own	Rec.	Yds	TD	FF	Rec.	Yds	TD	Bnds	Fum	Lost	Own	Rec.	Yds	TD	FF	Rec.	Yds	TD	Bnds																																																																																																	
C. Sutton	1	1	0	0	0	0	0	0	0	0	J. Cook	2	1	1	0	0	0	0	0	0	0	0																																																																																																
J. McMillian	0	0	0	0	0	1	1	0	0	0	J. Allen	1	1	0	-4	0	0	0	0	0	0	0																																																																																																
J. Simmons	0	0	0	0	0	1	0	0	0	0	Ta. Johnson	0	0	0	0	0	1	0	0	0	0	0																																																																																																
A. Singleton	0	0	0	0	0	0	1	0	0	0	R. Douglas	0	0	0	0	0	0	1	0	0	0	0																																																																																																
TOTAL	1	1	0	0	0	2	2	0	0	0	TOTAL	3	2	1	-4	0	1	1	0	0	0	0																																																																																																

FINAL TEAM STATISTICS

BRONCOS					BILLS					BRONCOS					BILLS				
TOTAL FIRST DOWNS										FGs - PATs Had Blocked									
19					18					0-0					0-0				
By Rushing										Net Punting Average									
5					12					37.4					30.0				
By Passing										TOTAL RETURN YARDAGE (Not Including Kickoffs)									
12					6					53					53				
By Penalty										No. and Yards Punt Returns									
2					0					2-44					1-15				
THIRD DOWN EFFICIENCY										No. and Yards Kickoff Returns									
8-19-42.1					3-8-37.5					1-31					1-19				
FOURTH DOWN EFFICIENCY										No. and Yards Interception Returns									
1-1-100.0					0-1-0.0					2-9					0-0				
TOTAL NET YARDS										PENALTIES Number and Yards									
300					369					10-61					5-63				
Total Offensive Plays (inc. times thrown passing)										FUMBLES Number and Lost									
71					52					1-1					3-2				
Average gain per offensive play										TOUCHDOWNS									
4.2					7.1					2					3				
NET YARDS RUSHING										Rushing									
122					192					0					2				
Total Rushing Plays										Passing									
38					26					2					1				
Average gain per rushing play										EXTRA POINTS Made-Attempts									
3.2					7.4					0-2					3-3				
Tackles for a loss-number and yards										Kicking Made-Attempts									
1-3					0-0					0-1					2-2				
NET YARDS PASSING										FIELD GOALS Made-Attempts									
178					177					4-4					0-0				
Times thrown - yards lost attempting to pass										RED ZONE EFFICIENCY									
4-15					0-0					2-3-67					2-2-100				
Gross yards passing										GOAL TO GO EFFICIENCY									
193					177					1-1-100					2-2-100				
PASS ATTEMPTS-COMPLETIONS-HAD INTERCEPTED										SAFETIES									
29-24-0					26-15-2					0					0				
Avg gain per pass play (inc.# thrown passing)										FINAL SCORE									
5.4					6.8					24					22				
KICKOFFS Number-In End Zone-Touchbacks										TIME OF POSSESSION									
5-5-4					4-2-2					37-21					22-39				
PUNTS Number and Average																			
5-48.4					3-44.7														
Had Blocked																			
0					0														

BRONCOS DEFENSIVE STATISTICS

(Press Box Totals)

PLAYER	UT	A	TT	S-YDS	I	PD	FF	FR	PLAYER	UT	A	TT	S-YDS	I	PD	FF	FR
A. Singleton	3	8	11	0-0	0	0	0	1	P. Surtain	1	1	2	0-0	0	0	0	0
J. Jewell	3	3	6	0-0	0	0	0	0	N. Bonitto	0	2	2	0-0	0	0	0	0
J. McMillian	4	1	5	0-0	0	0	1	1	Z. Allen	1	0	1	0-0	0	1	0	0
F. Moreau	2	3	5	0-0	1	2	0	0	J. Cooper	1	0	1	0-0	0	0	0	0
J. Simmons	2	3	5	0-0	1	1	1	0	R. Perkins	1	0	1	0-0	0	0	0	0
D. Turner-Yell	2	3	5	0-0	0	0	0	0	D. Mathis	0	1	1	0-0	0	0	0	0
D. Jones	2	2	4	0-0	0	0	0	0	Team Totals	25	29	54	0-0	2	4	2	2
B. Browning	2	1	3	0-0	0	0	0	0									
P. Locke	1	1	2	0-0	0	0	0	0									



Broncos 21, Vikings 20

Sunday, Nov. 19, 2023 • 6:23 p.m. MST • Empower Field at Mile High • Denver

WEATHER: Cloudy, 53°, Wind SW 3 mph • **TIME:** 3:02 • **ATTENDANCE:** 76,848

The Denver Broncos collected their fourth straight win and second consecutive primetime victory after defeating the Minnesota Vikings, 21-20, on NBC's *Sunday Night Football*.

With the win, Denver notched its first four-game winning streak for the first time since 2016 (Weeks 1-4).

QB Russell Wilson completed 27-of-35 passes (77.1%) for 259 yards with one touchdown and zero interceptions (106.7 rtg.). His 27 completions tied his season high which was set in Week 1 against Las Vegas.

Three Broncos (WR Courtland Sutton, RB Samaje Perine, WR Jerry Jeudy) totaled at least 50 receiving yards, with Sutton catching a touchdown pass in his fifth straight game. Sutton became the first Bronco to collect at least eight touchdowns in a single season since TE Julius Thomas in 2014.

K Wil Lutz made a career-high five field goal attempts in the game, while the defense forced three turnovers (2 fumbles, 1 INT). From Weeks 8-11, the Broncos' defense recorded 12 takeaways.

On the game's third play from scrimmage, Vikings QB Josh Dobbs fumbled the football which set the Broncos offense up at the Minnesota 30-yardline. OLB Baron Browning forced the fumble with CB Ja'Quan McMillian posting his second career fumble recovery.

The turnover, which led to a Broncos field goal and a 3-0 lead, marked the second time in consecutive games the defense forced a takeaway on the opponent's opening drive. Lutz knocked in a 31-yard field goal to give Denver the advantage.

Following the turnover, the Vikings responded with 10 unanswered points, using a touchdown and field goal to grab a 10-3 lead with 8:09 remaining in the half. The Broncos capped the first half with two Lutz field goals, including one as time expired, and trailed 10-9 heading into the intermission.

Minnesota struck first in the second half and collected their second touchdown of the game. Dobbs scrambled for a 10-yard score, giving the Vikings a 17-9 advantage.

Dobbs scored the only points in the third quarter and the Broncos trailed by eight heading into the final frame.

To start the fourth quarter, Denver tallied two field goals and trimmed the deficit to 17-15 with 10:37 to play. It signified Lutz's fourth and fifth field goals of the contest.

Later in the quarter, and with the game on the line, the Broncos marched down the field and scored the game-winning touchdown on a 15-yard pitch-and-catch from Wilson to Sutton.

Denver used the 10-play, 75-yard drive to re-gain the lead, with Sutton and Perine accounting for all 75 yards on the drive.

The Broncos thwarted Minnesota's attempt for a game-winning field goal and forced a turnover on downs. Denver kneeled out the final 16 seconds and walked away with their third straight win against a team above .500.

OFFICIALS:

Referee — Ronald Torbert (62); **Umpire** — Barry Anderson (20); **Down Judge** — Max Causey (21); **Line Judge** — Maia Chaka (10); **Field Judge** — Ryan Dickson (25); **Side Judge** — Keith Whangton (7); **Back Judge** — Tony Josselyn (67); **Replay** — Arantzia Young-Seigler

DENVER BRONCOS

OFFENSE

TE 45 N. Adkins
WR 10 J. Jeudy
LT 72 G. Bolles
LG 74 B. Powers
C 79 L. Cushmanberry
RG 77 Q. Meinerz
RT 69 M. McGlinchey
TE 82 A. Trautman
WR 14 C. Sutton
QB 3 R. Wilson
RB 33 J. Williams

DEFENSE

DE 99 Z. Allen
DT 93 D. Jones
DL 98 M. Purcell
OLB 0 J. Cooper
OLB 56 B. Browning
ILB 47 J. Jewell
ILB 49 A. Singleton
CB 2 P. Surtain
CB 23 F. Moreau
S 22 K. Jackson
S 31 J. Simmons

BRONCOS SUBSTITUTIONS: CB 1 Tr.Smith, P 9 R.Dixon, K 16 W.Lutz, WR 17 L.Humphrey, WR 19 M.Mims, FB 20 M.Burton, RB 25 S.Perine, CB 27 D.Mathis, CB 29 J.McMillian, S 32 D.Turner-Yell, S 34 J.Skinner, CB 37 R.Moss, RB 38 J.McLaughlin, RB 39 D.Washington, ILB 40 J.Strand, ILB 41 D.Sanders, OLB 42 N.Bonitto, LS 48 M.Fraboni, C 60 L.Wattenberg, T 75 Q.Bailey, TE 84 C.Manhertz, WR 87 D.Sills, DE 91 M.Henningsen, DL 92 J.Harris **DID NOT PLAY:** QB 4 J.Stidham, T 73 C.Fleming **INACTIVE:** S 6 P.Locke, OLB 51 R.Perkins, LB 57 B.Niemann, OLB 59 T.Incoom, C 76 A.Forsyth, DL 95 E.Garcia.

MINNESOTA VIKINGS

OFFENSE

WR 3 J. Addison
TE 84 J. Oliver
LT 71 C. Darrisaw
LG 66 D. Risner
C 56 G. Bradbury
RG 67 E. Ingram
RT 75 B. O'Neill
WR 17 K. Osborn
TE 87 T. Hockenson
QB 15 J. Dobbs
RB 2 A. Mattison

DEFENSE

OLB 99 D. Hunter
DL 94 D. Lowry
DL 97 H. Phillips
DL 90 J. Bullard
OLB 98 D. Wonnum
LB 40 I. Pace
CB 7 B. Murphy
CB 5 M. Blackmon
S 44 J. Metellus
S 22 H. Smith
S 24 C. Bynum

VIKINGS SUBSTITUTIONS: K 1 G.Joseph, WR 4 B.Powell, CB 11 N.Thompson, WR 13 N.Harry, P 14 R.Wright, S 20 J.Ward, CB 23 A.Booth, S 25 Th.Jackson, RB 26 K.Nwangwu, CB 29 J.Williams, FB 30 C.Ham, RB 32 T.Chandler, LS 42 A.DePaola, LB 45 T.Dye, LB 54 A.Barr, OLB 55 A.Carter, LB 59 N.Vigil, G 64 B.Brandel, T 76 D.Quessenberg, WR 83 J.Nailor, TE 86 J.Mundt, OLB 91 P.Jones, DL 93 J.Roy, DL 95 K.Tonga **DID NOT PLAY:** QB 12 N.Mullens, C 65 A.Schlottmann **INACTIVE:** S 6 L.Cline, WR 9 T.Jackson, OLB 16 J.Hall, CB 21 A.Evans, LB 33 B.Asamoah, TE 34 N.Muse, T 78 H.Adeniji.

		1	2	3	4	OT	TOTAL	FIELD GOALS (made () & missed)			
VISITOR	Minnesota Vikings	0	10	7	3	0	20	(34) (30)			
HOME	Denver Broncos	3	6	0	12	0	21	(31) (31) (52) (37) (28)			

Team	Qtr	Clock Time	PLAY DESCRIPTION (Extra Point) (Drive Info)	SCORE Visitor	SCORE Home
Broncos	1	10:28	W.Lutz 31 yd. Field Goal (6-17, 3:02)	0	3
Vikings	2	14:53	J.Oliver 3 yd. pass from J.Dobbs (G.Joseph kick) (10-65, 5:08)	7	3
Vikings	2	8:09	G.Joseph 34 yd. Field Goal (9-55, 5:08)	10	3
Broncos	2	4:08	W.Lutz 31 yd. Field Goal (7-63, 4:01)	10	6
Broncos	2	0:00	W.Lutz 52 yd. Field Goal (7-46, 1:11)	10	9
Vikings	3	7:55	J.Dobbs 10 yd. run (G.Joseph kick) (9-69, 4:38)	17	9
Broncos	4	12:40	W.Lutz 37 yd. Field Goal (9-47, 5:08)	17	12
Broncos	4	10:37	W.Lutz 28 yd. Field Goal (4--1, 1:53)	17	15
Vikings	4	3:17	G. Joseph 30 yd. Field Goal (14-63, 7:20)	20	15
Broncos	4	1:03	C. Sutton 15 yd. pass from R. Wilson (run failed) (10-75, 2:14)	20	21

FINAL INDIVIDUAL STATISTICS																					
Denver Broncos						Minnesota Vikings															
RUSHING	ATT	YDS	AVG	LG	TD	RUSHING	ATT	YDS	AVG	LG	TD										
J. Williams	11	37	3.4	15	0	A. Mattison	18	81	4.5	15	0										
S. Perine	1	7	7.0	7	0	T. Chandler	10	73	7.3	31	0										
R. Wilson	2	1	0.5	2	0	J. Dobbs	8	21	2.6	10	1										
J. McLaughlin	1	1	1.0	1	0																
TOTAL	15	46	3.1	15	0	TOTAL	36	175	4.9	31	1										
PASSING	ATT	CMP	YDS	TD	LG	IN	Rtg.	PASSING	ATT	CMP	YDS	TD	LG	IN	Rtg.						
R. Wilson	35	27	259	2/10	1	33	0	106.7	J. Dobbs	32	20	221	2/11	1	29	1	80.3				
TOTAL	35	27	259	2/10	1	33	0	106.7	TOTAL	32	20	221	2/11	1	29	1	80.3				
PASS RECEIVING	TAR	NO	YDS	AVG	LG	TD	PASS RECEIVING	TAR	NO	YDS	AVG	LG	TD								
S. Perine	7	7	60	8.6	17	0	T. Hockenson	7	4	55	13.8	29	0								
J. Jeudy	7	5	58	11.6	19	0	J. Oliver	4	4	47	11.8	29	1								
J. McLaughlin	5	5	14	2.8	9	0	T. Chandler	4	4	37	9.3	19	0								
C. Sutton	5	4	66	16.5	33	1	J. Addison	6	3	44	14.7	18	0								
A. Trautman	2	2	33	16.5	19	0	B. Powell	4	3	32	10.7	22	0								
J. Williams	2	2	16	8.0	13	0	K. Osborn	2	1	7	7.0	7	0								
M. Mims	3	2	12	6.0	8	0	A. Mattison	2	1	-1	-1.0	-1	0								
L. Humphrey	1	0	0	—	0	0															
TOTAL	32	27	259	9.6	33	1	TOTAL	29	20	221	11.1	29	1								
INTERCEPTIONS	NO	YDS	AVG	LG	TD	INTERCEPTIONS	NO	YDS	AVG	LG	TD										
J. McMillian	1	9	9.0	9	0																
TOTAL	1	9	9.0	9	0	TOTAL	0	0	0.0	0	0										
PUNTING	NO	YDS	AVG	NET	TB	IN20	LG	PUNTING	NO	YDS	AVG	NET	TB	IN20	LG						
R. Dixon	4	217	54.3	42.5	1	0	68	R. Wright	2	95	47.5	27.5	2	0	48						
TOTAL	4	217	54.3	42.5	1	0	68	TOTAL	2	95	47.5	27.5	2	0	48						
PUNT RETURNS	NO	YDS	AVG	FC	LG	TD	PUNT RETURNS	NO	YDS	AVG	FC	LG	TD								
[TOUCHBACK]	2	0	0.0	0	0	0	B. Powell	3	27	9.0	0	12	0								
							[TOUCHBACK]	1	0	0.0	0	0	0								
TOTAL	0	0	0.0	0	0	0	TOTAL	3	27	9.0	0	12	0								
KICKOFF RETURNS	NO	YDS	AVG	FC	LG	TD	KICKOFF RETURNS	NO	YDS	AVG	FC	LG	TD								
[TOUCHBACK]	6	0	0.0	0	0	0	[TOUCHBACK]	5	0	0.0	0	0	0								
TOTAL	0	0	0.0	0	0	0	TOTAL	0	0	0.0	0	0	0								
Denver Broncos	Own	Fumbles	Lost	Rec.	Yds	TD	FF	Rec.	Yds	TD	Bnds	Opp.	Own	Fumbles	Lost	Rec.	Yds	TD	Bnds		
S. Perine	1	0	0	0	0	0	0	0	0	0	1	J. Dobbs	3	1	2	-1	0	0	0	0	
B. Browning	0	0	0	0	0	1	0	0	0	0	0	A. Mattison	1	1	0	0	0	0	0	0	
D. Jones	0	0	0	0	1	0	0	0	0	0	0	I. Pace	0	0	0	0	1	0	0	0	
J. Jewell	0	0	0	0	0	1	0	0	0	0	0										
J. McMillian	0	0	0	0	0	1	2	0	0	0	0										
TOTAL	1	0	0	0	2	2	5	0	1	0	1	TOTAL	4	2	2	-1	0	1	0	0	0

FINAL TEAM STATISTICS												
BRONCOS						VIKINGS						
TOTAL FIRST DOWNS	13						19					
By Rushing	2						9					
By Passing	11						9					
By Penalty	0						1					
THIRD DOWN EFFICIENCY	2-12-16.7						6-15-40.0					
FOURTH DOWN EFFICIENCY	1-1-100.0						3-4-75.0					
TOTAL NET YARDS	295						385					
Total Offensive Plays (inc. times thrown passing)	52						70					
Average gain per offensive play	5.7						5.5					
NET YARDS RUSHING	46						175					
Total Rushing Plays	15						36					
Average gain per rushing play	3.1						4.9					
Tackles for a loss-number and yards	1-1						1-2					
NET YARDS PASSING	249						210					
Times thrown - yards lost attempting to pass	2-11						2-11					
Gross yards passing	259						221					
PASS ATTEMPTS-COMPLETIONS-HAD INTERCEPTED	32-27-0						32-20-1					
Avg gain per pass play (inc. # thrown passing)	6.7						6.2					
KICKOFFS Number-In End Zone-Touchbacks	6-6-6						5-5-5					
PUNTS Number and Average	4-54.3						2-47.5					
Had Blocked	0						0					
FGs - PATs Had Blocked	0-0						0-0					
Net Punting Average	42.5						27.5					
TOTAL RETURN YARDAGE (Not Including Kickoffs)	9						27					
No. and Yards Punt Returns	0-0						3-27					
No. and Yards Kickoff Returns	0-0						0-0					
No. and Yards Interception Returns	1-9						0-0					
PENALTIES Number and Yards	4-48						6-55					
FUMBLES Number and Lost	1-0						4-2					
TOUCHDOWNS	1						2					
Rushing	0						1					
Passing	1						1					
EXTRA POINTS Made-Attempts	0-1						2-2					
Kicking Made-Attempts	0-0						2-2					
Rushing Made-Attempts	0-1						0-0					
FIELD GOALS Made-Attempts	5-5						5-5					
RED ZONE EFFICIENCY	1.5-20						2.4-50					
GOAL TO GO EFFICIENCY	0-1-0						0-1-0					
SAFETIES	21						20					
FINAL SCORE	21						20					
TIME OF POSSESSION	25:02						34:58					

BRONCOS DEFENSIVE STATISTICS																	
(Press Box Totals)																	
PLAYER	UT	A	TT	S-YDS	I	PD	FF	FR	PLAYER	UT	A	TT	S-YDS	I	PD	FF	FR
A. Singleton	11	5	16	0-0	0	0	0	0	D. Jones	2	1	3	0-0	0	0	1	0
K. Jackson	6	3	9	0-0	0	0	0	0	F. Moreau	2	1	3	0-0	0	0	0	0
J. Jewell	5	1	6	0-0	0	0	0	1	M. Henningsen	2	0	2	0-0	0	0	0	0
Z. Allen	3	2	5	0-0	0	0	0	0	J. McMillian	1	1	2	0-0	1	1	0	1
J. Cooper	2	3	5	1-11	0	0	0	0	R. Moss	1	0	1	0-0	0	0	0	0
J. Simmons	3	1	4	0-0	0	3	0	0	M. Purcell	0	1	1	0-0	0	0	0	0
P. Surtain	3	1	4	0-0	0	1	0	0	D. Mathis	0	1	1	0-0	0	0	0	0
J. Harris	1	3	4	0-0	0	0	0	0	N. Bonitto	0	0	0	0-0	0	0	0	0
B. Browning	3	0	3	1-0	0	0	1	0	Team Totals	45	24	69	2-11	1	5	2	2



Broncos 29, Browns 12

Sunday, Nov. 26, 2023 • 2:05 p.m. MST • Empower Field at Mile High • Denver

WEATHER: Sunny, 40°, Wind NW 5 mph • **TIME:** 3:12 • **ATTENDANCE:** 76,261

The Denver Broncos collected their fifth straight win after defeating the Cleveland Browns, 29-12, in Week 12 at Empower Field at Mile High.

Denver's five-game winning streak is the franchise's longest since winning seven consecutive contests in 2015.

QB Russell Wilson completed 13-of-22 passes (59.1%) for 134 yards with one touchdown and zero interceptions (91.9 rtg.). Additionally, he rushed a season-high 11 times for 34 yards (7.9 avg.) and recorded his 27th career rushing touchdown.

The Broncos' rushing attack was clicking on cylinders as the team ran for a season-high 169 yards on 39 carries (4.3 avg.). RB Javonte Williams collected a team-high 69 yards on the ground, while RB Samaje Perine posted seven rushes for 55 yards (7.9 avg.) with one score.

TE Adam Trautman collected his second touchdown as a Bronco—and sixth of his career—on an eight-yard sliding catch. WR Courtland Sutton led the team in receiving, registering three catches for 61 yards (20.3 avg.).

For the fourth straight game, the Broncos tallied three takeaways. S P.J. Locke and ILB Josey Jewell each forced fumbles while ILB Alex Singleton, DT D.J. Jones and DL Mike Purcell each nabbed fumble recoveries.

The Broncos opened the game scoring the first 14 points of the contest. Perine scored the first touchdown of the game on a three-yard run, while Wilson followed with a two-yard rushing score of his own.

Entering the game, Denver accumulated only one rushing touchdown in the first 10 contest. Sunday's game against Cleveland marked the first time the team totaled multiple rushing scores since Week 17 of the 2022 season.

At the 5:59 mark of the second quarter, the Browns tallied their first points of the game on a 36-yard field goal by K Dustin Hopkins. To cap the first half, Hopkins made a 24-yard attempt with 22 seconds remaining, but Denver went into the intermission with a 14-6 advantage.

To start the second half, Cleveland embarked on a 13-play, 79-yard drive that ended with a two-yard touchdown pass from QB Dorian Thompson-Robinson to tight end Harrison Bryant. The Browns failed to convert the two-point attempt and trailed by two after scoring 12 unanswered points.

The remainder of the game belonged to the Broncos as the team scored the final 15 points of the game. Trautman's acrobatic touchdown catch made it a 24-12 game with 13:29 left to play in the contest.

Lutz knocked in a field goal at the 4:19 mark, and the Denver added two points on a sack and safety by DE Zach Allen and OLB Nik Bonitto. The Broncos held Cleveland to 269 yards of total offense and 2-for-13 on third down, which helped the team collect their sixth win of the season.

OFFICIALS:

Referee — Adrian Hill (29); **Umpire** — Roy Ellison (81); **Down Judge** — David Oliver (24); **Line Judge** — Tripp Sutter (37); **Field Judge** — Mearl Robinson (31); **Side Judge** — Jim Quirk (5); **Back Judge** — Greg Steed (12); **Replay** — Roddy Ames

DENVER BRONCOS

OFFENSE		DEFENSE	
TE 84 C. Manhertz		DE 99 Z. Allen	
WR 17 L. Humphrey		DT 93 D. Jones	
LT 72 G. Bolles		DL 98 M. Purcell	
LG 74 B. Powers		OLB 0 J. Cooper	
C 79 L. Cushmanberry		OLB 56 B. Browning	
RG 77 Q. Meinerz		ILB 47 J. Jewell	
RT 69 M. McGlinchey		ILB 49 A. Singleton	
WR 87 D. Sills		CB 2 P. Surtain	
QB 3 R. Wilson		CB 23 F. Moreau	
FB 20 M. Burton		CB 29 J. McMillian	
RB 33 J. Williams		S 31 J. Simmons	

BRONCOS SUBSTITUTIONS: CB 1 Tr.Smith, S 6 P.Locke, P 9 R.Dixon, WR 10 J.Jeudy, WR 14 C.Sutton, K 16 W.Lutz, WR 19 M.Mims, RB 25 S.Perine, CB 27 D.Mathis, S 32 D.Turner-Yell, CB 37 R.Moss, RB 38 J.McLaughlin, ILB 40 J.Strnad, ILB 41 D.Sanders, OLB 42 N.Bonitto, TE 45 N.Adkins, LS 48 M.Fraboni, LB 57 B.Niemann, C 60 L.Wattenberg, T 75 Q.Bailey, TE 82 A.Trautman, DE 91 M.Henningsen, DL 92 J.Harris, NT 96 T.Lancaster **DID NOT PLAY:** QB 4 J.Stidham, T 73 C.Fleming **INACTIVE:** S 34 J.Skinner, RB 39 D.Washington, OLB 51 R.Perkins, OLB 59 T.Incoom, C 76 A.Forsyth, DL 95 E.Garcia.

CLEVELAND BROWNS

OFFENSE		DEFENSE	
WR 19 C. Tillman		DE 95 M. Garrett	
LT 64 G. Christian		DT 96 J. Elliott	
LG 75 J. Bitonio		DT 94 D. Tomlinson	
C 55 E. Pocic		DE 99 Z. Smith	
RG 77 W. Teller		LB 42 T. Fields	
RT 79 D. Jones		LB 44 S. Takitaki	
TE 85 D. Njoku		LB 6 J. Ovwusu-Koramoah	
WR 2 A. Cooper		CB 0 P. Surtain	
WR 8 E. Moore		CB 23 F. Moreau	
QB 17 D. Thompson-Robinson		S 22 J. McMillian	
RB 34 J. Ford		S 1 J. Simmons	

BROWNS SUBSTITUTIONS: K 7 D.Hopkins, QB 10 P.Walker, WR 11 J.Proche, P 13 C.Bojorquez, WR 18 Dav.Bell, RB 20 P.Strong, CB 25 K.Halliasse, RB 27 K.Hunt, CB 28 M.Ford, S 33 R.Hickman, S 37 Da.Bell, CB 38 A.Green, LB 40 M.Adams, LB 43 M.Diabate, LS 47 C.Hughlett, S 48 T.McCalister, LB 51 J.Kunaszky, FB/C 53 N.Harris, DE 54 O.Okoronkwo, T 66 J.Hudson, G 68 M.Dunn, TE 84 J.Akins, TE 88 H.Bryant, DT 90 M.Hurst, DE 91 A.Wright, DT 93 S.Harris **DID NOT PLAY:** N/A **INACTIVE:** WR 3 M.Goodwin, LB 5 A.Walker, CB 21 D.Ward, C 56 L.Wypler, DE 57 I.McGuire, DT 62 S.Ika, T 69 L.Watson

		1	2	3	4	OT	TOTAL	FIELD GOALS (made () & missed)	
VISITOR	Cleveland Browns	0	6	6	0	0	12	(36) (24)	
HOME	Denver Broncos	7	7	3	12	0	29	(23) (34)	

Team	Qtr	Clock Time	PLAY DESCRIPTION (Extra Point) (Drive Info)	SCORE	
				Visitor	Home
Broncos	1	8:14	S.Perine 3 yd. run (W.Lutz kick) (9-80, 5:21)	0	7
Broncos	2	11:11	R.Wilson 2 yd. run (W.Lutz kick) (13-80, 5:52)	0	14
Browns	2	5:59	D.Hopkins 36 yd. Field Goal (13-57, 5:12)	3	14
Browns	2	0:22	D.Hopkins 24 yd. Field Goal (11-67, 2:42)	6	14
Browns	3	6:42	H.Bryant 2 yd. pass from D.Thompson-Robinson (pass failed) (13-79, 6:24)	12	14
Broncos	3	1:25	W.Lutz 23 yd. Field Goal (9-70, 5:17)	12	17
Broncos	4	13:29	A.Trautman 8 yd. pass from R.Wilson (W.Lutz kick) (4-20, 1:25)	12	24
Broncos	4	4:19	W.Lutz 34 yd. Field Goal (7-42, 4:05)	12	27
Broncos	4	2:19	P.Walker sacked in end zone by Z.Allen, N.Bonitto for a Safety	12	29

FINAL INDIVIDUAL STATISTICS

Denver Broncos											Cleveland Browns																									
RUSHING	ATT	YDS	AVG	LG	TD						RUSHING	ATT	YDS	AVG	LG	TD																				
J. Williams	18	65	3.6	15	0						J. Ford	9	65	7.2	19	0																				
S. Perine	7	55	7.9	24	1						K. Hunt	7	22	3.1	7	0																				
R. Wilson	11	34	3.1	19	1						D. Thompson-Robinson	5	21	4.2	9	0																				
M. Mims	1	11	11.0	11	0						H. Bryant	1	0	0.0	0	0																				
J. McLaughlin	2	4	2.0	6	0						E. Moore	1	0	0.0	0	0																				
P. Walker	1	-1	-1.0	-1	0						TOTAL	24	107	4.5	19	0																				
TOTAL	39	169	4.3	24	2						TOTAL	24	107	4.5	19	0																				
PASSING	ATT	CMP	YDS	TD	LG	IN	Rtg.					PASSING	ATT	CMP	YDS	TD	LG	IN	Rtg.																	
R. Wilson	22	13	134	1/9	1	31	0	91.9					D. Thompson-Robinson	29	14	134	0/0	1	23	0	73.1															
													P. Walker	13	6	56	4/28	0	26	0	58.5															
TOTAL	22	13	134	1/9	1	31	0	91.9					TOTAL	42	20	190	4/28	1	26	0	68.6															
PASS RECEIVING	TAR	NO	YDS	AVG	LG	TD						PASS RECEIVING	TAR	NO	YDS	AVG	LG	TD																		
C. Sutton	6	3	61	20.3	31	0						D. Njoku	9	6	59	9.8	17	0																		
J. Williams	6	3	6	2.0	4	0						C. Tillman	5	4	55	13.8	23	0																		
M. Mims	3	2	24	12.0	16	0						J. Ford	7	4	14	3.5	11	0																		
J. Jeudy	3	2	11	5.5	7	0						E. Moore	9	3	44	14.7	26	0																		
L. Humphrey	1	1	13	13.0	13	0						A. Cooper	6	2	16	8.0	11	0																		
S. Perine	1	1	11	11.0	11	0						H. Bryant	1	1	2	2.0	2	1																		
A. Trautman	1	1	8	8.0	8	1						Dav. Bell	1	0	0	0.0	0	0																		
TOTAL	21	13	134	10.3	31	1						TOTAL	39	20	190	9.5	26	1																		
INTERCEPTIONS	NO	YDS	AVG	LG	TD						INTERCEPTIONS	NO	YDS	AVG	LG	TD																				
N/A	0	0	0.0	0	0						N/A	0	0	0.0	0	0																				
TOTAL	0	0	0.0	0	0						TOTAL	0	0	0.0	0	0																				
PUNTING	NO	YDS	AVG	NET	TB	IN20	LG					PUNTING	NO	YDS	AVG	NET	TB	IN20	LG																	
R. Dixon	5	226	45.2	43.4	0	1	50					C. Bojorquez	3	181	60.3	46.3	2	0	72																	
TOTAL	5	226	45.2	43.4	0	1	50					TOTAL	3	181	60.3	46.3	2	0	72																	
PUNT RETURNS	NO	YDS	AVG	FC	LG	TD						PUNT RETURNS	NO	YDS	AVG	FC	LG	TD																		
M. Mims	1	2	2.0	0	2	0						J. Proche	1	9	9.0	3	9	0																		
[TOUCHBACK]	2	0	0.0	0	0	0						[DOWNED]	1	0	0.0	0	0	0																		
TOTAL	1	2	2.0	0	2	0						TOTAL	1	9	9.0	3	9	0																		
KICKOFF RETURNS	NO	YDS	AVG	FC	LG	TD						KICKOFF RETURNS	NO	YDS	AVG	FC	LG	TD																		
M. Mims	0	0	0.0	1	0	0						[TOUCHBACK]	6	0	0.0	0	0	0																		
[TOUCHBACK]	4	0	0.0	0	0	0						TOTAL	0	0	0.0	0	0	0																		
TOTAL	0	0	0.0	1	0	0						TOTAL	0	0	0.0	0	0	0																		
Denver Broncos	Own								Opp.								Cleveland Browns	Own								Opp.										
FUMBLES	Fum	Lost	Rec.	Yds	TD	FF	Rec.	Yds	TD	Bnds								FUMBLES	Fum	Lost	Rec.	Yds	TD	FF	Rec.	Yds	TD	Bnds								
R. Wilson	2	1	1	-3	0	0	0	0	0	0								P. Walker	2	1	0	0	0	0	0	0	0	0	0							
J. Jewell	0	0	0	0	0	1	0	0	0	0								H. Bryant	1	0	0	0	0	0	0	0	0	0								
P. Locke	0	0	0	0	0	1	0	0	0	0								D. Thompson-Robinson	1	0	-5	0	0	0	0	0	0	0								
D. Jones	0	0	0	0	0	0	1	0	0	0								E. Moore	1	0	-10	0	0	0	0	0	0	0								
M. Purrill	0	0	0	0	0	1	0	0	0	0								K. Hunt	0	0	1	0	0	0	0	0	0	0								
A. Singleton	0	0	0	0	0	1	0	0	0	0								D. Jones	0	0	1	0	0	0	0	0	0	0								
																		J. Ovisu-Koramoah	0	0	0	0	0	1	0	0	0	0								
																		A. Wright	0	0	0	0	0	0	0	0	0	0								
TOTAL	2	1	1	-3	0	2	3	0	0	0								TOTAL	5	3	2	-15	0	1	1	0	0	0								

FINAL TEAM STATISTICS

	BRONCOS	BROWNS		BRONCOS	BROWNS
TOTAL FIRST DOWNS	17	19	FGs - PATs Had Blocked	0-0	0-0
By Rushing	10	6	Net Punting Average	43.4	46.3
By Passing	5	10	TOTAL RETURN YARDAGE (Not Including Kicks)		
By Penalty	2	3	No. and Yards Punt Returns	1-2	1-9
THIRD DOWN EFFICIENCY	6-14-42.9	2-13-15.4	No. and Yards Kickoff Returns	0-0	0-0
FOURTH DOWN EFFICIENCY	0-1-0.0	2-5-40.0	No. and Yards Interception Returns	0-0	0-0
TOTAL NET YARDS	294	269	PENALTIES Number and Yards	8-71	8-66
Total Offensive Plays (inc. times thrown passing)	62	70	FUMBLES Number and Lost	2-1	5-3
Average gain per offensive play	4.7	3.8	TOUCHDOWNS	3	1
NET YARDS RUSHING	169	107	Rushing	2	0
Total Rushing Plays	39	24	Passing	1	1
Average gain per rushing play	4.3	4.5	EXTRA POINTS Made-Attempts	3-3	0-1
Tackles for a loss-number and yards	5-11	0-0	Kicking Made-Attempts	3-3	0-0
NET YARDS PASSING	125	162	FIELD GOALS Made-Attempts	2-2	2-2
Times thrown - yards lost attempting to pass	1-9	4-28	RED ZONE EFFICIENCY	3-5-60	1-3-30
Gross yards passing	134	190	GOAL TO GO EFFICIENCY	3-4-75	1-2-50
PASS ATTEMPTS-COMPLETIONS-HAD INTERCEPTED	22-13-0	42-20-0	SAFETIES	1	0
Avg gain per pass play (inc.# thrown passing)	5.4	3.5	FINAL SCORE	29	12
KICKOFFS Number-In End Zone-Touchbacks	6-6-6	5-4-4	TIME OF POSSESSION	32:48	27:12
PUNTS Number and Average	5-45.2	3-60.3			
Had Blocked	0	0			

BRONCOS DEFENSIVE STATISTICS

(Press Box Totals)

PLAYER	UT	A	TT	S-YDS	I	PD	FF	FR	PLAYER	UT	A	TT	S-YDS	I	PD	FF	FR
A. Singleton	4	6	10	0-0	0	1	0	0	T. Lancaster	2	0	2	0-0	0	0	0	0
P. Locke	5	2	7	1-9	0	1	1	0	N. Bonitto	1	1	2	1.5-6.5	0	1	0	0
J. Cooper	4	1	5	0-0	0	0	0	0	B. Browning	1	1	2	0-0	0	0	0	0
J. McMillian	3	2	5	0-0	0	0	0	0	D. Sanders	1	1	2	0-0	0	0	0	0
F. Moreau	3	1	4	0-0	0	0	0	0	Z. Allen	0	1	1	0.5-2.5	0	0	0	0
J. Simmons	3	1	4	0-0	0	0	0	0	D. Jones	0	1	1	0-0	0	0	0	0
P. Surtain	2	2	4	0-0	0	0	0	0	M. Henningsen	0	1	1	0-0	0	0	0	0
J. Harris	3	0	3	0-0	0	0	0	0	M. Purrill	0	0	0	0-0	0	1	0	1
J. Jewell	2	1	3	1-10	0	0	1	0	Team Totals	34	22	56	4-28	0	4	2	3



Texans 22, Broncos 17

Sunday, Dec. 3, 2023 • 12 p.m. CST • NRG Stadium • Houston

WEATHER: Partly Sunny, 67°, Wind WNW 5 mph • **TIME:** 3:09 • **ATTENDANCE:** 71,670

The Denver Broncos fell to the Houston Texans on the road, 22-17. The loss snaps Denver's five-game winning streak, but the Broncos still sit at .500 on the season (6-6).

QB Russell Wilson completed 15-of-26 passes (57.7%) for 186 yards with one touchdown and three interceptions (53.2 rtg.). Wilson rushed 10 times for 44 yards (4.4 avg.) and a touchdown, making it his 22nd career game with at least one passing touchdown and one rushing touchdown.

WR Courtland Sutton registered a team-high 77 receiving yards on two receptions (38.5 avg.) with one touchdown, while RB Javonte Williams led the team in rushing with 46 yards on 13 carries (3.5 avg.).

Sutton's 45-yard touchdown reception marks the second-longest touchdown catch of his career, preceded only by a 70-yard touchdown reception from QB Joe Flacco in 2019.

Denver's defense finished the game with five sacks. ILB Alex Singleton recorded his ninth double-digit tackle game of the season, putting him at 120 tackles in 2023. After tallying one sack and two tackles for loss, S P.J. Locke became the fifth Broncos safety since 1994 to record at least one sack and multiple TFLs in a single game.

Houston and Denver traded punts on the first two drives of the matchup. While holding the Broncos scoreless, the Texans found the posts for a field goal and shortly afterwards found the endzone on a 3-yard touchdown by RB Dameon Pierce.

The Broncos punted for the third straight drive, and Houston capitalized with a 59-yard gain on the following drive. Despite picking up at the 26-yard line for the start of the second period, the Texans were held to a field goal to extend their lead to 13-0.

Denver did not score until the 1:27 mark of the second quarter, when K Wil Lutz completed a 34-yard field goal.

After halftime, the Broncos elected to receive, and were forced to punt. Following a 39-yard gain on a pass from Texans QB C.J. Stroud to WR Nico Collins, Houston got within field goal range once more and was able to convert.

However, Wilson connected with Sutton in the endzone with a 45-yard touchdown pass to cut the deficit to 16-10. This pass gave Wilson 329 touchdown passes for his career, eclipsing Pro Football Hall of Fame QB Dan Marino (328) for the second-most passing touchdowns by an NFL quarterback in his first 12 seasons.

Texans CB Derek Stingley picked off a pass intended for WR Jerry Jeudy at the end of the third quarter, and Houston took advantage with Stroud throwing a 3-yard touchdown pass to Collins. CB Fabian Moreau intercepted the Texans' two-point attempt, and after a 41-yard pass to Jeudy, Wilson scored on a QB sneak to keep the Broncos in striking range; Denver trailed 17-22 with 12 minutes to play.

Stingley picked off Wilson again on the Broncos' next drive, but a stop and a sack from Locke forced a Houston punt. A 32-yard pass to Sutton put Denver in Houston territory. Despite converting on fourth down twice and four tries from eight yards, the Broncos struggled to find the endzone. Wilson's pass to TE Lucas Krull was intercepted with 16 seconds left, sealing the Texans' victory.

OFFICIALS:

Referee — Shawn Smith (14); **Umpire** — Bryan Neale (92); **Down Judge** — Jay Bilbo (84); **Line Judge** — Jeff Seeman (45); **Field Judge** — Dyrrol Prioleau (109); **Side Judge** — Clay Reynard (18); **Back Judge** — Dino Paganelli (105); **Replay** — Mike Wimmer

DENVER BRONCOS

OFFENSE		DEFENSE	
WR 19	M. Mims	WLB 56	B. Browning
WR 10	J. Jeudy	NT 93	D. Jones
LT 72	G. Bolles	DL 98	M. Purcell
LG 74	B. Powers	DE 99	Z. Allen
C 79	L. Cushenberry	SLB 0	J. Cooper
LG 77	Q. Meinerz	ILB 47	J. Jewell
RG 69	M. McGlinchey	ILB 49	A. Singleton
TE 85	L. Krull	LCB 2	P. Surtain
WR 14	C. Sutton	RCB 23	F. Moreau
QB 3	R. Wilson	RS 6	P. Locke
RB 33	J. Williams	LS 31	J. Simmons

BRONCOS SUBSTITUTIONS: CB 1 Tr.Smith, P 9 R.Dixon, K 16 W.Lutz, WR 17 L.Humphrey, FB 20 M.Burton, RB 25 S.Perine, CB 27 D.Mathis, CB 29 J.McMillian, S 32 D.Turner-Yell, CB 37 R.Moss, RB 38 J.McLaughlin, RB 39 D.Washington, ILB 40 J.Strnad, ILB 41 D.Sanders, OLB 42 N.Bonitto, LS 48 M.Fraboni, LB 57 B.Niemann, C 60 L.Wattenberg, T 75 Q.Bailey, TE 82 A.Trautman, TE 84 C.Manherth, WR 89 B.Johnson, DE 91 M.Henningsen, DL 92 J.Harris **DID NOT PLAY:** QB 4 J.Stidham, T 73 C.Fleming **INACTIVE:** QB 11 B.DiNucci, S 34 J.Skinner, TE 45 N.Akers, OLB 51 R.Perkins, OLB 59 T.Incoom, C 76 A.Forsyth, DL 95 E.Garcia.

HOUSTON TEXANS

OFFENSE		DEFENSE	
WR 85	N. Brown	DE 51	W. Anderson
TE 9	B. Jordan	DT 96	M. Collins
LT 78	L. Tunsil	DT 98	S. Rankins
LG 70	J. Scroggs	DE 52	J. Greenard
C 63	M. Deiter	CB 25	D. King
RG 69	S. Mason	MIKE 6	D. Perryman
RT 77	G. Fant	SAM 53	B. Cashman
WR 12	N. Collins	CB 24	D. Stingley
QB 7	C. Stroud	CB 21	S. Nelson
FB 47	A. Beck	S 1	J. Ward
RB 26	D. Singletary	S 5	J. Pitre

TEXANS SUBSTITUTIONS: WR 2 R.Woods, WR 3 T.Dell, CB 4 T.Thomas, WR 8 J.Metchie, QB 10 D.Mills, P 11 C.Johnston, K 16 M.Ammendola, CB 20 K.Hollman, S 30 D.Houston-Carson, RB 31 D.Pierce, RB 33 D.Ogunbowale, LB 35 J.Hansen, CB 37 D.Ross, LB 39 H.To'o'o, LB 43 N.Hewitt, LS 46 J.Weeks, LB 48 C.Harris, DE 55 J.Hughes, DE 56 K.Hyder, G 60 D.Eiselen, T 67 C.Heck, T 74 J.Jones, TE 81 E.Saubert, DT 93 K.Hinsh, DT 94 K.Davis, DE 95 D.Barnett **INACTIVE:** 30B 18 C.Keenum, WR 19 X.Hutchinson, RB 22 M.Boone, DE 41 M.Sanders, G 64 N.Broecker, TE 86 D.Schultz.

		1	2	3	4	OT	TOTAL	FIELD GOALS (made () & missed)	
VISITOR	Denver Broncos	0	3	7	7	0	17	(34)	
HOME	Houston Texans	10	3	3	6	0	22	(29) (38) (38)	
Team	Qtr	Clock Time	PLAY DESCRIPTION (Extra Point) (Drive Info)				SCORE		
Texans	1	10:11	M.Ammendola 29 yd. Field Goal (5-36, 2:03)				0	3	
Texans	1	3:49	D.Pierce 3 yd. run (M.Ammendola kick) (10-78, 4:22)				0	10	
Texans	2	12:54	M.Ammendola 38 yd. Field Goal (7-69, 3:12)				0	13	
Broncos	2	1:24	W.Lutz 34 yd. Field Goal (13-56, 5:09)				3	13	
Texans	3	8:51	M.Ammendola 38 yd. Field Goal (7-40, 4:02)				3	16	
Broncos	3	4:47	C.Sutton 45 yd. pass from R.Wilson (W.Lutz kick) (3-58, 1:20)				10	16	
Texans	4	14:16	N.Collins 3 yd. pass from C.Stroud (pass failed) (4-21, 1:43)				10	22	
Broncos	4	12:04	R.Wilson 1 yd. run (W.Lutz kick) (5-75, 2:12)				17	22	

FINAL INDIVIDUAL STATISTICS

Denver Broncos											Houston Texans												
RUSHING	ATT	YDS	AVG	LG	TD	RUSHING	ATT	YDS	AVG	LG	TD	RUSHING	ATT	YDS	AVG	LG	TD						
J. Williams	13	46	3.5	16	0	D. Pierce	15	41	2.7	22	1	J. Williams	13	46	3.5	16	0						
R. Wilson	10	44	4.4	11	1	D. Singletary	8	36	4.5	14	0	R. Wilson	10	44	4.4	11	1						
J. McLaughlin	4	15	3.8	8	0	C. Stroud	6	11	1.8	4	0	J. McLaughlin	4	15	3.8	8	0						
M. Mims	1	8	8.0	8	0	D. Ogunbowale	1	1	1.0	1	0	M. Mims	1	8	8.0	8	0						
M. Burton	1	4	4.0	4	0							M. Burton	1	4	4.0	4	0						
S. Perine	1	1	1.0	1	0							S. Perine	1	1	1.0	1	0						
TOTAL	30	118	3.9	16	1	TOTAL	30	89	3.0	22	1	TOTAL	30	118	3.9	16	1						
PASSING	ATT	CMP	YDS	TD	INT	Rtg.	PASSING	ATT	CMP	YDS	TD	INT	Rtg.	PASSING	ATT	CMP	YDS	TD	INT	Rtg.			
R. Wilson	26	15	186	3/22	1	45.3	C. Stroud	27	16	274	5/28	1	59.0	R. Wilson	26	15	186	3/22	1	45.3			
							D. Mills	1	1	18	0/0	0	18.0										
TOTAL	26	15	186	3/22	1	45.3	TOTAL	28	17	292	5/28	1	59.0	TOTAL	26	15	186	3/22	1	45.3			
PASS RECEIVING	TAR	NO	YDS	AVG	LG	TD	PASS RECEIVING	TAR	NO	YDS	AVG	LG	TD	PASS RECEIVING	TAR	NO	YDS	AVG	LG	TD			
J. Jeudy	4	3	51	17.0	41	0	N. Collins	12	9	191	21.2	59	1	J. Jeudy	4	3	51	17.0	41	0			
J. Williams	3	3	24	8.0	15	0	B. Jordan	4	3	64	21.3	27	0	J. Williams	3	3	24	8.0	15	0			
C. Sutton	7	2	77	38.5	45	1	D. Ogunbowale	1	1	14	14.0	14	0	C. Sutton	7	2	77	38.5	45	1			
J. McLaughlin	2	2	6	3.0	5	0	J. Metchie	3	1	9	9.0	9	0	J. McLaughlin	2	2	6	3.0	5	0			
S. Perine	2	2	5	2.5	5	0	A. Beck	2	1	5	5.0	5	0	S. Perine	2	2	5	2.5	5	0			
L. Humphrey	1	1	12	12.0	12	0	E. Saubert	1	1	5	5.0	5	0	L. Humphrey	1	1	12	12.0	12	0			
A. Trautman	2	1	6	6.0	6	0	D. Singletary	1	1	4	4.0	4	0	A. Trautman	2	1	6	6.0	6	0			
M. Mims	2	1	5	5.0	5	0	N. Brown	2	0	0	0.0	0	0	M. Mims	2	1	5	5.0	5	0			
L. Krull	1	0	0	0.0	0	0								L. Krull	1	0	0	0.0	0	0			
TOTAL	24	15	186	12.4	45	1	TOTAL	26	17	292	17.2	59	1	TOTAL	24	15	186	12.4	45	1			
INTERCEPTIONS	NO	YDS	AVG	LG	TD	INTERCEPTIONS	NO	YDS	AVG	LG	TD	INTERCEPTIONS	NO	YDS	AVG	LG	TD						
							D. Stingley	2	3	1.5	3	0											
							J. Ward	1	0	0.0	0	0											
TOTAL	0	0	0.0	0	0	TOTAL	3	3	1.0	3	0	TOTAL	0	0	0.0	0	0						
PUNTING	NO	YDS	AVG	NET	TB	IN20	LG	PUNTING	NO	YDS	AVG	NET	TB	IN20	LG	PUNTING	NO	YDS	AVG	NET	TB	IN20	LG
R. Dixon	6	266	44.3	43.2	0	3	57	C. Johnston	7	354	50.6	43.9	2	2	69	R. Dixon	6	266	44.3	43.2	0	3	57
TOTAL	6	266	44.3	43.2	0	3	57	TOTAL	7	354	50.6	43.9	2	2	69	TOTAL	6	266	44.3	43.2	0	3	57
PUNT RETURNS	NO	YDS	AVG	FC	LG	TD	PUNT RETURNS	NO	YDS	AVG	FC	LG	TD	PUNT RETURNS	NO	YDS	AVG	FC	LG	TD			
M. Mims	1	7	7.0	2	7	0	D. King	1	7	7.0	2	7	0	M. Mims	1	7	7.0	2	7	0			
[DOWNED]	1	0	0.0	0	0	0	R. Woods	0	0	0.0	2	0	0	[DOWNED]	1	0	0.0	0	0	0			
[OUT OF BOUNDS]	1	0	0.0	0	0	0	[OUT OF BOUNDS]	1	0	0.0	0	0	0	[OUT OF BOUNDS]	1	0	0.0	0	0	0			
[TOUCHBACK]	2	0	0.0	0	0	0								[TOUCHBACK]	2	0	0.0	0	0	0			
TOTAL	1	7	7.0	2	7	0	TOTAL	1	7	7.0	4	7	0	TOTAL	1	7	7.0	2	7	0			
KICKOFF RETURNS	NO	YDS	AVG	FC	LG	TD	KICKOFF RETURNS	NO	YDS	AVG	FC	LG	TD	KICKOFF RETURNS	NO	YDS	AVG	FC	LG	TD			
M. Mims	2	44	22.0	0	27	0	D. King	1	23	23.0	0	23	0	M. Mims	2	44	22.0	0	27	0			
[TOUCHBACK]	4	0	0.0	0	0	0	[TOUCHBACK]	3	0	0.0	0	0	0	[TOUCHBACK]	4	0	0.0	0	0	0			
TOTAL	2	44	22.0	0	27	0	TOTAL	1	23	23.0	0	23	0	TOTAL	2	44	22.0	0	27	0			
Denver Broncos	Fum	Lost	Rec.	Yds	TD	FF	Rec.	Yds	TD	Bnds	Opp.	Rec.	Yds	TD	Bnds	Opp.	Rec.	Yds	TD	Bnds			
J. McMillian	0	0	0	0	0	1	0	0	0	0	0	0	0	0	0	0	0	0	0	0			
TOTAL	0	0	0	0	0	1	0	0	0	0	0	0	0	0	0	0	0	0	0	0			
Houston Texans	Fum	Lost	Rec.	Yds	TD	FF	Rec.	Yds	TD	Bnds	Opp.	Rec.	Yds	TD	Bnds	Opp.	Rec.	Yds	TD	Bnds			
C. Stroud	1	0	0	0	0	0	0	0	0	0	0	0	0	0	0	0	0	0	0	0			
D. Ogunbowale	0	0	1	0	0	0	0	0	0	0	0	0	0	0	0	0	0	0	0	0			
TOTAL	1	0	1	0	0	0	0	0	0	0	0	0	0	0	0	0	0	0	0	0			

FINAL TEAM STATISTICS

BRONCOS										TEXANS										
TOTAL FIRST DOWNS	16										14									
By Rushing	9										5									
By Passing	5										8									
By Penalty	2										1									
THIRD DOWN EFFICIENCY	0-11-0.0										4-16-25.0									
FOURTH DOWN EFFICIENCY	3-3-100.0										1-1-100.0									
TOTAL NET YARDS	282										353									
Total Offensive Plays (inc. times thrown passing)	59										63									
Average gain per offensive play	4.8										5.6									
NET YARDS RUSHING	118										89									
Total Rushing Plays	30										30									
Average gain per rushing play	3.9										3.0									
Tackles for a loss-number and yards	2-3										3-6									
NET YARDS PASSING	164										264									
Times thrown - yards lost attempting to pass	3-22										5-28									
Gross yards passing	186										292									
PASS ATTEMPTS-COMPLETIONS-HAD INTERCEPTED	26-15-3										28-17-0									
Avg gain per pass play (inc. # thrown passing)	5.7										8.0									
KICKOFFS Number-In End Zone-Touchbacks	4-4-3										6-5-4									
PUNTS Number and Average	6-44.3										7-50.0									
Had Blocked	0										0									
FGs - PATs Had Blocked	0-0										0-0									
Net Punting Average	43.2										43.9									
TOTAL RETURN YARDAGE (Not Including Kickoffs)	7										1									
No. and Yards Punt Returns	1-7										1-7									
No. and Yards Kickoff Returns	2-44										1-23									
No. and Yards Interception Returns	0-0										3-3									
PENALTIES Number and Yards	2-8										8-81									
FUMBLES Number and Lost	0-0										1-0									
TOUCHDOWNS	2										2									
Rushing	1										1									
Passing	1										1									
EXTRA POINTS Made-Attempts	2-2										1-2									
Kicking Made-Attempts	2-2										1-1									
FIELD GOALS Made-Attempts	1-1										3-3									
RED ZONE EFFICIENCY	1-3-33										2-3-67									
GOAL TO GO EFFICIENCY	1-2-50										2-2-100									
SAFETIES	0										0									
FINAL SCORE	17										22									
TIME OF POSSESSION	26:56										33:04									

BRONCOS DEFENSIVE STATISTICS

(Press Box Totals)

PLAYER	UT	A	TT	S-YDS	I	PD	FF	FR	PLAYER	UT	A	TT	S-YDS	I	PD	FF	FR
A. Singleton	8	4	12	1-10	0	0	0	0	J. McMillian	1	1	2	1-5	0	0	1	0
P. Locke	6	2	8	1-9	0	0	0	0	B. Browning	1	1	2	0.5-1.5	0	0	0	0
J. Cooper	4	3	7	0-0	0	0	0	0	M. Purcell	1	1	2	0-0	0	0	0	0
Z. Allen	2	4	6	0.5-1.5	0	0	0	0	M. Henningsen	1	1	2	0-0	0	0	0	0
J. Jewell	2	4	6	0-0	0	0	0	0	J. Simmons	1	1	2	0-0	0	0	0	0
P. Surtain	5	0	5	0-0	0												



Broncos 24, Chargers 7

Sunday, Dec. 10, 2023 • 1:25 p.m. PST • SoFi Stadium • Inglewood, Calif.

WEATHER: Clear, 75°, Wind N 3 mph • **TIME:** 3:00 • **ATTENDANCE:** 70,240

The Denver Broncos grabbed their second divisional win of the season—and first win ever at SoFi Stadium—after defeating the Chargers in Los Angeles by the score of 24-7.

QB Russell Wilson completed 21-of-33 passes for 224 yards with two touchdowns and one interception (91.0 rtg.) in the game while WR Courtland Sutton caught his 10th touchdown of the season, totaling three catches for 62 yards (20.7 avg.).

Denver also limited Chargers QB Justin Herbert to only 96 yards on 9-of-17 passing with one interception (45.2 rtg.) in the game. Herbert left the game with an injury in the second quarter.

The defense also brought pressure all day, with six different Broncos recording sacks in the contest. It was only the seventh time in franchise history that six different players recorded at least one sack in a single game.

After the Chargers intercepted a pass from Wilson on the first offensive play for Denver, the Broncos' defense stood tall on their own 13-yard line. The Chargers were unable to put any points on the drive after attempting a fourth-down conversion from the Denver six-yard line that failed.

After a Denver punt, the Chargers gave the ball back after pressure on Herbert caused a tipped ball that was intercepted by OLB Jonathon Cooper. It was Cooper's first career interception, who brought it back to the Chargers' three-yard line.

Denver wasted no time making Los Angeles pay, with RB Javonte Williams running the ball in on the first play of the drive. It was Williams' first rushing score since returning from his injury.

The teams would trade punts the rest of the half until the end, when a 10-play, 65-yard drive helped set up a 23-yard field goal by K Wil Lutz to take the 10-0 lead at halftime.

Both teams would punt on their first drives of the half, but Denver would kick the door down on their second possession. Wilson found Sutton for a 46-yard touchdown, with Sutton making the contested catch in the endzone to take the 17-0 lead.

The quarter would end that way, but it would not take too long for Los Angeles to get on the board in the fourth quarter. QB Easton Stick, who replaced the injured Herbert, helped lead a five-play, 94-yard drive that was capped by a three-yard touchdown rush by Chargers' RB Austin Ekeler to make the score 17-7.

Denver would respond though, going on a 13-play drive themselves the next possession that went 75 yards and ended with Wilson's second touchdown pass of the game to TE Adam Trautman.

The game would be capped with another fumble recovery by Denver, this time caused and recovered by ILB Josey Jewell to help seal the 14-7 win for Denver.

DENVER BRONCOS

OFFENSE

WR 14 C. Sutton
LT 72 G. Bolles
LG 74 B. Powers
C 79 L. Cushmanberry
LG 77 Q. Meinerz
RG 69 M. McGlinchey
TE 82 A. Trautman
WR 17 L. Humphrey
WR 19 M. Mims
QB 3 R. Wilson
RB 33 J. Williams

DEFENSE

WLB 56 B. Browning
NT 93 D. Jones
DL 98 M. Purcell
DE 99 Z. Allen
SLB 0 J. Cooper
ILB 47 J. Jewell
ILB 49 A. Singleton
LCB 2 P. Surtain
RCB 23 F. Moreau
RS 6 P. Locke
LS 31 J. Simmons

BRONCOS SUBSTITUTIONS: CB 1 Tr.Smith, P 9 R.Dixon, WR 10 J.Jeudy, K 16 W.Lutz, FB 20 M.Burton, RB 25 S.Perine, CB 27 D.Mathis, CB 29 J.McMillian, S 32 D.Turner-Yell, CB 37 R.Moss, RB 38 J.McLaughlin, RB 39 D.Washington, ILB 40 J.Strnad, ILB 41 D.Sanders, OLB 42 N.Bonitto, LS 48 M.Frabanji, LB 57 B.Niemann, C 60 L.Wattenberg, T 73 C.Fleming, T 75 Q.Bailey, TE 84 C.Manherz, TE 85 L.Krull, WR 89 B.Johnson, DE 91 M.Henningsen, DL 92 J.Harris **DID NOT PLAY:** CB 4 J.Stidham
INACTIVE: S 34 J.Skinner, B 36 T.Badie, TE 45 N.Adkins, OLB 51 R.Perkins, OLB 59 T.Incoom, C 76 A.Forsyth, DL 95 E.Garcia.

LOS ANGELES CHARGERS

OFFENSE

WR 82 A. Erickson
TE 7 G. Everett
TE 83 N. Vannett
LT 70 R. Slater
LG 77 Z. Johnson
C 76 W. Clapp
RG 68 J. Salyer
RT 79 T. Pipkins
WR 13 K. Allen
QB 10 J. Herbert
RB 30 A. Ekeler

DEFENSE

OLB 52 K. Mack
DL 51 S. Joseph
DL 98 A. Johnson
EDGE 45 T. Tuipulotu
LB 6 E. Kendricks
LB 9 K. Murray
CB 43 M. Davis
CB 26 A. Samuel
S 3 D. James
S 32 A. Gilman
S 37 J. Hawkins

CHARGERS SUBSTITUTIONS: LB 0 D.Henley, WR 1 Q.Johnston, CB 2 E.Stick, K 11 C.Dicker, WR 12 D.Davis, WR 15 J.Guyton, P 16 J.Scott, S 20 D.Marlowe, S 24 A.Finley, RB 25 J.Kelley, CB 27 E.Bassey, RB 28 I.Spiller, LB 31 N.Niemann, DB 36 J.Taylor, TE 40 S.Anderson, LS 47 J.Harris, LB 53 B.Lynch, DL 56 M.Fox, OLB 56 J.Hollins, DL 64 B.James, OL 71 J.McFadden, T 73 F.Sarell, TE 89 D.Parham, OLB 92 A.Farmer, DL 95 N.Williams, DL 99 S.Matlock **DID NOT PLAY:** N/A
INACTIVE: S 22 J.Woods, DB 33 D.Leonard, LB 57 A.Ogbongbemiga, TE 84 S.Smart, DL 93 O.Ogbonnia.

OFFICIALS:

Referee — Clete Blakeman (34); **Umpire** — Bruce Sritesky (102); **Down Judge** — Dana McKenzie (8); **Line Judge** — Julian Mapp (10); **Field Judge** — Dyrrol Prioleau (109); **Side Judge** — Lo van Pham (99); **Back Judge** — Jonah Monroe (120); **Replay** — Chad Adams

		1	2	3	4	OT	TOTAL	FIELD GOALS (made () & missed)
VISITOR	Denver Broncos	7	3	7	7	0	24	(23)
HOME	Los Angeles Chargers	0	0	0	7	0	7	

Team	Qtr	Clock Time	PLAY DESCRIPTION (Extra Point) (Drive Info)	SCORE	
				Visitor	Home
Broncos	1	4:55	J.Williams 3 yd. run (W.Lutz kick) (1-3, 0:05)	7	0
Broncos	2	0:05	W.Lutz 23 yd. Field Goal (10-65, 1:23)	10	0
Broncos	3	5:55	C.Sutton 46 yd. pass from R.Wilson (W.Lutz kick) (4-60, 2:12)	17	0
Chargers	4	10:37	A.Ekeler 3 yd. run (C.Dicker kick) (5-94, 1:44)	17	7
Broncos	4	3:11	A. Trautman 10 yd. pass from R.Wilson (W.Lutz kick) (13-75, 7:26)	24	7

FINAL INDIVIDUAL STATISTICS

Denver Broncos										Los Angeles Chargers									
RUSHING										RUSHING									
J. Williams	17	66	3.9	20	1					A. Ekeler	10	51	5.1	9	1				
J. McLaughlin	5	25	5.0	9	0					I. Spiller	6	19	3.2	6	0				
S. Perine	2	8	4.0	5	0					J. Kelley	3	6	2.0	3	0				
R. Wilson	6	5	0.8	7	0														
M. Burton	1	2	2.0	2	0														
TOTAL	31	106	3.4	20	1					TOTAL	19	76	4.0	9	1				
PASSING										PASSING									
R. Wilson	33	21	224	2/8	2	46	1	91.0	E. Stick	24	13	179	2/31	0	57	0	78.3		
									J. Herbert	17	9	96	4/37	0	18	1	45.2		
									K. Allen	1	0	0	0/0	0	0	0	39.6		
TOTAL	33	21	224	2/8	2	46	1	91.0	TOTAL	42	22	275	6/68	0	57	1	63.1		
PASS RECEIVING										PASS RECEIVING									
S. Perine	5	5	36	7.2	9	0				K. Allen	12	6	68	11.3	22	0			
C. Sutton	4	3	62	20.7	46	1				A. Ekeler	7	5	49	9.8	18	0			
J. Williams	4	3	25	8.3	14	0				G. Everett	8	5	39	7.8	12	0			
A. Trautman	3	2	19	9.5	10	1				Q. Johnston	4	3	91	30.3	57	0			
J. Jeurty	6	2	16	8.0	9	0				D. Parham	2	1	11	11.0	11	0			
M. Mims	3	2	11	5.5	8	0				A. Erickson	7	1	9	9.0	9	0			
L. Krull	1	1	35	35.5	35	0				J. Guyton	1	1	8	8.0	8	0			
L. Humphrey	1	1	12	12.0	12	0													
J. McLaughlin	2	1	7	7.0	7	0													
M. Burton	1	1	1	1.0	1	0													
TOTAL	30	21	224	10.7	46	2				TOTAL	41	22	275	12.5	57	0			
INTERCEPTIONS										INTERCEPTIONS									
J. Cooper			1	4	4.0	4	0			M. Davis			1	0	0.0	0	0		
TOTAL			1	4	4.0	4	0			TOTAL			1	0	0.0	0	0		
PUNTING										PUNTING									
R. Dixon	7	313	44.7	44.7	0	5	56			J. Scott	5	287	57.4	48.4	1	2	83		
TOTAL	7	313	44.7	44.7	0	1	36			TOTAL	5	287	57.4	48.4	1	2	83		
PUNT RETURNS										PUNT RETURNS									
M. Mims	2	25	12.5	2	13	0				D. Davis	0	0	0.0	6	0	0			
[TOUCHBACK]	1	0	0.0	0	0	0				[DOWNED]	1	0	0.0	0	0	0			
TOTAL	2	25	12.5	2	13	0				TOTAL	0	0	0.0	6	0	0			
KICKOFF RETURNS										KICKOFF RETURNS									
[TOUCHBACK]	2	0	0.0	0	0	0				D. Davis	2	44	22.0	0	24	0			
TOTAL	0	0	0.0	0	0	0				[TOUCHBACK]	3	0	0.0	0	0	0			
										TOTAL	2	44	22.0	0	24	0			
Denver Broncos										Los Angeles Chargers									
Fumbles	Fum	Lost	Rec.	Yds	TD	FF	Opp. Yds	TD	Out Bnds	Fumbles	Fum	Lost	Rec.	Yds	TD	FF	Opp. Yds	TD	Out Bnds
P. Locke	0	0	0	0	0	1	0	0	0	E. Stick	2	1	0	0	0	0	0	0	0
J. Simmons	0	0	0	0	0	1	0	0	0	A. Ekeler	0	0	1	-1	0	0	0	0	0
J. Jewell	0	0	0	0	0	1	10	0	0	TOTAL	2	1	1	-1	0	0	0	0	0
TOTAL	0	0	0	0	0	2	1	10	0										

FINAL TEAM STATISTICS

	BRONCOS					CHARGERS						BRONCOS					CHARGERS				
TOTAL FIRST DOWNS	19					17					FGs - PATs Had Blocked	0-0					0-0				
By Rushing	9					3					Net Punting Average	44.7					48.4				
By Passing	9					13					TOTAL RETURN YARDAGE (Not Including Kickoffs)	29					0				
By Penalty	1					1					No. and Yards Punt Returns	2-25					0-0				
THIRD DOWN EFFICIENCY	8-17-47.1					0-12-0.0					No. and Yards Kickoff Returns	0-0					2-44				
FOURTH DOWN EFFICIENCY	0-0-0.0					1-6-16.7					No. and Yards Interception Returns	1-4					1-0				
TOTAL NET YARDS	322					283					PENALTIES Number and Yards	4-26					2-10				
Total Offensive Plays (inc. times thrown passing)	66					67					FUMBLES Number and Lost	0-0					2-1				
Average gain per offensive play	4.9					4.2					TOUCHDOWNS	3					1				
NET YARDS RUSHING	106					76					Rushing	1					1				
Total Rushing Plays	31					19					Passing	2					0				
Average gain per rushing play	3.4					4.0					EXTRA POINTS Made-Attempts	3-3					1-1				
Tackles for a loss-number and yards	2-6					2-3					Kicking Made-Attempts	3-3					1-1				
NET YARDS PASSING	207					6-68					FIELD GOALS Made-Attempts	1-1					0-0				
Times thrown - yards lost attempting to pass	2-8					6-68					RED ZONE EFFICIENCY	2-4-50					1-2-50				
Gross yards passing	224					275					GOAL TO GO EFFICIENCY	1-2-50					1-1-100				
PASS ATTEMPTS-COMPLETIONS-HAD INTERCEPTED	33-21-1					42-22-1					SAFETIES	0					0				
Avg gain per pass play (inc.# thrown passing)	6.2					4.3					FINAL SCORE	24					7				
KICKOFFS Number-In End Zone-Touchbacks	5-5-3					2-2-2					TIME OF POSSESSION	33:29					26:31				
PUNTS Number and Average	7-44.7					5-57.4															
Had Blocked	0					0															

BRONCOS DEFENSIVE STATISTICS

(Press Box Totals)

PLAYER	UT	A	TT	S-YDS	I	PD	FF	FR	PLAYER	UT	A	TT	S-YDS	I	PD	FF	FR
A. Singleton	10	4	14	1-11	0	1	0	0	D. Jones	2	0	2	0-0	0	0	0	0
J. Jewell	4	5	9	1-6	0	1	0	1	D. Sanders	1	1	2	0-0	0	0	0	0
P. Locke	2	5	7	1-16	0	1	1	0	Z. Allen	1	0	1	1-10	0	0	0	0
J. Simmons	3	3	6	1-15	0	1	1	0	M. Purcell	1	0	1	0-0	0	0	0	0
J. McMillian	5	0	5	1-10	0	1	0	0	N. Bonitto	1	0	1	0-0	0	0	0	0
P. Surtain	5	0	5	0-0	0	0	0	0	J. Harris	1	0	1	0-0	0	0	0	0
B. Browning	4	0	4	0-0	0	1	0	0	M. Henningsen	1	0	1	0-0	0	0	0	0
F. Moreau	2	1	3	0-0	0	1	0	0	R. Moss	0	1	1	0-0	0	0	0	0
J. Cooper	2	0	2	0-0	1	1	0	0	Team Totals	45	20	65	6-68	1	8	2	1



Lions 42, Broncos 17

Saturday, Dec. 16, 2023 • 8:15 p.m. EST • Ford Field • Detroit

WEATHER: Ind. • TIME: 3:03 • ATTENDANCE: 64,560

The Broncos dropped their Saturday night primetime game in Detroit to fall to 7-7 on the season, losing to the Lions by the score of 42-17.

Both WR Courtland Sutton and WR Jerry Jeudy shined in the game, with Sutton catching five passes for 71 yards (14.2 avg.) and Jeudy making three catches for 74 yards (24.7) in the contest.

ILB Josey Jewell led the defense with nine tackles (7 solo) while both ILB Jonathan Cooper and DT D.J. Jones recorded sacks in the contest.

It was a strong start for Denver's defense in the game, as they forced the Lions to punt on their first three drives of the game. Denver nearly got off on the right foot, traveling 41 yards on their opening possession of the game, but a fumble by QB Russell Wilson gave the ball back to Detroit.

The Lions were able to capitalize on their fourth drive of the game early in the second quarter as Lions QB Jared Goff connected with TE Sam LaPorta for a 19-yard touchdown.

Detroit kept the momentum going, as their next drive saw them go 61 yards on six plays and ended when Goff found Lions RB Jahmyr Gibbs for the nine-yard score.

The Lions went into the half on a high note with another scoring drive of 81 yards after Goff found Lions WR Amon-Ra St. Brown for the 15-yard touchdown to give Detroit the 21-0 lead at half.

The Broncos did not go down without a fight though, as their first drive took them 75 yards on 10 plays to cut the lead to 21-7 after Wilson found WR Lil'Jordan Humphrey with a three-yard touchdown pass.

The Lions got their lead right back, as Goff and LaPorta connected again on their next drive to take the 21-point lead back.

The Broncos would again answer the next drive, as they went 70 yards on 12 plays to set up a 23-yard field goal by K Wil Lutz to make the game 28-10.

Detroit again found the endzone on the opening drive of the fourth quarter. This time, Gibbs rushed around the left end for the 12-yard score, capping off a six-play, 75-yard drive that resulted in a 35-10 lead.

After the teams traded punts, Denver found the endzone after a Wilson one-yard rush up the middle to wrap up a 62-yard drive to make the score 35-17.

Detroit would not leave there, scoring on their next drive with LaPorta's third touchdown catch of the night to make the score 42-17 that ended the game.

DENVER BRONCOS

OFFENSE

WR 10 J. Jeudy
WR 14 C. Sutton
LT 72 G. Bolles
LG 74 B. Powers
C 79 L. Cushenberry
RG 77 Q. Meinerz
RT 69 M. McGlinchey
TE 82 A. Trautman
WR 17 L. Humphrey
QB 3 R. Wilson
RB 38 J. McLaughlin

DEFENSE

WLB 56 B. Browning
NT 93 D. Jones
DL 98 M. Purcell
DE 99 Z. Allen
SLB 0 J. Cooper
ILB 47 J. Jewell
ILB 49 A. Singleton
LCB 2 P. Surtain
RCB 23 F. Moreau
RS 6 P. Locke
LS 31 J. Simmons

BRONCOS SUBSTITUTIONS: CB 1 Tr.Smith, QB 4 J.Stidham, P 9 R.Dixon, K 16 W.Lutz, WR 19 M.Mims, FB 20 M.Burton, RB 25 S.Perine, CB 27 D.Mathis, CB 29 J.McMillian, S 32 D. Turner-Yell, RB 33 J.Williams, CB 37 R.Moss, RB 39 D.Washington, ILB 40 J.Stnrad, ILB 41 D.Sanders, LS 48 M.Fraboni, OLB 59 T.Incoom, C 60 L.Wattenberg, T 73 C.Fleming, T 75 Q.Bailey, TE 84 C.Manheter, TE 85 L.Krull, WR 89 B.Johnson, DE 91 M.Henningsen, DL 92 J.Harris, NT 96 T.Lancaster **DID NOT PLAY:** N/A **INACTIVE:** QB 11 B.DiNucci, S 34 J.Skinner, OLB 42 N.Bonitto, TE 45 N.Adkins, LB 57 B.Niemann, C 76 A.Forsyth, DL 95 E.Garcia.

DETROIT LIONS

OFFENSE

WR 9 J. Williams
WR 14 A. St. Brown
LT 68 T. Decker
LG 73 J. Jackson
C 77 F. Ragnow
RG 60 G. Glasgow
RT 58 P. Sewell
TE 89 B. Wright
TE 87 S. LaPorta
QB 16 J. Goff
RB 5 D. Montgomery

DEFENSE

DL 97 A. Hutchinson
DL 96 I. Buggs
DL 94 B. Jones
DL 93 J. Paschal
LB 55 D. Barnes
LB 34 A. Anzalone
DB 32 B. Branch
CB 1 C. Sutton
CB 30 K. Dorsey
S 31 K. Joseph
S 6 I. Melifonwu

LIONS SUBSTITUTIONS: P 3 J.Fox, WR 8 J.Reynolds, WR 11 K.Raymond, RB 13 C.Reynolds, K 17 M.Badgley, WR 19 D.Peoples-Jones, S 21 T.Walker, CB 23 J.Jacobs, CB 25 W.Harris, RB 26 J.Gibbs, CB 29 K.Vildor, LB 42 J.Reeves-Maybin, LS 43 J.McQuaide, LB 44 M.Rodriguez, LB 46 J.Campbell, DL 51 B.Irvin, LB 57 A.Pittman, T 70 D.Skipper, G 74 K.Awosika, OL 75 C.Sorsdal, DL 79 J.Cominsky, TE 82 J.Mitchell, DL 91 L.Onwuozurike, DL 95 R.Okwara, DL 98 B.Martin **DID NOT PLAY:** QB 10 T.Bridgewater **INACTIVE:** CB 24 S.Gilmore, CB 27 C.Lucas, K 36 R.Patterson, DL 53 C.Harris, LB 59 T.Nowaske, WR 80 A.Green, LB 99 J.Okwara.

OFFICIALS:

Referee — John Hussey (35); **Umpire** — Carl Paganelli (124); **Down Judge** — Frank LeBlanc (44); **Line Judge** — Carl Johnson (101); **Field Judge** — Anthony Fleming (90); **Side Judge** — Allen Baynes (56); **Back Judge** — Matt Edwards (96); **Replay** — James Nicholson

		1	2	3	4	OT	TOTAL	FIELD GOALS (made () & missed)	
VISITOR	Denver Broncos	0	0	10	7	0	17	(23)	
HOME	Detroit Lions	0	21	7	14	0	42		

Team	Qtr	Clock Time	PLAY DESCRIPTION (Extra Point) (Drive Info)	SCORE Visitor	Home
Lions	2	12:31	S.LaPorta 19 yd. pass from J.Goff (M.Badgley kick) (8-80, 4:07)	0	7
Lions	2	8:15	J.Gibbs 9 yd. pass from J.Goff (M.Badgley kick) (6-61, 2:43)	0	14
Lions	2	0:19	A.St. Brown 15 yd. pass from J.Goff (M.Badgley kick) (11-81, 4:02)	0	21
Broncos	3	10:34	L.Humphrey 3 yd. pass from R.Wilson (W.Lutz kick) (10-75, 4:26)	7	21
Lions	3	7:01	S.LaPorta 3 yd. pass from J.Goff (M.Badgley kick) (8-75, 3:33)	7	28
Broncos	3	0:43	W.Lutz 23 yd. Field Goal (12-70, 6:18)	10	28
Lions	4	12:12	J.Gibbs 12 yd. run (M.Badgley kick) (6-75, 3:31)	10	35
Broncos	4	6:28	R.Wilson 1 yd. run (W.Lutz kick) (8-62, 2:50)	17	35
Lions	4	2:21	S.LaPorta 10 yd. pass from J.Goff (M.Badgley kick) (8-44, 4:07)	17	42

FINAL INDIVIDUAL STATISTICS																	
Denver Broncos							Detroit Lions										
RUSHING	ATT	YDS	AVG	LG	TD		RUSHING	ATT	YDS	AVG	LG	TD					
S. Perine	6	37	6.2	12	0		J. Gibbs	11	100	9.1	34	1					
J. Williams	12	27	2.3	8	0		D. Montgomery	17	85	5.0	13	0					
M. Mims	1	11	11.0	11	0												
R. Wilson	7	6	0.9	2	1												
J. McLaughlin	2	2	1.0	1	0												
TOTAL	28	83	3.0	12	1		TOTAL	28	185	6.6	34	1					
PASSING	ATT	CMP	YDS	TD	LG	IN	Rtg.	PASSING	ATT	CMP	YDS	TD	LG	IN	Rtg.		
R. Wilson	32	18	223	2/19	1	40	0	88.4	J. Goff	34	24	278	2/15	5	29	0	134.6
TOTAL	32	18	223	2/19	1	40	0	88.4	TOTAL	34	24	278	2/15	5	29	0	134.6
PASS RECEIVING	TAR	NO	YDS	AVG	LG	TD		PASS RECEIVING	TAR	NO	YDS	AVG	LG	TD			
C. Sutton	6	5	71	14.2	23	0		A. St. Brown	9	7	112	16.0	29	1			
J. Judy	7	3	74	24.7	40	0		S. LaPorta	6	5	56	11.2	19	3			
L. Humphrey	4	3	16	5.3	8	1		J. Williams	7	4	47	11.8	18	0			
J. McLaughlin	3	2	16	8.0	8	0		J. Reynolds	3	2	41	20.5	21	0			
J. Williams	2	2	-7	-3.5	-2	0		J. Gibbs	2	2	8	4.0	9	1			
A. Trautman	3	1	24	24.0	24	0		D. Montgomery	3	2	-3	-1.5	4	0			
L. Krull	3	1	18	18.0	18	0		K. Raymond	1	1	12	12.0	12	0			
S. Perine	1	1	11	11.0	11	0		D. Peoples-Jones	1	1	5	5.0	5	0			
TOTAL	32	18	223	12.4	40	1		TOTAL	32	24	278	11.6	29	5			
INTERCEPTIONS	NO	YDS	AVG	LG	TD			INTERCEPTIONS	NO	YDS	AVG	LG	TD				
TOTAL	0	0	0.0	0	0			TOTAL	0	0	0.0	0	0				
PUNTING	NO	YDS	AVG	NET	TB	IN20	LG	PUNTING	NO	YDS	AVG	NET	TB	IN20	LG		
R. Dixon	5	259	51.8	46.2	1	2	56	J. Fox	4	141	35.3	30.3	1	1	48		
TOTAL	5	259	51.8	46.2	1	2	56	TOTAL	4	141	35.3	30.3	1	1	48		
PUNT RETURNS	NO	YDS	AVG	FC	LG	TD		PUNT RETURNS	NO	YDS	AVG	FC	LG	TD			
M. Mims	0	0	0.0	1	0	0		K. Raymond	2	8	4.0	2	8	0			
[DOWNED]	1	0	0.0	0	0	0		[TOUCHBACK]	1	0	0.0	0	0	0			
[OUT OF BOUNDS]	1	0	0.0	0	0	0											
[TOUCHBACK]	1	0	0.0	0	0	0											
TOTAL	0	0	0.0	1	0	0		TOTAL	2	8	4.0	2	8	0			
KICKOFF RETURNS	NO	YDS	AVG	FC	LG	TD		KICKOFF RETURNS	NO	YDS	AVG	FC	LG	TD			
M. Mims	2	35	17.5	0	20	0		C. Reynolds	1	26	26.0	0	26	0			
[TOUCHBACK]	5	0	0.0	0	0	0		[TOUCHBACK]	2	0	0.0	0	0	0			
TOTAL	2	35	17.5	0	20	0		TOTAL	1	26	26.0	0	26	0			
Denver Broncos	Own	Opp.	Out					Detroit Lions	Own	Opp.	Out						
FUMBLES	Fum	Lost	Rec.	Yds	TD	FF	Rec.	Yds	TD	FF	Rec.	Yds	TD	Bnds	Bnds		
R. Wilson	1	1	0	0	0	0	0	0	0	0	0	0	0	0	0		
TOTAL	1	1	0	0	0	0	0	0	0	1	1	33	0	0	0		

FINAL TEAM STATISTICS																		
BRONCOS							LIONS											
TOTAL FIRST DOWNS	20						29						FGs - PATs Had Blocked		0-0		0-0	
By Rushing	7						10						Net Punting Average		46.2		30.3	
By Passing	12						18						TOTAL RETURN YARDAGE (Not Including Kickoffs)		0		8	
By Penalty	1						1						No. and Yards Punt Returns		0-0		2-8	
THIRD DOWN EFFICIENCY	5-13-38.5						5-10-50.0						No. and Yards Kickoff Returns		2-35		1-26	
FOURTH DOWN EFFICIENCY	2-2-100.0						1-1-100.0						No. and Yards Interception Returns		0-0		0-0	
TOTAL NET YARDS	287						448						PENALTIES Number and Yards		4-40		2-54	
Total Offensive Plays (inc. times thrown passing)	62						64						FUMBLES Number and Lost		1-1		0-0	
Average gain per offensive play	4.6						7.0						TOUCHDOWNS		2		6	
NET YARDS RUSHING	83						185						Rushing		1		1	
Total Rushing Plays	28						28						Passing		1		5	
Average gain per rushing play	3.0						6.6						EXTRA POINTS Made-Attempts		2-2		6-6	
Tackles for a loss-number and yards	1-3						1-1						Kicking Made-Attempts		2-2		6-6	
NET YARDS PASSING	204						263						FIELD GOALS Made-Attempts		1-1		0-0	
Times thrown - yards lost attempting to pass	2-19						2-15						RED ZONE EFFICIENCY		2-3-67		6-6-100	
Gross yards passing	223						278						GOAL TO GO EFFICIENCY		2-3-67		2-2-100	
PASS ATTEMPTS-COMPLETIONS-HAD INTERCEPTED	32-18-0						34-24-0						SAFETIES		0		0	
Avg gain per pass play (inc.# thrown passing)	6.0						7.3						FINAL SCORE		17		42	
KICKOFFS Number-In End Zone-Touchbacks	4-3-2						7-5-5						TIME OF POSSESSION		28:42		31:18	
PUNTS Number and Average	5-51.8						4-35.3											
Had Blocked	0						0											

BRONCOS DEFENSIVE STATISTICS																	
(Press Box Totals)																	
PLAYER	UT	A	TT	S-YDS	I	PD	FF	FR	PLAYER	UT	A	TT	S-YDS	I	PD	FF	FR
J. Jewell	7	2	9	0-0	0	0	0	0	P. Surtain	2	1	3	0-0	0	0	0	0
F. Moreau	7	1	8	0-0	0	1	0	0	M. Purcell	1	2	3	0-0	0	0	0	0
J. Cooper	5	0	5	1-8	0	0	0	0	B. Browning	1	1	2	0-0	0	0	0	0
J. Simmons	4	1	5	0-0	0	1	0	0	M. Henningsen	1	1	2	0-0	0	0	0	0
A. Singleton	3	2	5	0-0	0	0	0	0	T. Incoom	0	1	1	0-0	0	0	0	0
J. Harris	3	2	5	0-0	0	0	0	0	D. Sanders	0	1	1	0-0	0	0	0	0
D. Jones	3	1	4	1-7	0	0	0	0	Team Totals	42	18	60	2-15	0	3	0	0
P. Locke	3	1	4	0-0	0	1	0	0									
J. McMillian	2	1	3	0-0	0	0	0	0									



Patriots 26, Broncos 23

Sunday, Dec. 24, 2023 • 6:15 p.m. MST • Empower Field at Mile High • Denver

WEATHER: Mostly cloudy, 28°, Wind SW 9 mph • **TIME:** 3:08 • **ATTENDANCE:** 76,201

Denver fell for the second-consecutive game on Christmas Eve, losing to the New England Patriots by the score of 26-23.

After a ferocious comeback in the waning moments of the game, the Patriots were able to overcome the momentum swing with a last second, 56-yard field goal from Patriots K Chad Ryland.

WR Brandon Johnson caught his fourth touchdown pass of the season and also caught one two-point conversion to help Denver in its comeback in the fourth quarter. Johnson would finish the game with three catches for 47 yards (15.7 avg.) with one touchdown.

WR Marvin Mims Jr. also made an impact, catching three passes for 63 yards (21.0 avg.) and also returned three punts for 59 yards (39.0 avg.), including a career-long 52-yard return.

ILB Alex Singleton led the team with 12 tackles, his 11th double-digit tackle game of the year.

The game got off to a quick start as on the first play, DT D.J. Jones strip-sacked Patriots QB Bailey Zappe and recovered the fumble to set the Broncos up at the New England six-yard line. Denver would not be able to convert though, as their fourth-down conversion would come up short.

After the teams traded punts, Mims would set the Broncos up with great field position, getting to the Patriot's 25-yardline with a 52-yard punt return. Denver would convert this time, with RB Javonte Williams reaching the end zone from three yards out for the score.

The two teams would then again trade punts for the remainder of the quarter before New England would get on the board with a field goal in the second quarter to cut the lead to 7-3.

The half would end with a pair of missed opportunities, as Ryland would miss his 47-yard attempt and K Wil Lutz would miss just left on a 57-yard attempt.

After a Broncos punt to begin the second half, the Patriots took the lead with a 70-yard drive that was finished with a 15-yard pass from Zappe to Patriots RB Ezekiel Elliott. A failed extra point try would keep the score at 9-7.

New England would strike again a couple of drives later, with Zappe finding Patriots TE Mike Gesicki for an 11-yard score to make it 16-7.

The Patriots would get another quick strike, as WR Marvin Mims Jr. would muff the next kickoff, which allowed New England to recover and take it to the end zone to take the 23-7 lead.

The Broncos would not give up, as they would get to score early in the fourth quarter with QB Russell Wilson finding TE Lucas Krull for the score. It was Krull's first career touchdown, and a Brandon Johnson two-point conversion would get the score to 23-15.

After forcing New England to punt, Denver took the ball and went 78-yards in 11 plays and tied the game with a Johnson 21-yard score and two-point conversion from Williams.

Unfortunately, the Patriots would get the ball last and a 43-yard drive set up a 56-yard field goal from Ryland to give New England the lead and the win.

OFFICIALS:

Referee — Carl Cheffers (51); **Umpire** — Brandon Cruse (22); **Down Judge** — Mike Carr (63); **Line Judge** — Thomas Eaton (87); **Field Judge** — Nathan Jones (33); **Side Judge** — Eugene Hall (103); **Back Judge** — Martin Hankins (133); **Replay** — Kevin Brown

DENVER BRONCOS

OFFENSE

WR 19 M. Mims
WR 14 C. Sutton
LT 72 G. Bolles
LG 74 B. Powers
C 79 L. Cushenberry
RG 77 Q. Meinerz
RT 69 M. McGlinchey
TE 82 A. Trautman
WR 17 L. Humphrey
QB 3 R. Wilson
RB 33 J. Williams

DEFENSE

OLB 56 B. Browning
NT 93 D. Jones
DL 98 M. Purcell
DE 99 Z. Allen
SLB 0 J. Cooper
ILB 47 J. Jewell
ILB 49 A. Singleton
LCB 2 P. Surtain
RCB 23 F. Moreau
RS 6 P. Locke
LS 31 J. Simmons

BRONCOS SUBSTITUTIONS: CB 1 Tr.Smith, P 9 R.Dixon, WR 10 J.Jeudy, K 16 W.Lutz, FB 20 M.Burton, RB 25 S.Perine, CB 27 D.Mathis, CB 29 J.McMillian, C 32 D.Turner-Yell, CB 37 R.Moss, RB 38 J.McLaughlin, RB 39 D.Washington, ILB 40 J.Strnad, ILB 41 D.Sanders, LS 48 M.Fraboni, OLB 51 R.Perkins, LB 57 B.Neimann, C 60 L.Wattenberg, T 73 C.Fleming, T 75 Q.Bailey, TE 84 C.Manhertz, TE 85 L.Krull, WR 89 B.Johnson, DE 91 M.Henningsen, DL 92 J.Harris **DID NOT PLAY:** QB 4 J.Stidham **INACTIVE:** QB 11 B.DiNucci, S 34 J.Skinner, OLB 42 N.Bonitto, TE 45 N.Adkins, OLB 59 T.Incoom, C 76 A.Forsyth, DL 95 E.Garcia.

NEW ENGLAND PATRIOTS

OFFENSE

WR 1 D. Parker
TE 88 M. Gesicki
LT 59 V. Lower
LG 65 J. Ferentz
C 60 D. Andrews
RG 62 S. Sow
RT 71 M. Onwenu
TE 86 P. Brown
WR 81 D. Douglas
QB 4 B. Zappe
RB 15 E. Elliott

DEFENSE

DL 91 D. Wise
DL 92 D. Godchaux
DL 90 C. Barmore
LB 33 A. Jennings
LB 8 J. Bentley
LB 48 Ja. Tavai
LCB 31 J. Jones
DB 27 M. Bryant
DB 2 J. Mills
CB 26 S. Wade
S 23 K. Dugger

PATRIOTS SUBSTITUTIONS: LB 3 M.Wilson, WR 11 T.Thornton, P 17 B.Barringer, DB 21 A.Phillips, FB 22 C.Davis, DB 28 A.Austin, LB 30 M.Mapu, RB 36 K.Harris, K 37 C.Ryland, RB 39 J.Hasty, DB 41 B.Schooler, LB 45 C.Board, LS 49 J.Cardona, LB 53 C.Elliss, LB 55 J.Uche, C 67 J.Andrews, OL 68 A.Mafi, DL 70 J.Pharms, OL 77 T.Brown, WR 80 K.Boutte, WR 83 J.Reagor, TE 87 M.Sokol, DL 93 G.Luy, DE 99 K.White **DID NOT PLAY:** QB 10 M.Jones, DB 35 B.Borders **INACTIVE:** DB 5 J.Peppers, WR 7 J.Smith-Schuster, 3QB 13 N.Rourke, WR 18 M.Slater, RB 38 R.Stevenson, TE 85 H.Henry, L 96 S.Roberts.

		1	2	3	4	OT	TOTAL	FIELD GOALS (made /) & missed)
VISITOR	New England Patriots	0	3	20	3	0	26	Ryland (33) 47WR (56)
HOME	Denver Broncos	7	0	0	16	0	23	Lutz 57WL

Team	Qtr	Clock Time	PLAY DESCRIPTION (Extra Point) (Drive Info)	SCORE	
				Visitor	Home
Broncos	1	5:15	J.Williams 3 yd. run (W.Lutz kick) (5-25, 2:46)	0	7
Patriots	2	13:30	C.Ryland 33 yd. Field Goal (13-61, 6:45)	3	7
Patriots	3	9:48	E.Elliott 15 yd. pass from B.Zappe (kick failed, hlu) (5-70, 2:56)	9	7
Patriots	3	1:34	M.Gesicki 11 yd. pass from B.Zappe (C.Ryland kick) (5-42, 2:54)	16	7
Patriots	3	1:28	C.Davis 1 yd. fumble return (C.Ryland kick)	23	7
Broncos	4	8:33	L.Krull 3 yd. pass from R.Wilson (R.Wilson-B.Johnson pass) (9-83, 4:38)	23	15
Broncos	4	2:53	B.Johnson 21 yd. pass from R.Wilson (R.Wilson-J.Williams pass) (11-78, 3:40)	23	23
Patriots	4	0:02	C.Ryland 56 yd. Field Goal (7-43, 0:56)	26	23

FINAL INDIVIDUAL STATISTICS

Denver Broncos											New England Patriots											
RUSHING	ATT	YDS	AVG	LG	TD	RUSHING	ATT	YDS	AVG	LG	TD	PASSING	ATT	YDS	AVG	LG	TD	Rtg.				
J. McLaughlin	6	37	6.2	12	0	E. Elliott	12	27	2.3	6	0	B. Zappe	33	256	2/26	2	41	117.7				
J. Williams	11	24	2.2	9	1	K. Harris	7	21	3.0	6	0	T. Thornton	1	9	9.0	9	0					
R. Wilson	4	20	5.0	14	0	T. Thornton	1	2	2.0	2	0	M. Burton	1	0	0.0	0	0					
S. Perine	1	2	2.0	2	0	B. Zappe	1	2	2.0	2	0	TOTAL	23	83	3.6	14	1	1				
M. Burton	1	0	0.0	0	0	TOTAL	21	59	2.8	9	0	PASS RECEIVING	TAR	NO	YDS	AVG	LG	TD				
TOTAL	23	83	3.6	14	1	TOTAL	21	59	2.8	9	0	E. Elliott	11	9	33	3.7	15	1				
PASSING	ATT	COMP	YDS	TD	LG	IN	Rtg.	PASSING	ATT	COMP	YDS	TD	LG	IN	Rtg.	PASS RECEIVING	TAR	NO	YDS	AVG	LG	TD
R. Wilson	37	25	238	5/45	2	47	103.2	B. Zappe	33	25	256	2/26	2	41	117.7	M. Bryant	5	28	5.6	1	8	0
TOTAL	37	25	238	5/45	2	47	103.2	TOTAL	33	25	256	2/26	2	41	117.7	[DOWNED]	1	0	0.0	0	0	0
PASS RECEIVING	TAR	NO	YDS	AVG	LG	TD	PASS RECEIVING	TAR	NO	YDS	AVG	LG	TD	KICKOFF RETURNS	NO	YDS	AVG	FC	LG	TD		
J. McLaughlin	5	4	30	7.5	11	0	M. Bryant	5	28	5.6	1	8	0	M.Mims	2	28	14.0	0	31	0		
L. Krull	5	4	28	7.0	9	1	M. Bryant	5	28	5.6	1	8	0	C. Manhertz	1	1	1.0	0	1	0		
S. Perine	5	4	27	6.8	13	0	D. Douglas	1	0	0.0	0	0	0	[TOUCHBACK]	3	0	0.0	0	0	0		
M. Mims	4	3	63	21.0	47	0	D. Parker	5	4	65	16.3	30	0	TOTAL	3	29	9.7	0	31	0		
B. Johnson	5	3	47	15.7	21	1	J. Reagor	2	2	33	16.5	28	0	FUMBLES	Fum	Lost	Rec.	Yds	TD	Bnds		
J. Jeudy	5	3	44	14.7	16	0	P. Brown	2	2	25	12.5	20	0	R. Wilson	2	0	0	0	0	0		
J. Williams	3	3	-5	-1.7	-1	0	M. Gesicki	2	2	15	7.5	11	1	M. Mims	1	1	0	0	0	0		
M. Burton	1	1	4	4.0	4	0	T. Thornton	1	1	11	11.0	11	0	J. Williams	1	0	0	0	0	0		
A. Trautman	1	0	0	0.0	0	0	TOTAL	31	25	256	10.2	41	2	Q. Meinerz	0	0	1	0	0	0		
C. Sutton	1	0	0	0.0	0	0	TOTAL	31	25	256	10.2	41	2	D. Jones	0	0	0	0	0	0		
TOTAL	35	25	238	9.5	47	2	TOTAL	31	25	256	10.2	41	2	TOTAL	4	2	2	0	1	3		
INTERCEPTIONS	NO	YDS	AVG	LG	TD	INTERCEPTIONS	NO	YDS	AVG	LG	TD	INTERCEPTIONS	NO	YDS	AVG	LG	TD					
R. Wilson	0	0	0.0	0	0	0	0	0	0.0	0	0	0	0	0	0.0	0	0	0				
TOTAL	0	0	0.0	0	0	TOTAL	0	0	0.0	0	0	TOTAL	0	0	0.0	0	0					
PUNTING	NO	YDS	AVG	NET	TB	IN20	LG	PUNTING	NO	YDS	AVG	NET	TB	IN20	LG							
R. Dixon	7	301	43.0	39.0	0	2	47	B. Barger	7	319	45.6	37.1	0	3	53							
TOTAL	7	301	43.0	39.0	0	2	47	TOTAL	7	319	45.6	37.1	0	3	53							
PUNT RETURNS	NO	YDS	AVG	FC	LG	TD	PUNT RETURNS	NO	YDS	AVG	FC	LG	TD									
M. Mims	3	59	19.7	2	52	0	M. Bryant	5	28	5.6	1	8	0									
[OUT OF BOUNDS]	2	0	0.0	0	0	0	[DOWNED]	1	0	0.0	0	0	0									
TOTAL	3	59	19.7	2	52	0	TOTAL	5	28	5.6	1	8	0									
KICKOFF RETURNS	NO	YDS	AVG	FC	LG	TD	KICKOFF RETURNS	NO	YDS	AVG	FC	LG	TD									
M.Mims	2	28	14.0	0	31	0	[TOUCHBACK]	4	0	0.0	0	0	0									
C. Manhertz	1	1	1.0	0	1	0	TOTAL	0	0	0.0	0	0	0									
[TOUCHBACK]	3	0	0.0	0	0	0	TOTAL	0	0	0.0	0	0	0									
TOTAL	3	29	9.7	0	31	0	TOTAL	0	0	0.0	0	0	0									
Denver Broncos	Own	Opp.	Yds	TD	Bnds	New England Patriots	Own	Opp.	Yds	TD	Bnds											
FUMBLES	Fum	Lost	Rec.	Yds	TD	FUMBLES	Fum	Lost	Rec.	Yds	TD											
R. Wilson	2	0	0	0	0	M. Bryant	1	0	0	0	0											
M. Mims	1	1	0	0	0	B. Zappe	1	1	0	0	0											
J. Williams	1	1	0	0	0	B. Schooler	0	1	0	0	0											
Q. Meinerz	0	0	1	0	0	Ja. Tavai	0	0	0	0	1											
D. Jones	0	0	0	0	1	C. Barmore	0	0	0	0	1											
TOTAL	4	2	2	0	1	1	3	0	0	0	0											

FINAL TEAM STATISTICS

BRONCOS											PATRIOTS										
TOTAL FIRST DOWNS	19					12					FGs - PATs Had Blocked					0-0					
By Rushing	9					1					Net Punting Average					39.0					
By Passing	10					11					TOTAL RETURN YARDAGE (Not Including Kicks)					59					
By Penalty	0					0					No. and Yards Punt Returns					3-59					
THIRD DOWN EFFICIENCY	4-13-30.8					3-13-23.1					No. and Yards Kickoff Returns					3-29					
FOURTH DOWN EFFICIENCY	1-2-50					0-0-0.0					No. and Yards Interception Returns					0-0					
TOTAL NET YARDS	276					289					PENALTIES Number and Yards					2-25					
Total Offensive Plays (inc. times thrown passing)	65					56					FUMBLES Number and Lost					4-2					
Average gain per offensive play	4.2					5.2					TOUCHDOWNS					3					
NET YARDS RUSHING	83					59					Rushing					1					
Total Rushing Plays	23					21					Passing					2					
Average gain per rushing play	3.6					2.8					EXTRA POINTS Made-Attempts					3-3					
Tackles for a loss-number and yards	2-5					0-0					Kicking Made-Attempts					1-1					
NET YARDS PASSING	193					230					FIELD GOALS Made-Attempts					0-1					
Times thrown - yards lost attempting to pass	5-45					2-26					RED ZONE EFFICIENCY					2-3-67					
Gross yards passing	238					256					GOAL TO GO EFFICIENCY					1-2-50					
PASS ATTEMPTS-COMPLETIONS-HAD INTERCEPTED	37-25-0					33-25-0					SAFETIES					0					
Avg gain per pass play (inc.# thrown passing)	4.6					6.6					FINAL SCORE					23					
KICKOFFS Number-In End Zone-Touchbacks	4-4-4					6-5-3					TIME OF POSSESSION					31:18					
PUNTS Number and Average	7-43.0					7-45.6															
Had Blocked	0					0															

BRONCOS DEFENSIVE STATISTICS

(Press Box Totals)

PLAYER	UT	A	TT	S-YDS	I	PD	FF	FR	PLAYER	UT	A	TT	S-YDS	I	PD	FF	FR
A. Singleton	10	2	12	0-0	0	1	0	0	B. Browning	1	1	2	0-0	0	0	0	0
P. Locke	5	4	9	0-0	0	0	0	0	M. Henningsen	0	2	2	0-0	0	0	0	0
P. Surtain	5	1	6	0-0	0	0	0	0	M. Purcell	0	2	2	0-0	0	0	0	0
J. Simmons	5	0	5	0-0	0	0	0	0	R. Perkins	0	2	2	0-0	0	0	0	0
J. Cooper	4	0	4	1-10	0	0	0	0	F. Moreau	0	1	1	0-0	0	0	0	0
D. Jones	2	2	4	1-16	0	0	1	1	Team Totals	31	23	54	2-18	0	2	3	1
J. Jewell	3	0	3	0-0	0	0	0	0									
Z. Allen	1	2	3	0-0	0	0	0	0									
D. Sanders	1	2	3	0-0	0	0	0	0									



Broncos 16, Chargers 9

Sunday, Dec. 31, 2023 • 2:25 p.m. MST • Empower Field at Mile High • Denver

WEATHER: Mostly cloudy, 41°, Wind W 6 mph • **TIME:** 2:56 • **ATTENDANCE:** 76,228

The Denver Broncos clinched their third divisional win and a season sweep against the Chargers in their final home game of the season, winning 16-9.

In his first start with the Broncos, QB Jarrett Stidham completed 20-of-32 passes for 224 yards with one touchdown (93.8 rtg.). RB Jaleel McLaughlin totaled a team-high 44 rushing yards on eight carries (5.5 avg.).

ILB Alex Singleton also put himself in the record books, as his 11-tackle performance gave him 12 double-digit tackle games on the season. That mark tied for the most by any player in a season since at least 1999.

Denver's defense also limited the Chargers to just 2-of-11 on third down during the game and 2-of-23 on the year.

K Wil Lutz also went 3-of-4 on field goal attempts in the game, increasing his season total to 30 made field goals. That mark tied him for the third-most by a Broncos kicker in a single season.

The game started out with both teams forced to punt before Denver would get on the board with a 53-yard drive on 11 plays to set up a 32-yard field goal by Lutz.

After the remainder of the quarter stayed scoreless, Los Angeles would equalize in the second frame with a 32-yard kick from Chargers K Cameron Dicker.

The Broncos would answer right back though, with WR Lil'Jordan Humphrey catching a pass from Stidham and going on an incredible 54-yard run to reach the end zone to make it 10-3.

After a fake punt attempt that failed, Denver would extend its lead with a 43-yard field goal from Lutz to make it 13-3.

The Chargers would get back on the board early in the third quarter as Dicker would connect from 50 yards out after Los Angeles went 58 yards on nine plays.

The Broncos would get their 10-point lead back though in the fourth quarter as a fumble by Chargers RB Austin Ekeler would set up a seven-play, 36-yard drive that finished with a 20-yard field goal by Lutz.

Los Angeles tried to cut into the lead on their next drive, but a blocked field goal by DE Zach Allen—the first of his career—prevented the Chargers from getting back on the board.

A punt by the Broncos on the ensuing drive would allow for Los Angeles to get back on the board with a field goal to make it 16-9, but an inside kick recovery by Singleton put the game away and helped the Broncos get back to .500 on the season.

DENVER BRONCOS

OFFENSE

- WR** 13 P. Dorsett
- WR** 10 J. Jeudy
- LT** 72 G. Bolles
- LG** 74 B. Powers
- C** 79 L. Cushmanberry
- RG** 77 Q. Meinerz
- RT** 69 M. McGlinchey
- TE** 82 A. Trautman
- QB** 4 J. Stidham
- FB** 20 M. Burton
- RB** 38 J. McLaughlin

DEFENSE

- DT** 93 D. Jones
- DE** 99 Z. Allen
- OLB** 42 N. Bonitto
- SLB** 0 J. Cooper
- ILB** 47 J. Jewell
- ILB** 49 A. Singleton
- LCB** 2 P. Surtain
- RCB** 23 F. Moreau
- CB** 29 J. McMillian
- RS** 6 P. Locke
- LS** 3 J. Simmons

BRONCOS SUBSTITUTIONS: CB 1 Tr.Smith, P 9 R.Dixon, K 16 W.Lutz, WR 17 L.Humphrey, RB 25 S.Perine, CB 27 D.Mathis, S 32 D.Turner-Yell, RB 33 J.Williams, CB 37 R.Moss, ILB 40 J.Strnad, ILB 41 D.Sanders, TE 45 N.Adkins, LS 48 M.Fraboni, OLB 51 R.Perkins, LB 57 B.Niemann, C 60 L.Wattenberg, T 73 C.Fleming, T 75 Q.Bailey, WR 83 M.Bandy, TE 84 C.Manherzt, TE 85 L.Krull, WR 89 B.Johnson, DE 91 M.Henningsen, DL 92 J.Harris, DL 98 M.Purcell **DID NOT PLAY:** QB 3 R.Wilson **INACTIVE:** WR 14 C.Sutton, WR 19 M.Mims, J.Skinner, OLB 56 B.Browning, OLB 59 T.Incoom, C 76 A.Forsyth, E.Garcia.

LOS ANGELES CHARGERS

OFFENSE

- WR** 1 Q. Johnston
- LT** 70 R. Slater
- LG** 71 J. McFadden
- C** 64 B. Jaimes
- RG** 68 J. Salyer
- RT** 79 T. Pipkins
- TE** 7 G. Everett
- WR** 12 D. Davis
- WR** 82 A. Erickson
- QB** 10 E. Stick
- RB** 30 A. Ekeler

DEFENSE

- OLB** 52 K. Mack
- DL** 98 A. Johnson
- DL** 56 M. Fox
- DL** 93 O. Ogbonnaia
- OLB** 45 T. Tuipulotu
- LB** 6 E. Kendricks
- LB** 31 N. Niemann
- CB** 43 M. Davis
- CB** 26 A. Samuel
- S** 3 D. James
- S** 32 A. Gilman

CHARGERS SUBSTITUTIONS: LB 0 D.Henley, K 11 C.Dicker, WR 15 J.Guyton, P 16 J.Scott, S 20 D.Marlowe, S 24 A.Finley, RB 25 J.Kelley, CB 27 E.Bassey, RB 28 I.Spiller, DL 33 D.Leonard, DB 36 J.Taylor, S 37 J.Hawkins, LS 47 J.Harris, LB 53 B.Lynch, LB 57 A.Ogbongbemiga, OLB 58 J.Hollins, T 73 F.Sarell, TE 83 N.Vannett, TE 84 S.Smarrt, WR 86 K.Doss, DL 91 C.Hinton, OLB 92 A.Farmer, DL 99 S.Matlock **DID NOT PLAY:** QB 4 W.Grier, C 66 C.Tom, G/T 75 A.Pleasant **INACTIVE:** WR 5 J.Palmer, LB 9 K.Murray, WR 13 K.Allen, S 22 J.Woods, G 77 Z.Johnson, TE 89 D.Parham, DL 95 N.Williams

OFFICIALS:

Referee — Craig Wrolstad (4); **Umpire** — Steven Woods (54); **Down Judge** — Jim Mello (48); **Line Judge** — Tripp Sutter (37); **Field Judge** — Jeff Shears (60); **Side Judge** — Frank Steratore (132); **Back Judge** — Grantis Bell (27); **Replay** — Kevin Stine

	1	2	3	4	OT	TOTAL	FIELD GOALS (made () & missed)
VISITOR Los Angeles Chargers	0	3	3	3	0	9	(36) (50) 50B (52)
HOME Denver Broncos	3	10	0	3	0	16	(32) (43) 48WR (20)

Team	Qtr	Clock Time	PLAY DESCRIPTION (Extra Point) (Drive Info)	SCORE	
				Visitor	Home
Broncos	1	3:55	3:55 W.Lutz 32 yd. Field Goal (11-53, 5:49)	0	3
Chargers	2	9:43	C.Dicker 36 yd. Field Goal (8-42, 3:32)	3	3
Broncos	3	6:37	L.Humphrey 54 yd. pass from J.Stidham (W.Lutz kick) (6-75, 3:06)	3	10
Broncos	3	1:53	W.Lutz 43 yd. Field Goal (6-17, 0:58)	3	13
Chargers	3	6:20	C.Dicker 50 yd. Field Goal (9-58, 4:27)	6	13
Broncos	4	11:19	W.Lutz 20 yd. Field Goal (7-36, 3:34)	6	16
Chargers	4	1:17	C.Dicker 52 yd. Field Goal (9-46, 1:42)	9	16

FINAL INDIVIDUAL STATISTICS

Denver Broncos										Los Angeles Chargers																																																																																																																			
RUSHING										RUSHING																																																																																																																			
ATT	YDS	AVG	LG	TD	ATT	YDS	AVG	LG	TD	ATT	YDS	AVG	LG	TD	ATT	YDS	AVG	LG	TD																																																																																																										
J. McLaughlin	8	44	5.5	11	0	A. Ekeler	13	46	3.5	6	0	J. Jewell	15	41	2.7	16	0	E. Stick	5	31	6.2	9	0	S. Perine	4	10	2.5	5	0	G. Everett	1	6	6.0	6	0	J. Stidham	6	6	1.0	4	0	J. Kelley	2	2	1.0	1	0	D. Davis	1	2	2.0	2	0	N. Neimann	1	0	0.0	0	0	I. Spiller	1	-1	-1.0	-1	0	TOTAL	33	101	3.1	16	0	TOTAL	24	86	3.6	9	0																																																
PASSING										PASSING																																																																																																																			
ATT	CMP	YDS	TD	LG	IN	Rtg.	ATT	CMP	YDS	TD	LG	IN	Rtg.	ATT	CMP	YDS	TD	LG	IN	Rtg.																																																																																																									
J. Stidham	32	20	224	2/12	1	54.0	93.8	E. Stick	38	24	220	1/5	0	27.0	78.8	TOTAL	32	20	224	2/12	1	54.0	93.8	TOTAL	38	24	220	1/5	0	27.0	78.8																																																																																														
PASS RECEIVING										PASS RECEIVING																																																																																																																			
TAR	NO	YDS	AVG	LG	TD	TAR	NO	YDS	AVG	LG	TD	TAR	NO	YDS	AVG	LG	TD	TAR	NO	YDS	AVG	LG	TD																																																																																																						
B. Johnson	6	4	27	6.8	10	0	A. Erickson	8	7	98	14.0	27	0	J. Jewell	6	3	54	18.0	41	0	K. Doss	8	5	25	5.0	9	0	J. McLaughlin	3	3	18	6.0	10	0	G. Everett	9	4	31	7.8	22	0	J. Williams	3	3	17	5.7	9	0	Q. Johnson	6	3	29	9.7	15	0	L. Humphrey	4	2	69	34.5	54	1	S. Smartt	2	2	23	11.5	18	0	S. Perine	2	2	16	8.0	11	0	I. Spiller	2	2	10	5.0	8	0	L. Krull	2	2	14	7.0	11	0	A. Ekeler	2	1	4	4.0	4	0	A. Trautman	2	1	9	9.0	9	0	TOTAL	30	20	224	11.2	54	1	TOTAL	37	24	220	9.2	27	0	P. Dorsett	2	0	0.0	0	0	0
INTERCEPTIONS										INTERCEPTIONS																																																																																																																			
NO	YDS	AVG	LG	TD	NO	YDS	AVG	LG	TD	NO	YDS	AVG	LG	TD																																																																																																															
TOTAL	0	0.0	0	0	TOTAL	0	0.0	0	0	TOTAL	0	0.0	0	0																																																																																																															
PUNTING										PUNTING																																																																																																																			
NO	YDS	AVG	NET	TB	IN20	LG	NO	YDS	AVG	NET	TB	IN20	LG																																																																																																																
R. Dixon	5	243	48.6	42.2	1	3	63	J. Scott	4	184	46.0	42.5	0	2	61	TOTAL	5	243	48.6	42.2	1	3	63	TOTAL	4	184	46.0	42.5	0	2	61																																																																																														
PUNT RETURNS										PUNT RETURNS																																																																																																																			
NO	YDS	AVG	FC	LG	TD	NO	YDS	AVG	FC	LG	TD	NO	YDS	AVG	FC	LG	TD																																																																																																												
Tr. Smith	1	14	14.0	0	14	0	D. Davis	1	12	12.0	1	12	0	[DOWNED]	1	0	0.0	0	0	0	[OUT OF BOUNDS]	1	0	0.0	0	0	0	M. Bandy	0	0	0.0	2	0	0	[TOUCHBACK]	1	0	0.0	0	0	0	[DOWNED]	1	0	0.0	0	0	0	TOTAL	1	14	14.0	2	14	0	TOTAL	1	12	12.0	1	12	0																																																															
KICKOFF RETURNS										KICKOFF RETURNS																																																																																																																			
NO	YDS	AVG	FC	LG	TD	NO	YDS	AVG	FC	LG	TD																																																																																																																		
[TOUCHBACK]	3	0	0.0	0	0	0	[TOUCHBACK]	5	0	0.0	0	0	TOTAL	0	0	0.0	0	0	0																																																																																																										
TOTAL	0	0	0.0	0	0	0	TOTAL	0	0	0.0	0	0	0																																																																																																																
Denver Broncos										Los Angeles Chargers																																																																																																																			
Fumbles	Fum	Lost	Rec.	Yds	TD	FF	Rec.	Yds	TD	Bnds	Fumbles	Fum	Lost	Rec.	Yds	TD	FF	Rec.	Yds	TD	Bnds																																																																																																								
D. Jones	0	0	0	0	0	1	1	0	0	0	N. Niemann	1	0	1	-2	0	0	0	0	0	0	0	J. Jewell	0	0	0	0	0	1	1	0	0	0	A. Ekeler	1	1	0	0	0	0	0	0	0	0	TOTAL	0	0	0	0	0	1	1	0	0	0	TOTAL	2	1	1	-2	0	0	0	0	0	0																																																											

FINAL TEAM STATISTICS

BRONCOS										CHARGERS									
TOTAL FIRST DOWNS										TOTAL RETURN YARDAGE (Not Including Kickoffs)									
By Rushing	16	17	By Passing	8	6	No. and Yards Punt Returns	14	1-12	No. and Yards Kickoff Returns	0-0	0-0	No. and Yards Interception Returns	0-0	0-0					
By Penalty	7	10	THIRD DOWN EFFICIENCY	7-17-41.2	2-11-18.2	PENALTIES Number and Yards	7-49	3-48	FUMBLES Number and Yards	0-0	2-1	TOUCHDOWNS	1	0					
FOURTH DOWN EFFICIENCY	1-1-100.0	1-2-50.0	TOTAL NET YARDS	313	301	EXTRA POINTS Made-Attempts	1-1	0-0	FIELD GOALS Made-Attempts	1-1	0-0	REG. ZONE EFFICIENCY	0-2-0	0-1-0					
TOTAL OFFENSIVE PLAYS (inc. times thrown passing)	67	63	NET YARDS RUSHING	101	86	GOAL TO GO EFFICIENCY	0-1-0	0-0-0	SAFETIES	0	0	FINAL SCORE	16	9					
Average gain per offensive play	4.7	4.8	Total Rushing Plays	33	24	TIME OF POSSESSION	33:46	26:14											
NET YARDS RUSHING	101	86	Average gain per rushing play	3.1	3.6														
Total Rushing Plays	33	24	Tackles for a loss-number and yards	3-7	1-1														
Average gain per rushing play	3.1	3.6	NET YARDS PASSING	212	215														
Tackles for a loss-number and yards	3-7	1-1	Times thrown - yards lost attempting to pass	2-12	1-5														
NET YARDS PASSING	212	215	Gross yards passing	224	220														
Times thrown - yards lost attempting to pass	2-12	1-5	PASS ATTEMPTS-COMPLETIONS-HAD INTERCEPTED	32-30-0	38-24-0														
Gross yards passing	224	220	Avg gain per pass play (inc.# thrown passing)	6.2	5.5														
PASS ATTEMPTS-COMPLETIONS-HAD INTERCEPTED	32-30-0	38-24-0	KICKOFFS Number-In End Zone-Touchbacks	5-5-5	4-3-3														
Avg gain per pass play (inc.# thrown passing)	6.2	5.5	PUNTS Number and Average	5-48.6	4-46.0														
KICKOFFS Number-In End Zone-Touchbacks	5-5-5	4-3-3	Had Blocked	0	0														
PUNTS Number and Average	5-48.6	4-46.0																	
Had Blocked	0	0																	

BRONCOS DEFENSIVE STATISTICS

(Press Box Totals)

BRONCOS										CHARGERS									
PLAYER	UT	A	TT	S-YDS	I	PD	FF	FR	PLAYER	UT	A	TT	S-YDS	I	PD	FF	FR		
A. Singleton	7	4	11	0-0	0	0	0	0	M. Purcell	2	1	3	0-0	0	0	0	0		
J. Jewell	2	7	9	0-0	0	0	0	1	N. Bonitto	2	0	2	0-0	0	0	0	0		
J. Simmons	6	0	6	0-0	0	0	0	0	J. McMillian	2	0	2	0-0	0	0	0	0		
P. Locke	5	1	6	0-0	0	1	0	0	Z. Allen	1	1	2	0-0	0	0	0	0		
P. Surtain	4	0	4	0-0	0	1	0	0	M. Henningsen	1	1	2	0-0	0	0	0	0		
F. Moreau	4	0	4	0-0	0	0	0	0	J. Cooper	1	0	1	1-5	0	0	0	0		
D. Jones	2	2	4	0-0	0	0	1	0	Team Totals	45	17	62	1-5	0	2	1	1		
D. Sanders	3	0	3	0-0	0	0	0	0											
R. Perkins	3	0	3	0-0	0	0	0	0											



Raiders 27, Broncos 14

Sunday, Jan. 7, 2024 • 1:25 PST • Allegiant Stadium • Las Vegas

WEATHER: Ind. • **TIME:** 2:56 • **ATTENDANCE:** 61,429

The Broncos finished the regular season with a divisional matchup in Las Vegas, falling to the Raiders by the score of 27-14.

In the game, ILB Alex Singleton made history with his 13 tackles, finishing the season with 175 tackles and eclipsing the franchise single-season tackle mark since at least 1991.

In a matchup against his former team, QB Jarrett Stidham completed 20-of-34 passes for 272 yards with one touchdown and one interception (82.0 rtg.) while WR Brandon Johnson set a career-high 88 receiving yards on four catches (22.0 avg.). WR Jerry Jeudy also had a stellar performance in the contest, catching three passes for 79 yards (26.3 avg.) with one touchdown.

With his performance, Jeudy also eclipsed the 3,000 career receiving yards mark, becoming the fourth-fastest Bronco to reach that milestone.

Both teams would start out slow in the game, trading punts until the Raiders traveled 78 yards on 13 plays on their second drive, ending with a touchdown from Raiders WR Jakobi Meyers.

Denver would answer right back though, taking their next drive 84 yards on 11 plays and ending when Stidham found Jeudy for a 24-yard touchdown to tie the game at seven apiece.

The Raiders would retake the lead though on the next drive as an overturned ruling on a fumble recovery by the Broncos allowed for Raiders K Daniel Carlson to knock in a 49-yard field goal to retake the lead.

Las Vegas would get on the board again at the end of the half, starting their drive on their own two-yard line and going down the field to score on a Raiders WR Davante Adams' touchdown catch with 0:11 remaining.

The second half would get off to a slow start, with both teams unable to get much going throughout the third quarter. The Raiders would get on the board though on their first play of the fourth quarter as Raiders QB Aidan O'Connell found Meyers for a 33-yard score to increase the lead to 24-7.

Denver would answer on their next drive, taking eight plays to travel 75 yards and ended when RB Javonte Williams rushed to the right side for the two-yard touchdown.

The Raiders iced the game on their next drive, as another Carlson field goal—this time from 21 yards out—would give them the 27-14 lead with 2:23 remaining.

An interception on the final Broncos' drive would seal the deal, as Las Vegas would kneel the remainder of the game and get the win.

DENVER BRONCOS

OFFENSE		DEFENSE	
WR 19 M. Mims	OLB 56 B. Browning	TE 85 L. Krull	DT 93 D. Jones
LT 72 G. Bolles	DL 98 M. Purcell	LG 74 B. Powers	DE 99 Z. Allen
C 79 L. Cushmanberry	OLB 0 J. Cooper	RG 77 Q. Meinerz	ILB 47 J. Jewell
RT 73 C. Fleming	ILB 49 A. Singleton	WR 14 C. Sutton	CB 2 P. Surtain
WR 10 J. Jeudy	CB 23 F. Moreau	QB 4 J. Stidham	RS 6 P. Locke
RB 33 J. Williams	LS 31 J. Simmons		

BRONCOS SUBSTITUTIONS: CB 1 Tr.Smith, P 9 R.Dixon, K 16 W.Lutz, WR 17 L.Humphrey, FB 20 M.Burton, RB 25 S.Perine, DB 26 D.Key, CB 27 D.Mathis, CB 29 J.McMillian, S 34 J.Skinner, CB 37 R.Moss, RB 38 J.McLaughlin, ILB 40 J.Strnad, ILB 41 D.Sanders, OLB 42 N.Bonitto, TE 45 N.Adkins, LS 48 M.Fraboni, LB 57 B.Niemann, C 60 L.Wattenberg, T 75 O.Bailey, TE 82 A.Trautman, WR 89 B.Johnson, DE 91 M.Henningsen, DL 92 J.Harris **DID NOT PLAY:** QB 3 R.Wilson, T 63 A.Palczewski **INACTIVE:** CB 28 A.Green, OLB 59 T.Incoom, C 76 A.Forsyth, WR 83 M.Bandy, TE 84 C.Manhertz, DL 95 E.Garcia.

LAS VEGAS RAIDERS

OFFENSE		DEFENSE	
WR 17 D. Adams	DE 51 M. Koonce	TE 81 A. Hooper	DT 91 B. Nichols
LT 74 K. Miller	DE 95 J. Jenkins	LG 66 D. Parham	DE 98 M. Crosby
C 68 A. James	OLB 5 D. Deablo	RG 70 G. Van Roten	MLB 41 R. Spillane
RT 72 J. Eluemunor	CB 18 J. Jones	T 75 B. Parker	CB 39 N. Hobbs
WR 16 J. Meyers	CB 21 A. Robertson	QB 4 A. O'Connell	S 25 T. Moehrig
RB 35 Z. White	SS 1 M. Epps		

RAIDERS SUBSTITUTIONS: CB 0 J.Bennett, K 2 D.Carlson, WR 3 D.Carter, P 6 A.Cole, DE 9 T.Wilson, QB 10 J.Garoppolo, WR 11 T.Tucker, WR 13 H.Renfrow, WR 19 D.Turner, S 20 I.Pola-Mao, RB 22 A.Abdullah, S 29 C.Smith, CB 31 B.Facyson, RB 34 B.Bolden, LB 36 C.Bolton, FB 45 J.Johnson, LS 50 J.Bobenmoyer, LB 56 A.Burney, LB 59 L.Masterson, G 61 J.Meredith, C 65 H.Grasu, DT 69 A.Butler, TE 88 Z.Gentry, DT 90 J.Tillery, DT 94 M.Butler, DE 97 J.Robinson **DID NOT PLAY:** N/A **INACTIVE:** 3QB 7 B.Hoyer, RB 8 J.Jacobs, CB 37 T.Hall, S 40 J.Grant, T 77 T.Munford, WR 84 K.Cole, DT 93 B.Young.

OFFICIALS:

Referee — Shawn Hochuli (38); **Umpire** — Terry Killens Jr. (77); **Down Judge** — Patrick Holt (106); **Line Judge** — Tim Podraza (47); **Field Judge** — Jason Ledet (72); **Side Judge** — Chad Hill (125); **Back Judge** — Rich Martinez (39); **Replay** — Tyler Cerimeli

		1	2	3	4	OT	14	FIELD GOALS (made () & missed)	
VISITOR	Denver Broncos	0	7	0	7	0	14		
HOME	Las Vegas Raiders	7	10	0	10	0	27	(49)(21)	

Team	Qtr	Clock Time	PLAY DESCRIPTION (Extra Point) (Drive Info)	SCORE	
				Visitor	Home
Raiders	1	1:44	J.Meyers 5 yd. run (D.Carlson kick) (13-78, 8:03)	0	7
Broncos	2	10:34	J.Jeudy 24 yd. pass from J.Stidham (W.Lutz kick) (11-84, 6:10)	7	7
Raiders	2	7:09	D.Carlson 49 yd. Field Goal (8-44, 3:25)	7	10
Raiders	2	0:07	D.Adams 3 yd. pass from A.O'Connell (D.Carlson kick) (12-98, 1:36)	7	17
Raiders	4	14:53	J.Meyers 33 yd. pass from A.O'Connell (D.Carlson kick) (6-63, 3:32)	7	24
Broncos	4	10:09	J.Williams 2 yd. run (W.Lutz kick) (8-75, 4:44)	14	24
Raiders	4	2:20	D.Carlson 21 yd. Field Goal (15-72, 7:49)	14	27

FINAL INDIVIDUAL STATISTICS

Denver Broncos											Las Vegas Raiders													
RUSHING	ATT	YDS	AVG	LG	TD	RUSHING	ATT	YDS	AVG	LG	TD	RUSHING	ATT	YDS	AVG	LG	TD							
J. Williams	9	32	3.6	11	1	Z. White	25	112	4.5	25	0	J. Williams	9	32	3.6	11	1							
S. Perine	3	7	2.3	5	0	T. Tucker	1	11	11.0	11	0	S. Perine	3	7	2.3	5	0							
J. McLaughlin	4	6	1.5	6	0	J. Meyers	1	5	5.0	5	1	J. McLaughlin	4	6	1.5	6	0							
J. Stidham	3	2	0.7	3	0	A. O'Connell	4	1	0.3	2	0	J. Stidham	3	2	0.7	3	0							
M. Mims	1	1	1.0	1	0							M. Mims	1	1	1.0	1	0							
TOTAL	20	48	2.4	11	1	TOTAL	31	129	4.2	25	1	TOTAL	20	48	2.4	11	1							
PASSING	ATT	CMP	YDS	TD	LG	IN	Rtg.	PASSING	ATT	CMP	YDS	TD	LG	IN	Rtg.	PASSING	ATT	CMP	YDS	TD	LG	IN	Rtg.	
J. Stidham	34	20	272	5/34	1	47	82.0	A. O'Connell	31	20	244	2/14	2	47	0	110.1	J. Stidham	34	20	272	5/34	1	47	82.0
								J. Garoppolo	1	0	0	1/0	0	0	0	39.6								
TOTAL	34	20	272	5/34	1	47	82.0	TOTAL	32	20	244	3/14	2	47	0	106.8	TOTAL	34	20	272	5/34	1	47	82.0
PASS RECEIVING	TAR	NO	YDS	AVG	LG	TD	PASS RECEIVING	TAR	NO	YDS	AVG	LG	TD	PASS RECEIVING	TAR	NO	YDS	AVG	LG	TD				
J. Williams	9	7	43	6.1	12	0	T. Tucker	5	5	79	15.8	47	0	J. Williams	9	7	43	6.1	12	0				
B. Johnson	5	4	88	22.0	36	0	D. Adams	8	5	46	9.2	17	1	B. Johnson	5	4	88	22.0	36	0				
J. Jeudy	6	3	79	26.3	47	1	A. Hooper	5	4	39	9.8	21	0	J. Jeudy	6	3	79	26.3	47	1				
S. Perine	4	3	23	7.7	11	0	J. Meyers	5	3	61	20.3	33	1	S. Perine	4	3	23	7.7	11	0				
A. Trautman	1	1	21	21.0	21	0	Z. White	2	1	9	9.0	9	0	A. Trautman	1	1	21	21.0	21	0				
M. Mims	1	1	16	16.0	16	0	A. Abdullah	1	1	7	7.0	7	0	M. Mims	1	1	16	16.0	16	0				
C. Sutton	4	1	2	2.0	2	0	D. Carter	1	1	3	3.0	3	0	C. Sutton	4	1	2	2.0	2	0				
L. Humphrey	1	0	0	0.0	0	0							0	L. Humphrey	1	0	0	0.0	0	0				
L. Krull	1	0	0	0.0	0	0							0	L. Krull	1	0	0	0.0	0	0				
TOTAL	32	20	272	13.6	47	1	TOTAL	27	20	244	12.2	47	2	TOTAL	32	20	272	13.6	47	1				
INTERCEPTIONS	NO	YDS	AVG	LG	TD	INTERCEPTIONS	NO	YDS	AVG	LG	TD	INTERCEPTIONS	NO	YDS	AVG	LG	TD							
	0	0	0.0	0	0	T. Moehrig	1	0	0.0	0	0		1	0	0.0	0	0							
TOTAL	0	0	0.0	0	0	TOTAL	1	0	0.0	0	0	TOTAL	1	0	0.0	0	0							
PUNTING	NO	YDS	AVG	NET	TB	IN20	LG	PUNTING	NO	YDS	AVG	NET	TB	IN20	LG	PUNTING	NO	YDS	AVG	NET	TB	IN20	LG	
R. Dixon	5	278	55.6	50.8	1	1	64	A. Cole	4	234	58.5	50.3	0	1	66	R. Dixon	5	278	55.6	50.8	1	1	64	
TOTAL	5	278	55.6	50.8	1	1	64	TOTAL	4	234	58.5	50.3	0	1	66	TOTAL	5	278	55.6	50.8	1	1	64	
PUNT RETURNS	NO	YDS	AVG	FC	LG	TD	PUNT RETURNS	NO	YDS	AVG	FC	LG	TD	PUNT RETURNS	NO	YDS	AVG	FC	LG	TD				
M. Mims	3	33	11.0	0	15	0	D. Carter	1	4	4.0	0	4	0	M. Mims	3	33	11.0	0	15	0				
[OUT OF BOUNDS]	1	0	0.0	0	0	0	[DOWNED]	1	0	0.0	0	0	0	[OUT OF BOUNDS]	1	0	0.0	0	0	0				
							[TOUCHBACK]	2	0	0.0	0	0	0											
TOTAL	3	33	11.0	0	15	0	TOTAL	1	4	4.0	0	4	0	TOTAL	3	33	11.0	0	15	0				
KICKOFF RETURNS	NO	YDS	AVG	FC	LG	TD	KICKOFF RETURNS	NO	YDS	AVG	FC	LG	TD	KICKOFF RETURNS	NO	YDS	AVG	FC	LG	TD				
M. Mims	2	55	27.5	0	35	0	D. Carter	1	26	26.0	0	26	0	M. Mims	2	55	27.5	0	35	0				
[TOUCHBACK]	4	0	0.0	0	0	0	[TOUCHBACK]	2	0	0.0	0	0	0	[TOUCHBACK]	4	0	0.0	0	0	0				
TOTAL	2	55	27.5	0	35	0	TOTAL	2	26	26.0	0	26	0	TOTAL	2	55	27.5	0	35	0				
Denver Broncos	Fum	Lost	Own	Yds	TD	Opp.	Yds	TD	Out	Las Vegas Raiders	Fum	Lost	Own	Yds	TD	Opp.	Yds	TD	Out					
J. Stidham	1	0	1	-1	0	0	0	0	0	J. Stidham	1	0	1	-1	0	0	0	0	0					
TOTAL	1	0	1	-1	0	0	0	0	0	TOTAL	0	0	0	0	0	0	0	0	0					

FINAL TEAM STATISTICS

BRONCOS										RAIDERS											
TOTAL FIRST DOWNS	17					22					FGs - PATs Had Blocked	0-0					0-0				
By Rushing	5					10					Net Punting Average	50.8					50.3				
By Passing	12					12					TOTAL RETURN YARDAGE (Not Including Kicks)	-33					4				
0 By Penalty	0					0					No. and Yards Punt Returns	3-33					1-4				
THIRD DOWN EFFICIENCY	4-12-33.3					7-13-53.8					No. and Yards Kickoff Returns	2-55					1-26				
FOURTH DOWN EFFICIENCY	2-3-66.7					0-0-0.0					No. and Yards Interception Returns	0-0					1-1				
TOTAL NET YARDS	286					359					PENALTIES Number and Yards	4-35					0-0				
Total Offensive Plays (inc. times thrown passing)	59					66					FUMBLES Number and Lost	1-0					0-0				
Average gain per offensive play	4.8					5.4					TOUCHDOWNS	2					3				
NET YARDS RUSHING	48					129					Rushing	1					1				
Total Rushing Plays	20					31					Passing	1					2				
Average gain per rushing play	2.4					4.2					EXTRA POINTS Made-Attempts	2-2					3-3				
Tackles for a loss-number and yards	3-6					2-2					Kicking Made-Attempts	2-2					3-2				
NET YARDS PASSING	238					230					FIELD GOALS Made-Attempts	0-0					0-0				
Times thrown - yards lost attempting to pass	5-34					3-14					RED ZONE EFFICIENCY	2-2-100					2-3-67				
Gross yards passing	272					244					GOAL TO GO EFFICIENCY	1-1-100					1-2-50				
PASS ATTEMPTS-COMPLETIONS-HAD INTERCEPTED	34-20-0					32-20-0					SAFETIES	0					0				
Avg gain per pass play (inc.# thrown passing)	6.1					6.6					FINAL SCORE	14					27				
KICKOFFS Number-In End Zone-Touchbacks	3-3-2					6-6-4					TIME OF POSSESSION	29:24					30:36				
PUNTS Number and Average	5-55.6					4-58.4															
Had Blocked	0					0															

BRONCOS DEFENSIVE STATISTICS

(Press Box Totals)

PLAYER	UT	A	TT	S-YDS	I	PD	FF	FR	PLAYER	UT	A	TT	S-YDS	I	PD	FF	FR
A. Singleton	5	8	13	0-0	0	0	0	0	J. McMillan	1	2	3	0-0	0	0	0	0
J. Jewell	6	3	9	1-0	0	0	0	0	B. Browning	2	0	2	1-6	0	0	0	0
P. Surtain	5	1	6	0-0	0	1	0	0	D. Sanders	1	1	2	0-0	0	0	0	0
F. Moreau	4	2	6	0-0	0	1	0	0	J. Cooper	0	2	2	0-0	0	0	0	0
Z. Allen	1	5	6	0-0	0	0	0	0	N. Bonitto	1	0	1	1-8	0	0	0	0
D. Jones	3	1	4	0-0	0	0	0	0	R. Moss	0	1	1	0-0	0	0	0	0
P. Locke	2	2	4	0-0	0	0	0	0	Team Totals	36	29	65	3-14	0	2	0	0
J. Simmons	3	0	3	0-0	0	0	0	0									
M. Purcell	2	1	3	0-0	0	0	0	0									



BRONCOS ALL-TIME DRAFT CHOICES

NUMBER OF DRAFT CHOICES PER SCHOOL

- 20 — Florida
- 15 — Colorado, Georgia
- 14 — Louisiana State, Miami (Fla.), Nebraska
- 13 — Houston, Oregon, Southern California, Washington
- 12 — Ohio State, Oklahoma, Michigan State
- 11 — Arizona State, Iowa, Michigan, Notre Dame
- 10 — Arkansas
- 9 — Maryland, Mississippi, Purdue, Texas
- 8 — Arizona, Baylor, Clemson, Georgia Tech, Minnesota, North Carolina, Syracuse, Utah, Utah State, Washington State
- 7 — Alabama, Auburn, Boston College, Kansas, San Diego State, Penn State, Tennessee, UCLA, Virginia Tech, Wisconsin
- 6 — Boise State, Brigham Young, California, Florida A&M, Mississippi State, Northwestern, Oklahoma State, Pittsburgh, Texas A&M, Virginia
- 5 — Alcorn State, Colorado State, Florida State, Grambling, Illinois, Indiana, Iowa State, Kentucky, Missouri, San Jose State, South Carolina, Tulane
- 4 — Arkansas State, Idaho, Jackson State, Kansas State, Louisville, Maryland-Eastern Shore, Miami (Ohio), Northern Arizona, Oregon State, Pacific, Southern, Stanford, Texas A&I/Texas A&M Kingsville, Texas Christian, Texas Tech, Tulsa, Wyoming
- 3 — Bowling Green/Bowling Green State, Cincinnati, Detroit, Duke, Fresno State, Montana State, North Carolina State, North Texas State, Rice, Richmond, Tennessee State, Texas-El Paso, Toledo, Wake Forest, Weber State
- 2 — Alabama A&M, Bakersfield J.C., Boston University, Central Florida, Central State (Okla.), Hawaii, Hillsdale, Hofstra, Holy Cross, Idaho State, Lamar, Louisiana Tech, Marshall, Massachusetts, Memphis, Nevada-Las Vegas, New Mexico, New Mexico State, North Carolina Central, North Dakota, North Dakota State, Ohio, Southern Methodist, Southern Mississippi, Tuskegee, Villanova, Western Illinois, Western Michigan, Wisconsin-Whitewater
- 1 — Abilene Christian, Air Force, Akron, Albany State, Albion, Arkansas-Pine Bluff, Augustana (S.D.), Ball State, Benedictine, Bloomsburg, C.W. Post, Cal. State-Humboldt, Central Michigan, Coastal Carolina, Colorado College, Cornell College (Iowa), Dayton, Delaware State, Denver, Drake, Dubuque, East Carolina, Eastern Illinois, Elon College, Evansville, Findlay, Florence State, Fort Valley State, Furman, Harding, Howard, Howard Payne, James Madison, Kent State, Kutztown, Liberty, Long Beach State, Maine, McNeese State, Middle Tennessee State, Mississippi Valley State, Mississippi College, Morgan State, Muskingum, Nevada, Northeastern Louisiana, Northeastern Missouri State, Nebraska-Omaha, New Mexico Highlands, Norfolk State, North Alabama, Northern Illinois, Occidental, Parsons College, Portland State, Southeastern Louisiana, Salem College (W.V.), Samford, Santa Ana J.C., Savannah State, South Carolina State, South Dakota, South Dakota State, South Dakota Tech, South Florida, Tampa, Temple, Tennessee Tech, Tennessee-Martin, Trinity (Conn.), Troy State, Valparaiso, Vanderbilt, Vermont, Virginia Military, Wayne State (Neb.), West Texas State, West Virginia, Western Kentucky, Wichita State, William & Mary, Wittenburg, Yankton College

BRONCOS ALL-TIME FIRST-ROUND PICKS (SINCE 1967)

Year	Ovr.	Name	Pos.	School	Year	Ovr.	Name	Pos.	School
1967	6	Floyd Little	HB	Syracuse	1999	31	Al Wilson	LB	Tennessee
1970	11	Bobby Anderson	RB	Colorado	2000	15	Deltha O'Neal	CB	California
1971	12	Marv Montgomery	T	Southern Calif.	2001	24	Willie Middlebrooks	CB	Minnesota
1972	5	Riley Odoms	TE	Houston	2002	19	Ashley Lelie	WR	Hawaii
1973	9	Otis Armstrong	RB	Purdue	2003	20	George Foster	T	Georgia
1974	14	Randy Gradishar	LB	Ohio State	2004	17	D.J. Williams	LB	Miami (Fla.)
1975	17	Louis Wright	CB	San Jose State	2006	11	Jay Cutler	QB	Vanderbilt
1976	15	Tom Glassic	G	Virginia	2007	17	Jarvis Moss	DE	Florida
1977	18	Steve Schindler	G	Boston College	2008	12	Ryan Clady	T	Boise State
1978	27	Don Latimer	DT	Miami (Fla.)	2009	12	Knowshon Moreno	RB	Georgia
1979	22	Kelvin Clark	T	Nebraska	2009	18	Robert Ayers	DE	Tennessee
1981	15	Dennis Smith	S	Southern Calif.	2010	22	Demaryius Thomas	WR	Georgia Tech
1982	21	Gerald Willhite	RB	San Jose State	2010	25	Tim Tebow	QB	Florida
1983	4	Chris Hinton	G	Northwestern	2011	2	Von Miller	LB	Texas A&M
1985	26	Steve Sewell	RB	Oklahoma	2013	28	Sylvester Williams	DT	North Carolina
1987	27	Ricky Nattiel	WR	Florida	2014	31	Bradley Roby	CB	Ohio State
1988	26	Ted Gregory	NT	Syracuse	2015	23	Shane Ray	LB	Missouri
1989	20	Steve Atwater	S	Arkansas	2016	26	Paxton Lynch	QB	Memphis
1991	4	Mike Croel	LB	Nebraska	2017	20	Garrett Bolles	T	Utah
1992	25	Tommy Maddox	QB	UCLA	2018	5	Bradley Chubb	OLB	N.C. State
1993	11	Dan Williams	DE	Toledo	2019	20	Noah Fant	TE	Iowa
1996	15	John Mobley	LB	Kutztown	2020	15	Jerry Jeudy	WR	Alabama
1997	28	Trevor Pryce	DT	Clemson	2021	9	Patrick Surtain II	CB	Alabama
1998	30	Marcus Nash	WR	Tennessee	2023	12	Bo Nix	QB	Oregon
1998	30	Marcus Nash	WR	Tennessee					

ALL-TIME DRAFT CHOICES

1960 (FIRST SELECTIONS)

**The 1960 draft class was released in alphabetical order, however, C Roger LeClerc (Trinity, CT) holds the distinction of being the franchise's first draft choice.*

Name	Pos.	School
Harry Ball	T	Boston College
Charley Britt	QB	Georgia
Dave Canary	E	Cincinnati
Paul Candro	HB	Brigham University
Bill Carrico	G	North Texas State
Larry Cundiff	C	Michigan State
Bernard Darre	T	Tulane
Roger Davis	T	Syracuse
Lonnie Dennis	G	Brigham Young
John Dingens	T-G	Detroit
Maurice Duke	G	Texas
Mike Dowdle	FB	Texas
Wayne Hawkins	T	Pacific
Gary Huber	C	Miami (Ohio)
Dave Hudson	E	Florida
Claude King	HB	Houston
Don Klochak	FB	North Carolina
Roger LeClerc*	C	Trinity (CT)
Dean Look	QB	Michigan State
Bill Mathis	HB	Clemson
Ken McNeece	T-G	San Jose State
James Monroe	QB	Arkansas
Ray Norton	HB	San Jose State
Robert Rosbaugh	HB	Miami (Fla.)
Mel Semenko	E	Colorado
Lebron Shields	T	Tennessee
Jack Spikes	FB	Texas Christian
Howard Turley	E	Louisville
Jim Walden	QB	Wyoming
Willie West	HB	Oregon
John Willener	G	Oregon
Bob Yates	T	Syracuse
Ken Young	E	Valparaiso
Bob Zimpter	T-G	Bowling Green

1960 (SECOND SELECTIONS)

Name	Pos.	School
Mel Branch	T-G	Louisiana State
Ronnie Cain	E	Kentucky
Jack Campbell	E	Toledo
Tom Chapman	E	Detroit
LaVelle Coleman	HB	Western Michigan
Jim Colvin	T-G	Houston
Teddy Foret	T-G	Auburn
Bobby Green	HB	Florida
Jack Hanlon	HB	Penn State
George Hershberger	T-G	Wichita State
Sam Homer	HB	Virginia Military
Bob Hudson	E	Clemson
Vic Jones	HB	Indiana
Billy Luplow	T-G	Arkansas
George Phelps	HB	Cornell College (Iowa)
Tom Roberts	T-G	Georgia Tech
Sam Stenger	C	Denver
Olin Treadway	QB	Iowa
John Wilkins	T-G	So. California
Emmet Wilson	T-G	Georgia Tech

1961

Rd.	Name	Pos.	School
1	Bob Gaiters	HB	New Mexico State
2	Jerry Hill	HB	Wyoming
3	Chas Strange	C	Louisiana State
4a	Roland McDole	T	Nebraska
4b	Sonny Davis	E	Baylor
5	Charles Cowan	E	New Mex. Highlands
6	Dale Evans	HB	Kansas State
7	Pat Patchen	E	Florida
9	Phil Nugent	QB	Tulane
10	Chas. Sturgeon	HB	Kentucky
11	John Simko	E	Augustana (S.D.)
12	Jerry Miller	E	Howard Payne
13	Ron Greene	G	Washington State
14	Bill Cooper	FB	Muskingum
15	Willie Crafts	G	Texas A&I
16	Jim Larkin	T	Hillsdale
17	Chuck Weiss	FB	Colorado
18	Chick Graning	HB	Georgia Tech
19	John Hobbs	G	Maryland-E. Shore
20	Buck McLeod	T	Baylor
21	Jim Morgan	HB	Iowa State
22	Tom Hackler	E	Tennessee Tech
23	Tom Jewell	T	Idaho State
24	E. A. Simms	E	New Mexico State
25	Pete Samms	T	Central State (Okla.)
26	Sam Smith	HB	Florence State
27	Donald Olson	HB	Nebraska
28	Wayne Lee	G	Colorado State
29	Archie Cobb	T	Nebraska
30	Dave Mills	HB	N.E. Missouri State

1962

Rd.	Name	Pos.	School
1	Merlin Olsen	T	Utah State
2	Jerry Hillebrand	E	Colorado
3	Charles Holmes	FB	Maryland-E. Shore
4	John Furman	QB	Texas-El Paso
7	John McGeever	HB	Auburn
8	Elbert Harris	HB	S.E. Louisiana
9	Larry Jepson	C	Furman
10	Gale Weidner	QB	Colorado
11	Mike Kline	G	Oregon State
13	Bob Cegelski	C	Montana State
14	Sonny Gibbs	QB	Texas Christian
15	Bill Louden	G	Benedictine
16	Gary Ballman	HB	Michigan State
17	Jerry Tarr	E	Oregon
18	Pete Schenk	E	Washington State
20	Mike Martin	E	Washington State
21	Jim Perkins	T	Colorado
22	Don Kasso	HB	Oregon State
23	Ken Tureaud	HB	Michigan
24	Neil Thomas	G	Hillsdale
25	Dave Edwards	E	Auburn
26	Jim Roberts	T	Mississippi
27	Andy VonSonn	C	UCLA
28	Paul Holmes	T	Georgia
29	Lynn Hoyem	C	Long Beach State
30	Walter Mince	HB	Arizona
31	Bill Williamson	T	Bakersfield J.C.
32	Vester Flanagan	T	Cal. State-Humboldt
33	Duane Allen	E	Santa Ana J.C.
34	Steve Stonebraker	E	Detroit

1963

Rd.	Name	Pos.	School
1	Kermit Alexander	HB	UCLA
2a	Ray Poage	FB	Texas
2b	Tom Nomina	T	Miami (Ohio)
3	Tommy Janik	HB	Texas A&I
4	Lou Slaby	LB	Pittsburgh
5	Ray Mansfield	C	Washington
6	Anton Peters	T	Florida
7a	Mickey Slaughter	QB	Louisiana Tech
7b	Paul Flatley	E	Northwestern
8a	Hewritt Dixon	FB	Florida A&M
8b	John Griffin	HB	Mechanic State
9	Marv Fleming	E	Utah
10a	Lonnie Sanders	HB	Michigan State
10b	Pat Richter	E	Wisconsin
11	Billy Joe	FB	Villanova
12	John Gamble	E	Pacific
13	James Maples	C	Baylor
15	Winston Freeman	E	North Texas State
16	David Crossan	G	Maryland
17	Bob Paremore	HB	Florida A&M
18	Charles Mitchell	HB	Washington
19a	Frank Baker	FB	Toledo
19b	Bruce Starling	HB	Florida
20	Dan Grimm	G	Colorado
21	Ross Nolan	E	N.E. Louisiana
22	Dave Mathiesen	QB	Washington State
23	Billy Mooty	HB	Arkansas
24	C.B. Simons	LB	Stanford
25	Forest Farmer	LB	Purdue
26	Monte Day	T	Fresno State
27	John Sellers	T	Bakersfield J.C.
28	Bill Reddell	HB	Occidental
29	Kern Carson	HB	San Diego State

1964

Rd.	Name	Pos.	School
1	Bob Brown	T	Nebraska
3a	Marv Woodson	DB	Indiana
3b	Matt Snorton	DE-E	Michigan State
6a	Don Shackelford	T	Pacific
6b	Al Denson	FL	Florida A&M
7	Ray Kubala	C-T	Texas A&M
7a	Jerry Richardson	LB	West Texas State
8	Wally Hilgenberg	G-LB	Iowa
9	John Mims	T	Rice
12	Paul Krause	DB	Iowa
13	Charlie Parker	G	Southern Mississippi
14	Bob Hayes	HB	Florida A&M
15	Chuck Logan	E	Northwestern
16	Bob Cherry	E	Wittenburg
17	Jim McNaughton	E	Utah State
18	George Mira	QB	Miami (Fla.)
19	Odell Barry	FL	Findlay
21	Dick Herzing	T	Drake
22	Gary Lewis	HB	Arizona State
23	Ken Brusvan	T	Oregon State
24	Mickey Bitsko	LB	Dayton
25	Jim Jones	E	Wisconsin
26	Bob Berry	QB	Oregon

1965

Rd.	Name	Pos.	School
2	Dick Butkus	LB	Illinois
3	Glen Ressler	C	Penn State
4	George Donnelly	DB	Illinois
5a	Bob Breitenstein	T	Tulsa
5b	Max Leetzow	DT	Idaho
6	Tom Wilhelm	T	Syracuse
7	Jim Garcia	DE	Purdue
8	John Holman	G	Wisconsin
9	Gerry Bussell	DB	Georgia Tech
10	Gene Jeter	LB	Arkansas-Pine Bluff
11	Tom Vaughan	HB	Iowa State
12	Tom Myers	QB	Northwestern
13	Mike Strofalino	LB	Villanova
14	John Frick	G	Ohio
15	Jeff Jordan	DB	Tulsa
16	Brian Schweda	T	Kansas
18	Larry Dupree	HB	Florida
19	Ron Oelschlaeger	HB	Kansas
20	Terry Metchner	G	Albion

1966

Rd.	Name	Pos.	School
1	Jerry Shay	T	Purdue
2	Freeman White	E	Nebraska
3	Bob Hadrick	E	Purdue
4	Randy Johnson	QB	Texas A&I
5	Billy Clay	DB	Mississippi
6	James Fulgham	T	Minnesota
7	Jerry Jone	G	Bowling Green
7a	Scotty Glacken	QB	Duke
8	Goldie Sellers	DB	Grambling
9	Ron Sbranti	LB	Utah State
10	Larry Cox	T	Abilene Christian
11	James Burns	G	Northwestern
13	Eric Crabtree	DB	Pittsburgh
14	Fred Forsberg	DT	Washington
15	Mike Ringer	DB	Oklahoma
16	Frank Rogers	K	Colorado
17	Gary Eickman	DE	Illinois
18	Tom Talaga	T	Notre Dame
19	Tom Coughlin	DE	Miami (Fla.)
20	Cliff Hysell	T	Montana State

1967

Rd.	No.	Name	Pos.	School
1	6	Floyd Little	HB	Syracuse
2	32	Thomas Beer	TE	Houston
3a	58	Mike Current	T	Ohio State
3b	59	George Goeddeke	C	Notre Dame
4	85	Carl Cunningham	DE	Houston
5a	110	Fran Lynch	FB	Hofstra
5b	113	John Huard	LB	Maine
6	139	Neal Sweeney	E	Tulsa
7	165	Frank Richter	G	Georgia
8	191	Tom Cassese	E	C.W. Post
9	217	James Summers	DB	Michigan State
10	243	Paul Krause	QB	Dubuque
11	269	Lou Andrus	DE	Brigham Young
13	321	Dennis Fурjanic	DE	Houston
14	347	Tom Francisco	HB	Virginia Tech
15	373	Donald Smith	G	Florida A&M
16	399	Jack Lentz	QB	Holy Cross
17	425	Wayne Valley	T	Oregon State

DID YOU KNOW?

Spanning five seasons from 2011-15, the Broncos won 15 consecutive divisional road games to represent the second-longest streak in NFL history.

ALL-TIME DRAFT CHOICES, CONT.

1968				
Rd.	No.	Name	Pos.	School
2	31	Curley Culp	DE	Arizona State
3a	58	Garrett Ford	RB	West Virginia
3b	75	Robert Vaughn	T	Mississippi
4a	91	Gordon Lambert	LB	Tennessee-Martin
4b	102	Drake Garrett	DB	Michigan State
4c	111	Gus Hollomon	DB	Houston
8	196	Steve Holloway	DB	Weber State
9	222	Paul Smith	LB	New Mexico
10	252	Bob Langford	T	Middle Tenn. St.
12	304	Robert Hendrix	T	Mississippi
13	330	Charles Greer	DB	Colorado
14	357	Marlin Briscoe	RB	Nebraska-Omaha
15	386	Jeff Kuhman	LB	Vermont
16	412	Adin Brown	LB	William & Mary
17	438	Steve Grady	RB	So. California

1972				
Rd.	No.	Name	Pos.	School
1	5	Riley Odoms	TE	Houston
3	58	Bill Phillips	LB	Arkansas State
4	102	Tom Graham	LB	Oregon
5	118	Jim Krieg	WR	Washington
8	186	Ronnie Estay	LB	Louisiana State
9	214	Floyd Priestner	DB	Boston University
10	239	Richard Wilkins	DE	Maryland-E. Shore
11	263	Larry Brunson	WR	Colorado
12	292	Randy McDougall	DB	Weber State
13	317	Bob Warner	RB	Bloomsburg
14	342	Jerome Kundich	G	Texas-El Paso
15	370	Skip Parmenter	DT	Massachusetts
16	395	Tom Bougus	RB	Boston College
17	420	Lou Harris	RB	So. California

1969				
Rd.	No.	Name	Pos.	School
2	36	Grady Cavness	DB	Texas-El Paso
3	61	Bill Thompson	DB	Maryland-E. Shore
4a	84	Mike Schnitker	LB	Colorado
4b	88	Edward Hayes	DB	Morgan State
5	113	Frank Quayle	RB	Virginia
6a	131	Wandy Williams	RB	Hofstra
6b	140	Mike Coleman	RB	Tampa
7	165	Al Giffin	TE	Auburn
9	217	Henry Jones	RB	Grambling
10	244	Jim Smith	DB	Utah State
11	270	Alan Pastrana	QB	Maryland
12	296	Wes Plummer	DB	Arizona State
13	321	John Sias	SE	Georgia Tech
14	348	Gary Crane	LB	Arkansas State
15	373	Errol Kahoun	G	Miami (Ohio)
16	400	Billy Woods	DB	North Texas State
17	425	Buster O'Brien	QB	Richmond

1973				
Rd.	No.	Name	Pos.	School
1	9	Otis Armstrong	RB	Purdue
2	36	Barney Chavous	DE	S. Carolina St.
3a	54	Paul Howard	G	Brigham Young
3b	70	John Wood	DT	Louisiana State
4	88	Tom Jackson	LB	Louisville
5	113	Charles McTorry	DB	Tennessee State
7a	165	Mike Askea	T	Stanford
7b	166	John Grant	DE	So. California
9	217	Lyle Blackwood	DB	Texas Christian
10	244	Al Marshall	WR	Boise State
11	269	Elton Brown	DT	Utah State
12	296	Jim O'Malley	LB	Notre Dame
13a	319	Ed Smith	DE	Colorado College
13b	321	Ed White	RB	Tulsa
14	348	John Hufnagel	QB	Penn State
15	373	Calvin Jones	DB	Washington
16a	398	Oliver Ross	RB	Alabama A&M
16b	200	Ken Muhlbier	C	Idaho
17	425	Kenneth Morgan	TE	Elon College

1970				
Rd.	No.	Name	Pos.	School
1	11	Bob Anderson	RB	Colorado
2	37	Alden Roche	DE	Southern
3	63	John Kohler	T	South Dakota
4	89	Jerry Hendren	WR	Idaho
5	115	Bill McKay	LB	Purdue
6	141	John Mosier	TE	Kansas
7	167	Randy Montgomery	CB	Weber State
8	208	Lewis Porter	RB	Southern
9	219	Dave Washington	LB	Alcorn State
10	247	Maurice Fullerton	DT	Tuskegee
11	271	Cleve Bryant	DB	Ohio University
12	301	Greg Jones	RB	UW-Whitewater
13	323	Jim McKay	CB	Parsons College
14	349	Jeff Slipp	LB	Brigham Young
15	375	Maher Barakat	K	S. Dakota Tech
16	401	Bob Stewart	QB	Northern Arizona
17	427	Frank Kalfoss	K	Montana State

1974				
Rd.	No.	Name	Pos.	School
1	14	Randy Gradishar	LB	Ohio State
2	42	Carl Wafer	DT	Tennessee State
3	68	Claudie Minor	T	San Diego State
4	92	Ozell Collier	CB	Colorado
6	145	John Winesberry	WR	Stanford
10	248	Charlie Johnson	CB	Southern
11	276	Steve Buchanan	RB	Holy Cross
12	301	Larry Cameron	LB	Alcorn State
13	326	John Clerkley	DT	Fort Valley State
14	345	Rich Marks	DB	Northern Illinois
15	379	Piell Pennington	QB	Massachusetts
16	404	Darrell Austin	T	South Carolina
17	432	Boyd Brown	TE	Alcorn State

1971				
Rd.	No.	Name	Pos.	School
1	12	Marv Montgomery	T	So. California
2	35	Dwight Harrison	WR	Texas A&I
4a	79	Lyle Alzado	DE	Yankton College
4b	87	Cleo Johnson	CB	Alcorn State
6	139	Harold Phillips	C	Michigan State
7	165	Doug Adams	CB	Ohio State
8	187	Tom Beard	LB	Michigan State
9	217	John Handy	LB	Purdue
10	243	Carlis Harris	WR	Idaho State
11	269	Roger Roitsch	DT	Rice
12	295	Floyd Franks	WR	Mississippi
13	321	Craig Blackford	QB	Evansville
14	350	Tommy Lyons	C	Georgia
15	373	Lawrence James	RB	Norfolk State
16	399	Steve Thompson	DT	Minnesota
17	425	Jack Simcsak	P-K	Virginia Tech

1975				
Rd.	No.	Name	Pos.	School
1	17	Louis Wright	CB	San Jose State
2	43	Charlie Smith	DE	N. Carolina Cent.
3a	54	Mike Franckowiak	QB/KS	Central Michigan
3b	69	Drew Mahalic	LB	Notre Dame
4a	84	Steve Taylor	DB	Georgia
4b	95	Rick Upchurch	WR	Minnesota
5a	107	Stan Rogers	T	Maryland
5b	121	Robin Carter	DT	Miami (Fla.)
8	199	Steve Foley	S/QB	Tulane
9	225	Roussel Williams	DB	Arizona
10	240	Hank Englehardt	C	Pacific
10	251	Steve Haggerty	WR	Nevada-Las Vegas
12	303	Harry Walters	LB	Maryland
13	329	Eric Penick	RB	Notre Dame
14	355	Jerry Arnold	G	Oklahoma
15	381	Ken Shelton	TE	Virginia
16	401	Bubba Bridges	DT	Colorado
17	433	Lester Sherman	RB	Albany State

1976

Rd.	No.	Name	Pos.	School
1	15	Tom Glassic	G	Virginia
2	43	Kurt Knoff	S	Kansas
4	107	Craig Penrose	QB	San Diego State
5	139	Lonnie Perrin	RB	Illinois
8	224	James Betterson	RB	North Carolina
9a	252	Jim Czirr	C	Michigan
9b	260	Jim Lisko	LB	Arkansas State
10	278	Art Gilliam	DE	Grambling
11	306	Greg Pittman	LB	Iowa State
12	334	Randy Moore	DT	Arizona State
13	362	Donnie McGraw	CB	Houston
14	390	Larry Evans	LB	Mississippi Coll.
15	418	Wilbur Summers	P	Louisville
16	446	John Huddleston	LB	Utah
17	474	Randy Cozens	LB	Pittsburgh

1977

Rd.	No.	Name	Pos.	School
1	18	Steve Schindler	G	Boston College
2	45	Rob Lytle	RB	Michigan
4	101	Bill Bryan	C	Duke
7	185	Larry Swider	P	Pittsburgh
8	212	Calvin Culliver	RB	Alabama
9	241	Charles Jackson	NT	Washington
10	268	Orna Middlebrook	WR	Arkansas State
11	297	Phil Heck	LB	California
12	324	Scott Levenhagen	TE	Western Illinois

1978

Rd.	No.	Name	Pos.	School
1	27	Don Latimer	DT	Miami (Fla.)
2	55	Bill Gay	TE	So. California
8	221	Frank Smith	T	Alabama A&M
10	277	Vince Kinney	WR	Maryland
11	305	Lacy Brumley	T	Clemson

1979

Rd.	No.	Name	Pos.	School
1	22	Kelvin Clark	T	Nebraska
3	77	Bruce Radford	DE	Grambling
4	105	Charles Jefferson	DB	McNeese State
5	132	Rick Leach	QB	Michigan
6	148	Jeff McIntyre	LB	Arizona State
7	188	Luke Prestridge	P	Baylor
9	242	Charlie Taylor	WR	Rice
11	297	Zachary Dixon	RB	Temple
12	325	David Jacobs	K	Syracuse

1980

Rd.	No.	Name	Pos.	School
2	42	Rulon Jones	DE	Utah State
3	74	Larry Carter	DB	Kentucky
4	107	Rick Parros	RB	Utah State
5a	131	Mike Harden	S	Michigan
5b	136	Laval Short	NT	Colorado
6	157	Keith Bishop	G	Baylor
7	184	John Havekost	G	Nebraska
8	197	Don Coleman	WR	Oregon
9	243	Greg Bracelin	LB	California
10	270	Virgil Seay	RS	Troy State
11	297	Phil Farris	WR	North Carolina

1981

Rd.	No.	Name	Pos.	School
1	15	Dennis Smith	S	So. California
2	42	Clay Brown	TE	Brigham Young
4	98	Mark Herrmann	QB	Purdue
5	125	Ken Lanier	T	Florida State
6	151	Alvin Lewis	RB	Colorado State
7	181	Steve Busick	LB	So. California
9	234	Rusty Olsen	DE	Washington
11	290	Pat Walker	WR	Miami (Fla.)
12a	317	John Hankerd	LB	Notre Dame
12b	321	Mandel Robinson	RB	Wyoming

1982

Rd.	No.	Name	Pos.	School
1	21	Gerald Willhite	RB	San Jose State
2	50	Orlando McDaniel	WR	Louisiana State
4	106	Dan Plater	WR	Brigham Young
5	131	Sammy Winder	RB	Southern Mississippi
7	189	Alvin Ruben	DE	Houston
9	243	Keith Uecker	T	Auburn
10	274	Ken Woodard	LB	Tuskegee
11	300	Stuart Yatsko	G	Oregon
12	327	Brian Clark	G	Clemson

1983

Rd.	No.	Name	Pos.	School
1	4	Chris Hinton	G	Northwestern
2	31	Mark Cooper	T	Miami (Fla.)
3	60	Clinton Sampson	WR	San Diego State
5a	116	Weedy Harris	LB	Houston
5b	125	Bruce Baldwin	CB	Harding
6	143	Victor Hefflin	CB	Delaware State
7	172	Myron Dupree	CB	N. Carolina Cent.
8	197	Gary Kubiak	QB	Texas A&M
9	228	Brian Hawkins	CB	San Jose State
10	254	Walt Bowyer	DE	Arizona State
11	283	Don Bailey	C	Miami (Fla.)
12	310	Karl Mecklenburg	NT/DE	Minnesota

1984

Rd.	No.	Name	Pos.	School
2	46	Andre Townsend	NT/DE	Mississippi
3	78	Tony Lilly	S	Florida
4	89	Randy Robbins	CB	Arizona
6	159	Aaron Smith	LB	Utah State
7	186	Clarence Kay	TE	Georgia
8a	207	Winford Hood	G	Georgia
8b	218	Scott Garnett	NT	Washington
9	245	Chris Brewer	RB	Arizona
10	272	Bobby Micho	TE	Texas
11	298	Gene Lang	RB	Louisiana State
12	326	Murray Jarman	WR	Clemson

1984 SUPPLEMENTAL DRAFT

Rd.	No.	Name	Pos.	School
1	19	Freddie Gilbert	DE	Georgia
2	46	Rick Massie	WR	Kentucky
3	78	Reggie Smith	T	Kansas

1985

Rd.	No.	Name	Pos.	School
1	26	Steve Sewell	RB	Oklahoma
2a	31	Vance Johnson	WR	Arizona
2b	54	Simon Fletcher	DE	Houston
4	110	Keili McGregor	TE	Colorado State
5	139	Billy Hinson	G	Florida
7	194	Dallas Cameron	NT	Miami (Fla.)
8	222	Eric Riley	CB	Florida State
9	249	Daryl Smith	CB	North Alabama
10a	269	Buddy Funck	QB	New Mexico
10b	278	Ron Anderson	LB	Southern Methodist
11	306	Gary Rolle	WR	Florida
12	334	Dan Lynch	G	Washington State

1986

Rd.	No.	Name	Pos.	School
4	104	Jim Juriga	G	Illinois
5	134	Tony Colorito	NT	So. California
6a	151	Orson Mobley	TE	Salem College (W.V.)
6b	161	Mark Jackson	WR	Purdue
7	188	Ray Phillips	LB	N. Carolina St.
8	217	Bruce Klostermann	LB	S. Dakota St.
9	244	Joe Thomas	WR	Miss. Valley St.
10	271	Victor Hall	TE	Jackson State
11	301	Thomas Dendy	RB	South Carolina

ALL-TIME DRAFT CHOICES, CONT.

1987

Rd.	No.	Name	Pos.	School
1	27	Ricky Nattiel	WR	Florida
3	86	Michael Brooks	LB	Louisiana State
4	111	Marc Munford	LB	Nebraska
6	167	Warren Marshall	RB	James Madison
7	194	Wilbur Strozier	TE	Georgia
8	222	Dan Morgan	G	Penn State
9	250	Bruce Plummer	CB	Mississippi State
10	278	Rafe Wilkinson	LB	Richmond
11a	299	Steve Roberts	DE	Washington
11b	306	Tommy Neal	RB	Maryland
12	334	Tyrone Braxton	CB	North Dakota St.

1988

Rd.	No.	Name	Pos.	School
1	26	Ted Gregory	NT	Syracuse
2	45	Gerald Perry	T	Southern
3	79	Kevin Guidry	CB	Louisiana State
5	136	Corris Ervin	CB	Central Florida
7a	174	Pat Kelly	TE	Syracuse
7b	192	Garry Frank	G	Mississippi State
9	248	Mel Farr Jr.	RB	UCLA
10	268	Channing Williams	RB	Arizona
11	304	Richard Calvin	RB	Washington State
12	332	Johnny Carter	NT	Grambling

1989

Rd.	No.	Name	Pos.	School
1	20	Steve Atwater	S	Arkansas
2a	41	Doug Widell	G/T	Boston College
2b	47	Warren Powers	DE	Maryland
3	69	Darrell Hamilton	T	North Carolina
4	97	Jake McCullough	DE	Clemson
5	132	Darren Carrington	CB	Northern Arizona
6	152	Anthony Stafford	WR	Oklahoma
7	180	Melvin Bratton	RB	Miami (Fla.)
8	208	Paul Green	TE	So. California
9a	236	Monte Smith	G	North Dakota
9b	241	Wayne Williams	RB	Florida
10	264	Anthony Butts	NT	Mississippi State
11	292	Richard Shelton	CB	Liberty
12	320	John Javis	WR	Howard

1989 SUPPLEMENTAL DRAFT

Rd.	No.	Name	Pos.	School
1		Bobby Humphrey	RB	Alabama

1990

Rd.	No.	Name	Pos.	School
2	52	Alton Montgomery	DB	Houston
4	92	Jeroy Robinson	LB	Texas A&M
5a	111	Jeff Davidson	G	Ohio State
5b	136	Le-Lo Lang	DB	Washington
6	164	Ronnie Haliburton	TE	Louisiana State
7	192	Shannon Sharpe	WR	Savannah State
8	219	Brad Leggett	C	So. California
9	247	Todd Ellis	QB	South Carolina
10a	259	James Szymanski	DE	Michigan State
10b	275	Anthony Thompson	LB	East Carolina

1991

Rd.	No.	Name	Pos.	School
1	4	Mike Croel	LB	Nebraska
2	30	Reggie Johnson	TE	Florida State
3	61	Keith Traylor	LB	Central State (Okla.)
4	89	Derek Russell	WR	Arkansas
5	115	Greg Lewis	RB	Washington
6	142	Nick Subis	T/C	San Diego State
8	200	Kenny Walker	DE	Nebraska
9	227	Don Gibson	NT	So. California
10	253	Curtis Mayfield	WR	Oklahoma State
11	284	Shawn Moore	QB	Virginia

1992

Rd.	No.	Name	Pos.	School
1	25	Tommy Maddox	QB	UCLA
2	54	Shane Dronett	DE	Texas
4	110	Chuck Johnson	T/G	Texas
5	137	Frank Robinson	CB	Boise State
7a	170	Ron Geater	DE	Iowa
7b	181	Jim Johnson	T	Michigan State
7c	193	Jon Bostick	WR	Nebraska
8	208	Dietrich Lockridge	T/G	Jackson State
9	249	Muhammad Oliver	CB	Oregon
10	278	Bob Meeks	C/T	Auburn
11	305	Cedric Tillman	WR	Alcorn State
11	306	Ed Tillison	RB	N.W. Missouri St.
12	334	John Granby	CB/S	Virginia Tech

1993

Rd.	No.	Name	Pos.	School
1	11	Dan Williams	DE	Toledo
2	43	Glyn Milburn	RB	Stanford
3a	69	Rondell Jones	S	North Carolina
3b	70	Jason Elam	P/K	Hawaii
4	98	Jeff Robinson	DE	Idaho
5	126	Kevin Williams	RB	UCLA
6	154	Melvin Bonner	WR	Baylor
7a	169	Clarence Williams	TE	Washington State
7b	182	Tony Kimbrough	WR	Jackson State
7c	210	Brian Stablein	WR	Ohio State

1994

Rd.	No.	Name	Pos.	School
2	51	Allen Aldridge	LB	Houston
4	123	Randy Fuller	CB	Tennessee State
7a	210	Keith Burns	LB	Oklahoma State
7b	212	Butler By'not'e	RB	Ohio State
7c	218	Tom Nalen	C	Boston College

1995

Rd.	No.	Name	Pos.	School
4a	121	Jamie Brown	T	Florida A&M
4b	124	Ken Brown	LB	Virginia Tech
5	146	Phil Yeboah-Kodie	LB	Penn State
6a	182	Fritz Fequiere	G	Iowa
6b	196	Terrell Davis	RB	Georgia
7a	218	Steve Russ	LB	Air Force
7b	222	Byron Chamberlain	WR	Wayne State (Mich.)

1996

Rd.	No.	Name	Pos.	School
1	15	John Mobley	LB	Kutztown
2	44	Tory James	CB	Louisiana State
3a	65	Detron Smith	FB	Texas A&M
3b	78	Mark Campbell	DT	Florida
4a	100	Jeff Lewis	QB	Northern Arizona
4b	122	Darrius Johnson	CB	Oklahoma
5	149	Patrick Jeffers	WR	Virginia
6	181	Tony Veland	S	Nebraska
7a	213	Leslie Ratliffe	T	Tennessee
7b	226	Chris Banks	G	Kansas
7c	235	L.T. Levine	RB	Kansas
7d	236	Brian Gragert	P	Wyoming

1997

Rd.	No.	Name	Pos.	School
1	28	Trevor Pryce	DT	Clemson
3	67	Dan Neil	G/C	Texas
4	124	Cory Gilliard	S	Ball State

1998

Rd.	No.	Name	Pos.	School
1	30	Marcus Nash	WR	Tennessee
2	61	Eric Brown	S	Mississippi State
3	91	Brian Griese	QB	Michigan
4	122	Curtis Alexander	RB	Alabama
5	153	Chris Howard	RB	Michigan
7a	200	Trey Teague	T	Tennessee
7b	219	Nate Wayne	LB	Mississippi

1999

Rd.	No.	Name	Pos.	School
1	31	Al Wilson	LB	Tennessee
2a	58	Montae Reagor	DE	Texas Tech
2b	61	Lennie Friedman	G	Duke
3a	67	Chris Watson	CB	Eastern Illinois
3b	93	Travis McGriff	WR	Florida
4	127	Olandis Gary	RB	Georgia
5a	158	David Bowns	LB	Western Illinois
5b	167	Darwin Brown	CB	Texas Tech
6a	179	Desmond Clark	TE	Wake Forest
6b	204	Chad Plummer	WR	Cincinnati
7a	218	Billy Miller	WR	So. California
7b	238	Justin Swift	TE	Kansas State

2000

Rd.	No.	Name	Pos.	School
1	15	Deltha O'Neal	CB	California
2a	40	Ian Gold	LB	Michigan
2b	45	Kenoy Kennedy	S	Arkansas
3	70	Chris Cole	WR	Texas A&M
4a	101	Jerry Johnson	DT	Florida State
4b	112	Cooper Carlisle	G/T	Florida
5	154	Muneer Moore	WR	Richmond
6	189	Mike Anderson	RB	Utah
7a	214	Jarious Jackson	QB	Notre Dame
7b	246	Leroy Fields	WR	Jackson State

2001

Rd.	No.	Name	Pos.	School
1	24	Willie Middlebrooks	CB	Minnesota
2	51	Paul Tovissis	DE	Marshall
3	87	Reggie Hayward	DE	Iowa State
4a	113	Ben Hamilton	C	Minnesota
4b	120	Nick Harris	P	California
6	190	Kevin Kasper	WR	Iowa

2002

Rd.	No.	Name	Pos.	School
1	19	Ashley Lelie	WR	Hawaii
2	51	Clinton Portis	RB	Miami (Fla.)
3	96	Dorsett Davis	DT	Mississippi State
4	131	Sam Brandon	S	Nevada-Las Vegas
5	144	Herb Haygood	WR	Michigan State
6	191	Jeb Putzier	TE	Boise State
7a	228	Chris Young	S	Georgia Tech
7b	231	Monsanto Pope	DT	Virginia

2003

Rd.	No.	Name	Pos.	School
1	20	George Foster	T	Georgia
2	51	Terry Pierce	LB	Kansas State
4a	108	Quentin Griffin	RB	Oklahoma
4b	114	Nick Eason	DT	Clemson
5a	128	Bryant McNeal	DE	Clemson
5b	157	Ben Claxton	C	Mississippi
6	158	Adrian Madise	WR	Texas Christian
6	194	Aaron Hunt	DE	Texas Tech
7a	227	Clint Mitchell	DE	Florida
7b	235	Ahmaad Galloway	RB	Alabama

2004

Rd.	No.	Name	Pos.	School
1	17	D.J. Williams	LB	Miami (Fla.)
2a	41	Tatum Bell	RB	Oklahoma State
2b	54	Darius Watts	WR	Marshall
3	85	Jeremy LeSueur	CB	Michigan
5	152	Jeff Shoate	CB	San Diego State
6a	171	Triandos Luke	WR	Alabama
6b	190	Josh Sewell	C	Nebraska
7a	225	Matt Mauck	QB	Louisiana State
7b	247	Brandon Mirree	RB	Pittsburgh
7c	250	Bradlee Van Pelt	QB	Colorado State

2005

Rd.	No.	Name	Pos.	School
2	56	Darrent Williams	CB	Oklahoma State
3a	76	Karl Paymah	CB	Washington State
3b	97	Domonique Foxworth	CB	Maryland
3c	101	Maurice Claret	RB	Ohio State
6	200	Chris Myers	OL	Miami (Fla.)
7	239	Paul Ernster	K	Northern Arizona

2006

Rd.	No.	Name	Pos.	School
1	11	Jay Cutler	QB	Vanderbilt
2	61	Tony Scheffler	TE	Western Michigan
4a	119	Brandon Marshall	WR	Central Florida
4b	126	Elvis Dumervil	DE	Louisville
4c	130	Domenik Hixon	WR	Akron
5	161	Chris Kuper	G	North Dakota
6	198	Greg Eslinger	C	Minnesota

2007

Rd.	No.	Name	Pos.	School
1	17	Jarvis Moss	DE	Florida
2	56	Tim Crowder	DE	Texas
3	70	Ryan Harris	T	Notre Dame
4	121	Marcus Thomas	DT	Florida

2008

Rd.	No.	Name	Pos.	School
1	12	Ryan Clady	T	Boise State
2	42	Eddie Royal	WR	Virginia Tech
4a	108	Kory Lichtensteiger	C	Bowling Green State
4b	119	Jack Williams	CB	Kent State
5a	139	Ryan Torain	RB	Arizona State
5b	148	Carlton Powell	DT	Virginia Tech
6	183	Spencer Larsen	LB	Arizona
7a	220	Josh Barrett	S	Arizona State
7b	227	Peyton Hillis	FB	Arkansas

2009

Rd.	No.	Name	Pos.	School
1a	12	Knowshon Moreno	RB	Georgia
1b	18	Robert Ayers	DE	Tennessee
2a	37	Alphonso Smith	CB	Wake Forest
2b	48	Darcel McBath	S	Texas Tech
2c	64	Richard Quinn	TE	North Carolina
4a	114	David Bruton	S	Notre Dame
4b	132	Seth Olsen	G	Iowa
5	141	Kenny McKinley	WR	South Carolina
6	174	Tom Brandstater	QB	Fresno State
7	225	Blake Schlueter	C	Texas Christian

2010

Rd.	No.	Name	Pos.	School
1a	22	Demaryius Thomas	WR	Georgia Tech
1b	25	Tim Tebow	QB	Florida
2	45	Zane Beadles	G	Utah
3a	80	J.D. Walton	C	Baylor
3b	87	Eric Decker	WR	Minnesota
5	137	Perrish Cox	CB	Oklahoma State
6	183	Eric Olsen	C	Notre Dame
7a	225	Syd'Quan Thompson	CB	California
7b	232	Jammie Kirlew	LB	Indiana

2011

Rd.	No.	Name	Pos.	School
1	2	Von Miller	LB	Texas A&M
2a	45	Rahim Moore	S	UCLA
2b	46	Orlando Franklin	T	Miami (Fla.)
3	67	Nate Irving	LB	North Carolina St.
4	108	Quinton Carter	S	Oklahoma
4b	129	Julius Thomas	TE	Portland State
6	189	Mike Mohamed	LB	California
7a	204	Virgil Green	TE	Nevada
7b	247	Jeremy Beal	DE	Oklahoma

ALL-TIME DRAFT CHOICES, CONT.

2012				
Rd.	No.	Name	Pos.	School
2a	36	Derek Wolfe	DT	Cincinnati
2b	57	Brock Osweiler	QB	Arizona State
3	67	Ronnie Hillman	RB	San Diego State
4a	101	Omar Bolden	CB	Arizona State
4b	108	Philip Blake	C	Baylor
5	137	Malik Jackson	DE	Tennessee
6	188	Danny Trevathan	LB	Kentucky

2013				
Rd.	No.	Name	Pos.	School
1	28	Sylvester Williams	DT	North Carolina
2	58	Montee Ball	RB	Wisconsin
3	90	Kayvon Webster	CB	South Florida
5a	146	Quanterus Smith	DE	Western Kentucky
5b	161	Tavarres King	WR	Georgia
6	173	Vinston Painter	T	Virginia Tech
7	234	Zac Dysert	QB	Miami (Ohio)

2014				
Rd.	No.	Name	Pos.	School
1	31	Bradley Roby	CB	Ohio State
2	56	Cody Latimer	WR	Indiana
3	95	Michael Schofield	OL	Michigan
5	156	Lamin Barrow	LB	Louisiana State
6	207	Matt Paradis	C	Boise State
7	242	Corey Nelson	LN	Oklahoma

2015				
Rd.	No.	Name	Pos.	School
1	23	Shane Ray	LB	Missouri
2	59	Ty Sambrailo	T	Colorado State
3	92	Jeff Heurman	TE	Ohio State
4	133	Max Garcia	C/G	Florida
5	164	Lorenzo Doss	CB	Tulane
6	203	Darius Kilgo	DT	Maryland
7a	250	Trevor Siemian	QB	Northwestern
7b	251	Taurean Nixon	CB	Tulane
7c	252	Josh Furman	S	Oklahoma State

2016				
Rd.	No.	Name	Pos.	School
1	26	Paxton Lynch	QB	Memphis
2	63	Adam Gotsis	DT	Georgia Tech
3	98	Justin Simmons	S	Boston College
4	136	Devontae Booker	RB	Utah
5	144	Connor McGovern	G	Missouri
6a	176	Andy Janovich	FB	Nebraska
6b	219	Will Parks	S	Arizona
7	228	Riley Dixon	P	Syracuse

2017				
Rd.	No.	Name	Pos.	School
1	20	Garett Bolles	T	Utah
2	51	DeMarcus Walker	DE	Florida State
3a	82	Carlos Henderson	WR	Louisiana Tech
3b	101	Brendan Langley	CB	Lamar
5a	145	Jake Butt	TE	Michigan
5b	172	Isaiah McKenzie	WR	Georgia
6	203	De'Angelo Henderson	RB	Coastal Carolina
7	253	Chad Kelly	QB	Mississippi

2018				
Rd.	No.	Name	Pos.	School
1	5	Bradley Chubb	OLB	N.C. State
2	40	Courtland Sutton	WR	Southern Methodist
3a	71	Royce Freeman	RB	Oregon
3b	99	Isaac Yiadom	CB	Boston College
4a	106	Josey Jewell	LB	Iowa
4b	113	DaeSean Hamilton	WR	Penn State
5	156	Troy Fumagalli	TE	Wisconsin
6a	183	Sam Jones	C	Arizona State
6b	217	Keishawn Bierria	LB	Washington
7	226	David Williams	RB	Arkansas

2019				
Rd.	No.	Name	Pos.	School
1	20	Noah Fant	TE	Iowa
2a	41	Dalton Risner	OL	Kansas State
2b	42	Drew Lock	QB	Missouri
3	71	Dre'Mont Jones	DL	Ohio State
5	156	Justin Hollins	LB	Oregon
6	187	Juwann Winfree	WR	Colorado

2020				
Rd.	No.	Name	Pos.	School
1	15	Jerry Jeudy	WR	Alabama
2	46	KJ Hamler	WR	Penn State
3a	77	Michael Ojemudia	CB	Iowa
3b	83	Lloyd Cushenberry III	C	Louisiana State
3c	95	McTelvin Agim	DL	Arkansas
4	118	Albert Okwuegbunam	TE	Missouri
5	178	Justin Strnad	LB	Wake Forest
6	181	Netane Muti	G	Fresno State
7a	252	Tyrie Cleveland	WR	Florida
7b	254	Derrek Tuszka	OLB	North Dakota State

2021				
Rd.	No.	Name	Pos.	School
1	9	Pat Surtain II	CB	Alabama
2	35	Jayonte Williams	RB	North Carolina
3a	98	Quinn Meinerz	G	Wis.-Whitewater
3b	105	Baron Browning	LB	Ohio State
5a	152	Caden Sterns	S	Texas
5b	164	Jamar Johnson	S	Indiana
6	219	Seth Williams	WR	Auburn
7a	237	Kary Vincent Jr.	CB	LSU
7b	239	Jonathon Cooper	LB	Ohio State
7c	253	Marquiss Spencer	DE	Miss. State

2022				
Rd.	No.	Name	Pos.	School
2	64	Nik Bonitto	OLB	Oklahoma
3	80	Greg Dulcich	TE	UCLA
4a	115	Damarri Mathis	CB	Pittsburgh
4b	116	Eyioma Uwazurike	DL	Iowa State
5a	152	Delarrin Turner-Yell	S	Oklahoma
5b	162	Montrell Washington	WR	Samford
5c	171	Luke Wattenberg	C	Washington
6	206	Matt Henningsen	DE	Wisconsin
7	232	Faion Hicks	CB	Wisconsin

2023				
Rd.	No.	Name	Pos.	School
2	63	Marvin Mims Jr.	WR	Oklahoma
3a	67	Drew Sanders	LB	Arkansas
3b	83	Riley Moss	CB	Iowa
6	183	JL Skinner	S	Boise State
7	257	Alex Forsyth	C	Oregon

2024				
Rd.	No.	Name	Pos.	School
1	12	Bo Nix	QB	Oregon
3	76	Jonah Elliss	OLB	Utah
4	102	Troy Franklin	WR	Oregon
5	145	Kris Abrams-Draine	CB	Missouri
5	147	Audric Estime	RB	Notre Dame
7	235	Devaughn Vele	WR	Utah
7	256	Nick Gargiulo	G	South Carolina

MISCELLANEOUS PLAYER MOVEMENT HISTORY

EQUALIZATION, EXPANSION DRAFTS

- 1962** — **AFL Equalization Draft:** Broncos obtain OG John Denvir from San Diego, OE Jerry Richardson from San Diego, QB Richie Lucas from Buffalo, DT Ike Lassiter from Dallas and HB Charles Bolden from Houston.
- 1966** — **Expansion Draft:** Broncos lost LB Tom Erlandson, DE Ed Cooke, OG Tommy Nomina and DB John McGeever to Miami.
- 1968** — **Expansion Draft:** Broncos lost RB Cookie Gilchrist, OG Pat Matson, LB Henry Sorrell, RB Mike Kellogg and DB Lonnie Wright to Cincinnati.
- 1976** — **Expansion Draft:** Broncos lost T Mike Current and DT Bubba Bridges to Tampa Bay and DB Steve Taylor to Seattle.
- 1995** — **Expansion Draft:** Broncos lost WR Cedric Tillman to Jacksonville and FS Charles Swann to Carolina.
- 1999** — **Expansion Draft:** Broncos lost WR Justin Armour to Cleveland.

PLAN B FREE AGENT SIGNINGS/LOSSES (1989-92)

- 1989** — **Signed:** T Paul Blair (Chi.), DE Alphonso Carreker (G.B.), T Bill Contz (N.O.), TE Doug Cosbie (Dal.), LB Scott Curtis (Phi.), RB Kerry Goode (T.B.), CB Wymon Henderson (Min.), LB Blake Peterson (Was.), RB Reggie Ware (L.A. Raiders), CB Dennis Woodberry (Was.), WR Michael Young (L.A. Rams). **Lost:** DE Walt Bowyer (K.C.), WR Sam Graddy (L.A. Raiders), WR Jason Johnson (Pit.).
- 1990** — **Signed:** LB Ty Allert (Phi.), RB Lorenzo Hampton (Mia.), WR Jason Johnson (Pit.), TE David Little (Phi.), DE Mark Miraz (L.A. Raiders), CB Elliott Smith (S.D.), LB Rod Stephens (Sea.), TE Chris Verhulst (Hou.), DE Robb White (N.Y. Giants). **Lost:** TE Pat Kelly (N. Y. Jets), LB Bruce Klostermann (L. A. Raiders), C Mike Ruether (Atl.), LB Randy Thornton (N.Y. Giants).
- 1991** — **Signed:** CB Charles Dimry (Atl.), G Crawford Ker (Dal.), FB Robert Perryman (Dal.). **Lost:** LB Marc Munford (K.C.), RB Kerry Porter (Hou.).
- 1992** — **Signed:** TE Robert Await (Dal.), G/T Elbert Crawford (N.E.), QB Steve Pelleur (K.C.), T Frank Pollack (S.F.). **Lost:** S Randy Robbins (N.E.).

UNRESTRICTED FREE AGENT SIGNINGS/LOSSES (1993-2024)

- 1993** — **Signed:** RB Rod Bernstine (S.D.), RB Robert Delpino (L.A. Rams), G Brian Habib (Min.), T Don Maggs (Hou.), LB Dave Wymon (Sea.). **Lost:** LB Michael Brooks (N.Y. Giants), WR Mark Jackson (N.Y. Giants).
- 1994** — **Signed:** WR Jeff Campbell (Det.), CB Ray Crockett (Det.), LB Richard Harvey (Buf.), CB Randy Hilliard (Cle.), WR Anthony Miller (S.D.). **Lost:** WR Vance Johnson (S.D.).
- 1995** — **Signed:** RB Aaron Craver (Mia.), LB Britt Hager (Phi.), S Tim Hauck (G.B.), DT James Jones (Cle.), OL Bill Lewis (Ari.), DT Mike Lodish (Buf.), WR Ed McCaffrey (S.F.), T Reggie McElroy (Min.), QB Bill Musgrave (S.F.), DT Michael Dean Perry (Cle.), G Mark Schlereth (Was.), T Bill Schultz (Hou.), CB Eric Thomas (N.Y. Jets), T Broderick Thompson (Phi.), CB Lionel Washington (L.A. Raiders). **Lost:** LB Richard Harvey (N.O.), T Kirk Scraftord (S.F.), DT Ted Washington (Buf.), C/G Dave Widell (Jac.).
- 1996** — **Signed:** CB Toi Cook (N.O.), DT Jumpy Geathers (Atl.), RB Vaughn Hebron (Phi.), LB Bill Romanowski (Phi.), WR Mike Sherrard (N.Y. Giants), DE Aaron Wallace (Oak.), DE Alfred Williams (S.F.). **Lost:** DT Shane Dronett (Atl.).
- 1997** — **Signed:** LB Arnold Ale (S.D.), WR Flipper Anderson (Was.), QB Bubby Brister, S Dedrick Dodge (S.F.), CB Darrien Gordon (S.D.), WR Willie Green (Car.), FB Howard Griffith (Car.), RB Derek Loville (S.F.), RB Anthony Lynn (S.F.), LB Godfrey Myles (Dal.), DE Neil Smith (K.C.), T Harry Swayne (S.D.), DT Keith Traylor (K.C.). **Lost:** RB Aaron Craver (S.D.), S Tim Hauck (Sea.), S Rondell Jones (Bal.), DE Jeff Robinson (Stl.), OL Ralph Tamm (K.C.).
- 1998** — **Signed:** QB Doug Nussmeier (N.O.), DE Marvin Washington (S.F.). **Lost:** LB Allen Aldridge (Det.), G Brian Habib (Sea.).
- 1999** — **Signed:** T Tony Berti (Sea.), CB Dale Carter (K.C.), DE Carl Reeves (Chi.), DE LB Keith Burns (Chi.), WR Willie Green (Mia.), T Harry Swayne (Bal.), DE Marvin Washington (S.F.).
- 2000** — **Signed:** DE Lester Archambeau (Atl.), G David Diaz-Infante (Phi.), QB Gus Frotette (Det.), DT Bob Kuberski (N.E.), CB Jeremy Lincoln (N.Y. Giants), LB Ricardo McDonald (Chi.), DE Kavika Pittman (Dal.), CB Darryl Pounds (Was.). **Lost:** DT Paul Grasmann (Phi.), CB Tory James (Oak.), TE Shannon Sharpe (Bal.).
- 2001** — **Signed:** T Ethan Brooks (Ari.), FB Tony Carter (N.E.), LB Henri Crockett (Atl.), T Todd Fordham (Jac.), TE Patrick Hape (T.B.), WR Eddie Kennison (Chi.), DT Leon Lett (Dal.), CB Denard Walker (Ten.). **Lost:** CB Ray Crockett (K.C.), TE Byron Chamberlain (Min.).
- 2002** — **Signed:** DT Lional Dalton (Bal.), DT Terry Killens (S.F.), S Izell Reese (Dal.), T Ephraim Salaam (Atl.). **Lost:** CB Eric Davis (Det.), QB Gus Frotette (Cin.), T Trey Teague (Buf.).
- 2003** — **Signed:** DT Daryl Gardener (Was.), G Heath Irwin (Stl.), QB Jake Plummer (Ari.). **Lost:** RB Olandis Gary (Buf.), CB Tyrone Poole (N.E.), DT Montae Reagor (Ind.), Izell Reese (Buf.).
- 2004** — **Signed:** DE Marco Coleman (Phi.), T Cornell Green (T.B.), QB Mike Quinn (Hou.), TE O.J. Santiago (Oak.), TE Jed Weaver (S.F.). **Lost:** DE Bertrand Berry (Ari.), LB Keith Burns (T.B.), WR Chris Cole (Oak.), LB Ian Gold (T.B.).
- 2005** — **Signed:** TE Stephen Alexander (Det.), LB Keith Burns (T.B.), RB Ron Dayne (N.Y. Giants), G Cameron Spikes (Ari.). **Lost:** DE Reggie Hayward (Jac.), S Kenoy Kennedy (Det.), LB Donnie Spragan (Mia.).
- 2006** — **Signed:** LB Nate Webster (Cin.). **Lost:** DT Monsanto Pope (NYJ).
- 2007** — **Signed:** TE Daniel Graham (N.E.), LB Warrick Holdman (Was.), G Montrae Holland (N.O.), LB D.D. Lewis (Sea.), P Todd Sauerbrun (N.E.), RB Paul Smith (Stl.). **Lost:** G Cooper Carlisle (Oak.), DE Patrick Chukwurah (T.B.), DT Michael Myers (Cin.).
- 2008** — **Signed:** LB Boss Bailey (Det.), WR Kearby Colbert (Car.), LB Niko Koutouvides (Sea.), S Marquand Manuel (Car.), WR Samie Parker (K.C.), RB Michael Pittman (T.B.), C Casey Wiegmann (K.C.). **Lost:** K Jason Elam (Atl.), S Nick Ferguson (Hou.).
- 2009** — **Signed:** RB J.J. Arrington (Ari.), RB Correll Buckhalter (Phi.), LB Andra Davis (Cle.), S Brian Dawkins (Phi.), DT Ronald Fields (S.F.), WR Jabar Gaffney (N.E.), CB André Goodman (Mia.), T Brandon Gorin (Stl.), S Renaldo Hill (Mia.), RB LaMont Jordan (N.E.), LS Lonie Paxton (N.E.), DL/LB Darrell Reid (Ind.), QB Chris Simms (Ten.), G Scott Young (Cle.). **Lost:** CB Karl Pynnham (Min.).
- 2010** — **Signed:** DL Justin Bannan (Bal.), DL Jarvis Green (N.E.), CB Nate Jones (Mia.). **Lost:** G/C Ben Hamilton (Sea.), DL Ronnie Holliday (Was.).
- 2011** — **Signed:** TE Daniel Fells (Stl.), TE Dante Rosario (Car.), DT Marcus Thomas (Den.). **Lost:** OL Ryan Harris (Phi.), DL Ronald Fields (Car.).
- 2012** — **Signed:** S Mike Adams (Cle.), WR Andre Caldwell (Cin.), TE Joel Dreessen (Hou.), QB Caleb Hanie (Chi.), DE Tracy Porter (N.O.), TE Jacob Tammie (Ind.). **Lost:** DT Brodrick Bunkley (N.O.), TE Daniel Fells (N.E.), LB Mario Haggan (Stl.), Derrick Harvey (Cin.), FB Spencer Larsen (N.E.), QB Brady Quinn (K.C.), TE Dante Rosario (S.D.), WR Eddie Royal (S.D.), CB Jonathan Willhite (Chi.).
- 2013** — **Signed:** DT Terrance Knighton (Jac.), LB Shaun Phillips (S.D.), CB Dominique Rodgers-Cromartie (Phi.), G Louis Vasquez (S.D.), WR Wes Welker (N.E.). **Lost:** FB Chris Gronkowski (S.D.), S Jim Leonhard (N.O.), CB Tracy Porter (Oak.), WR Matthew Willis (Det.).
- 2014** — **Signed:** WR Emmanuel Sanders (Pit.), CB Aqib Talib (N.E.), S T.J. Ward (Cle.). **Lost:** S Mike Adams (Ind.), DE Robert Ayers (NYG), G Zane Beadles (Jac.), WR Eric Decker (NYJ), WR Trindon Holliday (NYG), DE Jeremy Mincey (Dal.), RB Knowshon Moreno (Mia.), DE Shaun Phillips (Ten.), CB Dominique Rodgers-Cromartie (NYG), LB Wesley Woodyard (Ten.).
- 2015** — **Signed:** TE Owen Daniels (Bal.), S Darian Stewart (Bal.). **Lost:** G Orlando Franklin (S.D.), LB Nate Irving (Ind.), DT Terrance Knighton (Was.), C Will Montgomery (Chi.), S Rahim Moore (Hou.), TE Jacob Tammie (Atl.), TE Julius Thomas (Jac.), DT Mitch Unrein (S.D.), WR Wes Welker.

UFA SIGNINGS / LOSSES CONT.

- 2016** — **Signed:** DE Jared Crick (Hou.), T Russell Okung (Sea.), S Brandian Ross (Oak.), T Donald Stephenson (K.C.), LB Dekoda Watson (N.E.). **Lost:** S Omar Bolden (Chi.), S David Bruton Jr. (Was.), WR Andre Caldwell (Det.), TE Vernon Davis (Was.), T Ryan Harris (Pit.), DE Malik Jackson (Dal.), G Evan Mathis (Ari.), OLB Lereentee McCray (G.B.), Brock Osweiler (Hou.), ILB Danny Trevathan (Chi.).
- 2017** — **Signed:** G Ron Leary (Jac.), T Menelik Watson (Oak.), NT Domata Peko Sr. (Cin.), DL Zach Kerr (Ind.), OLB Kasim Edebali (N.O.). **Lost:** LS Thomas Gafford (N.O.), OLB Dekoda Watson (S.F.), CB Kayvon Webster (LAA), NT Sylvester Williams (Ten.).
- 2018** — **Signed:** QB Case Keenum (Den.), DL Clinton McDonald (T.B.). **Lost:** WR Bennie Fowler (Chi.), TE Virgil Green (LAC), WR Cody Latimer (NYG), ILB Corey Nelson (Phi.), QB Brock Osweiler (Mia.), Donald Stephenson (Cle.).
- 2019** — **Signed:** CB Bryce Callahan (Chi.), CB Kareem Jackson (Hou.), T Ja'Wuan James (Mia.), TE OLB Shaquill Barrett (T.B.), CB Tramaine Brock (Ari.), G Max Garcia (Ari.), TE Matt LaCosse (N.E.), ILB Brandon Marshall (Oak.), C Matt Paradis (Car.), CB Bradley Roby (Hou.), OL Billy Turner (G.B.).
- 2020** — **Signed:** DL Christian Davidson (Dal.), QB Jeff Driskel (Det.), G Graham Glasgow (Det.), RB Melvin Gordon III (LAC), P Sam Martin (Det.), TE Nick Vannett (Pit.). **Lost:** RB Devontae Booker (L.V.), CB Chris Harris Jr. (LAC), LS Casey Kreiter (NYG), C Connor McGovern (NYJ), S Will Parks (Phi.), DE Derek Wolfe (Bal.).
- 2021** — **Signed:** RB Mike Boone (Min.), CB Ronald Darby (Was.). **Lost:** OLB Jeremiah Attaochu (Chi.), RB Phillip Lindsay (Hou.), T Elijah Wilkinson (Chi.), DE DeMarcus Walker (Hou.).
- 2022** — **Signed:** OLB Randy Gregory (Dal.), DL D.J. Jones (S.F.), LB Alex Singleton (Phi.), OL Billy Turner (G.B.), CB K'Waun Williams (S.F.). **Lost:** CB Bryce Callahan (LAC), CB Kyle Fuller (Bal.), CB Nate Hairston (Min.), ILB Micah Kiser (L.V.), LB Kenny Young (L.V.).
- 2023** — **Signed:** DE Zach Allen (Ari.), FB Michael Burton (K.C.), WR Marquez Callaway (N.O.), P Riley Dixon (LAR), C Kyle Fuller (Sea.), RB Tony Jones Jr. (Sea.), TE Chris Manhertz (Jac.), T Mike McGlinchey (S.F.), RB Samaje Perine (Cin.), G Ben Powers (Bal.), CB Tremont Smith (Hou.), QB Jarrett Stidham (L.V.). **Lost:** T Calvin Anderson (N.E.), FB/TE Andrew Beck (Hou.), LS Jacob Bobenmoyer (L.V.), RB Mike Boone (Hou.), RB Chase Edmonds (T.B.), G Graham Glasgow (Det.), DE Dre'Mont Jones (Sea.), RB Latavius Murray (Buf.), CB Darius Phillips (Hou.), QB Brett Rypien (LAR), TE Eric Saubert (Mia.), TE Eric Tomlinson (Hou.), OL Billy Turner (NYJ), DL DeShawn Williams (Car.).
- 2024** — **Signed:** ILB Cody Barton (Was.), DT Angelo Blackson (Jac.), S Brandon Jones (Mia.), C Sam Mustipher (Bal.), G Matt Peart (NYG), G Josh Reynolds (Det.), DL Malcolm Roach (N.O.), LB Calvin Throckmorton (Ten.), Levi Wallace (Pit.). **Lost:** C Lloyd Cushenberry III (Ten.), DL Jonathon Harris (Mia.), ILB Josey Jewell (Car.), Ben Niemann (Det.).

BRONCOS MAJOR TRADE HISTORY

2024

Obtained 5th-2024 (136 – Traded to Seattle) and a 6th-2024 (203 – traded to Minnesota) from Cleveland in exchange for WR Jerry Jeudy
 Obtained QB Zach Wilson and a 7th-2024 (256 – Nick Gargiulo) from the N.Y. Jets in exchange for a 6th-2024 (203 – Traded to Minnesota).
 Obtained DE John Franklin-Myers from the N.Y. Jets in exchange for a 6th-2024.

2023

Obtained a 2nd-2023 (63 – WR Marvin Mims Jr.) and a 6th-2023 (183 – S J.L. Skinner) from Detroit in exchange for a 3rd-2023 (68 – QB Hendon Hooker) and a 5th-2023 (138 – Traded to Arizona).
 Obtained a 3rd-2023 (83 – DB Riley Moss) from Seattle in exchange for a 4th-2023 (108 – G Anthony Bradford) and a 3rd-2024.
 Obtained TE Adam Trautman and a 7th-2023 (257 – C Alex Forsyth) from New Orleans in exchange for a 6th-2023 (195 – WR A.T. Perry).
 Obtained K Will Lutz in exchange for a 7th-2024.
 Obtained a 6th-2025 in exchange for TE Albert Okwuegbunam and a 7th-2025.
 Obtained a 6th-2024 from San Francisco in exchange for OLB Randy Gregory and a 7th-2024.

2022

Obtained QB Russell Wilson and a 4th-2022 (116 – DT Eyioma Uwazurike) from Seattle in exchange for TE Noah Fant, DE Shelby Harris, QB Drew Lock, a 1st-2022 (9 – T Charles Cross), a 1st-2023 (5 – CB Devon Witherspoon), a 2nd-2022 (40 – EDGE Boye Mafe), a 2nd-2023 (37 – EDGE Derick Hall) and a 5th-2022 (145 – Traded to Kansas City).
 Obtained RB Chase Edmonds, a 1st-2023 (Traded to New Orleans) and a 4th-2024 from Miami in exchange for OLB Bradley Chubb and a 5th-2025.

2021

Obtained QB Teddy Bridgewater from Carolina in exchange for a 6th-2021 (191 – DE Tarron Jackson).
 Obtained a 2nd-2021 (35 – RB Javonte Williams) and 6th-2021 (219 – WR Seth Williams) from Atlanta in exchange for a 2nd-2021 (40) and a 4th-2021 (114 – C Drew Dalman).
 Obtained a 3rd-2021 (76 – traded) and a 5th-2021 (164 – S Jamar Johnson) from the N.Y. Giants in exchange for a 3rd-2021 (71 – CB Aaron Robinson).
 Obtained a 3rd-2021 (98 – G Quinn Meinerz) and a 3rd-2021 (105 – LB Baron Browning) from New Orleans in exchange for a 3rd-2021 (76 – CB Paulson Adebob).
 Obtained ILB Kenny Young and a 7th-2024 from the L.A. Rams in exchange for a 6th-2024
 Obtained a 2nd-2022 (64 – OLB Nik Bonitto) and 3rd-2022 (Traded to Indianapolis) from the L.A. Rams in exchange for OLB Von Miller
 Obtained a 6th-2022 (206 – G Matt Henningsen) from Philadelphia in exchange for CB Kary Vincent Jr.

2020

Obtained CB A.J. Bouye from Jacksonville in exchange for a 4th-2020 (CB Josiah Scott).
 Obtained DL Jurrell Casey from Tennessee in exchange for a 7th-2020 (traded to Kansas City).
 Obtained a 7th-2021 from Cleveland in exchange for FB Andy Janovich.

2019

Obtained QB Joe Flacco from Baltimore in exchange for a 4th-2019 (RB Justice Hill).
 Obtained a 6th-2020 from Washington in exchange for QB Case Keenum and a 6th-2020 (G Netane Muti).
 Obtained a 1st-2019 (TE Noah Fant), a 2nd-2019 (traded to Cincinnati) and a 3rd-2020 from Pittsburgh in exchange for a 1st-2019 (LB Devin Bush).

Obtained a 2nd-2019 (Drew Lock) from Cincinnati in exchange for a 2nd-2019 (TE Drew Sample), a 4th-2019 (DT Wren Renell) and a 6th-2019 (RB Trayveon Williams).
 Obtained OLB Dekoda Watson and 6th-2019 (traded to Cincinnati) in exchange for a 5th-2019 (LB Dre Greenlaw).
 Obtained a 6th-2019 (WR Juwann Winfree) from Carolina in exchange for a 6th-2019 (T Denis Daley) and a 7th-2019 (WR Terry Godwin).
 Obtained a 3rd (DT McTelvin Agim) and 4th-2020 (TE Albert Okwuegbunam) from San Francisco in exchange for WR Emmanuel Sanders and a 5th-2020 (traded to Washington).

2018

Obtained a 5th-2019 from Minnesota in exchange for QB Trevor Siemian and a 7th-2018 (LB Devante Downs).
 Obtained a conditional 7th-2019 from N.Y. Giants in exchange for P Riley Dixon.
 Obtained T Jared Veldheer from Arizona in exchange for a 6th-2018 (CB Christian Campbell).
 Obtained S Su'a Cravens, a 4th-2018 (WR DaeSean Hamilton) and a 5th-2018 (traded to Seattle) in exchange for a 4th-2018 (S Troy Ake), a 5th-2018 (traded to San Francisco) and a 5th-2018 (DT Tim Settle).
 Obtained a 5th-2018 (TE Troy Fumagalli) and a 7th-2018 (RB David Williams) from Seattle in exchange for a 5th-2018 (P Michael Dickson).
 Obtained a 6th-2018 (G Sam Jones) and a 6th-2018 (LB Keishawn Bierria) from L.A. Rams in exchange for a 5th-2018 (DE Ogbornia Okoronkwo).

2017

Obtained a 4th-2018 from San Francisco in exchange for RB Kapri Bibbs and a 5th-2017.
 Obtained a 5th-2017 (TE Jake Butt) and a 5th-2017 (traded to Green Bay) from Cleveland in exchange for a 4th-2017 and a 7th-2017.
 Obtained a 5th-2017 (WR Isaiah McKenzie) from Green Bay in exchange for a 5th-2017 and a 7th-2017.
 Obtained a 5th-2018 (traded to Washington) from Atlanta in exchange for T Ty Sambrailo.
 Obtained G Allen Barbre from Philadelphia for a 7th-2019.

2016

Obtained a 6th-2016 (FB Andy Janovich) and a 6th-2017 (RB De'Angelo Henderson) from Tennessee in exchange for a 5th-2016 and a 7th-2016.
 Obtained a 1st-2016 (QB Paxton Lynch) from Seattle in exchange for a 1st-2016 and a 3rd-2016.
 Obtained QB Mark Sanchez from Philadelphia in exchange for a conditional draft choice in 2017.
 Obtained TE A.J. Derby from New England in exchange for a 5th

2015

Obtained TE Vernon Davis and a 7th-2016 (P Riley Dixon) from San Francisco in exchange for a 6th-2016 and a 6th-2017.
 Obtained a 1st-2015 (LB Shane Ray) from Detroit in exchange for C/G Manny Ramirez, a 1st-2015, a 5th-2015 and a 5th-2016.
 Obtained C/G Gino Gradkowski and a 5th-2016 (G Connor McGovern) from Baltimore in exchange for 4th-2016.

2014

Obtained K Brandon McManus from N.Y. Giants in exchange for a 7th-2015.
 Obtained a 2nd-2014 (WR Cody Latimer) and 7th-2014 (LB Corey Nelson) from San Francisco in exchange for a 2nd-2014, a 5th-2014 and a 4th-2015.
 Obtained a 5th-2014 (LB Lamin Barrow) and a 5th-2015 (CB Lorenzo Doss) from Chicago in exchange for a 4th-2014 and a 7th-2014.

2013

Obtained a 5th-2013 (DE Quanterus Smith) and 6th-2013 (T Vinston Painter) from Green Bay in exchange for a 4th-2013.

2012

Obtained a 4th-2012 (C Philip Blake) and a 6th-2012 (LB Danny Trevathan) from the N.Y. Jets in exchange for QB Tim Tebow and a 7th-2012.
 Obtained a 1st-2012 (traded to Tampa Bay) and a 4th-2012 (traded to Tampa Bay) from New England in exchange for a 1st-2012.
 Obtained a 2nd-2012 (DE Derek Wolfe) and a 4th-2012 (CB Omar Bolden) from Tampa Bay in exchange for a 1st-2012 and a 4th-2012.
 Obtained a 3rd-2012 (RB Ronnie Hillman) from Cleveland in exchange for a 3rd-2012 and a 4th-2012.

2011

Obtained a 2nd-2011 (S Rahim Moore), a 4th-2011 (S Quinton Carter) and a 5th-2011 (traded to Green Bay) from San Francisco in exchange for a 2nd-2011.
 Obtained a 4th-2011 (TE Julius Thomas) and a 7th-2011 (TE Virgil Green) from Green Bay in exchange for a 5th-2011 and a 6th-2011.
 Obtained DT Brodrick Bunkley from Philadelphia in exchange for a 6th-2012.
 Obtained a 5th-2012 (DE Malik Jackson) from St. Louis in exchange for WR Brandon Lloyd.

2010

Obtained QB Brady Quinn from Cleveland in exchange for RB Peyton Hillis, a 6th-2011 and a 5th-2012.
 Obtained a 2nd-2010 (traded to Baltimore) and a 2nd-2011 (T Orlando Franklin) from Miami in exchange for WR Brandon Marshall.
 Obtained a 5th-2010 (CB Perrish Cox) from Philadelphia through Cleveland in a three-way trade that sent TE Tony Scheffler to Detroit along with a 7th-2010 (traded to Philadelphia).
 Obtained a 1st-2010 (traded to Philadelphia) and a 4th-2010 (traded to New England) from San Francisco for a 1st-2010.
 Obtained a 1st-2010 (traded to Dallas via New England), a 3rd-2010 (traded to Baltimore) and a 3rd-2010 (WR Eric Decker) from Philadelphia in exchange for a 1st-2010.
 Obtained a 1st-2010 (WR Demaryius Thomas) from New England in exchange for a 1st-2010 and a 4th-2010.
 Obtained a 1st-2010 (QB Tim Tebow) from Baltimore in exchange for a 2nd-2010, a 3rd-2010 and a 4th-2010.
 Obtained a 7th-2010 (CB Syd'Quan Thompson) and a 7th-2010 (LB Jammie Kirlew) from Tampa Bay in exchange for a 5th-2011.
 Obtained LB Joe Mays from Philadelphia in exchange for RB J.J. Arrington.
 Obtained TE Dan Gronkowski from Detroit in exchange for CB Alphonso Smith.
 Obtained RB Laurence Maroney and a 6th-2011 (traded to Minnesota through Cleveland) from New England in exchange for a 4th-2011.

2009

Obtained QB Kyle Orton, a 1st-2009 (DE Robert Ayers), a 3rd-2009 (traded to Pittsburgh) and a 1st-2010 (traded to San Francisco) from Chicago in exchange for QB Jay Cutler and 5th-2009.
 Obtained a 2nd-2009 (CB Alphonso Smith) from Seattle in exchange for a 1st-2010.
 Obtained a 2nd-2009 (TE Richard Quinn) and a 4th-2009 (G Seth Olsen) from Pittsburgh in exchange for a 3rd-2009 and a 3rd-2009.
 Obtained a 5th-2009 (WR Kenny McKinley) from Baltimore through New England, Philadelphia and Cleveland in exchange for a 5th-2009 and a 6th-2009.
 Obtained a 6th-2009 (QB Tom Brandstater) from Detroit in exchange for a 7th-2009 and a 5th-2010.
 Obtained DL Le Kevin Smith and a 7th-2010 from New England (traded to Washington via Philadelphia and New England) in exchange for a 5th-2010.
 Obtained OL Russ Hochstein from New England in exchange for a 7th-2010.

2008

Obtained a 5th-2009 (traded to Chicago) from Seattle in exchange for WR Keary Colbert.
 Obtained a 7th-2009 (traded to Detroit) from Atlanta in exchange for CB Dominique Foxworth.
 Obtained a 5th-2010 from Dallas (traded to New Orleans through New England, Oakland and Jacksonville) in exchange for G Montré Holland.
 Obtained DT Dewayne Robertson from N.Y. Jets in exchange for a conditional 2009 draft pick (did not meet conditions).
 Obtained 6th-2008 (FB/LB Spencer Larsen) from Houston in exchange for C Chris Myers.

2007

Obtained a 5th-2008 (RB Ryan Torain) from Oakland in exchange for DT Gerard Warren.
 Obtained DT Jimmy Kennedy from St. Louis in exchange for a 6th-2008 (traded to Washington).
 Obtained a 4th-2007 (DT Marcus Thomas) from Minnesota in exchange for a 6th-2007, a 7th-2007 and a 3rd-2008.
 Obtained a 1st-2007 (DE Jarvis Moss) from Jacksonville in exchange for a 1st-2007, a 3rd-2007 and a 6th-2007.
 Obtained a 7th-2008 (FB Peyton Hillis) from Tampa Bay in exchange for QB Jake Plummer.
 Obtained CB Dré Bly and a 6th-2007 (traded to Minnesota) from Detroit in exchange for RB Tatum Bell, T George Foster and a 5th-2007.

MAJOR TRADES, CONT.

2006

Obtained a 3rd-2007 (T Ryan Harris) and a 4th-2008 (CB Jack Williams) from Washington in a three-way trade in which Denver WR Ashley Lelle was sent to Atlanta.
 Obtained WR Javon Walker from Green Bay in exchange for a 2nd-2006 (traded to Atlanta).
 Obtained a 1st-2006 (QB Jay Cutler) from St. Louis in exchange for a 1st-2006 and a 3rd-2006.
 Obtained a 2nd-2006 (traded to Green Bay) and a 3rd-2006 (traded to St. Louis) from San Francisco in exchange for a 1st-2006.
 Obtained 1st-2006 (traded to St. Louis) from Atlanta in exchange for a 1st-2006, a 3rd-2006 and a 4th-2007.

2005

Obtained DE John Engelberger from San Francisco in exchange for CB Willie Middlebrooks.
 Obtained P Todd Sauerbrun from Carolina in exchange for P Jason Baker and a 7th-2006.
 Obtained a 3rd-2005 (CB Karl Paymah), a 1st-2006 (traded to San Francisco), a 3rd-2006 (traded to St. Louis) and 4th-2006 (WR Brandon Marshall) from Washington in exchange for a 1st-2005.
 Obtained DE Ebenezer Ekuban and DT Michael Myers from Cleveland in exchange for RB Reuben Droughns.
 Obtained DT Gerard Warren from Cleveland in exchange for a 4th-2005.

2004

Obtained DT Ellis Johnson from Atlanta in exchange for a 5th-2005.
 Obtained a 4th-2004 (LB D.J. Williams) from Cincinnati in exchange for CB Deltha O'Neal, a 1st-2004, a 4th-2004, and a 4th-2004.
 Obtained CB Champ Bailey and a 2nd-2004 (RB Tatum Bell) from Washington in exchange for RB Clinton Portis.

2003

Obtained a 6th-2004 (WR Triandos Luke) from Washington in exchange for DT Lionel Dalton.
 Obtained a 4th-2003 (DE Bryant McNeal) and a 5th-2003 (C Ben Claxton) from New England in exchange for a 4th-2003.
 Obtained a 4th-2003 (RB Quentin Griffin), a 4th-2003 (traded to New England) and a 7th-2003 (DE Clint Mitchell) from Carolina in exchange for a 3rd-2003.

2002

Obtained a 4th-2002 (S Sam Brandon) and a 5th-2002 (WR Herb Haygood) from New England in exchange for a 4th-2002.
 Obtained a 3rd-2002 (DT Dorsett Davis) from Baltimore in exchange for a 4th-2002 and a 5th-2002.

2001

Obtained a 7th-2002 (S Chris Young) from Atlanta in exchange for LB Henri Crockett.
 Obtained a 4th-2002 (traded to Baltimore) from Atlanta in exchange for a 7th-2001, a 7th-2001 and a 7th-2001.
 Obtained a 2nd-2001 (DE Paul Toviessi) from Buffalo in exchange for a 2nd-2001 and a 4th-2001.

2000

Obtained a 4th-2001 (traded to Buffalo) from Buffalo in exchange for CB Chris Watson.
 Obtained a 4th-2001 (C Ben Hamilton) from Green Bay in exchange for LB Nate Wayne.
 Obtained WR Robert Scott from Green Bay in exchange for a conditional draft choice.
 Obtained a 5th-2000 (WR Muneer Moore) from Seattle in exchange for a 6th-2000 and a 7th-2000.
 Obtained a 1st-2000 (CB Deltha O'Neal) and a 2nd-2000 (S Kenoy Kennedy) from Baltimore in exchange for a 1st-2000.
 Obtained a 6th-2000 (RB Mike Anderson) from St. Louis in exchange for RB Derek Loville.
 Obtained S Billy Jenkins from St. Louis in exchange for a 5th-2000 and a 5th-2001.
 Obtained a 7th-2001 (traded to Atlanta) from Green Bay in exchange for LB David Bowens.

1999

Obtained a 7th-2000 (traded to Seattle) and a 7th-2001 (traded to Atlanta) from Washington in exchange for CB Tito Paul.
 Obtained RB John Avery from Miami in exchange for WR Marcus Nash.
 Obtained a 6th-1999 (TE Desmond Clark) and a 7th-1999 (WR Billy Miller) from Washington in exchange for a 5th-1999.
 Obtained a 3rd-1999 (CB Chris Watson) and a 4th-2000 (G/T Cooper Carlisle) from Carolina in exchange for QB Jeff Lewis.

1998

Obtained a 5th-1999 (DE/LB David Bowens) from Dallas in exchange for TE Kendell Watkins.
 Obtained a 7th-1998 (T Trey Teague) from Philadelphia in exchange for a 6th-1999.
 Obtained a 2nd-1999 (DE Montae Reagor) from San Francisco in exchange for T Jamie Brown.

1997

Obtained a 3rd-1997 (G Dan Neil) from N.Y. Jets for a 3rd-1997, a 6th-1997, a 7th-1997 and a 6th-1998.
 Obtained T Tony Jones from Baltimore for a 2nd-1997.

1996

Obtained WR Todd Kinchen from St. Louis for a 5th-1997.
 Obtained a 2nd-1996 (traded to Baltimore) and a 7th-1996 (P Brian Gragert) from Detroit in exchange for RB/KR Glyn Milburn.
 Obtained a 4th-1996 (S Darius Johnson), a 5th-1996 (WR Patrick Jeffers) and a 7th-1996 (RB L.T. Levine) from Carolina in exchange for a 4th-1996.

1995

Obtained a 4th-1995 (T Jamie Brown) and a 6th-1995 (RB Terrell Davis) from Minnesota in exchange for a 4th-1995.

1994

Obtained a 4th-1995 (LB Ken Brown) from L.A. Rams in exchange for QB Tommy Maddox.
 Obtained a 7th-1994 (C Tom Nalen) from N.Y. Giants in exchange for WR Arthur Marshall.
 Obtained WR Mike Pritchard and a 7th-1995 (TE Byron Chamberlain) from Atlanta in exchange for a 3rd-1994 and a 1st-1995.
 Obtained DT Ted Washington from San Francisco in exchange for a 5th-1994.
 Obtained CB Ben Smith from Philadelphia in exchange for a 3rd-1995 and a 5th-1996.

1993

Obtained T Gary Zimmerman from Minnesota in exchange for a 1st-1994, a 6th-1994 and a 2nd-1995.
 Obtained a 7th-1994 (Butler By'note) from Green Bay in exchange for G Doug Widell.
 Obtained a conditional draft choice from Minnesota in exchange for WR Vance Johnson.
 Obtained a 1st-1993 (Dan Williams) from Cleveland in exchange for a 1st-1993 and a 3rd-1993.
 Obtained a 3rd-1993 (Ronell Jones) from L.A. Raiders in exchange for RB Gaston Green.
 Obtained a 3rd-1993 (traded to Cleveland) and a 7th-1993 (Clarence Williams) from Atlanta in exchange for S Alton Montgomery.

1992

Obtained RB Sammie Smith from Miami in exchange for RB Bobby Humphrey.
 Obtained a 2nd-1992 (Jim Johnson) and an 8th-1992 (Dietrich Lockridge) from N.Y. Jets in exchange for a 6th-1992.
 Obtained a 7th-1992 (Ron Geater) from Tampa Bay in exchange for WR Ricky Nattiel.

1991

Obtained T Harvey Salem from Detroit in exchange for a 3rd-1992.
 Obtained RB Gaston Green and a 4th-1991 (Derek Russell) from L.A. Rams for T Gerald Perry and a 12th-1991.

1990

Obtained DE David Galloway from Phoenix in exchange for an 8th-1991.
 Obtained T/C David Widell from Dallas in exchange for a 7th-1991.
 Obtained an 8th-1991 (traded to Phoenix) from Phoenix in exchange for TE David Little.

Obtained a 10th-1990 (James Szymanski) from L.A. Raiders in exchange for a 11th-1990.
Obtained a 5th-1990 (Jeff Davidson) from New England for a 4th-1991.

1989

Obtained DE Ron Holmes from Tampa Bay in exchange for a 4th-1990.
Obtained DE Kevin Brooks and a 4th-1990 (Jeroy Robinson) from Dallas in exchange for a 3rd-1990.
Obtained K David Treadwell from Phoenix in exchange for a 12th-1990.
Obtained a 1st-1989 (Steve Atwater), a 2nd-1989 (Warren Powers) and a 5th-1989 (Darren Carrington) from Cleveland in exchange for a 1st-1989.

1988

Obtained FB Calvin Thomas from Chicago in exchange for a conditional draft choice.
Obtained NT Shawn Knight from New Orleans in exchange for NT Ted Gregory.
Obtained a future draft choice from Washington in exchange for RB/TE Bobby Micho.
Obtained C Mike Ruether from Phoenix in exchange for LB Ricky Hunley.
Obtained RB Tony Dorsett from Dallas in exchange for a 5th-1989.
Obtained S Kip Corrington from Detroit in exchange for a conditional future draft choice.

1987

Obtained a 10th-1988 (Channing Williams) from Pittsburgh in exchange for LB Ken Woodard.
Obtained G Stefan Humphries from Chicago in exchange for P Bryan Wagner.
Obtained C/G Larry Lee from Miami in exchange for an 8th-1988.

1986

Obtained an 11th-1987 (Steve Roberts) and a 7th-1988 from L.A. in exchange for LB Steve Busick.
Obtained CB Mark Haynes from N.Y. Giants in exchange for a 2nd-1986, a 6th-1986 and a 2nd-1987.

1985

Obtained TE Mike Barber from L.A. Rams in exchange for a 12th-1986.
Obtained a 2nd-1985 (Vance Johnson) from Houston in exchange for a 2nd-1985 and a 5th-1985.
Obtained a 6th-1986 (Orson Mobley) from Green Bay in exchange for QB Scott Brunner.

1984

Obtained a 6th-1986 (traded to N.Y. Giants) from Tampa Bay in exchange for DE Brison Manor.
Obtained LB Ricky Hunley from Cincinnati for a 1st-1986, a 3rd-1986 and a 5th-1987.
Obtained WR Butch Johnson from Houston in exchange for a 3rd-1985.
Obtained WR Dave Logan from Cleveland in exchange for a 4th-1984.
Obtained QB Scott Brunner from N.Y. Giants in exchange for a 4th-1984.
Obtained a 4th-1984 (Randy Robbins) and a 2nd-1985 (traded to Houston) from Tampa Bay in exchange for QB Steve DeBerg.
Obtained TE Eason Ramson from San Francisco in exchange for a 5th-1984.
Obtained LB Stan Blinky from N.Y. Jets in exchange for a 6th-1985.

1983

Obtained a 5th-1985 (Billy Hinson) from Miami in exchange for LB Larry Evans.
Obtained an 8th-1984 (Winford Hood) from Green Bay in exchange for DE Greg Boyd.
Obtained QB John Elway from Baltimore in exchange for G Chris Hinton, QB Mark Herrmann and a 1st-1984.

1982

Obtained a 4th-1984 (traded to Cleveland) from New Orleans in exchange for T Kelvin Clark.
Obtained S J.T. Thomas from Pittsburgh in exchange for an 8th-1983.
Obtained LB Robert L. Jackson from Cleveland in exchange for a 6th-1982.
Obtained a 1st-1982 (Gerald Willhite) and a 4th-1982 (Dan Plater) from Buffalo for a 1st-1982.

1981

Obtained QB Steve DeBerg from San Francisco in exchange for a 4th-1983.
Obtained WR Wade Manning from Buffalo in exchange for an 8th-1982.
Obtained a 5th-1983 from New Orleans in exchange for LB Rob Nairne.
Obtained RB Tony Reed from Kansas City in exchange for a 3rd-1981 and a 4th-1982.

1980

Obtained WR Emery Moorehead from N.Y. Giants in exchange for an 8th-1981.
Obtained RB Don Hardeman from Baltimore in exchange for a 12th-1980.
Obtained CB Perry Smith from St. Louis in exchange for an 8th-1980 and a 10th-1981.
Obtained RB Lawrence McCutcheon from L.A. Rams in exchange for a 3rd-1982.
Obtained QB Matt Robinson from N.Y. Jets in exchange for QB Craig Penrose, a 1st-1980, a 2nd-1980.

1979

Obtained an 8th-1980 (Don Coleman) from Baltimore in exchange for P Buckley Ditts.
Obtained a 2nd-1980 (Rulon Jones), a 5th-1980 (Laval Short) and a 3rd-1981 (traded to Kansas City) to Oakland in exchange for DE Lyle Alzado.

1978

Obtained T Tom Neville from New England in exchange for a 10th-1979.
Obtained DB Charlie West and a 6th-1979 (Jeff McIntyre) from Detroit in exchange for TE Bill Gay.
Obtained a 12th-1981 from Detroit in exchange for C Mike Montler.

1977

Obtained RB Jim Jensen from Dallas in exchange for a 6th-1979.
Obtained T Andy Maurer from San Francisco in exchange for a 9th-1978.
Obtained C Mike Montler from Buffalo in exchange for a 2nd-1979.
Obtained DB Bernard Jackson from Cincinnati in exchange for a 3rd-1978 and a 7th-1978.
Obtained QB Craig Morton from N.Y. Giants in exchange for QB Steve Ramsey and a 5th-1978.

1976

Obtained LB Godwin Turk from N.Y. Jets for a 5th-1977.
Obtained T Bill Bain from Green Bay in exchange for a 3rd-1977.
Obtained a 9th-1976 (Jim Lisko) from St. Louis in exchange for DB Jeff Severson.

1975

Obtained DB Jeff Severson from Houston in exchange for a 7th-1976.
Obtained past and future considerations from Kansas City in exchange for TE Billy Masters.
Obtained C Phil Olsen from L.A. Rams in exchange for WR Otto Stowe, a 3rd-1976 and a 6th-1977.
Obtained DB Clarence Ellis from Atlanta in exchange for DB Charles Greer, WR Jerry Simmons and a 6th-1976.
Obtained DT Greg Marx and a 5th-1975 (Stan Rogers) from Atlanta in exchange for G Larron Jackson.

1974

Obtained a 4th-1975 (Steve Taylor) from Kansas City in exchange for LB Tom Graham.
Obtained a 10th-1975 (Hank Englehardt) from Kansas City in exchange for T Tom Drougas.
Obtained a 3rd-1975 (QB/KS Mike Franckowiak) from N.Y. Giants in exchange for RB Joe Dawkins.

MAJOR TRADES, CONT.

Obtained RB Jon Keyworth from Washington in exchange for a 6th-1975 and an 11th-1975.
 Obtained DB John Rowser from Pittsburgh in exchange for a 6th-1974 and a 9th-1974.

1973

Obtained LB Ray May from Baltimore in exchange for a 3rd-1974 and an 8th-1974.
 Obtained DB Dale Hackbart from St. Louis in exchange for a 10th-1974.
 Obtained LB Bill Laskey from Baltimore in exchange for a 7th-1974.
 Obtained WR Gene Washington from Minnesota in exchange for WR Rod Sherman and a 5th-1974.

1972

Obtained a 3rd-1974 (Claudie Minor) and a 6th-1974 (traded to Pittsburgh) from Cleveland in exchange for QB Don Horn.
 Obtained WR Haven Moses from Buffalo in exchange for WR Dwight Harrison.
 Obtained a 3rd-1973 (Paul Howard) from Cleveland in exchange for DE Rich Jackson.
 Obtained C Bobby Maples from Pittsburgh in exchange for a 6th-1973.
 Obtained T Rick Sharp from Pittsburgh in exchange for an 8th-1973.
 Obtained DE/T Lloyd Voss from Pittsburgh in exchange for a 5th-1973.
 Obtained QB Charley Johnson from Houston in exchange for a 3rd-1973.
 Obtained RB Eddie Ray and a 3rd-1973 (John Wood) from San Diego in exchange for DT Dave Costa.
 Obtained a 7th-1973 (John Grant) from Baltimore in exchange for TE John Mosier.
 Obtained LB Al Andrews from Buffalo in exchange for LB Dave Washington.
 Obtained a 5th-1973 (traded to Pittsburgh) from New Orleans in exchange for LB John Huard.

1971

Obtained RB Joe Dawkins from Houston in exchange for RB Dickie Post.
 Obtained G Larron Jackson and a 5th-1972 (traded to Buffalo) from Houston for DB Cleophus Johnson.
 Obtained LB Olen Underwood from Houston in exchange for OG Bob Young.
 Obtained a 5th-1972 (WR Jim Krieg) from Philadelphia in exchange for QB Pete Liske.
 Obtained RB Dickie Post from San Diego in exchange for a 2nd-1972.
 Obtained QB Steve Ramsey from New Orleans in exchange for a 4th-1972.
 Obtained T Roger Shoals from Detroit in exchange for LB Carl Cunningham.
 Obtained QB John Stofa from Miami in exchange for a 7th-1972.
 Obtained DB Butch Byrd from Buffalo in exchange for a 5th-1972.
 Obtained DB Leroy Mitchell from Houston in exchange for DB John Charles.
 Obtained DB John Charles and a 4th-1972 (LB Tom Graham) from Minnesota in exchange for WR Al Denson.
 Obtained QB Don Horn and a 1st-1972 (TE Riley Odoms) from Green Bay in exchange for DE Alden Roche and a 1st-1972.
 Obtained K Jim Turner from N.Y. Jets in exchange for K Bobby Howfield.

1970

Obtained DB Cornell Gordon from N.Y. Jets in exchange for DB Gus Hollomon.
 Obtained TE Jim Whalen from Boston in exchange for TE Tom Beer.
 Obtained DB Paul Martha from Pittsburgh in exchange for C Walter Highsmith and T Wallace Dickey.
 Obtained RB Booker Edgerson from Buffalo in exchange for a 5th-1972.
 Obtained FB Willis Crenshaw from St. Louis in exchange for a 3rd-1971.
 Obtained TE Billy Masters from Buffalo in exchange for a 5th-1971.
 Obtained an 8th-1971 (LB Tom Beard) from Houston in exchange for RB Tom Smiley.
 Obtained a 4th-1971 (DE Lyle Alzado) from Boston in exchange for K Charlie Gogolak.

1969

Obtained RB Tom Smiley from Cincinnati in exchange for WR Eric Crabtree.
 Obtained T Walt Barnes from Kansas City in exchange for an 8th-1970.

1968

Obtained a 4th-1969 (LB Mike Schnitker) from Kansas City in exchange for DT Curley Culp.
 Obtained a 3rd-1968 (T Robert Vaughan) from Kansas City in exchange for DB Goldie Sellers.
 Obtained a 4th-1968 (DB Drake Garrett) from Kansas City in exchange for RB Wendell Hayes.
 Obtained a 6th-1969 (RB Wandy Williams) from Buffalo in exchange for RB Charlie Mitchell.

1967

Obtained QB Steve Tensi from San Diego in exchange for a 1st-1968 and a 1st-1969.
 Obtained G Dick Tyson, LB Ray Schmutz and DE Rich Jackson from Oakland in exchange for WR Lionel Taylor and C Jerry Sturm.
 Obtained RB Cookie Gilchrist, QB George Wilson, G Ernie Park and DE Earl Faison from Miami in exchange for DE Dan LaRose, LB Jerry Hopkins, RB Abner Haynes and a 6th-1968.
 Obtained WR Bill Cronin from Miami in exchange for DT Ray Jacobs.
 Obtained DT Dave Costa from Buffalo in exchange for a 4th-1968.
 Obtained DT Rex Mirich and a 3rd-1967 (traded to Buffalo) from Oakland in exchange for DB Willie Brown and QB Mickey Slaughter.

1966

Obtained a 3rd-1967 (T Mike Current) and a 5th-1967 (FB Fran Lynch) from Miami in exchange for RB Cookie Gilchrist.
 Obtained LB Archie Matsos from Oakland in exchange for RB Hewritt Dixon.

1965

Obtained RB Cookie Gilchrist from Buffalo in exchange for RB Billy Joe.
 Obtained RB Abner Haynes from Kansas City in exchange for LB Jim Fraser.

1964

Obtained DT Stan Fanning and a 6th-1964 (FL Al Denson) from Oakland in exchange for RB Gene Mingo.
 Obtained QB Jacky Lee (for two years) from Houston in exchange for a 1st-1965 and DT Bud McFadin.
 Obtained LB Marv Matuszak and DB Billy Atkins from Buffalo in exchange for C Walt Cudzik.
 Obtained DT/K Dick Guesman, DE Ed Cooke, DT Charlie Janerette, G Sid Fournet and LB Jim Price from N.Y. Jets in exchange for DB Bob Zeman, LB Wahoo McDaniel, WR Gene Prebola and DT Gordy Holz.

1962

Obtained RB Bo Dickinson from Dallas in exchange for OB Carl Larperner.
 Obtained HB Bob Scarpitto, DB Bob Zeman and OE Luther Hayes from San Diego in exchange for cash.

1960

Obtained DB Goose Gonsoulin from Dallas in exchange for FB Jack Spikes.

ALL-TIME COACHES ROSTER

A	
Ola Adams	Assistant Defensive Backs 2022 (1)
Dennis Allen	Defensive Coordinator 2011 (1)
Lou Ayeni	Running Backs 2023 (1)
Zach Azzanni	Wide Receivers 2018-22 (5)
B	
Joe Baker	Linebackers 2007 (1)
	Offensive Assistant 2008 (1)
Chris Banjo	Assistant Special Teams 2023 (1)
Vernon Banks	Strength and Conditioning 1993-94 (2)
Clancy Barone	Tight Ends 2009, 11-14 (5)
	Offensive Line 2010, '15-16 (3)
Butch Barry	Offensive Line 2022 (1)
Marvin Bass	Special Assistant 1982-83, '85-92 (10)
	Offensive Line 1984 (1)
	Offensive Assistant 2006 (1)
	Wide Receivers/Quarterbacks 2007 (1)
	Quarterbacks 2008 (1)
Jim Bates	Assistant Head Coach/Defense 2007 (1)
Chip Beake	Quality Control 2006 (1)
Chris Beake	Defensive Quality Control 2013 (1)
	Defensive Assistant 2014-15, '19-20 (4)
	Defensive Assistant/Defensive Line 2016-18 (3)
	Defensive Pass Game Specialist 2021 (1)
	Quarterbacks 1992 (1)
Raymond Berry	Special Teams 1977-80 (4)
Marv Braden	Special Teams Assistant 2003 (1)
Ronnie Bradford	Special Teams 2004-06 (3)
	Assistant Defensive Backs 2007 (1)
	Defensive Backs 2008 (1)
Tim Brewster	Tight Ends 2005-06 (2)
Samson Brown	Assistant Secondary 2015-16 (2)
Jacob Burney	Defensive Line 2002-04, '07-08 (5)
	Defensive Line/Ends 2005-06 (2)
Keith Burns	Special Teams Assistant 2007-12 (6)
Frank Bush	Linebackers 1995-99 (5)
	Nickel Package/Secondary 2000 (1)
	Special Teams 2001-03 (3)
C	
Jamar Cain	Pass Rush Specialist 2023 (1)
Rob Calabrese	Offensive Quality Control 2019-20 (2)
Troy Calhoun	Defensive Assistant 2003 (1)
	Offensive Assistant/Special Teams 2004 (1)
	Assistant to Head Coach 2005 (1)
Brian Callahan	Coaching Assistant 2010 (1)
	Offensive Quality Control 2011-12 (2)
	Offensive Assistant 2014 (2)
	Offensive Assistant/QBs 2015 (1)
Dom Capers	Senior Defensive Assistant 2022 (1)
Ken Carpenter	Assistant 1961 (1)
A.C. Carter	Defensive Quality Control 2022 (1)
Rubin Carter	Assistant Defensive Line 1987-88 (2)
Jim Cason	Backfield 1960 (1)
Dwayne Chandler	Assistant Strength and Conditioning 2007-08 (2)
Mayur Chaudhari	Defense/Special Projects 2022 (1)
Barney Chavous	Assistant Strength and Conditioning 1989 (1)
	Defensive Assistant 1990-92 (3)
	Assistant Strength/Assistant Defensive Line 1993-94 (2)
	Assistant Strength/Assistant Offensive Line 1995-99 (5)
Ramon Chinyong	Offensive Quality Control 2022 (1)
Geep Chryst	Tight Ends 2018 (2)
Tony Coaxum	Assistant Special Teams 2015-16 (2)
Keary Colbert	Wide Receivers 2023 (1)
Max Coley	Offensive Coordinator 1972-76 (5)
Joe Collier	Defensive Backfield 1969-71 (3)
	Defensive Coordinator 1972-81 (10)
	Assistant Head Coach/Defense 1982-88 (7)
Chris Cook	Offensive Quality Control 2021 (1)
Jim Bob Cooter	Offensive Assistant 2013 (1)
Dick Coury	Wide Receivers 1972-73 (2)
Larry Coyer	Linebackers 2000-02 (3)
	Defensive Coordinator 2003-06 (4)
James Cregg	Assistant Offensive Line 2014-16 (3)
D	
Dan Dalrymple	Head Strength and Conditioning 2023 (1)
Kay Dalton	Wide Receivers 1974-76 (3)
	Special Offensive Assistant 1986 (1)
Jeff Davidson	Offensive Line 2017 (1)
Joe DeCamillis	Defensive Quality Control 1991-92 (2)
	Special Teams Coordinator 2015-16 (2)

ALL-TIME COACHES ROSTER, CONT.

D (CONT.)

Jack Del Rio	Defensive Coordinator	2012-14	(3)
Rick Dennison	Offensive Assistant	1995-96	(2)
	Special Teams	1997-2000	(4)
	Offensive Line	2001-05, '09	(6)
	Offensive Coordinator	2006, '15-16	(3)
	Offensive Coordinator/Offensive Line	2007-08	(2)
George Dickson	Defensive Backs	1964-65	(2)
Marcus Dixon	Defensive Line	2022-23	(2)
Dale Dodrill	Defensive Line	1960-63, '66	(5)
Kirk Doll	Assistant Defensive Backs	2004	(1)
	Linebackers	2005-06	(2)
Ed Donatell	Defensive Backs	1995-99, '09-10	(7)
	Defensive Coordinator	2019-21	(3)
Karl Dorrell	Wide Receivers	2000-02	(3)
Whitey Dovell	Offensive Line	1967-70, '79-80	(6)
	Special Teams/Tight Ends	1971	(1)
Rod Dowhower	Offensive Coordinator	1980	(1)
	Offensive Coordinator/Wide Receivers	1981-82	(2)
Declan Doyle	Tight Ends	2023	(1)
George Dyer	Defensive Line	1995-2001	(7)
	Assistant to Head Coach	2002	(1)

E

Hunter Enis	Offensive Backs	1967-71	(5)
Mike Eubanks	Assistant Strength and Conditioning	2012-17	(6)
Ejiro Evero	Defensive Coordinator	2022	(1)

F

Vic Fangio	Head Coach	2019-21	(3)
Jim Fassel	Offensive Coord./Quarterbacks	1993	(1)
	Assistant Head Coach/Offensive Coordinator	1994	(1)
Jack Faulkner	Head Coach	1962-64	(3)
Frank Filchock	Head Coach	1960-61	(2)
Jedd Fisch	Wide Receivers	2008	(1)
Mo Forte	Running Backs	1988-92	(5)
	Wide Receivers	1993-94	(2)
John Fox	Head Coach	2011-14	(4)
Jerry Frei	Offensive Line	1972-75, '81-82	(6)
Leon Fuller	Defensive Backs	1994	(1)

G

Chan Gailey	Special Teams/Tight Ends	1985-86	(2)
	Tight Ends/Receivers	1987	(1)
	Quarterbacks	1988	(1)
	Offensive Coordinator/Receivers	1989-90	(2)
Bob Gambold	Linebackers	1972-73	(2)
	Defensive Backs	1974-77	(4)
Sam Garnes	Assistant Secondary	2011-14	(4)
Adam Gase	Wide Receivers	2009-10	(2)
	Quarterbacks	2011-12	(2)
	Offensive Coordinator	2013-14	(2)
Jason George	Assistant Strength and Conditioning	2012-14	(3)
Alex Gibbs	Offensive Line	1984-87	(4)
	Assistant Head Coach/Offensive Line	1995-2003	(9)
	Offensive Consultant	2013	(1)
David Gibbs	Safeties	2001	(1)
	Secondary	2002-04	(3)
Mike Giddings	Assistant Offensive Line	1976	(1)
Gary Glick	Defensive Backs	1962	(1)
I.J. Gorman	Strength and Conditioning	1983-84	(2)
Chris Gould	Assistant Special Teams	2017-21	(5)
	Coaching Assistant	2015-16	(2)
Ken Gray	Offensive Line	1977-78	(2)
Bob Griffin	Assistant	1966	(1)
Zack Grossi	Offensive Quality Control	2022-23	(2)
Rich Guarascio	Assistant Strength and Conditioning	2022	(1)

H

Nathaniel Hackett	Head Coach	2022	(1)
John Hadl	Quarterbacks/Receivers	1983	(1)
Derek Haithcock	Assistant to the Head Coach	2022	(1)
Peter Hansen	Linebackers	2022	(1)
Bo Hardegree	Quality Control-Offense	2014	(1)
Wade Harman	Tight Ends	2019-21	(3)
Bishop Harris	Running Backs	1993-94	(2)
Mike Heimerdinger	Wide Receivers	1995-99	(5)
	Assistant Head Coach	2006	(1)
	Assistant Head Coach/Quarterbacks	2007	(1)
George Henshaw	Offensive Line	1988-90	(3)
	Wide Receivers	1991	(1)
	Offensive Coordinator/Receivers	1992	(1)
Reggie Herring	Linebackers	2015-21	(7)

H (CONT.)

Mike Hiestand	Assistant to Head Coach/Defensive Quality Control	2019-20	(2)
	Assistant to Head Coach/Assistant Defensive Line Coach	2021	(1)
Renaldo Hill	Defensive Backs	2019-20	(2)
Tyler Hill	Assistant Strength and Conditioning	2018-19	(2)
Ed Hughes	Defensive Backs	1963	(1)

J

Charlie Jackson	Defensive Assistant	2007-08	(2)
Bill Johnson	Defensive Line	2007-08	(2)
Charley Johnson	Quarterbacks	1976	(1)
Reed Johnson	Special Teams	1981	(1)
Korey Jones	Assistant Strength and Conditioning	2020-23	(4)
Stan Jones	Defensive Line	1967-71, '76-88	(18)
Vance Joseph	Head Coach	2017-18	(2)
	Defensive Coordinator	2023	(1)

K

Mateo Kambui	Marlin Briscoe Coaching Fellow	2022	(1)
Paul Kelly	Assistant to the Head Coach	2023	(1)
Larry Kennan	Wide Receivers	1988	(1)
Logan Kilgore	Offensive Quality Control	2023	(1)
Austin King	Assistant Offensive Line	2023	(1)
Greg Knapp	Quarterbacks	2013-14	(2)
	Quarterbacks/Passing Game Coordinator	2015-16	(2)
Bill Kollar	Defensive Line	2015-21	(7)
	Defensive/Special Projects	2022	(1)
Ben Kotwica	Special Teams Coordinator	2023	(1)
Gary Kubiak	Offensive Coordinator/Quarterbacks	1995-2002	(8)
	Offensive Coordinator	2003-05	(3)
	Head Coach	2015-16	(2)
Klint Kubiak	Offensive Assistant/Quarterbacks	2016-18	(3)
	Passing Game Coordinator/Quarterbacks	2022	(1)
Sean Kugler	Offensive Line - Guards/Centers	2018	(1)
Chris Kuper	Assistant Offensive Line	2019-21	(3)

L

Loren Landow	Strength and Conditioning	2018-22	(5)
Charlie Lee	Running Backs	1981	(1)
Earl Leggett	Defensive Line	1989-90	(2)
John Levra	Offensive Line	1993-94	(2)
Mark Loecher	Assistant Strength and Conditioning	2021	(1)
Anthony Lomando	Assistant Strength and Conditioning	2012-20	(9)
Joe Lombardi	Offensive Coordinator	2023	(1)
Dennis Love	Assistant Strength and Conditioning	2015-16	(2)
Justin Lovett	Strength and Conditioning Assistant	2010-11	(2)
Marc Lubick	Assistant Wide Receivers	2015-16	(2)
Addison Lynch	Defensive Quality Control	2023	(1)
Anthony Lynn	Assistant Special Teams	2000-02	(3)
Johnnie Lynn	Assistant Defensive Backs	2017	(1)

M

Dick MacPherson	Defensive Backs	1967-68	(2)
	Linebackers	1969-70	(2)
Dave Magazu	Offensive Line	2011-14	(4)
Ray Malavasi	Defensive Line	1964-65	(2)
	Head Coach/Offensive Line	1966	(1)
Mike Mallory	Assistant Special Teams/Special Teams Coach	2022	(1)
Pete Mangurian	Tight Ends/Assistant Offensive Line	1988-90	(3)
	Offensive Line	1991-92	(2)
Greg Manusky	Inside Linebackers	2023	(1)
Jim Martin	Offensive Line	1962	(1)
Don "Wink" Martindale	Linebackers	2009	(1)
	Defensive Coordinator	2010	(1)
Marv Matuszak	Defensive Backs	1966	(1)
Richie McCabe	Defensive Backs	1978-82	(5)
T.C. McCartney	Quarterbacks	2019	(1)
Mike McCoy	Offensive Coordinator/Quarterbacks	2009	(1)
	Offensive Coordinator	2010-12, '17	(4)
Ben McDaniels	Coaching Assistant	2009	(1)
	Quarterbacks	2010	(1)
Josh McDaniels	Head Coach	2009-10	(2)
Thomas McGaughey	Special Teams Assistant	2005-06	(2)
Tom McMahon	Special Teams Coordinator	2018-21	(4)
Pat McPherson	Defensive Assistant	1998	(1)
	Offensive Assistant	1999-2002	(4)
	Quarterbacks	2003-06	(4)
	Tight Ends	2007-08	(2)
Bill Meek	Running Backs	1964	(1)
Bus Mertes	Offensive Backs	1965-66	(2)
Keith Millard	Assistant Defensive Line/Pass Rush Specialist	2003-04	(2)
Al Miller	Strength and Conditioning	1985-92	(8)
Brad Miller	Football Strategy Analyst	2022	(1)
Red Miller	Offensive Line	1963-65	(3)
	Head Coach	1977-80	(4)

ALL-TIME COACHES ROSTER, CONT.

M (CONT.)

Ron Milus	Defensive Backs	2000-02, '11-12	(5)
Curtis Modkins	Running Backs	2018-21	(4)
Jake Moreland	Tight Ends	2022	(1)
Myrel Moore	Offensive Line/Special Teams	1972	(1)
	Linebackers	1973-77, '83-88	(11)
	Offensive Line	1982	(1)
John Morton	Pass Game Coordinator	2023	(1)
Mike Munchak	Offensive Line	2019-21	(3)
Bill Musgrave	Quarterbacks/Offensive Coordinator	2017	(1)
	Offensive Coordinator	2018	(1)

N

Pierre Ngo	Assistant Strength and Conditioning	2021-22	(2)
Nick Nicolau	Special Assistant	1981	(1)
	Running Backs	1982-87	(6)
Mike Nolan	Special Teams	1987	(1)
	Special Teams/Defensive Assistant	1988	(1)
	Linebackers	1989-92	(4)
	Defensive Coordinator	2009	(1)
Rex Norris	Defensive Line	1994	(1)
Wayne Nunnely	Defensive Line	2009-11	(3)

O

Scott O'Brien	Special Teams Coordinator	2007-08	(2)
Brock Olivo	Special Teams Coordinator	2017	(1)
Justin Outten	Offensive Coordinator	2022	(1)

P

Fred Pagac	Outside Linebackers	2015-17	(3)
John Pagano	Outside Linebackers	2020-21	(2)
Dwain Painter	Offensive Assistant	1997	(1)
Brian Pariani	Tight Ends	1995-2004, '15-16	(12)
Babe Parilli	Quarterbacks	1977-79	(3)
Christian Parker	Defensive Backs	2021-23	(3)
Andre Patterson	Defensive Line/Tackles	2005-06	(2)
Sean Payton	Head Coach	2023	(1)
Roman Phifer	Assistant Linebackers	2009-10	(2)
Wade Phillips	Defensive Coordinator	1989-92, '15-16	(6)
	Head Coach	1993-94	(2)
Fran Polsfoot	Wide Receivers	1977-80	(4)
	Tight Ends/Special Teams	1981-84	(4)
Ricky Porter	Offensive Assistant	1997-98	(2)
	Assistant Strength and Conditioning	1999	(1)
Mike Priefer	Special Teams Coordinator	2009-10	(2)

R

Dan Radakovich	Offensive Line	1983	(1)
John Ralston	Head Coach	1972-76	(5)
Justin Rascati	Offensive Quality Control	2019-21	(3)
Dan Reeves	Head Coach	1981-92	(12)
Alvin Reynolds	Assistant Defensive Backs/Quality Control	1993-94	(2)
	Defensive Assistant/Assistant Defensive Backs	1995	(1)
Ray Rhodes	Defensive Coordinator	2001-02	(2)
Harold Richardson	Special Teams	1989-90	(2)
	Special Teams/Tight Ends	1991-92	(2)
	Special Assistant to Head Coach/Offense	1993-94	(2)
	Strength and Conditioning	2012-17	(6)
Luke Richesson	Offensive Backs	1977-80	(4)
Paul Roach	Defensive Backs	2017-18	(2)
Marcus Robertson	Defensive Coordinator	1995-2000	(6)
Greg Robinson	Coaching Assistant	2009-10	(2)
Jay Rodgers	Defensive Quality Control	2011	(1)
	Defensive Line	2012-14	(3)
Jeff Rodgers	Special Teams Coordinator	2011-14	(4)
Jerry Rosburg	Senior Assistant/Head Coach	2022	(1)
Sam Rutigliano	Wide Receivers	1967-70	(4)
Jim Ryan	Defensive Assistant	2005-06	(2)
	Offensive Assistant	2007	(1)
	Linebackers	2008	(1)

S

Lou Saban	Head Coach	1967-71	(5)
Greg Saporta	Strength and Conditioning Assistant	1995-2011	(17)
Rich Scangarello	Offensive Coordinator	2019	(1)
Mike Shanahan	Wide Receivers	1984	(1)
	Offensive Coordinator	1985-87	(3)
	Quarterbacks	1989-90	(2)
	Offensive Coordinator	1991	(1)
	Head Coach	1995-2008	(14)
Matt Sheldon	Senior Analyst	2021	(1)
Isaac Shewmaker	Defensive Quality Control	2023	(1)
Mike Shula	Quarterbacks	2020-21	(2)
Pat Shurmur	Offensive Coordinator	2020-21	(2)

S (CONT.)

Bob Slowik	Defensive Backs	2005-06	(2)
	Defensive Coordinator/Defensive Backs	2007	(1)
	Defensive Coordinator	2008	(1)
Ryan Slowik	Defensive Assistant	2005-06	(2)
	Special Teams Assistant	2007	(1)
	Assistant Defensive Backs	2008	(1)
Cedric Smith	Assistant Strength and Conditioning	2001-06, '17-20	(10)
Jerry Smith	Offensive Line/Head Coach	1971	(1)
Richard Smith	Special Teams/Assistant Linebackers	1993-94	(2)
	Special Teams	1995-96	(2)
	Linebackers	2011-14	(4)
Rick Smith	Defensive Assistant	1996-99	(4)
Shaun Snee	Assistant Strength and Conditioning	2023	(1)
Mac Speedie	Offensive Ends	1962-63	(2)
	Offensive Ends/Head Coach	1964	(1)
	Head Coach	1965-66	(2)
Jimmy Spencer	Assistant Defensive Backs	2003, '05-06	(3)
	Defensive Backs	2004	(1)
Brandon Staley	Outside Linebackers	2019	(1)
Ernie Stautner	Defensive Line	1991-93	(3)
Les Steckel	Tight Ends	1993-94	(2)
Ben Steele	Assistant Offensive Line/Offensive Line Coach	2022	(1)
Chris Strasser	Assistant Offensive Line	2017	(1)
	Offensive Line - Tackles	2018	(1)
Zach Strief	Offensive Line	2023	(1)
Eric Studesville	Running Backs/Head Coach	2010	(1)
	Running Backs	2011-16	(6)
	Assistant Head Coach/Running Backs	2017	(1)
Dwayne Stukes	Special Teams Coordinator	2022	(1)
Mike Sullivan	Quarterbacks	2018	(1)
Derius Swinton	Assistant Special Teams	2013-14	(2)
T			
John Teerlinck	Pass Rush Specialist	1997-2001	(5)
DeAndre Thompson	Billy Thompson Coaching Fellow	2022	(1)
Tyke Tolbert	Wide Receivers	2011-17	(7)
Terry Turney	Defensive Assistant	1999-2000	(2)
Bobby Turner	Running Backs	1995-2009	(15)
Rich Tuten	Strength and Conditioning	1995-2011	(17)
U			
Cory Undlin	Defensive Quality Control	2012	(1)
	Defensive Backs	2014	(2)
Favian Upshaw	Offensive Quality Control	2023	(1)
Doc Urich	Defensive Line	1972-75	(4)
	Offensive Line	1976	(1)
	Special Teams	1984	(1)
	Tight Ends/Assistant Offensive Line	1985	(1)
V			
John Vieira	Instructional Designer	2022	(1)
Joe Vitt	Senior Defensive Assistant	2023	(1)
W			
Doak Walker	Special Assignments	1966	(1)
Charlie Waters	Special Teams	1988	(1)
	Defensive Backs	1989-92	(4)
	Defensive Coordinator	1993-94	(2)
Steve Watson	Defensive Assistant	2001-02	(2)
	Wide Receivers	2003-06	(4)
	Associate Head Coach	2007-08	(2)
	Outside Linebackers	2022	(1)
Bert Watts	Quarterbacks	2023	(1)
Davis Webb	Defensive Backs	1983-88	(6)
Charlie West	Assistant Head Coach	2023	(1)
Mike Westhoff	Running Backs	2022	(1)
Tyrone Wheatley	Outside Linebackers	2023	(1)
Michael Wilhoite	Defensive Backs	2018	(1)
Greg Williams	Defensive Quality Control	2019-21	(3)
Nathaniel Willingham	Defensive Backs	2015-16	(2)
Joe Woods	Defensive Coordinator	2018	(2)
Y			
Zaven Yarialian	Head Coach's Assistant	2001	(1)
John-Paul Young	Linebackers	1993-94	(2)
Z			
Emily Zaler	Player Performance Assistant	2020-21	(2)
Bob Zeman	Linebackers	1978-82	(5)

BRONCOS ALL-TIME ROSTER

List includes players who spent time on the active roster/injured reserve during the regular or postseason. **Current players in bold.**
 † Indicates player was signed during 1987 strike, and played only during that three-game span as a replacement player)
 * Indicates information is incomplete; does not include starts for seasons prior to 1968

A								
No.	Name	Pos.	Hgt.	Wgt.	College	GP	GS	Years
21	Hamza Abdullah	S	6-2	213	Washington State	24	8	2005-08
81	Bob Adams	TE	6-2	225	Pacific	2	0	1975
12/81	Charlie Adams	WR	6-2	190	Hofstra	24	2	2003-06
20	Mike Adams	S	5-11	200	Delaware	32	23	2012-13
95	Sam Adams	DT	6-3	350	Texas A&M	11	11	2007
73	Scott Adams	T	6-6	315	Georgia	0	0	1997
60	Kenneth M. Adamson	G	6-2	235	Notre Dame	32	N/A	1960-62
45	Nate Adkins	TE	6-3	252	South Carolina	10	1	2023
95	McTelvin Agim	DL	6-3	309	Arkansas	17	0	2020-21
57	Allen Aldridge	LB	6-1	245	Houston	64	45	1994-97
68	Steve Alexakos	G	6-2	260	San Jose State	8	1	1970
58	Elijah Alexander	LB	6-2	230	Kansas State	41	24	1993-95
40	Jeff Alexander	RB	6-0	232	Southern	21	6	1989, '92
58	Kevin Alexander	LB	6-4	265	Clemson	8	0	2010
69	P.J. Alexander	T	6-4	297	Syracuse	16	0	2003-05, '07
80	Ray Alexander	WR	6-4	195	Florida A&M	8	0	1984
45	Roc Alexander	CB	5-10	190	Washington	26	1	2004-05
82	Stephen Alexander	TE	6-4	250	Oklahoma	32	29	2005-07
25	Ted Aflten	RB	6-0	195	Springfield College	4	0	1969
2	Brandon Allen	QB	6-2	209	Arkansas	3	3	2019
45	Christopher Allen	OLB	6-4	242	Alabama	0	0	2022
59	Dakota Allen	ILB	6-1	232	Texas Tech	2	0	2022
24	Donald R. Allen	FB	6-0	200	Texas	10	N/A	1960
22	Elihu (Buddy) Allen	DE	5-11	193	Utah State	1	N/A	1961
99	Zach Allen	HB	6-4	281	Boston College	17	17	2023
57	Ty Allert	LB	6-2	233	Texas	7	0	1990
73	Henry Allison	T	6-3	255	San Diego State	3	0	1977
62	Vaughn S. (Buddy) Alliston	LB	6-0	218	Mississippi	11	N/A	1960
94	Luis Almanzar	DT	6-3	295	Southwest Missouri State	0	0	2003
25	Anthony Alridge	DE	5-9	185	Houston	0	0	2008
77	Lyle Alzado	RB	6-3	255	Yankton College	99	98	1971-78
22	David R. Ames	HB	6-0	185	Richmond	7	N/A	1961
76	Calvin Anderson	T	6-5	300	Texas	41	12	2019-22
22	C.J. Anderson	RB	5-8	224	California	58	36	2013-17
11	Bobby Anderson	HB	6-0	208	Colorado	48	22	1970-73
23	Marques Anderson	S	5-11	210	UCLA	6	0	2005
38	Mike Anderson	RB	6-0	230	Utah	74	51	2000-05
83	Willie "Flipper" Anderson	WR	6-0	175	UCLA	4	0	1997
50	Zaire Anderson	ILB	5-11	220	Nebraska	32	3	2016-17
86	Mitch Andrews	TE	6-2	239	Louisiana State	8	3	1987
84	Lou Andrus	LB	6-6	230	Brigham Young	8	N/A	1967
91	Kenny Anunike	DE	6-5	275	Duke	3	0	2015
92	Lester Archambeau	DE	6-5	275	Stanford	3	0	2000
83	Justin Armour	WR	6-4	210	Stanford	8	0	1998
24	Otis Armstrong	RB	5-10	196	Purdue	96	58	1973-80
65	LeFrancis Arnold	G/C	6-3	245	Oregon	2	0	1974
73	Mike Askea	T	6-4	260	Stanford	4	0	1973
28	Billy Atkins	DB	6-1	196	Auburn	3	N/A	1964
74	Frank Atkinson	DE	6-3	240	Stanford	3	N/A	1964
47	George Atkinson	S	6-0	180	Morris Brown	6	0	1979
97	Jeremiah Attaochu	OLB	6-3	252	Georgia Tech	25	10	2019-20
27	Steve Atwater	S	6-3	217	Arkansas	155	155	1989-98
76	Marvin Austin Jr.	DT	6-2	312	North Carolina	15	0	2014
33	John Avery	RB	5-9	190	Mississippi	7	0	1999
67	John Ayers	G	6-5	258	West Texas State	9	5	1987
56/91	Robert Ayers	OLB/DE	6-3	274	Tennessee	72	27	2009-13
B								
56/65	Jay Bachman	C	6-3	250	Cincinnati	45	1	1968-71
36	Tyler Badie	RB	5-8	194	Missouri	1	0	2022-23
97	Boss Bailey	LB	6-3	232	Georgia	6	6	2008
24	Champ Bailey	CB	6-0	192	Georgia	135	132	2004-13
75	Quinn Bailey	OL	6-6	323	Arizona State	31	2	2019-23
75	Bill Bain	T	6-4	279	Southern California	15	14	1976-1978
75	Chris Baker	DL	6-2	329	Hampton	1	0	2009
6	Jason Baker	P	6-2	205	Iowa	4	0	2004
74	Jerry Baker	T	6-2	297	Tulane	5	0	1983
35	Lance Ball	RB	5-9	224	Maryland	41	0	2010-12
28	Montee Ball	RB	5-10	215	Wisconsin	21	3	2013-14
83	Michael Bandy	WR	5-10	190	San Diego	1	0	2023
79	Chris Banks	G	6-1	300	Kansas	20	1	1998-99
97	Justin Bannan	DL	6-3	310	Colorado	32	32	2010, '12
85	Mike Barber	TE	6-3	235	Louisiana Tech	10	1	1985
73	Allen Barbe	G	6-4	310	Missouri Southern	16	4	2017
62	Ernie Barnes	G	6-3	247	North Carolina Central	25	N/A	1963-64

BRONCOS ALL-TIME ROSTER, CONT.

No.	Name	Pos.	Hgt.	Wgt.	College	GP	GS	Years
73	Walter Barnes	DE	6-3	245	Nebraska	19	0	1969-71
86	Dean Barnett	TE	6-2	225	Nevada-Las Vegas	8	0	1983
36	Josh Barrett	S	6-2	225	Arizona State	20	3	2008-09
50/48	Shaquill Barrett	LB	6-2	250	Colorado State	61	15	2014-18
42	Mark Barron	ILB	6-2	230	Alabama	0	0	2020
57	Lamin Barrow	LB	6-1	237	Louisiana State	16	1	2014
42	Odell Barry	HB	5-10	180	Findlay	26	N/A	1964-65
1	Connor Barth	K	5-11	200	North Carolina	5	0	2014
52	James Barton	C	6-5	250	Marshall	28	N/A	1961-62
54	Rick Baska	LB	6-3	225	UCLA	18	0	1976-77
46	Norman Bass	DB	6-3	210	Pacific	1	0	1964
34/21	Essang Bassey	CB	5-10	190	Wake Forest	31	4	2020-23
67	D'Anthony Batiste	OL	6-4	314	Louisiana at Lafayette	5	0	2010
41	De'Vante Bausby	CB	6-2	190	Pittsburg State	15	5	2019-20
68	Zane Beadles	G/T	6-4	305	Utah	64	62	2010-13
64	Scott Beavers	G	6-4	277	Georgia Tech	2	0	1990
83	Andrew Beck	FB/TE	6-3	255	Texas	51	10	2019-22
57	Jordan Beck	LB	6-2	233	Cal Poly/SLO	11	0	2007
85	Tom Beer	TE	6-4	235	Houston	37	*21	1967-69
56	Dave Behrman	C	6-5	260	Michigan State	11	N/A	1967
73	Kevin Belchert	T	6-5	280	Wisconsin	1	1	1987
20	Henry Bell	HB	5-10	210	No college	10	N/A	1960
34	Joshua Bell	CB	5-11	177	Baylor	9	5	2008
35	Ken Bell	RB/WR	5-10	190	Boston College	59	1	1986-89
20/30	Mike Bell	RB	6-0	225	Arizona	20	3	2006-07
26/21	Tatum Bell	RB	5-11	213	Oklahoma State	49	17	2004-06, '08
32	LeVante Bellamy	RB	5-9	190	Western Michigan	5	0	2020
3	Scott Bentley	P/K	6-0	203	Florida State	2	0	1997, 2000
17	Mitch Berger	P	6-4	228	Colorado	10	0	2009
43	Frank Bernardi	DB	5-9	181	Colorado	6	N/A	1960
74	Lee Bernert	T	6-2	250	Wisconsin	28	N/A	1965-66
33	Rod Bernstine	RB	6-3	238	Texas A&M	21	21	1993-95
92	Bertrand Berry	DE	6-3	250	Notre Dame	46	19	2001-03
11	Steve Beuerlein	QB	6-3	220	Notre Dame	12	5	2001-03
35	Kapri Bibbs	RB	5-11	203	Colorado State	13	0	2014-16
40	Keishawn Bierria	ILB	6-1	223	Washington	20	0	2018-19
54	David Binn	LS	6-3	288	California	0	0	2011
77	Larry Birdine	DE	6-4	265	Oklahoma	0	0	2007
54	Keith Bishop	C/G	6-3	260	Baylor	129	87	1980-89
64	Philip Blake	C/G	6-3	310	Baylor	0	0	2012
32	Dré Bly	CB	5-10	188	North Carolina	32	32	2007-08
46	Jacob Bobenmoyer	LS	6-2	235	Northern Colorado	46	0	2020-22
24	Tony Boddie	RB	5-11	195	Montana State	6	0	1986-87
31	Omar Bolden	CB/S	5-10	195	Arizona State	56	1	2012-15
72	Garett Bolles	T	6-5	300	Utah	99	99	2017-23
42	Nik Bonitto	DLB	6-3	240	Oklahoma	30	5	2022-23
83	Melvin Bonner	WR	6-3	207	Baylor	4	0	1993
23	Devontae Booker	RB	5-11	219	Utah	61	6	2016-19
26	Mike Boone	RB	5-10	206	Cincinnati	17	0	2021-22
21	A.J. Bouye	CB	6-0	191	Central Florida	7	7	2020
89	Gordon Bowdell	WR	6-2	203	Michigan State	2	0	1971
52	David Bowers	LB	6-2	255	Western Illinois	16	0	1999
65	Walt Bowyer	DE	6-4	254	Arizona State	61	17	1983-84, '87-88
30	Cory Boyd	RB	6-1	218	South Carolina	1	0	2008
77	Greg Boyd	DE	6-6	274	San Diego State	40	0	1980-82
52	Greg Bracelin	LB	6-1	214	California	12	0	1980
23	Ronnie Bradford	DB	5-10	188	Colorado	26	3	1993-95
51	Nigel Bradham	ILB	6-2	241	Florida State	1	0	2020
24	Phil Brady	S	6-3	210	Brigham Young	4	0	1969
56	John Bramlett	LB	6-1	220	Memphis State	28	N/A	1965-66
42	Sam Brandon	S	6-2	200	Nevada-Las Vegas	63	12	2002-06
3	Tom Brandstater	QB	6-5	223	Fresno State	0	0	2009
32	Melvin Bratton	RB	6-1	225	Miami (Fla.)	32	6	1989-90
34	Tyrone Braxton	DB	5-11	190	North Dakota State	165	132	1987-93, '95-99
19	Don Breaux	QB	6-1	205	McNeese State	9	N/A	1963
76	Bob Breitenstein	T	6-3	265	Tulsa	30	N/A	1965-67
67	Sam Brenner	C	6-2	310	Utah	0	0	2015
46	Aaron Brewer	LS	6-5	230	San Diego State	64	0	2012-15
26	Chris Brewer	RB	6-1	204	Arizona	13	0	1984
5	Teddy Bridgewater	QB	6-2	215	Louisville	14	14	2021
53	Diyral Briggs	LB	6-4	230	Bowling Green	1	0	2010
15	Marlin Briscoe	QB	5-11	178	Omaha	11	5	1968
6	Bubby Brister	QB	6-3	205	Northeast Louisiana	10	4	1997-99
22	Tramaire Brock	CB	6-0	188	Belhaven College	12	5	2018
71	Blake Brockermeyer	T	6-4	295	Texas	32	3	2002-03
36	John W. (Red) Brodnax	FB	6-0	208	Louisiana State	14	N/A	1960
11	Jeff Brohm	QB	6-1	205	Louisville	0	0	1999
57	Keith Brooking	LB	6-2	240	Georgia Tech	16	14	2012
56	Michael Brooks	LB	6-1	236	Louisiana State	89	64	1987-92
85	Robert Brooks	WR	6-0	173	South Carolina	4	0	2000
50	Fred Broussard	C	6-3	235	Texas A&M	1	0	1960

BRONCOS ALL-TIME ROSTER, CONT.

No.	Name	Pos.	Hgt.	Wgt.	College	GP	GS	Years
29	Andre Brown	RB	6-0	224	North Carolina State	3	0	2010
87	Boyd Brown	TE	6-4	222	Alcorn State	40	0	1974-76
89	Clay Brown	TE	6-3	223	Brigham Young	3	0	1983
98	Courtney Brown	DE	6-4	285	Penn State	14	13	2005-06
73	Cyron Brown	DE	6-5	275	Western Illinois	11	0	1998-99
26	Eric Brown	S	6-0	210	Mississippi State	53	52	1998-2001
19	Fred Brown	WR	6-1	195	Mississippi State	14	1	2019-20
34/46	Hardy Brown	LB	6-0	193	Tulsa	13	N/A	1960
70	Jamie Brown	T	6-8	320	Florida A&M	29	4	1995-97
17	John Brown	WR	5-11	178	Pittsburg St.	2	0	2021
55	Ken Brown	LB	6-1	235	Virginia Tech	2	0	1995
55	Ken Brown	C	6-1	245	New Mexico	16	0	1979
82	Laron Brown†	WR	5-9	172	Texas	3	1	1987
15	Marlon Brown	WR	6-5	214	Georgia	0	0	2016
24	Willie Brown	DB	6-1	195	Grambling	50	N/A	1963-66
56	Baron Browning	OLB	6-3	240	Ohio State	38	26	2021-23
64/68/72	Sam Brunelli	G	6-2	270	Northern Colorado	60	*32	1966-71
82	Larry Brunson	WR	5-11	180	Colorado	13	0	1980
20	David Bruton Jr.	S	6-2	217	Notre Dame	104	8	2009-15
64	Billy Bryan	C	6-2	251	Duke	153	151	1977-88
79/95	Steve Bryan	DE/LB	6-2	256	Oklahoma	12	3	1987-88
28	Correll Buckhalter	RB	6-0	223	Nebraska	29	7	2009-10
27	Terrell Buckley	CB	5-9	176	Florida State	16	16	2000
80	Tom Buckman	TE	6-4	230	Texas A&M	7	1	1969
33	Fred Bukaty	FB	5-11	195	Kansas	14	N/A	1961
77	Brodrick Bunkley	DT	6-2	306	Florida State	16	13	2011
60	Joe Burch	C	6-2	280	Texas Southern	0	0	1994
21	Bobby Burnett	RB	6-3	210	Arkansas	3	0	1969
56/55/51	Keith Burns	LB	6-2	235	Oklahoma State	166	3	94-98, 00-03, 05-06
41	George Burrell	S	5-10	180	Pennsylvania	14	7	1969
19	Isaiah Burse	WR	5-10	187	Fresno State	12	0	2014
93	Antwon Burton	DT	6-2	318	Temple	7	0	2006-07
20	Michael Burton	FB	5-11	242	Rutgers	17	3	2023
20	Josh Bush	S	5-11	205	Wake Forest	10	1	2014-15
36	Rafael Bush	S	5-11	200	South Carolina State	6	0	2011
58	Steve Busick	LB	6-4	227	Southern California	73	47	1981-85
21/22	Gerry Bussell	DB	6-0	190	Georgia Tech	6	N/A	1965
51	Bill Butler	LB	6-4	226	Cal State-Northridge	14	0	1970
80	Jake Butt	TE	6-6	250	Michigan	8	4	2017-20
28	Butler By'not'e	CB	5-9	190	Ohio State	9	0	1994
63	Jeff Byers	OL	6-4	301	Southern California	0	0	2010
24	George (Butch) Byrd	DB	6-0	211	Boston University	14	0	1971
C								
59	Glenn Cadrez	LB	6-3	240	Houston	90	40	1995-2000
17/12	Andre Caldwell	WR	6-0	200	Florida	54	4	2012-15
28	Scott Caldwell†	RB	5-10	196	Texas-Arlington	3	1	1987
53	Austin Calitro	ILB	6-0	240	Villanova	13	0	2020
29	Bryce Callahan	CB	5-9	188	Rice	21	16	2019-21
79	Carter Campbell	DE	6-4	240	Weber State	14	2	1971
86	Jeff Campbell	WR	5-8	167	Colorado	16	1	1994
67	Mark Campbell	DT	6-1	290	Florida	0	0	1996
35	Larry Canada	FB	6-2	233	Wisconsin	48	0	1978-81
38	Steve Cargile	S	6-2	210	Columbia	15	0	2006-07
80	James Casey	TE/FB	6-3	240	Rice	3	0	2015
99	Jurrell Casey	DL	6-1	305	Southern California	3	3	2020
65	Cooper Carlisle	G	6-5	295	Florida	95	38	2000-06
40	Albert R. Carmichael	HB	6-1	200	Southern California	16	N/A	1960-61
40	Paul Carmichael	HB	6-0	200	El Camino J.C.	3	N/A	1965
86	Don Carothers	E	6-5	225	Bradley	3	N/A	1960
89	Kenneth L. Carpenter	E	6-0	195	Oregon State	6	N/A	1960
92	Alphonso Carreker	DE	6-6	268	Florida State	22	17	1989-91
29	Darren Carrington	CB	6-2	200	Northern Arizona	16	0	1989
90	Paul Carrington	DE	6-7	250	Central Florida	0	0	2007
89/77	Dwayne Carswell	TE/OL	6-3	260	Liberty	163	82	1994-2005
40	Dale Carter	CB	6-1	188	Tennessee	14	14	1999
20	Jamal Carter	S	6-1	215	Miami (Fla.)	16	0	2017-18
28/38	Quinton Carter	S	6-1	200	Oklahoma	30	10	2011-14
68	Rubin Carter	DT	6-0	256	Miami (Fla.)	166	151	1975-86
25/32	Tony Carter	CB	5-9	175	Florida State	40	3	2009, '11-14
37	Tony Carter	FB	6-0	235	Minnesota	16	6	2001
51	Tim Casey	LB	6-1	225	Oregon	2	0	1969
66	John Cash	E	6-3	240	Allen	28	N/A	1961-62
45	Tom Cassese	DB	6-1	198	C.W. Post	14	N/A	1967
28	Jeremiah Castille	CB	5-10	175	Alabama	27	15	1987-88
40	Grady Cavness	CB	5-11	187	Texas-El Paso	14	14	1969
86	Byron Chamberlain	TE	6-1	242	Wayne State (Neb.)	73	0	1995-2000
28	Jamaal Charles	RB	6-1	215	Texas	14	0	2017
83	Orson Charles	TE/FB	6-3	257	Georgia	0	0	2019
79	Barney Chavous	DE	6-3	252	South Carolina State	182	177	1973-85
91	Anthony Chickillo	OLB	6-3	255	Miami (Fla.)	11	0	2020

No.	Name	Pos.	Hgt.	Wgt.	College	GP	GS	Years
15	Max Choboian	QB	6-4	215	Cal State-Northridge	14	N/A	1966
55	Bradley Chubb	OLB	6-4	275	North Carolina State	49	49	2018-22
54/55	Patrick Chukwurah	LB	6-1	240	Wyoming	42	0	2003-06
78	Tom Cichowski	T	6-4	250	Maryland	13	0	1967-68
54	Ralph Cindrich	LB	6-1	228	Pittsburgh	1	0	1974
70	Tyson Clabo	G	6-6	314	Wake Forest	0	0	2004
78	Ryan Clady	T	6-6	325	Boise State	98	98	2008-15
19/86	Brian Clark	WR	6-2	204	North Carolina State	10	0	2006-07
78	Brian Clark	T	6-6	260	Clemson	0	0	1982
75	Chris Clark	T	6-5	305	Southern Mississippi	69	27	2010-14
47	Darius Clark	S	5-10	210	Duke	7	0	2000-01
43	Derrick Clark	RB	6-1	235	Evangel College	16	4	1994
88	Desmond Clark	TE	6-3	255	Wake Forest	41	6	1999-2001
55	Frank Clark	OLB	6-3	272	Michigan	2	0	2023
20/27	Kevin Clark†	DB	5-10	185	San Jose State	26	3	1987-88, 90-91
73	Kelvin Clark	T	6-3	260	Nebraska	45	8	1979-81
93	Nic Clemons	DT	6-6	300	Georgia	10	0	2008
15	Mike Clendenen†	K	5-11	191	Houston	3	0	1987
16	Tyrie Cleveland	WR	6-2	205	Florida	23	0	2020-22
32	Ha Ha Clinton-Dix	S	6-1	208	Alabama	0	0	2021
85	Daniel Coats	TE	6-3	264	Brigham Young	4	0	2010
34	Cedric Cobbs	RB	6-0	227	Arkansas	2	0	2006
94	Keondre Coburn	NT	6-2	332	Texas	0	0	2023
26	Don Coffey	E	6-4	190	Memphis State	3	N/A	1963
48	George Coghill	S	6-0	210	Wake Forest	54	5	1998-2001
13	Keary Colbert	WR	6-1	205	Southern California	2	0	2008
84/81	Chris Cole	WR	6-0	195	Texas A&M	35	2	2000-03
34	Marquice Cole	CB	5-10	195	Northwestern	0	0	2013
46/21	KaRon Coleman	RB	5-7	198	Stephen F. Austin	15	0	2000-02
92/95	Marco Coleman	DE	6-3	270	Georgia Tech	23	16	2004-05
76	Steve Coleman	DE	6-5	252	Delaware State	2	0	1974
69	Tomy Corlito	NT	6-5	260	Southern California	15	0	1986
4	Britton Colquitt	P	6-3	204	Tennessee	96	0	2009-15
59	Darren Comeaux	LB	6-1	227	Arizona State	60	0	1982-86
69	Tom Compton	OL	6-6	315	South Dakota	1	0	2022
80	Ed Cooke	DE	6-4	250	Maryland	28	N/A	1964-65
81	Andre Cooper	WR	6-2	210	Florida State	10	1	1999-2000
53/0	Jonathan Cooper	OLB	6-4	257	Ohio State	47	31	2021-23
63	Mark Cooper	G/T	6-5	270	Miami (Fla.)	53	12	1983-87
71	Pap Cornick	T	6-6	310	North Dakota State	12	6	2014
25	Kip Corrington	S	6-0	175	Texas A&M	32	1	1989-90
17	Quan Cosby	WR	5-9	189	Texas	10	0	2011
63	Dave Costa	DT	6-2	250	Utah	70	*56	1967-71
66	Bill Cottrell	G	6-4	255	Delaware Valley	11	0	1972
40	Curome Cox	S	6-1	204	Maryland	36	5	2005-07
35	Jeremy Cox	RB	6-0	226	Old Dominion	7	1	2020
66/77	Larry Cox	DT	6-3	255	Abilene Christian	33	*0	1966-68
32	Perrish Cox	CB	6-0	198	Oklahoma State	15	9	2010
41	Eric Crabtree	FL	6-0	185	Pittsburgh	42	*14	1966-68
11	River Cracraft	WR	6-0	198	Washington State	8	0	2018
68	Gary Crane	LB	6-5	230	Arkansas State	6	0	1969
21	Su'a Cravens	S	6-1	198	Southern California	5	0	2018
29	Aaron Craver	RB	5-11	217	Fresno State	31	27	1995-96
33	Willis Crenshaw	FB	6-2	230	Kansas State	12	12	1970
93	Jared Crick	DE	6-4	285	Nebraska	16	15	2016-17
53/78	Ken Criter	LB	6-0	225	Wisconsin	75	1	1969-74
28	Damarea Crockett	RB	5-11	225	Missouri	12	0	2021-22
39	Ray Crockett	CB	5-10	184	Baylor	106	104	1994-2000
51	Mike Croel	LB	6-3	231	Nebraska	58	54	1991-94
96	Tim Crowder	DE	6-4	275	Texas	19	1	2007-08
54	Ed Cummings	LB	6-3	232	Stanford	14	N/A	1965
50	Carl Cunningham	LB	6-4	230	Houston	55	*42	1967-70
74	Mike Current	T	6-5	274	Ohio State	118	*105	1967-75
58	Scott Curtis	LB	6-1	230	New Hampshire	25	1	1989-90
79	Lloyd Cushenberry III	C	6-4	315	Louisiana State	57	57	2020-23
6	Jay Cutler	QB	6-3	233	Vanderbilt	37	37	2006-08

D

94	Lional Dalton	DT	6-1	309	Eastern Michigan	16	13	2002
5	Brad Daluiou	K	6-2	207	UCLA	16	0	1992
75	Eldon V. Danenhauer	T	6-5	245	Pittsburg State	79	N/A	1960-65
76	William A. Danenhauer	E	6-4	245	Emporia College	4	N/A	1960
81	Owen Daniels	TE	6-3	245	Wisconsin	16	16	2015
64	Stanley Daniels	OL	6-4	320	Washington	7	4	2010
21/23	Ronald Darby	CB	5-11	193	Florida State	16	16	2021-22
51	Stan David†	LB	6-3	211	Texas Tech	0	0	1987
62	Jeff Davidson	G/T	6-5	309	Ohio State	44	30	1990-92
54	Andra Davis	ILB	6-1	251	Florida	16	13	2009
4	Austin Davis	QB	6-2	221	Southern Mississippi	0	0	2016
17	Britt Davis	WR	6-3	205	Northern Illinois	3	0	2010
54	C.J. Davis	C/G	6-2	308	Pittsburgh	7	0	2012
32	Dick Davis	RB	5-11	215	Nebraska	2	0	1970
96	Dorsett Davis	DT	6-5	305	Mississippi State	14	0	2002-04
25	Eric Davis	CB	5-11	185	Jacksonville State	16	0	2001
62	Jack Davis	T	6-2	235	Arizona	2	N/A	1960

BRONCOS ALL-TIME ROSTER, CONT.

No.	Name	Pos.	Hgt.	Wgt.	College	GP	GS	Years
78	Marvin Davis	DT	6-4	252	Wichita State	1	N/A	1966
30	Terrell Davis	RB	5-11	210	Georgia	78	77	1995-2002
51	Todd Davis	ILB	6-1	230	Sacramento State	82	63	2014-19
20	Vernon Davis	TE	6-3	250	Maryland	9	4	2015
80	Brian Dawkins	S	6-0	210	Clemson	41	39	2009-11
33	Joe Dawkins	RB	6-0	223	Wisconsin	36	19	1971-73
20	Duke Dawson Jr.	CB	5-10	198	Florida	26	4	2019-20
84	Albert E. Day	T	6-2	216	Eastern Michigan	14	N/A	1960
55	Dillon Day	C	6-4	299	Mississippi State	0	0	2017
33	Ron Dayne	RB	5-10	245	Wisconsin	10	0	2005
17	Steve DeBerg	QB	6-3	205	San Jose State	33	11	1981-83
87	Eric Decker	WR	6-3	214	Minnesota	62	44	2010-13
39	Robert Delpino	RB	6-0	210	Missouri	16	3	1993
55	Rick Dennison	LB	6-3	220	Colorado State	128	52	1982-90
88	Al Denson	FL	6-2	208	Florida A&M	91	*34	1964-70
83	A.J. Derby	TE	6-5	255	Arkansas	15	4	2016-17
14	Todd Devoe	WR	6-2	198	Central Missouri State	15	0	2005-06
65	John Denvir	G	6-4	245	Colorado	11	N/A	1962
63	David Diaz-Infante	G/C	6-3	295	San Jose State	51	9	1996-98, '01
71	Wallace Dickey	T	6-3	260	Southwest Texas State	22	0	1968-69
35	Richard L. (Bo) Dickinson	FB	6-2	220	Southern Mississippi	20	N/A	1962-63
64	J.J. Dielman	F	6-5	309	Utah	0	0	2017
67	Christian DiLauro	T	6-6	300	Illinois	3	0	2022
10	Doug (Bucky) Dilts	P	5-9	185	Georgia	30	0	1977-78
29	Charles Dimry	CB	6-0	176	Nevada-Las Vegas	44	18	1991-93
11	Ben DiNucci	QB	6-3	209	James Madison	0	0	2023
2	Joe DiVito	QB	6-2	205	Boston College	3	0	1968
30	Hewritt Dixon	FB/TE	6-1	230	Florida A&M	33	N/A	1963-65
9	Riley Dixon	P	6-4	221	Syracuse	49	0	2016-17, '23
31	Zachary Dixon	RB	6-0	203	Temple	5	0	1979
33	Dedrick Dodge	S	6-2	187	Florida State	16	1	1997
59	Kirk Dodge†	LB	6-1	231	Nevada-Las Vegas	3	1	1987
85	Chris Doering	WR	6-4	195	Florida	3	0	1999-2000
82	Jack Dolbin	WR	5-10	180	Wake Forest	62	32	1975-79
49	Matt Dominguez	TE/WR	6-2	219	Sam Houston State	12	0	2001
76	Tom Domres	DT	6-3	260	Wisconsin	16	8	1971-72
54	Mitch Donahue	LB	6-2	254	Wyoming	16	0	1993-94
59	Vontarrius Dora	OLB	6-4	256	Louisiana Tech	1	0	2016
13	Phillip Dorsett II	WR	5-10	192	Miami	2	1	2023
33	Tony Dorsett	RB	5-11	192	Pittsburgh	16	13	1988-89
37	Lorenzo Doss	CB	5-11	187	Tulane	15	0	2015-17
78	Demar Dotson	T	6-9	315	Southern Mississippi	8	8	2020
45	Gary Downs	RB	6-0	212	North Carolina State	2	0	1995
14	Richard A. (Skip) Doyle	HB	6-0	193	Ohio State	6	N/A	1960
81	Joel Dreessen	TE	6-4	245	Colorado State	29	15	2012-13
9	Jeff Driskel	QB	6-4	235	Louisiana Tech	3	1	2020
99	Shane Dronett	DE	6-6	288	Texas	61	35	1992-95
76	Tom Drougas	T	6-4	257	Oregon	3	0	1974
34	Reuben Droughns	RB	5-11	207	Oregon	47	18	2002-04
97	Darren Drozdzov	DT	6-3	281	Maryland	6	2	1993-94
32	Joe Dudek†	RB	6-0	200	Plymouth State	2	2	1987
84	Wesley Duke	TE	6-5	225	Mercer	3	0	2005
80	Greg Dulcich	TE	6-4	245	UCLA	12	7	2022-23
92	Elvis Dumervil	OLB/DE	5-11	248	Louisville	91	75	2006-12
4	Rick Duncan	K	6-0	208	Eastern Montana	2	0	1967
21	Myron Dupree	CB	5-11	180	North Carolina Central	16	0	1983
55	Pete Duranko	DE	6-2	250	Notre Dame	98	76	1967-74
2	Zac Dysert	QB	6-3	221	Miami (Ohio)	0	0	2013
E								
91	Kasim Edebali	OLB	6-2	253	Boston College	9	0	2017
24	Booker Edgerson	CB	5-10	183	Western Illinois	6	0	1970
19	Chase Edmonds	RB	5-9	201	Fordham	5	1	2022
85	Ron Egloff	TE	6-5	230	Wisconsin	93	25	1977-83
91	Ebenezer Ekuban	DE	6-4	275	North Carolina	46	29	2005-08
1	Jason Elam	K	5-11	195	Hawaii	236	0	1993-2007
62	Jim Efrid	LB	N/A	N/A	Colorado State	0	0	1961
94	Luther Ellis	DT	6-5	318	Utah	8	0	2004
7	John Elway	QB	6-3	215	Stanford	234	231	1983-98
89	John Embree	WR	6-4	194	Compton J.C.	20	6	1969-70
60	John Engelberger	DE	6-4	260	Virginia Tech	61	22	2005-08
14	George Hunter Enis	QB	6-2	195	Texas Christian	4	N/A	1962
88	Pat Epperson	F	6-3	225	Adams State	9	N/A	1960
53	Tom Erlandson	LB	6-3	235	Washington State	34	N/A	1962-65
16	Mike Ernst	QB	6-1	190	Cal State-Fullerton	1	0	1972
3	Paul Ernerst	P/K	6-0	217	Northern Arizona	18	0	2005-07
46	Terry Erwin	HB	6-0	190	Boston College	9	2	1968
67	Greg Eslinger	C	6-3	290	Minnesota	0	0	2006-07
40	Jay Dale Evans	HB	6-3	210	Kansas State	5	N/A	1961
88	Jerry Evans	TE	6-4	250	Toledo	44	15	1993-95
56	Larry Evans	LB	6-2	216	Mississippi College	101	41	1976-82
35	Blake Ezor	RB	5-9	181	Michigan State	9	0	1990

F								
No.	Name	Pos.	Hgt.	Wgt.	College	GP	GS	Years
74	Nico Falah	G/C	6-4	301	Southern California	0	0	2018
86	Stan Fanning	DE	6-7	270	Idaho	7	N/A	1964
87	Noah Fant	TE	6-4	249	Iowa	47	41	2019-21
44	Miller Farr	DB	6-1	190	Wichita State	7	N/A	1965
63	Sean Farrell	G	6-3	260	Penn State	10	4	1990-91
39	Rojesterman Farris	CB	5-11	180	Hawaii	1	0	2021
68	Mario Fatafehi	DT	6-2	300	Kansas State	32	25	2003-04
86	Daniel Fells	TE	6-4	252	Cal-Davis	16	15	2011
53	James Ferentz	C	6-2	285	Iowa	21	0	2015-16
25	Nick Ferguson	S	5-11	201	Georgia Tech	69	44	2003-07
85	Chafie Fields	WR	6-1	200	Penn State	0	0	2000
91	Ronald Fields	DL	6-2	314	Mississippi State	32	16	2009-10
37	Steve Fitzhugh†	DB	5-11	188	Miami (Ohio)	3	1	1987
5	Joe Flacco	QB	6-6	245	Delaware	8	8	2019
73	Cam Fleming	T	6-5	320	Stanford	26	20	2021-23
20	Billy Ray Fletcher	E	5-10	190	Memphis State	1	N/A	1966
73	Simon Fletcher	LB/DE	6-5	240	Houston	172	143	1985-95
61	Eric Floyd	OL	6-5	310	Auburn	1	0	1995
43	Steve Foley	DB	6-2	190	Tulane	150	135	1976-86
32	Garrett Ford	FB	6-2	230	West Virginia	14	3	1968
12	Mike Ford	CB	6-0	198	Southeast Missouri State	13	0	2021
57	Fred Forsberg	LB	6-1	235	Washington	53	40	1968-73
20	Justin Forsett	RB	5-8	195	California	4	3	2016
76	Alex Forsyth	C	6-4	312	Oregon	0	0	2023
72	George Foster	T	6-5	338	Georgia	49	45	2003-06
16	Bennie Fowler	WR	6-1	212	Michigan State	45	5	2015-17
39	Vernon Fox	S	5-10	206	Fresno State	12	3	2008-09
22	Domonique Foxworth	CB	5-11	180	Maryland	46	18	2005-07
48	Mitchell Fraboni	LS	6-2	223	Arizona State	21	0	2022-23
84	Jason Franci	E	6-1	210	Cal-Santa Barbara	10	N/A	1966
74	Oriando Franklin	T/G	6-7	320	Miami	63	63	2011-14
31	Mike Franczowiak	RB	6-3	220	Central Michigan	28	1	1975-76
51/55	Jim Fraser	LB/P	6-3	236	Wisconsin	42	N/A	1962-64
42	Al Frazier	HB	5-11	180	Florida A&M	31	N/A	1961-63
62	Mike Freeman	G	6-3	256	Arizona	26	9	1984-87
28	Royce Freeman	RB	6-0	238	Oregon	46	8	2018-20
68	Russell Freeman	T	6-7	290	Georgia Tech	43	37	1992-94
12	Gus Frerotte	QB	6-3	230	Tulsa	14	7	2000-01
64	Lennie Friedman	G	6-3	285	Duke	33	22	1999-2002
98	Sione Fua	DT	6-1	310	Stanford	2	0	2013
17	Travis Fulgham	WR	6-2	215	Old Dominion	1	0	2021
23	Kyle Fuller	CB	5-11	194	Virginia Tech	16	10	2021
24	Randy Fuller	CB	5-10	180	Tennessee State	10	1	1994
84	Troy Fumagalli	TE	6-6	248	Wisconsin	19	5	2018-20
2	Will Furrer	QB	6-3	211	Virginia Tech	0	0	1994

G								
10	Jabar Gaffney	WR	6-2	200	Florida	32	18	2009-10
80	Rico Gafford	WR	5-10	184	Wyoming	0	0	2021
45	Thomas Gafford	LS	6-2	250	Houston	6	0	2016
64	George Gaiser	T	6-4	255	Southern Methodist	10	7	1968
28	Bob Gaiters	HB	5-11	210	New Mexico State	6	N/A	1963
99	David Galloway	DE	6-3	277	Florida	10	0	1990
82	David Gamble	WR	6-1	190	New Hampshire	2	0	1997
77	Dylan Gandy	G	6-3	290	Texas Tech	0	0	2008
95	Elijah Garcia	DL	6-5	302	Rice	5	0	2022-23
73/76	Max Garcia	G	6-4	309	Florida	57	41	2015-18
41	Jerrold Garcia-Williams	ILB	6-2	235	Hawaii	11	0	2017-18
99	Daryl Gardener	DT	6-6	295	Baylor	5	2	2003
63	Ben Garland	G	6-5	308	Air Force	8	0	2014
52	Dave Garnett	LB	6-2	216	Stanford	3	0	1995
66	Scott Garnett	NT	6-2	271	Washington	16	1	1984
23	Drake Garrett	DB	5-9	183	Michigan State	15	13	1968-70
22	Olandis Gary	RB	5-11	218	Georgia	35	15	1999-2002
49	Quentin Gause	ILB	6-0	243	Rutgers	3	0	2016
61	Charles E. Gavin	DE	6-1	250	Tennessee State	47	N/A	1960-63
92	Ron Geater	NT	6-6	272	Iowa	3	0	1992
79	Jumpy Geathers	DT	6-7	283	Wichita State	16	0	1996-97
57	Bob Geddes	LB	6-2	240	UCLA	14	3	1972
40	Jack Gehrke	WR	6-0	178	Utah	14	10	1971
6	Ralph Giacommaro†	P	6-1	190	Penn State	3	0	1987
90	Freddie Gilbert	DE	6-4	275	Georgia	35	8	1986-88
2/30	Cookie Gilchrist	FB	6-3	251	No college	15	N/A	1965, 1967
17	Scotty Glacken	QB	6-0	190	Duke	10	N/A	1966-67
61	Graham Glasgow	G	6-6	310	Michigan	37	33	2020-22
49	Glenn Glass	DB	6-1	205	Tennessee	6	N/A	1966
62	Tom Glassic	G	6-3	254	Virginia	105	93	1976-83
67	George Goeddeke	G	6-3	253	Notre Dame	66	*55	1967-72
52	Ian Gold	LB	6-0	223	Michigan	99	67	2000-03, 05-07
45/23	Austin (Goose) Gonsoulin	DB	6-3	210	Baylor	94	N/A	1960-66
79	John Gonzaga	G	6-3	247	No college	11	N/A	1966
94	Ahmad Gooden	OLB	6-2	245	Samford	3	0	2019
21	André Goodman	CB	5-10	184	South Carolina	40	40	2009-11

BRONCOS ALL-TIME ROSTER, CONT.

No.	Name	Pos.	Hgt.	Wgt.	College	GP	GS	Years
62	Brian Goodman	G	6-2	250	UCLA	0	0	1975
64	Harvey Goodman	G	6-4	260	Colorado	14	0	1976
16	D'Andre Goodwin	WR	5-10	191	Washington	0	0	2011
63	Amon Gordon	DT	6-2	305	Stanford	4	4	2007
28	Cornell Gordon	CB	6-0	187	North Carolina A&T	29	14	1970-72
21/23	Darrien Gordon	CB	5-11	184	Stanford	32	32	1997-98
25	Melvin Gordon III	RB	6-1	215	Wisconsin	41	32	2020-22
89	Richard Gordon	TE	6-4	265	Miami	1	0	2015
77	Brandon Gorin	T	6-6	309	Purdue	6	1	2009
99	Adam Gotsis	DE	6-4	287	Georgia Tech	57	28	2016-19
83	Sam Graddy	WR	5-10	165	Tennessee	8	0	1987-88
52/53	Randy Gradishar	LB	6-3	233	Ohio State	145	134	1974-83
75	Gino Gradkowski	C	6-3	300	Delaware	7	0	2018
89	Daniel Graham	TE	6-3	257	Colorado	63	61	2007-10
58	Tom Graham	LB	6-2	235	Oregon	33	23	1972-74
35	John Granby	S	6-1	200	Virginia Tech	4	0	1992
63	John Grant	DT/DE	6-3	241	Southern California	99	42	1973-79
95	Paul Grasmanis	DT	6-2	298	Notre Dame	5	0	1999
72	Marsharne Graves	T	6-3	268	Arizona	1	0	1984
28	Art Green	CB	6-2	200	Houston	0	0	2023
74	Cornell Green	T	6-6	315	Central Florida	14	0	2004-05
28	Gaston Green	RB	5-10	189	UCLA	27	25	1991-92
53/52	Louis Green	LB	6-3	237	Alcorn State	64	0	2004-08
87	Paul Green	TE	6-3	236	Southern California	0	0	1989
85	Virgil Green	TE	6-5	255	Nevada	100	49	2011-17
85	Willie Green	WR	6-4	195	Mississippi	32	2	1997-98
20	Charles Greer	DE	6-0	205	Colorado	88	85	1968-74
85	James D. Greer	E	6-3	215	Elizabeth City State	14	N/A	1960
5	Randy Gregory	OLB	6-5	242	Nebraska	10	6	2022-23
14	Brian Griese	QB	6-3	215	Michigan	53	51	1998-2002
46	John Griffin	HB	6-1	190	Memphis State	26	N/A	1964-66
22/21	Quentin Griffin	RB	5-7	195	Oklahoma	16	5	2003-05
29	Howard Griffith	FB	6-0	240	Illinois	59	56	1997-2001
50	Jonas Griffith	ILB	6-4	250	Indiana State	22	12	2021-23
89	Bill Groman	HB/E	6-0	194	Heidelberg	14	N/A	1963
49	Chris Gronkowski	FB	6-2	245	Arizona	14	0	2012
82	Dan Gronkowski	TE	6-5	255	Maryland	12	4	2010
11	Jarrett Guarantano	QB	6-3	219	Washington State	0	0	2022
77	Dick Guesman	T/K	6-4	255	West Virginia	14	N/A	1964
37	Kevin Guidry	CB	6-0	176	Louisiana State	14	0	1988
53	Donald Gulseth	LB	6-1	240	North Dakota	5	N/A	1966
63	Melwood N. (Buzz) Guy	G	6-3	248	Duke	9	N/A	1961-62
H								
75	Brian Habib	G	6-7	293	Washington	78	78	1993-97
48	Dale Hackbart	S	6-3	210	Wisconsin	3	2	1973
85	Joey Hackett	TE	6-5	267	Elon College	16	3	1986
4	Darrell Hackney	QB	6-0	248	Alabama-Birmingham	0	0	2007-08
84	Mike Haffner	E	6-2	200	UCLA	34	16	1968-70
54	Britt Hager	LB	6-1	225	Texas	18	5	1995-96
57	Mario Haggan	OLB	6-3	267	Mississippi State	56	33	2008-11
22	Steve Haggerty	DB	5-10	175	UNLV	1	0	1975
49/27	Nate Hairston	CB	6-0	185	Temple	19	1	2020-21
26	Chris Hale	DB	5-7	164	Southern California	0	0	1993
93	Ronnie Haliburton	LB	6-4	230	Louisiana State	13	0	1990-91
23	Andre Hall	RB	5-10	212	South Florida	18	1	2007-08
40	Darryl Hall	S	6-2	210	Washington	32	5	1993-94
50	Ben Hamilton	G/C	6-4	290	Minnesota	111	104	2001-09
17	DaeSean Hamilton	WR	6-1	206	Penn State	46	9	2018-20
69	Darrell Hamilton	T	6-5	298	North Carolina	21	10	1989-91
74	Justin Hamilton	DT	6-2	315	Louisiana-Lafayette	0	0	2021
13/1	KJ Hamler	WR	5-9	178	Penn State	23	6	2020-22
72	Wayne Hammond	DT	6-5	257	Montana State	5	0	1976
16	Caleb Hanie	QB	6-2	222	Colorado State	0	0	2012
86	Patrick Hape	TE/FB	6-4	262	Alabama	63	13	2001-04
23	Billy Hardee	DB	6-0	184	Virginia Tech	2	0	1976
31	Mike Harden	CB/S	6-1	192	Michigan	128	98	1980-88
41	Anthony Harris	S	6-1	192	Virginia	3	0	2022
78	Archie Harrist	OL	6-6	270	William & Mary	3	0	1987
25	Chris Harris Jr.	CB	5-10	199	Kansas	139	121	2011-19
27	Davontae Harris	CB	5-11	200	Illinois State	23	7	2019-20
92	Jonathan Harris	DL	6-5	295	Lindenwood	31	9	2019-23
31	Quentin Harris	S	6-1	213	Syracuse	6	0	2006
34	Raymont Harris	RB	6-0	226	Ohio State	3	0	2000
74/72/68	Ryan Harris	T	6-5	300	Notre Dame	62	50	2007-11, '15
96	Shelby Harris	DE/NT	6-2	290	Illinois State	75	49	2017-21
68	Steven Harris	DT	6-5	305	Florida	4	0	2007
47	Tony Harris	WR	6-2	190	Toledo	0	0	1972
82	Dwight Harrison	WR	6-1	187	Texas A&I	12	6	1971-72
95	Derrick Harvey	DE	6-5	268	Florida	5	0	2011
27	Maurice Harvey	DB	5-10	190	Ball State	31	3	1978-80

No.	Name	Pos.	Hgt.	Wgt.	College	GP	GS	Years
52	Richard Harvey	LB	6-1	235	Tulane	16	1	1994
96	Harald Hasselbach	DE	6-6	285	Washington	112	29	1994-2000
3	Steven Hauschka	K	6-4	210	North Carolina State	4	0	2010
67	Johnny Ray Hatley	T	6-3	249	Sul Ross State	14	N/A	1960
37	Tim Hauck	S	5-10	187	Montana	32	0	1995-96
71	Arthur A. Hauser	T	6-0	237	Xavier	14	N/A	1961
29/33	Wendell Hayes	HB	6-1	220	Humboldt State	39	N/A	1965-67
82	Herb Haygood	WR	5-11	193	Michigan State	4	0	2002
28	Abner Haynes	HB	6-0	190	North Texas State	28	N/A	1965-66
37	Alex Haynes	RB	5-10	230	Central Florida	0	0	2008
36	Mark Haynes	CB	5-11	194	Colorado	52	27	1986-89
98	Reggie Hayward	DE	6-5	270	Iowa State	47	19	2001-04
23	Alfred Haywood	RB	5-11	215	Bethune-Cookman	2	0	1975
20	Garrison Hearst	RB	5-11	215	Georgia	7	0	2004
22	Vaughn Hebron	RB	5-8	195	Virginia Tech	47	1	1996-98
85	Temmarick Hemingway	TE	6-5	246	South Carolina State	5	0	2 0 1 8
11	Carlos Henderson	WR	5-11	199	Louisiana Tech	0	0	2017-18
33	De'Angelo Henderson	RB	5-7	208	Coastal Carolina	5	0	2017
24	Wymon Henderson	CB	5-10	190	Nevada-Las Vegas	62	56	1989-92
86	Jerry Hendren	WR	6-2	187	Idaho	10	0	1970
68	Brad Henke	DE/NT	6-3	275	Arizona	2	0	1989
91	Matt Henningsen	DE	6-3	291	Wisconsin	34	0	2022-23
84	Mitchell Henry	TE	6-4	252	Western Kentucky	2	0	2015
20	Travis Henry	RB	5-9	230	Tennessee	12	7	2007
89	Gary Henson	E	6-3	200	Colorado	1	N/A	1964
43	Lonnie Hepburn	CB	5-11	180	Texas Southern	14	4	1974
31	Kelly Herndon	CB	5-10	180	Toledo	45	27	2002-04
79	Steve Herndon	G	6-4	292	Georgia	22	12	2001-03
16	George W. Herring	QB/P	6-2	200	Southern Mississippi	28	N/A	1960-61
10	Mark Herrmann	QB	6-4	200	Purdue	2	1	1981-82
50	Jon Hesse	LB	6-3	258	Nebraska	0	0	1987
40	Jacob Hester	FB	5-11	235	Louisiana State	3	0	2012
82	Jeff Heurman	TE	6-5	255	Ohio State	51	29	2015-19
31	Bo Hickey	FB	5-11	230	Maryland	12	N/A	1967
28	Clifford Hicks	CB	5-9	190	Oregon	6	0	1995
29	Faion Hicks	CB	5-10	192	Wisconsin	2	0	2022
56/65	Walter Highsmith	C	6-3	247	Florida A&M	23	1	1968-69
84	Jack Hill	HB	6-1	185	Utah State	14	N/A	1961
23	Renaldo Hill	S	5-11	205	Michigan State	29	29	2009-10
21	Randy Hilliard	CB	5-11	165	Northwestern (La.) State	54	7	1994-97
22	Peyton Hillis	RB	6-1	240	Arkansas	26	8	2008-09
21/23	Ronnie Hillman	RB	5-10	195	San Diego State	48	14	2012-15
76	Tony Hills	T	6-5	304	Texas	0	0	2011
78	Drew Himmelman	T	6-10	315	Illinois State	1	0	2021
2/9	Kendall Hinton	WR	6-0	195	Wake Forest	29	6	2020-22
12	Domenik Hixon	WR	6-2	185	Akron	4	0	2006-07
71	Russ Hochstein	OL	6-4	305	Nebraska	44	16	2009-11
23	George Hoey	DB	5-10	174	Michigan	1	0	1975
87	John Hoffman	DE	6-7	260	Hawaii	2	1	1972
9	Kevin Hogan	QB	6-3	218	Stanford	0	0	2018
64	John Hohman	G	6-1	245	Wisconsin	24	N/A	1965-66
49	Alijah Holder	S	6-2	188	Stanford	10	0	2019-20
90	Darius Holland	DT	6-5	330	Colorado	18	14	2003-04
46	Jeff Holland	OLB	6-2	249	Auburn	3	0	2018
70	Montrae Holland	G	6-2	322	Florida State	16	16	2007
11	Trindon Holliday	WR	5-5	170	Louisiana State	25	0	2012-13
99	Vonnie Holliday	DL	6-5	285	North Carolina	16	3	2009
73	Shawn Hollingsworth	T	6-2	260	Angelo State	5	0	1983
52	Justin Hollins	LB	6-5	248	Oregon	15	0	2019
34	Gus Hollomon	DB	6-3	195	Houston	27	9	1968-69
19	Andre Holmes	WR	6-4	210	Hillsdale College	3	0	2018
90	Ron Holmes	DE	6-4	261	Washington	52	32	1989-92
73/74	Gordon (Gordy) Holz	DT	6-4	260	Minnesota	56	N/A	1960-63
74/78	Winford Hood	G/T	6-3	262	Georgia	47	9	1984-88
50	Jerry Hopkins	LB	6-2	235	Texas A&M	49	N/A	1963-66
2	Mike Horan	P	5-11	192	Long Beach State	86	0	1986-92
13	Don Horn	QB	6-2	195	San Diego State	11	9	1971-72
60	Paul Howard	G	6-3	260	Brigham Young	187	147	1973-86
3	Bobby Howfield	K	5-9	180	No college	40	0	1968-70
57	John Huard	LB	6-0	228	Maine	42	*28	1967-69
53	Robert Hudson	LB	6-4	225	Clemson	16	N/A	1960-61
29	Michael Huff	S	6-0	211	Texas	3	0	2013
14/16	John Hufnagel	QB	6-1	194	Penn State	9	1	1973-75
20	Delvin Hughley	CB	5-10	202	Jacksonville State	0	0	2001
26	Bobby Humphrey	WR	6-1	201	Alabama	35	26	1989-91
17	Lil' Jordan Humphrey	RB	6-4	225	Texas	17	8	2023
2	Bob Humphreys	K	6-1	240	Wichita State	10	0	1967-68
79	Stefan Humphries	G	6-3	265	Michigan	8	8	1987-88
98	Ricky Huntley	LB	6-2	242	Arizona	52	29	1984-87
25	Daniel Hunter	CB	5-11	178	Henderson State	26	0	1985-86
52/90	Jason Hunter	LB/DE	6-4	271	Appalachian State	32	14	2010-12
39	Michael Hunter	CB	6-0	192	Oklahoma State	0	0	2017
8	Todd Husak	QB	6-3	216	Stanford	0	0	2001
65/67	Glenn Hyde	G/T	6-3	253	Pittsburgh	99	11	1976-81, '84-85

BRONCOS ALL-TIME ROSTER, CONT.

No.	Name	Pos.	Hgt.	Wgt.	College	GP	GS	Years
33	Duke Ihenacho	S	6-1	207	San Jose State	17	14	2012-13
73	Martin Imhof	DE	6-6	255	San Diego State	1	0	1976
59	Thomas Incoom	OLB	6-4	265	Central Michigan	4	0	2023
62	Jerry Inman	DT	6-2	256	Oregon	82	*19	1966-73
56	Nate Irving	LB	6-1	245	North Carolina State	54	12	2011-14
59	Brian Iwuh	LB	6-0	239	Colorado	0	0	2011
29	Bernard Jackson	DB	6-0	178	Washington State	46	43	1977-80
16	Chad Jackson	WR	6-1	215	Florida	4	0	2008
29	Chevis Jackson	CB	5-11	193	Louisiana State	0	0	2010
82	Darrell Jackson	WR	5-11	210	Florida	12	2	2008
17	Jarrious Jackson	QB	6-0	228	Notre Dame	5	1	2000-03
22	Kareem Jackson	S	5-10	183	Alabama	69	69	2019-23
25	Lamar Jackson	CB	6-2	205	Nebraska	3	0	2022
68	Larron Jackson	G	6-3	270	Missouri	54	46	1971-74
78	Larry Jackson	DE	6-3	262	Texas A&M	0	0	1995
70/97	Malik Jackson	DE	6-5	293	Tennessee	62	24	2012-15
80	Mark Jackson	WR	5-9	180	Purdue	100	68	1986-92
14/89/81	Nate Jackson	TE	6-3	235	Menlo College	41	4	2003-08
87	Richard Jackson	DE	6-3	255	Southern	67	*52	1967-72
25/28	Roger Jackson	DB	6-0	186	Bethune-Cookman	53	6	1982-85, '87
57	Tom Jackson	LB	5-11	220	Louisville	191	177	1973-86
52	Frank Jackunas	C	6-3	225	Detroit Mercy	0	0	1963
50	Ray Jacobs	LB	6-2	244	North Carolina	31	0	1994-95
83	Ray Jacobs	DT	6-3	285	Howard Payne	46	N/A	1963-66
19	Taylor Jacobs	WR	6-1	210	Florida	6	0	2007
70	Ja'Wuan James	T	6-6	312	Tennessee	3	3	2019-20
20	Tory James	CB	6-1	195	Louisiana State	48	6	1996-99
23	Quentin Jammer	CB	6-0	204	Texas	11	1	2013
70	Charlie Janerette	DT	6-3	265	Penn State	28	N/A	1964-65
26	Tom Janik	DB/P	6-3	190	Texas A&I	23	N/A	1963-64
32	Andy Janovich	FB	6-1	238	Nebraska	50	19	2016-19
43	Pete Jaquess	DB	6-0	185	Eastern New Mexico	36	*13	1967-70
98	Tyrique Jarrett	NT	6-3	335	Pittsburgh	1	0	2017
81/82	Patrick Jeffers	WR	6-3	218	Virginia	14	0	1996-97
32	Billy Jenkins	S	5-10	205	Howard	22	16	2000-01
30	Jim Jensen	RB	6-3	230	Iowa	41	20	1977-80
77	Timmy Jernigan	DL	6-2	295	Florida State	2	0	2020
81	William Jessup	E	6-1	195	Southern California	9	N/A	1960
51	Eugene Jeter	LB	6-3	235	Arkansas AM&N	30	N/A	1965-67
10	Jerry Jeudy	WR	6-1	193	Alabama	57	44	2020-23
47	Josey Jewell	ILB	6-2	236	Iowa	78	58	2018-23
3	William (Billy) Joe	FB	6-2	235	Villanova	28	N/A	1963-64
45	Alexander Johnson	ILB	6-2	255	Tennessee	38	34	2018-21
86	Barry Johnson	WR	6-2	197	Maryland	4	0	1991
89	Brandon Johnson	WR	6-2	195	Central Florida	20	3	2022-23
86	Butch Johnson	WR	6-1	187	Cal-Riverside	32	17	1984-85
12	Charley Johnson	QB	6-1	200	New Mexico State	54	41	1972-75
66	Chuck Johnson	T	6-5	275	Texas	16	0	1992-93
25	Darius Johnson	CB/S	5-9	185	Oklahoma	61	4	1996-99
21	Earl Johnson†	DB	6-0	195	South Carolina	3	3	1987
61	Ellis Johnson	DT	6-2	288	Florida	13	0	2004
41/49	Jamar Johnson	S	6-1	197	Indiana	3	0	2021
87	Jason Johnson	WR	5-10	178	Illinois State	8	0	1988
37	Jeremiah Johnson	RB	5-9	210	Oregon	8	0	2011
90	Jerry Johnson	DT	6-0	290	Florida State	9	0	2000-01
11	Josh Johnson	QB	6-2	201	San Diego	0	0	2022
39	Kyle Johnson	FB	6-0	242	Syracuse	45	24	2002, '04-'07
45	Quinn Johnson	FB	6-1	263	Louisiana State	0	0	2011
99	Raylee Johnson	DE	6-3	272	Arkansas	14	1	2004
89	Reggie Johnson	TE	6-2	256	Florida State	44	22	1991-93
53	Steven Johnson	LB	6-1	237	Kansas	41	7	2012-14
82	Vance Johnson	WR	5-11	185	Arizona	128	80	1985-93, '95
95	Tim Joinert	LB	6-4	235	Louisiana State	3	3	1987
24	Adam Jones	CB	5-10	185	West Virginia	7	2	2018
26	Calvin Jones	CB	5-7	170	Washington	46	44	1973-76
39	Cyrus Jones	CB	5-10	200	Alabama	0	0	2019
53	Danté Jones	LB	6-1	235	Oklahoma	5	5	1995
20	Daryll Jones†	DB	6-0	190	Georgia	1	1	1987
69	David Jones†	OL	6-3	262	Texas	3	1	1987
97/93	D.J. Jones	DT	6-0	305	Mississippi	31	31	2022-23
86	Dominique Jones	TE	6-3	270	Shepherd	1	0	2014
93	Dre'Mont Jones	DE	6-3	281	Ohio State	56	29	2019-22
72	Ernest Jones	DE	6-2	263	Oregon	8	0	1996-98
35	Henry Jones	RB	6-2	235	Grambling	2	0	1969
43	Herana-Daze Jones	S	5-11	205	Indiana	2	0	2008
93	James Jones	DT	6-2	290	Northern Iowa	16	16	1995
80	Jim Jones	WR	6-3	195	Wisconsin	13	0	1968

No.	Name	Pos.	Hgt.	Wgt.	College	GP	GS	Years
43	Joseph Jones	ILB	6-0	231	Northwestern	49	0	2017-20
60	K.C. Jones	C	6-1	275	Miami (Fla.)	16	0	1997-2000
32	Leonard Jones†	DB	6-2	185	Texas State	2	0	1987
33	Nate Jones	CB	5-10	185	Rutgers	16	3	2010
31	Rondell Jones	S	6-2	210	North Carolina	62	3	1993-96
75	Rulon Jones	DE	6-6	260	Utah State	129	100	1980-88
70	Sam Jones	G/C	6-5	290	Arizona State	4	0	2018
77	Tony Jones	T	6-5	290	Western Carolina	60	60	1997-2000
31	Victor Jones	RB	5-8	212	Louisiana State	16	1	1992
32	LaMont Jordan	RB	5-10	242	Maryland	9	0	2009
54/85	Larry Jordan	E/LB	6-6	230	Youngstown State	10	N/A	1962, '64
83	Donald G. Joyce	E	6-3	253	Tulane	6	N/A	1962
99	Seth Joyner	LB	6-2	245	Texas-El Paso	16	1	1998
66	Jim Juriga	T/G	6-6	269	Illinois	32	31	1986-90
77	Winston Justice	T	6-6	317	Southern California	4	0	2013

K

55	John Kacherski	LB	6-2	240	Ohio State	7	0	1992
59	Larry Kaminski	C	6-2	245	Purdue	96	*54	1966-73
72	Bob Kampa	DT	6-4	252	California	4	1	1974
13	Danny Kanell	QB	6-3	218	Florida State	5	2	2003-04
12	Ken Karcher	QB	6-3	205	Tulane	4	3	1987-88
3	Rich Karlis	K	6-0	180	Cincinnati	101	0	1982-88
72	Keith Kartz	C/T	6-4	270	California	100	89	1987-94
82	Kevin Kasper	WR	6-0	193	Iowa	14	4	2001-02
88	Clarence Kay	TE	6-2	237	Georgia	135	126	1984-92
61	Bill Keating	DT	6-2	242	Michigan	20	N/A	1966-67
4	Case Keenum	QB	6-1	215	Houston	16	16	2018
32	Mike Kellogg	FB	6-0	230	Santa Clara	10	N/A	1966-67
6	Chad Kelly	QB	6-2	224	Mississippi	1	0	2017-18
86/87	Pat Kelly	TE	6-6	252	Syracuse	32	1	1988-89
28	Kenoy Kennedy	S	6-1	215	Arkansas	73	59	2000-04
85	Eddie Kennison	WR	6-0	195	Louisiana State	8	6	2001
33	Shiloh Keo	S	5-11	205	Idaho	7	0	2015-16
68	Crawford Ker	G	6-3	288	Florida	12	10	1991
1	Brett Kern	P	6-3	205	Toledo	22	0	2008-09
92	Zach Kerr	DE	6-2	334	Delaware	28	1	2017-18
26	Devon Key	S	6-0	208	Western Kentucky	1	0	2023
32	Jon Keyworth	RB	6-3	230	Colorado	95	69	1974-80
33	Jim Klick	RB	5-11	214	Wyoming	17	0	1976-77
98	Darius Kilgo	NT	6-3	319	Maryland	18	0	2015-16
80/82	Tony Kimbrough	WR	6-2	192	Jackson State	27	0	1993-94
81	Todd Kinchen	WR	5-11	187	Louisiana State	7	0	1996
70	Donald W. King	E	6-3	260	Kentucky	14	N/A	1960
1	Marquette King	P	6-0	195	Fort Valley State	4	0	2018
84	Vince Kinney	WR	6-2	190	Maryland	23	0	1978-79
87	David Kircus	WR	6-2	192	Grand Valley State	16	0	2006
43	Micah Kiser	ILB	6-0	244	Virginia	10	2	2021
97	Bruce Klostermann	LB	6-4	230	South Dakota State	37	5	1986-89
16	Jeff Knapple	QB	6-2	200	Northern Colorado	2	0	1980
99	Shawn Knight	NT	6-6	290	Brigham Young	14	0	1988
94/98	Terrance Knighton	DT	6-3	335	Temple	32	32	2013-14
4	Micah Knorr	P/K	6-2	199	Utah State	36	0	2002-04
56	Mike Knox†	LB	6-2	240	Nebraska	3	0	1987
90	Jonathan Kongbo	OLB	6-5	255	Tennessee	3	0	2022
73	Robert E. Konovsky	E	6-2	246	Wisconsin	13	N/A	1961
67	Dan Koppen	C	6-2	300	Boston College	15	12	2012-13
79	Cyrus Kouandjio	T	6-7	325	Alabama	5	1	2017-18
53	Niko Koutouvides	LB	6-2	238	Purdue	14	0	2008
71	Greg Kragen	NT	6-3	263	Utah State	136	116	1985-93
42	Casey Kreiter	LS	6-1	250	Iowa	58	0	2016-19
86	Jim Krieg	WR	5-9	172	Washington	6	0	1972
84	Henry Krieger-Coble	TE	6-4	248	Iowa	2	0	2016
12	Gary Kroner	K	6-1	200	Wisconsin	31	N/A	1965-67
85	Lucas Krull	TE	6-6	260	Pittsburgh	7	2	2023
52	Ray Kubala	C	6-5	265	Texas A&M	41	N/A	1964-67
8	Gary Kubiak	QB	6-0	192	Texas A&M	119	5	1983-91
52	Frank W. Kuchta	C	6-2	225	Notre Dame	12	N/A	1960
73	Chris Kuper	G	6-4	303	North Dakota	90	79	2006-13
22	Aaron Kyle	DB	5-11	185	Wyoming	35	34	1980-82

L

83	Matt LaCrosse	TE	6-6	255	Illinois	17	5	2017-18
40	Ron Lamb	FB	6-2	225	South Carolina	3	3	1968
51/76	Gordon Lambert	LB	6-5	245	Tennessee-Martin	14	0	1968-69
50	Pat Lamberti Jr.	LB	6-2	225	Richmond	7	N/A	1961
96	Tyler Lancaster	NT	6-3	313	Northwestern	3	0	2023
33	Gene Lang	RB	5-10	196	Louisiana State	55	10	1984-87
76	Kenard Lang	DE	6-3	264	Miami (Fla.)	16	16	2006
21	Le-Lo Lang	CB	5-11	185	Washington	54	1	1990-93
43	Harvey Langi	LB	6-2	250	Brigham Young	3	0	2022
27	Brendan Langley	CB	6-0	199	Lamar	16	0	2017-18
67/76	Ken Lanier	T	6-3	281	Florida State	177	165	1981-92, '94
80	Dan LaRose	DE	6-5	250	Missouri	11	N/A	1966
77	Carl James Larpenter	G	6-4	235	Texas	28	N/A	1960-61
46	Spencer Larsen	FB/LB	6-2	243	Arizona	50	15	2008-11

BRONCOS ALL-TIME ROSTER, CONT.

No.	Name	Pos.	Hgt.	Wgt.	College	GP	GS	Years
87	Bill Larson	TE	6-4	225	Colorado State	2	0	1980
45	Bill Lasky	LB	6-3	235	Michigan	25	21	1973-74
73	Isaac T. Lassiter	E	6-5	270	St. Augustine	23	N/A	1962-64
75	Kit Lathrop	DE	6-5	255	Arizona State	9	0	1979
14	Cody Latimer	WR	6-2	215	Indiana	45	3	2014-17
72	Don Latimer	DT	6-3	259	Miami (Fla.)	80	8	1978-83
26	Ty Law	CB	5-11	200	Michigan	7	2	2009
48/83	Mike Leach	TE/LS	6-2	240	William & Mary	104	0	2002-08
65	Ron Leary	G	6-3	320	Memphis	29	29	2017-19
10	Jim LeClair	QB	6-1	200	C.W. Post	8	*2	1967-68
53	Roger LeClerc	C	6-3	235	Trinity (Conn.)	8	N/A	1967
15	Jacky Lee	QB	6-1	189	Cincinnati	18	N/A	1964-65
68	Larry Lee	C/G	6-2	265	UCLA	13	5	1987-88
81	Max Leetzow	DE	6-4	240	Idaho	28	N/A	1965-66
85	Ashley Lelie	WR	6-3	200	Hawaii	64	40	2002-05
54	Mike Lemon	LB	6-2	218	Kansas	1	0	1975
51	Paris Lenon	LB	6-2	240	Richmond	14	6	2013
28	Jack Lentz	S	6-0	190	Holy Cross	26	*7	1967-68
36	Jim Leonhard	S	5-8	188	Wisconsin	16	1	2012
94	Louis Leonard	DL	6-4	325	Fresno State	0	0	2010
78	Matt Lepsis	T	6-4	290	Colorado	150	133	1997-2007
26	Darrell Lester	FB	6-2	228	McNeese State	23	N/A	1965-66
94	Leon Lett	DE	6-6	290	Emporia State	12	0	2001
62	Corey Levin	G/C	6-4	307	Tennessee-Chattanooga	0	0	2019
54	D.D. Lewis	LB	6-1	241	Texas	5	0	2007
20/41	Greg Lewis	RB	5-10	214	Washington	32	5	1991-92
24	Hal Lewis	DB	6-0	185	Arizona State	1	0	1968
48	Herman Lewis	E	6-2	188	Virginia Union	0	0	1968
8	Jeff Lewis	QB	6-2	211	Northern Arizona	5	0	1996-98
67	Kory Lichtensteiger	C	6-3	295	Bowling Green State	16	0	2008
22	Tony Lilly	S	6-0	199	Florida	58	15	1984-87
30	Phillip Lindsay	RB	5-8	190	Colorado	42	32	2018-20
33	Hub Lindsey	HB	5-11	196	Wyoming	3	0	1968
2	Steve Lindsey	K	6-1	185	Mississippi	6	0	2000
14	Pete Liske	QB	6-3	200	Penn State	18	11	1969-70
44	Floyd Little	HB	5-10	196	Syracuse	117	*93	1967-75
84	Brandon Lloyd	WR	6-0	194	Illinois	22	16	2009-11
74	Bill Lobenstein†	DL	6-3	261	Wisconsin-Whitewater	3	0	1987
3	Drew Lock	QB	6-4	228	Missouri	24	21	2019-21
37/6	P.J. Locke III	S	5-10	202	Texas	59	8	2020-23
89	Kerry Lockin†	TE	6-3	230	New Mexico State	3	0	1987
97	Mike Lodish	DT	6-3	275	UCLA	92	19	1995-2000
89	Dave Logan	WR	6-4	219	Colorado	4	0	1984
31	Derek Loville	RB	5-10	203	Oregon	42	0	1997-99
37	Calvin Lowry	S	5-11	200	Penn State	11	3	2008
58/59	Tim Lucas	LB	6-3	230	California	75	11	1987-93
21	Tommy Luke	LB	6-0	190	Mississippi	7	1	1968
10	Triandos Luke	WR	5-10	189	Alabama	10	0	2004
16	Wil Lutz	K	5-11	184	Georgia State	17	0	2023
22	Fran Lynch	HB	6-1	205	Hofstra	99	*14	1967-76
47	John Lynch	S	6-2	220	Stanford	60	59	2004-07
12	Paxton Lynch	QB	6-7	244	Memphis	5	4	2016-17
37	Anthony Lynn	RB	6-3	230	Texas Tech	61	0	1993, '97-99
61	Tom Lyons	G	6-2	230	Georgia	73	62	1971-76
41	Rob Lytle	TE/RB	5-11	195	Michigan	87	23	1977-83
M								
52	Dan MacDonald†	LB	6-2	230	Idaho State	3	0	1987
37	Marlon Mack	RB	6-0	212	South Florida	6	0	2022
8	Tommy Maddox	QB	6-4	205	UCLA	29	4	1992-93
82	Adrian Madise	WR	5-11	215	Texas Christian	11	0	2003-04
49	Craig Mager	CB	5-11	200	Texas State	0	0	2018
78	Don Maggs	G/T	6-5	290	Tulane	16	3	1993-94
98	Josh Mallard	DL	6-2	259	Georgia	8	0	2007
33	Ernest G. (Pete) Mangum	LB	6-0	219	Mississippi	14	N/A	1960
84	Chris Manhertz	TE	6-6	260	Canisius	16	4	2023
18	Peyton Manning	QB	6-5	230	Tennessee	58	57	2012-15
83	Wade Manning	WR	5-11	190	Ohio State	25	0	1981-82
66/69	Brison Manor	DE	6-4	247	Arkansas	107	34	1977-84
33	Marquand Manuel	S	6-0	213	Florida	16	14	2008
50	Bobby Maples	C	6-3	250	Baylor	98	61	1972-78
26	Laurence Maroney	RB	5-11	220	Minnesota	4	3	2010
32	Curtis Marsh	CB	6-1	197	Utah State	0	0	2015
86	Arthur Marshall	WR	5-11	175	Georgia	32	10	1992-93
15	Brandon Marshall	WR	6-4	230	Central Florida	61	47	2006-09
54	Brandon Marshall	LB	6-1	250	Nevada	69	63	2013-18
43	Charles E. Marshall	HB	6-0	180	Oregon State	5	N/A	1962
36	Trey Marshall	S	6-0	207	Florida State	30	2	2018-20
29	Warren Marshall	RB	6-0	218	James Madison	1	0	1987
47	Paul Martha	S	6-0	187	Pittsburgh	13	12	1970
54	Jake Martin	OLB	6-2	242	Temple	5	0	2022
6	Sam Martin	P	6-1	211	Appalachian State	33	0	2020-21

No.	Name	Pos.	Hgt.	Wgt.	College	GP	GS	Years
17	Glenn Martinez	WR	6-1	183	Saginaw Valley State	14	1	2007-08
70	Bobby Massie	T	6-6	325	Mississippi	13	13	2021
83/85	Rick Massie	WR	6-1	190	Kentucky	13	4	1987-88
81	Billy Masters	TE	6-5	240	Louisiana State	66	29	1970-74
27	Damarri Mathis	CB	5-11	195	Pittsburgh	33	17	2022-23
69	Evan Mathis	G	6-5	301	Alabama	16	12	2015
73	Pat Matson	G	6-1	245	Oregon	28	N/A	1966-67
55	Archie Matsos	LB	6-0	217	Michigan State	9	N/A	1966
76/77	Jack Mattox	T	6-4	240	Fresno State	8	N/A	1961-62
55	Marv Matuszak	LB	6-3	232	Tulsa	14	N/A	1964
8	Matt Mauck	QB	6-1	213	Louisiana State	0	0	2004
74	Andy Maurer	T	6-3	265	Oregon	13	13	1977
14	Dean May†	QB	6-5	220	Louisville	3	0	1987
56	Ray May	LB	6-1	230	Southern California	33	30	1973-75
51	Joe Mays	LB	5-11	245	North Dakota State	33	20	2010-12
31	Darcel McBeth	S	6-1	198	Texas Tech	20	1	2009-10
98	Ryan McBean	DL	6-5	297	Oklahoma State	46	21	2009-11
87	Ed McCaffrey	WR	6-5	215	Stanford	120	104	1995-2003
39	Mac McCain	CB	6-0	175	North Carolina A&T	0	0	2021
40	Brendan McCarthy	FB	6-3	220	Boston College	8	5	1968-69
34	Kyle McCarthy	S	6-1	210	Notre Dame	12	0	2010-11
10/11	John McCormick	QB	6-1	208	Massachusetts	38	N/A	1963-66, '68
55	Lerentee McCray	LB	6-3	249	Florida	24	0	2014-15
20	Marlon McCree	S	5-11	204	Kentucky	8	7	2008
96	Jake McCullough	DE	6-5	270	Clemson	16	0	1989-90
67	Robert V. McCullough	G	6-2	245	Colorado	56	N/A	1962-65
33	Lawrence McCutcheon	RB	6-1	205	Colorado State	6	0	1980
54	Ed (Wahoo) McDaniel	LB	6-1	235	Oklahoma	42	N/A	1961-63
82	Orlando McDaniel	WR	6-0	180	Louisiana State	3	0	1982
68	Reggie McElroy	G/T	6-6	290	West Texas State	23	0	1995-96
64	Lewis F. (Bud) McFadin	DT	6-3	260	Texas	56	N/A	1960-63
23	Willis McGahee	RB	6-0	235	Miami	25	23	2011-12
47	John McGeevree	DB	6-1	195	Auburn	55	N/A	1962-65
85	Phil McGeoghan	WR	6-2	224	Maine	2	0	2001
69	Mike McGlinchey	T	6-8	310	Notre Dame	16	16	2023
91	Chester McGlockton	DT	6-4	334	Clemson	32	31	2001-02
60	Connor McGovern	G/C	6-4	306	Missouri	47	36	2016-19
89	Keli McGregor	TE	6-6	250	Colorado State	2	0	1985
83	Travis McGriff	WR	5-8	185	Florida	34	0	1999-2001
16	Monte McGuire†	QB	6-4	202	Texas Tech	2	0	1987
16/84	Isaiah McKenzie	WR	5-8	173	Georgia	12	0	2017-18
99	Alvin McKinley	DT	6-3	294	Mississippi State	15	10	2007
11	Kenny McKinley	WR	6-0	183	South Carolina	8	0	2009
58	Bill McKoy	LB	6-3	235	Purdue	30	9	1970-72
26	Tim McKyer	CB	6-0	178	Texas-Arlington	16	1	1997
38	Jaleel McLaughlin	RB	5-9	183	Youngstown State	17	3	2023
68	Ron McLean†	DL	6-3	270	Cal State Fullerton	3	0	1987
8	Brandon McManus	K	6-3	201	Temple	144	0	2014-22
35/29	Ja'Quan McMillian	CB	5-10	183	East Carolina	17	4	2022-23
45	James R. McMillin	DB	6-0	190	Colorado State	47	N/A	1960-62, '64-65
41	Robert McNamara	HB	6-0	190	Minnesota	14	N/A	1960-61
47	Ryan McNeil	CB	6-2	210	Miami (Fla.)	4	0	2003
75	Adam Meadows	T	6-5	290	Georgia	3	3	2006
77/97	Karl Mecklenburg	LB/DE	6-3	240	Minnesota	180	141	1983-94
61	Bob Meeks	C	6-2	279	Auburn	8	0	1992-94
77	Quinn Meinerz	G	6-3	320	Wisconsin-Whitewater	45	39	2021-23
64	Jon Melander	G	6-7	280	Minnesota	29	22	1993-94
63	Richard Mercier	G	6-3	299	Miami (Fla.)	0	0	2000
59	Mark Merrill	LB	6-4	237	Minnesota	17	0	1981-82
46/87	Bobby Micho	RB/TE	6-3	236	Texas	20	3	1986-87
23	Willie Middlebrooks	CB	6-1	200	Minnesota	51	2	2001-04
22	Glyn Milburn	RB	5-8	177	Stanford	48	6	1993-95
17	Hugh Millen	QB	6-5	216	Washington	8	2	1994-95
83	Anthony Miller	WR	5-11	190	Tennessee	46	45	1994-96
82	Billy Miller	WR	6-3	230	Southern California	22	0	1999-2000
12	Chris Miller	QB	6-2	204	Oregon	3	3	1999
58	Von Miller	OLB	6-3	250	Texas A&M	142	142	2011-21
52	Jeff Mills	LB	6-3	244	Nebraska	41	3	1990-93
19	Marvin Mims Jr.	WR	5-11	184	Oklahoma	16	7	2023
57	Jeremy Mincey	DE	6-4	265	Florida	2	0	2013
21	Eugene Mingo	HB/K	6-2	216	No college	59	N/A	1960-64
71	Claudia Minor	T	6-4	280	San Diego State	125	123	1974-82
20	Tommy Earl Minter	HB	5-10	178	Baylor	7	N/A	1962
48	Andre Mintze	OLB	6-3	246	Vanderbilt	6	0	2021
67	Dean Miraldi	T	6-5	266	Utah	10	0	1985
75	Rex Mirich	DE	6-4	250	Northern Arizona	34	*12	1967-69
49	Alvin Mitchell	S/WR	6-3	195	Morgan State	2	0	1970
27	Charlie Mitchell	HB	5-11	185	Washington	56	N/A	1963-67
41	Leroy Mitchell	CB	6-1	190	Texas Southern	40	40	1971-73
51	John Mobley	LB	6-1	236	Kutztown	105	102	1996-2003
89	Orson Mobley	TE	6-5	256	Salem College (W.V.)	62	33	1986-90
72	John Moffitt	G	6-4	319	Wisconsin	2	0	2013
53	Mike Mohamed	LB	6-3	245	California	3	0	2011-12
22	Alton Montgomery	S/CB	6-0	200	Houston	43	5	1990-92
78	Marv Montgomery	T	6-6	255	Southern California	57	25	1971-76

BRONCOS ALL-TIME ROSTER, CONT.

No.	Name	Pos.	Hgt.	Wgt.	College	GP	GS	Years
21	Randy Montgomery	CB	5-11	182	Weber State	26	10	1971-73
81/83	Scottie Montgomery	WR	6-1	195	Duke	4	0	2000-02
64	Will Montgomery	C	6-3	304	Virginia Tech	16	8	2014
52	Mike Montier	C	6-5	254	Colorado	14	14	1977
48	Alex Moore	HB	6-0	195	Norfolk State	3	0	1968
87	Bob Moore	TE	6-3	220	Stanford	8	2	1978
89	David Moore	WR	6-0	215	East Central	2	0	2021
23	Jason Moore	S	5-10	191	San Diego State	6	0	1999
78	Leroy Moore	DE	6-2	240	Fort Valley State	26	N/A	1964-65
69	Mookie Moore	G	6-2	318	Troy State	0	0	2001-02
26	Rahim Moore	S	6-1	195	UCLA	57	48	2011-14
76	Randy Moore	DT	6-2	241	Arizona State	8	0	1976
12	Shawn Moore	QB	6-2	213	Virginia	3	0	1991-93
86	Emery Moorehead	WR/RB	6-2	218	Colorado	16	0	1980
23	Fabian Moreau	CB	6-0	198	UCLA	16	11	2023
27	Knowshon Moreno	RB	5-11	220	Georgia	60	45	2009-13
11	Quincy Morgan	WR	6-1	215	Kansas State	7	0	2006
50	Patrick Morris	C	6-3	300	Texas Christian	3	0	2019-20
7	Craig Morton	QB	6-4	214	California	72	64	1977-82
25	Haven Moses	WR	6-2	208	San Diego State	140	127	1972-81
85	John Mosier	TE	6-3	220	Kansas	11	1	1971
94	Jarvis Moss	OLB/DE	6-7	257	Florida	34	1	2007-10
37	Riley Moss	CB	6-1	193	Iowa	14	0	2023
86	Bobby Moten	TE	6-4	212	Bishop College	3	0	1968
40	Parnell Motley	CB	6-0	180	Oklahoma	2	1	2020
53	Deiontrez Mount	OLB	6-5	253	Louisville	7	0	2017-18
51	Marc Munford	LB	6-2	231	Nebraska	48	16	1987-90
28	Lataavius Murray	RB	6-3	230	Central Florida	12	7	2022
57	Mark Murray	LB	6-2	240	Florida	6	0	1991
72	Pat Murray	G	6-3	310	Truman State	0	0	2008
14	Bill Musgrave	QB	6-3	215	Oregon	9	1	1995-96
85/71	Chad Mustard	TE/T	6-6	277	North Dakota	32	6	2006-08
52	Netane Muti	G	6-3	315	Fresno State	20	4	2020-22
62	Chris Myers	C/G	6-4	300	Miami (Fla.)	41	16	2005-07
96	Michael Myers	DT	6-2	300	Alabama	32	31	2005-06
70	Robert Myers Jr.	G	6-5	335	Tennessee State	0	0	2015
29	Wilbur Myers	S	5-11	195	Delta State	16	0	1983
39	Jesse Myles	RB	5-10	210	Louisiana State	22	0	1983-84
54	Chip Myrtle	LB	6-2	225	Maryland	81	*40	1967-72
N								
58	Rob Nairne	LB	6-4	223	Oregon State	55	21	1977-80
66	Tom Nalen	C	6-3	286	Boston College	194	188	1994-2008
29	Damien Nash	RB	5-10	220	Missouri	3	0	2006
82	Marcus Nash	WR	6-3	195	Tennessee	10	1	1998-99
84	Ricky Nattiel	WR	5-9	180	Florida	70	17	1987-92
6	Joe Nedney	K	6-4	215	San Jose State	3	0	2000
62	Dan Neil	G	6-2	285	Texas	108	104	1997-2004
52/56	Corey Nelson	LB	6-1	226	Oklahoma	60	7	2014-17, '19
80	Ron Nery	E	6-6	247	Wisconsin	4	N/A	1963
76	Tom Neville	T	6-4	260	Mississippi State	16	15	1978
51	Lee (Mike) Nichols	C	6-3	225	Arkansas A&M	28	N/A	1960-61
57	Ben Niemann	ILB	6-2	235	Iowa	7	0	2023
39	Taurean Nixon	CB	5-10	187	Tulane	2	0	2015-16
43	John Nocera	LB	6-1	220	Iowa	9	N/A	1963
68	Tom Normina	T	6-3	260	Miami (Ohio)	37	N/A	1963-65
38	Ben Norman	RB	6-1	212	Colorado State	3	0	1980
14	Chris Norman	P	6-2	198	South Carolina	38	0	1984-86
11	Jordan Norwood	WR	5-11	180	Penn State	25	11	2015-16
15	Philip H. Nugent	HB	6-2	195	Tulane	12	N/A	1961
O								
27	Tom Oberg	S	6-0	185	Portland State	16	13	1968-69
88	Riley Odoms	TE	6-4	230	Houston	153	134	1972-83
23/13	Michael Ojemudia	CB	6-1	200	Iowa	21	12	2020-22
73	Russell Okung	T	6-5	310	Oklahoma State	16	16	2016
85	Albert Okwuegbunam	TE	6-5	258	Missouri	26	7	2020-22
42	Muhammad Oliver	DB	5-11	179	Oregon	3	0	1992
58	Phil Olsen	C	6-5	265	Utah State	27	5	1975-76
69	Eric Olsen	OL	6-3	305	Notre Dame	1	0	2010
70	Seth Olsen	G	6-5	308	Iowa	3	0	2009
76	Harold Olson	T	6-2	255	Clemson	28	N/A	1963-64
0	John Olszewski	FB	5-11	200	California	12	N/A	1962
66	Jim O'Malley	LB	6-1	229	Notre Dame	40	5	1973-75
24	Deltha O'Neal	CB	5-10	196	California	61	36	2000-03
8	Kyle Orton	QB	6-4	225	Purdue	34	33	2009-11
91	Willie Oshodin	DE	6-4	265	Villanova	30	5	1993-95
6/17	Brock Osweiler	QB	6-7	240	Arizona State	27	11	2012-15, '17
36	Devine Ozigbo	RB	6-0	225	Nebraska	4	0	2022

P								
No.	Name	Pos.	Hgt.	Wgt.	College	GP	GS	Years
70	Vinston Painter	T	6-6	309	Virginia Tech	0	0	2013
63	Alex Palczewski	T	6-6	315	Illinois	0	0	2023
95	Anton Palepoi	DE	6-3	283	Nevada-Las Vegas	11	0	2004
13	Nathan Palmer	WR	5-11	198	Northern Illinois	0	0	2014
23	Chris Pane	DB	5-11	184	Chico State	36	1	1976-79
61	Matt Paradis	C	6-3	300	Boise State	57	57	2015-18
56	Don Parish	LB	6-1	220	Stanford	1	1	1972
60	Ernie Park	G	6-3	253	McMurray College	14	N/A	1967
89	Brian Parker	TE	6-4	265	Albany	13	1	2018
34	Will Parks	S	6-1	194	Arizona	66	15	2016-20
60	Charlie Parker	G	6-1	245	Southern Mississippi	14	N/A	1965
1	Daren Parker	P	6-0	185	South Carolina	3	0	1992
74	Scott Parrish	T	6-6	265	Utah State	0	0	1976
24	Rick Parros	RB	5-11	200	Utah State	46	32	1980-84
12	Al Pastrana	QB	6-1	190	Maryland	7	3	1969-70
94	Aaron Patrick	OLB	6-4	245	Eastern Kentucky	17	1	2021-22
81/12	Tim Patrick	WR	6-4	212	Utah	55	37	2018-23
28	Tito Paul	CB	6-0	195	Ohio State	16	0	1998
2	Sam Paulescu	P	6-0	189	Oregon State	1	0	2007
66	Lomie Paxton	LS	6-2	281	Sacramento State	48	0	2009-11
41	Karl Paymah	CB	6-0	195	Washington State	60	5	2005-08
88	Russell Payne†	TE	6-1	240	Appalachian State	1	0	1987
64	Erik Pears	T	6-8	305	Colorado State	32	16	2006-08
71	Jack Peavey†	OL	6-2	260	Troy State	3	1	1987
94	Domata Peko Sr.	NT	6-3	325	Michigan State	30	30	2017-18
90/77	Kyle Peko	NT	6-1	305	Oregon State	9	0	2016-17, '19
12	Craig Penrose	QB	6-3	211	San Diego State	18	4	1976-79
25	Samaje Perine	RB	5-11	235	Oklahoma	17	1	2023
71	James W. Perkins	T	6-2	250	Colorado	42	N/A	1962-64
51	Ronnie Perkins	OLB	6-3	250	Oklahoma	7	0	2023
33/35	Lonnie Perrin	RB	6-1	222	Illinois	44	5	1976-78
60	Gerald Perry	G/T	6-6	300	Southern	40	29	1988-90
95	Michael Dean Perry	DT	6-1	285	Clemson	38	37	1995-97
33	Robert Perryman	FB	6-1	233	Michigan	19	8	1991-92
77	Anton Peters	T	6-4	245	Florida	10	N/A	1963
90/97	Kenny Peterson	DL	6-3	295	Ohio State	42	15	2006-09
20	Darius Phillips	CB	5-10	190	Western Michigan	9	0	2022
86	John Phillips	TE	6-5	251	Virginia	8	3	2016
90	Shaun Phillips	DE	6-3	255	Purdue	16	12	2013
26	Lyle Pickens†	DE	5-10	175	Colorado	1	0	1987
58	Terry Pierce	LB	6-1	251	Kansas State	18	0	2003-04
74	Evan Pilgrim	OL	6-4	304	Brigham Young	0	0	1999
38	Andrew Pinnock	FB	5-10	250	South Carolina	0	0	2008
95	Kavika Pittman	DE	6-6	273	McNeese State	45	44	2000-02
28	Michael Pittman	RB	6-0	225	Fresno State	8	3	2008
48	John Pitts	S	6-4	218	Arizona State	22	4	1973-75
82	Dave Pivec	TE	6-3	230	Notre Dame	14	5	1969
38	Bruce Plummer	DB	6-0	197	Mississippi State	26	0	1987-88, '90
16	Jake Plummer	QB	6-2	212	Arizona State	59	54	2003-06
22	Bobby Ply	DB	6-1	190	Baylor	1	N/A	1967
21	Randy Pottl	DB	6-3	190	Stanford	29	2	1975-77
76	Tyler Polumbus	T	6-8	300	Colorado	42	8	2008-09, '15
2	Christian Ponder	QB	6-2	230	Florida State	0	0	2015
47	David Pool	DB	5-9	182	Carson-Newman	0	0	1993
81	Keith Poole	WR	6-0	188	Arizona State	6	3	2001
34	Nathan Poole	RB	5-9	210	Louisville	30	13	1982-83, '85, '87
37	Tyrone Poole	CB	5-8	188	Fort Valley State	16	4	2002
75	Monsanto Pope	DT	6-3	300	Virginia	48	21	2002-05
31	P.J. Pope	RB	5-9	205	Bowling Green State	5	1	2008
31	Kerry Porter	RB	6-1	215	Washington State	13	3	1990
22	Tracy Porter	CB	5-11	186	Indiana	6	4	2012
26	Clinton Portis	RB	5-11	205	Miami (Fla.)	29	25	2002-03
23	Dickie Post	RB	5-9	190	Houston	6	1	1971
31	Darryl Pounds	CB	5-10	185	Nicholls State	9	0	2000
74	Ben Powers	G	6-4	338	Oklahoma	17	17	2023
91	Warren Powers	DE	6-6	287	Maryland	44	28	1989-91
5	Matt Prater	K	5-10	195	Central Florida	92	0	2007-13
27	Shaun Prater	CB	5-10	190	Iowa	0	0	2015
88	Eugene Prebola	E	6-3	225	Boston University	42	N/A	1961-63
23	Steve Preece	S	6-1	195	Oregon State	13	9	1972
46	Dave Preston	HB	5-10	185	Bowling Green	76	37	1978-83
11	Luke Prestridge	P	6-4	235	Baylor	73	0	1979-83
56	James Price	LB	6-2	225	Auburn	6	N/A	1964
25	Errol Prisby	DB	5-10	184	Cincinnati	5	N/A	1967
81	Mike Pritchard	WR	5-10	188	Colorado	18	13	1994-95
93	Trevor Pryce	DL	6-5	286	Clemson	121	114	1997-2005
98	Mike Purcell	DL	6-3	328	Wyoming	65	37	2019-23
88/87	Jeb Putzier	TE	6-4	251	Boise State	41	10	2002-05, '08
83	John J. Pyeatt	HB	6-3	204	No college	17	N/A	1960-61

BRONCOS ALL-TIME ROSTER, CONT.

Q								
No.	Name	Pos.	Hgt.	Wgt.	College	GP	GS	Years
26	Frank Quayle	RB	5-10	195	Virginia	11	2	1969
9	Brady Quinn	QB	6-3	235	Notre Dame	0	0	2010-11
81	Richard Quinn	TE	6-4	255	North Carolina	29	4	2009-10
R								
78	Bruce Radford	DE	6-5	257	Grambling	16	0	1979
65/66	Manny Ramirez	G/C	6-3	320	Texas Tech	49	43	2011-14
11	Patrick Ramsey	QB	6-2	225	Tulane	3	0	2007-08
10	Steve Ramsey	QB	6-2	210	North Texas State	53	31	1971-76
56	Shane Ray	OLB	6-3	245	Missouri	49	15	2015-19
52	Wyatt Ray	LB	6-3	255	Boston College	3	0	2022
19	Kalif Raymond	WR	5-9	160	Holy Cross	4	0	2016
99	Montae Reagar	DE	6-3	285	Texas Tech	45	1	1999-2002
76	Leo T. Reed	T	6-4	240	Colorado State	4	N/A	1961
59	Malik Reed	OLB	6-2	235	Nevada	45	34	2019-21
32	Tony Reed	RB	5-11	197	Colorado	15	0	1981
43	Izell Reese	S	6-2	190	Alabama-Birmingham	15	15	2002
41	Johnathan Reese	RB	6-1	220	Columbia	0	0	2004
95	Darrell Reid	OLB/DE	6-2	270	Minnesota	16	0	2009
74	Dan Remsburg	T	6-6	275	Ablene Christian	21	1	1986-87
97	Simeon Rice	DE	6-5	268	Illinois	6	1	2007
40	Randy Rich	DB	5-10	178	New Mexico	0	0	1977
43	Bob Richardson	DB	6-1	180	UCLA	9	N/A	1966
38	Horace Richardson	CB	6-0	190	Southern Methodist	0	0	2018
99	David Richie	DT	6-4	280	Washington	2	0	1997
58	Frank Richter	LB	6-3	235	Georgia	34	*11	1967-69
27	Theo Riddick	RB	5-9	201	Notre Dame	0	0	2019
26	Larry Riley	DB	5-10	192	Salem College (N.C.)	5	0	1977-7
38	Marcus Rios	CB	5-11	185	UCLA	5	0	2017
66	Dalton Risner	G	6-5	312	Kansas State	62	62	2019-22
38	Reggie Rivers	RB	6-1	215	Southwest Texas State	96	5	1991-96
59	Joe Rizzo	LB	6-1	220	U.S. Merchant Marine Academy	81	62	1974-80
48	Randy Robbins	DB	6-2	189	Arizona	116	26	1984-91
57	Adrian Robinson	LB	6-1	250	Temple	6	0	2013
42	Curtis Robinson	LB	6-3	236	Stanford	3	0	2021
63	Dewayne Robertson	DT	6-1	308	Kentucky	15	15	2008
36	Frank Robinson	CB	5-11	175	Boise State	28	2	1992-93
94	Jeff Robinson	DE	6-4	270	Idaho	64	0	1993-96
95	Jeroy Robinson	LB	6-1	241	Texas A&M	3	0	1990
54	Lee Robinson	LB	6-2	256	Alcorn State	3	0	2010
17	Matt Robinson	QB	6-2	196	Georgia	14	7	1980
29	Bradley Roby	CB	5-11	194	Ohio State	79	29	2014-18
77	Alden Roche	DE	6-4	255	Southern	14	0	1970
69	Jake Rodgers	T	6-6	320	Eastern Washington	19	1	2019-20
45	Dominique Rodgers-Cromartie	CB	6-2	193	Tennessee State	15	13	2013
4	Ruben Rodriguez	P	6-2	210	Arizona	5	0	1992
68	William E. Roehnell	LB	6-1	227	Bradley	18	N/A	1961-62
43	Roderick Rogers	S	6-2	187	Wisconsin	5	1	2007-08
73	Stan Rogers	T	6-4	256	Maryland	14	2	1975
35	David S. Rolle	FB	6-0	215	Oklahoma	14	N/A	1960-61
53	Bill Romanowski	LB	6-4	245	Boston College	96	96	1996-2001
42	Al Romine	HB	6-2	191	Florence State	14	N/A	1960
81	Dante Rosario	TE	6-4	250	Oregon	14	3	2011
81	Barry Rose	WR	6-0	185	Wisconsin-Stevens Point	3	0	1993
30	Oliver Ross	RB	6-0	210	Alabama A&M	25	0	1973-75
11	Tobin Rote	QB	6-2	211	Rice	3	N/A	1966
16	Tom Rouen	P	6-3	225	Colorado	152	0	1993-2002
33	Justin D. Rowland	HB	6-2	188	Texas Christian	10	N/A	1962
46	John Rowser	DB	6-1	190	Michigan	38	37	1974-76
19	Eddie Royal	WR	5-10	180	Virginia Tech	57	45	2008-11
78	Ahtyba Rubin	NT	6-2	310	Iowa State	2	0	2017
11	T.J. Rubley	QB	6-3	212	Tulsa	0	0	1996
40	Martin Rudolph†	DB	5-10	183	Arizona	3	1	1987
57	Mike Ruether	C	6-4	279	Texas	17	0	1988-89
58	Steve Russ	LB	6-4	245	Air Force	24	0	1997-2000
10	Clifford Russell	WR	5-11	195	Utah	2	0	2008
39	Darryl Russell†	DB	6-0	190	Appalachian State	3	0	1987
85	Derek Russell	WR	6-0	195	Arkansas	50	36	1991-94
42	Leonard Russell	RB	6-2	235	Arizona State	14	13	1994
1	Taylor Russolino	K	6-0	170	Millsaps	1	0	2020
53	Johnny Rutledge	LB	6-3	239	Florida	6	0	2003
50	Jim Ryan	LB	6-1	225	William & Mary	150	91	1979-88
80	Tom Rychlec	E	6-3	220	American International	3	N/A	1963
4	Brett Rypien	QB	6-2	202	Boise State	8	3	2019-22
S								
26	George Saines	S	5-11	186	Michigan State	30	19	1970-72
74	Ephraim Salaam	T	6-7	295	San Diego State	30	30	2002-03
74	Harvey Salem	T	6-6	283	California	10	0	1991
74	Ty Sambrailo	T	6-5	315	Colorado State	13	7	2015-16
84	Clint Sampson	WR	5-11	183	San Diego State	59	10	1983-86

No.	Name	Pos.	Hgt.	Wgt.	College	GP	GS	Years
41	Drew Sanders	LB	6-5	233	Arkansas	17	4	2023
10	Emmanuel Sanders	WR	5-11	180	Southern Methodist	79	77	2014-19
55	Glenell Sanders	LB	6-1	228	Louisiana Tech	1	0	1994
37	Cecil Sapp	RB	5-11	229	Colorado State	49	9	2003-07
82	Eric Saubert	TE	6-5	253	Drake	34	10	2021-22
10	Todd Sauerbrun	P	5-10	215	West Virginia	30	0	2005-07
83	John Sawyer	TE	6-2	240	Southern Mississippi	17	11	1983-84
54	Ron Sbranti	LB	6-2	230	Utah State	14	N/A	1966
82	Bob Scarpitto	WR/P	5-11	192	Notre Dame	81	N/A	1962-67
67	Carl Schaukowitz	G	6-3	235	Penn State	11	2	1975
88	Tony Scheffler	TE	6-5	255	Western Michigan	57	28	2006-09
67	Steve Schindler	G	6-3	256	Boston College	28	4	1977-78
69	Mark Schlereth	G	6-3	282	Idaho	81	81	1995-2000
71	Austin Schlottmann	G/C	6-6	300	Texas Christian	42	7	2019-21
64	Mike Schnitker	G	6-3	245	Colorado	74	26	1969-74
79	Michael Schofield	T/G	6-6	301	Michigan	29	29	2014-16
74	Bill Schultz	T	6-5	305	Southern California	2	0	1995
84/86	John Schultz	WR	5-10	182	Maryland	32	0	1976-78
66	Carlos Scott†	C	6-2	305	Texas-El Paso	0	0	1987
45	Lew Scott	DB	5-11	170	Oregon State	13	N/A	1966
76	Kirk Scrafford	T	6-6	270	Montana	32	7	1993-94
35	James H. Sears	HB	5-11	183	Southern California	2	N/A	1960-61
21	Goldie Sellers	DB	6-2	198	Grambling	27	N/A	1966-67
37	Coty Sensabaugh	CB	5-11	187	Clemson	4	0	2019
45	Jeff Severson	DB	6-1	183	Long Beach State	14	3	1975
30	Steve Sewell	RB/WR	6-3	210	Oklahoma	94	15	1985-92
65	Don Shackelford	G	6-4	255	Pacific	8	N/A	1964
15	Hunter Sharp	WR	5-11	198	Utah State	1	0	2017
75	Rick Sharp	T	6-3	265	Washington	12	0	1972
81/84	Shannon Sharpe	TE	6-2	228	Savannah State	172	139	1990-99, '02-03
17	George H. Shaw	QB	6-1	183	Oregon	13	N/A	1962
95	Josh Shaw	DT	6-3	305	Michigan State	5	0	2008
45	Richard Shelton	CB	5-10	180	Liberty	4	0	1989
86	Edell Shepherd	WR	6-1	175	San Jose State	0	0	2008
84	Rod Sherman	WR	6-0	190	Southern California	14	13	1972
78	Will Sherman	T	6-4	300	Colorado	0	0	2022
88	Mike Sherrard	WR	6-1	185	UCLA	15	0	1996
75	Roger Shoals	T	6-4	260	Maryland	14	14	1971
40/28	Jeff Shoate	CB	5-10	180	San Diego State	14	0	2004-05, '07
63	Laval Short	DT	6-3	250	Colorado	15	0	1980
13	Trevor Siemian	QB	6-3	220	Northwestern	26	24	2015-17
87	David Sills V	WR	6-3	211	West Virginia	3	1	2023
98	Sealver Siliga	DT	6-2	325	Utah	1	0	2012
80	Jerry Simmons	WR	6-0	190	Bethune-Cookman	51	35	1971-74
31	Justin Simmons	S	6-2	202	Boston College	118	108	2016-23
51	Leon Simmons	LB	6-0	225	Grambling	2	N/A	1963
2	Chris Simms	QB	6-4	230	Texas	3	1	2009
51	Mike Simone	LB	6-0	210	Stanford	42	3	1972-74
67	Jackie Simpson	LB	6-0	225	Mississippi	6	N/A	1961
49	Alex Singleton	ILB	6-2	240	Montana State	32	28	2022-23
91	Deyon Sizer	DL	6-4	280	Colorado State-Pueblo	1	0	2019
34	JL Skinner	S	6-4	220	Boise State	2	0	2023
45	John Sklopan	HB	5-10	200	Southern Mississippi	3	N/A	1963
7/14	Milton (Mickey) Slaughter	QB	6-2	204	Louisiana Tech	40	N/A	1963-66
39	Tom Smiley	RB	6-1	235	Lamar Tech	14	9	1969
56	Aaron Smith	LB	6-2	223	Utah State	10	0	1984
33	Alphonso Smith	CB	5-9	190	Wake Forest	15	0	2009
90	Antonio Smith	DE	6-3	290	Oklahoma State	16	0	2015
55	Art Smith	LB	6-1	222	Hawaii	2	0	1980
26	Ben Smith	CB	6-3	208	Georgia	14	14	1994
20	Daniel Eugene Smith	HB	5-10	180	Northeast Oklahoma	4	N/A	1961
49	Dennis Smith	S	6-3	200	Southern California	184	170	1981-94
42	Detron Smith	FB	5-10	230	Texas A&M	91	2	1996-2001
14	Don Smith	G	6-4	240	Florida A&M	2	N/A	1967
75	Ed Smith	DE	6-5	241	Colorado College	16	3	1973-75
28	Elliott Smith	CB	6-2	192	Alcorn A&M	9	0	1990
72	Harold Smith	T	6-5	250	UCLA	3	N/A	1960
N/A	Hugh B. Smith	E	6-4	217	Kansas	0	0	1962
47	James Smith	S	6-3	190	Utah State	2	1	1969
97	Le Kevin Smith	DL	6-3	308	Nebraska	14	2	2009-10
57	Matt Smith†	LB	6-2	234	West Virginia	3	0	1987
65	Monte Smith	G	6-5	270	North Dakota	14	0	1989
90	Neil Smith	DE	6-4	270	Nebraska	43	35	1997-99
26	Paul Smith	RB	5-11	242	Texas-El Paso	14	0	2007
70	Paul Smith	DT/DE	6-3	256	New Mexico	133	72	1968-78
45	Perry Smith	DB	6-1	195	Colorado State	26	5	1980-81
93	Quanterus Smith	DE	6-5	255	Western Kentucky	15	0	2014
80	Rod Smith	WR	6-0	200	Missouri Southern	183	158	1995-2007
32	Sammie Smith	RB	6-2	226	Florida State	3	1	1992
64	Shelley Smith	G	6-4	310	Colorado State	0	0	2015
1	Tremon Smith	CB	5-11	190	Central Arkansas	17	0	2023
81	Tre Quan Smith	WR	6-2	210	Central Florida	1	0	2023
71	Willie Smith	G	6-3	255	Michigan	14	N/A	1960
72	Isaac Snell	G	6-6	288	North Dakota State	0	0	2007

BRONCOS ALL-TIME ROSTER, CONT.

No.	Name	Pos.	Hgt.	Wgt.	College	GP	GS	Years
84	Matt Snorton	TE	6-5	250	Michigan State	5	N/A	1964
45	Kevin Snyder	ILB	6-2	245	Rutgers	2	0	2017
70	Brian Sochia	NT/DE	6-3	270	Northwestern Oklahoma St.	26	16	1991-92
39	Roland Solomon	CB	6-0	193	Utah	4	0	1981
51	Henry Sorrell	LB	6-1	215	Chattanooga	10	N/A	1967
11	Diontae Spencer	WR	5-8	170	McNeese State	42	2	2019-21
33	Jimmy Spencer	CB	5-9	188	Florida	53	8	2000-03
51	Marquiss Spencer	DE	6-4	300	Mississippi State	1	0	2021
59	Donnie Spragan	LB	6-3	239	Stanford	48	22	2002-04
78	Rich Stachowski	DE/NT	6-4	245	California	14	0	1983
62	Jerry N. Stalcup	LB	6-1	240	Wisconsin	22	N/A	1961-62
85	Tim Stallworth	WR	5-10	185	Washington State	1	0	1990
14	Scott Stankavage	QB	6-1	194	North Carolina	1	0	1984, '86
44	Bruce Starling	HB	6-1	186	Florida	0	0	1963
17	Larry Steele	P	5-10	182	Santa Rosa	1	0	1974
19	Fred Steinfort	K	5-11	180	Boston College	33	0	1979-81
99	Shamar Stephen	DL	6-5	309	Connecticut	17	0	2021
71	Donald Stephenson	T	6-6	312	Oklahoma	20	16	2016-17
30	Caden Sterns	S	6-1	207	Texas	21	5	2021-23
26	Darian Stewart	S	5-11	214	South Carolina	61	58	2015-18
27	Jeremy Stewart	RB	5-11	215	Stanford	6	0	2014
4	Jarrett Stidham	QB	6-3	215	Auburn	3	2	2023
26	James E. Stinnette	FB/LB	6-1	230	Oregon State	24	N/A	1961-62
31	Jesse Stokes	DB	6-0	190	Corpus Christi	2	0	1968
14	Brandon Stokley	WR	6-0	192	Southwestern Louisiana	59	22	2007-09, 12
34	Donnie Stone	FB	6-1	205	Arkansas	48	N/A	1961-64
82	Otto Stowe	WR	6-2	188	Iowa State	8	0	1974
22	Bob Stransky	HB	6-1	180	Colorado	14	N/A	1960
63	David Strickland	T/G	6-0	220	Memphis State	14	N/A	1960
40	Justin Strnad	LB	6-3	235	Wake Forest	50	5	2020-23
41	Deon Strother	RB	5-11	213	Southern California	2	0	1994
63	Tim Stuber	G	6-5	315	Colorado State	0	0	2004
70	Dave Studdard	T	6-4	260	Texas	145	133	1979-88
72	Jerry G. Sturm	C/T/G	6-3	260	Illinois	84	N/A	1961-66
60	Nick Subis	G/C	6-4	278	San Diego State	16	0	1991
50	John Sullins	LB	6-1	225	Alabama	6	0	1992
85	Don Summers	TE	6-4	230	Boise State	18	1	1984-85
2	Pat Surtain II	CB	6-2	202	Alabama	50	49	2021-23
46	Jim Summers	DB	5-10	180	Michigan State	11	N/A	1967
35	Jason Suttle	CB	5-10	182	Wisconsin	10	0	1999-2000
14	Courtland Sutton	WR	6-4	216	Southern Methodist	81	69	2018-23
86	Freddie Swain	WR	6-0	199	Florida	3	1	2022
25	Charles Swann	WR/DB	6-1	188	Indiana State	13	0	1994
80	Shane Swanson†	WR	5-9	200	Nebraska	3	2	1987
74	Harry Swayne	T	6-5	290	Rutgers	23	16	1997-98
49	Neal Sweeney	FL	6-2	170	Tulsa	10	N/A	1967
51	Bob Swenson	LB	6-3	225	California	96	77	1975-83
23	Eugene Sykes	DB	6-1	201	Louisiana State	4	N/A	1967
57	Jashon Sykes	LB	6-2	236	Colorado	19	8	2003-04
40	Austin Sylvester	FB	6-1	248	Washington	0	0	2011
94	Jim Szymanski	DE	6-5	268	Michigan State	7	6	1990-91
T								
21	Aqib Talib	CB	6-1	205	Kansas	58	58	2014-17
64	Ralph Tamm	G/C	6-4	280	West Chester	22	1	1995-96
84	Jacob Tamme	TE	6-3	230	Kentucky	47	9	2012-14
98	Maa Tanuvasa	DE/DT	6-2	270	Hawaii	80	54	1995-2000
65	George Tarasovic	DE	6-4	245	Louisiana State	6	N/A	1967
41	Jerry L. Tarr	E	6-0	190	Oregon	14	N/A	1962
57	Pita Taumoepeuu	LB	6-1	245	Utah	2	0	2021
95	Alphonso Taylor	DT	6-3	350	Temple	3	0	1993
72	Herb Taylor	T	6-3	295	Texas Christian	0	0	2009
39	Jamar Taylor	CB	5-11	192	Boise State	4	0	2018
87	Jordan Taylor	WR	6-5	210	Rice	26	2	2016-18
81	Kitrick Taylor	WR	5-11	194	Washington State	2	0	1993
87	Lionel T. Taylor	E	6-2	215	New Mexico Highlands	96	N/A	1960-66
38	Shakial Taylor	CB	5-11	175	Kansas	0	0	2019
70	Trey Teague	T	6-5	292	Tennessee	34	20	1998-2001
15	Tim Tebow	QB	6-3	245	Florida	23	14	2010-11
13	Steve Tensi	QB	6-5	215	Florida State	27	22	1967-70
13	David Terrell	WR	6-3	212	Michigan	1	0	2005
84	Jim Thibert	LB	6-3	230	Toledo	13	N/A	1965
32	Calvin Thomas	RB	5-11	239	Illinois	2	0	1988
88	Demaryius Thomas	WR	6-3	229	Georgia Tech	125	111	2010-18
35	Dymonte Thomas	S	6-2	199	Michigan	15	0	2017-18
48	Earlie Thomas	DB	6-1	190	Colorado State	10	6	1975
26	Eric Thomas	CB	5-11	184	Tulane	14	0	1995
80	Julius Thomas	TE	6-5	250	Portland State	36	25	2011-14
26	J.T. Thomas	S	6-2	196	Florida State	9	1	1982
79	Marcus Thomas	DL	6-3	316	Florida	76	34	2007-11
38	Shamarko Thomas	S	5-9	205	Syracuse	6	0	2018

No.	Name	Pos.	Hgt.	Wgt.	College	GP	GS	Years
82	Zach Thomas	WR/PR	6-0	182	South Carolina State	28	0	1983-84
53	Anthony Thompson	LB	6-1	227	East Carolina	11	0	1990
61	Arland Thompson	G	6-4	265	Baylor	2	0	1980
36	Bill Thompson	DB	6-1	201	Maryland State	179	178	1969-81
76	Broderick Thompson	T	6-5	295	Kansas	32	32	1995-96
77	Jim Thompson	DT	6-3	255	Southern Illinois	4	N/A	1965
40	Juwan Thompson	RB	5-11	225	Duke	38	2	2014-16
4	Robert Thompson†	WR	5-9	168	Youngstown State	2	0	1987
22	Syd'Quan Thompson	CB	5-9	191	California	13	0	2010-11
87	Cedric Tillman	WR	6-2	204	Alcorn State	39	8	1992-94
51	Dave Tobey	LB	6-3	231	Oregon	7	0	1968
26	Kevin Toliver II	CB	6-2	199	Louisiana State	2	0	2020
87	Eric Tomlinson	TE	6-6	263	UTEP	17	12	2022
42	Ryan Torain	RB	6-1	225	Arizona State	2	1	2008
61	Andre Townsend	DE/NT	6-3	265	Mississippi	103	54	1984-90
82	Adam Trautman	TE	6-5	253	Dayton	17	12	2023
86	Austin Traylor	TE	6-3	255	Wisconsin	7	3	2017
54/94	Keith Traylor	LB/DT	6-2	304	Central State (Okla.)	94	66	1991-92, 97-2000
20	Jerry Traynham	HB	5-10	190	Southern California	2	N/A	1961
9	David Treadwell	K	6-1	180	Clemson	64	0	1989-92
59	Danny Trevathan	LB	6-1	240	Kentucky	50	32	2012-15
37	Steve Trimble	DB	5-10	181	Maryland	14	*1	1981-83
18	Frank Tripucka	QB	6-2	192	Notre Dame	44	42	1960-63
91	Jeff Tupper	DL	6-5	269	Oklahoma	4	3	1987
55	Godwin Turk	LB	6-3	230	Southern	42	5	1976-78
70/77/57	Billy Turner	G	6-5	310	North Dakota State	28	18	2016-18, 2022
35	Clem Turner	RB	6-1	236	Cincinnati	37	0	1970-72
15	Jim Turner	K	6-2	205	Utah State	130	0	1971-79
21	Scott Turner	CB	5-10	190	Illinois	9	0	2003
32	Delarrin Turner-Yell	S	5-11	200	Oklahoma	30	2	2022-23
48	Derrek Tuszka	LB	6-5	246	North Dakota State	9	0	2020
71	Melvin Tuten	T	6-6	305	Syracuse	2	0	1999-2000
23	Maurice Tyler	S	6-0	188	Morgan State	28	2	1973-74
72	Richard Tyson	G	6-2	245	Tulsa	7	N/A	1967
U								
67	Keith Uecker	T	6-5	278	Auburn	2	2	1982-83
50	Artie Ulmer	LB	6-3	247	Valdosta State	7	0	1999
31	Marviel Underwood	S	5-10	200	San Diego State	0	0	2007
50	Olen Underwood	LB	6-1	220	Texas	14	4	1971
96	Mitch Unrein	DT	6-4	306	Wyoming	54	3	2011-14
80	Rick Upchurch	WR	5-10	175	Minnesota	119	59	1975-83
96	Eyioma Uwazurike	DL	6-6	320	Iowa State	8	0	2022
V								
60	Steve Vallos	C	6-3	310	Wake Forest	15	0	2013
88	Nick Vannett	TE	6-6	261	Ohio State	15	11	2020
42	Bill Van Heusen	WR/P	6-1	200	Maryland	109	38	1968-76
11	Bradlee Van Pelt	QB	6-2	220	Colorado State	3	0	2005
65	Louis Vasquez	G	6-5	335	Texas Tech	48	47	2013-15
61	Bob Vaughn	G	6-4	240	Mississippi	1	0	1968
41	Cassius Vaughn	DB	5-11	195	Mississippi	22	3	2010-11
97	Demetrian Veal	OT	6-2	288	Tennessee	31	1	2004-06
90	David Veikune	LB	6-2	257	Hawaii	4	0	2010
32	Tony Veland	S	6-0	209	Nebraska	12	0	1997
66	Jared Veldheer	T	6-8	321	Hillsdale College	12	12	2018
86	Chris Verhulst	TE	6-3	249	Chico State	8	1	1990
99	Kevin Vickerson	DT	6-5	328	Michigan State	47	41	2010-13
35	Kary Vincent Jr.	CB	5-10	185	Louisiana State	0	0	2021
15	Jalen Virgil	WR	6-1	210	Appalachian State	9	1	2022-23
65	Lloyd Voss	T	6-4	256	Nebraska	13	7	1972
W								
37	Bob Wade	CB	6-2	200	Morgan State	3	2	1970
54	Barrington Wade	LB	6-1	232	Iowa	4	0	2021
3	Colby Wadman	P	6-1	213	UC Davis	28	0	2018-19
17	Corliss Waitman	P	6-2	210	South Alabama	17	0	2022
30	Clarence Walker	HB	6-1	205	Southern Illinois	1	N/A	1963
57	DeMarcus Walker	DE	6-4	280	Florida State	36	5	2017-20
27/25	Denard Walker	CB	6-1	190	Louisiana State	32	31	2001-02
84	Javon Walker	WR	6-3	209	Florida State	24	21	2006-07
96	Kenny Walker	DE	6-3	260	Nebraska	31	16	1991-92
96	Vance Walker	DE	6-2	305	Georgia Tech	15	4	2015-16
50	Aaron Wallace	LB	6-2	242	UCLA	1	0	2018
59	Brett Wallerstedt	LB	6-1	240	Arizona State	0	0	1994
35	Lenny Walls	CB	6-4	192	Boston College	43	20	2002-05
50	J.D. Walton	C	6-3	305	Baylor	36	36	2010-12
43	T.J. Ward	S	5-10	200	Oregon	41	41	2014-16
94	DeMarcus Ware	DE/OLB	6-4	258	Troy	37	33	2014-16
61	Gerard Warren	DT	6-4	325	Florida	31	31	2005-06
94	Ty Warren	DT	6-5	300	Texas A&M	1	1	2011-12
56	Dave Washington	LB	6-5	223	Alcorn A&M	27	21	1970-71
81/83	Dave Washington	TE	6-4	228	Southern California	2	1	1968
39	Dwayne Washington	RB	6-1	223	Washington	13	0	2023
84	Gene Washington	WR	6-3	208	Michigan State	14	0	1973
97	Keith Washington	DE	6-4	275	Nevada-Las Vegas	26	16	2001-02

No.	Name	Pos.	Hgt.	Wgt.	College	GP	GS	Years
48	Lionel Washington	CB	6-0	185	Tulane	30	28	1995-96
95	Marvin Washington	DE	6-6	275	Idaho	16	0	1998
12	Montrell Washington	WR	5-10	170	Samford	15	1	2022
98	Ted Washington	NT	6-4	316	Louisville	15	15	1994
21	Chris Watson	CB	6-1	192	Eastern Illinois	14	1	1999
57	Dekoda Watson	OLB	6-2	245	Florida State	16	0	2016
54	Josh Watson	ILB	6-2	240	Colorado State	17	0	2019-20
75	Menelik Watson	T	6-5	315	Florida State	7	7	2017
81	Steve Watson	WR	6-4	195	Temple	126	87	1979-87
60	Luke Wattenberg	C	6-5	300	Washington	23	1	2022-23
17	Darius Watts	WR	6-2	188	Marshall	22	2	2004-05
54	Nate Wayne	LB	6-0	230	Mississippi	16	0	1998-99
91	Stephen Weatherly	OLB	6-5	265	Vanderbilt	9	1	2021
36	Kayvon Webster	CB	5-11	198	South Florida	54	2	2013-16
58	Nate Webster	LB	6-0	232	Miami (Fla.)	32	28	2006-08
77	Darrion Weems	T	6-5	310	Oregon	6	0	2016
14	Norris Weese	QB	6-1	195	Mississippi	57	1	1976-79
40	Ted Wegert	FB	5-11	202	No college	4	N/A	1960
13	Jack Weil	P	5-11	175	Wyoming	6	0	1986
83	Wes Welker	WR	5-9	185	Texas Tech	27	21	2013-14
29	Bill West	CB	5-10	185	Tennessee State	8	0	1972
40/42	Charlie West	DB	6-1	197	Texas-El Paso	32	6	1978-79
20	Willie West	DB	5-10	190	Oregon	7	N/A	1964
89	Max Wettstein	E	6-3	225	Florida State	2	N/A	1966
83	Jim Whalen	TE	6-2	210	Boston College	17	15	1970-71
59	Taylor Whitley	G	6-4	315	Texas A&M	2	0	2005
89	Andre White	TE	6-3	225	Florida A&M	14	N/A	1967
78	Jim White	DE	6-4	256	Colorado State	7	1	1976
79	Dave Widell	C/G	6-7	303	Boston College	79	39	1990-94
67	Doug Widell	G	6-4	289	Boston College	64	58	1989-92
62	Casey Wiegmann	C	6-2	285	Iowa	32	32	2008-09
43	Ray Wilborn	LB	6-3	230	Ball State	2	0	2022
29	Jonathan Wilhite	CB	5-11	185	Auburn	15	2	2011
68	Elijah Wilkinson	G/T	6-6	329	Massachusetts	45	26	2017-20
47	Gerald Willhite	RB	5-10	200	San Jose State	78	21	1982-88
91	Alfred Williams	DE	6-6	265	Colorado	49	38	1996-99
52/55	D.J. Williams	LB	6-1	242	Miami (Fla.)	127	115	2004-12
90	Dan Williams	DE	6-4	290	Toledo	45	40	1993-96
27	Darrent Williams	CB	5-8	188	Oklahoma State	27	23	2005-06
90	DeShawn Williams	DL	6-1	291	Clemson	46	34	2020-22
N/A	Harold Williams	HB	N/A	N/A	Miami (Ohio)	N/A	N/A	1961
26	Jack Williams	CB	5-9	185	Kent State	21	0	2008-09
76	Jamal Williams	NT	6-3	348	Oklahoma State	16	16	2010
33	Javonte Williams	RB	5-10	220	North Carolina	37	18	2021-23
21/8	K'Waun Williams	CB	5-9	185	Pittsburgh	14	8	2022-23
20	Roosevelt Williams	CB	5-11	200	Tuskegee	0	0	2003
19	Seth Williams	WR	6-3	211	Auburn	2	1	2021
92	Sylvester Williams	NT	6-2	328	North Carolina	68	48	2013-16, '20
29	Wandy Williams	RB	6-1	189	Hofstra	12	2	1969-70
12	Matthew Willis	WR	6-0	190	UCLA	38	1	2009-12
85	Jeff Wilner	TE	6-5	250	Wesleyan (Conn.)	0	0	1995
56	Al Wilson	LB	6-0	240	Tennessee	125	119	1999-2006
48	Nemiah Wilson	DB	6-0	165	Grambling	42	N/A	1965-67
3	Russell Wilson	QB	5-11	215	Wisconsin	30	30	2022-23
88	Sir Mawn Wilson	WR	6-2	213	Syracuse	0	0	1997
45	Steve Wilson	CB	5-10	195	Howard	92	33	1982-88
91	Troy Wilson	DE	6-4	257	Pittsburg State	3	0	1995
51	Jamie Winborn	LB	5-11	242	Vanderbilt	30	13	2007-08
23	Sammy Winder	RB	5-11	203	Southern Mississippi	127	83	1982-90
72	Brandon Winey	T	6-6	310	Louisiana State	0	0	2001
15	Juwann Winfree	WR	6-3	215	Colorado	3	0	2019
97	Billy Winn	DE	6-4	300	Boise State	16	2	2016-17
55	Bryant Winn†	LB	6-4	231	Houston	3	3	1987
95	Derek Wolfe	DE	6-5	285	Cincinnati	108	108	2012-19
16	Dick Wood	QB	6-5	205	Auburn	1	N/A	1962
54	Lee Woodall	LB	6-1	230	West Chester	14	0	2001
52	Ken Woodard	LB	6-1	218	Tuskegee Institute	73	13	1982-86
99	Ray Woodard†	DE	6-6	290	Texas	3	1	1987
85	Chris Woods	WR	5-11	190	Auburn	1	0	1989
59/52	Wesley Woodyard	LB	6-0	233	Kentucky	87	40	2008-13
58	Jack Work	DB	6-0	200	Denver	0	0	1960
87	James Wright	TE	6-3	240	Texas Christian	64	31	1980-85
35	Jim Wright	HB	5-11	190	Memphis State	10	N/A	1964
42	Lonnie Wright	DB	6-2	205	Colorado State	26	N/A	1966-67
20	Louis Wright	CB	6-2	200	San Jose State	166	163	1975-86
57/92	Dave Wyman	LB	6-2	241	Stanford	31	27	1993-95
Y								
76	William G. Yelverton	E	6-4	220	Mississippi	10	N/A	1960
41	Isaac Ylodom	CB	6-1	190	Boston College	29	9	2018-19
32	Chris Young	S	6-0	210	Georgia Tech	21	0	2003-05
65	Joseph A. Young	E	6-3	245	Arizona	20	N/A	1960-61
41	Kenny Young	ILB	6-1	234	UCLA	6	6	2021
83	Michael Young	WR	6-1	187	UCLA	51	14	1989-92
60	Robert Young	G	6-1	270	Howard Payne	58	*33	1966-70
35	Selvin Young	RB	5-11	207	Texas	23	13	2007-08
Z								
46	Bob Zeman	DB	6-1	200	Wisconsin	28	N/A	1962-63
65	Gary Zimmerman	T	6-6	294	Oregon	76	76	1993-97

BRONCOS ALL-TIME ROSTER BREAKDOWN

NUMBER OF PLAYERS PER SCHOOL

- 35 — Colorado
- 33 — Florida
- 31 — Texas
- 28 — Wisconsin
- 26 — Louisiana State, Oregon
- 25 — Florida State, Stanford
- 24 — Colorado State, Georgia, Southern California
- 23 — UCLA
- 22 — Maryland, Nebraska
- 21 — Washington
- 20 — Oklahoma
- 19 — Miami (Fla.), Notre Dame
- 18 — Boston College
- 17 — Arizona State, Iowa, Michigan
- 16 — Michigan State, Ohio State
- 15 — Arizona, California, Houston, Mississippi, San Diego State, Tennessee, Texas A&M
- 14 — Alabama, Utah, Utah State
- 13 — Arkansas, Baylor, Minnesota
- 12 — Auburn, North Carolina, Tulane
- 11 — Clemson, Georgia Tech, Illinois, Missouri, Penn State, South Carolina
- 10 — Boise State, Kansas, Mississippi State, Texas Tech, Pittsburgh, Wake Forest, Virginia Tech, Wyoming
- 9 — Central Florida, Fresno State, Purdue, Southern Mississippi, Washington State
- 8 — Brigham Young, Duke, Florida A&M, Hawaii, Louisville, Memphis/Memphis State, Nevada-Las Vegas, Oklahoma State, Oregon State, San Jose State, Syracuse, Temple, Virginia
- 7 — Cincinnati, Idaho, Kansas State, Kentucky, North Dakota State, Tulsa
- 6 — Alcorn State/Alcorn A&M, Grambling State/Grambling, North Carolina State, Texas Christian, Texas-El Paso, Toledo
- 5 — Appalachian State, Louisiana Tech, Rice, Rutgers, Southern, Tennessee State, West Virginia
- 4 — Bowling Green/Bowling Green State, Delaware, Illinois State, Indiana, Iowa State, Miami (Ohio), North Dakota, Northern Arizona, Northwestern, South Carolina State, Southern Methodist, Wichita State, Vanderbilt
- 3 — Bethune-Cookman, Hofstra, Louisiana at Lafayette/Southwestern Louisiana, McNeese State, Montana State, Morgan State, Nevada, New Mexico, New Mexico State, Northern Colorado, Pacific, Pittsburg State, Richmond, South Florida, Texas Southern, Troy/Troy State, Villanova, Western Illinois, Western Kentucky, Western Michigan, William & Mary, Youngstown State
- 2 — Abilene Christian, Air Force Academy, Alabama-Birmingham, Ball State, Boston University, Bradley, Cal-Davis, C.W. Post, Cal State-Fullerton, Cal State-Northridge, Central Michigan, Chico State, Columbia, East Carolina, Eastern Michigan, Emporia State/Emporia College, Fort Valley State, Hillsdale College, Holy Cross, Howard, Howard Payne, Indiana State, Jacksonville State, James Madison, Liberty, Long Beach State, Maine, Marshall, Missouri Southern, Montana, New Hampshire, North Carolina A&T, North Carolina Central, North Texas/North Texas State, Northern Illinois, Old Dominion, Portland State, Sacramento State, Samford, San Diego, Southern Illinois, Southwest Texas State, Texas A&I, Texas-Arlington, Texas State, Tuskegee/Tuskegee Institute, Weber State, West Chester, West Texas State, Wisconsin-Whitewater
- 1 — Adams State, Akron, Alabama A&M, Allen, American International, Angelo State, Arkansas A&M, Arkansas AM&N, Arkansas State, Belhaven College, Bishop College, Cal Poly/SLO, Cal-Riverside, Cal-Santa Barbara, Canisius, Carson-Newman, Central Arkansas, Central Missouri State, Central State (Okla.), Chattanooga, Coastal Carolina, Colorado College, Compton J.C., Connecticut, Corpus Christi, CSU-Pueblo, Dayton, Delaware State, Delaware Valley, Delta State, Denver, Detroit Mercy, Drake, East Central (Okla.), Eastern Illinois, Eastern Kentucky, Eastern Montana, Eastern New Mexico, Eastern Washington, El Camino J.C., Elizabeth City State, Elon College, Evangel College, Findlay, Florence State, Fordham, Grand Valley State, Georgia State, Hampton, Heidelberg, Henderson State, Humboldt State, Idaho State, Jackson State, Kent State, Kutztown, Lamar, Lamar Tech, Lindenwood, Louisiana Monroe/Northeast Louisiana, Maryland Eastern Shore/Maryland State, Massachusetts, McMurray College, McNeese State, Menlo College, Mercer, Mississippi College, Morris Brown, New Mexico Highlands, Nicholls State, Norfolk State, Northeast Oklahoma, Northern Colorado, Northern Iowa, Northwestern State (La.), Northwestern Oklahoma State, Omaha, Pennsylvania, Pittsburg State, Plymouth State, Saginaw Valley State, Salem (N.C.), Salem (W. Va.), Sam Houston State, Santa Clara, Santa Rosa, Savannah State, Shepherd, South Alabama, South Dakota, South Dakota State, Southeast Missouri State, Southwest Missouri State, Springfield College, St. Augustine, Stephen F. Austin, Sul Ross State, Tennessee-Martin, Trinity (Conn.), Truman State, U.S. Merchant Marine Academy, Valdosta State, Virginia Union, Wayne State (Neb.), Wesleyan (Conn.), Western Carolina, Wisconsin-Stevens Point, Xavier, Yankton College

Seven players did not attend college.

Rk.	Gms.	School (No. of players)
1.	1,219	Colorado (35)
2.	840	Georgia (24)
3.	824	Boston College (18)
4.	818	Texas (31)
5.	816	Florida (33)
6.	750	Stanford (25)
7.	714	Miami (Fla.) (19)
8.	691	Ohio State (16)
9.	689	Minnesota (13)
10.	680	Wisconsin (28)

BRONCOS ALL-TIME ROSTER BREAKDOWN

SERVICE (YEARS PLAYED)

16 YEARS: John Elway 1983-98
15 YEARS: Jason Elam 1993-2007; Tom Nalen 1994-2008
14 YEARS: Tom Jackson 1973-86; Dennis Smith 1981-94
13 YEARS: Barney Chavous 1973-85; Paul Howard 1973-75, '77-86; Ken Lanier 1981-92, '94; Rod Smith 1995-2007; Billy Thompson 1969-81
12 YEARS: Tyrone Braxton 1987-93, '95-99; Billy Bryan 1977-88; Dwayne Carswell 1994-2005; Rubin Carter 1975-86; Karl Mecklenburg 1983-94; Riley Odoms 1972-83; Shannon Sharpe 1990-99, '02-03; Louis Wright 1975-86
11 YEARS: Keith Burns 1994-98, 2000-03, '05-06; Simon Fletcher 1985-95; Steve Foley 1976-86; Matt Lepsis 1997-2007; Von Miller 2011-21; Paul Smith 1968-78
10 YEARS: Steve Atwater 1989-98; Champ Bailey 2004-13; Randy Gradishar 1974-83; Vance Johnson 1985-93, '95; Fran Lynch 1967-76; Haven Moses 1972-81; Tom Rouen 1993-2002; Jim Ryan 1979-88; Dave Studdard 1979-88
9 YEARS: Keith Bishop 1980, 1982-89; Mike Current 1967-75; Rick Dennison 1982-90; Ben Hamilton 2001-09; Mike Harden 1980-88; Chris Harris Jr. 2011-19; Rulon Jones 1980-88; Clarence Kay 1984-92; Greg Kragen 1985-93; Gary Kubiak 1983-91; Floyd Little 1967-75; Ed McCaffrey 1995-2003; Brandon McManus 2014-22; Claudie Minor 1974-82; Demaryius Thomas 2010-18; Trevor Pryce 1997-2005; Jim Turner 1971-79; Rick Upchurch 1975-83; Billy Van Heusen 1968-76; Steve Watson 1979-87; D.J. Williams 2004-12; Sammy Winder 1982-90
8 YEARS: Lyle Alzado 1971-78; Otis Armstrong 1973-80; Ryan Clady 2008-15; Terrell Davis 1995-2002; Tom Glassic 1976-83; Glenn Hyde 1978-81, '84-85; Larry Kaminski 1966-73; Keith Kartz 1987-94; Chris Kuper 2006-13; Brison Manor 1977-84; John Mobley 1996-2003; Dan Neil 1997-2004; Randy Robbins 1984-91 Steve Sewell 1985-92; Justin Simmons 2016-23; Bob Swenson 1975-79, '81-83; Al Wilson 1999-2006; Derek Wolfe 2012-19
7 YEARS: Garrett Bolles 2017-23; David Bruton Jr. 2009-15; Cooper Carlisle 2000-06; Britton Colquitt 2009-15; Ray Crockett 1994-2000; Al Denson 1964-70; Elvis Dumervil 2006-12; Pete Duranko 1987-90, 72-74; Ron Egloff 1977-83; Larry Evans 1976-82; Ian Gold 2000-03, '05-07; Goose Gonsoulin 1960-66; John Grant 1973-79; Virgil Green 2011-17; Charlie Greer 1968-74; Harald Hasselbach 1994-2000; Mike Horan 1986-92; Jerry Inman 1966-71, '73; Mark Jackson 1986-92; Rich Karlis 1982-88; Jon Keyworth 1973-79; Mike Leach 2002-08; Tim Lucas 1987-93; Rob Lytle 1977-83; Bobby Maples 1972-78; Matt Prater 2007-13; Joe Rizzo 1974-80; Lionel Taylor 1960-66; Andre Townsend 1984-90; Gerald Willhite 1982-88; Steve Wilson 1982-88
6 YEARS: Mike Anderson 2000-05; Michael Brooks 1987-92; Sam Brunelli 1966-71; Glenn Cadrez 1995-2000; Byron Chamberlain 1995-2000; Ken Criter 1969-74; Eldon Danenhauer 1960-65; Todd Davis 2019-23; George Goeddeke 1967-72; Nate Jackson 2003-08; Richard Jackson 1967-72; Josey Jewell 2018-23; Don Latimer 1978-83; Mike Lodish 1995-2000; Tommy Lyons 1971-76; Marv Montgomery 1971-76; Craig Morton 1977-82; Chip Myrtle 1967-72; **Tim Patrick 2018-23;** Dave Preston 1978-83; Steve Ramsey 1971-76; Reggie Rivers 1991-96; Bill Romanowski 1996-2001; Bob Scarpitto 1962-67; Mark Schlereth 1995-2000; Mike Schnitker 1969-74; Detron Smith 1996-2001; Jerry Sturm 1961-66; **Courtland Sutton 2018-23;** Maa Tanuvasa 1995-2000; Wesley Woodyard 2008-13.

ALL-TIME ROSTER HEIGHT/WEIGHT BREAKDOWNS

Note: A total of 1,525 players have appeared on Denver's active roster for a regular-season or postseason game.

BY HEIGHT

Height	# of players	Pct.
Players 5'-5"	1	(0.1%)
Players 5'-6"	0	(0.0%)
Players 5'-7"	5	(0.3%)
Players 5'-8"	14	(0.9%)
Players 5'-9"	40	(2.6%)
Players 5'-10"	104	(6.8%)
Players 5'-11"	129	(8.5%)
Players 6'-0"	155	(10.2%)
Players 6'-1"	196	(12.9%)
Players 6'-2"	237	(15.5%)
Players 6'-3"	263	(17.2%)
Players 6'-4"	172	(11.3%)
Players 6'-5"	121	(7.9%)
Players 6'-6"	65	(4.3%)
Players 6'-7"	14	(0.9%)
Players 6'-8"	5	(0.3%)
Players 6'-9"	1	(0.1%)
Players 6'-10"	1	(0.1%)
Height unknown	2	(0.1%)

BY WEIGHT

Weight Range	# of players	Pct.
Players 160-174 lbs.	19	(1.2%)
Players 175-199 lbs.	369	(24.2%)
Players 200-224 lbs.	329	(21.6%)
Players 225-249 lbs.	321	(21.0%)
Players 250-274 lbs.	224	(14.7%)
Players 275-299 lbs.	110	(7.2%)
Players 300-324 lbs.	126	(8.3%)
Players 325-350 lbs	25	(1.6%)
Weight unknown	2	(0.1%)

ALL-TIME ROSTER HEIGHT/WEIGHT EXTREMES

Of the 1,525 players who have appeared on Denver's active roster for a regular-season or postseason game:

<u>Category</u>	<u>Hgt./Wgt.</u>	<u>No. (Players)</u>
Average height	6'-2"	
Most frequently occurring height	6'-3"	(263 players; 17.2%)
Average weight	235	
Most frequently occurring weight range	175-199	(369 players; 24.2%)
Shortest Player	5'-5"	(Trindon Holliday)
Tallest Player	6'-10"	(Drew Himmelman)
Lightest Player	160	(Kalif Raymond)
Heaviest Player	350	(Sam Adams, Alphonso Taylor)
Shortest Center/Guard	6'-1"	(7 players)
		(Chris Banks, Ken Brown, John Hohman, K.C. Jones, Pat Matson, Charlie Parker, Robert Young)
Tallest Center/Guard	6'-7"	(Brian Habib, Jon Melander, Dave Widell)
Lightest Center/Guard	220	(David Strickland)
Heaviest Center/Guard	338	(Ben Powers)
Shortest Tackle	6'-0"	(Arthur Hauser, David Strickland)
Tallest Tackle	6'-10"	(Drew Himmelman)
Lightest Tackle	216	(Albert Day)
Heaviest Tackle	338	(George Foster)
Shortest Quarterback	5'-11"	(Marlin Briscoe, Russell Wilson)
Tallest Quarterback	6'-7"	(Paxton Lynch, Brock Osweiler)
Lightest Quarterback	178	(Marlin Briscoe)
Heaviest Quarterback	248	(Darrell Hackney)
Shortest Running Back/Fullback	5'-7"	(KaRon Coleman, Quentin Griffin)
Tallest Running Back/Fullback	6'-3"	(14 players)
		(most recent: Andrew Beck, Rod Bernstine, Anthony Lynn, Latavius Murray, Steve Sewell)
Lightest Running Back/Fullback	177	(Glyn Milburn)
Heaviest Running Back/Fullback	255	(Andrew Beck)
Shortest Wide Receiver	5'-5"	(Trindon Holliday)
Tallest Wide Receiver	6'-5"	(Don Carothers, Ed McCaffrey)
Lightest Wide Receiver	160	(Kalif Raymond)
Heaviest Wide Receiver	230	(Brandon Marshall, Billy Miller)
Shortest Tight End	6'-1"	(Byron Chamberlain, Hewritt Dixon, Russell Payne)
Tallest Tight End	6'-6"	(7 players)
		(Troy Fumagalli, Pat Kelly, Lucas Krull, Chris Manhertz, Keli McGregor, Chad Mustard, Eric Tomlinson)
Lightest Tight End	210	(Jim Whalen)
Heaviest Tight End	277	(Chad Mustard)
Shortest Defensive Lineman	5'-11"	(Elvis Dumervil)
Tallest Defensive Lineman	6'-7"	(5 players)
		(Paul Carrington, Stan Fanning, Jumpy Geathers, John Hoffman, Jarvis Moss)
Lightest Defensive Lineman	240	(Leroy Moore)
Heaviest Defensive Lineman	350	(Sam Adams, Alphonso Taylor)
Shortest Linebacker	5'-11"	(Elvis Dumervil, Tom Jackson, Joe Mays, Jamie Winbom)
Tallest Linebacker	6'-7"	(Jarvis Moss)
Lightest Linebacker	190	(Tommy Luke)
Heaviest Linebacker	275	(Bradley Chubb)
Shortest Defensive Back	5'-7"	(Chris Hale, Calvin Jones)
Tallest Defensive Back	6'-4"	(John Pitts, JL Skinner, Lenny Walls)
Lightest Defensive Back	164	(Chris Hale)
Heaviest Defensive Back	220	(John Lynch, JL Skinner)
Shortest Kicker/Punter	5'-9"	(P Bucky Dilts, K Bobby Howfield)
Tallest Kicker/Punter	6'-4"	(4 players)
		(P Mitch Berger, K Steven Hauschka, K Joe Nedney, P Luke Prestridge)
Lightest Kicker/Punter	175	(P Jack Weil)
Heaviest Kicker/Punter	240	(K Bob Humphreys)

BRONCOS ALL-TIME NUMERICAL ROSTER

All-Time Numerical Roster Notes

- Every jersey number has been worn at least once in franchise history.

Retired Jersey Numbers:

#7 John Elway	QB	1983-98
#18* Frank Tripucka	QB	1960-63
#44 Floyd Little	RB	1967-75

**with special recognition of QB Peyton Manning's tenure (2012-15) wearing #18*

Jersey Numbers Worn By Only One Player:

#0 John Olszewski	FB	1962
-------------------	----	------

Players Who Have Worn Three Jersey Numbers:

Sam Brunelli	G	64, 68, 72
Keith Burns	LB	51, 55, 56
Ryan Harris	T	74, 72, 68
Nate Jackson	TE	14, 81, 89

Players For Whom Jersey Numbers Are Not Available:

Hugh Smith	E	1962
Harold Williams	HB	1961

0

Jonathan Cooper	OLB	2023
John Olszewski	FB	1962

1

Tremon Smith	CB	2023
K.J. Hamler	WR	2021-22
Taylor Russolino	K	2020
Marquette King	P	2018
Connor Barth	K	2014
Brett Kern	P	2008-09
Jason Elam	K	1993-2007
Daren Parker	P	1992
Chris Norman	P	1984-85

2

Pat Surtain II	CB	2021-23
Kendall Hinton	WR	2020
Brandon Allen	QB	2019
Christian Ponder	QB	2015
Zac Dysert	QB	2013
Chris Simms	QB	2009
Sam Paulescu	P	2007
Steve Lindsey	K	2000
Will Furrer	QB	1994
Mike Horan	P	1986-92
Joe DiVito	K	1968
Bob Humphreys	QB	1967-68
Cookie Gilchrist	FB	1965

3

Russell Wilson	QB	2022-23
Drew Lock	QB	2019-21
Colby Wadman	P	2018
Steven Hauschka	K	2010
Tom Brandstater	QB	2009
Paul Ernster	P/K	2005-07
Scott Bentley	K	1997, 2000
Rich Karlis	K	1982-88
Bobby Howfield	K	1968-70
Billy Joe	FB	1963-64

4

Jarrett Stidham	QB	2023
Brett Rypin	QB	2019-22
Case Keenum	QB	2018
Austin Davis	QB	2016
Britton Colquitt	P	2009-15
Darrell Hackney	QB	2007-08
Micah Knorr	P/K	2002-04
Ruben Rodriguez	P	1992
Chris Norman	P	1986
Robert Thompson	WR	1987
Rick Duncan	K	1967

5

Randy Gregory	OLB	2022-23
Teddy Bridgewater	QB	2021
Joe Flacco	QB	2019
Matt Prater	K	2007-13
Brad Daluiso	K	1992

6

P.J. Locke	S	2022-23
Sam Martin	P	2020-21
Colby Wadman	P	2019

Chad Kelly	QB	2017-18
Brock Osweiler	QB	2012
Jay Cutler	QB	2006-08
Jason Baker	P/K	2004
Joe Nedney	K	2000
Bubby Brister	QB	1997-99
Ralph Giacommaro	P	1987

7 (RETIRED)

John Elway	QB	1983-98
Craig Morton	QB	1977-82
Mickey Slaughter	QB	1963-66

8

K'Waun Williams	CB	2023
Brandon McManus	K	2014-22
Kyle Orton	QB	2009-11
Matt Mauck	QB	2004
Todd Husak	QB	2001
Jeff Lewis	QB	1996-97
Tommy Maddox	QB	1992-93
Gary Kubiak	QB	1983-91

9

Riley Dixon	P	2016-17, '23
Kendall Hinton	WR	2021-22
Jeff Driskel	QB	2020
Kevin Hogan	QB	2018
Brady Quinn	QB	2010-11
David Treadwell	K	1989-92

10

Jerry Jeudy	WR	2020-23
Emmanuel Sanders	WR	2014-19
Jabar Gaffney	WR	2009-10
Clifford Russell	WR	2008
Todd Sauerbrun	P	2005-07
Triandos Luke	WR	2004
Bucky Dilts	P	1977-78
Mark Herrmann	QB	1981-82
Steve Ramsey	QB	1971-76
Jim Leclair	QB	1967-68
John McCormick	QB	1963, '65-66

11

Ben DiNucci	QB	2023
Jarrett Guarantano	QB	2022
Josh Johnson	QB	2022
Diontae Spencer	WR	2019-21
Carlos Henderson	WR	2017-18
Jordan Norwood	WR	2015-16
Trindon Holliday	WR	2012-13
Kenny McKinley	WR	2009-10
Patrick Ramsey	QB	2007-08
Quincy Morgan	WR	2006
Bradlee Van Pelt	QB	2005
Steve Beuerlein	QB	2001-03
Jeff Brohm	QB	1999
T.J. Rubley	QB	1996
Luke Prestridge	P	1979-83
Bobby Anderson	HB	1970-73
John McCormick	QB	1968
Tobin Rote	QB	1966

12

Tim Patrick	WR	2023
Montrell Washington	WR	2022
Mike Ford	CB	2021
Paxton Lynch	QB	2016-17
Andre Caldwell	WR	2013-15
Matthew Willis	WR	2009-12
Domenik Hixon	WR	2006-07
Charlie Adams	WR	2003
Gus Ferrette	QB	2000-01
Chris Miller	QB	1999
Shawn Moore	QB	1992-93
Ken Karcher	QB	1987-88
Craig Penrose	QB	1976-79
Charley Johnson	QB	1972-75
Al Pastrana	QB	1969-70
Gary Kroner	K	1965-67

13

Phillip Dorsett II	WR	2023
Michael Ojemudia	CB	2021-22
KJ Hamler	WR	2020
Trevor Siemian	QB	2015-17
Nathan Palmer	WR	2014
Keary Colbert	WR	2008
David Terrell	WR	2005
Danny Kanell	QB	2003-04
Jack Weil	P	1986

BRONCOS ALL-TIME NUMERICAL ROSTER, CONT.

Don Horn	QB	1971-72	Duke Dawson Jr.	CB	2019-20
Steve Tensi	QB	1967-70	Jamal Garter	S	2017-18
14			Justin Forsett	RB	2016
Courtland Sutton	WR	2018-23	Josh Bush	S	2014-15
Cody Latimer	WR	2014-17	Mike Adams	S	2012-13
Brandon Stokley	WR	2007-09, 12	Brian Dawkins	S	2009-11
Todd Devoe	WR	2005-06	Marlon McCre	S	2008
Nate Jackson	WR	2003-04	Travis Henry	RB	2007
Brian Griese	QB	1998-2002	Mike Bell	RB	2006
Bill Musgrave	QB	1995-96	Garrison Hearst	RB	2004
Dean May	QB	1987	Roosevelt Williams	CB	2003
Scott Stankavage	QB	1984, '86	Delvin Hughley	CB	2001
Norris Weese	QB	1976-79	Tory James	CB	1996, '98-99
John Hufnagel	QB	1974	Greg Lewis	RB	1992
Pete Liske	QB	1969-70	Darryll Jones	DB	1987
Mickey Slaughter	QB	1963-66	Kevin Clark	CB	1990-91
Don Smith	G	1967	Louis Wright	CB	1975-86
George Hunter Enis	QB	1962	Charles Greer	DB	1968-74
Skip Doyle	HB	1960	Billy Ray Fletcher	E	1966
15			Willie West	DB	1964
Jalen Virgil	WR	2022-23	Tommy Minter	HB	1962
Juwann Winfree	WR	2019	Daniel E. Smith	HB	1961
Hunter Sharp	WR	2017	Jerry Traynham	HB	1961
Marlon Brown	WR	2016	Henry Bell	HB	1960
Tim Tebow	QB	2010-11	21		
Brandon Marshall	WR	2006-09	Essang Bassey	CB	2023
Mike Clendenen	K	1987	K'Waun Williams	CB	2022
Jim Turner	K	1971-79	Ronald Darby	CB	2021
Marlin Briscoe	QB	1968	A.J. Bouye	CB	2020
Max Choboian	QB	1966	Tico Riddick	RB	2019
Jacky Lee	QB	1964-65	Su'a Cravens	S	2018
Philip Nugent	HB	1961	Aqib Talib	CB	2014-17
16			Ronnie Hillman	RB	2012-13
Wil Lutz	K	2023	André Goodman	CB	2009-11
Tyrie Cleveland	WR	2020-22	Tatum Bell	RB	2008
Isaiah McKenzie	WR	2018	Hamza Abdullah	S	2005-08
Bennie Fowler	WR	2015-17	Quentin Griffin	RB	2005
Caleb Hanie	QB	2012	Scott Turner	CB	2003
D'Andre Goodwin	WR	2011	KaRon Coleman	RB	2001-02
Chad Jackson	WR	2008	Chris Watson	CB	1999
Jake Plummer	QB	2003-06	Darrien Gordon	CB	1998
Tom Rouen	P	1993-2002	Randy Hilliard	CB	1994-97
Monte McGuire	QB	1987	Le-Lo Lang	CB	1993-93
Jeff Knapple	QB	1980	Earl Johnson	DB	1987
John Hufnagel	QB	1975	Myron Dupree	CB	1983
Mike Ernst	QB	1972	Randy Polt	DB	1975-77
Dick Wood	QB	1962	Randy Montgomery	CB	1971-73
George Herring	QB	1960-61	Bobby Burnett	RB	1969
17			Tommy Luke	LB	1968
Lil' Jordan Humphrey	WR	2023	Jesse Stokes	DB	1968
Corliss Waitman	WR	2022	Goldie Sellers	DB	1966-67
Travis Fulgham	WR	2021	Gerry Bussell	DB	1965
John Brown	WR	2021	Eugene Mingo	HB	1960-64
Daesean Hamilton	WR	2018-20	22		
Brock Osweiler	QB	2013-15, '17	Kareem Jackson	S	2019-23
Andre Caldwell	WR	2012	Tramaine Brock	CB	2018
Quan Cosby	WR	2011	C.J. Anderson	RB	2013-17
Britt Davis	WR	2010	Tracy Porter	CB	2012
Mitch Berger	P	2009	Syd'Quan Thompson	CB	2010-11
Glenn Martinez	WR	2007-08	Peyton Hillis	FB	2008-09
Darius Watts	WR	2004-05	Domonique Foxworth	CB	2005-07
Jarius Jackson	QB	2000-03	Quentin Griffin	RB	2003-04
Hugh Millen	QB	1994-95	Olandis Gary	RB	1999-2002
Steve DeBerg	QB	1981-83	Vaughn Hebron	RB	1996-98
Matt Robinson	QB	1980	Glyn Millburn	RB	1993-95
Larry Steele	P	1974	Alton Montgomery	S	1990-93
Scotty Glacken	QB	1966-67	Tony Lilly	S	1984-87
George Shaw	QB	1962	Aaron Kyle	DB	1980-82
18 (RETIRED)			Steve Haggerty	DB	1975
Peyton Manning	QB	2012-15	Fran Lynch	HB	1967-76
Frank Tripucka	QB	1960-63	Bobby Ply	DB	1967
19			Gerry Bussell	DB	1965
Marvin Mims Jr.	WR	2023	Elihu (Buddy) Allen	HB	1961
Chase Edmonds	RB	2022	David Ames	HB	1961
Seth Williams	WR	2021	Bob Stransky	HB	1960
Fred Brown	WR	2019-20	23		
Kalif Raymond	WR	2016	Fabian Moreau	CB	2023
Isiah Burse	WR	2014	Ronald Darby	CB	2022
Eddie Royal	WR	2008-11	Kyle Fuller	CB	2021
Taylor Jacobs	WR	2007	Michael Ojemudia	CB	2020
Brian Clark	WR	2006	Devontae Booker	RB	2016-19
Fred Steinfort	K	1979-81	Ronnie Hillman	RB	2014-15
Don Breaux	QB	1963	Quentin Jammer	CB	2013
20			Willis McGahee	RB	2011-12
Michael Burton	FB	2023	Renaldo Hill	S	2009-10
Darius Phillips	CB	2022	Andre Hall	S	2007-08
			Marques Anderson	CB	2005
			Willie Middlebrooks	CB	2001-04
			Jason Moore	S	1999

BRONCOS ALL-TIME NUMERICAL ROSTER, CONT.

Darrien Gordon	CB	1997	Kevin Clark	DB	1987-88
Ronnie Bradford	CB	1993-95	Maurice Harvey	DB	1978-'80
Sammy Winder	RB	1982-90	Tom Oberg	S	1968-69
Chris Pane	DB	1976-79	Charlie Mitchell	HB	1963-67
Billy Hardee	CB	1976			
Alfred Haywood	RB	1975	28		
George Hoey	DB	1975	Art Green	CB	2023
Maurice Tyler	S	1973-74	Latavius Murray	RB	2022
Steve Preece	S	1972	Damarea Crockett	RB	2021
Dickie Post	RB	1971	Royce Freeman	RB	2018-20
Drake Garrett	DB	1968-70	Jamaal Charles	RB	2017
Gene Sykes	DB	1967	Montee Ball	RB	2013-14
Goose Gosnolin	DB	1960-66	Quinton Carter	S	2011-12
24			Correll Buckhalter	RB	2009-10
Adam Jones	CB	2018	Michael Pittman	RB	2008
Champ Bailey	CB	2004-13	Jeff Shoate	CB	2007
Deltha O'Neal	CB	2000-03	Kenoy Kennedy	S	2000-04
Randy Fuller	CB	1994	Tito Paul	CB	1998
Wymon Henderson	CB	1989-91	Clifford Hicks	CB	1995
Tony Boddie	RB	1986-87	Butler By'not'e	RB	1994
Rick Parros	RB	1981-84	Gaston Green	CB	1991-92
Otis Armstrong	RB	1973-80	Elliot Smith	RB	1990
Butch Byrd	DB	1971	Jeremiah Castille	CB	1987-88
Booker Edgerson	CB	1970	Scott Caldwell	RB	1987
Phil Brady	S	1969	Roger Jackson	DB	1982-85
Hal Lewis	DB	1968	Cornell Gordon	CB	1970-72
Willie Brown	DB	1963-66	Jack Lentz	S	1967-68
Donald Allen	FB	1960	Abner Haynes	HB	1965-66
			Billy Atkins	DB	1964
			Bobby Gaiters	HB	1963
25			29		
Samaje Perine	RB	2023	Ja'Quan McMillian	CB	2023
Lamar Jackson	CB	2022	Faion Hicks	CB	2022
Melvin Gordon III	RB	2020-22	Bryce Callahan	CB	2019-21
Chris Harris Jr.	CB	2011-19	Bradley Roby	CB	2014-18
Tony Carter	CB	2009	Michael Huff	S	2013
Anthony Alridge	RB	2008	Jonathan Wilhite	CB	2011
Nick Ferguison	S	2003-07	Chevis Jackson	CB	2010
Denard Walker	CB	2002	Andre Brown	RB	2010
Eric Davis	CB	2001	Damien Nash	RB	2006
Darrius Johnson	CB	1996-99	Howard Griffith	FB	1997-2001
Charles Swann	DB	1994	Aaron Craver	RB	1995-96
Kip Corrington	S	1989-90	Charles Dimry	DB	1991-93
Roger Jackson	DB	1987	Barren Carrington	DB	1989
Daniel Hunter	CB	1985-86	Warren Marshall	RB	1987
Haven Moses	WR	1972-81	Wilbur Myers	S	1983
Ted Aflien	RB	1969	Bernard Jackson	DB	1977-80
Errol Prisby	DB	1967	Bill West	CB	1972
26			Wandy Williams	RB	1969-70
Devon Key	S	2023	Wendell Hayes	HB	1965
Mike Boone	RB	2021-22			
Kevin Toliver II	CB	2020	30		
Isaac Yiadom	CB	2015-19	Caden Sterns	S	2021-23
Darian Stewart	S	2015-18	Phillip Lindsay	RB	2018-20
Rahim Moore	S	2011-14	David Bruton Jr.	S	2009-15
Laurence Maroney	RB	2010	Cory Boyd	RB	2008
Ty Law	CB	2009	Mike Bell	RB	2007
Jack Williams	CB	2008-09	Terrell Davis	RB	1995-2002
Paul Smith	RB	2007	Steve Sewell	RB	1985-92
Tatum Bell	RB	2004-06	Jim Jensen	RB	1977-'79-80
Clinton Portis	RB	2002-03	Oliver Ross	RB	1973-75
Eric Brown	S	1998-2001	Cookie Gilchrist	RB	1967
Tim McKyer	CB	1997	Hewritt Dixon	FB	1963-65
Eric Thomas	CB	1995	Clarence Walker	HB	1963
Ben Smith	CB	1994			
Chris Hale	DB	1993	31		
Bobby Humphrey	RB	1989-91	Justin Simmons	S	2016-23
Lyle Prickens	DB	1987	Omar Bolden	CB/S	2012-15
Chris Brewer	RB	1984	Darcel McBeth	S	2009-10
J.T. Thomas	DB	1982	P.J. Pope	RB	2008
Larry Riley	DB	1977	Marvell Underwood	S	2007
Calvin Jones	CB	1973-76	Quentin Harris	S	2006
George Saines	S	1970-72	Kelly Herndon	CB	2002-04
Darrell Lester	FB	1965-66	Darryl Pounds	CB	2000
Tommy Janik	DB	1963-64	Derek Loville	RB	1997-99
Frank Quayle	RB	1969	Rondell Jones	S	1993-96
Don Coffey	E	1963	Victor Jones	RB	1992
27			Kerry Porter	RB	1990
Damarri Mathis	CB	2022-23	Mike Harden	CB	1980-88
Nate Hairston	CB	2021	Zachary Dixon	RB	1979
Will Parks	CB	2020	Mike Franckowiak	RB	1975-76
Davontae Harris	CB	2019-20	Bo Hickey	FB	1967
Brendan Langley	CB	2017-18			
Shaun Prater	CB	2015	32		
Jeremy Stewart	RB	2014	Delarrin Turner-Yell	S	2022-23
Knowshon Moreno	RB	2009-13	Ha Ha Clinton-Dix	WR	2021
Darrent Williams	CB	2005-06	LeVante Bellamy	RB	2020
Denard Walker	CB	2001	Andy Janovich	FB	2016-19
Terrell Buckley	CB	2000	Curtis Marsh	CB	2015
Steve Atwater	S	1989-98	Tony Carter	CB	2011-14

Perrish Cox	CB	2010	37			
LaMont Jordan	RB	2009		Riley Moss	CB	2023
Dré Bly	CB	2007-08		Marion Mack	RB	2022
Chris Young	S	2003-05		P.J. Locke	S	2020-21
Billy Jenkins	S	2000-01		Lorenzo Doss	CB	2015-17
Tony Veland	RB	1997		Jeremiah Johnson	RB	2011
Sammie Smith	RB	1992		Alex Haynes	RB	2008
Melvin Bratton	RB	1989-90		Calvin Lowry	S	2008
Calvin Thomas	RB	1988		Cecil Sapp	RB	2003-07
Joe Dudek	RB	1987		Tyrone Poole	CB	2002
Leonard Jones	DB	1987		Tony Carter	FB	2001
Tony Reed	RB	1981		Anthony Lynn	RB	1993, '97-'99
Jon Keyworth	RB	1974-80		Tim Hauck	S	1995-96
Dick Davis	RB	1970		Kevin Guidry	CB	1988
Garrett Ford	FB	1968		Steve Fitzhugh	DB	1987
Mike Kellogg	FB	1966-67		Steve Trimble	DB	1981-83
				Bob Wade	CB	1970
33				38		
Javonte Williams	RB	2021-23		Jaleel McLaughlin	RB	2023
Alijah Holder	S	2020		Shakial Taylor	CB	2019
De Angelo Henderson	RB	2017		Horace Richardson	CB	2018
Shiloh Keo	S	2015-16		Shamarko Thomas	S	2018
Duke Ihenacho	S	2012-13		Marcus Rios	CB	2017
Nate Jones	CB	2010		Quinton Carter	S	2013-14
Alphonso Smith	CB	2009		Andrew Pinnoch	FB	2008
Marquand Manuel	S	2008		Steve Cargile	S	2006-07
Ron Dayne	CB	2005		Mike Anderson	RB	2000-05
Jimmy Spencer	RB	2000-03		Reggie Rivers	RB	1991-96
John Avery	RB	1999		Bruce Plummer	DB	1987-88, '90
Dedrick Dodge	S	1997		Ben Norman	RB	1980
Rod Bernstine	RB	1993-95				
Robert Perryman	FB	1991-92		39		
Tony Dorsett	RB	1988-89		Dwayne Washington	RB	2023
Gene Lang	RB	1984-87		Rojesterman Farris	CB	2021
Lawrence McCutcheon	RB	1980		Mac McCain	CB	2021
Lonnie Perrin	RB	1978		Cyrus Jones	CB	2019
Jim Kick	RB	1976-77		Jamar Taylor	CB	2018
Joe Dawkins	RB	1971-73		Michael Hunter	CB	2017
Willis Crenshaw	FB	1970		Taurean Nixon	CB	2015-16
Hub Lindsey	QB	1968		Vernon Fox	S	2008-09
Wendell Hayes	HB	1966-67		Kyle Johnson	FB	2002-07
Justin Rowland	HB	1962		Ray Crockett	CB	1994-2000
Fred Bukaty	FB	1961		Robert Delpino	RB	1993
Pete Mangum	LB	1960		Darryl Russell	DB	1987
				Tom Smiley	RB	1969
34				Jesse Myles	RB	1983-84
JL Skinner	S	2023		Roland Solomon	CB	1981
Essang Bassey	CB	2020-22				
Will Parks	S	2016-19		40		
Marquice Cole	S	2013		Justin Strnad	ILB	2020-23
Kyle McCarthy	CB	2010-11		Juwan Thompson	RB	2014-16
Joshua Bell	S	2008		Jacob Hester	FB	2012
Cedric Cobbs	RB	2006		Austin Sylvester	S	2005-07
Reuben Droughns	RB	2002-04		Courme Cox	CB	2004
Raymond Braxton	RB	2000		Jeff Shoate	S	1999
Tyrone Harris	DB	1987-93, '95-'99		Darryl Hall	S	1993-94
Nathan Poole	DB	1982-83, '85, '87		Jeff Alexander	RB	1989, '92
Gus Hollomon	DB	1968-69		Martin Rudolph	DB	1987
Don Stone	FB	1961-64		Charlie West	DB	1978-79
Hardy Brown	LB	1960		Randy Rich	DB	1977
				Jack Gehrke	WR	1971
35				Grady Cavness	CB	1969
Ja'Quan McMillian	CB	2022		Ron Lamb	FB	1968
Kary Vincent Jr.	CB	2021		Brendan McCarthy	FB	1968-69
Jeremy Cox	FB	2020		Paul Carmichael	HB	1965
Dymonte Thomas	S	2017-18		Jay Dale Evans	HB	1961
Kapri Bibbs	RB	2014-16		Albert Carmichael	HB	1960-61
Lance Ball	RB	2010-12		Ted Wegert	FB	1960
Selvin Young	RB	2007-08				
Lenny Walls	CB	2002-05		41		
Jason Suttle	CB	1999-2000		Drew Sanders	LB	2023
John Granby	DB	1992		Anthony Harris	S	2022
Blake Ezor	RB	1990		Kenny Young	LB	2021
Ken Bell	RB	1986-89		Jamar Johnson	S	2021
Larry Canada	FB	1978-79, '81		De'Vante Bausby	CB	2019-20
Lonnie Perrin	RB	1977-78		Isaac Yiadom	CB	2018
Clem Turner	RB	1970-72		Jerrold Garcia-Williams	ILB	2017
Henry Jones	RB	1969		Cassius Vaughn	CB	2010-11
Jim Wright	HB	1964		Karl Paymah	CB	2005-08
Richard Dickinson	FB	1962-63		Johnathan Reese	RB	2004
Jim Sears	HB	1961		Deon Strother	RB	1994
Dave Rolle	FB	1960		Greg Lewis	RB	1991
				Rob Lytle	RB	1977-83
36				Leroy Mitchell	CB	1971-73
Tyler Badie	RB	2022-23		Eric Crabtree	FL	1966-68
Devine Ozigbo	RB	2022		George Burrell	S	1969
Trey Marshall	S	2018-20		Jerry Tarr	E	1962
Kayvon Webster	CB	2013-16		Bob McNamara	HB	1960-61
Jim Leonhard	S	2012				
Rafael Bush	S	2011		42		
Josh Barrett	S	2008-09		Nik Bonitto	OLB	2022-23
Frank Robinson	CB	1992-93		Curtis Robinson	ILB	2021
Mark Haynes	CB	1986-89		Parnell Motley	CB	2020
Billy Thompson	DB	1969-81		Mark Barron	ILB	2020
Jim Stinnette	DB	1961-62				
Red Brodnax	FB	1960				

BRONCOS ALL-TIME NUMERICAL ROSTER, CONT.

Casey Kreiter	LS	2016-19	George Coghill	S	1998-2001
Mario Fannin	RB	2011-12	Lionel Washington	CB	1995-96
Ryan Torain	RB	2008	Randy Robbins	DB	1984-91
Sam Brandon	S	2002-06	Earlie Thomas	DB	1975
Detron Smith	FB	1996-2001	John Pitts	S	1973-75
Leonard Russell	RB	1994	Dale Hackbart	SE	1973
Muhammad Oliver	CB	1992	Herman Lewis	D	1968
Charlie West	DB	1978	Alex Moore	RB	1968
Billy Van Heusen	WR	1968-76	Nemiah Wilson	DB	1965-67
Lonnie Wright	DB	1966-67			
Odell Barry	HB	1964-65			
Al Frazier	HB	1961			
Albert Romine	HB	1960			
43					
Ray Wilborn	LB	2022	Alex Singleton	ILB	2022-23
Harvey Langi	LB	2022	Jamar Johnson	S	2021
Micah Kiser	ILB	2021	Nate Hairston	CB	2020
Joseph Jones	ILB	2017-20	Alijah Holder	DB	2019
T.J. Ward	S	2014-16	Craig Mager	CB	2018
Heraña-Daze Jones	S	2008	Quentin Gause	ILB	2016
Roderick Rogers	S	2007-08	Chris Gronkowski	FB	2012
Izell Reese	S	2002	Matt Dominguez	TE	2001
Derrick Clark	RB	1994	Dennis Smith	S	1981-94
Steve Foley	DB	1976-86	Alvin Mitchell	S/WR	1970
Lonnie Hepburn	CB	1974	Neal Sweeney	FL	1967
Pete Jaquess	DB	1967-70	Glenn Glass	DB	1966
Bob Richardson	DB	1966			
Charles Marshall	CB	1962			
John Nocera	HB	1963			
Frank Bernardi	DB	1960			
44 (RETIRED)					
Floyd Little	HB	1967-75			
Miller Farr	DB	1965			
Bruce Starling	HB	1963			
45					
Nate Adkins	TE	2023	Jonas Griffith	ILB	2021-23
Alexander Johnson	ILB	2018-21	Patrick Morris	G/C	2019-20
Kevin Snyder	ILB	2017	Aaron Wallace	LB	2018
Thomas Gafford	LS	2016	Zaire Anderson	ILB	2016-17
Dominique Rodgers-Cromartie	CB	2013	Shaquil Barrett	OLB	2014
Quinn Johnson	FB	2011	J.D. Walton	C	2010-12
Roc Alexander	CB	2004-05	Ben Hamilton	G/C	2001-09
Gary Downs	RB	1995	Artie Ulmer	LB	1999
Richard Shelton	CB	1989	Jon Hesse	LB	1997
Steve Wilson	CB	1982-88	Ray Jacobs	LB	1994-95
Perry Smith	DB	1980-81	John Sullins	LB	1992
Jeff Severson	DB	1975	Jim Ryan	LB	1979-88
Bill Laskey	LB	1973-75	Bobby Maples	C	1972-78
Tom Cassese	DB	1967	Olen Underwood	LB	1971
Lew Scott	DB	1966	Carl Cunningham	LB	1967-70
Jim McMillin	DB	1964-65	Jerry Hopkins	LB	1963-66
John Sklopan	HB	1963	Pat Lamberti Jr.	E	1961
Goose Gonsoulin	DB	1960	Fred Broussard	C	1960
46					
Jacob Bobenmoyer	LS	2020-22			
Jeff Holland	OLB	2018			
Aaron Brewer	LS	2012-15			
Spencer Larsen	FB/LB	2008-11			
KaRon Coleman	RB	2000			
Bobby Micho	RB	1986			
Dave Preston	HB	1978-83			
John Rowser	DB	1974-76			
Terry Erwin	HB	1968			
Jim Summers	DB	1967			
John Griffin	HB	1964-66			
Norman Bass	DB	1964			
Bob Zeman	DB	1962-63			
Hardy Brown	LB	1960			
47					
Josely Jewell	ILB	2018-23			
Mike Mohamed	LB	2012			
John Lynch	S	2004-07			
Ryan McNeil	CB	2003			
Darius Clark	S	2000-01			
David Poole	DB	1993			
Gerald Willhite	RB	1982-88			
George Atkinson	DB	1979			
Tony Harris	WR	1972			
Paul Martha	S	1970			
James Smith	S	1969			
John McGeever	DB	1962-65			
48					
Mitchell Fraboni	LS	2022-23	Wyatt Ray	LB	2022
Andre Mintze	OLB	2021	Netane Muti	G	2020-22
Derrek Tuszka	OLB	2020	Justin Hollins	LB	2019
Shaquil Barrett	OLB	2015-18	Corey Nelson	LB	2014-17
Mike Leach	TE/LS	2002	Wesley Woodyard	LB	2011-13
			Jason Hunter	LB/DE	2010
			Louis Green	LB	2008
			Ian Gold	LB	2000-03, '05-'07
			D.J. Williams	LB	2004
			David Bowens	LB	1999
			Dave Garnett	LB	1995
			Richard Harvey	LB	1994
			Jeff Mills	LB	1990-93
			Ken Woodard	LB	1982-86
			Dan MacDonald	LB	1987
			Greg Bracelin	LB	1980
			Mike Montier	C	1977
			Randy Gradishar	C	1974-75
			Ray Kubala	C	1964-67
			Frank Jackunas	C	1963
			James Barton	C	1961-62
			Frank Kuchta	C	1960

53	Jonathan Cooper	OLB	2021-22	Jeremy Mincey	DE	2013
	Austin Calitro	ILB	2020	Adrian Robinson	LB	2013
	Deiontrez Mount	OLB	2017-18	Keith Brooking	LB	2012
	James Ferentz	C	2015-16	Mario Haggan	LB	2008-11
	Steven Johnson	LB	2012-14	Jordan Beck	LB	2007
	Mike Mohamed	LB	2011	Jashon Sykes	LB	2003-04
	Diyral Briggs	LB	2010	Allen Aldridge	LB	1994-97
	Niko Koutouvides	LB	2008	Dave Wyman	LB	1993
	Louis Green	LB	2004-07	Mark Murray	LB	1991
	Johnny Rutledge	LB	2003	Ty Allert	LB	1990
	Bill Romanowski	LB	1996-2001	Mike Ruether	C	1988-89
	Danté Jones	LB	1995	Matt Smith	LB	1987
	Anthony Thompson	LB	1990	Tom Jackson	LB	1973-86
	Randy Gradishar	LB	1976-83	Bob Geddes	LB	1972
	Ken Criter	LB	1971-74	Fred Forsberg	LB	1968, '70-73
	Roger LeClerc	C	1967	John Huard	LB	1967-69
	Don Gulseth	LB	1966			
	Tom Erlandson	LB	1962-65	58		
	Bob Hudson	LB	1960-61	Von Miller	LB	2011-21
54	Jake Martin	OLB	2022	Kevin Alexander	LB	2010
	Wade Barrington	ILB	2021	Nate Webster	LB	2006-08
	Josh Watson	ILB	2019-20	Terry Pierce	LB	2003-04
	Brandon Marshall	LB	2013-18	Steve Ruis	LB	1999-2000
	C. J. Davis	C/G	2012	Elihan Alexander	LB	1992-95
	David Binn	LS	2011	Scott Curtis	LB	1989-90
	Lee Robinson	LB	2010	Tim Lucas	LB	1987
	Andra Davis	ILB	2009	Steve Busick	LB	1981-85
	D. D. Lewis	LB	2007	Rob Nairne	LB	1977-80
	Patrick Chukwurah	LB	2003, '05-06	Phil Olsen	C	1975-76
	Lee Woodall	LB	2001	Tom Graham	LB	1973-74
	Nate Wayne	LB	1998-99	Bill McKoy	LB	1970-72
	Britt Hager	LB	1995-96	Frank Richter	LB	1967-69
	Mitch Donahue	LB	1993-94	Jack Work	LB	1960
	Keith Traylor	LB	1991-92			
	Keith Bishop	C	1980, '82-89	59		
	Richard Baska	LB	1976-77	Thomas Incoom	OLB	2023
	Mike Lemon	LB	1975	Dakota Allan	ILB	2022
	Ralph Cindrich	LB	1974	Malik Reed	OLB	2019-21
	Chip Myrtle	LB	1967-72	Vontarius Dora	OLB	2016
	Ron Sbranti	LB	1966	Danny Trevathan	LB	2012-15
	Ed Cummings	LB	1965	Brian Iwuh	LB	2011
	Larry Jordan	LB	1964	Wesley Woodyard	ILB	2008-10
	Ed (Wahoo) McDaniel	LB	1961-63	Taylor Whitley	G	2005
55				Donnie Spragan	LB	2002-04
	Frank Clark	OLB	2023	Glenn Cadrez	LB	1995-2000
	Bradley Chubb	OLB	2018-22	Brett Wallerstedt	LB	1994
	Dillon Day	C	2017	Tim Lucas	LB	1987-93
	Lerentee McCray	LB	2014-15	Kirk Dodge	LB	1987
	D. J. Williams	LB	2005-12	Darren Comeaux	LB	1982-86
	Patrick Chukwurah	LB	2004	Mark Merrill	LB	1981-82
	Keith Burns	LB	2000-03	Joe Rizzo	LB	1974-80
	Ken Brown	LB	1995	Larry Kaminski	C	1966-73
	Glenell Sanders	LB	1994			
	John Kacherski	LB	1992	60		
	Rick Dennison	LB	1982-90	Luke Wattenberg	C	2022-23
	Bryant Winn	LB	1987	Connor McGovern	G/C	2016-19
	Art Smith	C	1980	Steve Vallos	C	2013
	Ken Brown	C	1979	John Engelberger	DE	2005-08
	Godwin Turk	LB	1976-78	K. C. Jones	C	1998-2000
	Pete Duranko	DE	1967-70, '72-74	Joe Burch	C	1994
	Archie Matsos	LB	1966	Nick Subis	G	1991
	Mary Matuszak	LB	1964	Gerald Perry	G	1988-90
	Jim Fraser	LB	1962-63	Paul Howard	G	1973-75, '77-86
56				Bob Young	G	1966-70
	Baron Browning	OLB	2021-23	Ernie Park	G	1966
	Corey Nelson	ILB	2019	Charlie Parker	G	1965
	Shane Ray	OLB	2015-18	Ken Adamson	G	1960-62
	Nate Irving	LB	2011-14			
	Robert Ayers	LB/DE	2009-10	61		
	Al Wilson	LB	1999-2006	Graham Glasgow	G	2020-22
	Keith Burns	LB	1994-98	Matt Paradis	C	2015-18
	Michael Brooks	LB	1987-92	Gerard Warren	DT	2005-06
	Mike Knox	LB	1987	Ellis Johnson	DT	2004
	Aaron Smith	LB	1984	Eric Floyd	G	1995
	Larry Evans	LB	1976-82	Bob Meeks	G	1992-94
	Ray May	LB	1973-75	Andre Townsend	DE	1984-90
	Don Parish	LB	1972	Ariand Thompson	G	1980
	Dave Washington	LB	1971	Tom Lyons	G	1971-76
	Jay Bachman	C	1969-70	Bob Vaughan	G	1968
	Walter Highsmith	C	1968	Bill Keating	DT	1966-67
	Dave Behrman	C	1967	Charles Gavin	DE	1960-63
	John Bramlett	LB	1965-86			
	Jim Price	LB	1964	62		
57				Casey Wiegmann	C	2008-09
	Ben Niemann	ILB	2023	Chris Myers	C/G	2005-07
	Billy Turner	OL	2022	Dan Neil	C/G	1997-2004
	Pita Taumoepeau	OLB	2021	Jeff Davidson	G	1990-92
	DeMarcus Walker	OLB/DE	2017-20	Mike Freeman	G	1984, '86-87
	Dekoda Watson	OLB	2016	Tom Glassic	G	1976-83
	Lamin Barrow	LB	2014	Brian Goodman	G	1975
				Jerry Inman	DT	1966-71
				Ernie Barnes	G	1963-64
				Jerry Stalcup	LB	1961-62
				Jim Eitrid	LB	1961
				Vaughn (Buddy) Alliston	LB	1960
				Jack Davis	T	1960

BRONCOS ALL-TIME NUMERICAL ROSTER, CONT.

63				68			
Alex Palczewski	T	2023	Elijah Wilkinson	T	2017-20		
Ben Garland	G	2014	Ryan Harris	T	2015		
Jeff Byers	OL	2010	Zane Beadles	OL	2010-13		
Dewayne Robertson	DT	2008	Steven Harris	DT	2007		
Amon Gordon	G	2007	Mario Fatafeh	DT	2003-04		
Tim Stuber	G	2004	Reggie McElroy	T	1995-96		
David Diaz-Infante	G/C	1996-98, 2001	Russell Freeman	T	1992-94		
Richard Mercier	G	2000	Crawford Ker	G	1991		
Sean Farrell	G	1990-91	Brad Henke	DE	1989		
Mark Cooper	G	1983-87	Larry Lee	C	1987		
Laval Short	DT	1980	Rubin Carter	DT	1975-86		
John Grant	DE	1973-79	Larron Jackson	G	1971-74		
Dave Costa	DT	1967-71	Steve Alexakos	G	1970		
Melwood Guy	G	1961-62	Sam Brunelli	G	1966		
Dave Strickland	G	1960	Tom Nomina	T	1963-65		
64				69			
J.J. Dielman	G	2017	Mike McGlinchey	T	2023		
Shelley Smith	G	2015	Tom Compton	OL	2022		
Will Montgomery	C	2014	Jake Rodgers	T	2019-20		
Philip Blake	C/G	2012	Evan Mathis	G	2015		
Stanley Daniels	G	2010	Eric Olsen	OL	2010		
Erik Pears	T	2006-08	P.J. Alexander	T	2003-05, '07		
Lennie Friedman	T	2000-02	Michael Moore	G	2001-02		
Ralph Tamm	G/C	1995-96	Mark Schlereth	G	1995-2000		
Jon Melander	G/T	1993-94	Darrell Hamilton	T	1989-91		
Scott Beavers	G	1990	David Jones	OL	1987		
Billy Bryan	C	1977-88	Tony Colorito	NT	1986		
Harvey Goodman	G	1976	Brison Manor	DE	1984		
Mike Schnitker	G	1969-74	70				
George Gaiser	T	1968	Bobby Massie	T	2021		
Sam Brunelli	G	1967	Ja'Wuan James	T	2019		
John Hohman	G	1965-66	Sam Jones	G/C	2018		
Bud McFadin	DT	1960-63	Billy Turner	G	2016		
65				71			
Ron Leary	G	2017-19	Robert Myers Jr.	G	2015		
Louis Vasquez	G	2013-15	Vinston Painter	T	2013		
Manny Ramirez	C/G	2011-12	Malik Jackson	DE	2012		
Cooper Carlisle	T	2000-06	Seth Olsen	G	2009		
Gary Zimmerman	T	1993-97	Montrae Holland	G	2007		
Monte Smith	G	1989	Tyson Clabo	G	2004		
Walt Bowyer	DE	1983-84, '87-88	Trey Teague	T	1998-2001		
Glenn Hyde	G	1976-81	Jamie Brown	T	1995-97		
LeFrancis Arnold	G/C	1974	Brian Sochia	NT/DE	1991-92		
Lloyd Voss	T	1972	Dave Studdard	T	1979-88		
Jay Bachman	C	1968, '70-71	Paul Smith	DT	1968-78		
Walter Highsmith	C	1969	Charlie Janerette	DT	1964-65		
George Tarasovic	DE	1967	Donald King	E	1960		
Don Shackelford	DE	1964	72				
John Denvir	G	1962	Elijah Garcia*	DL	2022		
Joe Young	E	1960-61	Austin Schlottman	G/C	2019-21		
66				73			
Dalton Risner	G	2019-22	Donald Stephenson	T	2016-17		
Jared Veldheer	T	2018	Paul Cornick	T	2014		
Manny Ramirez	C/G	2013-14	Russ Hochstein	OL	2009-11		
Lonie Paxton	LS	2009-11	Chad Mustard	TE/T	2007		
Tom Nalen	C	1994-2008	Blake Brockermeyer	T	2002-03		
Chuck Johnson	C	1992-93	Melvin Tuten	NT	1999-2000		
Jim Juriga	C	1988-90	Greg Kragen	NT	1985-93		
Carlos Scott	NT	1987	Jack Peavay	OL	1987		
Scott Garnett	NT	1984	Claudie Minor	T	1974-82		
Brison Manor	DE	1977-83	Wallace Dickey	T	1968-69		
Jim O'Malley	LB	1973-75	Jim Perkins	T	1962-64		
Bill Cottrell	G	1972	Art Hauser	G	1961		
Larry Cox	DT	1966-67	Willie Smith	T	1960		
John Cash	E	1961-62	<i>*wore #71 for one game: vs. Kansas City (12/11/22)</i>				
67				74			
Christian DiLauro	T	2022	Garett Bolles	T	2017-23		
Sam Brenner	T	2015	John Moffitt	G	2013		
Dan Koppen	C	2012	Ryan Harris	T	2011		
D'Anthony Batiste	T	2010	Herb Taylor	T	2009		
Kory Lichtensteiger	C	2008	Pat Murray	G	2008		
Mark Campbell	DT	1996	Isaac Snel	G	2007		
Ken Lanier	G	1994	George Foster	T	2003-06		
Doug Widell	T	1989-92	Brandon Winey	T	2001		
John Avers	G	1987	Ernest Jones	DE	1996-97		
Dean Miraldi	T	1985	Keith Kartz	C	1987-94		
Glenn Hyde	G	1984-85	Marsharne Graves	T	1984		
Keith Uecker	T	1982-83	Don Latimer	DT	1978-83		
Steve Schindler	G	1977-78	Wayne Hammond	DT	1976		
Carl Schaukowitch	G	1975	Bob Kampa	DT	1974		
George Goeddeke	G	1967-72	Sam Brunelli	G	1968-71		
Robert McCullough	G	1962-65	Richard Tyson	G	1967		
Jack Simpson	LB	1961	Jerry Sturm	G	1961-66		
John Hatley	T	1960	Harold Smith	C	1960		

73

Cam Fleming	T	2021-23
Sylvester Williams	DL	2020
Allen Barbre	G	2017
Russell Okung	T	2016
Max Garcia	G	2015
Chris Kuper	G	2006-13
Cyron Brown	DE	1998-99
Scott Adams	T	1997
Simon Fletcher	LB	1985-95
Kevin Belcher	T	1987
Shawn Hollingsworth	T	1983
Kelvin Clark	T	1979-81
Henry Allison	T	1977
Martin Imhof	DE	1976
Stan Rogers	T	1975
Mike Askea	T	1973
Walter Barnes	DE	1969-71
Pat Matson	G	1966-67
Isaac Lassiter	E	1962-64
Robert Konovsky	E	1961
Gordon Holz	DT	1960

74

Ben Powers	G	2023
Justin Hamilton	DT	2021
Nico Falah	G/C	2018-19
Ty Sambrallo	T	2015-16
Orlando Franklin	T/G	2011-14
Ryan Harris	T	2007-10
Cornell Green	T	2004-05
Ephraim Salaam	T	2002-03
Evan Pilgrim	OL	1999
Harry Swayne	T	1997-98
Bill Schultz	T	1995
Harvey Salem	T	1991
Bill Lobenstein	DL	1987
Dan Rensberg	T	1986-87
Winford Hood	T	1984-85
Jerry Baker	G	1983
Andy Maurer	T	1977
Scott Parrish	OT	1976
Mike Current	T	1967-75
Lee Bernet	T	1965-66
Frank Atkinson	DE	1964
Gordon Holz	DT	1960-63

75

Quinn Bailey	T	2019-23
Gino Gradkowski	C	2018
Menelik Watson	T	2017
Chris Clark	T	2010-14
Chris Baker	DL	2009
Adam Meadows	T	2006
Monsanto Pope	DT	2002-05
Brian Habib	T	1993-97
Rulon Jones	DE	1980-88
Kit Lathrop	DE	1979
Bill Bain	T	1976, '78
Ed Smith	DE	1973-75
Rick Sharp	T	1972
Roger Shoals	T	1971
Rex Mirich	DE	1967-69
Eldon Danenhauer	T	1960-65

76

Alex Forsyth	C	2023
Calvin Anderson	T	2019-22
Max Garcia	G	2016-18
Tyler Polumbus	T	2015
Marvin Austin Jr.	DT	2014
Tony Hills	T	2011
Jamal Williams	NT	2010
Tyler Polumbus	T	2008-09
Kenard Lang	DE	2006
Broderick Thompson	T	1995-96
Kirk Scraftford	T	1993-94
Ken Lanier	T	1981-92
Tom Neville	T	1978
Randy Moore	DT	1976
Tom Drougas	T	1974
Steve Coleman	DE	1974
Tom Domres	DT	1971-72
Gordon Lambert	LB	1968
Bob Breitenstein	T	1965-67
Harold Olson	T	1963-64
Leo T. Reed	T	1961
Jack Mattox	E	1960
William Yelverton	E	1960
William Danenhauer	E	1960

77

Quinn Meinerz	G	2021-23
Timmy Jernigan	DL	2020
Kyle Peko	NT	2019
Billy Turner	G	2017-18

Darrion Weems	T	2016
Winston Justice	T	2013
Brodrick Bunkley	DT	2011
Brandon Gorin	T	2009
Dylan Gandy	G	2008
Larry Birdline	DE	2007
Dwayne Carswell	G	2005
Tony Jones	T	1997-2000
Karl Mecklenburg	LB	1983-94
Greg Boyd	DE	1980-82
Lyle Alzado	DE	1971-78
Alden Roche	DE	1970
Larry Cox	DT	1968
Jim Thompson	DT	1965
Dick Guesman	T/K	1964
Anton Peters	T	1963
Jack Mattox	T	1962
Carl James Larpenter	G	1960-61

78

Will Sherman	T	2022
Drew Himmelman	T	2021
Demar Dotson	T	2020
Ahtyba Rubin	NT	2017
Ryan Clady	T	2008-15
Matt Lepsis	T	1998-2007
Larry Jackson	DE	1995
Don Maggs	DE	1993-94
Archie Harris	OL	1987
Winford Hood	QG	1986-88
Rich Stachowski	DE	1983
Brian Clark	T	1982
Bruce Radford	DE	1979
Marv Montgomery	LB	1971-76
Ken Criter	LB	1969-70
Jim White	DE	1976
Tom Cichowski	DT	1968-69
Marvin Davis	DE	1966
Leroy Moore	DE	1964-65

79

Lloyd Cushenberry III	C	2020-23
Cyrus Kouandjio	T	2017-18
Michael Schofield	DL	2014-16
Marcus Thomas	DT	2007-11
Steve Herndon	G	2001-03
Chris Banks	G	1998-99
Jumpy Geathers	DT	1996
Dave Widell	G	1990-94
Stefan Humphries	G	1987-88
Steve Bryan	LB/DE	1987
Barney Chavous	DE	1973-85
Carter Campbell	DE	1971
John Gonzaga	G	1966

80

Greg Dulcich	TE	2022-23
Rico Gafford	WR	2021
Jake Butt	TE	2017-20
Vernon Davis	TE	2015
James Casey	TE/FB	2015
Julius Thomas	TE	2011-14
Rod Smith	WR	1995-2007
Tony Kimbrough	WR	1993-94
Mark Jackson	WR	1986-92
Shane Swanson	WR	1987
Ray Alexander	WR	1984
Rick Upchurch	WR	1975-83
Jerry Simmons	WR	1971-74
Tom Buckman	TE	1969
Jimmy Jones	WR	1968
Dan LaRose	DE	1966
Ed Cooke	DE	1964-65
Ron Nery	E	1963
Tom Rychlec	E	1963

81

Tre'Quan Smith	WR	2023
Tim Patrick	WR	2018-21
Owen Daniels	TE	2015
Joel Dressens	TE	2012-13
Dante Rosario	TE	2011
Richard Quinn	TE	2009-10
Nate Jackson	TE	2007-08
Charlie Adams	WR	2004-06
Chris Cole	WR	2003
Keith Poole	WR	2001
Scottie Montgomery	WR	2000
Andre Cooper	WR	1999-2000
Patrick Jeffers	WR	1997
Todd Kinchen	WR	1996
Mike Pritchard	WR	1994-95
Barry Rose	WR	1993
Kitrick Taylor	WR	1993
Shannon Sharpe	WR	1990-91
Steve Watson	WR	1979-87

BRONCOS ALL-TIME NUMERICAL ROSTER, CONT.

Bob Adams	TE	1975	Robert Brooks	WR	2000
Billy Masters	TE	1970-74	Chris Doering	WR	1999
Dave Washington	TE	1968	Willie Green	TE	1997-98
Max Letzow	DE	1965-66	Jeff Wilner	TE	1995
Bill Jessup	E	1960	Derek Russell	WR	1991-94
82			Tim Stallworth	WR	1990
Adam Trautman	TE	2023	Chris Woods	WR	1989
Eric Saubert	TE	2021-22	Rick Massie	WR	1987-88
Jeff Heuerman	TE	2015-19	Joey Hackett	TE	1986
Dan Gronkowski	TE	2010	Mike Barber	TE	1985
Darrell Jackson	WR	2008	Don Summers	TE	1984-85
Stephen Alexander	TE	2005-07	Ron Egloff	TE	1977-83
Adrian Madise	WR	2003-04	John Mosier	TE	1971
Kevin Kasper	WR	2001-02	Tom Beer	TE	1967-69
Billy Miller	WR/TE	1999-2000	Larry Jordan	LB	1962
Marcus Nash	WR	1998-99	James Greer	E	1960
David Gamble	WR	1997	86		
Patrick Jeffers	WR	1996	Freddie Swain	WR	2022
Vance Johnson	WR	1985-93, '95	Austin Traylor	TE	2017
Tony Kimbrough	WR	1993	John Phillips	TE	2016
Laron Brown	WR	1987	Dominique Jones	TE	2014
Zach Thomas	WR	1983-84	Daniel Fells	TE	2011
Orlando McDaniel	WR	1982	Edell Shepherd	WR	2008
Larry Brunson	WR	1980	Brian Clark	TE	2007
Jack Dolbin	WR	1975-79	Patrick Hape	TE	2001-04
Otto Stowe	WR	1974	Byron Chamberlain	TE	1995-2000
Dwight Harrison	WR	1971-72	Jeff Campbell	WR	1994
Dave Pivec	TE	1969	Arthur Marshall	WR	1992-93
Robert Scarpitto	WR/P	1962-67	Barry Johnson	WR	1991
83			Chris Verniust	TE	1990
Michael Bandy	WR	2023	Pat Kelly	TE	1988
Andrew Beck	FB	2019-22	Mitch Andrews	TE	1987
Matt LaCosse	TE	2017-18	Butch Johnson	WR	1984-85
A.J. Derby	TE	2016-17	Dean Barnett	TE	1983
Wes Welker	WR	2013-14	Emery Moorehead	WR	1980
Mike Leach	TE/LS	2003-08	John Schultz	WR	1978
Scottie Montgomery	WR	2001-02	Marv Frazier	WR	1973-75
Travis McGriff	WR	1999-2001	Jim Krieg	WR	1972
Justin Armour	WR	1998	Jerry Hendren	WR	1970
Willie "Flipper" Anderson	WR	1997	Bobby Moten	TE	1968
Anthony Miller	WR	1994-96	Stan Fanning	DE	1964
Melvin Bonner	WR	1993	Don Carothers	E	1960
Michael Young	WR	1989-92	87		
Sam Graddy	WR	1987-88	David Sills V	WR	2023
Rick Massie	WR	1987	Eric Tomlinson	TE	2022
John Sawyer	TE	1983-84	Noah Fant	TE	2019-21
Wade Manning	WR	1981-82	Jordan Taylor	WR	2016-18
Jim Whalen	TE	1970-71	Eric Decker	WR	2010-13
Dave Washington	TE	1968	Jeb Putzier	TE	2008
Ray Jacobs	DT	1963-66	David Kircus	WR	2006
Don Joyce	E	1962	Ed McCaffrey	WR	1995-2003
John Pyeatt	HB	1960	Cedric Tillman	WR	1992-94
84			Paul Green	TE	1989
Chris Manhertz	TE	2023	Pat Kelly	TE	1989
Troy Fumagalli	TE	2018-20	Jason Johnson	WR	1988
Isaiah McKenzie	WR	2017	Bobby Micho	RB	1986-87
Henry Krieger-Coble	WR	2016	James Wright	TE	1980-85
Mitchell Henry	TE	2015	Bill Larson	TE	1980
Jacob Tamme	TE	2012-14	Bob Moore	TE	1978
Brandon Lloyd	WR	2009-11	Boyd Brown	TE	1974-76
Javon Walker	WR	2006-07	John Hoffman	DE	1972
Wesley Duke	TE	2005	Rich Jackson	DE	1967-72
Shannon Sharpe	TE	1992-99, 2002-03	Lionel Taylor	E	1960-66
Chris Cole	WR	2000-01	88		
Ricky Nattiel	WR	1987-91	Nick Vannett	TE	2020
Clint Sampson	WR	1983-86	Demaryius Thomas	WR	2010-18
Vince Kinney	WR	1978-79	Tony Scheffler	TE	2006-09
John Schultz	WR	1976-77	Jeb Putzier	TE	2002-05
Gene Washington	WR	1973	Desmond Clark	TE	1999-2001
Rod Sherman	WR	1972	Sir Mawn Wilson	WR	1997
Mike Haffner	E	1968-70	Mike Sherrard	WR	1996
Lou Andrus	LB	1967	Jerry Evans	TE	1993-95
Jason Franco	E	1966	Russell Payne	TE	1987
Jim Thibert	LB	1965	Clarence Kay	TE	1984-91
Matt Snorton	TE	1964	Riley Odoms	TE	1972-83
Jack Hill	HB	1961	Al Denson	FL	1964-70
Albert Day	T	1960	Eugene Prebota	E	1961-63
85			Pat Epperson	E	1960
Lucas Krull	TE	2023	89		
Albert Okwuegbunam	TE	2020-22	Brandon Johnson	WR	2022-23
Temarrick Hemingway	TE	2018	David Moore	WR	2021
Virgil Green	TE	2011-17	Austin Fort	TE	2019
Daniel Coats	TE	2010	Brian Parker	TE	2018
Chad Mustard	TE/T	2006-08	Richard Gordon	TE	2015
Ashley Lelie	WR	2002-05	Daniel Graham	TE	2007-10
Phil McGoghan	WR	2001	Nate Jackson	TE	2005-06
Eddie Kennison	WR	2001	Dwayne Carswell	TE	1994-2004
Chafie Fields	WR	2000	Reggie Johnson	TE	1991-93

Kerry Locklin	TE	1987	Anton Palepoi	DE	2004
Orson Mobley	TE	1986-90	Kavika Pittman	DE	2000-02
Keli McGregor	TE	1985	Paul Grasmanis	DE	1999
Dave Logan	WR	1984	Marvin Washington	DT	1998
Clay Brown	TE	1983	Michael Dean Perry	DT	1995-97
Gordon Bowdell	WR	1971	Alphonso Taylor	LB	1993
John Embree	WR	1969-70	Jeroy Robinson	LB	1990
Andre White	TE	1967	Steve Bryan	LB/DE	1987-88
Max Wettstein	E	1966	Tim Joiner	LB	1987
Gary Henson	E	1964			
Bill Groman	HB	1963			
Kenneth Carpenter	E	1960			
90			96		
Jonathan Kongbo	OLB	2022	Tyler Lancaster	NT	2023
DeShawn Williams	DL	2020	Eyioma Uwazurike	DL	2022
Billy Winn	DE	2019	Shelby Harris	DE	2017-21
Kyle Peko	NT	2016-17	Vance Walker	DE	2015-16
Antonio Smith	DE	2015	Mitch Unrein	DE	2011-14
Shaun Phillips	DE	2013	Tim Crowder	DT	2007-08
Jason Hunter	DE	2011-12	Michael Myers	DT	2005-06
David Veikune	LB/DE	2010	Dorsett Davis	DT	2002-04
Kenny Peterson	DL	2006; '08-'09	Harald Hasselbach	DE	1994-2000
Paul Carrington	DL	2007	Kenny Walker	DE	1991-92
Darius Holland	DT	2003-04	Jake McCullough	DE	1989-90
Jerry Johnson	DT	2000-01			
Neil Smith	DE	1997-99	97		
Dan Williams	DE	1993-96	D.J. Jones	DT	2022
Ron Holmes	DE	1989-92	Jeremiah Attaochu	OLB	2019-20
Freddie Gilbert	DE	1986-88	Billy Winn	DE	2016-17
91			Malik Jackson	DE	2013-15
Matt Henningsen	DE	2022-23	Justin Bannan	DL	2010, '12
Stephen Weatherly	OLB	2021	Le Kevin Smith	DL	2009
Anthony Chickillo	OLB	2020	Boss Bailey	LB	2008
Deyon Sizer	DL	2019	Kenny Peterson	DE	2007
Edebiati, Kasim	OLB	2017	Simeon Rice	DE	2007
Robert Ayers	DE	2011-13	Demetrin Veal	DE	2004-06
Ronald Fields	DL	2009-10	Keith Washington	DE	2001-02
Ebenezer Ekuban	DE	2005-08	Mike Lodish	DE	1995-2000
Chester McGlockton	DT	2001-02	Darren Dроздов	DT	1993-94
Alfred Williams	DE	1996-99	Karl Mecklenburg*	LB	1992
Troy Wilson	DE	1995	Bruce Klostermann	LB	1987-89
Wilfie Oshodin	DE	1992-95	<i>*wore #97 for one game: at Los Angeles (11/22/92)</i>		
Warren Powers	DE	1989-91	98		
Jeff Tupper	DL	1987	Mike Purcell	DL	2019-23
92			Tyrrique Jarrett	NT	2017
Jonathan Harris	DL	2019, '21-23	Darius Kilgo	NT	2015-16
Zach Kerr	DE	2017-18	Terrance Knighton	DT	2014
Sylvester Williams	NT	2013-16	Sione Fua	DT	2013
Elvis Dumervil	LB/DE	2006-12	Sealver Siliga	DT	2012
Marco Coleman	DE	2004	Ryan McBean	DL	2009-11
Bertrand Berry	DE	2001-03	Josh Mallard	DT	2007
Lester Archambeau	DE	2000	Courtney Brown	DE	2005-06
Dave Wyman	LB	1994-95	Reggie Hayward	DE	2001-04
Ron Geater	DE	1992	Maa Tanuvasa	DT/DE	1995-2000
Alphonso Carreker	DE	1989, '91	Ted Washington	NT	1994
93			Ricky Hunley	LB	1984-87
D.J. Jones	DT	2023	99		
Dre'Mont Jones	DE	2019-22	Zach Allen	DE	2023
Jared Crick	DE	2016-17	DeShawn Williams	DL	2022
Quanterus Smith	DE	2014	Shamar Stephen	DL	2021
Nic Clemons	DT	2008	Jurrell Casey	DL	2020
Antwon Burton	DT	2006-07	Adam Gotsis	DE	2016-19
Trevor Pryce	DE/DT	1997-2005	Kevin Vickerson	DL	2010-13
James Jones	DE	1995	Vonnie Holliday	DL	2009
Ronnie Haliburton	LB	1990-92	Alvin McKinley	DT	2007
94			Raylee Johnson	DE	2004
Keondre Coburn	DT	2023	Daryl Gardener	DT	2003
Aaron Patrick	OLB	2021-22	Montae Reagor	DE	1999-2002
Ahmad Gooden	OLB	2019	Seth Joyner	LB	1998
Domata Peko Sr.	NT	2017-18	David Richie	DT	1997
DeMarcus Ware	DE/OLB	2014-16	Shane Dronett	DT	1992-95
Terrance Knighton	DT	2013	David Galloway	DE	1990
Ty Warren	DT	2011-12	Shawn Knight	NT	1988
Louis Leonard	DL	2010	Ray Woodard	DE	1987
Jarvis Moss	OLB/DE	2007-10			
Luther Elliss	DT	2004			
Luis Almanzar	DT	2003			
Lional Dalton	DT	2002			
Leon Lett	DT	2001			
Keith Traylor	DT	1997-2000			
Jeff Robinson	DE	1993-96			
Jim Szymanski	DE	1991-92			
95					
Elijah Garcia	DL	2022-23			
McTelvin Agim	DL	2020-21			
Derek Wolfe	DE	2012-19			
Derrick Harvey	DE	2011			
Darrell Reid	OLB/DE	2009			
Josh Shaw	DT	2008			
Sam Adams	DT	2007			
Marco Coleman	DE	2005			

BRONCOS ALL-TIME PRACTICE SQUAD ROSTER

List includes players who spent time on the practice/developmental squad since its creation in 1989.

Key: *Made team's 53-man roster during a season; **Became a starter for the Broncos; †Made at least one Pro Bowl with the Broncos; **Current players.**

BY NAME			
A			
Joe Abdullah	RB	Pacific	1997
Charlie Adams**	WR	Hofstra	2002-03
McTelvin Agim*	DL	Arkansas	2022
Jeremy Akers	G	Notre Dame	1999
Curtis Alexander	RB	Alabama	1998
Kevin Alexander*	LB	Clemson	2010
Luis Almanzar*	DT	Southwest Missouri St.	2003
Zaire Anderson**	LB	Nebraska	2015
Ka John Armstrong	T	Eastern Michigan	2019
Mark Asper*	T	Oregon	2014
Matthias Askew*	DT	Michigan State	2008
B			
Tyler Badie*	RB	Missouri	2023
Quinn Bailey**	T	Arizona State	2020-22
Jamie Baisley	LB	Indiana	2000
Edwin Baker	RB	Michigan State	2013
Lance Ball*	RB	Maryland	2009-10
Michael Bandy*	WR	San Diego	2023
Chris Banks**	G	Kansas	1997
Josh Barrett**	S	Arizona State	2008
Shaquill Barrett**	LB	Colorado State	2014
Essang Bassey**	CB	Wake Forest	2022
D'Anthony Batiste*	T	Louisiana-Lafayette	2009
De Vante Bausbys**	CB	Pittsburg State	2020
Steve Baylark	RB	Massachusetts	2008
Jeremy Beal	DE	Oklahoma	2011
Santonio Beard	RB	Alabama	2004
Scott Beavers*	OL	Georgia Tech	1990
Joshua Bell**	CB	Baylor	2008
Le Vante Bellamy*	WR	Western Michigan	2020
Thump Belton	FB	Syracuse	2006
Trinity Benson	WR	East Central	2019-20, '22
Shaun Beyer	TE	Iowa	2021
Kapri Bibbs*	RB	Colorado State	2014-15
Randy Bierman	OL	Illinois	1997
Jon Blackman	T	Purdue	2000
Jamie Blatnick	DE	Oklahoma State	2012
Victor Bolden	WR	Oregon State	2022
Cory Boyd*	RB	South Carolina	2008
John Boyett	S	Oregon	2013-14
Paul Boyette	DT	Texas	2017
Michael Bozeman	DT	Mississippi	2007
Ronnie Bradford**	CB	Colorado	1993
Marquez Branson	TE	Central Arkansas	2009
Carlton Brewster	WR	Ferris State	2007
Diyral Briggs*	LB	Bowling Green	2010
Kris Briggs	RB	Southern Methodist	2004
Zac Brooks	RB	Clemson	2016
Andre Brown*	RB	North Carolina State	2010
Cyron Brown*	DT	Western Illinois	2001
DeAuntae Brown	CB	Central State (Ohio)	2000
Fred Brown	WR	Mississippi State	2020
Greg Brown	S	Texas	2001
John Brown	WR	Pittsburg State	2021
Jonathan Brown	DE	Tennessee	1999
Keith Brown	RB	UCLA	2000
Titus Brown	LB	Mississippi State	2010
Josh Buhl	LB	Kansas State	2005
Chad Bumphis	WR	Mississippi State	2013
Joe Burch*	C	Texas Southern	1994
Bryce Burnett	TE	San Jose State	1995
Isaiah Burse*	WR	Fresno State	2014
Antwon Burton*	DT	Temple	2006-07
Josh Bush**	S	Wake Forest	2014
Hillary Butler	LB	Washington	1997-98
Mario Butler	CB	Georgia Tech	2012
Jeff Byers*	OL	Southern California	2010
C			
Shaq Calhoun	G	Mississippi State	2021
Steve Cargile*	S	Columbia	2006-07
Malik Carney	OLB	North Carolina	2019
Tony Carter**	CB	Florida State	2009, '11-12
Dwayne Carswell**†	TE	Liberty	1994
Byron Chamberlain*	TE	Wayne State	1995
Tyson Clark*	G	Wake Forest	2004
Brian Clark*	WR	North Carolina State	2006
Darius Clark*	S	Duke	2000-01
Ha Ha Clinton-Dix	S	Alabama	2021
Tyrie Cleveland*	WR	Florida	2021-22
Reshard Cliett	LB	South Florida	2016
Cedric Cobbs*	RB	Arkansas	2005
George Coghlin**	S	Wake Forest	1997
Deandre Coleman	DE	California	2015
KaRon Coleman*	RB	Stephen F. Austin	2000
Andre Cooper**	WR	Florida State	1998
Chris Cooper	DB	Stony Brook	2020
Paul Cornick	T	North Dakota State	2012-13
Curome Cox**	S	Maryland	2004-05
Jeremy Cox*	FB	Old Dominion	2020
River Cracraft*	WR	Washington State	2017-18
Romzar Crenshaw	WR	S.E. Oklahoma State	2004
Harry Crider	G/C	Indiana	2021
Damarea Crockett*	RB	Missouri	2020-21
D			
Dominique Dafney	TE	Indiana State	2022
Stanley Daniels**	G	Washington	2010
Britt Davis*	WR	Northern Illinois	2010
C.J. Davis*	C/G	Pittsburgh	2012
Hall Davis	DE	Louisiana-Lafayette	2013
Kaden Davis	WR	Northwest Missouri St.	2022
Duke Dawson	CB	Florida	2021
Dillon Diaz*	C	Mississippi State	2015-17
David Diaz-Infante**	C/G	San Jose State	1995
Christian DiLauro*	T	Illinois	2022
Ben DiNucci*	QB	James Madison	2023
Reese Dismukes	OL	Auburn	2016
Matt Dominguez*	WR/TE	Sam Houston State	2001
Vontarries Dora*	OLB	Louisiana Tech	2016
Phillip Dorsett II**	WR	Missouri	2023
Lionel Dotson	DL	Arizona	2010
Dominic Douglas	LB	Mississippi State	2010
Kevin Drake	WR	Alabama-Birmingham	2000
Wesley Duke*	TE	Mercer	2005
Zac Dysert*	QB	Miami (Ohio)	2014
E			
Adrian Ealy	T	Oklahoma	2021
Nick Eason	DT	Clemson	2004
Lonnie Edwards	G	Texas Tech	2012
Jamal Ellis	CB	Duke	1995-96
Mitch Erickson	G	South Dakota State	2008-09
Paul Ernster*	K/P	Northern Arizona	2005
Greg Eslinger*	C	Minnesota	2007-08
Danny Etling	QB	Louisiana State	2021
Blake Ezor*	RB	Michigan State	1990
F			
Rojesterman Farris	CB	Hawaii	2021
Olakunle Fatukasi	ILB	Rutgers	2022
John Feagull	T	Maryland	2000-01
Mark Fenton	G	Colorado	2007
Parker Ferguson	G	Air Force	2022
Shay Fields	WR	Colorado	2018
Dan Finn	DE	Northern Arizona	1998
Mark Flythe	G	Penn State	1992
Joe Fortunato	LS	Delaware	2022
John Paul Foschi	TE	Georgia Tech	2004
Jayson Foster	WR	Georgia Southern	2008
Bennie Fowler**	WR	Michigan State	2014
Mitchell Fabroni*	LS	Arizona State	2022
Mose Frazier	WR	Memphis	2016
Travis Fulgham	WR	Old Dominion	2021
G			
Rico Gafford	WR	Wyoming	2021
Tom Gallagher	OL	Washington	1994
David Gamble*	WR	New Hampshire	1997
Jerrold Garcia-Williams*	ILB	Hawaii	2017
Ben Garland*	DT/G	Air Force	2012-13
George Gause	DE	South Carolina	2005
Quentin Gause*	LB	Rutgers	2016

Ron Geater*	NT	Iowa	1992
Riar Geer	TE	Colorado	2010
Avery Gennessy	G	Texas A&M	2018
Don Gibson	NT	USC	1991
Blake Gideon	S	Texas	2012
Cory Gilliard	S	Ball State	1997
Ahmad Gooden*	OLB	Samford	2019
D'Andre Goodwin*	WR	Washington	2011
Amon Gordon**	DT	Stanford	2006
Anthony Gordon	QB	Washington State	2021
Adam Grant	T	Arizona	2011-12
Garrett Grayson	QB	Colorado State	2018
Bucky Greeley	C	Penn State	1996
Art Green*	CB	Houston	2023
Louis Green*	LB	Alcorn State	2003-04
Paul Green*	TE	USC	1989
Reggie Green	G	Florida	1996
Jarrett Guarantano*	QB	Washington State	2022

H

Darrell Hackney*	QB	Alabama-Birmingham	2007-08
Nate Hairston	CB	Temple	2021
Jon Halapio	G	Florida	2014, '20
Andre Hall**	RB	South Florida	2006
Bruce Hall	RB	Mississippi	2010
Ken Hall	T	Fresno State	1994
Ricky Hall	WR	Virginia Tech	2001
Darrell Hamilton**	T	North Carolina	1989
Olaf Hampel	OL	No college	1993
Anthony Harris*	S	Virginia	2022
Atnaf Harris	WR	Cal State Northridge	2003
Jonathan Harris**	DL	Lindenwood	2021-22
Steven Harris*	DT	Florida	2007-08
Herb Haygood*	WR	Michigan State	2002
Marcus Haynes	OLB	Old Dominion	2023
Pat Hegarty	QB	Texas-El Paso	1989
Temarrick Hemingway*	TE	South Carolina State	2018
Carlos Henderson	WR	Louisiana Tech	2018
Brad Henke*	NT	Arizona	1989
Kelly Herndon**	CB	Toledo	2001
Steve Herndon**	G	Georgia	2000
Faion Hicks	CB	Wisconsin	2022
Drew Himmelman	T	Illinois State	2020
Kendall Hinton**	WR	Wake Forest	2021-22
Tristen Hoge	G	Brigham Young	2021
Alijah Holder*	CB	Stanford	2020
Jeff Holland*	OLB	Auburn	2018
Delonte Hood	CB	Peru State	2022
Bug Howard	TE	North Carolina	2019
Chris Howard	RB	Michigan	1998
Lil'Jordan Humphrey**	WR	Texas	2023
Rob Hunt	C/G	North Dakota State	2005-06
Robert Hunt	G/T	Virginia	1999
Michael Hunter*	CB	Oklahoma State	2017

I

Duke Ihenachoo**	S	San Jose State	2012
Gabe Ikard	OL	Oklahoma	2017
Cornelius Ingram	TE	Florida	2011-12
Iosia Iosia	DL	West Texas A&M	2016

J

Corey Jackson	DE	Nevada	2005
Jordan Jackson	DL	Air Force	2023
Larry Jackson*	DE	Texas A&M	1995
Nate Jackson**	TE/WR	Menlo College	2003
Demontrey Jacobs	T	South Florida	2023
Tyrique Jarrett*	NT	Pittsburgh	2017
Shane Jasper	LB	UCLA	1995
Cameron Jefferson	T	Arkansas	2015
Alexander Johnson**	ILB	Tennessee	2018
Barry Johnson*	WR	Maryland	1991
D.J. Johnson	DB	Jackson State	2009
Brandon Johnson**	WR	Central Florida	2022
Jeremiah Johnson*	RB	Oregon	2010-12
Jim Johnson	T	Michigan State	1992
Josh Johnson	QB	San Diego	2022
Kyle Johnson**	FB	Syracuse	2003
Lamar Jackson**	CB	Nebraska	2022
Zack Johnson	G	North Dakota State	2021
Chris Jones	S	Clemson	1999
Dominique Jones*	TE	Shepherd	2014
John Jones	G	Kansas	1996

K

John Kacherski*	LB	Ohio State	1992
Doug Karzewski	G	Virginia	1999
Nick Kasa	TE	Colorado	2015
Dalton Keene	TE	Virginia Tech	2022
Braxton Kelley	LB	Kentucky	2009
Carlo Kemp	ILB	Michigan	2021
Devon Key*	DB	Western Kentucky	2022-23
Darius Kilgo	DL	Maryland	2020
Tavarres King	WR	Georgia	2013
Kliff Kingsbury	QB	Texas Tech	2005
Andreas Knappe	T	Connecticut	2018
Jonathan Konopko*	OLB	Tennessee	2022
Kyle Kragen	ILB	California	2016
Henry Krieger-Coble*	TE	Iowa	2016
Lucas Krull**	TE	Pittsburgh	2023

L

Tyler Lancaster*	NT	Northwestern	2023
Harvey Langi	ILB	Brigham Young	2022
Brendan Langley*	CB	Lamar	2018
Dallin Leavitt	S	Utah State	2023
Jordan Leggett	TE	Clemson	2020
Jordan Leslie	WR	Brigham Young	2017
Corey Levin	C/G	Tennessee-Chattanooga	2019
Michael Lies	T	Kansas	2001
Dan Light	TE	Fordham	2015
P.J. Locke**	S	Texas	2019-20
DeMarcus Love	T	Arkansas	2014
Johnny Lumpkin	TE	Louisiana Lafayette	2023
Arthur Lynch	TE	Georgia	2015
Caushaud Lyons	DL	Tusculum	2018

M

Josh Malone	WR	Tennessee	2021
Stanley Maponga	OLB	TCU	2017
Brandon Marshall**	LB	Nevada	2018
Trey Marshall**	S	Florida State	2013
Glenn Martinez**	WR	Saginaw Valley State	2007
Danny Mason	OLB	Texas A&M-Commerce	2015
Matt Mauck*	QB	Louisiana State	2004
Grant Mattos	WR	Southern California	2004
Kana'i Mauga	ILB	USC	1998
Viliami Maumau*	DT	Colorado	1998-99
Tyreik McAllister	RB	Charleston	2022
Ryan McBean**	DL	Oklahoma State	2008
Mac McCain	CB	North Carolina A&T	2021
Zach McCloud	OLB	Miami (Fla.)	2022
Ryan McCoy	LB	Houston	1994
Kyle McCarthy*	S	Notre Dame	2010-11
Paris McCurdy	LB	Ball State	1990
Marquay McDaniel	WR	Hampton	2007
Kevin McDermott	LS	UCLA	2014
Phil McGeoghan*	WR	Maine	2001
Isalah McKenzie*	WR	Georgia	2018
Kelvin McKnight	WR	Samford	2019
Brandon McManus*	K	Temple	2014
Ja'Quan McMillian**	CB	East Carolina	2022
Bryant McNeal	DE	Clemson	2004
Douglas McNeil	WR	Bowie State	2014
Jeremy McNichols	RB	Boise State	2018
Jeff Mickel	OL	Eastern Washington	1989
Billy Miller*	WR/TE	Southern California	1999
Ryan Miller	G	Colorado	2014
Brandon Minor	RB	Michigan	2010
Brandon Miree	RB	Pittsburgh	2005
Mike Mohamed*	LB	California	2011-12
Scottie Montgomery*	WR	Duke	2000-01
Brandon Moore	DE	Texas	2013
David Moore	WR	East Central (Okla.)	2021
George Moore	T	Oregon	2022
Jason Moore*	S	San Diego State	1999
Jordan Moore	S	Texas-San Antonio	2017
Shawn Moore*	QB	Virginia	1991
Patrick Morris	C	Texas Christian	2020
Rashod Moulton	CB	Ford Valley State	2008-09
Deiontre Mount*	OLB	Louisville	2017
Khalfani Muhammad	RB	California	2018-19
Ryan Murphy	S	Oregon State	2015-16
Justin Murray	T	Cincinnati	2016
Mark Murray*	LB	Florida	1991
PJ Mustipher	DT	Penn State	2023
Netane Muti**	G	Fresno State	2022
Chris Myers**	C/G	Miami (Fla.)	2005

N			
John Nalbone	TE	Monmouth	2010-11
Tom Nalen* †	C	Boston College	1994
Damien Nash*	RB	Missouri	2006
Durell Nchami	LB	Maryland	2003
Hagga Chisom Nduhuisi	DL	--	2023
Chuka Ndulue	DE	Oklahoma	2015
Ben Niemann*	LB	Iowa	2023
Doug Nienhuis	T	Oregon State	2006
Taurean Nixon*	CB	Tulane	2015-16
Tori Noel	S	Tennessee	1998
O			
Xavier Omon	RB	Northwest Missouri St.	2011
Greg Orton	WR	Purdue	2012
Scott Osborne	TE	William & Mary	2001
Willie Oshodin**	DE	Villanova	1992
Devine Ozigbo*	RB	Nebraska	2022
P			
Vinston Painter*	T	Virginia Tech	2013-14
Nathan Palmer*	WR	Northern Illinois	2013-14
Matt Paradis**	C	Boise State	2014
Dylan Parham	TE	North Carolina State	2022
Brian Parker**	TE	Albany	2017-18
Brent Parkinson	OL	USC	1991
Preston Parsons	QB	Northern Arizona	2006
Tim Patrick**	WR	Utah	2017
Javon Patterson	C	Mississippi	2021
Darrin Paulo	T	Utah	2020
Erik Pears**	T	Colorado State	2005
Everette Pedescleaux	DL	Northern Iowa	2009
Kyle Peko*	NT	Oregon State	2016-18
Ronnie Perkins*	OLB	Oklahoma	2023
De Mornay Pierson-EI	WR	Nebraska	2021
Nick Polk	S	Indiana	2010
P. J. Pope**	RB	Bowling Green State	2008
Jeremiah Poutasi	T	Utah	2017
Carlton Powell	DL	Virginia Tech	2009
Tyvis Powell	S	Ohio State	2019
Marcus Price	T	Louisiana State	1996
Greg Primus	WR	Colorado State	1993
R			
Travis Raciti	DL	San Jose State	2016
Wyatt Ray	LB	Boston College	2022
Kalif Raymond*	WR	Holy Cross	2016
Marcus Rios*	CB	UCLA	2017
Lee Robinson*	LB	Alcorn State	2010
Antwaun Rogers	CB	Purdue	2005
Roderick Rogers**	S	Wisconsin	2007-08
D. J. Renteria	DT	New Mexico	2004
Chase Raynock	T	Montana	2000
Bert Reed	WR	Florida State	2012
Frank Rice	WR	Colorado State	2002
Eron Riley	WR	Duke	2010-11
Gerald Rivers	DE	Mississippi	2014
Kyle Roberts	T	Nevada	2015
Curtis Robinson	ILB	Stanford	2021
Gerrell Robinson	TE	Arizona State	2013-14
Jake Rodgers	T	Eastern Washington	2020
Barry Rose*	WR	Wisc.-Stevens Point	1993
Glenn Rountree	G	Clemson	1999
Marcus Rush	LB	Michigan State	2017
Taylor Russolino	K	Millsaps College	2020
Brett Rypien**	QB	Boise State	2019-21
S			
Blaine Saipaia	C	Colorado State	2003
Ron Sancho	LB	Louisiana State	1989
Cecil Sapp**	RB	Colorado State	2003-04
Quentin Saulsberry	C	Mississippi State	2012
Steven Scheu	TE	Vanderbilt	2016
Austin Schlottman**	G/C	Texas Christian	2018, '21
Jason Scukanec	C	Brigham Young	2002
Niles Scott	DL	Forstburg State	2018
Tim Semisch	TE	Northern Illinois	2018
John Sewell	C/G	Nebraska	2004
Hunter Sharp*	WR	Utah State	2016-17
Darrius Shepherd	WR	North Dakota State	2022
Will Sherman*	T	Colorado	2022-23
Jeff Shoate*	CB	San Diego State	2006
Sealver Siliga*	DT	Utah	2011-12
David Silis V**	WR	West Virginia	2023
Deyon Sizer	DT	CSU-Pueblo	2020-21
Keidron Smith	DB	Kentucky	2023
Rod Smith* †	WR	Missouri Southern	1994

Saivon Smith	CB	Alabama	2021
Tre Quan Smith*	WR	Central Florida	2023
Vyncint Smith	WR	Limestone	2022
Levin Snyder*	LB	Rutgers	2016-17
Akeem Spence	DT	Illinois	2021
Marquiss Spencer	DE	Mississippi State	2021
Donnie Spragan**	LB	Stanford	2001
Tim Stallworth*	WR	Washington State	1990
Jeff Stehle	DL	Wisconsin	2010
Linden Stephens	CB	Cincinnati	2018
Jeremy Stewart*	RB	Stanford	2014
Deon Strother*	RB	USC	1994
John Sullins*	LB	Alabama	1992
Jason Suttle*	CB	Wisconsin	1999-2000
Justin Swift	TE	Kansas State	1999
Jashon Sykes**	LB	Colorado	2002

T			
Will Ta'ufou'u	FB	California	2011
Maa Tanuvasa**	DL	Hawaii	1995
Pita Taumoepeau	OLB	Utah	2021
Jordan Taylor**	WR	Rice	2015
Reese Taylor*	CB	Purdue	2023
Cedric Tillman**	WR	Alcorn State	1992
Hunter Theford	T	Utah	2022
Dymonte Thomas*	S	Michigan	2017
Jhaustin Thomas	DE	Iowa State	2017
Mark Thomas	TE	North Carolina State	2001
Marvin Thomas	DE	Memphis	1998
Juwan Thompson**	RB	Duke	2016
Zach Thompson	DE	Wake Forest	2014
Jay-Te Tiuli	DL	Eastern Washington	2019
Kevin Toliver II*	CB	Louisiana State	2020
Tim Toone	WR	Weber State	2011
Austin Traylor**	TE	Wisconsin	2016-17
Wayne Tribue	G	Temple	2012
Brad Trout	S	Valdosta State	1999
Casey Tucker	T	Arizona State	2021

U			
George Uko	DE	Southern California	2015
Mitch Unrein**	DL	Wyoming	2010
Chad Upshaw	TE	Buffalo	2007

V			
Bradlee Van Pelt*	QB	Colorado State	2004
Cameron Vaughn	LB	Louisiana State	2006
Tony Veland*	S	Nebraska	1996

W			
Barrington Wade	ILB	Iowa	2021
Colby Wadman*	P	UC Davis	2018
Larry Wallace	WR	USC	1996
Cliff Washburn	T	The Citadel	2007
Dwayne Washington*	RB	Washington	2023
Edwin Watson	RB	Purdue	1999
Josh Watson*	ILB	Colorado State	2020
Terrell Watson	RB	Azusa Pacific	2016
Chris Watton	G	Baylor	2002-03
Jason Watts	C	Kentucky	1999
Adam Weber	QB	Minnesota	2011
Darrion Weems	T	Oregon	2012
Austin Wheatley	TE	Iowa	2001
Kerrith Whyte	RB	Florida Atlantic	2021
Paul Wiggins	T	Oregon	1999
Ray Wilborn	LB	Ball State	2022
Elijah Wilkinson**	T	Massachusetts	2017
Brandon Williams	CB	Michigan	2003
Clarence Williams	TE	Washington State	1993
David Williams	RB	Arkansas	2018
DeShawn Williams**	DL	Clemson	2018, '20
Jonathan Williams	RB	Arkansas	2017
Kevin Williams	RB	UCLA	1993
Seth Williams	WR	Auburn	2021
Sylvester Williams*	DL	North Carolina	2020
Wayne Williams	RB	Florida	1989
Worrell Williams	LB	California	2010
Avery Williamson	ILB	Kentucky	2017
Matthew Willis**	WR	UCLA	2008-09
Caleb Wilson	TE	UCLA	2021
Greg Wilson	WR	Fordham	2013
Sir Mawn Wilson*	WR	Syracuse	1997
Travis Wilson	WR	Oklahoma	2008

Y			
Phil Yeaboah-Kodie	LB	Penn State	1996
John Youbty	DE	Temple	2013
Chris Young*	S	Georgia Tech	2002

BY YEAR		
1989		
Paul Green*	TE	USC
Darrell Hamilton	T	North Carolina
Pat Hegarty	QB	Texas-El Paso
Brad Henke	NT	Arizona
Jeff Mickel	OL	Eastern Washington
Ron Sancho	LB	Louisiana State
Wayne Williams	RB	Florida
1990		
Scott Beavers*	OL	Georgia Tech
Blake Ezor	RB	Michigan State
Paris McCurdy	LB	Ball State
Tim Stallworth*	WR	Washington State
1991		
Don Gibson	NT	USC
Barry Johnson*	WR	Maryland
Shawn Moore*	QB	Virginia
Mark Murray*	LB	Florida
Brent Parkinson	OL	USC
1992		
Mark Flythe	DE	Penn State
Ron Geater*	NT	Iowa
Jim Johnson	T	Michigan State
John Kacherski*	LB	Ohio State
Willie Oshodin**	DE	Villanova
John Sullins*	LB	Alabama
Cedric Tillman**	WR	Alcorn State
1993		
Ronnie Bradford**	CB	Colorado
Olaf Hampel	OL	No college
Greg Primus	WR	Colorado State
Barry Rose*	WR	Wisconsin-Stevens Point
Clarence Williams	TE	Washington State
Kevin Williams	RB	UCLA
1994		
Joe Burch*	C	Texas Southern
Dwayne Carswell** †	TE	Liberty
Tom Gallagher	OL	Washington
Ken Hall	T	Fresno State
Ryan McCoy	LB	Houston
Tom Nalen** †	C	Boston College
Rod Smith** †	WR	Missouri Southern
Deon Strother*	RB	Southern California
1995		
Bryce Burnett	TE	San Jose State
Byron Chamberlain*	TE	Wayne State
David Diaz-Infante**	C/G	San Jose State
Jamal Ellis	CB	Duke
Larry Jackson*	DE	Texas A&M
Shane Jasper	LB	UCLA
Maa Tanuvasa**	DL	Hawaii
Phil Yeboah-Kodie	LB	Penn State
1996		
Joe Abdullah	RB	Pacific
Jamal Ellis	CB	Duke
Bucky Greeley	C	Penn State
Reggie Green	G	Florida
John Jones	G	Kansas
Marcus Price	T	Louisiana State
Tony Veland*	S	Nebraska
Larry Wallace	WR	USC
1997		
Chris Banks**	G	Kansas
Randy Bierman	OL	Illinois
Hillary Butler	LB	Washington
George Coghill**	S	Wake Forest
David Gamble*	WR	New Hampshire

Cory Gilliard	S	Ball State
Sir Mawn Wilson*	WR	Syracuse
1998		
Curtis Alexander	RB	Alabama
Hillary Butler	LB	Washington
Andre Cooper**	WR	Florida State
Dan Finn	G	Northern Arizona
Chris Howard	RB	Michigan
Viliami Maumau*	DT	Colorado
Tori Noel	S	Tennessee
Marvin Thomas	DE	Memphis
1999		
Jeremy Akers	G	Notre Dame
Jonathan Brown	DE	Tennessee
Robert Hunt	G/T	Virginia
Chris Jones	S	Clemson
Doug Karczewski	DT	Virginia
Viliami Maumau*	G	Colorado
Billy Miller*	WR/TE	USC
Jason Moore*	S	San Diego State
Glenn Rountree	G	Clemson
Jason Suttle*	CB	Wisconsin
Justin Swift	TE	Kansas State
Brad Trout	S	Valdosta State
Edwin Watson	RB	Purdue
Jason Watts	C	Kentucky
Paul Wiggins	T	Oregon
2000		
Jamie Baisley	LB	Indiana
Jon Blackman	T	Purdue
DeAuntae Brown	CB	Central State (Ohio)
Keith Brown	RB	UCLA
Darius Clark*	S	Duke
KaRon Coleman*	WR	Stephen F. Austin
Kevin Drake	WR	Alabama-Birmingham
John Feuill	T	Maryland
Steve Herndon**	G	Georgia
Scottie Montgomery*	WR	Duke
Jason Suttle*	CB	Wisconsin
2001		
Cyron Brown*	DT	Western Illinois
Greg Brown	S	Texas
Darius Clark*	S	Duke
Matt Dominguez*	WR/TE	Sam Houston State
John Feuill	T	Maryland
Ricky Hall	WR	Virginia Tech
Kelly Herndon**	CB	Toledo
Michael Lies	T	Kansas
Phil McGeoghan*	WR	Maine
Scottie Montgomery*	WR	Duke
Scot Osborne	TE	William & Mary
Donnie Spragan**	LB	Stanford
Mark Thomas	TE	North Carolina State
Austin Wheatley	TE	Iowa
2002		
Charlie Adams**	WR	Hofstra
Herb Haygood*	WR	Michigan State
Frank Rice	WR	Colorado State
Jason Scukanec	C	Brigham Young
Jashon Sykes**	LB	Colorado
Chris Watton	G	Baylor
Chris Young*	S	Georgia Tech
2003		
Charlie Adams**	WR	Hofstra
Luis Almanzar*	DT	Southwest Missouri St.
Louis Green*	LB	Alcorn State
Atnaf Harris	WR	Cal State Northridge
Nate Jackson**	WR	Menlo College
Kyle Johnson**	FB	Syracuse
Blaine Saipaia	C	Colorado State
Cecil Sapp**	RB	Colorado State

Chris Watton	G	Baylor	P.J. Pope*	RB	Bowling Green State
Brandon Williams	CB	Michigan	Roderick Rogers**	S	Wisconsin
2004			Matthew Willis**	WR	UCLA
Santonio Beard	RB	Alabama	Travis Wilson*	WR	Oklahoma
Kris Briggs	RB	Southern Methodist	2009		
Tyson Clabo*	G	Wake Forest	Lance Ball*	RB	Maryland
Romar Crenshaw	WR	S.E. Oklahoma State	D'Anthony Batiste*	T	Louisiana-Lafayette
Nick Eason	DT	Clemson	Marquez Branson	TE	Central Arkansas
John Paul Foschi	TE	Georgia Tech	Tony Carter**	CB	Florida State
Louis Green*	LB	Alcorn State	Mitch Erickson	G	South Dakota State
Grant Mattos	WR	Southern California	D.J. Johnson	DB	Jackson State
Matt Mauck*	QB	Louisiana State	Braxton Kelley	ILB	Kentucky
Bryant McNeal	DE	Clemson	Rashod Moulton	CB	Fort Valley State
D.J. Renteria	DT	New Mexico	Everette Pedescleaux	DL	Northern Iowa
Cecil Sapp**	RB	Colorado State	Carlton Powell	DL	Virginia Tech
Josh Sewell	C/G	Nebraska	Darius Walker	RB	Notre Dame
Bradlee Van Pelt*	QB	Colorado State	Matthew Willis**	WR	UCLA
2005			2010		
Josh Buhl	LB	Kansas State	Kevin Alexander*	LB	Clemson
Cedric Cobbs*	RB	Arkansas	Lance Ball*	RB	Maryland
Curome Cox**	S	Maryland	Diyral Briggs*	LB	Bowling Green
Wesley Duke*	TE	Mercer	Titus Brown	LB	Mississippi State
Paul Ernster*	K/P	Northern Arizona	Jeff Byers*	OL	Southern California
George Gause	DE	South Carolina	Stanley Daniels**	G	Washington
Rob Hunt	C/G	North Dakota State	Britt Davis*	WR	Northern Illinois
Corey Jackson	DE	Nevada	Lionel Dotson	DL	Arizona
Kliff Kingsbury	QB	Texas Tech	Dominic Douglas	LB	Mississippi State
Brandon Miree	RB	Pittsburgh	Riar Geer	TE	Colorado
Chris Myers**	C/G	Miami (Fla.)	Bruce Hall	RB	Mississippi
Erik Pears**	T	Colorado State	Jeremiah Johnson*	S	Oregon
Antwaun Rogers	CB	Purdue	Kyle McCarthy*	S	Notre Dame
2006			Brandon Minor	RB	Michigan
Thump Belton	FB	Syracuse	John Nalbone	TE	Monmouth
Antwon Burton*	DT	Temple	Nick Polk	S	Indiana
Steve Cargile*	S	Columbia	Lee Robinson*	LB	Alcorn State
Brian Clark*	WR	North Carolina State	Eron Riley	WR	Duke
Amon Gordon**	DT	Stanford	Jeff Stehle	DL	Wisconsin
Andre Hall**	RB	South Florida	Mitch Unrein**	DL	Wyoming
Rob Hunt	G/C	North Dakota State	Worrell Williams	LB	California
Damien Nash*	RB	Missouri	2011		
Doug Nienhuis	T	Oregon State	Jeremy Beal	DE	Oklahoma
Preston Parsons	QB	Northern Arizona	Tony Carter**	CB	Florida State
Jeff Shoate*	CB	San Diego State	D'Andre Goodwin*	WR	Washington
Cameron Vaughn	LB	Louisiana State	Adam Grant	T	Arizona
2007			Cornelius Ingram	TE	Florida
Michael Bozeman	DT	Mississippi	Jeremiah Johnson*	RB	Oregon
Carlton Brewster	WR	Ferris State	Kyle McCarthy*	S	Notre Dame
Antwon Burton*	DT	Temple	Mike Mohamed*	LB	California
Steve Cargile*	S	Columbia	John Nalbone	TE	Monmouth
Greg Eslinger*	C	Minnesota	Xavier Omon	RB	Northwest Missouri St.
Mark Fenton	G	Colorado	Eron Riley	WR	Duke
Darrell Hackney*	QB	Alabama-Birmingham	Sealver Siliga	DT	Utah
Steven Harris*	DT	Florida	Austin Sylvester*	FB	Washington
Glenn Martinez**	WR	Saginaw Valley State	Will Ta'ufo'ou	FB	California
Marquay McDaniel	WR	Hampton	Tim Toone	WR	Weber State
Roderick Rogers**	S	Wisconsin	Adam Weber	QB	Minnesota
Chad Upshaw	T	Buffalo	2012		
Cliff Washburn	T	The Citadel	Jamie Blatnick	DE	Oklahoma State
2008			Mario Butler	CB	Georgia Tech
Matthias Askew*	DT	Michigan State	Paul Cornick**	T	North Dakota State
Josh Barret**	S	Arizona State	C.J. Davis*	C/G	Pittsburgh
Steve Baylark	RB	Massachusetts	Lonnie Edwards	G	Texas Tech
Joshua Bell**	CB	Baylor	Ben Garland*	DT	Air Force
Cory Boyd*	RB	South Carolina	Blake Gideon	S	Texas
Mitch Erickson	G	South Dakota State	Adam Grant	T	Arizona
Greg Eslinger*	C	Minnesota	Duke Ihenacho**	S	San Jose State
Jayson Foster	WR	Georgia Southern	Corlelius Ingram	TE	Florida
Darrell Hackney*	QB	Alabama-Birmingham	Jeremiah Johnson*	RB	Oregon
Steven Harris*	DT	Florida	Mike Mohamed*	LB	California
Ryan McBean**	DT	Oklahoma State	Greg Orton	WR	Purdue
Rashod Moulton	CB	Fort Valley State	Bert Reed	WR	Florida State
			Quentin Saulsbury	C	Mississippi State

Sealver Siliga*	DT	Utah
Wayne Tribue	G	Temple
Darrion Weems	T	Oregon

2013

Edwin Baker	RB	Michigan State
John Boyett	S	Oregon
Chad Bumphis	WR	Mississippi State
Paul Cornick**	T	North Dakota State
Hall Davis	DE	Louisiana-Lafayette
Ben Garland*	G	Air Force
Tavares King*	WR	Georgia
Brandon Marshall**	LB	Nevada
Brandon Moore	DE	Texas
Vinston Painter*	T	Virginia Tech
Nathan Palmer*	WR	Northern Illinois
Gerrell Robinson	TE	Arizona State
Greg Wilson	WR	Fordham
John Youboty	DE	Temple

2014

Mark Asper	T	Oregon
Shaquil Barrett**	LB	Colorado State
Kapri Bibbs*	RB	Colorado State
John Boyett	S	Oregon
Isiah Burse*	WR	Fresno State
Josh Bush**	S	Wake Forest
Zac Dysert*	QB	Miami (Ohio)
Bennie Fowler**	WR	Michigan State
Jon Halapio	G	Florida
Dominique Jones*	TE	Shepherd
DeMarcus Love	T	Arkansas
Kevin McDermott	LS	UCLA
Brandon McManus*	K	Temple
Douglas McNeil	WR	Bowie State
Ryan Miller	G	Colorado
Vinston Painter*	T	Virginia Tech
Nathan Palmer*	WR	Northern Illinois
Matt Paradis**	C	Boise State
Gerald Rivers	DE	Mississippi
Gerrell Robinson	TE	Arizona State
Jeremy Stewart*	RB	Stanford
Zach Thompson	DE	Wake Forest

2015

Zaire Anderson**	LB	Nebraska
Kapri Bibbs**	RB	Colorado State
Deandre Coleman	DE	California
Dillon Day*	C	Mississippi State
Cameron Jefferson	T	Arkansas
Antonio Johnson	T	Mississippi State
Nick Kasa	TE	Colorado
Dan Light	TE	Fordham
Arthur Lynch	TE	Georgia
Danny Mason	OLB	Texas A&M-Commerce
Ryan Murphy	S	Oregon State
Chuka Ndulue	DE	Oklahoma
Taurean Nixon**	CB	Tulane
Kyle Roberts	T	Nevada
Jordan Taylor**	WR	Rice
George Uko	DE	Southern California

2016

Zac Brooks	RB	Clemson
Reshard Cliett	LB	South Florida
Dillon Day*	C	Mississippi State
Reese Dismukes	OL	Auburn
Vonatarrius Dora*	WR	Louisiana Tech
Mose Frazier	OLB	Duke
Quentin Gause*	LB	Rutgers
Iosia Iosia	DL	West Texas A&M
Kyle Kragen	ILB	California
Henry Krieger-Coble*	TE	Iowa
Ryan Murphy	S	Oregon State
Justin Murray	T	Cincinnati
Taurean Nixon*	CB	Tulane
Kyle Peko*	NT	Oregon State

Travis Raciti	DL	San Jose State
Kalif Raymond*	WR	Holy Cross
Steven Scheu	TE	Vanderbilt
Hunter Sharp*	WR	Utah State
Kevin Snyder*	LB	Rutgers
Juwan Thompson**	RB	Duke
Austin Traylor**	TE	Wisconsin
Terrell Watson	RB	Azusa Pacific

2017

Paul Boyette	DT	Texas
River Cracraft*	WR	Washington State
Dillon Day*	C	Mississippi State
Jerrol Garcia-Williams*	ILB	Hawaii
Michael Hunter*	CB	UCLA
Gabe Ikard	OL	Oklahoma
Tyrique Jarrett*	NT	Pittsburgh
Jordan Leslie	WR	Brigham Young
Stanley Maponga	OLB	TCU
Jordan Moore	S	Texas-San Antonio
Deiontrez Mount*	OLB	Louisville
Brian Parker**	TE	Albany
Tim Patrick**	WR	Utah
Kyle Peko*	NT	Oregon State
Jeremiah Poutasi	T	Utah
Marcus Rios*	CB	UCLA
Marcus Rush	LB	Michigan State
Hunter Sharp*	WR	Utah State
Kevin Snyder*	ILB	Rutgers
Dymonte Thomas*	S	Michigan
Jhaustin Thomas	DE	Iowa State
Austin Traylor**	TE	Wisconsin
Elijah Wilkinson**	T	Massachusetts
Jonathan Williams	RB	Arkansas

2018

River Cracraft*	WR	Washington State
Shay Fields	WR	Colorado
Avery Gennesy	G	Texas A&M
Garrett Grayson	QB	Colorado State
Temarrick Hemingway*	TE	South Carolina State
Carlos Henderson	WR	Louisiana Tech
Jeff Holland*	OLB	Auburn
Alexander Johnson**	ILB	Tennessee
Andreas Knappe	T	Connecticut
Brendan Langley*	CB	Lamar
Caushaud Lyons	DL	Tusculum
Trey Marshall**	S	Florida State
Isaiah McKenzie*	WR	Georgia
Jeremy McNichols	RB	Boise State
Khalfani Muhammad	RB	California
Brian Parker*	TE	Albany
Kyle Peko*	NT	Oregon State
Austin Schlottmann**	G/C	Texas Christian
Niles Scott	DE	Frostburg State
Tim Semisch	TE	Northern Illinois
Linden Stephens	CB	Cincinnati
Colby Wadman*	P	UC Davis
David Williams	RB	Arkansas
DeShawn Williams**	DL	Clemson

2019

Ka'John Armstrong	T	Eastern Michigan
Trinity Benson	WR	East Central
Malik Carney	OLB	North Carolina
Ahmad Gooden*	OLB	Samford
Bug Howard	TE	North Carolina
Corey Levin	G/C	Tennessee-Chattanooga
P.J. Locke**	S	Texas
Kelvin McKnight	WR	Samford
Khalfani Muhammad	RB	California
Tyvis Powell	S	Ohio State
Brett Rypien**	QB	Boise State
Jay-Te Tuli	DL	Eastern Washington

2020		
Quinn Bailey**	T	Arizona State
De'Vante Bausby**	CB	Pittsburg State
Trinity Benson	WR	East Central
Fred Brown**	WR	Mississippi State
LeVante Bellamy*	RB	Western Michigan
Blake Bortles	QB	Central Florida
Nigel Bradham*	ILB	Florida State
Chris Cooper	DB	Stony Brook
Jeremy Cox**	RB	Old Dominion
Damarea Crockett	RB	Missouri
Troy Fumagalli**	TE	Wisconsin
Kendall Hinton*	WR	Wake Forest
Alijah Holder*	S	Stanford
Isaiah Irving	OLB	San Jose State
Darius Kilgo*	DL	Maryland
Jordan Leggett	TE	Clemson
P.J. Locke**	S	Texas
Patrick Morris*	C	Texas Christian
Darrin Paulo	T	Utah
Jake Rodgers**	T	Eastern Washington
Taylor Russolino*	K	Millsaps
Brett Rypien**	QB	Boise State
Deyon Sizer*	DL	Colorado State-Pueblo
Derrek Tuska*	OLB	North Dakota State
Josh Watson*	ILB	Colorado State
DeShawn Williams**	DL	Clemson
Sylvester Williams**	DL	North Carolina

2021		
Quinn Bailey**	T	Arizona State
Essang Basseyy*	CB	Wake Forest
Shaun Beyer	TE	Iowa
John Brown*	WR	Pittsburg State
Shaq Calhoun	G	Mississippi State
Tyrie Cleveland*	WR	Florida
Ha Ha Clinton-Dix*	S	Alabama
Harry Crider	G/C	Indiana
Damarea Crockett*	RB	Missouri
Duke Dawson	CB	Florida
Adrian Ealy	T	Oklahoma
Danny Eting	QB	Louisiana State
Rojesterman Farris*	CB	Hawaii
Travis Fulgham	WR	Old Dominion
Rico Gafford	WR	Wyoming
Anthony Gordon	QB	Washington State
Nate Hairston**	CB	Temple
Jonathan Harris**	DL	Lindenwood
Drew Himmelman	T	Illinois State
Kendall Hinton**	WR	Wake Forest
Tristen Hoge	G	Brigham Young
Zack Johnson	G	North Dakota State
Carlo Kemp	LB	Michigan
Josh Malone	WR	Tennessee
Mac McCain	CB	North Carolina A&T
David Moore	WR	East Central (Okla.)
Javon Patterson	C	Mississippi
De'Mornay Pierson-El	WR	Nebraska
Curtis Robinson	ILB	Stanford
Brett Rypien**	QB	Boise State
Austin Schlottman*	G/C	Texas Christian
Deyon Sizer	DT	Colorado State-Pueblo
Saivion Smith	CB	Alabama
Akeem Spence	DT	Illinois
Marquiss Spencer	DE	Mississippi State
Pita Tuamoepeuni	OLB	Utah
Casey Tucker	T	Arizona State
Barrington Wade	ILB	Iowa
Kerrith Whyte	RB	Florida Atlantic
Seth Williams	WR	Auburn
Avery Williamson	ILB	Kentucky
Caleb Wilson	TE	UCLA

2022		
McTelvin Agim*	DL	Arkansas
Quinn Bailey**	T	Arizona State
Trinity Benson	WR	East Central
Victor Bolden	WR	Oregon State
Tyrie Cleveland*	WR	Florida
Dominique Dafney	TE	Indiana State
Kaden Davis	WR	Northwest Missouri State
Christian DiLauro*	T	Illinois
Olakunle Fatukasi	ILB	Rutgers
Parker Ferguson	G	Air Force
Joe Fortunato	LS	Delaware
Mitchell Fraboni*	LS	Arizona State
Jarrett Guarantano*	QB	Washington State
Anthony Harris*	S	Virginia
Jonathan Harris**	DL	Lindenwood
Faion Hicks	CB	Wisconsin
Kendall Hinton**	WR	Wake Forest
Delonte Hood	CB	Peru State
Lamar Jackson**	CB	Nebraska
Brandon Johnson**	WR	Central Florida
Josh Johnson	QB	San Diego
Dalton Keene	TE	Virginia Tech
Devon Key*	DB	Western Kentucky
Jonathan Kongbo*	OLB	Tennessee
Harvey Langi	ILB	Brigham Young
Kana'i Mauga	ILB	USC
Tyreik McAllister	RB	Charleston
Zach McCloud	OLB	Miami
Ja'Quan McMillian**	CB	East Carolina
George Moore	T	Oregon
Netane Muti**	G	Fresno State
Devine Ozigbo*	RB	Nebraska
Dylan Parham	TE	North Carolina State
Wyatt Ray	LB	Boston College
Darrius Shepherd	WR	North Dakota State
Will Sherman*	T	Colorado
Vyncint Smith	WR	Limestone
Hunter Theford	T	Utah
Ray Wilborn	LB	Ball State

2023		
Tyler Badie*	RB	Missouri
Michael Bandy*	WR	San Diego
Ben DiNucci*	QB	James Madison
Phillip Dorsett II**	WR	Miami
Art Green*	CB	Houston
Marcus Haynes	OLB	Old Dominion
Lil'Jordan Humphrey**	WR	Texas
Jordan Jackson*	DL	Air Force
Demontrey Jacobs	T	South Florida
Devon Key*	S	Western Kentucky
Lucas Krull**	TE	Pittsburgh
Tyler Lancaster*	NT	Northwestern
Dallin Leavitt	S	Utah State
Johnny Lumpkin	DT	Louisiana Lafayette
PJ Mustipher	DE	Penn State
Durrell Nchami	LB	Maryland
Ben Niemann*	LB	Iowa
Haggai Chisom Ndubuisi	DL	--
Ronnie Perkins*	OLB	Oklahoma
Will Sherman*	T	Colorado
David Sills V**	WR	West Virginia
Keidron Smith	DB	Kentucky
Tre'Quan Smith*	WR	Central Florida
Reese Taylor	CB	Purdue
Dwayne Washington*	RB	Washington

HISTORICAL HIGHLIGHTS

1959

AUGUST 14 — First American Football League organizational meeting held in Chicago. Denver, with Bob Howsam as its principal owner, named as a charter member along with New York, Dallas, Los Angeles, Minneapolis and Houston. **NOVEMBER 22** — First player selection draft held through 32 rounds. Denver's first pick is Roger LeClerc, center, Trinity. **DECEMBER 1** — Dean Griffing named general manager of the Broncos.

1960

JANUARY 1 — Frank Filchock named first head coach of the Broncos. **JANUARY 30** — Denver placed in AFL's western division with Dallas, Oakland and Los Angeles. **JULY** — First Bronco training camp opens at Colorado School of Mines. **SEPTEMBER 9** — After losing all five pre-season games, the Broncos become the first AFL victor when they defeat the Patriots in Boston in history's first AFL game, 13-10. Attendance — 21,597. **OCTOBER 2** — Broncos play first home game in Bears Stadium, defeat Oakland, 31-14, before crowd of 18,372. **DECEMBER** — Offensive End Lionel Taylor, Defensive Tackle Bud McFadin and Safety Goose Gonsoulin all named to first official all-AFL team.

1961

MAY 26 — Bob and Lee Howsam, original principal owners of the Broncos, sell their stock to a new syndicate headed by Cal Kunz and Gerry Phipps. **JUNE 1** — Cal Kunz named president and operating head of Empire Sports. **DECEMBER** — Lionel Taylor sets professional record with 100 pass receptions for season. Taylor and Bud McFadin named to all-AFL team. **DECEMBER** — Frank Filchock released as Broncos head coach.

1962

FEBRUARY 1 — Jack Faulkner hired as Broncos head coach. **JULY 1** — Dean Griffing released as Broncos general manager. Faulkner named to dual post as head coach and general manager. **JULY** — Public burning ceremony of Broncos' notorious vertically striped socks at Broncos' intra squad game. **DECEMBER** — Jack Faulkner named coach of the year in AFL. Gene Mingo sets professional field goal record of 27 in a season. Eldon Danenhauer, Lionel Taylor, Goose Gonsoulin and Bob Zeman named to all-AFL team.

1963

DECEMBER — Billy Joe named AFL Rookie of the Year. Goose Gonsoulin is the only Bronco to make the all-AFL team. Lionel Taylor wins fourth consecutive pass receiving title.

1964

JANUARY — Broncos and Jets complete historic nine-player trade, largest ever made in the AFL. Broncos send Gene Prebola, Wahoo McDaniel, Gordy Holz and Bob Zeman to Jets for Dick Guesman, Ed Cooke, Charlie Janerette, Jim Price and Sid Fournet. **OCTOBER 4** — Jack Faulkner released as head coach. **OCTOBER 5** — Mac Speedie accepts appointment as interim head coach. **DECEMBER 12** — Mac Speedie named head coach. **DECEMBER** — Jim Fraser wins third consecutive punting title. Willie Brown named to all-AFL team.

1965

FEBRUARY 15 — Gerald and Allan Phipps purchase 52 percent of the stock of Empire Sports, thus giving them virtually 100 percent ownership and saving the Bronco franchise for Denver. **MARCH 5** — Record sale of 941 season tickets in one day. **APRIL 1** — Season ticket drive goal of 20,000 sales reached. Figure to reach 22,000 by May 1. **MAY 17** — Allan Phipps named president of Empire Sports, Inc. Gerry Phipps re-named Chairman of the Board. **MAY 29** — Jim Burris, Bears general manager, named executive vice-president of Empire Sports. **DECEMBER 12** — Lionel Taylor makes the 500th catch of his career in game against Boston to become the first AFL player to top this figure. **DECEMBER** — Tackle Eldon Danenhauer, Split End Lionel Taylor and Fullback Cookie Gilchrist named to the all-AFL team. Lionel Taylor wins fifth pass receiving crown and Abner Haynes wins league kickoff return championship.

1966

JUNE 8 — Merger of American and National Leagues announced. **SEPTEMBER 19** — Ray Malavasi named Head Coach of the Broncos. **DECEMBER** — John Bramlett, Goose Gonsoulin, Bob Scarpitto and Jerry Sturm chosen to play in AFL All-Star contest in January. **DECEMBER 19** — Lou Saban signs a 10-year contract as General Manager and Head Coach of the Denver Broncos.

1967

MARCH 1 — Broncos move to new suburban executive offices with adjacent practice field and locker room facilities for both preseason and regular season training. **MARCH 17** — Metropolitan Denver voters turn down stadium bond issue, but Broncos fans immediately organize for fundraising drive to improve Bears Stadium and keep Broncos in Denver. **MAY 17** — Floyd Little, Denver's No. 1 draft choice, signs with Broncos. Little becomes the first No. 1 choice to sign with Denver in the history of the club. **AUGUST 5** — Broncos defeat Detroit Lions 13-7 in preseason game at DU for AFL's first win over the NFL. **AUGUST 15** — Quarterback Steve Tensi acquired from San Diego for first round draft choice in both 1968 and 1969. **DECEMBER** — Floyd Little paces AFL in punt returning with a 16.9 average. Bob Scarpitto repeats as punt leader with a 44.9 norm. Flanker Al Denson selected All League in player balloting.

1968

JANUARY — Flanker Al Denson, defensive tackle Dave Costa, center Larry Kaminski and cornerback Nemiah Wilson participate in AFL All-Star Game. Lou Saban and staff coach the West stars. **FEBRUARY** — Civic drive to raise \$1.8 million ends successfully and City of Denver receives stadium as a gift after purchase of the facility from Empire Sports, Inc. by non-profit group. Construction begins on 16,000 seat upper deck that will raise capacity to 50,000 for 1968 season. **SEPTEMBER 21** — Broncos move into new administrative building at 5700 Logan Street. **DECEMBER 14** — Bears Stadium is officially re-named Denver Mile High Stadium.

1969

JANUARY 19 — Dave Costa, Rich Jackson and Floyd Little participate in AFL All-Star Game in Jacksonville, Fla. **DECEMBER** — Floyd Little and Rich Jackson named first-team All League. **DECEMBER** — Bill Thompson (rookie) tops AFL list in punt and kickoff returns, becoming the first player in NFL history to ever hold both titles.

1970

JANUARY 17 — Rich Jackson, Dave Costa, Floyd Little, Mike Current and George Goeddeke play in All-Star Game on West team. **SEPTEMBER** — Season ticket sale hits record number of 43,584. **DECEMBER 20** — Floyd Little gains 44 yards to win American Conference rushing title with 901 yards. It marked his first rushing crown and the first season that Little played in all 14 games.

HISTORICAL HIGHLIGHTS, CONT.

1971

JANUARY — Richard Jackson named to official National Football League all-star team. **JANUARY** — Richard Jackson and Floyd Little make starting lineups for American Conference in first AFC-NFC Pro Bowl game. **MAY 12** — Broncos stop sale of season tickets at record 47,500. **OCTOBER 24** — Denver coach Lou Saban and the Broncos down Cleveland 27-0. It was the first time the Browns were shutout since 1952 and marked Saban's last victory as Bronco coach. **NOVEMBER 17** — Lou Saban resigns as head coach of Broncos, a position he had held for five years. Offensive line coach Jerry Smith is named interim head coach. Saban, in December, resigns as General Manager to return to Buffalo Bills as head coach. **DECEMBER 19** — Floyd Little compiles 79 yards against Raiders in Oakland to finish as pro football's top runner with 1,133 yards. Little also becomes first Bronco to rush for more than 1,000 yards in a season.

1972

JANUARY 5 — John Ralston, successful head coach at Stanford, is announced as Denver's new head coach. He later adds the title of general manager. **MARCH 16** — For the first time in the history of Denver professional football, there will be no public sale of season tickets, it is reported. Season ticket holders renewed 46,500 of the 47,500 available season tickets and further exercised their option for 8,000 additional tickets. **APRIL 5** — Long-time Rocky Mountain Empire Sports employee Earl Hartman dies of cancer. Hartman was Treasurer of Empire Sports and Business Manager of the Broncos at the time of his death.

1973

MARCH 3 — Season ticket holders renew 47,800 of 48,000 season tickets to assure Denver again of having no public sale of season ducats. **OCTOBER 14** — Charley Johnson also becomes the 18th quarterback in pro football history to go over 20,000 yards lifetime as he throws for 214 yards and three TDs to Haven Moses in a 48-20 win at Houston. **OCTOBER 22** — With "Orange Monday" banners waving, the Broncos perhaps play the most important game to date in the club's history against Oakland on national television. Denver comes back to knot the contest, 23-23, on a 35-yard field goal by Jim Turner. **NOVEMBER 25** — Denver defeats Kansas City, 14-10, to take over first place in the AFC West with three games to go. The win moves the Broncos to 6-3-2 — the six victories mark the second best mark ever for a Denver team to date. **DECEMBER 9** — Denver 42, San Diego 28! The Broncos are winners at last as Denver clinches the team's seventh victory of the season, assuring the club of a winning record for the first time.

1974

JANUARY — Four Broncos (Floyd Little, Haven Moses, Riley Odoms and Paul Smith) are invited to play in the Pro Bowl. John Ralston is named AFC Coach of the Year for guiding Denver to its first winning season ever. Odoms is named All-Pro by NEA. **SEPTEMBER 10** — Denver voters pass a \$25 million bond issue to expand and improve Mile High Stadium to over 75,000 seats. The stadium was projected to be finished in time for the 1976 regular season. **SEPTEMBER 22** — The Broncos and the Pittsburgh Steelers play in the first regular-season overtime game as a 35-35 score was present at the end of regulation play. Neither team scored in the sudden death period. **NOVEMBER 28** — Before a television audience estimated at 35 million, the Broncos riddle the Detroit Lions 31-27 on Denver's first Thanksgiving Day game in Detroit. **DECEMBER 8** — Denver assures itself of its second consecutive winning season, and Otis Armstrong sets a single-game rushing mark of 183 yards as the Broncos down Houston 37-14. **DECEMBER 15** — Otis Armstrong finishes the season with 1,407 yards and the NFL rushing title, becoming one of a half dozen players ever to average more than 100 yards per game in pro football.

1975

JANUARY — Otis Armstrong and Riley Odoms represent the Broncos in the annual Pro Bowl contest in Miami, Fla. **FEBRUARY** — Expansion of Mile High Stadium begins, and it will provide 63,500 seating capacity for the 1976 season and an ultimate capacity of 75,000 in 1977. **DECEMBER 14** — Floyd Little winds up his career as the seventh all-time rusher in the NFL with 6,323 career yards.

1976

JANUARY 26 — Tight end Riley Odoms and linebacker Randy Gradishar are the Broncos representatives in the Pro Bowl in New Orleans. **MARCH 28** — Quarterback Charley Johnson announces his retirement from the National Football League after a 15-year career. Johnson led the club to its first two winning seasons in 1973 and 1974. **JUNE 27** — Lyle Alzado is one of three finalists for the Man of the Year Award and Rick Upchurch is honored as the American Conference Offensive Rookie of the Year by the NFL Players Association. **SEPTEMBER 26** — Rick Upchurch ties an NFL record by returning two punts for touchdowns in a 44-13 win over the visiting Cleveland Browns. **OCTOBER 24** — Rick Upchurch ties an NFL record with his fourth punt return touchdown of the season in a 35-26 win over Kansas City. **NOVEMBER 7** — With two field goals and six extra points, Jim Turner becomes the fifth player in pro football history to surpass 1,200 points. **NOVEMBER 14** — Denver shuts out San Diego, 17-0, marking the first time the club has recorded two shutouts in one season. Denver had shut out the Chargers 26-0 Oct. 3. **DECEMBER 12** — The Broncos stop Chicago, 28-14, for their ninth win of the season, marking the highest total in Denver history. Otis Armstrong rushes for 116 yards to reach 1,008 for the season, his second 1,000-yard campaign in his career. **DECEMBER 18** — Fred Gehrke, long-time Bronco administrator, is named general manager.

1977

JANUARY 17 — Rick Upchurch and Otis Armstrong are the Broncos' participants in the annual AFC-NFC Pro Bowl in Seattle. **JANUARY 31** — John Ralston resigns as Head Coach of the Denver Broncos. **FEBRUARY 1** — Robert (Red) Miller, a former Broncos assistant coach, is named as the team's eighth head coach. **JUNE 12** — Lyle Alzado is named winner of the National Football League Players Association's Byron "Whizzer" White Award as the group's Man of the Year. **OCTOBER 16** — Pushing their season record to 5-0, the Broncos use seven interceptions and a touchdown pass to kicker Jim Turner to trounce the defending world champion Oakland Raiders, 30-7. **NOVEMBER 27** — In a showdown of the two best records in the NFL, the Broncos get a 73-yard interception return for a touchdown by Tom Jackson to bump Baltimore, 27-13, and run their record to 10-1. **DECEMBER 4** — With a 24-14 win at Houston, the Broncos clinch a playoff berth, the first in the club's history. Later in the day, the Broncos clinch the AFC Western Division championship when the Raiders fall to the Los Angeles Rams. **DECEMBER 18** — The Broncos lose to Dallas in the regular-season finale, 14-6, but post the best record in the history of the franchise, 12-2, tied with Dallas for the best in the NFL. **DECEMBER 24** — Before the largest crowd ever to watch a sporting event in the state of Colorado, 75,011, the Broncos stop the Pittsburgh Steelers in the first round of playoff action, 34-21.

1978

JANUARY 1 — In a hard-fought game at Mile High Stadium, the Broncos dethrone the Raiders, 20-17, for the AFC championship and a trip to the Super Bowl in New Orleans. **JANUARY 15** — The Broncos fall to the Cowboys, 27-10, in Super Bowl XII. **JANUARY 23** — Lyle Alzado, Randy Gradishar, Tom Jackson, Billy Thompson and Louis Wright represent the Broncos in the Pro Bowl, the largest Denver contingent to date. **MARCH** — Only 143 season tickets are not renewed, a new all-time low. **DECEMBER 3** — The Broncos win by 21-6 score at Oakland, holding the Raiders without a touchdown for the second time in the season to move into one game of AFC West crown. **DECEMBER 10** — Denver downs Kansas City, 24-3, winning its second consecutive division championship, as QB Craig Morton goes 19-for-22 with 16 consecutive completions, both second best all-time NFL marks. **DECEMBER 30** — Denver loses in the playoffs to the eventual Super Bowl-champion Pittsburgh Steelers, 33-10.

HISTORICAL HIGHLIGHTS, CONT.

1979

JANUARY 29 — The Broncos are represented by an all-time high of seven players in the Pro Bowl—Lyle Alzado, Randy Gradishar, Tom Jackson, Riley Odoms, Bill Thompson, Rick Upchurch and Louis Wright. **MARCH** — Only 161 season tickets are not renewed, virtually assuring the Broncos of their tenth consecutive sellout season. **NOVEMBER 11** — Rick Upchurch becomes the all-time pro football record holder in career punt return yardage. He set the record vs. New England, surpassing the late Emlien Tunnell's total of 2,209 yards. **DECEMBER 17** — Denver clinches a playoff berth for the third consecutive year. **DECEMBER 23** — Denver loses in a Wild Card Game at Houston, 13-7.

1980

JANUARY 27 — The Broncos are represented in the Pro Bowl by Randy Gradishar, Tom Jackson, Rick Upchurch and Louis Wright. **MARCH** — Only 146 season tickets are not renewed for 1980, virtually assuring the club of its 11th consecutive sellout campaign. **OCTOBER 5** — Randy Gradishar returns an interception 93 yards for a touchdown vs. Cleveland, the longest such return in team history and the NFL's longest for 1980 season. **OCTOBER 13** — Fred Steinfort kicks a 57-yard field goal against Washington, tying record for third-longest kick in NFL history.

1981

JANUARY — Fred Steinfort is named by Pro Football Weekly as that publication's Golden Toe Award winner for the 1980 season, having tied for the league lead with 26 field goals. **FEBRUARY 25** — Edgar F. Kaiser Jr. is introduced as the new owner of the Denver Broncos, having purchased the club from principal owners Gerald H. Phipps and Allan R. Phipps. **MARCH 10** — Grady Alderman is named new General Manager and Dan Reeves is named as the new Head Coach. **MARCH** — The Broncos are sold out for their 12th consecutive season. **SEPTEMBER** — Craig Morton throws four touchdown passes in each of two consecutive games, vs. Baltimore and San Diego, a first in franchise history. Wide receiver Steve Watson ties a team record with three touchdown receptions against the Colts on September 20. **NOVEMBER 22** — Watson catches a touchdown pass at Cincinnati to set a new team record with 13 touchdown catches in one season. **DECEMBER 20** — Watson gains 82 yards on receptions at Chicago, establishing a new Broncos single season mark with 1,244 reception yards. Morton sets single-season Broncos records for yards gained (3,213), yards passing (3,195) and average gain per play (8.37) while Watson leads the AFC in reception yardage (1,244) and touchdown receptions (13).

1982

JANUARY 31 — The Broncos are represented in the Pro Bowl by Randy Gradishar, Bob Swenson, Bill Thompson and Steve Watson. **MARCH** — Only 49 season ticket accounts are not renewed for 1982, virtually assuring the Broncos of their 13th consecutive sellout season in Mile High Stadium. **SEPTEMBER 21** — The NFL Players Association begins the first regular-season strike in NFL history, resulting in the cancellation of games for eight consecutive weeks. **DECEMBER 3** — Hein Poulus is named Vice President and General Manager of the Broncos. **DECEMBER 19** — Rick Upchurch returns a punt 78 yards for a touchdown against Kansas City to tie the then all-time pro football record of eight career touchdowns on punt returns.

1983

JANUARY 3 — Final NFL statistics show Rick Upchurch as the NFL's punt return leader with a 16.1 average and Luke Prestridge as the league's leading punter with a 45.0 average. **FEBRUARY 6** — The Broncos are represented in the Pro Bowl game by Randy Gradishar, Luke Prestridge and Rick Upchurch. **MARCH 15** — Only 89 season ticket accounts are not renewed for 1983, virtually assuring the Broncos of their 14th consecutive sellout season in Mile High Stadium. **MAY 2** — In the biggest trade in franchise history, Denver acquires quarterback John Elway, the first player taken in the NFL draft, and signs him to a five-year contract. **DECEMBER 11** — Elway throws three fourth-quarter touchdown passes to erase a 19-0 deficit and lead the Broncos to a 21-19 playoff-clinching win over Baltimore. This marks the fourth Broncos appearance in playoff competition. **DECEMBER 24** — Denver loses its Wild Card Playoff Game at Seattle, 31-7.

1984

JANUARY 29 — Randy Gradishar makes his seventh Pro Bowl appearance. Louis Wright also is named to the AFC Pro Bowl team but is unable to play because of a fractured finger. **MARCH** — Only 146 season ticket accounts are not renewed for 1984, virtually assuring the Broncos of their 15th consecutive sellout season in Mile High Stadium. **MARCH 23** — Pat Bowlen is introduced as the new owner of the Denver Broncos, assuming the title of President and Chief Executive Officer. **NOVEMBER 18** — The Broncos beat Minnesota 42-21 for the club's 10th consecutive victory, a team record. John Elway ties a Denver record throwing five touchdown passes in the game. **DECEMBER 15** — Denver wins its 13th game of the season, the most in Broncos history, and captures the AFC West crown with a 31-14 win over Seattle. Sammy Winder finishes the season with 1,153 yards rushing, and Steve Watson gains 1,170 yards receiving — the first time Denver has had 1,000-yard performers in both categories in the same season. **DECEMBER 30** — Pittsburgh defeats Denver 24-17 in a Divisional Playoff Game.

1985

JANUARY 27 — Sammy Winder represents the Broncos in the Pro Bowl. **FEBRUARY 18** — Owner Pat Bowlen names John Beake as General Manager and Dan Reeves as Vice President of the club. **MARCH** — Only 82 season ticket accounts are not renewed for the 1985 season, virtually assuring the Broncos of their 16th consecutive sellout season in Mile High Stadium. **DECEMBER 20** — Denver beats Seattle 27-24 to close out the season at 11-5. The Broncos set season records with total yards (5,496) and total points (380). John Elway, who threw for 432 yards against Seattle, set Denver records for total offense (4,144 yards) and passing yards (3,891) for the season, and Karl Mecklenburg's 13 quarterback sacks also set a new Broncos standard.

1986

FEBRUARY 2 — The Broncos are represented by four players in the Pro Bowl—Rulon Jones, Karl Mecklenburg, Dennis Smith and Louis Wright. **FEBRUARY 26** — Owner Pat Bowlen holds ground breaking ceremonies for 60 luxury Penthouse Suites to be built atop Mile High Stadium's fifth level. **MARCH** — Only 127 season ticket accounts are not renewed for the 1986 season, virtually assuring the Broncos of their 17th consecutive sellout season in Mile High Stadium. **OCTOBER 12** — The Broncos post a 31-14 win over San Diego to equal the best start in team history with 6-0 record. **DECEMBER 13** — Denver, which had clinched AFC Western Division title by virtue of a Seattle win over Los Angeles the previous Monday night, clinches homefield advantage for first playoff game by defeating Washington, 31-30. **DECEMBER 20** — The Broncos conclude regular-season play with their second consecutive 11-5 record. Thirty-five individual and team records are set by the Broncos in 1986. DE Rulon Jones was named the AFC Defensive Player of the Year by UPI, and LB Karl Mecklenburg was named the AFC Player of the Year by the Football News.

1987

JANUARY 4 — The Broncos post a 22-17 playoff win against New England before 76,105, the largest crowd ever to watch a Denver home game. **JANUARY 11** — The Broncos post a thrilling, 23-20 overtime win over the Cleveland Browns to win the AFC championship and earn a trip to Super Bowl XXI. **JANUARY 18** — A crowd of over 63,000 attends a Mile High Stadium rally before the team's departure for Pasadena. **JANUARY 25** — The Broncos lose to the New York Giants by a 39-20 score in Super Bowl XXI, a game watched by 101,063 at the Rose Bowl and played before a national television audience of 127,000,000. In addition, the game was televised live in 53 other nations. **JANUARY 26** — More than 100,000 fans welcome the Broncos home in a parade through downtown Denver. **FEBRUARY 1** — Six Broncos play in the Pro Bowl—Keith Bishop, John Elway,

HISTORICAL HIGHLIGHTS, CONT.

Rulon Jones, Karl Mecklenburg, Dennis Smith and Sammy Winder. **MARCH** — Only 58 season ticket accounts are not renewed for the 1987 season, virtually assuring the Broncos of their 18th consecutive sellout season in Mile High Stadium, the longest sellout streak in the AFC and the second longest in the NFL. **AUGUST 9** — The Broncos lose 28-27 to the Los Angeles Rams in American Bowl '87, a preseason game played in storied Wembley Stadium in London, England. **SEPTEMBER 22** — The NFL Players Association goes on strike, resulting in the cancellation of games for the weekend of Sept. 28. **OCTOBER 4** — Denver loses 40-10 to Houston in the first of three "replacement" games. **NOVEMBER 29** — Denver grabs a 31-17 win over San Diego in the 400th game for both franchises. The contest also marks Dan Reeves' 100th game as the Broncos' head coach. **DECEMBER 27** — The Broncos win their third AFC West title in four years after shutting out San Diego 24-0 in a blizzard. Denver finishes the season with a 10-4-1 record, becoming the only team in the NFL to post eight 10-win seasons since 1977. Quarterback John Elway is named NFL Most Valuable Player by the Associated Press.

1988

JANUARY 10 — The Broncos advance to the AFC Championship Game with a 34-10 victory over Houston before 75,968 in Mile High Stadium. **JANUARY 17** — Denver becomes the first AFC team to win consecutive conference championships since Pittsburgh of 1978-79 by defeating Cleveland 38-33. The game garnered a 91 television share in the Denver area, believed to be an all-time national viewing high. **JANUARY 31** — The Broncos lose to Washington 42-10 in Super Bowl XXII in San Diego at Jack Murphy Stadium. **FEBRUARY 6** — Three players represent Denver in the Pro Bowl—Keith Bishop, John Elway and Karl Mecklenburg. **MARCH** — The Broncos are virtually assured of their 19th consecutive sellout campaign as just 91 season ticket accounts are not renewed for the 1988 campaign. **JUNE 3** — The Broncos acquire future Hall of Fame RB Tony Dorsett from the Dallas Cowboys in exchange for a future draft choice. The 1988 campaign marked Dorsett's 12th in pro football. **SEPTEMBER 26** — RB Tony Dorsett eclipses Jim Brown to become the second-leading rusher in pro football history, trailing only Walter Payton. **DECEMBER 17** — The Broncos close out the season with a 21-10 win over New England and a disappointing 8-8 record, marking the end of Denver's two-year reign as AFC champions. QB John Elway concludes the season with 3,309 yards passing and 234 yards rushing to become the first player in football history to have four consecutive years with more than 3,000 passing yards combined with more than 200 rushing yards. Dorsett finishes the year second to Payton among football's all-time rushing leaders with 12,739 yards.

1989

JANUARY 29 — Punter Mike Horan is the Broncos' lone representative in the AFC-NFC Pro Bowl Game. **APRIL** — The Broncos conclude season ticket renewals and waiting list additions for 1989, virtually assuring the team of its 20th consecutive sellout campaign at Mile High Stadium. **NOVEMBER 26** — The Broncos clinch their third AFC West title in four seasons after a 41-14 victory at home against Seattle. **DECEMBER 16** — Denver wraps up homefield advantage for the AFC Playoffs with 37-0 win at Phoenix.

1990

JANUARY 7 — The Broncos advance to the AFC Championship Game with a come-from-behind 24-23 win over Pittsburgh. **JANUARY 14** — The Broncos become the only AFC team to win three conference titles in the 1980s with a 37-21 victory over Cleveland in the AFC Championship Game. **JANUARY 28** — Denver loses 55-10 to San Francisco in Super Bowl XXIV in the New Orleans Superdome. **FEBRUARY 4** — Three players represent the Broncos in the Pro Bowl—Kicker David Treadwell, nose tackle Greg Kragen and safety Dennis Smith. Linebacker Karl Mecklenburg was selected to start in the game but could not participate because of a knee injury suffered in the Super Bowl. **FEBRUARY 26** — The National Football League announces that the Broncos will face Seattle in an Aug. 4 preseason game in Tokyo, Japan. **MARCH 5** — The Paul D. Bowlen Memorial Broncos Centre opens in southeast Denver, housing all of the team's office and training facilities. **AUGUST 5** — The Broncos defeat the Seattle Seahawks by a score of 10-7 in American Bowl '90 played before a sellout audience in the Tokyo Dome in Tokyo, Japan. The game marks Denver's second appearance in an international game with the club having played the Los Angeles Rams in London in a 1987 American Bowl contest. **NOVEMBER 22** — The Broncos drop a 40-27 game to the Detroit Lions in the Lions' annual Thanksgiving Day contest, marking Denver's fifth appearance in a Thanksgiving Day game—Four in Detroit and one in Denver (a 46-45 loss to the New York Titans in 1962). **DECEMBER 30** — Running back Bobby Humphrey finishes the season with 1,202 rushing yards, becoming one of just 10 backs to rush for over 1,000 yards in each of their first two NFL seasons. Mike Horan leads the NFL in gross punting average (44.4) and net punting average (38.9). The Broncos also boast the NFL's kickoff return leader in Kevin Clark, who posts a 25.3-yard average.

1991

FEBRUARY 3 — Safeties Steve Atwater and Dennis Smith, along with running back Bobby Humphrey, appear in the AFC-NFC Pro Bowl game in Honolulu, Hawaii. It is the first appearance each for Atwater and Humphrey. **JULY 27** — The Broncos lose 14-3 to Detroit in the Hall of Fame Game played in Canton, Ohio. Former Broncos assistant coach Stan Jones is inducted into the Hall of Fame. **SEPTEMBER 1** — Denver records its biggest opening day win ever with a 45-14 pounding of Cincinnati. **DECEMBER 8** — A 17-7 win at Cleveland clinches a playoff berth for the Broncos. **DECEMBER 22** — Denver closes out the regular season at 12-4 and wins the AFC West title for the fifth time in eight years.

1992

JANUARY 4 — The Broncos overcome a 21-6 deficit to defeat Houston 26-24 in an AFC Divisional Playoff Game. The winning field goal was set up by a drive that began at the Denver 2-yard line. The Broncos converted two fourth-down plays to keep the possession alive. **JANUARY 12** — Despite a sterling effort by Denver's defense, the Broncos fall 10-7 to Buffalo in the AFC Championship Game. The Bills' high-powered offense managed just 213 yards and 12 first downs in the game. **FEBRUARY 2** — Running back Gaston Green, linebacker Karl Mecklenburg, and safeties Steve Atwater and Dennis Smith represent the Broncos in the Pro Bowl. **MARCH** — The Broncos conclude season ticket renewals and waiting list additions for 1992, virtually assuring the franchise of its 23rd consecutive sellout season. Denver is also named a participant in American Bowl '92, to be played in Berlin. **AUGUST 15** — The Broncos lose to the Miami Dolphins, 31-27, in American Bowl '92 in Berlin's Olympic Stadium. **DECEMBER 28** — Denver Broncos President Pat Bowlen announces that the franchise will not renew the contract of Dan Reeves, thus creating a coaching vacancy in Denver for the first time since 1981. Reeves ends his Denver career with a record of 116-78-1.

1993

JANUARY 25 — Wade Phillips is hired as the 10th head coach in Broncos history, signing a three-year contract as head coach after four seasons as the Broncos' defensive coordinator. **MAY** — The Broncos conclude their season ticket sales, guaranteeing the 24th consecutive sellout campaign at Mile High Stadium. **DECEMBER** — Quarterback John Elway is named AFC Most Valuable Player (UPI, Kansas City 101 Club, Football News) after his best pro season in which he led the AFC in passer rating (92.8), attempts (551), completions (348), completion percentage (63.2), touchdowns (25) and yards (4,030).

1994

JANUARY 9 — The Broncos return to the playoffs as a Wild Card team, dropping a 42-24 first round game to the Los Angeles Raiders at the Los Angeles Memorial Coliseum. The Wild Card Playoff Game marks Denver's ninth nationally televised game of the 1993 season, bringing the Broncos' eight-year total (1986-93) to 84 national television dates. **FEBRUARY 6** — The Broncos are represented in the AFC-NFC Pro Bowl game by quarterback John Elway, tight end Shannon Sharpe, linebacker Karl Mecklenburg, and safeties Steve Atwater and Dennis Smith. **MARCH** — The Broncos and Raiders are named to oppose each other in an American Bowl '94 game in Barcelona. The Broncos thus join San Francisco as the only two teams to have been asked to represent the NFL in London, Tokyo, Berlin, and Barcelona.

1995

JANUARY 31 — Mike Shanahan is hired as the 11th head coach in Broncos history. Shanahan, a Denver assistant coach from 1984-87 and 1989-91, signed a seven-year contract as head coach after spending the previous three years in San Francisco, where he served as offensive coordinator. **FEBRUARY 5** — The Broncos are represented in the annual AFC-NFC Pro Bowl by safety Steve Atwater, quarterback John Elway and offensive tackle Gary Zimmerman. Tight end Shannon Sharpe was also selected but did not play. **MARCH** — The Broncos are selected to face San Francisco in an American Bowl '95 Game in Tokyo, joining the 49ers and Dallas as the only NFL teams to participate in five American Bowl Games. **MAY** — The Broncos conclude season ticket renewals and waiting list additions for 1995, leading to an anticipated 26th consecutive season of sellouts at Mile High Stadium. **AUGUST 5** — The Broncos defeat San Francisco 24-10 in the American Bowl in Tokyo, Japan. **NOVEMBER 5** — John Elway passes for 256 yards in a 38-6 Broncos home win over Arizona to surpass the 40,000-yard passing plateau, becoming the seventh player in pro football history to accomplish that feat. **NOVEMBER 19** — KOA play-by-play announcer Larry Zimmer calls his 500th Broncos game as a member of the KOA broadcast team as Denver defeats San Diego 30-27. **DECEMBER 10** — Broncos running back/kick returner Glyn Milburn tallies an NFL-record 404 all-purpose yards (131 rushing, 45 receiving, 133 KOR, 95 PR) in a 31-27 loss to Seattle at Mile High Stadium. **DECEMBER 24** — The Broncos close the season with a 31-28 win at Oakland and post franchise single-season records in seven different offensive categories: points scored (388), total yards (6,040), average gain per play (5.70), average gain per rush (4.53), touchdown passes (27), passing yards (4,045) and first downs passing (205).

1996

FEBRUARY 4 — Denver is represented in the annual AFC-NFC Pro Bowl in Honolulu by safety Steve Atwater, kicker Jason Elam, running back/kick returner Glyn Milburn, wide receiver Anthony Miller and tight end Shannon Sharpe. Tackle Gary Zimmerman was selected but does not play because of injury. **OCTOBER 20** — Terrell Davis sets a franchise record with 194 rushing yards in a 45-34 win over the Baltimore Ravens. **DECEMBER 1** — The Broncos win the AFC West and clinch homefield advantage for the playoffs with a 34-7 win over Seattle. The win is also Denver's ninth consecutive, marking the second-longest streak in franchise history. **DECEMBER 15** — John Elway becomes the winningest quarterback in NFL history with a 24-19 defeat of Oakland, the 126th of his career. The win also secures a perfect 8-0 home record for the season for just the second time in franchise history. **DECEMBER 22** — Elway becomes just the third player in NFL history to pass for more than 45,000 yards in a career. Terrell Davis wins the AFC rushing crown with a then franchise-record 1,538 yards while also posting franchise bests in carries (345), rushing touchdowns (13) and total touchdowns (15). The team ties for the NFL's best record (13-3; ties for best in franchise history) and ranks first in the league in total offense and rushing offense as well as fourth in total defense, including a No. 1 mark against the run. Franchise records are set for points scored (391), highest average gain per rush (4.5; tie with 1995 team), fewest rushing yards allowed (1,331) and fewest rushing first downs allowed (67). **DECEMBER 26** — Terrell Davis is named NFL Offensive Player of the Year by the Associated Press and joins three other Broncos as first-team All-Pro performers— Shannon Sharpe, Alfred Williams and Gary Zimmerman.

1997

JANUARY 4 — Denver hosts its first playoff game since Jan. 4, 1992, as the Jacksonville Jaguars come to Mile High Stadium for an AFC Divisional Playoff contest. **FEBRUARY 2** — Denver is represented in the annual AFC-NFC Pro Bowl in Honolulu by safety Tyrone Braxton, running back Terrell Davis, defensive tackle Michael Dean Perry, linebacker Bill Romanowski, tight end Shannon Sharpe and defensive end Alfred Williams. Safety Steve Atwater, quarterback John Elway and tackle Gary Zimmerman also are selected but do not play in the game because of injury. **FEBRUARY 4** — The Broncos unveil new uniforms featuring the traditional Broncos orange with a navy blue, and a new helmet logo that features a powerful, dynamic Bronco. **MARCH** — The Broncos are selected to face Miami in an American Bowl '97 contest in Mexico City, Mexico. The appearance marks the Broncos' sixth in an American Bowl, tying the club with San Francisco for most in the NFL since American Bowl games began being played in 1985. **AUGUST 4** — Denver and Miami meet in Mexico City, Mexico, in an American Bowl '97 contest won by the Dolphins, 38-19, at Estadio Guillermo Canedo. **SEPTEMBER 21** — Running back Terrell Davis sets a franchise single-game record by rushing for 215 yards in a 38-20 win over Cincinnati at Mile High Stadium. **OCTOBER 6** — Denver defeats New England 34-13 in a Monday night battle of the league's two remaining unbeaten, representing the furthest into a season that two undefeated teams have met on *Monday Night Football*. **OCTOBER 26** — The Broncos defeat the Bills 23-20 in overtime at Buffalo's Rich Stadium, a mere 15 hours after arriving in Buffalo due to a severe snowstorm that dumped more than a foot of snow on the Denver area with drifts piled several feet higher in some areas. The Broncos' chartered flight leaves Denver 10 hours late at 8 p.m. (MT) Saturday, Oct. 25, after an ordeal that involves numerous players' vehicles being stranded in snowdrifts trying to reach the team buses at Broncos headquarters. Several players make their way to headquarters by way of snowmobiles after being picked up by citizens. **NOVEMBER 2** — John Elway sets two milestones and earns AFC Offensive Player of the Week honors on this day as the Broncos defeat Seattle 30-27 at Mile High Stadium. With 252 passing yards, Elway moves past Fran Tarkenton into second place all-time in NFL passing yardage, and his 276 total yards make him just the third player in NFL history to top the 50,000-yard plateau. **NOVEMBER 9** — Cornerback Darrien Gordon ties an NFL record by returning two punts for touchdowns in the same quarter, a feat previously accomplished just twice in NFL history. **DECEMBER 21** — Denver closes its regular season with a 38-3 victory over San Diego to secure its second consecutive undefeated regular season at home, becoming only the third NFL team to do so since the schedule expanded to 16 games in 1978. The Broncos set new franchise records by posting nine double-digit victories in one season and scoring more than 30 points in nine different games. **DECEMBER 27** — The Broncos defeat Jacksonville 42-17 in an AFC Wild Card Game at Mile High Stadium to record their first playoff victory since Jan. 4, 1992. In the game, Denver sets club postseason records for rushing yards (310), total yards (511), rushing attempts (49), points in a quarter (21; 4th quarter), total points (42), first downs (28), rushing first downs (18) and third-down efficiency (75%). Terrell Davis rushes for a club postseason record 184 yards and is complemented by Derek Loville's 103 yards rushing, making Denver just the third team in NFL postseason history to post two 100-yard rushers in the same game. Instrumental in the performance is the offensive line, which, as a unit, is named NFL Offensive Player of the Week. It marks just the second time in NFL history—and first in the postseason—that an Offensive Line is named Player of the Week.

1998

JANUARY 4 — Denver wins a road playoff game for only the second time in franchise history by defeating the Chiefs 14-10 in an AFC Divisional Playoff Game at Kansas City's Arrowhead Stadium. **JANUARY 11** — The Broncos win their fifth AFC Championship by topping the Steelers 24-21 at Pittsburgh's Three Rivers Stadium. The win makes Denver just the fifth Wild Card team to advance to the Super Bowl since the Wild Card format was adopted in 1970. **JANUARY 25** — The Broncos claim their first World Championship with a 31-24 victory over defending champion Green Bay in Super Bowl XXXII at Qualcomm Stadium in San Diego. The Broncos become the first team from the American Football Conference in 14 years to win the Super Bowl and only the second Wild Card team ever to do so. Running back Terrell Davis sets a Super Bowl record with three rushing touchdowns to claim the Pete Rozelle Award as the game's Most Valuable Player. Davis finishes with 157 yards rushing and ties the Super Bowl record for total touchdowns (3) and points scored (18). **JANUARY 27** — An estimated 650,000 fans gather in downtown Denver for a victory parade and rally to honor the World Champion Denver Broncos. The parade follows a route along 17th Street, from Wynkoop to Broadway, and then along Broadway for several blocks before working its way to the steps of the Denver City and County Building, where a rally is held. Broncos owner Pat Bowlen, head coach Mike Shanahan, quarterback John Elway, running back Terrell Davis, Colorado Governor Roy Romer and Denver Mayor Wellington Webb address the sea of Broncos fans who pack the grounds in front of the stage, and Elway and Davis are honored with street signs bearing their names. **FEBRUARY 1** — The Broncos are represented in the annual AFC-NFC Pro Bowl in Honolulu by running back Terrell Davis, center Tom Nalen, tight end Shannon Sharpe and defensive end Neil Smith. Quarterback John Elway also is selected but opts not to play in the game due to injury. **APRIL 22** — Colorado Governor Roy Romer signs into law SB 171, a bill authorizing

HISTORICAL HIGHLIGHTS, CONT.

voters to decide upon a ballot issue that would appropriate tax money to partially fund a new football stadium in Denver. **JUNE 5** — Broncos players and coaches receive their Super Bowl rings in a private ceremony at team headquarters. **JUNE 16** — The Denver Broncos travel to Washington, D.C., for a special ceremony in which they are honored by President Bill Clinton at the White House for their victory in Super Bowl XXXII. Terrell Davis delivers to the President a Broncos jersey number "11" with "Clinton" on the back. **SEPTEMBER 21** — The Denver Broncos and San Diego Chargers are selected to play the first NFL game in Australia, an American Bowl '99 contest on Sunday, Aug. 8, at Stadium Australia at Homebush Bay in Sydney. **OCTOBER 25** — Broncos kicker Jason Elam ties a 28-year-old NFL record by making a 63-yard field-goal attempt vs. Jacksonville at Mile High Stadium. The record-tying kick comes in the final seconds of the first half in a game won by the Broncos, 37-24. **NOVEMBER 3** — Denver-area voters approve a ballot issue to appropriate tax money to partially fund a new football stadium in Denver. The Broncos would begin play in the new stadium at the beginning of the 2001 season. **NOVEMBER 22** — Broncos quarterback John Elway becomes just the second player in NFL history to compile 50,000 yards passing during a career, joining Miami's Dan Marino. Elway reaches the plateau on a 5-yard completion to wide receiver Willie Green in the first quarter of a 40-14 win over Oakland at Mile High Stadium. **NOVEMBER 29** — The Broncos clinch the AFC West division title for the ninth time in franchise history with a 31-16 win at San Diego. **DECEMBER 6** — The Broncos tie an NFL record by winning their 18th game in a row (regular and postseason combined) with a 35-31 comeback defeat of Kansas City at Mile High Stadium. The win also gave the Broncos a 13-0 record to begin the season. **DECEMBER 27** — The Broncos close the regular season with a 14-2 record, best in franchise history, by virtue of a 28-21 win over Seattle. It marks the third consecutive season in which the club went undefeated at home as it joins just three other teams in NFL history to accomplish the feat and becomes the first to do so since the 16-game schedule was instituted in 1978. In the game, Terrell Davis rushes for 178 yards to finish with 2,008 for the season and 6,413 for his career, overtaking Floyd Little (6,323) as the club's all-time leading rusher. He becomes just the fourth player in NFL history to rush for more than 2,000 yards in a season, joining Eric Dickerson (2,105 in 1984), Barry Sanders (2,053 in 1997) and O.J. Simpson (2,003 in 1973), and also sets Broncos single-season records for rushing attempts (392), rushing touchdowns (21), touchdowns (23), points scored (138), total yards from scrimmage (2,225) and 100-yard games (11). Davis is named NFL Most Valuable Player by the Associated Press and is a unanimous All-NFL selection along with tight end Shannon Sharpe. The Broncos set franchise single-season records for rushing touchdowns (26), passing touchdowns (32), total touchdowns (62), points scored (501), first downs (347), rushing yards (2,468), total yards (6,092), highest average gain per play (5.9), PATs made (58) and attempted (59) and punting average (46.2).

1999

JANUARY 9 — Denver defeats Miami 38-3 in an AFC Divisional Playoff Game at Mile High Stadium to win its fifth consecutive postseason contest. It is Denver's largest winning margin in the postseason, and the team sets postseason defensive records for rushing yards (14), rushing average (1.1) and points (3) allowed. Terrell Davis' 199 rushing yards represent the fourth-highest single-game total in NFL postseason history. **JANUARY 17** — Denver defeats the New York Jets 23-10 in the AFC Championship Game at Mile High Stadium to reserve its sixth Super Bowl trip, an AFC record. **JANUARY 31** — Denver defeats Atlanta 34-19 in Super Bowl XXXIII at Pro Player Stadium in Miami, Fla., to claim its second consecutive World Championship. Denver becomes just the sixth franchise in league history to win back-to-back Super Bowls, joining Green Bay (Super Bowls I, II), Miami (VII and VIII), Pittsburgh (IX and X; XIII and XIV), San Francisco (XXIII and XXIV) and Dallas (XXVII and XXVIII). John Elway is named Most Valuable Player of Super Bowl XXXIII, passing for 336 yards and a touchdown, and rushing for another score. Terrell Davis (102 yds.) sets an NFL record by rushing for 100 yards in his seventh consecutive postseason contest, and fullback Howard Griffith rushes for two touchdowns. Rod Smith's 80-yard touchdown reception from Elway stands as the second-longest play from scrimmage in Super Bowl history and defensive tackle Mike Lodish sets an NFL record by playing in his sixth Super Bowl (4 with Buffalo, 2 with Denver). Cornerback Darrien Gordon's 108 yards on two interception returns establish a Super Bowl record and also make him the Super Bowl career leader for interception-return yards. **FEBRUARY 1** — The Broncos return to Denver from Miami and are greeted by an estimated 375,000 fans lining a parade route that takes the team through downtown, along Broadway, to a rally at Civic Center Park. From the steps of the Denver City and County Building, Broncos players and coaches thank the fans for their support and share the victory with them. Broncos owner Pat Bowlen, head coach Mike Shanahan, quarterback John Elway, running back Terrell Davis, Colorado Governor Bill Owens and Denver Mayor Wellington Webb address the crowd. **FEBRUARY 7** — The Broncos are represented in the annual AFC-NFC Pro Bowl in Honolulu by a franchise-record 10 players—safety Steve Atwater, running back Terrell Davis, kicker Jason Elam, quarterback John Elway, tackle Tony Jones, wide receiver Ed McCaffrey, center Tom Nalen, linebacker Bill Romanowski, guard Mark Schlereth and tight end Shannon Sharpe. Davis and Sharpe are unable to play in the game due to injury. **APRIL 10** — Chinese Premier Zhu Rongji visits the Paul D. Bowlen Memorial Broncos Centre as part of a nine-day U.S. tour to promote trade with China. The Premier requested the visit as one of the highlights of his trip, and said, "It is a pleasure to visit the home of the Broncos. They are the champions of American football." **MAY 2** — John Elway announces his retirement in a press conference at the Inverness Hotel and Golf Club in Englewood. **JUNE 6** — Broncos players, coaches and staff receive their Super Bowl rings in a private ceremony followed by a party at the Broadmoor in Colorado Springs, Colo. **AUGUST 7** — Denver defeats San Diego 20-17 in American Bowl '99 at Stadium Australia, in Sydney, Australia, site of the 2000 Summer Olympics. It is the first NFL game played on the Australian continent. **SEPTEMBER 13** — John Elway is inducted into the Denver Broncos Ring of Fame in a ceremony held at halftime of Denver's season-opening Monday night game vs. Miami. He is the 16th inductee into the prestigious group — the first since 1993 (Louis Wright) — and the first for whom the traditional five-year waiting period is waived. Elway's familiar No. 7 is also retired on this night, assuring that the number he wore for 16 brilliant seasons will never be worn again by a Bronco. **SEPTEMBER 26** — Broncos tight end Shannon Sharpe becomes the leading receiver in franchise history, catching five passes for 39 yards against Tampa Bay at Raymond James Stadium to surpass the previous standards held by Lionel Taylor (543-6,872). Sharpe finishes the day at 547 receptions and 6,897 yards. **OCTOBER 3** — Kicker Jason Elam becomes the Broncos' all-time leading scorer, surpassing Jim Turner (742 points) in Denver's game vs. the New York Jets at Mile High Stadium. Elam's seven points (2 field goals, 1 PAT) raise his career total to 748 points. **OCTOBER 17** — Denver has two players post 100 or more receiving yards in the same game for the first time in franchise history as Byron Chamberlain (123 yards) and Ed McCaffrey (116) both top the century mark in Denver's 31-10 defeat of Green at Mile High Stadium. **DECEMBER 19** — Denver linebacker Glenn Cadrez returns a fumble 37 yards for a touchdown in overtime to lift the Broncos over the Seattle Seahawks, 36-30. It is just the second overtime game in NFL history to be decided by a fumble return for a touchdown. In the contest, Jason Elam became the franchise's all-time leader in successful PATs and attempted field goals, passing Jim Turner in both categories.

2000

JANUARY 2 — Running back Olandis Gary sets franchise rookie rushing record by finishing the 1999 season with 1,159 yards on 276 carries. Also, wide receiver Rod Smith tops the 1,000-yard receiving mark for the third consecutive season—a franchise record—and rookie return man Chris Watson sets a franchise single-season record for kickoff returns (48) in Denver's season-finale vs. San Diego at Mile High Stadium. **FEBRUARY 6** — The Broncos are represented at the annual AFC-NFC Pro Bowl in Honolulu by center Tom Nalen, defensive tackle Trevor Pryce and fullback/special teams player Detron Smith. **MAY** — The Broncos conclude season ticket renewals and waiting list additions for 2000, leading to an anticipated 31st consecutive season of sellouts at Mile High Stadium. **SEPTEMBER 10** — The Broncos begin their final season of play at Mile High Stadium with a 42-14 win over Atlanta before a crowd of 75,466 in the home opener. **SEPTEMBER 17** — Broncos rookie running back Mike Anderson becomes just the ninth player in NFL history to rush for more than 100 yards in each of his first two NFL games, picking up 187 in a win at Oakland. He had 131 the previous week vs. Atlanta. **NOVEMBER 13** —

Denver defeats Oakland 27-24 in the final *Monday Night Football* game at Mile High Stadium on a 41-yard field goal by Jason Elam as time expired. Overall, the Broncos were 15-6-1 in the 22 Monday night games played at Mile High from 1973-2000.

NOVEMBER 19 — The Broncos improve to 7-4 with the second-largest fourth-quarter comeback in franchise history, overcoming a 34-17 deficit to beat the San Diego Chargers 38-37. Quarterback Gus Frotter, replacing the injured Brian Griese, broke Frank Tripucka's 38-year-old franchise passing record (447) with 462 passing yards and tied the team record with five touchdown passes. **DECEMBER 3** — Mike Anderson rushes for 251 yards in a 38-23 win at New Orleans to set an all-time NFL rookie rushing record for a single game. He also broke the franchise single-game rushing mark by posting the fourth best rushing day by any player in NFL history, and set a Broncos record with four touchdowns in the game. Jason Elam also set an NFL record, converting his 304th consecutive point-after attempt, breaking Norm Johnson's previous record of 303. **DECEMBER 23** — The Broncos play their final game ever at Mile High Stadium, defeating San Francisco 38-9 before the second-largest crowd in the stadium's history, 76,098. It was the largest crowd ever for a Broncos regular season game, and those in attendance were treated to an outstanding performance from the home team on this historic day. The Broncos set franchise single-season records for passing yards (4,243) and total yards (6,554) with the latter figure ranking fifth in NFL history. Ed McCaffrey and Rod Smith each hit the 100-catch mark for the season—becoming just the second pair of teammates to do so in the same season in NFL history—with McCaffrey (101) breaking Lionel Taylor's 39-year old franchise record (100) while Smith ties it. Smith shatters the club record with 1,602 receiving yards for the season. Running back Mike Anderson sets franchise rookie rushing records with 1,487 yards and 15 touchdowns for the season.

2001

FEBRUARY 4 — The Broncos are represented at the annual AFC-NFC Pro Bowl in Honolulu by quarterback Brian Griese, center Tom Nalen, defensive tackle Trevor Pryce and wide receiver Rod Smith. Griese and Nalen are unable to play because of injuries. **MAY** — The Broncos conclude season ticket renewals and waiting list additions for 2001, leading to an anticipated 32nd consecutive season of home sellouts, in their first season at INVESCO Field at Mile High. **AUGUST 25** — The Broncos play their first preseason game at INVESCO Field at Mile High vs. the New Orleans Saints, winning 31-24. **SEPTEMBER 10** — The Broncos officially christen INVESCO Field at Mile High with a season-opening 31-20 win over the New York Giants on *Monday Night Football*. The game is marred only by the broken left leg suffered by wide receiver Ed McCaffrey and further put out of the spotlight the next morning by the terrorist attacks on the United States. **SEPTEMBER 23** — Wide receiver Rod Smith sets a team record with 14 receptions in a 38-17 win at Arizona. **OCTOBER 7** — Cornerback Deltha O'Neal ties an NFL record by becoming the 18th player in league history (19th time) to intercept four passes in one game in Denver's 20-6 defeat of Kansas City at INVESCO Field at Mile High. He joins former Broncos Austin "Goose" Gonsoulin (1960) and Willie Brown (1964) on that list. **NOVEMBER 5** — Kicker Jason Elam becomes one of just 30 players in NFL history to score 1,000 career points, converting four field goals in a 38-28 loss at Oakland on *Monday Night Football*. His second field goal also accounts for the 20,000th point scored in the history of *Monday Night Football*. **NOVEMBER 22** — The Broncos defeat the Dallas Cowboys 26-24 at Texas Stadium on Thanksgiving Day, marking the club's first Thanksgiving Day appearance since 1990.

2002

JANUARY 28 — Ted Sundquist is promoted to general manager after six years as director of college scouting. **FEBRUARY 4** — The Broncos are represented in the annual AFC-NFC Pro Bowl in Honolulu by tight end Dwayne Carswell, kicker Jason Elam, linebacker/special teams player Ian Gold, cornerback Deltha O'Neal, defensive tackle Trevor Pryce, wide receiver Rod Smith and linebacker Al Wilson. Pryce and Smith are unable to play because of injuries. **MAY** — The Broncos conclude season ticket renewals and waiting list additions for 2002, leading to an anticipated 33rd consecutive season of home sellouts. **OCTOBER 20** — Tight end Shannon Sharpe sets an NFL record for a tight end and a franchise receiving record with 214 receiving yards on 13 receptions, including two touchdowns, in Denver's 37-34 come-from-behind overtime win at Kansas City. **DECEMBER 15** — Rookie running back Clinton Portis ties a Broncos record by becoming just the second player in franchise history to score four touchdowns in a game. He scores three times by rush and once receiving in Denver's 31-24 win over Kansas City at INVESCO Field at Mile High. **DECEMBER 29** — Running back Clinton Portis closes his rookie season with a 228-yard rushing effort in a win vs. Arizona at INVESCO Field at Mile High to finish the season with a franchise rookie-record 1,508 rushing yards, the fifth-best rushing season by a rookie in NFL history. His 228 rushing yards tie for the best effort in the NFL in 2002 and tie for the fourth-most by a rookie in a single game in NFL history. Additionally, Portis' two touchdowns on the day give him 17 for the season (15 rushing, 2 receiving), tied for third-most by a rookie in NFL history. For the season, he also posts the second-best yards-per-carry average (5.52) for a rookie in league history.

2003

JANUARY 7 — Running back Clinton Portis is named NFL Offensive Rookie of the Year by the Associated Press. He is the third Bronco to be named either offensive or defensive Rookie of the Year, joining running back Mike Anderson (2000) and linebacker Mike Croel (1991). **JANUARY 20** — Larry Cover is promoted from linebackers coach to defensive coordinator. **FEBRUARY 2** — The Broncos are represented in the annual AFC-NFC Pro Bowl in Honolulu by defensive end Trevor Pryce and linebacker Al Wilson. **MARCH 17** — The Broncos announce that the club will hold training camp in 2003 at its permanent facility in Dove Valley in suburban Denver after 21 years at the University of Northern Colorado in Greeley. **APRIL 18** — Construction begins at the Broncos' Dove Valley training complex on a third outdoor practice field, to feature a FieldTurf™ artificial surface. **MAY** — The Broncos conclude season ticket renewals and waiting list additions for 2003, leading to an anticipated 34th consecutive season of home sellouts. **JUNE 10** — Crews begin to install FieldTurf™ surface on new third practice field, initiating a two-week installation process. **JULY 24** — The Broncos open training camp at the Paul D. Bowlen Memorial Broncos Centre, the first training camp to be held at the team's permanent training facility in suburban Denver. **NOVEMBER 16** — Wide receiver Rod Smith returns a punt 65 yards for a touchdown vs. San Diego. Coupled with Deltha O'Neal's 57-yard punt return for a score in the Broncos previous game vs. New England (Nov. 3), the Broncos become the first team in NFL history to have a different player return a punt for a touchdown in back-to-back games. **DECEMBER 14** — Jason Elam scores his 1,300th career point, reaching that milestone in fewer games than any player in NFL history (170). **DECEMBER 21** — The Broncos defeat Indianapolis 31-17 at the RCA Dome in an ESPN-televised Sunday night game to clinch the organization's first playoff berth since the 2000 season. In the game, Rod Smith passes Terrell Davis (8,887 yards) for the most career total yards from scrimmage by a Bronco, and Shannon Sharpe passes Henry Ellard (814) for ninth place on the all-time NFL receptions list.

2004

JANUARY 31 — John Elway is elected to the Pro Football Hall of Fame in his first year of eligibility, becoming the first Bronco in the Hall to have played his entire career with the team. Elway joins Bob Brown, Carl Eller and Barry Sanders in the Hall of Fame's Class of 2004 with enshrinement scheduled for Aug. 8. **FEBRUARY 8** — The Broncos are represented in the annual AFC-NFC Pro Bowl in Honolulu by center Tom Nalen, running back Clinton Portis and linebacker Al Wilson. **MID-FEBRUARY** — Construction begins on a \$4 million renovation and expansion project to upgrade the team's headquarters, the Paul D. Bowlen Memorial Broncos Centre, in suburban Denver. Included in the project is a new strength and conditioning center that houses the team's weight room, an indoor conditioning area and a new home for the field-maintenance department. The new weight room is approximately 9,000 square feet in size, nearly three times the size of the previous weight room. Also included in the renovation project is an expanded training room and a cafeteria that seats approximately 120. **MAY** — The Broncos conclude season ticket renewals and waiting list additions for 2004, leading to an anticipated 35th consecutive season of home sellouts. **JULY** — The \$4 million renovation and expansion of the team's permanent training facility is completed in time for the opening of training camp. **SEPTEMBER 24** — Mike Shanahan becomes one of an elite group of coaches to post 100 total wins in their first 10 seasons with one club with Denver's 23-13 triumph over San Diego. **OCTOBER 10** — Reuben Droughns' 193 rushing yards against Carolina mark the most by a Broncos player in his first start at running back and the ninth-highest regular-season

HISTORICAL HIGHLIGHTS, CONT.

game total in franchise history (10th most in any game). **NOVEMBER 7** — After a three-catch, 29-yard, one-touchdown performance against Houston, wide receiver Rod Smith passes Shannon Sharpe to become the franchise leader in receptions and touchdown receptions passing Sharpe's totals of 675 and 55, respectively. **DECEMBER 5** — Kicker Jason Elam, in his 184th outing, against San Diego becomes the fastest NFL player to eclipse the 1,400-point plateau, reaching the milestone faster than Nick Lowery's mark of 203 contests. **DECEMBER 25** — On Christmas night, the Broncos defeat the Tennessee Titans 37-16 in Nashville, earning Shanahan his 100th regular-season win as Broncos head coach.

2005

JANUARY 2 — Quarterback Jake Plummer brings his final season passing yards total to a franchise-record 4,089 yards in the regular-season finale against Indianapolis. In the same game, he ties John Elway's franchise record with 27 touchdown passes in a single season. Linebacker D.J. Williams becomes the first rookie in franchise history to lead the team in tackles with 114. The Broncos' offense yields a franchise-low 15.0 sacks, marking the third-fewest in the NFL for the year. The team earns its second consecutive trip to the postseason. **FEBRUARY 13** — Newcomers John Lynch and Champ Bailey both play in the Pro Bowl. **MARCH** — The renovation of the locker room at the team's headquarters, the Paul D. Bowlen Memorial Broncos Centre, is complete. **MAY** — The Broncos conclude season ticket renewals and waiting list additions for 2005, leading to an anticipated 36th consecutive season of home sellouts. **SEPTEMBER 26** — Wide receiver Rod Smith becomes the first undrafted player in NFL history to reach 10,000 career receiving yards with a 19-yard catch from Jake Plummer in the third quarter of a home *Monday Night Football* game against the Chiefs. **OCTOBER 16** — The Broncos tie an NFL record by not committing a turnover for the fourth consecutive game during their victory against New England. **NOVEMBER 24** — Jake Plummer's streak of consecutive passes without an interception ends at 229 attempts with a second-quarter interception at Dallas in the Broncos' 24-21 overtime win against the Cowboys on Thanksgiving Day. Plummer's 229 attempts without an interception lasted eight complete games and 34 quarters and was the fourth-longest in the NFL since 1996. **DECEMBER 11** — Mike Shanahan becomes the Broncos' all-time leader in career victories, collecting his 118th career win with Denver's 12-10 win against Baltimore at INVESCO Field at Mile High. Champ Bailey records an interception for the fifth consecutive game, setting a franchise record. **DECEMBER 17** — With a win at Buffalo, the Broncos clinch a playoff berth for the third consecutive season, tying for the longest streak of consecutive postseason appearances in franchise history. **DECEMBER 24** — The Broncos defeat the Oakland Raiders 22-3 on Dec. 24 at INVESCO Field at Mile High to post a perfect home record (8-0) for the fifth time in team history. The win also clinched the club's 10th division title and first since the 1998 season as well as the No. 2 seed in the AFC Playoffs. **DECEMBER 31** — Denver concludes the regular season with a 23-7 win at San Diego, putting the team's record at 13-3 to tie for the second-most wins in a season in franchise history. The Broncos finish the year with their second consecutive No. 5 NFL ranking in overall offense (360.4 ypg.) and post the second-highest rushing total (2,539 yds.) in club annals. Denver's run defense ranks second in the NFL (85.2 ypg.) and records the third-best single-season mark in team history. The Broncos finish the year ranked second in the NFL with a +20 turnover ratio and set a franchise record with a league-low 16 giveaways. Wide receiver Rod Smith totals his eighth 1,000-yard receiving season (1,105 yds.). The Broncos become only the third team in NFL history to have two 900-yard rushers (Mike Anderson, Tatum Bell), a 1,000-yard receiver (Rod Smith) and a 3,000-yard passer (Jake Plummer) in the same season.

2006

JANUARY 14 — The Broncos defeat the Patriots 27-13 in an AFC Divisional Playoff Game to mark the club's first postseason victory at INVESCO Field at Mile High and propel the team to the AFC Championship Game. The win, which was Denver's first in the postseason since defeating Atlanta to capture Super Bowl XXXIII on Jan. 31, 1999, ended the Patriots' NFL-record 10-game postseason winning streak and halted the title hopes of the two-time defending Super Bowl champions. Kicker Jason Elam becomes Denver's all-time postseason leader in points and field goals against the Patriots. In addition, the win gave Head Coach Mike Shanahan more postseason victories (8) than any coach in Broncos history. **JANUARY 22** — The Broncos host the Steelers in the AFC Championship Game at INVESCO Field at Mile High but lose 34-17, marking the club's first home loss in a conference championship game (4-1). **FEBRUARY 12** — Cornerback Champ Bailey, safety John Lynch, wide receiver Rod Smith and linebacker Al Wilson play in the Pro Bowl. Quarterback Jake Plummer was selected to play in the all-star game as an alternate but was unable to participate due to an injury. **FEBRUARY 22** — The Broncos extended the contract of General Manager Ted Sundquist through the 2008 season with an option for the 2009 campaign. **APRIL 29** — On the first day of the 2006 NFL Draft, the Broncos acquire the 11th overall pick from St. Louis (in exchange for the 15th overall pick and a 2006 third-round choice) and select highly touted Vanderbilt quarterback Jay Cutler. **MAY** — The Broncos conclude season ticket renewals and waiting list additions for 2006, leading to an anticipated 37th consecutive season of home sellouts. **SEPTEMBER 10** — In the Broncos' season opener at St. Louis, wide receiver Rod Smith becomes the 15th player in NFL history to record 800 career receptions. **OCTOBER 9** — Head Coach Mike Shanahan coaches his 200th career regular season game against Baltimore on *Monday Night Football* as the Broncos defeat the Ravens 13-3. Shanahan's 125 wins through his first 200 games tie for the third most by a coach in the Super Bowl era (since 1966). **OCTOBER 22** — By allowing only one touchdown in its 17-7 win at Cleveland, Denver becomes the first team since the 1934 Detroit Lions to allow two or fewer touchdowns through its first six games of a season. **NOVEMBER 5** — The Broncos play their 700th all-time regular season game at Pittsburgh and defeat the Steelers 31-20. **NOVEMBER 23** — The Broncos visit the Chiefs on Thanksgiving Night in the first-ever game broadcast live by NFL Network but suffer a 19-10 loss to Kansas City. **NOVEMBER 27** — Rookie Jay Cutler is named the Broncos' starting quarterback by Head Coach Mike Shanahan at a Monday press conference, replacing Jake Plummer. **DECEMBER 3** — Jay Cutler makes the first start of his career in a *Sunday Night Football* game against Seattle at INVESCO Field at Mile High. He completes 10-of-21 passes for 143 yards with two touchdowns and two interceptions as Denver loses to the Seahawks, 23-20. **DECEMBER 24** — With two touchdown passes against Cincinnati, Jay Cutler becomes the first rookie in NFL history to throw multiple touchdown passes in each of his first four games. **DECEMBER 31** — Denver concludes the regular season with a 26-23 overtime loss at home to San Francisco, ending the club's three-year streak of advancing to the playoffs. The Broncos finish the year with a 9-7 record, marking their fifth consecutive year with a winning record to tie for the longest such streak in franchise history. Cornerback Champ Bailey ties for the NFL lead with 10 interceptions, the second-highest total in franchise history, and leads the league with 11 takeaways as he finishes second in voting for NFL Defensive Player of the Year (Associated Press). Quarterback Jay Cutler posts the second-highest touchdown percentage (6.6) among NFL rookies since 1970 (min. 125 attempts). Running back Tatum Bell records the first 1,000-yard rushing season of his career with 1,025 rushing yards while running back Mike Bell posts the fourth-highest rushing total (677) by any undrafted rookie in the NFL since 1967. Kicker Jason Elam sets a franchise single-season record for field-goal accuracy (93.1%) by connecting on 27-of-29 attempts. Denver sets a franchise record for a 16-game season by committing only 67 penalties for a club all-time low of 478 yards.

2007

JANUARY 1 — Cornerback Darrent Williams, a 2005 second-round draft choice by the Broncos, dies at age 24. The entire football team travels by charter flight to Fort Worth, Texas, to attend his funeral on January 6. **FEBRUARY 10** — Cornerback Champ Bailey and safety John Lynch play in the Pro Bowl while linebacker Al Wilson, selected to the all-star game, does not play because of a thumb injury. **FEBRUARY 24** — Running back Damien Nash, a second-year player who completed his first season with the Broncos in 2006, dies at age 24. A large contingent of his teammates attends his funeral in St. Louis on March 5. **APRIL 10** — Broncos President and CEO Pat Bowlen is inducted into the Colorado Sports Hall of Fame. **APRIL 12** — Broncos safety John Lynch is named winner of the National Football League Players Association's Byron "Whizzer" White Award. **MAY** — The Broncos conclude season ticket renewals and waiting list additions for 2007, leading to an anticipated 38th consecutive season of home sellouts. **SEPTEMBER 23** — Terrell Davis is inducted into the Denver Broncos Ring of Fame

in a ceremony held at halftime of Denver's game against Jacksonville. He is the 21st inductee into the prestigious group.

NOVEMBER 19 — In front of a national television audience on *Monday Night Football*, the Broncos score four touchdowns of at least 40 yards (2 pass, 1 rush, 1 punt return) in the same game for the first time in club history en route to defeating Tennessee 34-20. **DECEMBER 31** — The Broncos conclude their 2007 season with a 7-9 record following their 22-19 overtime victory at home against Minnesota. Denver's 7-9 record ended its club-record tying seven-year streak of posting at least a .500 winning percentage. Kicker Jason Elam's 30-yard field goal in overtime proves to be the game winner, making him the NFL's first kicker since the 1970 NFL merger to convert four game-winning walk-off field goals in the same year. Wide receiver Brandon Marshall totals his third 10-catch game (114 yds., 1 TD) in the last four weeks and finishes the year with the third-most receptions (102) by a second-year player in NFL history while posting the second and third-best respective single-season outputs for catches and receiving yards (1,325) by a Bronco in club annals. Selvin Young becomes the first undrafted player ever to lead Denver in rushing, posting the third-most rushing yards (729) by an undrafted rookie in NFL history.

2008

JANUARY 11 — Joe Ellis is promoted to Chief Operating Officer for the Broncos. Ellis spent the previous 10 seasons as the Broncos' Executive Vice President of Business Operations. **FEBRUARY 2** — Tackle Gary Zimmerman is elected to the Pro Football Hall of Fame and joins John Elway as the second player who spent a primary portion of his career with the Broncos to be honored by the Hall. Zimmerman is joined in his class by Fred Dean, Darrell Green, Art Monk, Emmitt Thomas and Andre Tippett with enshrinement ceremonies scheduled for Aug. 2. **FEBRUARY 10** — Cornerback Champ Bailey and safety John Lynch both start in the Pro Bowl with both players making their fourth consecutive all-star appearances. Bailey's eight career Pro Bowl selections tie for the second most by a cornerback in NFL history while Lynch's nine career all-star selections rank second among safeties in league annals. **FEBRUARY 15** — Wide receiver Rod Smith, the Broncos' all-time leading receiver who spent the entire 2007 campaign on the physically unable to perform list due to a hip injury, is placed on the reserve/retired list. **FEBRUARY 19** — Bob Howsam, the founding owner of the Broncos who brought professional football to Denver, passes away. He helped form the American Football League in 1959 and also spearheaded the construction of Bears Stadium, which was later expanded to become Mile High Stadium. **MAY 6** — Jim Goodman is promoted to Vice President of Football Operations/Player Personnel for the Broncos. **MAY** — The Broncos conclude season ticket renewals and waiting list additions for 2008, leading to an anticipated 39th consecutive season of home sellouts. **SEPTEMBER 14** — In a 39-38 win over San Diego, the Broncos become just the third team in NFL history to give up the opportunity for a tie and win a game with a two-point conversion. Wide receiver Brandon Marshall's 18 receptions are a franchise record and tie for the second-highest single-game total in NFL history. **NOVEMBER 6** — With their 34-30 comeback win at Cleveland on *Thursday Night Football*, the Broncos become just the second original AFL team to reach 400 overall victories. **DECEMBER 28** — Denver concludes the 2008 season with an 8-8 record following a 52-21 loss at San Diego in a game that decided the AFC West champion. Quarterback Jay Cutler's 4,526 passing yards for the year were a club single-season record and made him just the third player in league history with three years' experience or less to reach the 4,500-yard passing mark. With 104 catches, wide receiver Brandon Marshall becomes just the second Bronco in club history with consecutive 100-reception outputs. Wide receiver Eddie Royal posts the second-most receptions (91) by a rookie in NFL history. The Broncos set a club record and tie for the NFL lead in fewest sacks allowed (12). **DECEMBER 30** — Mike Shanahan is relieved from his position as Executive Vice President of Football Operations/Head Coach of the Broncos. Shanahan guided Denver to consecutive Super Bowl victories in 1997-98 along with seven postseason berths and finished his 14-year head coaching career as the franchise's all-time winningest coach with a 146-91 (.616) overall record.

2009

JANUARY 12 — Josh McDaniels is introduced as the 12th head coach in Broncos history after spending eight seasons on the coaching staff of the New England Patriots, helping the club win three Super Bowl titles. **FEBRUARY 8** — Quarterback Jay Cutler, wide receiver Brandon Marshall and center Casey Wiegman play in the Pro Bowl. **FEBRUARY 12** — Brian Xanders is promoted to general manager after spending the 2008 season as Denver's assistant general manager. **APRIL 2** — The Broncos acquire quarterback Kyle Orton along with a first-round pick in 2009 and '10 as well as a third-round pick in '09 from the Bears in exchange for quarterback Jay Cutler and a fifth-round pick in '09. **MAY** — The Broncos conclude season ticket renewals and waiting list additions for 2009, leading to an anticipated 40th consecutive season of home sellouts. **MAY 12** — Tight end Shannon Sharpe is elected as the 22nd member of the Broncos Ring of Fame. **SEPTEMBER 13** — Denver kicks off its 50th season of professional football as one of eight original American league teams. With Denver trailing Cincinnati 7-6 with 28 seconds to play in their season opener, Kyle Orton's pass intended for Brandon Marshall is tipped by a Bengals defender into the hands of Broncos wide receiver Brandon Stokley, who races 62 yards down the left sideline for the game-winning score. In all, the 87-yard touchdown marked the longest game-winning touchdown from scrimmage in the final minute of the fourth quarter of a game in NFL history. Josh McDaniels earns his first victory as an NFL head coach. **SEPTEMBER 20** — Sharpe is inducted into the club's Ring of Fame in a halftime ceremony during Denver's regular-season home opener against Cleveland. Outside linebacker/defensive end Elvis Dumervil ties a club record with four sacks against the Browns. **OCTOBER 11** — The Broncos don their "throwback" uniforms from the 1960-61 seasons in a 20-17 overtime win over New England: The team wore mustard gold jerseys with brown pants, vertically-striped brown and gold socks and brown helmets with numbers on the sides. **OCTOBER 19** — Wide receiver Eddie Royal returns a kickoff (93 yds.) and punt (71 yds.) for a touchdown in Denver's 34-23 win at San Diego to help the Broncos improve to 6-0 on the season. It marked just the 11th time in NFL history (6th since the merger) that a player accomplished that feat in a game. The 6-0 start tied McDaniels for the third best start by a rookie head coach since 1930 as he joined Red Miller (1977) as only the second head coach in Denver history to win his first six games with the club. **DECEMBER 13** — Wide receiver Brandon Marshall sets an NFL record with 21 receptions (200 yds.) in a 28-16 loss at Indianapolis. **DECEMBER 27** — Dumervil records two sacks in Denver's 30-27 loss at Philadelphia to set a Broncos single-season sack record (17).

2010

JANUARY 3 — Denver concludes its 50th season with an 8-8 record following a 44-24 loss to the Kansas City Chiefs. **JANUARY 31** — Cornerback Champ Bailey, tackle Ryan Clady, safety Brian Dawkins, outside linebacker/defensive end Elvis Dumervil and wide receiver Brandon Marshall play in the Pro Bowl. **FEBRUARY 6** — Running back Floyd Little is elected to the Pro Football Hall of Fame, joining John Elway (1983-98) and Gary Zimmerman (1993-97) as one of three Pro Football Hall of Famers who spent a primary portion of their career with the Broncos. Little joins Russ Grimm, Rickey Jackson, Dick LeBeau, John Randle, Jerry Rice and Emmitt Smith in the Hall of Fame Class of 2010 with enshrinement scheduled for Aug. 7. **SEPTEMBER 20** — Wide receiver Kenny McKinley dies at age 23; the team wears McKinley's No. 11 jersey emblem in remembrance for the rest of the season. **OCTOBER 31** — The Broncos play their first regular-season game on foreign soil when they drop a 24-16 decision to the San Francisco 49ers in London as part of the NFL's International Series. **DECEMBER 6** — Josh McDaniels is relieved of his duties as head coach of the Broncos. Eric Studesville, who tutored the running backs in his first season with the Broncos, takes over as the interim head coach for the season's final four games. **DECEMBER 19** — Rookie quarterback Tim Tebow makes his first career start in a 39-23 loss against Oakland, finishing with the highest passer rating (100.5 / 8-of-16, 138 yds., TD) by a Broncos rookie making his first NFL start and adding 78 yards rushing to mark the third-highest rushing total by a Broncos quarterback in team history. **DECEMBER 27** — Wide receiver Brandon Lloyd is named to his first career Pro Bowl. The ninth-year pro finished the season as the first player in team history to lead the NFL in receiving yards (1,448), while also setting career highs in receptions (77), receiving average (18.8) and receiving touchdowns (11).

HISTORICAL HIGHLIGHTS, CONT.

2011

JANUARY 2 — Denver concludes the regular season with a 4-12 record after a 33-28 loss to San Diego at INVESCO Field at Mile High. **JANUARY 5** — Hall of Fame quarterback John Elway is named Executive Vice President of Football Operations and Joe Ellis is appointed as President of the Broncos. **JANUARY 13** — John Fox is named the 14th head coach in team history after spending the previous nine years at the helm of the Carolina Panthers, where he led the team to two NFC South titles and an appearance in Super Bowl XXXVIII. **JANUARY 27** — Cornerback Champ Bailey was selected to his 10th career Pro Bowl, passing Hall of Famer Mike Haynes for the most Pro Bowls in NFL history at the cornerback position. **JANUARY 31** — Longtime college scout Cornell Green is named AFC Scout of the Year by the Fritz Pollard Alliance. **FEBRUARY 5** — Tight end Shannon Sharpe is elected to the Pro Football Hall of Fame, joining Richard Dent, Marshall Faulk, Chris Hanburger, Les Richter, Ed Sabol and Deion Sanders in the Hall of Fame Class of 2011 with enshrinement scheduled for Aug. 6. **FEBRUARY 25** — Head Athletic Trainer Steve "Greek" Antonopoulos is honored as the 2011 Fain-Cain Memorial Award recipient at the NFL Physicians Society Scientific Meeting in Indianapolis. **AUGUST 16** — The Metropolitan Football Stadium District agreed on a deal with Sports Authority to rename the Broncos' stadium Sports Authority Field at Mile High. **OCTOBER 9** — Quarterback Kyle Orton is replaced by quarterback Tim Tebow at halftime of the Broncos' 29-24 loss to the San Diego Chargers. Tebow went on to lead the Broncos to a 7-4 record down the stretch—including six consecutive wins at one point—as a starter. **DECEMBER 27** — Cornerback Champ Bailey, defensive end Elvis Dumervil and linebacker Von Miller are named to the 2012 Pro Bowl. Bailey becomes one of just six players in NFL history to be selected to 11 Pro Bowls. Miller becomes just the second Broncos rookie (K David Treadwell, 1989) to be selected to the league's annual All-Star Game as a rookie.

2012

JANUARY 1 — Denver loses to the Kansas City Chiefs by a score of 7-3 but still manages to capture its first AFC West title and postseason berth in six seasons. The Broncos set a team record with 2,632 rushing yards on the season. **JANUARY 8** — Quarterback Tim Tebow finds wide receiver Demaryius Thomas for an 80-yard touchdown on the first play of overtime to give Denver a 29-23 win over the Pittsburgh Steelers in their AFC Wild Card matchup. Head Coach John Fox becomes just the third head coach since the 1970 merger to take over a team with four or fewer victories the season before and lead it to a division title and a playoff win in his first season. **JANUARY 11** — Former Broncos Owner Edgar Kaiser passes away at the age of 69. **JANUARY 14** — The Broncos fall to the New England Patriots 45-10 to end their 2011 season with an overall record of 9-9. **JANUARY 17** — Offensive tackle Ryan Clady and Willis McGahee are added to the AFC Pro Bowl roster and Matt Russell is promoted to director of player personnel after serving the previous three seasons as the club's director of college scouting. **JANUARY 28** — The Broncos name Jack Del Rio as the team's seventh defensive coordinator in seven seasons. **FEBRUARY 3** — Denver hires former agent Mike Sullivan as the team's director of football administration. **FEBRUARY 4** — Linebacker Von Miller is named NFL Defensive Rookie of the Year by the Associated Press to become the first Broncos player to win the award since linebacker Mike Croel in 1991. **MARCH 20** — The Broncos sign quarterback Peyton Manning, the only four-time MVP in NFL history. **MARCH 21** — Denver trades quarterback Tim Tebow to the New York Jets. **MAY** — The Broncos conclude season ticket renewals and waiting list additions for 2012, leading to an anticipated 43rd consecutive season of home sellouts. **MAY 7** — The Broncos and General Manager Brian Xanders part ways... Xanders had worked for the club since 2008 when he was hired as an assistant general manager. **MAY 17** — Former wide receiver Rod Smith is selected as the 23rd member of the Denver Broncos Ring of Fame. **SEPTEMBER 9** — Broncos win their season opener 31-19 over the Pittsburgh Steelers as Peyton Manning became the third (and fastest) player in NFL history to throw 400 touchdowns. **OCTOBER 15** — Tailing the San Diego Chargers 24-0 at halftime on *Monday Night Football*, the Broncos tie for the largest comeback in team history (and tie for the largest road comeback in NFL history) with a 35-24 win. **DECEMBER 26** — Five Broncos are named to the AFC Pro Bowl squad: cornerback Champ Bailey, tackle Ryan Clady, defensive end Elvis Dumervil, quarterback Peyton Manning and linebacker Von Miller. **DECEMBER 30** — Denver finishes the regular season with a 13-3 record and the AFC's No. 1 seed by completing a sweep of its AFC West opponents with a 38-3 win against the Kansas City Chiefs... Broncos Head Coach John Fox captures his 100th overall career win in the season finale and Denver ends the year on an 11-game win streak (all by 7+ points to tie for the second-longest streak in league history).

2013

JANUARY 12 — Denver's season ends with a 38-35 overtime loss to the eventual Super Bowl-champion Baltimore Ravens in the coldest playoff game (13°) in team history. **JANUARY 17** — Quarterbacks Coach Adam Gase is promoted to offensive coordinator after former O.C. Mike McCoy is hired as head coach of the San Diego Chargers. **JANUARY 26** — Offensive guard Zane Beadles and wide receiver Demaryius Thomas are added to the Pro Bowl roster to represent the first such honor of each of their careers. **FEBRUARY 2** — Quarterback Peyton Manning is named Associated Press Comeback Player of the Year in addition to receiving first-team All-Pro honors. **MAY 7** — Tom Heckert is hired as the team's director of pro personnel. **SEPTEMBER 5** — The Broncos host the NFL Kickoff Game against the Super Bowl-champion Baltimore Ravens and avenge their loss to the club with a 49-27 win in which quarterback Peyton Manning ties an NFL record with seven passing touchdowns. **SEPTEMBER 27** — Ring of Fame Plaza is unveiled at Sports Authority Field at Mile High featuring pillars honoring each of the Ring's distinguished members. **NOVEMBER 4** — Head Coach John Fox undergoes a successful aortic valve replacement surgery after falling ill during the team's bye week. Defensive Coordinator Jack Del Rio is named the interim head coach and guides the Broncos to a 4-1 record during John Fox's recovery. **NOVEMBER 10** — The Broncos beat the Chargers 28-20 in Del Rio's debut as interim head coach and Owner Pat Bowlen earns his 300th career win to become the first owner in professional football history to reach 300 victories in 30 years. **NOVEMBER 19** — The Broncos break ground on a \$35 construction and renovation project at their team headquarters, including a new indoor practice facility west of the existing facility. **DECEMBER 8** — Head Coach John Fox returns to the sidelines during Denver's 51-28 wins against Tennessee that saw kicker Matt Prater boot an NFL-record 64-yard field goal. **DECEMBER 15** — Quarterback Peyton Manning is named *Sports Illustrated's* 2013 Sportsman of the Year. **DECEMBER 22** — The Broncos clinch their third consecutive AFC West title with a 37-13 win against Houston. Quarterback Peyton Manning breaks the single-season NFL record with his 51st passing touchdown of the season. **DECEMBER 29** — Denver closes out its regular season with a 34-14 win against Oakland. The Broncos end the year scoring the most points (606) in league history and Manning breaks the NFL single-season mark with 5,477 passing yards (and extends his single-season touchdown record to 55).

2014

JANUARY 19 — The Broncos earn their seventh Super Bowl trip in team history with a 26-16 win against New England in the AFC Championship Game. Peyton Manning becomes the third starting quarterback in NFL history to win a conference title with two different teams. **FEBRUARY 1** — Manning earns his NFL-record fifth Associated Press Most Valuable Player award. **FEBRUARY 2** — Head Coach John Fox becomes the sixth NFL coach to lead multiple teams to the Super Bowl as the Broncos find themselves on the losing end of a 43-8 game in Super Bowl XLVIII. **MAY 6** — Halfback/kicker Gene Mingo, wide receiver/returner Rick Upchurch and head coach Dan Reeves are elected as the newest members of the Broncos Ring of Fame. **JULY 23** — The Broncos announce that Owner Pat Bowlen has been privately battling Alzheimer's disease and is no longer able to be part of the team's daily operations... It is disclosed that the franchise is being held in a trust—the Pat Bowlen Trust—overseen by non-family trustees with President & CEO Joe Ellis continuing to operate the team with full authority on all matters. **OCTOBER 5** — Demaryius Thomas establishes a franchise record with 226 receiving yards against Arizona. Manning throws his 500th career touchdown pass to join Brett Favre in the exclusive 500 TD Club. **OCTOBER 9** — Manning throws three touch-

downs against San Francisco to give him 509 for his career, passing Favre (508) for the most in NFL history. **DECEMBER 14** — Denver earns a 22-10 victory against San Diego to earn its fourth consecutive AFC West Division title. The game marks the Broncos' 12th straight divisional road win to tie for the longest such streak in league history. **DECEMBER 7** — Manning's streak of 51 consecutive games with at least one touchdown pass—the third-longest streak all-time—comes to an end in Denver's Week 14 win against Buffalo. **DECEMBER 23** — An NFL-high nine Broncos are initially selected to play in the 2015 Pro Bowl. **DECEMBER 28** — Denver closes out its regular season with a 47-14 win against Oakland to earn the AFC's No. 2 playoff seed.

2015

JANUARY 12 — The Broncos and Head Coach John Fox mutually part ways following Denver's 24-13 loss to Indianapolis in the AFC Divisional Playoffs. **JANUARY 19** — Former Broncos quarterback and offensive coordinator Gary Kubiak is named the 15th head coach in franchise history. Running back C.J. Anderson becomes the 11th Bronco to be named to the 2015 Pro Bowl, representing the most selections in a single year in team history. **MAY 13** — Broncos Owner Pat Bowlen is elected as the 28th member of the club's Ring of Fame. **SEPTEMBER 13** — Denver beats Baltimore 19-13 in Week 1 to give Gary Kubiak a win in his Broncos debut as head coach. **SEPTEMBER 17** — The Broncos earn a 31-24 win against the Kansas City Chiefs at Arrowhead Stadium for their NFL-record 13th consecutive divisional road win. **NOVEMBER 1** — Denver (6-0) defeats the previously unbeaten Green Bay Packers (6-0), holding quarterback Aaron Rodgers to just 77 yards passing—the lowest total of his career... Quarterback Peyton Manning earns his 186th career regular-season win to tie Brett Favre for the most by a starting quarterback in NFL history... Broncos Owner Pat Bowlen is officially inducted as the 28th member of the team's Ring of Fame in a halftime ceremony during Denver's game against Green Bay. **NOVEMBER 15** — During Denver's 29-13 loss to Kansas City, Manning breaks Favre's NFL passing yardage record, finishing the game with 71,871 career yards before leaving the game due to injury. **NOVEMBER 22** — With Manning recovering from injury, fourth-year quarterback Brock Osweiler makes his first of seven consecutive starts and leads Denver to a 17-15 win at Chicago against former Head Coach John Fox. **NOVEMBER 29** — Denver erases a 14-point, fourth-quarter deficit to earn a 30-24 overtime win against the previously unbeaten New England Patriots. **DECEMBER 22** — Cornerback Chris Harris Jr., linebacker Von Miller, cornerback Aqib Talib and linebacker DeMarcus Ware are selected to the Pro Bowl. **DECEMBER 28** — Denver snaps a two-game losing streak and clinches its fifth consecutive postseason berth with a 20-17 overtime win against the Cincinnati Bengals at Sports Authority Field at Mile High.

2016

JANUARY 3 — Broncos quarterback Peyton Manning returns from injury in the second half of Denver's regular-season finale against the San Diego Chargers and helps spark the team to a 27-20 win to clinch its fifth consecutive AFC West Division title and the AFC's No. 1 seed. **JANUARY 24** — Denver holds off New England for a 20-18 win in the AFC Championship game to propel the club to its eighth Super Bowl appearance... The Broncos' two-point win against the Patriots was their 11th of the season decided by seven points or less to represent the most in NFL history. **FEBRUARY 7** — Denver captures third World Championship by defeating the Carolina Panthers 24-10 in Super Bowl 50 in Santa Clara, Calif.... Linebacker Von Miller becomes just the 10th defensive player to earn Super Bowl MVP honors by totaling 2.5 sacks and two forced fumbles against the Panthers. **FEBRUARY 9** — An estimated 1 million fans gather in downtown Denver for a victory parade and rally to honor the World Champion Denver Broncos. **MARCH 6** — Quarterback Peyton Manning informs the Broncos of his decision to retire and the team holds a press conference the next day at UHealth Training Center to honor the NFL's only five-time MVP. **MAY 17** — Kicker Jason Elam, linebacker Simon Fletcher and safety John Lynch are elected as the newest members of the Broncos Ring of Fame. **JUNE 6** — Broncos coaches, players and football staff visit the White House as guests of President Barack Obama in recognition of the team's victory in Super Bowl 50. **JUNE 12** — Members of the Super Bowl 50 team receive their championship rings in a ceremony and celebration at Sports Authority Field at Mile High. **SEPTEMBER 8** — Denver hosts the NFL Kickoff Game against the Carolina Panthers and comes out with a 21-20 win in a rematch of Super Bowl 50. **OCTOBER 24** — Kicker Jason Elam, linebacker Simon Fletcher and safety John Lynch—are officially inducted into the Broncos Ring of Fame during halftime of Denver's 27-9 win against the Houston Texans on *Monday Night Football*.

2017

JANUARY 1 — The Broncos earn a 24-6 win against the Oakland Raiders in their 2016 season finale to improve to 9-7 and ensure their 29th all-time winning season. **JANUARY 2** — Gary Kubiak steps down as head coach of the Broncos after helping Denver to the second-most wins in the NFL (24) in his two seasons and leading the team to its third Super Bowl title. **JANUARY 11** — Vance Joseph is introduced as the 16th head coach in Broncos history. **MARCH 13** — Outside linebacker DeMarcus Ware informs the Broncos of his decision to retire after three years with the team and 12 seasons overall in the NFL. **AUGUST 5** — Terrell Davis is officially inducted into the Pro Football Hall of Fame in Canto, Ohio. **SEPTEMBER 11** — Vance Joseph becomes the 12th coach in team history to win his regular-season debut, a 24-21 victory over the L.A. Chargers. **NOVEMBER 9** — Red Miller is officially inducted into the Broncos Ring of Fame during halftime of Denver's game against Cincinnati; A Pro Football Hall of Fame logo is unveiled next to Terrell Davis' Ring of Fame placard in a pregame ceremony.

2018

MARCH 14 — The Broncos announce the signing of QB Case Keenum. Denver also trades CB Aqib Talib to the L.A. Rams and QB Trevor Siemian to Minnesota. **APRIL 26** — The Broncos select OLB Bradley Chubb with the fifth selection in the NFL Draft. **AUGUST 23** — Owner Pat Bowlen selected as one of two contributor nominees for the Pro Football Hall of Fame Class of 2019. **OCTOBER 30** — Wide Receiver Demaryius Thomas is traded to Houston in exchange for a fourth-round selection in the 2019 NFL Draft. **NOVEMBER 1** — Bradley Chubb is named the NFL Defensive Rookie of the Month (Oct). **DECEMBER 15** — Linebacker Von Miller passes Ring of Famer Simon Fletcher's for the most sacks (98.0) in franchise history. **DECEMBER 18** — Rookie running back Phillip Lindsay and Miller selected to the Pro Bowl. **DECEMBER 30** — Denver finishes the season 6-10 after losing to the L.A. Chargers 23-9 at Broncos Stadium at Mile High. **DECEMBER 31** — Vance Joseph is relieved of his duties as head coach of the Broncos.

2019

JANUARY 10 — Vic Fangio is introduced as the 17th head coach in Broncos history. **FEBRUARY 2** — Owner Pat Bowlen and cornerback Champ Bailey are selected to the Pro Football Hall of Fame ahead of Super Bowl LIII in Atlanta. **MARCH 13** — Denver acquires quarterback Joe Flacco from Baltimore in exchange for a fourth-round draft pick in the 2019 NFL Draft. **JUNE 13** — Pat Bowlen passes away at the age of 75 following his courageous battle with Alzheimer's disease. **JUNE 18** — The Broncos and the Bowlen family hold an open-house public tribute celebrating the life and career of Pat Bowlen at Broncos Stadium at Mile High, which is attended by more than 5,000 fans, alumni and dignitaries. **AUGUST 3** — Pat Bowlen and Champ Bailey officially inducted into the Pro Football Hall of Fame in Canto, Ohio. **SEPTEMBER 6** — Broncos Field at Mile High officially renamed Empower Field at Mile High in a press conference in front of the Broncos' home stadium. **OCTOBER 11** — Members of the Broncos Top 100 Team are celebrated in a 'Fantennial' event at Empower Field at Mile High. **OCTOBER 13** — Champ Bailey inducted as the 33rd member of the Broncos Ring of Fame. **OCTOBER 22** — Wide receiver Emmanuel Sanders and a 2019 fifth-round selection traded to San Francisco in exchange for third-round and fourth-round selections in the 2020 NFL Draft. **DECEMBER 1** — Quarterback Drew Lock makes his first start and wins four of the next five games to match John Elway for the most wins (4) by a rookie quarterback in team history. **DECEMBER 17** — Linebacker Von Miller selected to his eighth career Pro Bowl, tying him with Pro Football Hall of Famers cornerback Champ Bailey and safety Steve Atwater for the second-most in team history. **DECEMBER 29** — Denver finishes the season 7-9 after defeating the Raiders 16-15.

ALL-TIME RESULTS



ALL-TIME GAME RESULTS

(* indicates night game)

1960

HEAD COACH: Frank Filchock

PRESEASON (0-5)

Day/Date	Score	W/L	Opponent	Location	Attend.
Fri., Aug. 5*	6-43	L	Boston Patriots	Providence, R.I.	4,706
Sat., Aug. 13*	14-31	L	Buffalo Bills	Rochester, N.Y.	6,200
Sat., Aug. 20*	3-42	L	Houston Oilers	Jeppesen Stadium	19,500
Sat., Aug. 27*	0-48	L	Dallas Texans	Little Rock, Ark.	5,500
Sat., Sept. 3*	30-36	L	Los Angeles Chargers	Los Angeles Coliseum	21,516
	53-192				57,422

REGULAR SEASON (4-9-1 overall / 4th AFL West / 2-4-1 home / 2-5 away)

Day/Date	Score	W/L	Opponent	Location	Attend.	Temp.	Den. QB	Opp. QB
Fri., Sept. 9*	13-10	W	Boston Patriots	Boston Univ. Field	21,597	78°	Tripucka	Songin
Sun., Sept. 18	27-21	W	Buffalo Bills	War Memorial Stadium	15,229	62°	Tripucka	O'Connell
Fri., Sept. 23*	24-28	L	New York Titans	Polo Grounds	20,462	70°	Tripucka	Dorow
Sun., Oct. 2	31-14	W	Oakland Raiders	Bears Stadium	18,372	71°	Tripucka	Flores
Sun., Oct. 16	19-23	L	Los Angeles Chargers	Bears Stadium	19,141	57°	Tripucka	Kemp
Sun., Oct. 23	31-24	W	Boston Patriots	Bears Stadium	12,683	69°	Tripucka	Songin
Sun., Oct. 30	14-17	L	Dallas Texans	Bears Stadium	13,002	45°	Tripucka	Davidson
Sun., Nov. 6	25-45	L	Houston Oilers	Bears Stadium	14,489	53°	Tripucka	Blanda
Sun., Nov. 13	7-34	L	Dallas Texans	Cotton Bowl	21,000	68°	Tripucka	Davidson
Sun., Nov. 20	10-20	L	Houston Oilers	Jeppesen Stadium	20,778	68°	Tripucka	Lee
Sun., Nov. 27	38-38	T	Buffalo Bills	Bears Stadium	7,785	37°	Tripucka	O'Connell
Sun., Dec. 4	27-30	L	New York Titans	Bears Stadium	5,861	33°	Tripucka	Dorow
Sat., Dec. 10	33-41	L	Los Angeles Chargers	Los Angeles Coliseum	9,928	62°	Tripucka	Kemp
Sat., Dec. 17	10-48	L	Oakland Raiders	Candlestick Park	7,000	50°	Tripucka	Flores
(Bye Oct. 9)	309-393				207,327			

1961

HEAD COACH: Frank Filchock

PRESEASON (1-4)

Day/Date	Score	W/L	Opponent	Location	Attend.
Sat., Aug. 12*	13-31	L	Dallas Texans	Midland, Texas	10,000
Sat., Aug. 19*	48-21	W	Oakland Raiders	Spokane, Washington	6,500
Fri., Aug. 25*	27-29	L	Dallas Texans	Fort Worth, Texas	21,710
Fri., Sept. 1*	10-42	L	Houston Oilers	Mobile, Alabama	10,087
Mon., Sept. 4	12-49	L	Oakland Raiders	Candlestick Park	6,300
	110-172				54,597

REGULAR SEASON (3-11 overall / 3rd AFL West / 1-6 away)

Day/Date	Score	W/L	Opponent	Location	Attend.	Temp.	Den. QB	Opp. QB
Sun., Sept. 10	22-10	W	Buffalo Bills	War Memorial Stadium	16,636	85°	Tripucka	O'Connell
Sat., Sept. 16*	17-45	L	Boston Patriots	Boston Univ. Field	14,479	65°	Tripucka	Parilli
Sun., Sept. 24	28-35	L	New York Titans	Polo Grounds	14,381	80°	Tripucka	Dorow
Sun., Oct. 1	19-33	L	Oakland Raiders	Candlestick Park	8,361	73°	Herring	Flores
Sun., Oct. 8	12-19	L	Dallas Texans	Bears Stadium	14,500	44°	Tripucka	Davidson
Sun., Oct. 15	27-24	W	Oakland Raiders	Bears Stadium	11,129	75°	Tripucka	Flores
Sun., Oct. 22	27-10	W	New York Titans	Bears Stadium	12,508	57°	Tripucka	Dorow
Sun., Oct. 29	0-37	L	San Diego Chargers	Balboa Stadium	32,584	66°	Tripucka	Kemp
Sun., Nov. 5	14-55	L	Houston Oilers	Bears Stadium	11,564	35°	Tripucka	Blanda
Sun., Nov. 12	16-19	L	San Diego Chargers	Bears Stadium	7,859	30°	Tripucka	Kemp
Sun., Nov. 19	10-23	L	Buffalo Bills	Bears Stadium	7,645	29°	Tripucka	Green
Sun., Nov. 26	14-45	L	Houston Oilers	Jeppesen Stadium	27,874	80°	Herring	Blanda
Sun., Dec. 3	24-28	L	Boston Patriots	Bears Stadium	9,303	55°	Herring	Songin
Sun., Dec. 10	21-49	L	Dallas Texans	Cotton Bowl	8,000	50°	Herring	Davidson
(Bye Dec. 17)	251-432				196,823			

1962

HEAD COACH: Jack Faulkner

PRESEASON (2-2)

Day/Date	Score	W/L	Opponent	Location	Attend.
Fri., Aug. 10*	17-33	L	Houston Oilers	Atlanta, Ga.	11,500
Sat., Aug. 18*	24-31	L	San Diego Chargers	Balboa Stadium	19,168
Fri., Aug. 24*	27-24	W	Dallas Texans	Fort Worth, Texas	18,000
Fri., Aug. 31*	41-12	W	Oakland Raiders	Stockton, Calif.	5,000
	109-100				53,668

REGULAR SEASON (7-7 overall / 2nd AFL West / 3-4 home / 4-3 away)

Day/Date	Score	W/L	Opponent	Location	Attend.	Temp.	Den. QB	Opp. QB
Fri., Sept. 7*	30-21	W	San Diego Chargers	Univ. of Denver Stadium	28,000	70°	Tripucka	Kemp
Sat., Sept. 15*	23-20	W	Buffalo Bills	War Memorial Stadium	30,577	60°	Tripucka	Dorow
Fri., Sept. 21*	16-41	L	Boston Patriots	Boston Univ. Field	21,038	50°	Tripucka	Parilli
Sun., Sept. 30	32-10	W	New York Titans	Polo Grounds	17,213	66°	Tripucka	Grosscup
Fri., Oct. 5*	44-7	W	Oakland Raiders	Bears Stadium	22,452	56°	Shaw	Davidson
Sun., Oct. 14	23-6	W	Oakland Raiders	Frank Youell Field	7,000	60°	Tripucka	Davidson
Sun., Oct. 21	20-10	W	Houston Oilers	Bears Stadium	34,496	72°	Tripucka	Blanda
Sun., Oct. 28	38-45	L	Buffalo Bills	Bears Stadium	26,051	59°	Tripucka	Rabb
Sun., Nov. 4	23-20	W	San Diego Chargers	Balboa Stadium	20,827	63°	Tripucka	Hadl
Sun., Nov. 11	29-33	L	Boston Patriots	Bears Stadium	28,187	57°	Tripucka	Parilli
Sun., Nov. 18	3-24	L	Dallas Texans	Bears Stadium	23,523	26°	Tripucka	Dawson
Thu., Nov. 22	45-46	L	New York Titans	Bears Stadium	15,776	43°	Tripucka	Green
Sun., Dec. 2	17-34	L	Houston Oilers	Jeppesen Stadium	30,650	70°	Tripucka	Blanda
Sun., Dec. 9	10-17	L	Dallas Texans	Cotton Bowl	19,137	51°	Tripucka	Dawson
(Bye Dec. 16)	353-334				324,927			

1963

HEAD COACH: Jack Faulkner

PRESEASON (2-3)

Day/Date	Score	W/L	Opponent	Location	Attend.	Temp.	Den. QB	Opp. QB
Sat., Aug. 3*	27-10	W	Houston Oilers	Univ. of Denver Stadium	11,445	62°	Slaughter	Blanda
Sun., Aug. 11	19-35	L	Oakland Raiders	Frank Youell Field	9,655	68°	Wood	Davidson
Sat., Aug. 17*	31-25	W	San Diego Chargers	Univ. of Denver Stadium	11,135	65°	Tripucka	Hadl
Fri., Aug. 23*	16-30	L	Kansas City Chiefs	Municipal Stadium	6,865	92°	Shaw	Dawson
Sat., Aug. 31*	14-21	L	Buffalo Bills	Winston-Salem, N.C.	7,000	78°	Tripucka	Kemp
	107-121				46,100			

REGULAR SEASON (2-11-1 overall / 4th AFL West / 2-5 home / 0-6-1 away)

Day/Date	Score	W/L	Opponent	Location	Attend.	Temp.	Den. QB	Opp. QB
Sat., Sept. 7*	7-59	L	Kansas City Chiefs	Univ. of Denver Stadium	21,115	70°	Tripucka	Dawson
Sat., Sept. 14*	14-20	L	Houston Oilers	Jeppesen Stadium	23,147	78°	Tripucka	Blanda
Sun., Sept. 29	14-10	W	Boston Patriots	Bears Stadium	18,636	76°	Slaughter	Parilli
Sun., Oct. 6	50-34	W	San Diego Chargers	Bears Stadium	18,428	80°	McCormick	Rote
Sun., Oct. 13	24-33	L	Houston Oilers	Bears Stadium	24,087	77°	McCormick	Blanda
Fri., Oct. 18*	21-40	L	Boston Patriots	Fenway Park	25,418	64°	Slaughter	Parilli
Sat., Oct. 26*	35-35	T	New York Jets	Polo Grounds	20,377	69°	Slaughter	Wood
Sun., Nov. 3	28-30	L	Buffalo Bills	Bears Stadium	19,424	51°	Slaughter	Kemp
Sat., Nov. 9*	17-27	L	Buffalo Bills	War Memorial Stadium	30,989	46°	Breaux	Kemp
Sun., Nov. 17	9-14	L	New York Jets	Bears Stadium	14,247	36°	Slaughter	Wood
Thu., Nov. 28	10-26	L	Oakland Raiders	Bears Stadium	14,763	40°	McCormick	Flores
Sun., Dec. 8	21-52	L	Kansas City Chiefs	Municipal Stadium	17,443	36°	Slaughter	Dawson
Sun., Dec. 15	31-35	L	Oakland Raiders	Frank Youell Field	15,223	44°	Slaughter	Flores
Sun., Dec. 22	20-58	L	San Diego Chargers	Balboa Stadium	31,312	69°	Breaux	Rote
(Bye Sept. 22)	301-473				298,213			

1964

HEAD COACH: Jack Faulkner (4 games) & Mac Speedie (10 games)

PRESEASON (2-3)

Day/Date	Score	W/L	Opponent	Location	Attend.	Temp.	Den. QB	Opp. QB
Sat., Aug. 8*	20-34	L	San Diego Chargers	Balboa Stadium	26,293	72°	Slaughter	Rote
Fri., Aug. 14*	7-20	L	Oakland Raiders	Bears Stadium	13,545	78°	McCormick	Davidson
Thu., Aug. 20*	32-20	W	Houston Oilers	Jeppesen Stadium	32,127	80°	Lee	Blanda
Fri., Aug. 28*	10-14	L	Kansas City Chiefs	Farrington Field, Fort Worth, Texas	19,500	88°	Lee	Wilson
Sat., Sept. 5*	27-17	W	Boston Patriots	Univ. of Denver Stadium	20,568	78°	Lee	Parilli
	96-105				112,033			

REGULAR SEASON (2-11-1 overall / 4th AFL West / 2-4-1 home / 0-7-1 away)

Day/Date	Score	W/L	Opponent	Location	Attend.	Temp.	Den. QB	Opp. QB
Sat., Sept. 12*	6-30	L	New York Jets	Shea Stadium	45,665	64°	Lee	Wood
Sun., Sept. 20	13-30	L	Buffalo Bills	War Memorial Stadium	28,501	65°	Lee	Kemp
Sun., Sept. 27	17-38	L	Houston Oilers	Bears Stadium	22,651	63°	Lee	Blanda
Sun., Oct. 4	10-39	L	Boston Patriots	Bears Stadium	15,485	59°	Lee	Parilli
<i>— Jack Faulkner out, Mac Speedie in as head coach —</i>								
Sun., Oct. 11	33-27	W	Kansas City Chiefs	Bears Stadium	16,285	54°	Lee	Dawson
Sun., Oct. 18	14-42	L	San Diego Chargers	Balboa Stadium	23,332	73°	Lee	Hadl
Sun., Oct. 25	7-40	L	Oakland Raiders	Frank Youell Field	17,858	54°	Lee	Davidson
Sun., Nov. 1	39-49	L	Kansas City Chiefs	Municipal Stadium	15,053	73°	Slaughter	Dawson
Sun., Nov. 8	20-31	L	San Diego Chargers	Bears Stadium	19,670	73°	Lee	Hadl
Sun., Nov. 15	20-16	W	New York Jets	Bears Stadium	11,309	25°	Lee	Wood
Fri., Nov. 20*	7-12	L	Boston Patriots	Fenway Park	24,979	52°	Lee	Parilli
Sun., Nov. 29	20-20	T	Oakland Raiders	Bears Stadium	15,958	35°	Slaughter	Flores
Sun., Dec. 13	19-30	L	Buffalo Bills	Bears Stadium	14,431	38°	Slaughter	Lamonica
Sun., Dec. 20	15-34	L	Houston Oilers	Jeppesen Stadium	15,839	52°	Slaughter	Blanda
(Bye Dec. 6)	240-438				285,003			

1965

HEAD COACH: Mac Speedie

PRESEASON (1-4)

Day/Date	Score	W/L	Opponent	Location	Attend.	Temp.	Den. QB	Opp. QB
Sat., Aug. 7*	24-30	L	Kansas City Chiefs	Univ. of Denver Stadium	17,707	77°	Slaughter	Dawson
Sat., Aug. 14*	27-17	W	Oakland Raiders	Univ. of Utah Stadium, S.L.C., Utah	18,000	68°	McCormick	Flores
Sat., Aug. 21*	6-21	L	San Diego Chargers	Univ. of Denver Stadium	18,913	62°	Lee	Breaux
Sat., Aug. 28*	3-25	L	Houston Oilers	Alamo Stadium, San Antonio, Texas	12,666	88°	Slaughter	Trull
Sat., Sept. 4*	20-30	L	Oakland Raiders	Hughes Stadium, Sacramento, Calif.	14,550	70°	McCormick	Flores
	80-123				81,836			

REGULAR SEASON (4-10 overall / 4th AFL West / 2-5 home / 2-5 away)

Day/Date	Score	W/L	Opponent	Location	Attend.	Temp.	Den. QB	Opp. QB
Sat., Sept. 11*	31-34	L	San Diego Chargers	Balboa Stadium	27,022	65°	Slaughter	Hadl
Sun., Sept. 19	15-30	L	Buffalo Bills	Bears Stadium	30,682	46°	Slaughter	Kemp
Fri., Sept. 24*	27-10	W	Boston Patriots	Fenway Park	26,782	69°	Slaughter	Parilli
Sun., Oct. 3	16-13	W	New York Jets	Bears Stadium	34,988	83°	McCormick	Namath
Sun., Oct. 10	23-31	L	Kansas City Chiefs	Bears Stadium	31,001	79°	Slaughter	Beathard
Sun., Oct. 17	28-17	W	Houston Oilers	Bears Stadium	32,492	56°	McCormick	Blanda
Sun., Oct. 24	13-31	L	Buffalo Bills	War Memorial Stadium	45,046	40°	McCormick	Kemp
Sun., Oct. 31	10-45	L	New York Jets	Shea Stadium	53,717	72°	Slaughter	Taliaferro
Sun., Nov. 7	21-35	L	San Diego Chargers	Bears Stadium	33,073	63°	Slaughter	Hadl
Sun., Nov. 14	31-21	W	Houston Oilers	Rice Stadium	28,126	76°	McCormick	Blanda
Sun., Nov. 21	20-28	L	Oakland Raiders	Bears Stadium	30,369	52°	McCormick	Flores
Sun., Dec. 5	13-24	L	Oakland Raiders	Frank Youell Field	19,023	51°	Slaughter	Flores
Sun., Dec. 12	20-28	L	Boston Patriots	Bears Stadium	27,207	48°	Lee	Parilli
Sun., Dec. 19	35-45	L	Kansas City Chiefs	Municipal Stadium	14,421	44°	McCormick	Dawson
(Bye Nov. 28)	303-392				435,778			

1966

HEAD COACH: Mac Speedie (2 games) & Ray Malavasi (12 games)

PRESEASON (1-3)

Day/Date	Score	W/L	Opponent	Location	Attend.	Temp.	Den. QB	Opp. QB
Sat., Aug. 6*	30-32	L	Kansas City Chiefs	Univ. of Denver Stadium	17,771	80°	Slaughter	Dawson
Fri., Aug. 12*	3-25	L	Buffalo Bills	War Memorial Stadium	30,476	63°	Slaughter	Lamonica
Wed., Aug. 24*	28-16	W	Miami Dolphins	Memphis, Tenn.	18,442	68°	McCormick	Wilson, E.
Sun., Aug. 28	21-52	L	Miami Dolphins	Bears Stadium	14,074	84°	McCormick	Davidson
	82-126				80,763			

REGULAR SEASON (4-11 overall / 4th AFL West / 3-4 home / 1-6 away)

Day/Date	Score	W/L	Opponent	Location	Attend.	Temp.	Den. QB	Opp. QB
Sat., Sept. 3*	7-45	L	Houston Oilers	Rice Stadium	30,156	85°	Slaughter	Blanda
Sun., Sept. 18	10-24	L	Boston Patriots	Bears Stadium	25,337	70°	McCormick	Parilli
<i>— Mac Speedie out, Ray Malavasi in as head coach —</i>								
Sun., Sept. 25	7-16	L	New York Jets	Bears Stadium	29,878	77°	McCormick	Namath
Sun., Oct. 2	40-38	W	Houston Oilers	Bears Stadium	27,203	77°	McCormick	Blanda
Sat., Oct. 8*	10-37	L	Kansas City Chiefs	Municipal Stadium	33,929	71°	McCormick	Dawson
Sun., Oct. 16	7-24	L	Miami Dolphins	Orange Bowl	23,393	82°	McCormick	Wilson
Sun., Oct. 23	10-56	L	Kansas City Chiefs	Bears Stadium	26,196	58°	Choboian	Dawson
Sun., Oct. 30	17-24	L	San Diego Chargers	Balboa Stadium	25,819	71°	Choboian	Hadi
Sun., Nov. 6	17-10	W	Boston Patriots	Fenway Park	18,154	42°	Choboian	Parilli
Sun., Nov. 20	3-17	L	Oakland Raiders	Bears Stadium	26,703	65°	Choboian	Flores
Sun., Nov. 27	20-17	W	San Diego Chargers	Bears Stadium	24,860	45°	Choboian	Tensi
Sun., Dec. 4	17-7	W	Miami Dolphins	Bears Stadium	32,592	49°	Choboian	Wood
Sun., Dec. 11	10-28	L	Oakland Raiders	Oakland-Alameda County Coliseum	31,765	55°	Choboian	Flores
Sun., Dec. 18	21-38	L	Buffalo Bills	War Memorial Stadium	40,538	39°	Glacken	Kemp
(Bye Sept. 11 & Nov. 13)	196-381				395,997			

1967

HEAD COACH: Lou Saban

PRESEASON (3-1)

Day/Date	Score	W/L	Opponent	Location	Attend.	Temp.	Den. QB	Opp. QB
Sat., July 29*	2-19	L	Miami Dolphins	Rubber Bowl, Akron, Ohio	7,000	73°	Kent	Norton
Sat., Aug. 5*	13-7	W	Detroit Lions (NFL)	Univ. of Denver Stadium	21,228	75°	Glacken	Sweetan
Fri., Aug. 18*	14-3	W	Minnesota Vikings (NFL)	Univ. of Denver Stadium	31,850	64°	Choboian	VanderKellen
Sun., Aug. 27	21-17	W	Oakland Raiders	North Platte, Neb.	6,500	88°	Tensi	Lamonica
	50-46				66,578			

REGULAR SEASON (3-11 overall / 4th AFL West / 1-6 home / 2-5 away)

Day/Date	Score	W/L	Opponent	Location	Attend.	Temp.	Den. QB	Opp. QB
Sun., Sept. 3	26-21	W	Boston Patriots	Bears Stadium	35,488	82°	Tensi	Parilli
Sun., Sept. 10	0-51	L	Oakland Raiders	Oakland-Alameda County Coliseum	25,423	73°	Tensi	Lamonica
Sun., Sept. 17	21-35	L	Miami Dolphins	Orange Bowl	29,381	86°	Tensi	Stofa
Sun., Sept. 24	24-38	L	New York Jets	Bears Stadium	35,365	84°	Tensi	Namath
Sun., Oct. 1	6-10	L	Houston Oilers	Rice Stadium	21,798	80°	Tensi	Davis
Sun., Oct. 8	16-17	L	Buffalo Bills	Bears Stadium	35,188	68°	Leclair	Kemp
Sun., Oct. 22	21-38	L	San Diego Chargers	Bears Stadium	34,464	72°	Tensi	Hadi
Sun., Oct. 29	9-52	L	Kansas City Chiefs	Municipal Stadium	44,002	64°	Tensi	Dawson
Sun., Nov. 5	17-21	L	Oakland Raiders	Bears Stadium	29,043	39°	Tensi	Lamonica
Sun., Nov. 12	18-20	L	Houston Oilers	Bears Stadium	30,392	61°	Leclair	Beathard
Sun., Nov. 19	21-20	W	Buffalo Bills	War Memorial Stadium	30,891	33°	Tensi	Kemp
Thu., Nov. 23*	20-24	L	San Diego Chargers	San Diego Stadium	34,586	70°	Tensi	Hadi
Sun., Dec. 3	33-24	W	New York Jets	Shea Stadium	61,615	51°	Tensi	Namath
Sun., Dec. 17	24-38	L	Kansas City Chiefs	Bears Stadium	31,660	41°	Tensi	Dawson
(Bye Oct. 15 & Dec. 10)	256-409				479,497			

1968

HEAD COACH: Lou Saban

PRESEASON (1-4)

Day/Date	Score	W/L	Opponent	Location	Attend.	Temp.	Den. QB	Opp. QB
Sat., Aug. 10*	15-13	W	Cincinnati Bengals	Univ. of Denver Stadium	13,841	55°	Tensi	Stofa
Sat., Aug. 17*	16-39	L	Minnesota Vikings (NFL)	Univ. of Denver Stadium	20,901	77°	Tensi	Cuzzo
Fri., Aug. 23*	6-22	L	San Francisco 49ers (NFL)	Univ. of Denver Stadium	22,254	72°	Tensi	Brodie
Fri., Aug. 30*	3-6	L	San Diego Chargers	Alamo Stadium, San Antonio, Texas	10,328	82°	Leclair	Hadi
Sat., Sept. 7*	7-23	L	Oakland Raiders	Portland, Ore.	18,031	74°	McCormick	Lamonica
	47-103				85,355			

REGULAR SEASON (5-9 overall / 4th AFL West / 3-4 home / 2-5 away)

Day/Date	Score	W/L	Opponent	Location	Attend.	Temp.	Den. QB	Opp. QB
Sun., Sept. 15	10-24	L	Cincinnati Bengals	Nippert Stadium	25,049	83°	McCormick	Stofa
Sun., Sept. 22	2-34	L	Kansas City Chiefs	Municipal Stadium	45,821	80°	Leclair	Dawson
Sun., Sept. 29	17-20	L	Boston Patriots	Bears Stadium	37,024	60°	Leclair	Taliaferro
Sun., Oct. 6	10-17	W	Cincinnati Bengals	Bears Stadium	41,257	72°	Briscoe	Stofa
Sun., Oct. 13	21-13	W	New York Jets	Shea Stadium	62,052	70°	Tensi	Namath
Sun., Oct. 20	24-55	L	San Diego Chargers	San Diego Stadium	42,953	73°	Tensi	Hadi
Sun., Oct. 27	21-14	W	Miami Dolphins	Bears Stadium	44,115	56°	Tensi	Griese
Sun., Nov. 3	35-14	W	Boston Patriots	Fenway Park	18,304	58°	Tensi	Taliaferro
Sun., Nov. 10	7-43	L	Oakland Raiders	Bears Stadium	50,002	38°	Tensi	Blanda
Sun., Nov. 17	17-38	L	Houston Oilers	Astrodome	36,075	Ind.	Tensi	Beathard
Sun., Nov. 24	34-32	W	Buffalo Bills	Bears Stadium	35,201	50°	Briscoe	Rutkowski
Sun., Dec. 1	23-47	L	San Diego Chargers	Bears Stadium	35,212	40°	Briscoe	Hadi
Sun., Dec. 8	27-33	L	Oakland Raiders	Oakland-Alameda County Coliseum	47,754	54°	Briscoe	Lamonica
Sat., Dec. 14	7-30	L	Kansas City Chiefs	Bears Stadium	38,463	51°	Briscoe	Dawson
(Bye Sept. 8)	255-404				559,382			

1969

HEAD COACH: Lou Saban

PRESEASON (1-4)

Day/Date	Score	W/L	Opponent	Location	Attend.	Temp.	Den. QB	Opp. QB
Sat., Aug. 9*	6-26	L	Minnesota Vikings (NFL)	Metropolitan Stadium	45,916	81°	Tensi	Kapp
Sat., Aug. 16*	22-28	L	New Orleans Saints (NFL)	Mile High Stadium	28,356	76°	Liske	Kilmer
Sat., Aug. 23*	19-15	W	San Francisco 49ers (NFL)	Mile High Stadium	33,161	75°	Tensi	Brodie
Sat., Aug. 31	10-26	L	Boston Patriots	Jacksonville, Fla.	18,375	87°	Tensi	Taliaferro
Sat., Sept. 6*	11-13	L	Cincinnati Bengals	Nippert Stadium	24,020	80°	Tensi	Cook
	68-108				149,828			

REGULAR SEASON (5-8-1 overall / 4th AFL West / 4-2-1 home / 1-6 away)

Day/Date	Score	W/L	Opponent	Location	Attend.	Temp.	Den. QB	Opp. QB
Sun., Sept. 14	35-7	W	Boston Patriots	Mile High Stadium	43,482	79°	Tensi	Taliaferro
Sun., Sept. 21	21-19	W	New York Jets	Mile High Stadium	50,583	76°	Tensi	Namath
Sun., Sept. 28	28-41	L	Buffalo Bills	War Memorial Stadium	40,302	57°	Liske	Kemp
Sun., Oct. 5	13-26	L	Kansas City Chiefs	Mile High Stadium	50,564	40°	Tensi	Livingston
Sun., Oct. 12	14-24	L	Oakland Raiders	Mile High Stadium	49,511	22°	Tensi	Lamonica
Sun., Oct. 19	30-23	W	Cincinnati Bengals	Nippert Stadium	27,920	70°	Tensi	Wyche
Sun., Oct. 26	21-24	L	Houston Oilers	Astrodome	45,348	Ind.	Tensi	Beathard
Sun., Nov. 2	13-0	W	San Diego Chargers	Mile High Stadium	45,511	32°	Tensi	Hadl
Sun., Nov. 9	10-41	L	Oakland Raiders	Oakland-Alameda County Coliseum	54,416	69°	Tensi	Lamonica
Sun., Nov. 16	20-20	T	Houston Oilers	Mile High Stadium	45,002	57°	Tensi	Trull
Sun., Nov. 23	24-45	L	San Diego Chargers	San Diego Stadium	34,664	75°	Tensi	Domres
Thu., Nov. 27	17-31	L	Kansas City Chiefs	Municipal Stadium	48,773	37°	Tensi	Dawson
Sun., Dec. 7	24-27	L	Miami Dolphins	Orange Bowl	25,332	75°	Tensi	Norton
Sun., Dec. 14	27-16	W	Cincinnati Bengals	Mile High Stadium	42,198	64°	Liske	Cook
	297-344				603,606			

1970

HEAD COACH: Lou Saban

PRESEASON (3-2)

Day/Date	Score	W/L	Opponent	Location	Attend.	Temp.	Den. QB	Opp. QB
Sat., Aug. 15*	26-16	W	St. Louis Cardinals	Mile High Stadium	36,327	68°	Liske	Hart
Sat., Aug. 22*	7-24	L	Baltimore Colts	Mile High Stadium	42,499	76°	Liske	Unitas
Sat., Aug. 29*	7-23	L	San Francisco 49ers	Autzen Stadium, Eugene, Ore.	26,238	70°	Liske	Brodie
Sat., Sept. 5*	30-17	W	Chicago Bears	Mile High Stadium	42,373	71°	Liske	Douglas
Fri., Sept. 11*	16-14	W	Boston Patriots	Ute Stadium, Salt Lake City, Utah	17,832	79°	Liske	Taliaferro
	86-94				165,269			

REGULAR SEASON (5-8-1 overall / 4th AFC West (1-4-1 Div.) / 3-3-1 home / 2-5 away)

Day/Date	Score	W/L	Opponent	Location	Attend.	Temp.	Den. QB	Opp. QB
Sun., Sept. 20	23-10	W	Buffalo Bills	War Memorial Stadium	34,882	75°	Liske	Darragh
Sun., Sept. 27	16-13	W	Pittsburgh Steelers	Mile High Stadium	50,705	64°	Liske	Bradshaw
Sun., Oct. 4	26-13	W	Kansas City Chiefs	Mile High Stadium	50,705	79°	Liske	Dawson
Sun., Oct. 11	23-35	L	Oakland Raiders	Oakland-Alameda County Coliseum	54,436	62°	Liske	Lamonica
Sun., Oct. 18	24-10	W	Atlanta Falcons	Mile High Stadium	50,705	61°	Liske	Berry
Sun., Oct. 25	14-19	L	San Francisco 49ers	Kezar Stadium	39,515	58°	Liske	Brodie
Sun., Nov. 1	3-19	L	Washington Redskins	Mile High Stadium	50,705	40°	Liske	Jurgensen
Sun., Nov. 8	21-24	L	San Diego Chargers	San Diego Stadium	48,327	70°	Tensi	Hadl
Sun., Nov. 15	19-24	L	Oakland Raiders	Mile High Stadium	50,959	50°	Tensi	Lamonica
Sun., Nov. 22	31-6	W	New Orleans Saints	Tulane Stadium	66,837	72°	Liske	Kilmer
Sun., Nov. 29	21-31	L	Houston Oilers	Astrodome	55,733	Ind.	Liske	Johnson, C.
Sun., Dec. 6	0-16	L	Kansas City Chiefs	Municipal Stadium	50,454	38°	Pastrana	Dawson
Sun., Dec. 13	17-17	T	San Diego Chargers	Mile High Stadium	50,959	48°	Pastrana	Hadl
Sun., Dec. 20	13-27	L	Cleveland Browns	Mile High Stadium	51,001	40°	Pastrana	Nelsen
	253-264				685,923			

1971

HEAD COACH: Lou Saban (9 games) & Jerry Smith (5 games)

PRESEASON (1-4)

Day/Date	Score	W/L	Opponent	Location	Attend.	Temp.	Den. QB	Opp. QB
Sat., Aug. 14*	13-17	L	Washington Redskins	Mile High Stadium	42,561	69°	Horn	Jurgensen
Sat., Aug. 21*	10-27	L	Atlanta Falcons	Memorial Stadium, Memphis, Tenn.	22,474	85°	Horn	Berry
Sat., Aug. 28*	17-33	L	San Francisco 49ers	Joe Albi Stadium, Spokane, Wash.	33,184	80°	Horn	Spurrier
Sat., Sept. 4*	14-7	W	Minnesota Vikings	Mile High Stadium	43,000	63°	Horn	Snead
Sun., Sept. 12*	17-33	L	Chicago Bears	Soldier Field	47,215	64°	Horn	Concannon
	71-117				188,434			

REGULAR SEASON (4-9-1 overall / 4th AFC West (1-5 Div.) / 2-4-1 home / 2-5 away)

Day/Date	Score	W/L	Opponent	Location	Attend.	Temp.	Den. QB	Opp. QB
Sun., Sept. 19	10-10	T	Miami Dolphins	Mile High Stadium	51,228	49°	Horn	Griese
Sun., Sept. 26	13-34	L	Green Bay Packers	Milwaukee County Stadium	47,957	59°	Horn	Hunter
Sun., Oct. 3	3-16	L	Kansas City Chiefs	Mile High Stadium	51,200	64°	Horn	Dawson
Sun., Oct. 10	16-27	L	Oakland Raiders	Mile High Stadium	51,200	82°	Horn	Lamonica
Sun., Oct. 17	20-16	W	San Diego Chargers	Mile High Stadium	51,200	62°	Horn	Hadl
Sun., Oct. 24	27-0	W	Cleveland Browns	Cleveland Stadium	75,674	60°	Horn	Nelsen
Sun., Oct. 31	16-17	L	Philadelphia Eagles	Veterans Stadium	65,358	63°	Horn	Arrington
Sun., Nov. 7	20-24	L	Detroit Lions	Mile High Stadium	51,200	58°	Horn	Landry
Sun., Nov. 14	10-24	L	Cincinnati Bengals	Mile High Stadium	51,200	56°	Horn	Carter
— Lou Saban out, Jerry Smith in as head coach —								
Sun., Nov. 21	10-28	L	Kansas City Chiefs	Municipal Stadium	49,945	41°	Ramsey	Dawson
Sun., Nov. 28	22-10	W	Pittsburgh Steelers	Three Rivers Stadium	39,710	42°	Ramsey	Bradshaw
Sun., Dec. 5	6-3	W	Chicago Bears	Mile High Stadium	51,200	50°	Ramsey	Douglas
Sun., Dec. 12	17-45	L	San Diego Chargers	San Diego Stadium	44,347	63°	Ramsey	Hadl
Sun., Dec. 19	13-21	L	Oakland Raiders	Oakland-Alameda County Coliseum	54,651	48°	Ramsey	Lamonica
	203-275				736,042			

1972

HEAD COACH: John Ralston

PRESEASON (2-3)

Day/Date	Score	W/L	Opponent	Location	Attend.	Temp.	Den. QB	Opp. QB
Fri., Aug. 11*	0-41	L	Washington Redskins	RFK Stadium	46,043	75°	Horn	Kilmer
Sat., Aug. 19*	13-17	L	St. Louis Cardinals	Busch Stadium	34,506	87°	Ramsey	Cuzzo
Sun., Aug. 27	27-24	W	San Francisco 49ers	Candlestick Park	58,115	69°	Ramsey	Brodie
Sat., Sept. 2*	49-24	W	New England Patriots	Millie High Stadium	37,128	64°	Johnson	Plunkett
Sun., Sept. 10	13-20	L	Baltimore Colts	Millie High Stadium	49,605	80°	Johnson	Unitas
	102-126				225,397			

REGULAR SEASON (5-9 overall / 3rd AFC West (2-4 Div.) / 3-4 home / 2-5 away)

Day/Date	Score	W/L	Opponent	Location	Attend.	Temp.	Den. QB	Opp. QB
Sun., Sept. 17	30-17	W	Houston Oilers	Millie High Stadium	51,656	84°	Ramsey	Pastorini
Sun., Sept. 24	14-37	L	San Diego Chargers	San Diego Stadium	49,048	70°	Ramsey	Hadl
Sun., Oct. 1	24-45	L	Kansas City Chiefs	Millie High Stadium	51,656	80°	Ramsey	Dawson
Sun., Oct. 8	10-21	L	Cincinnati Bengals	Riverfront Stadium	55,812	67°	Ramsey	Anderson
Sun., Oct. 15	20-23	L	Minnesota Vikings	Millie High Stadium	51,656	79°	Ramsey	Taranton
Sun., Oct. 22	30-23	W	Oakland Raiders	Oakland-Alameda County Coliseum	53,551	59°	Johnson	Lamonica
Sun., Oct. 29	20-27	L	Cleveland Browns	Millie High Stadium	51,656	37°	Johnson	Phipps
Sun., Nov. 5	17-29	L	New York Giants	Yankee Stadium	62,689	44°	Johnson	Shoop
Sun., Nov. 12	16-10	W	Los Angeles Rams	L.A. Coliseum	65,398	68°	Johnson	Gabriel
Sun., Nov. 19	20-37	L	Oakland Raiders	Millie High Stadium	51,656	43°	Johnson	Lamonica
Sun., Nov. 26	20-23	L	Atlanta Falcons	Atlanta Stadium	58,850	43°	Johnson	Berry
Sun., Dec. 3	21-24	L	Kansas City Chiefs	Arrowhead Stadium	66,725	20°	Johnson	Dawson
Sun., Dec. 10	38-13	W	San Diego Chargers	Millie High Stadium	51,478	9°	Johnson	Hadl
Sun., Dec. 17	45-21	W	New England Patriots	Millie High Stadium	51,656	47°	Johnson	Plunkett
	325-350				773,487			

1973

HEAD COACH: John Ralston

PRESEASON (2-3)

Day/Date	Score	W/L	Opponent	Location	Attend.	Temp.	Den. QB	Opp. QB
Fri., Aug. 10*	10-14	L	Washington Redskins	RFK Stadium	38,923	87°	Johnson	Kilmer
Sat., Aug. 18*	38-17	W	St. Louis Cardinals	Millie High Stadium	39,088	82°	Ernst	Hart
Sun., Aug. 26	7-43	L	San Francisco 49ers	Candlestick Park	59,097	66°	Ramsey	Spurrier
Fri., Aug. 31*	16-14	W	Buffalo Bills	Millie High Stadium	42,336	71°	Johnson	Ferguson
Sun., Sept. 9	10-17	L	Baltimore Colts	Millie High Stadium	41,860	68°	Johnson	Domres
	81-105				221,315			

REGULAR SEASON (7-5-2 overall / 3rd AFC West (3-2-1 Div.) / 3-3-1 home / 4-2-1 away)

Day/Date	Score	W/L	Opponent	Location	Attend.	Temp.	Den. QB	Opp. QB
Sun., Sept. 16	28-10	W	Cincinnati Bengals	Millie High Stadium	49,059	45°	Johnson	Anderson
Sun., Sept. 23	34-36	L	San Francisco 49ers	Millie High Stadium	51,706	82°	Johnson	Brodie
Sun., Sept. 30	14-33	L	Chicago Bears	Millie High Stadium	51,159	74°	Johnson	Douglass
Sun., Oct. 7	14-16	L	Kansas City Chiefs	Arrowhead Stadium	71,414	72°	Johnson	Dawson
Sun., Oct. 14	48-20	W	Houston Oilers	Astrodome	32,801	100°	Johnson	Pastorini
Mon., Oct. 22*	23-23	T	Oakland Raiders	Millie High Stadium	51,270	65°	Johnson	Stabler
Sun., Oct. 28	40-28	W	New York Jets	Shea Stadium	55,108	54°	Johnson	Demory
Sun., Nov. 4	17-17	T	St. Louis Cardinals	Busch Stadium	46,565	48°	Johnson	Hart
Sun., Nov. 11	30-19	W	San Diego Chargers	Millie High Stadium	51,034	73°	Johnson	Clark, W.
Sun., Nov. 18	23-13	W	Pittsburgh Steelers	Three Rivers Stadium	48,580	43°	Johnson	Hanratty
Sun., Nov. 25	14-10	W	Kansas City Chiefs	Millie High Stadium	51,331	45°	Johnson	Livingston
Sun., Dec. 2	10-22	L	Dallas Cowboys	Millie High Stadium	51,508	54°	Johnson	Staubach
Sun., Dec. 9	42-28	W	San Diego Chargers	San Diego Stadium	44,954	78°	Johnson	Fouts
Sun., Dec. 16	17-21	L	Oakland Raiders	Oakland-Alameda County Coliseum	51,910	49°	Johnson	Stabler
	354-296				708,399			

1974

HEAD COACH: John Ralston

PRESEASON (4-2)

Day/Date	Score	W/L	Opponent	Location	Attend.	Temp.	Den. QB	Opp. QB
Sat., Aug. 3*	19-41	L	New York Jets	Millie High Stadium	27,599	73°	Hufnagel	Jones, J.
Sat., Aug. 10*	27-21	W	Minnesota Vikings	Millie High Stadium	23,822	71°	Hufnagel	Kaye
Sun., Aug. 18	10-3	W	San Francisco 49ers	Candlestick Park	29,908	66°	Hufnagel	Owen
Sat., Aug. 24*	31-21	W	Green Bay Packers	Lambeau Field	56,257	61°	Johnson	Tagge
Sat., Aug. 31*	27-21	W	New England Patriots	Joe Albi Stadium, Spokane, Wash.	18,000	78°	Johnson	Plunkett
Sun., Sept. 8*	14-20	L	Atlanta Falcons	Millie High Stadium	43,253	78°	Johnson	Lee
	128-127				198,839			

REGULAR SEASON (7-6-1 overall / 2nd AFC West (3-3 Div.) / 3-3-1 home / 4-3 away)

Day/Date	Score	W/L	Opponent	Location	Attend.	Temp.	Den. QB	Opp. QB
Sun., Sept. 15	10-17	L	Los Angeles Rams	Millie High Stadium	56,981	65°	Johnson	Hadl
Sun., Sept. 22	35-35	T	Pittsburgh Steelers (OT)	Millie High Stadium	50,858	74°	Johnson	Gilliam
Mon., Sept. 30*	3-30	L	Washington Redskins	RFK Stadium	54,395	67°	Johnson	Kilmer
Sun., Oct. 6	17-14	W	Kansas City Chiefs	Arrowhead Stadium	67,298	52°	Johnson	Livingston
Sun., Oct. 13	33-17	W	New Orleans Saints	Millie High Stadium	50,751	66°	Ramsey	Manning, A.
Sun., Oct. 20	27-7	W	San Diego Chargers	Millie High Stadium	50,748	75°	Johnson	Fouts
Sun., Oct. 27	21-23	L	Cleveland Browns	Cleveland Stadium	60,478	61°	Johnson	Phipps
Sun., Nov. 3	17-28	L	Oakland Raiders	Millie High Stadium	45,766	33°	Johnson	Stabler
Sun., Nov. 10	17-6	W	Baltimore Colts	Memorial Stadium	32,244	58°	Johnson	Domres
Mon., Nov. 18*	34-42	L	Kansas City Chiefs	Millie High Stadium	50,236	50°	Johnson	Dawson
Sun., Nov. 24	20-17	W	Oakland Raiders	Oakland-Alameda County Coliseum	51,224	62°	Johnson	Stabler
Thu., Nov. 28	31-27	W	Detroit Lions	Tiger Stadium	51,157	34°	Johnson	Landry
Sun., Dec. 8	37-14	W	Houston Oilers	Millie High Stadium	46,942	36°	Johnson	Pastorini
Sun., Dec. 15	0-17	L	San Diego Chargers	San Diego Stadium	35,756	70°	Ramsey	Freitas
	302-294				704,834			

1975

HEAD COACH: John Ralston

PRESEASON (3-3)

Day/Date	Score	W/L	Opponent	Location	Attend.	Temp.	Den. QB	Opp. QB
Sat., Aug. 9*	20-23	L	Baltimore Colts	Mile High Stadium	35,269	86°	Hufnagel	Jones, B.
Sat., Aug. 16*	21-24	L	New Orleans Saints	Superdome	40,089	Ind.	Ramsey	Manning, A.
Sat., Aug. 23*	27-21	W	Houston Oilers	Mile High Stadium	33,813	83°	Hufnagel	Dickey
Sat., Aug. 30*	13-0	W	Chicago Bears	Soldier Field	30,128	68°	Ramsey	Douglass
Sun., Sept. 7	10-44	L	San Francisco 49ers	Candlestick Park	45,686	62°	Johnson	Snead
Sun., Sept. 14	21-17	W	St. Louis Cardinals	Mile High Stadium	45,631	73°	Johnson	Hart
	112-129				230,616			

REGULAR SEASON (6-8 overall / 2nd AFC West (3-3 Div.) / 5-2 home / 1-6 away)

Day/Date	Score	W/L	Opponent	Location	Attend.	Temp.	Den. QB	Opp. QB
Sun., Sept. 21	37-33	W	Kansas City Chiefs	Mile High Stadium	51,858	58°	Johnson	Livingston
Mon., Sept. 29*	23-13	W	Green Bay Packers	Mile High Stadium	52,491	64°	Johnson	Hadi
Sun., Oct. 5	14-38	L	Buffalo Bills	Rich Stadium	79,798	70°	Johnson	Ferguson
Sun., Oct. 12	9-20	L	Pittsburgh Steelers	Three Rivers Stadium	49,164	56°	Johnson	Bradshaw
Sun., Oct. 19	16-15	W	Cleveland Browns	Mile High Stadium	52,540	77°	Johnson	Phipps
Sun., Oct. 26	13-26	L	Kansas City Chiefs	Arrowhead Stadium	70,043	55°	Johnson	Livingston
Sun., Nov. 2	17-42	L	Oakland Raiders	Mile High Stadium	52,330	62°	Ramsey	Stabler
Sun., Nov. 9	16-17	L	Cincinnati Bengals	Mile High Stadium	49,702	36°	Ramsey	Fouts
Sun., Nov. 16	27-17	W	San Diego Chargers	San Diego Stadium	26,048	70°	Ramsey	Bradshaw
Sun., Nov. 23	21-35	L	Atlanta Falcons	Atlanta-Fulton County Stadium	28,686	39°	Ramsey	Barkowski
Sun., Nov. 30	13-10	W	San Diego Chargers (OT)	Mile High Stadium	44,982	33°	Ramsey	Freitas
Mon., Dec. 8*	10-17	L	Oakland Raiders	Oakland-Alameda County Coliseum	51,075	57°	Hufnagel	Stabler
Sun., Dec. 14*	25-10	W	Philadelphia Eagles	Mile High Stadium	36,860	18°	Ramsey	Boryla
Sat., Dec. 20	13-14	L	Miami Dolphins	Orange Bowl	43,064	75°	Ramsey	Strock
	254-307				688,641			

1976

HEAD COACH: John Ralston

PRESEASON (5-2)

Day/Date	Score	W/L	Opponent	Location	Attend.	Temp.	Den. QB	Opp. QB
Sat., July 24	10-7	W	Detroit Lions	Fawcett Stadium <i>(Canton, Ohio; Hall of Fame Game)</i>	17,639	78°	Ramsey	Reed
Sat., July 31*	14-15	L	Chicago Bears	Mile High Stadium	22,495	73°	Hufnagel	Avellini
Sun., Aug. 8	7-17	L	San Francisco 49ers	Candlestick Park	40,082	85°	Ramsey	Bull
Sat., Aug. 14*	13-9	W	Dallas Cowboys	Texas Stadium	54,567	97°	Ramsey	Staubach
Sat., Aug. 21*	52-7	W	Seattle Seahawks	Mile High Stadium	22,887	84°	Ramsey	Zorn
Sat., Aug. 28*	21-17	W	St. Louis Cardinals	Busch Stadium	39,808	85°	Ramsey	Hart
Sun., Sept. 5	30-17	W	Minnesota Vikings	Mile High Stadium	52,129	87°	Ramsey	Tarkenton
	146-89				249,577			

REGULAR SEASON (9-5 overall / 2nd AFC West (5-2 Div.) / 6-1 home / 3-4 away)

Day/Date	Score	W/L	Opponent	Location	Attend.	Temp.	Den. QB	Opp. QB
Sun., Sept. 12	7-17	L	Cincinnati Bengals	Riverfront Stadium	53,464	73°	Ramsey	Anderson
Sun., Sept. 19	46-3	W	New York Jets	Mile High Stadium	62,519	58°	Ramsey	Namath
Sun., Sept. 26	44-13	W	Cleveland Browns	Mile High Stadium	62,758	58°	Ramsey	Sipe
Sun., Oct. 3	26-0	W	San Diego Chargers	Mile High Stadium	62,486	71°	Ramsey	Foster
Sun., Oct. 10	3-17	L	Houston Oilers	Astrodome	47,928	Ind.	Ramsey	Pastorini
Sun., Oct. 17	10-17	L	Oakland Raiders	Mile High Stadium	63,241	69°	Ramsey	Stabler
Sun., Oct. 24	35-26	W	Kansas City Chiefs	Arrowhead Stadium	57,961	43°	Ramsey	Livingston
Sun., Oct. 31	6-19	L	Oakland Raiders	Oakland-Alameda County Coliseum	52,169	62°	Ramsey	Stabler
Sun., Nov. 7	48-13	W	Tampa Bay Buccaneers	Mile High Stadium	62,503	57°	Ramsey	Spurrier
Sun., Nov. 14	17-0	W	San Diego Chargers	San Diego Stadium	32,017	66°	Ramsey	Fouts
Sun., Nov. 21	14-13	W	New York Giants	Mile High Stadium	62,961	40°	Ramsey	Morton
Sun., Nov. 28	14-38	L	New England Patriots	Schaefer Stadium	61,128	56°	Ramsey	Grogan
Sun., Dec. 5	17-16	W	Kansas City Chiefs	Mile High Stadium	57,995	34°	Penrose	Livingston
Sun., Dec. 12	28-14	W	Chicago Bears	Soldier Field	44,459	30°	Penrose	Avellini
	315-206				783,589			

1977

HEAD COACH: Red Miller

PRESEASON (5-1)

Day/Date	Score	W/L	Opponent	Location	Attend.	Temp.	Den. QB	Opp. QB
Fri., Aug. 5*	14-8	W	Baltimore Colts	Mile High Stadium	40,059	68°	Morton	Jones, B.
Sat., Aug. 13*	15-7	W	St. Louis Cardinals	Mile High Stadium	44,001	79°	Weese	Wells
Sat., Aug. 20*	10-2	W	Atlanta Falcons	Atlanta-Fulton County Stadium	21,239	78°	Penrose	McQuilken
Sun., Aug. 28*	24-28	L	Philadelphia Eagles	Veterans Stadium	29,532	86°	Spurrier	Jaworski
Fri., Sept. 2*	27-10	W	Seattle Seahawks	Kingdome	54,916	Ind.	Morton	Zorn
Sat., Sept. 10*	20-0	W	San Francisco 49ers	Candlestick Park	36,441	66°	Morton	Plunkett
	115-55				226,188			

REGULAR SEASON (12-2 overall / 1st AFC West (6-1 Div.) / 6-1 home / 6-1 away)

Day/Date	Score	W/L	Opponent	Location	Attend.	Temp.	Den. QB	Opp. QB
Sun., Sept. 18	7-0	W	St. Louis Cardinals	Mile High Stadium	75,002	71°	Morton	Hart
Sun., Sept. 25	26-6	W	Buffalo Bills	Mile High Stadium	74,737	80°	Morton	Ferguson
Sun., Oct. 2	24-13	W	Seattle Seahawks	Kingdome	53,108	Ind.	Morton	Myer
Sun., Oct. 9	23-7	W	Kansas City Chiefs	Mile High Stadium	74,718	68°	Morton	Livingston
Sun., Oct. 16	30-7	W	Oakland Raiders	Oakland-Alameda County Coliseum	53,616	62°	Morton	Stabler
Sun., Oct. 23	24-13	W	Cincinnati Bengals	Riverfront Stadium	54,395	59°	Morton	Reaves
Sun., Oct. 30	14-24	L	Oakland Raiders	Mile High Stadium	75,007	67°	Morton	Stabler
Sun., Nov. 6	21-17	W	Pittsburgh Steelers	Mile High Stadium	74,967	62°	Morton	Bradshaw
Sun., Nov. 13	17-14	W	San Diego Chargers	San Diego Stadium	45,211	73°	Morton	Harris, J.
Sun., Nov. 20	14-7	W	Kansas City Chiefs	Arrowhead Stadium	54,050	52°	Morton	Livingston
Sun., Nov. 27	27-13	W	Baltimore Colts	Mile High Stadium	74,939	47°	Morton	Jones, B.
Sun., Dec. 4	24-14	W	Houston Oilers	Astrodome	46,875	Ind.	Morton	Pastorini
Sun., Dec. 11	17-9	W	San Diego Chargers	Mile High Stadium	74,905	64°	Morton	Fouts
Sun., Dec. 18	6-14	L	Dallas Cowboys	Texas Stadium	63,752	77°	Morton	Staubach
	274-148				892,899			

1977 AFC DIVISIONAL PLAYOFF GAME

Sat., Dec. 24	34-21	W	Pittsburgh Steelers	Mile High Stadium	75,011	43°	Morton	Bradshaw
---------------	-------	---	---------------------	-------------------	--------	-----	--------	----------

1977 AFC CHAMPIONSHIP GAME

Sun., Jan. 1	20-17	W	Oakland Raiders	Mile High Stadium	74,982	18°	Morton	Stabler
--------------	-------	---	-----------------	-------------------	--------	-----	--------	---------

SUPER BOWL XII

Sun., Jan. 15	10-27	L	Dallas Cowboys	Louisiana Superdome, New Orleans	75,583	Ind.	Morton	Staubach
---------------	-------	---	----------------	----------------------------------	--------	------	--------	----------

Staff/Coaching Planners Preseason 1975 Season 1976 Season 1977 Season 1978 Season 1979 Season 1980 Season 1981 Season 1982 Season 1983 Season 1984 Season 1985 Season 1986 Season 1987 Season 1988 Season 1989 Season 1990 Season 1991 Season 1992 Season 1993 Season 1994 Season 1995 Season 1996 Season 1997 Season 1998 Season 1999 Season 2000 Season 2001 Season 2002 Season 2003 Season 2004 Season 2005 Season 2006 Season 2007 Season 2008 Season 2009 Season 2010 Season 2011 Season 2012 Season 2013 Season 2014 Season 2015 Season 2016 Season 2017 Season 2018 Season 2019 Season 2020 Season 2021 Season 2022 Season 2023 Season 2024 Season 2025 Season 2026 Season 2027 Season 2028 Season 2029 Season 2030 Season 2031 Season 2032 Season 2033 Season 2034 Season 2035 Season 2036 Season 2037 Season 2038 Season 2039 Season 2040 Season 2041 Season 2042 Season 2043 Season 2044 Season 2045 Season 2046 Season 2047 Season 2048 Season 2049 Season 2050 Season 2051 Season 2052 Season 2053 Season 2054 Season 2055 Season 2056 Season 2057 Season 2058 Season 2059 Season 2060 Season 2061 Season 2062 Season 2063 Season 2064 Season 2065 Season 2066 Season 2067 Season 2068 Season 2069 Season 2070 Season 2071 Season 2072 Season 2073 Season 2074 Season 2075 Season 2076 Season 2077 Season 2078 Season 2079 Season 2080 Season 2081 Season 2082 Season 2083 Season 2084 Season 2085 Season 2086 Season 2087 Season 2088 Season 2089 Season 2090 Season 2091 Season 2092 Season 2093 Season 2094 Season 2095 Season 2096 Season 2097 Season 2098 Season 2099 Season 2100 Season 2101 Season 2102 Season 2103 Season 2104 Season 2105 Season 2106 Season 2107 Season 2108 Season 2109 Season 2110 Season 2111 Season 2112 Season 2113 Season 2114 Season 2115 Season 2116 Season 2117 Season 2118 Season 2119 Season 2120 Season 2121 Season 2122 Season 2123 Season 2124 Season 2125 Season 2126 Season 2127 Season 2128 Season 2129 Season 2130 Season 2131 Season 2132 Season 2133 Season 2134 Season 2135 Season 2136 Season 2137 Season 2138 Season 2139 Season 2140 Season 2141 Season 2142 Season 2143 Season 2144 Season 2145 Season 2146 Season 2147 Season 2148 Season 2149 Season 2150 Season 2151 Season 2152 Season 2153 Season 2154 Season 2155 Season 2156 Season 2157 Season 2158 Season 2159 Season 2160 Season 2161 Season 2162 Season 2163 Season 2164 Season 2165 Season 2166 Season 2167 Season 2168 Season 2169 Season 2170 Season 2171 Season 2172 Season 2173 Season 2174 Season 2175 Season 2176 Season 2177 Season 2178 Season 2179 Season 2180 Season 2181 Season 2182 Season 2183 Season 2184 Season 2185 Season 2186 Season 2187 Season 2188 Season 2189 Season 2190 Season 2191 Season 2192 Season 2193 Season 2194 Season 2195 Season 2196 Season 2197 Season 2198 Season 2199 Season 2200 Season 2201 Season 2202 Season 2203 Season 2204 Season 2205 Season 2206 Season 2207 Season 2208 Season 2209 Season 2210 Season 2211 Season 2212 Season 2213 Season 2214 Season 2215 Season 2216 Season 2217 Season 2218 Season 2219 Season 2220 Season 2221 Season 2222 Season 2223 Season 2224 Season 2225 Season 2226 Season 2227 Season 2228 Season 2229 Season 2230 Season 2231 Season 2232 Season 2233 Season 2234 Season 2235 Season 2236 Season 2237 Season 2238 Season 2239 Season 2240 Season 2241 Season 2242 Season 2243 Season 2244 Season 2245 Season 2246 Season 2247 Season 2248 Season 2249 Season 2250 Season 2251 Season 2252 Season 2253 Season 2254 Season 2255 Season 2256 Season 2257 Season 2258 Season 2259 Season 2260 Season 2261 Season 2262 Season 2263 Season 2264 Season 2265 Season 2266 Season 2267 Season 2268 Season 2269 Season 2270 Season 2271 Season 2272 Season 2273 Season 2274 Season 2275 Season 2276 Season 2277 Season 2278 Season 2279 Season 2280 Season 2281 Season 2282 Season 2283 Season 2284 Season 2285 Season 2286 Season 2287 Season 2288 Season 2289 Season 2290 Season 2291 Season 2292 Season 2293 Season 2294 Season 2295 Season 2296 Season 2297 Season 2298 Season 2299 Season 2300 Season 2301 Season 2302 Season 2303 Season 2304 Season 2305 Season 2306 Season 2307 Season 2308 Season 2309 Season 2310 Season 2311 Season 2312 Season 2313 Season 2314 Season 2315 Season 2316 Season 2317 Season 2318 Season 2319 Season 2320 Season 2321 Season 2322 Season 2323 Season 2324 Season 2325 Season 2326 Season 2327 Season 2328 Season 2329 Season 2330 Season 2331 Season 2332 Season 2333 Season 2334 Season 2335 Season 2336 Season 2337 Season 2338 Season 2339 Season 2340 Season 2341 Season 2342 Season 2343 Season 2344 Season 2345 Season 2346 Season 2347 Season 2348 Season 2349 Season 2350 Season 2351 Season 2352 Season 2353 Season 2354 Season 2355 Season 2356 Season 2357 Season 2358 Season 2359 Season 2360 Season 2361 Season 2362 Season 2363 Season 2364 Season 2365 Season 2366 Season 2367 Season 2368 Season 2369 Season 2370 Season 2371 Season 2372 Season 2373 Season 2374 Season 2375 Season 2376 Season 2377 Season 2378 Season 2379 Season 2380 Season 2381 Season 2382 Season 2383 Season 2384 Season 2385 Season 2386 Season 2387 Season 2388 Season 2389 Season 2390 Season 2391 Season 2392 Season 2393 Season 2394 Season 2395 Season 2396 Season 2397 Season 2398 Season 2399 Season 2400 Season 2401 Season 2402 Season 2403 Season 2404 Season 2405 Season 2406 Season 2407 Season 2408 Season 2409 Season 2410 Season 2411 Season 2412 Season 2413 Season 2414 Season 2415 Season 2416 Season 2417 Season 2418 Season 2419 Season 2420 Season 2421 Season 2422 Season 2423 Season 2424 Season 2425 Season 2426 Season 2427 Season 2428 Season 2429 Season 2430 Season 2431 Season 2432 Season 2433 Season 2434 Season 2435 Season 2436 Season 2437 Season 2438 Season 2439 Season 2440 Season 2441 Season 2442 Season 2443 Season 2444 Season 2445 Season 2446 Season 2447 Season 2448 Season 2449 Season 2450 Season 2451 Season 2452 Season 2453 Season 2454 Season 2455 Season 2456 Season 2457 Season 2458 Season 2459 Season 2460 Season 2461 Season 2462 Season 2463 Season 2464 Season 2465 Season 2466 Season 2467 Season 2468 Season 2469 Season 2470 Season 2471 Season 2472 Season 2473 Season 2474 Season 2475 Season 2476 Season 2477 Season 2478 Season 2479 Season 2480 Season 2481 Season 2482 Season 2483 Season 2484 Season 2485 Season 2486 Season 2487 Season 2488 Season 2489 Season 2490 Season 2491 Season 2492 Season 2493 Season 2494 Season 2495 Season 2496 Season 2497 Season 2498 Season 2499 Season 2500 Season 2501 Season 2502 Season 2503 Season 2504 Season 2505 Season 2506 Season 2507 Season 2508 Season 2509 Season 2510 Season 2511 Season 2512 Season 2513 Season 2514 Season 2515 Season 2516 Season 2517 Season 2518 Season 2519 Season 2520 Season 2521 Season 2522 Season 2523 Season 2524 Season 2525 Season 2526 Season 2527 Season 2528 Season 2529 Season 2530 Season 2531 Season 2532 Season 2533 Season 2534 Season 2535 Season 2536 Season 2537 Season 2538 Season 2539 Season 2540 Season 2541 Season 2542 Season 2543 Season 2544 Season 2545 Season 2546 Season 2547 Season 2548 Season 2549 Season 2550 Season 2551 Season 2552 Season 2553 Season 2554 Season 2555 Season 2556 Season 2557 Season 2558 Season 2559 Season 2560 Season 2561 Season 2562 Season 2563 Season 2564 Season 2565 Season 2566 Season 2567 Season 2568 Season 2569 Season 2570 Season 2571 Season 2572 Season 2573 Season 2574 Season 2575 Season 2576 Season 2577 Season 2578 Season 2579 Season 2580 Season 2581 Season 2582 Season 2583 Season 2584 Season 2585 Season 2586 Season 2587 Season 2588 Season 2589 Season 2590 Season 2591 Season 2592 Season 2593 Season 2594 Season 2595 Season 2596 Season 2597 Season 2598 Season 2599 Season 2600 Season 2601 Season 2602 Season 2603 Season 2604 Season 2605 Season 2606 Season 2607 Season 2608 Season 2609 Season 2610 Season 2611 Season 2612 Season 2613 Season 2614 Season 2615 Season 2616 Season 2617 Season 2618 Season 2619 Season 2620 Season 2621 Season 2622 Season 2623 Season 2624 Season 2625 Season 2626 Season 2627 Season 2628 Season 2629 Season 2630 Season 2631 Season 2632 Season 2633 Season 2634 Season 2635 Season 2636 Season 2637 Season 2638 Season 2639 Season 2640 Season 2641 Season 2642 Season 2643 Season 2644 Season 2645 Season 2646 Season 2647 Season 2648 Season 2649 Season 2650 Season 2651 Season 2652 Season 2653 Season 2654 Season 2655 Season 2656 Season 2657 Season 2658 Season 2659 Season 2660 Season 2661 Season 2662 Season 2663 Season 2664 Season 2665 Season 2666 Season 2667 Season 2668 Season 2669 Season 2670 Season 2671 Season 2672 Season 2673 Season 2

1981

HEAD COACH: Dan Reeves

PRESEASON (2-2)

Day/Date	Score	W/L	Opponent	Location	Attend.	Temp.	Den. QB	Opp. QB
Fri., Aug. 7*	7-33	L	New York Jets	Mile High Stadium	63,644	75°	Robinson	Todd
Sat., Aug. 15*	14-24	L	Miami Dolphins	Orange Bowl	41,502	82°	Morton	Woodley
Sat., Aug. 22*	17-7	W	Green Bay Packers	Mile High Stadium	72,450	66°	Morton	Dickey
Sat., Aug. 29*	24-20	W	Cincinnati Bengals	Riverfront Stadium	41,713	74°	Morton	Anderson
	62-84				219,309			

REGULAR SEASON (10-6 overall / 2nd AFC West (5-3 Div.) / 8-0 home / 2-6 away)

Day/Date	Score	W/L	Opponent	Location	Attend.	Temp.	Den. QB	Opp. QB
Sun., Sept. 6	9-7	W	Oakland Raiders	Mile High Stadium	74,796	74°	Morton	Plunkett
Sun., Sept. 13	10-13	L	Seattle Seahawks	Kingdome	58,513	Ind.	Morton	Zorn
Sun., Sept. 20	28-10	W	Baltimore Colts	Mile High Stadium	74,804	84°	Morton	Jones, B.
Sun., Sept. 27	42-24	W	San Diego Chargers	Mile High Stadium	74,844	82°	Morton	Fouts
Sun., Oct. 4	17-0	W	Oakland Raiders	Oakland-Alameda County Coliseum	51,035	60°	Morton	Plunkett
Sun., Oct. 11	27-21	W	Detroit Lions	Mile High Stadium	74,816	79°	Morton	Komlo
Sun., Oct. 18	14-28	L	Kansas City Chiefs	Arrowhead Stadium	74,672	55°	Morton	Kenney
Sun., Oct. 25	7-9	L	Buffalo Bills	Rich Stadium	77,757	56°	Morton	Ferguson
Mon., Nov. 2*	19-17	W	Minnesota Vikings	Mile High Stadium	74,834	48°	Morton	Kramer
Sun., Nov. 8	23-20	W	Cleveland Browns (OT)	Mile High Stadium	74,859	48°	Morton	Sipe
Sun., Nov. 15	24-7	W	Tampa Bay Buccaneers	Tampa Stadium	64,518	69°	Morton	Williams, D.
Sun., Nov. 22	21-38	L	Cincinnati Bengals	Riverfront Stadium	57,207	32°	DeBerg	Anderson
Sun., Nov. 29	17-34	L	San Diego Chargers	Jack Murphy Stadium	51,533	66°	Morton	Fouts
Sun., Dec. 6	16-13	W	Kansas City Chiefs	Mile High Stadium	74,744	68°	Morton	Fuller
Sun., Dec. 13	23-13	W	Seattle Seahawks	Mile High Stadium	74,527	45°	Morton	Krieg
Sun., Dec. 20	24-35	L	Chicago Bears	Soldier Field	40,125	14°	Morton	Evans, V.
	321-289				1,073,636			

1982

HEAD COACH: Dan Reeves

PRESEASON (4-0)

Day/Date	Score	W/L	Opponent	Location	Attend.	Temp.	Den. QB	Opp. QB
Sat., Aug. 14*	33-20	W	Los Angeles Rams	Anaheim Stadium	57,482	69°	DeBerg	Jones, B.
Sat., Aug. 21*	17-14	W	Miami Dolphins	Mile High Stadium	74,465	79°	Morton	Strock
Sat., Aug. 28*	27-17	W	Minnesota Vikings	Mile High Stadium	73,371	85°	Morton	Wilson, W.
Sat., Sept. 4*	20-13	W	New York Jets	Giants Stadium	43,820	65°	Morton	Todd
	97-64				249,138			

REGULAR SEASON (2-7 overall / 12th in Conference (0-6 vs. Div. Opp.) / 1-4 home / 1-3 away)

Day/Date	Score	W/L	Opponent	Location	Attend.	Temp.	Den. QB	Opp. QB
Sun., Sept. 12	3-23	L	San Diego Chargers	Mile High Stadium	73,564	56°	Morton	Fouts
Sun., Sept. 19	24-21	W	San Francisco 49ers	Mile High Stadium	73,899	65°	Morton	Montana
Sun., Sept. 26			—57-day player strike cancels or postpones eight games—					
Sun., Oct. 3			canceled/players' strike	at New Orleans				
Sun., Oct. 10			canceled/players' strike	Pittsburgh				
Sun., Oct. 17			canceled/players' strike	at N.Y. Jets				
Sun., Oct. 17			canceled/players' strike	at Houston				
Sun., Oct. 24			canceled/players' strike	Los Angeles Raiders				
Sun., Oct. 31			canceled/players' strike	Buffalo				
Sun., Nov. 7			postponed/players' strike	at Seattle (rescheduled for Jan. 2)				
Sun., Nov. 14			canceled/players' strike	at Kansas City				
Sun., Nov. 21	10-17	L	Seattle Seahawks	Mile High Stadium	73,916	48°	Morton	Zorn
Sun., Nov. 28	20-30	L	San Diego Chargers	Jack Murphy Stadium	47,629	68°	DeBerg	Fouts
Sun., Dec. 5	27-34	L	Atlanta Falcons	Mile High Stadium	73,984	46°	DeBerg	Bartkowski
Sun., Dec. 12	27-24	W	Los Angeles Rams	Anaheim Stadium	48,112	77°	DeBerg	Ferragamo
Sun., Dec. 19	16-37	L	Kansas City Chiefs	Mile High Stadium	74,192	55°	DeBerg	Kenney
Sun., Dec. 26	10-27	L	Los Angeles Raiders	L.A. Coliseum	44,160	68°	DeBerg	Plunkett
Sun., Jan. 2	11-13	L	Seattle Seahawks	Kingdome	43,145	Ind.	Herrmann	Zorn
	148-226				552,601			

1983

HEAD COACH: Dan Reeves

PRESEASON (3-1)

Day/Date	Score	W/L	Opponent	Location	Attend.	Temp.	Den. QB	Opp. QB
Fri., Aug. 5*	10-7	W	Seattle Seahawks	Mile High Stadium	53,887	70°	DeBerg	Zorn
Sat., Aug. 13*	21-10	W	Atlanta Falcons	Mile High Stadium	73,199	66°	DeBerg	Bartkowski
Sat., Aug. 20*	19-10	W	Cleveland Browns	Mile High Stadium	73,244	82°	DeBerg	McDonald
Fri., Aug. 26*	3-34	L	Minnesota Vikings	Hubert H. Humphrey Metrodome	59,435	Ind.	Elway	Kramer
	53-61				265,765			

REGULAR SEASON (9-7 overall / 3rd AFC West (3-5 Div.) / 6-2 home / 3-5 away)

Day/Date	Score	W/L	Opponent	Location	Attend.	Temp.	Den. QB	Opp. QB
Sun., Sept. 4	14-10	W	Pittsburgh Steelers	Three Rivers Stadium	58,233	79°	Elway	Stoudt
Sun., Sept. 11	17-10	W	Baltimore Colts	Memorial Stadium	52,613	99°	Elway	Pagel
Sun., Sept. 18	10-13	L	Philadelphia Eagles	Mile High Stadium	74,202	73°	Elway	Jaworski
Sun., Sept. 25	7-22	L	Los Angeles Raiders	Mile High Stadium	74,289	76°	Elway	Plunkett
Sun., Oct. 2	14-31	L	Chicago Bears	Soldier Field	58,210	73°	Elway	McMahon
Sun., Oct. 9	26-14	W	Houston Oilers	Astrodome	44,209	Ind.	DeBerg	Nielsen
Sun., Oct. 16	24-17	W	Cincinnati Bengals	Mile High Stadium	74,305	55°	DeBerg	Schoenert
Sun., Oct. 23	14-6	W	San Diego Chargers	Mile High Stadium	74,581	76°	DeBerg	Luther
Sun., Oct. 30	27-24	W	Kansas City Chiefs	Mile High Stadium	74,640	72°	DeBerg	Kenney
Sun., Nov. 6	19-27	L	Seattle Seahawks	Kingdome	61,189	Ind.	DeBerg	Krieg
Sun., Nov. 13	20-22	L	Los Angeles Raiders	L.A. Coliseum	51,945	71°	Elway	Plunkett
Sun., Nov. 20	36-27	W	Seattle Seahawks	Mile High Stadium	74,710	50°	Kubiak	Krieg
Sun., Nov. 27	7-31	L	San Diego Chargers	Jack Murphy Stadium	43,650	68°	Elway	Fouts
Sun., Dec. 4	27-6	W	Cleveland Browns	Mile High Stadium	70,912	43°	Elway	Sipe
Sun., Dec. 11	21-19	W	Baltimore Colts	Mile High Stadium	74,854	44°	Elway	Pagel
Sun., Dec. 18	17-48	L	Kansas City Chiefs	Arrowhead Stadium	11,377	0°	Elway	Kenney
	302-327				973,188			

1983 AFC WILD CARD PLAYOFF GAME

Sat., Dec. 24	7-31	L	Seattle Seahawks	Kingdome	64,275	Ind.	DeBerg	Krieg
---------------	------	---	------------------	----------	--------	------	--------	-------

1987

HEAD COACH: Dan Reeves

PRESEASON (3-2)

Day/Date	Score	W/L	Opponent	Location	Attend.	Temp.	Den. QB	Opp. QB
Sun., Aug. 9	27-28	L	Los Angeles Rams	Wembley Stadium (London, England; American Bowl)	72,786	64°	Elway	Everett
Sat., Aug. 15*	20-14	W	Green Bay Packers	Sun Devil Stadium (Tempe, Ariz.)	67,500	98°	Elway	Fusina
Mon., Aug. 24*	31-28	W	Miami Dolphins	Mile High Stadium	74,288	61°	Elway	Strock
Sat., Aug. 29*	24-20	W	Los Angeles Rams	Anaheim Stadium	54,254	72°	Elway	Everett
Thu., Sept. 3*	17-27	L	Minnesota Vikings	Mile High Stadium	74,081	83°	Elway	Wilson, W.
	119-117				342,909			

REGULAR SEASON (10-4-1 overall / 1st AFC West (7-1 Div.) / 7-1 home / 3-3-1 away)

Day/Date	Score	W/L	Opponent	Location	Attend.	Temp.	Den. QB	Opp. QB
Sun., Sept. 13	40-17	W	Seattle Seahawks	Mile High Stadium	75,996	85°	Elway	Krieg
Sun., Sept. 20	17-11	L	Green Bay Packers (OT)	Milwaukee County Stadium at Cleveland	50,624	58°	Elway	Fusina
Mon., Sept. 28*	10-10	L	cancelled/players' strike					
Sun., Oct. 4	30-40	L	Houston Oilers	Mile High Stadium	38,494	81°	Karcher	Pease
Mon., Oct. 12*	10-14	W	Los Angeles Raiders	Mile High Stadium	61,230	67°	Karcher	Evans, V.
Sun., Oct. 18	26-17	W	Kansas City Chiefs	Arrowhead Stadium	20,296	71°	Karcher	Hudson
			*"Replacement Games"					
Mon., Oct. 26*	27-34	L	Minnesota Vikings	Metrodome	51,011	Ind.	Elway	Wilson, W.
Sun., Nov. 1	34-0	W	Detroit Lions	Mile High Stadium	75,172	67°	Elway	Long
Sun., Nov. 8	14-21	L	Buffalo Bills	Rich Stadium	63,698	59°	Elway	Kelly
Mon., Nov. 16*	31-29	W	Chicago Bears	Mile High Stadium	75,783	29°	Elway	McMahon
Sun., Nov. 22*	23-17	W	Los Angeles Raiders	L.A. Coliseum	61,318	78°	Elway	Wilson, M.
Sun., Nov. 29	31-20	W	San Diego Chargers	Jack Murphy Stadium	61,890	69°	Elway	Fouts
Sun., Dec. 6	31-20	W	New England Patriots	Mile High Stadium	75,735	58°	Elway	Ramsey, T.
Sun., Dec. 13*	21-28	L	Seattle Seahawks	Kingdome	61,759	Ind.	Elway	Krieg
Sat., Dec. 19	20-17	W	Kansas City Chiefs	Mile High Stadium	75,053	35°	Elway	Kenney
Sun., Dec. 27	24-0	W	San Diego Chargers	Mile High Stadium	37,500	20°	Elway	Herrmann
	379-288				869,301			

1987 AFC DIVISIONAL PLAYOFF GAME

Sun., Jan. 10	34-17	W	Houston Oilers	Mile High Stadium	75,440	45°	Elway	Moon
---------------	-------	---	----------------	-------------------	--------	-----	-------	------

1987 AFC CHAMPIONSHIP GAME

Sun., Jan. 17	38-33	W	Cleveland Browns	Mile High Stadium	76,197	44°	Elway	Kosar
---------------	-------	---	------------------	-------------------	--------	-----	-------	-------

SUPER BOWL XXII

Sun., Jan. 31	10-42	L	Washington Redskins	Jack Murphy Stadium, San Diego	73,302	61°	Elway	Williams, D.
---------------	-------	---	---------------------	--------------------------------	--------	-----	-------	--------------

1988

HEAD COACH: Dan Reeves

PRESEASON (3-1)

Day/Date	Score	W/L	Opponent	Location	Attend.	Temp.	Den. QB	Opp. QB
Wed., Aug. 3*	40-31	W	Los Angeles Rams	Anaheim Stadium	43,978	70°	Elway	Everett
Sat., Aug. 13*	34-24	W	San Francisco 49ers	Mile High Stadium	75,067	87°	Elway	Young
Fri., Aug. 19*	13-16	L	Miami Dolphins (OT)	Joe Robbie Stadium	49,995	81°	Elway	Marino
Thu., Aug. 25*	21-20	W	Indianapolis Colts	Mile High Stadium	75,937	81°	Elway	Hogeboom
	108-91				242,797			

REGULAR SEASON (8-8 overall / 2nd AFC West (3-5 Div.) / 6-2 home / 2-6 away)

Day/Date	Score	W/L	Opponent	Location	Attend.	Temp.	Den. QB	Opp. QB
Sun., Sept. 4	14-21	L	Seattle Seahawks	Mile High Stadium	75,996	77°	Elway	Krieg
Sun., Sept. 11	34-3	W	San Diego Chargers	Mile High Stadium	75,359	78°	Elway	Laufenberg
Sun., Sept. 18	13-20	L	Kansas City Chiefs	Arrowhead Stadium	63,268	73°	Elway	DeBerg
Mon., Sept. 26*	27-30	L	Los Angeles Raiders (OT)	Mile High Stadium	75,964	81°	Elway	Schroeder
Sun., Oct. 2	12-0	W	San Diego Chargers	Jack Murphy Stadium	58,763	71°	Elway	Laufenberg
Sun., Oct. 9	16-13	W	San Francisco 49ers (OT)	Candlestick Park	61,711	74°	Elway	Montana
Sun., Oct. 16	30-14	W	Atlanta Falcons	Mile High Stadium	75,287	77°	Elway	DiIs
Sun., Oct. 23	21-39	L	Pittsburgh Steelers	Three Rivers Stadium	49,811	50°	Elway	Kubiak
Mon., Oct. 31*	23-55	L	Indianapolis Colts	Hoosier Dome	60,544	Ind.	Elway	Chandler
Sun., Nov. 6	17-11	W	Kansas City Chiefs	Mile High Stadium	74,227	65°	Elway	Kenney
Sun., Nov. 13	30-7	W	Cleveland Browns	Mile High Stadium	75,806	68°	Elway	Kosar
Sun., Nov. 20	0-42	L	New Orleans Saints	Superdome	68,075	Ind.	Elway	Hebert
Sun., Nov. 27	35-24	W	Los Angeles Rams	Mile High Stadium	74,141	31°	Elway	Everett
Sun., Dec. 4	20-21	L	Los Angeles Raiders	L.A. Coliseum	65,561	72°	Elway	Schroeder
Sun., Dec. 11*	14-42	L	Seattle Seahawks	Kingdome	62,838	Ind.	Elway	Krieg
Sat., Dec. 17	21-11	W	New England Patriots	Mile High Stadium	70,910	50°	Elway	Eason
	327-352				1,085,251			

1989

HEAD COACH: Dan Reeves

PRESEASON (2-2)

Day/Date	Score	W/L	Opponent	Location	Attend.	Temp.	Den. QB	Opp. QB
Sat., Aug. 12*	17-13	W	Los Angeles Rams	Mile High Stadium	70,049	65°	Elway	Everett
Sat., Aug. 19*	17-35	L	San Francisco 49ers	Candlestick Park	58,641	68°	Karcher	Montana
Sat., Aug. 26*	24-21	W	Dallas Cowboys (OT)	Mile High Stadium	74,076	83°	Elway	Aikman
Sat., Sept. 2*	34-38	L	Indianapolis Colts	Hoosier Dome	55,128	Ind.	Elway	Chandler
	92-107				257,894			

REGULAR SEASON (11-5 overall / 1st AFC West (6-2 Div.) / 6-2 home / 5-3 away)

Day/Date	Score	W/L	Opponent	Location	Attend.	Temp.	Den. QB	Opp. QB
Sun., Sept. 10	34-20	W	Kansas City Chiefs	Mile High Stadium	74,284	64°	Elway	DeBerg
Mon., Sept. 18*	28-14	W	Buffalo Bills	Rich Stadium	78,176	60°	Elway	Kelly
Sun., Sept. 24	31-21	W	Los Angeles Raiders	Mile High Stadium	75,754	80°	Elway	Schroeder
Sun., Oct. 1	15-16	L	Cleveland Browns	Cleveland Stadium	78,637	70°	Elway	Kosar
Sun., Oct. 8	16-10	W	San Diego Chargers	Mile High Stadium	75,222	72°	Elway	McMahon
Sun., Oct. 15	14-3	W	Indianapolis Colts	Mile High Stadium	74,680	50°	Elway	Trudeau
Sun., Oct. 22	24-21	W	Seattle Seahawks (OT)	Kingdome	62,353	Ind.	Elway	Krieg
Sun., Oct. 29	24-28	L	Philadelphia Eagles	Mile High Stadium	75,065	42°	Elway	Cunningham
Sun., Nov. 5	34-7	W	Pittsburgh Steelers	Mile High Stadium	74,739	59°	Elway	Briester
Sun., Nov. 12	16-13	W	Kansas City Chiefs	Arrowhead Stadium	76,245	65°	Elway	Pelluer
Sun., Nov. 20*	14-0	W	Washington Redskins	RFK Stadium	67,975	66°	Elway	Kubiak
Sun., Nov. 26	41-14	W	Seattle Seahawks	Mile High Stadium	75,117	61°	Elway	Stouffer
Sun., Dec. 3	13-16	L	Los Angeles Raiders (OT)	L.A. Coliseum	87,560	78°	Elway	Buerlein
Sun., Dec. 10	7-14	L	New York Giants	Mile High Stadium	63,283	23°	Elway	Simms
Sat., Dec. 16	37-0	W	Phoenix Cardinals	Sun Devil Stadium	56,071	59°	Elway	Rosenbach
Sun., Dec. 24	16-19	L	San Diego Chargers	Jack Murphy Stadium	50,524	73°	Elway	Tolliver
	362-226				1,130,686			

1989 AFC DIVISIONAL PLAYOFF GAME

Sun., Jan. 7	24-23	W	Pittsburgh Steelers	Mile High Stadium	75,477	55°	Elway	Briester
--------------	-------	---	---------------------	-------------------	--------	-----	-------	----------

1989 AFC CHAMPIONSHIP GAME

Sun., Jan. 14	37-21	W	Cleveland Browns	Mile High Stadium	76,046	53°	Elway	Kosar
---------------	-------	---	------------------	-------------------	--------	-----	-------	-------

SUPER BOWL XXIV

Sun., Jan. 28	10-55	L	San Francisco 49ers	Louisiana Superdome, New Orleans	72,919	Ind.	Elway	Montana
---------------	-------	---	---------------------	----------------------------------	--------	------	-------	---------

1993

HEAD COACH: Wade Phillips

PRESEASON (2-2)

Day/Date	Score	W/L	Opponent	Location	Attend.	Temp.	Den. QB	Opp. QB
Sat., Aug. 7*	23-7	W	Tampa Bay Buccaneers	Tampa Stadium	38,020	90°	Elway	Erickson, C.
Mon., Aug. 16*	13-16	L	San Francisco 49ers	Mile High Stadium	71,921	92°	Elway	Bono
Fri., Aug. 20*	34-24	W	Miami Dolphins	Mile High Stadium	59,383	78°	Elway	Marino
Fri., Aug. 27*	9-34	L	Phoenix Cardinals	Sun Devil Stadium	44,207	78°	Elway	Beuerlein
	79-81				213,531			

REGULAR SEASON (9-7 overall / 3rd AFC West (4-4 Div.) / 5-3 home / 4-4 away)

Day/Date	Score	W/L	Opponent	Location	Attend.	Temp.	Den. QB	Opp. QB
Sun., Sept. 5	26-20	W	New York Jets	Giants Stadium	68,130	81°	Elway	Esionas
Sun., Sept. 12	34-17	W	San Diego Chargers	Mile High Stadium	75,074	91°	Elway	Humphries
Mon., Sept. 20*	7-15	L	Kansas City Chiefs	Arrowhead Stadium	78,453	74°	Elway	Montana
Sun., Oct. 3	35-13	W	Indianapolis Colts	Mile High Stadium	74,953	80°	Elway	Trudeau
Sun., Oct. 10*	27-30	L	Green Bay Packers	Lambeau Field	58,943	43°	Elway	Favre
Mon., Oct. 18	20-23	L	Los Angeles Raiders	Mile High Stadium	75,712	44°	Elway	Hostetler
Sun., Oct. 31	28-17	W	Seattle Seahawks	Mile High Stadium	73,644	62°	Elway	Mirer
Sun., Nov. 7	29-14	W	Cleveland Browns	Cleveland Stadium	77,818	36°	Elway	Kosar
Sun., Nov. 14	23-26	L	Minnesota Vikings	Mile High Stadium	67,329	30°	Elway	Salisbury
Sun., Nov. 21	37-13	W	Pittsburgh Steelers	Mile High Stadium	74,840	58°	Elway	O'Donnell
Sun., Nov. 28	17-9	W	Seattle Seahawks	Kingdome	57,812	Ind.	Elway	Mirer
Sun., Dec. 5	10-13	L	San Diego Chargers	Jack Murphy Stadium	60,233	72°	Elway	Humphries
Sun., Dec. 12	27-21	W	Kansas City Chiefs	Mile High Stadium	75,822	51°	Elway	Montana
Sat., Dec. 18	13-3	W	Chicago Bears	Soldier Field	53,056	39°	Elway	Willis
Sun., Dec. 26	10-17	L	Tampa Bay Buccaneers	Mile High Stadium	73,434	57°	Elway	Erickson, C.
Sun., Jan. 2	30-33	L	Los Angeles Raiders (OT)	L.A. Coliseum	66,904	76°	Elway	Hostetler
(Bye Sept. 26 & Oct. 24)	373-284				1,112,157			

1993 AFC WILD CARD PLAYOFF GAME

Sun., Jan. 9	24-42	L	Los Angeles Raiders	L.A. Coliseum	65,314	73°	Elway	Hostetler
--------------	-------	---	---------------------	---------------	--------	-----	-------	-----------

1994

HEAD COACH: Wade Phillips

PRESEASON (2-3)

Day/Date	Score	W/L	Opponent	Location	Attend.	Temp.	Den. QB	Opp. QB
Sun., July 31*	22-25	L	Los Angeles Raiders	Olympic Stadium (Barcelona, Spain; American Bowl; Sun. 7 p.m. in Barcelona/Sun. 11 a.m. in Denver)	37,406	84°	Elway	Hostetler
Sat., Aug. 6*	37-16	W	Atlanta Falcons	Mile High Stadium	72,231	92°	Elway	George
Fri., Aug. 12*	3-20	L	San Francisco 49ers	Candlestick Park	52,429	75°	Elway	Young
Sun., Aug. 21	10-34	L	Dallas Cowboys	Texas Stadium	63,923	84°	Elway	Aikman
Thu., Aug. 25*	30-21	W	Arizona Cardinals	Mile High Stadium	70,075	84°	Millen	Beuerlein
	102-116				258,695			

REGULAR SEASON (7-9 overall / 4th AFC West (4-4 Div.) / 4-4 home / 3-5 away)

Day/Date	Score	W/L	Opponent	Location	Attend.	Temp.	Den. QB	Opp. QB
Sun., Sept. 4*	34-37	L	San Diego Chargers	Mile High Stadium	74,032	87°	Elway	Humphries
Sun., Sept. 11	22-25	L	New York Jets (OT)	Giants Stadium	73,436	69°	Elway	Esionas
Sun., Sept. 18	16-48	L	Los Angeles Raiders	Mile High Stadium	75,764	83°	Elway	Hostetler
Mon., Sept. 26*	20-27	L	Buffalo Bills	Rich Stadium	75,373	62°	Elway	Kelly
Sun., Oct. 9	16-9	W	Seattle Seahawks	Husky Stadium	65,872	64°	Elway	Mirer
Mon., Oct. 17	28-31	L	Kansas City Chiefs	Mile High Stadium	75,151	42°	Elway	Montana
Sun., Oct. 23	20-15	W	San Diego Chargers	Jack Murphy Stadium	61,626	69°	Elway	Humphries
Sun., Oct. 30	26-14	W	Cleveland Browns	Mile High Stadium	73,190	40°	Elway	Testaverde
Sun., Nov. 6	21-27	L	Los Angeles Rams	Anaheim Stadium	48,103	74°	Elway	Chandler
Sun., Nov. 13	17-10	W	Seattle Seahawks	Mile High Stadium	71,290	52°	Elway	Mirer
Sun., Nov. 20	32-28	W	Atlanta Falcons	Mile High Stadium	70,594	48°	Elway	George
Sun., Nov. 27	15-13	W	Cincinnati Bengals	Mile High Stadium	69,714	30°	Elway	Blake
Sun., Dec. 4	20-17	W	Kansas City Chiefs (OT)	Arrowhead Stadium	77,631	67°	Elway	Bono
Sun., Dec. 11	13-23	L	Los Angeles Raiders	L.A. Coliseum	60,016	65°	Millen	Hostetler
Sat., Dec. 17	19-42	L	San Francisco 49ers	Candlestick Park	64,884	49°	Elway	Young
Sat., Dec. 24	28-30	L	New Orleans Saints	Mile High Stadium	64,445	59°	Millen	Everett
(Bye Oct. 2)	347-386				1,099,121			

1995

HEAD COACH: Mike Shanahan

PRESEASON (3-2)

Day/Date	Score	W/L	Opponent	Location	Attend.	Temp.	Den. QB	Opp. QB
Sat., July 29*	9-7	W	San Francisco 49ers	Mile High Stadium	71,182	89°	Elway	Young
Sun., Aug. 6	24-10	W	San Francisco 49ers	Tokyo Dome (Tokyo, Japan; American Bowl; Sunday a.m. in Tokyo/Sat. p.m. in Denver)	48,526	Ind.	Elway	Young
Sat., Aug. 12*	10-19	L	Carolina Panthers	Clemson Stadium	57,017	93°	Elway	Reich
Mon., Aug. 21*	20-17	W	Dallas Cowboys	Mile High Stadium	72,451	82°	Elway	Aikman
Fri., Aug. 25*	17-23	L	Jacksonville Jaguars	Jacksonville Municipal Stadium	66,023	82°	Millen	Beuerlein
	80-76				315,199			

REGULAR SEASON (8-8 overall / 4th AFC West (3-5 Div.) / 6-2 home / 2-6 away)

Day/Date	Score	W/L	Opponent	Location	Attend.	Temp.	Den. QB	Opp. QB
Sun., Sept. 3*	22-7	W	Buffalo Bills	Mile High Stadium	75,157	91°	Elway	Kelly
Sun., Sept. 10	21-31	L	Dallas Cowboys	Texas Stadium	64,578	84°	Elway	Aikman
Sun., Sept. 17	38-31	W	Washington Redskins	Mile High Stadium	71,930	80°	Elway	Ferrette
Sun., Sept. 24	6-17	L	San Diego Chargers	Jack Murphy Stadium	58,987	76°	Elway	Humphries
Sun., Oct. 1	10-27	L	Seattle Seahawks	Kingdome	49,914	Ind.	Elway	Mirer
Sun., Oct. 8*	37-3	W	New England Patriots	Foxboro Stadium	60,074	66°	Elway	Bledsoe
Mon., Oct. 16*	27-0	W	Oakland Raiders	Mile High Stadium	75,491	66°	Elway	Hostetler
Sun., Oct. 22	7-21	L	Kansas City Chiefs	Mile High Stadium	71,044	34°	Elway	Bono
Sun., Nov. 5	38-6	W	Arizona Cardinals	Mile High Stadium	71,488	65°	Elway	Krieg
Sun., Nov. 12*	13-31	L	Philadelphia Eagles	Veterans Stadium	60,842	34°	Elway	Pete
Sun., Nov. 19	30-27	W	San Diego Chargers	Mile High Stadium	74,681	55°	Elway	Humphries
Sun., Nov. 26	33-42	L	Houston Oilers	Astrodome	36,113	Ind.	Elway	Chandler
Sun., Dec. 3	31-23	W	Jacksonville Jaguars	Mile High Stadium	72,231	51°	Elway	Beuerlein
Sun., Dec. 10	27-31	L	Seattle Seahawks	Mile High Stadium	71,488	56°	Elway	Mirer
Sun., Dec. 17	17-20	L	Kansas City Chiefs	Arrowhead Stadium	75,061	37°	Elway	Bono
Sun., Dec. 24	31-28	W	Oakland Raiders	Oakland-Alameda County Coliseum	50,074	57°	Elway	Hobert
(Bye Oct. 29)	388-345				1,039,153			

1996

HEAD COACH: Mike Shanahan

PRESEASON (3-1)

Day/Date	Score	W/L	Opponent	Location	Attend.	Temp.	Den. QB	Opp. QB
Sat., Aug. 3	20-17	W	San Francisco 49ers	3Com Park	48,577	65°	Elway	Young
Sat., Aug. 10*	40-28	W	Carolina Panthers	Mile High Stadium	70,649	87°	Elway	Collins, K.
Sat., Aug. 17*	20-3	W	Dallas Cowboys	Texas Stadium	56,115	78°	Elway	Aikman
Fri., Aug. 23*	24-31	L	Jacksonville Jaguars	Mile High Stadium	57,665	64°	Elway	Brunell
	104-79				233,006			

REGULAR SEASON (13-3 overall / 1st AFC West (6-2 Div.) / 8-0 home / 5-3 away)

Day/Date	Score	W/L	Opponent	Location	Attend.	Temp.	Den. QB	Opp. QB
Sun., Sept. 1	31-6	W	New York Jets	Mile High Stadium	70,595	90°	Elway	O'Donnell
Sun., Sept. 8*	30-20	W	Seattle Seahawks	Kingdome	43,671	Ind.	Elway	Mirer
Sun., Sept. 15*	27-23	W	Tampa Bay Buccaneers	Mile High Stadium	71,535	70°	Elway	Dilfer
Sun., Sept. 22	14-17	L	Kansas City Chiefs	Arrowhead Stadium	79,439	75°	Elway	Bono
Sun., Sept. 29	14-10	W	Cincinnati Bengals	Cinergy Field	51,798	70°	Elway	Blake
Sun., Oct. 6	28-17	W	San Diego Chargers	Mile High Stadium	75,058	68°	Elway	Humphries
Sun., Oct. 20	45-34	W	Baltimore Ravens	Mile High Stadium	70,453	36°	Elway	Testaverde
Sun., Oct. 27	34-7	W	Kansas City Chiefs	Mile High Stadium	75,652	44°	Elway	Bono
Mon., Nov. 4*	22-21	W	Oakland Raiders	Oakland-Alameda County Coliseum	61,179	63°	Elway	Hostetler
Sun., Nov. 10	17-12	W	Chicago Bears	Mile High Stadium	75,555	66°	Elway	Krieg
Sun., Nov. 17	34-8	W	New England Patriots	Foxboro Stadium	59,452	55°	Elway	Bledsoe
Sun., Nov. 24	21-17	W	Minnesota Vikings	Hubert H. Humphrey Metrodome	59,142	Ind.	Elway	Johnson, B.
Sun., Dec. 1	34-7	W	Seattle Seahawks	Mile High Stadium	74,982	50°	Elway	Mirer
Sun., Dec. 8	6-41	L	Green Bay Packers	Lambeau Field	60,712	31°	Musgrave	Favre
Sun., Dec. 15	24-19	W	Oakland Raiders	Mile High Stadium	75,466	40°	Elway	Hostetler
Sun., Dec. 22*	10-16	L	San Diego Chargers	Jack Murphy Stadium	46,801	56°	Elway	Humphries
(Bye Oct. 13)	391-275				1,051,490			

1996 AFC DIVISIONAL PLAYOFF GAME

Sat., Jan. 4	27-30	L	Jacksonville Jaguars	Mile High Stadium	75,678	46°	Elway	Brunell
--------------	-------	---	----------------------	-------------------	--------	-----	-------	---------

1997

HEAD COACH: Mike Shanahan

PRESEASON (3-2)

Day/Date	Score	W/L	Opponent	Location	Attend.	Temp.	Den. QB	Opp. QB
Sat., Jul. 26*	31-10	W	Buffalo Bills	Mile High Stadium	69,739	81°	Elway	Collins, T.
Mon., Aug. 4*	19-38	L	Miami Dolphins	Estadio Guillermo Canedo (Mexico City, American Bowl)	104,629	70°	Elway	Marino
Sat., Aug. 9*	23-13	W	Carolina Panthers	Ericsson Stadium	68,296	78°	Lewis	Collins, K.
Sun., Aug. 17	21-31	L	New England Patriots	Foxboro Stadium	55,354	88°	Lewis	Bledsoe
Sat., Aug. 23*	31-17	W	San Francisco 49ers	Mile High Stadium	69,874	89°	Elway	Young
	125-109				367,892			

REGULAR SEASON (12-4 overall / 2nd AFC West (6-2 Div.) / 8-0 home / 4-4 away)

Day/Date	Score	W/L	Opponent	Location	Attend.	Temp.	Den. QB	Opp. QB
Sun., Aug. 31	19-3	W	Kansas City Chiefs	Mile High Stadium	75,600	82°	Elway	Grbac
Sun., Sept. 7	35-14	W	Seattle Seahawks	Kingdome	55,859	Ind.	Elway	Moon
Sun., Sept. 14	35-14	W	St. Louis Rams	Mile High Stadium	74,338	82°	Elway	Banks
Sun., Sept. 21	38-20	W	Cincinnati Bengals	Mile High Stadium	73,871	54°	Elway	Blake
Sun., Sept. 28	29-21	W	Atlanta Falcons	Georgia Dome	48,211	Ind.	Elway	Chandler
Mon., Oct. 6*	34-13	W	New England Patriots	Mile High Stadium	75,821	55°	Elway	Bledsoe
Sun., Oct. 19	25-28	L	Oakland Raiders	Oakland-Alameda County Coliseum	57,006	64°	Elway	George
Sun., Oct. 26	23-20	W	Buffalo Bills (OT)	Rich Stadium	78,458	43°	Elway	Collins, T.
Sun., Nov. 2	30-27	W	Seattle Seahawks	Mile High Stadium	74,212	46°	Elway	Moon
Sun., Nov. 9	34-0	W	Carolina Panthers	Mile High Stadium	71,408	28°	Elway	Gannon
Sun., Nov. 16	22-24	L	Kansas City Chiefs	Arrowhead Stadium	77,963	31°	Elway	Collins, K.
Mon., Nov. 24*	31-3	W	Oakland Raiders	Mile High Stadium	75,307	38°	Elway	George
Sun., Nov. 30*	38-28	W	San Diego Chargers	Qualcomm Stadium	54,245	56°	Elway	Whelihan
Sun., Dec. 7	24-35	L	Pittsburgh Steelers	Three Rivers Stadium	59,739	33°	Elway	Stewart
Mon., Dec. 15*	17-34	L	San Francisco 49ers	3Com Park	68,461	50°	Elway	Young
Sun., Dec. 21	38-3	W	San Diego Chargers	Mile High Stadium	69,632	33°	Elway	Whelihan
(Bye Oct. 12)	472-287				1,090,131			

1997 AFC WILD CARD PLAYOFF GAME

Sat., Dec. 27	42-17	W	Jacksonville Jaguars	Mile High Stadium	74,481	44°	Elway	Brunell
---------------	-------	---	----------------------	-------------------	--------	-----	-------	---------

1997 AFC DIVISIONAL PLAYOFF GAME

Sun., Jan. 4	14-10	W	Kansas City Chiefs	Arrowhead Stadium	76,965	32°	Elway	Grbac
--------------	-------	---	--------------------	-------------------	--------	-----	-------	-------

1997 AFC CHAMPIONSHIP GAME

Sun., Jan. 11	24-21	W	Pittsburgh Steelers	Three Rivers Stadium	61,382	38°	Elway	Stewart
---------------	-------	---	---------------------	----------------------	--------	-----	-------	---------

SUPER BOWL XXXII

Sun., Jan. 25	31-24	W	Green Bay Packers	Qualcomm Stadium, San Diego	68,912	67°	Elway	Favre
---------------	-------	---	-------------------	-----------------------------	--------	-----	-------	-------

BRONCOS IN THE HALL OF FAME GAME

The Broncos have played in four Hall of Fame Games in their history and own a 2-2 record in those preseason contests held at Tom Benson Hall of Fame Stadium in Canton, Ohio, as part of the Pro Football Hall of Fame induction ceremony weekend. In Hall of Fame Game action, Denver defeated Detroit 10-7 on July 24, 1976, lost to Detroit 14-3 on July 27, 1991, lost to Washington 20-17 on Aug. 9, 2004 and defeated Atlanta 14-10 on Aug. 1, 2019.

1998

HEAD COACH: Mike Shanahan

PRESEASON (3-1)

Day/Date	Score	W/L	Opponent	Location	Attend.	Temp.	Den. QB	Opp. QB
Sat., Aug. 8*	20-13	W	St. Louis Rams	Trans World Dome	53,842	Ind.	Brister	Banks
Fri., Aug. 14*	17-10	W	New Orleans Saints	Mile High Stadium	70,937	82°	Elway	Hobert
Mon., Aug. 24*	34-31	W	Green Bay Packers	Mile High Stadium	73,183	73°	Elway	Favre
Sat., Aug. 29	13-16	L	Tennessee Oilers	Vanderbilt Stadium	33,194	89°	Elway	McNair

REGULAR SEASON (14-2 overall / 1st AFC West (8-0 Div.) / 8-0 home / 6-2 away)

Day/Date	Score	W/L	Opponent	Location	Attend.	Temp.	Den. QB	Opp. QB
Mon., Sept. 7*	27-21	W	New England Patriots	Mile High Stadium	74,745	84°	Elway	Bledsoe
Sun., Sept. 13	42-23	W	Dallas Cowboys	Mile High Stadium	75,013	76°	Elway	Aikman
Sun., Sept. 20	34-17	W	Oakland Raiders	Oakland-Alameda County Coliseum	56,578	65°	Elway	George
Sun., Sept. 27	38-16	W	Washington Redskins	Jack Kent Cooke Stadium	71,880	90°	Brister	Green
Sun., Oct. 4	41-16	W	Philadelphia Eagles	Mile High Stadium	73,218	57°	Brister	Hoying
Sun., Oct. 11	21-16	W	Seattle Seahawks	Kingdome	66,258	Ind.	Elway	Moon
Sun., Oct. 25	37-24	W	Jacksonville Jaguars	Mile High Stadium	75,217	63°	Elway	Brunt
Sun., Nov. 1	33-26	W	Cincinnati Bengals	Cinergy Field	58,974	60°	Elway	O'Donnell
Sun., Nov. 8	27-10	W	San Diego Chargers	Mile High Stadium	74,925	37°	Brister	Leaf
Mon., Nov. 16*	30-7	W	Kansas City Chiefs	Arrowhead Stadium	78,100	54°	Brister	Gannon
Sun., Nov. 22	40-14	W	Oakland Raiders	Mile High Stadium	75,325	73°	Elway	Hollas
Sun., Nov. 29*	31-16	W	San Diego Chargers	Qualcomm Stadium	66,532	63°	Elway	Whelan
Sun., Dec. 6	35-31	W	Kansas City Chiefs	Mile High Stadium	74,962	35°	Elway	Gannon
Sun., Dec. 13	16-20	L	New York Giants	Giants Stadium	72,336	41°	Elway	Graham
Mon., Dec. 21*	21-31	L	Miami Dolphins	Pro Player Stadium	74,363	76°	Elway	Marino
Sun., Dec. 27	28-21	W	Seattle Seahawks	Mile High Stadium	74,057	46°	Elway	Kitna
(Bye Oct. 18)	501-309				1,143,213			

1998 AFC DIVISIONAL PLAYOFF GAME

Sat., Jan. 9	38-3	W	Miami Dolphins	Mile High Stadium	75,729	49°	Elway	Marino
--------------	------	---	----------------	-------------------	--------	-----	-------	--------

1998 AFC CHAMPIONSHIP GAME

Sun., Jan. 17	23-10	W	New York Jets	Mile High Stadium	75,482	41°	Elway	Testaverde
---------------	-------	---	---------------	-------------------	--------	-----	-------	------------

SUPER BOWL XXXIII

Sun., Jan. 31*	34-19	W	Atlanta Falcons	Pro Player Stadium, Miami	74,803	73°	Elway	Chandler
----------------	-------	---	-----------------	---------------------------	--------	-----	-------	----------

1999

HEAD COACH: Mike Shanahan

PRESEASON (3-2)

Day/Date	Score	W/L	Opponent	Location	Attend.	Temp.	Den. QB	Opp. QB
Sun., Aug. 8	20-17	W	San Diego Chargers	Stadium Australia	73,811	60°	Brister	Harbaugh
Sat., Aug. 14*	38-7	W	Arizona Cardinals	<i>(Sydney, Australia; American Bowl, Sunday a.m. in Sydney/Sat. p.m. in Denver)</i>	67,941	80°	Brister	Plummer
Mon., Aug. 23*	12-27	L	Green Bay Packers	Camp Randall Stad., Madison, Wisc.	78,184	66°	Brister	Favre
Sun., Aug. 29*	12-22	L	Dallas Cowboys	Texas Stadium	61,893	98°	Brister	Aikman
Fri., Sept. 3*	34-3	W	San Francisco 49ers	Mile High Stadium	68,421	67°	Griese	Garcia
	116-76				350,250			

REGULAR SEASON (6-10 overall / 5th AFC West (4-4 Div.) / 3-5 home / 3-5 away)

Day/Date	Score	W/L	Opponent	Location	Attend.	Temp.	Den. QB	Opp. QB
Mon., Sept. 13*	21-38	L	Miami Dolphins	Mile High Stadium	75,623	60°	Griese	Marino
Sun., Sept. 19	10-26	L	Kansas City Chiefs	Arrowhead Stadium	78,683	69°	Griese	Grbac
Sun., Sept. 26	10-13	L	Tampa Bay Buccaneers	Raymond James Stadium	65,297	82°	Griese	Dilfer
Sun., Oct. 3	13-21	L	New York Jets	Mile High Stadium	74,181	54°	Griese	Mirer
Sun., Oct. 10	16-13	W	Oakland Raiders	Network Associates Coliseum	55,704	79°	Griese	Gannon
Sun., Oct. 17	31-10	W	Green Bay Packers	Mile High Stadium	73,352	50°	Griese	Favre
Sun., Oct. 24	23-24	L	New England Patriots	Foxboro Stadium	60,211	53°	Griese	Bledsoe
Sun., Oct. 31	20-23	L	Minnesota Vikings	Mile High Stadium	75,021	75°	Griese	George
Sun., Nov. 7	33-17	W	San Diego Chargers	Qualcomm Stadium	61,204	69°	Miller	Harbaugh
Sun., Nov. 14*	17-20	L	Seattle Seahawks	Kingdome	66,314	Ind.	Miller	Kitna
Mon., Nov. 22*	27-21	W	Oakland Raiders (OT)	Mile High Stadium	70,012	26°	Miller	Gannon
Sun., Dec. 5	10-16	L	Kansas City Chiefs	Mile High Stadium	73,855	45°	Griese	Grbac
Mon., Dec. 13*	24-27	L	Jacksonville Jaguars	ALLTEL Stadium	71,337	68°	Griese	Bruneil
Sun., Dec. 19	36-30	W	Seattle Seahawks	Mile High Stadium	65,987	27°	Griese	Kitna
Sat., Dec. 25	17-7	W	Detroit Lions	Silverdome	73,158	Ind.	Griese	Batch
Sun., Jan. 2	6-12	L	San Diego Chargers	Mile High Stadium	69,278	41°	Griese	Harbaugh
(Bye Nov. 28)	314-318				1,109,037			

2000

HEAD COACH: Mike Shanahan

PRESEASON (4-0)

Day/Date	Score	W/L	Opponent	Location	Attend.	Temp.	Den. QB	Opp. QB
Sat., Aug. 5*	31-17	W	Arizona Cardinals	Sun Devil Stadium	37,781	101°	Griese	Plummer
Sun., Aug. 13	26-20	W	Green Bay Packers	Mile High Stadium	75,367	89°	Griese	Hasselbeck, M.
Sat., Aug. 19*	36-23	W	Dallas Cowboys	Mile High Stadium	76,632	85°	Griese	Aikman
Fri., Aug. 25*	28-24	W	San Francisco 49ers	3COM Park	65,016	70°	Griese	Garcia
	121-84				254,796			

REGULAR SEASON (11-5 overall / 2nd AFC West (6-2 Div.) / 6-2 home / 5-3 away)

Day/Date	Score	W/L	Opponent	Location	Attend.	Temp.	Den. QB	Opp. QB
Mon., Sept. 4*	36-41	L	St. Louis Rams	Trans World Dome	63,956	Ind.	Griese	Warr
Sun., Sept. 10	42-14	W	Atlanta Falcons	Mile High Stadium	75,466	84°	Griese	Chandler
Sun., Sept. 17	33-24	W	Oakland Raiders	Network Associates Coliseum	62,078	79°	Griese	Gannon
Sun., Sept. 24	22-23	L	Kansas City Chiefs	Mile High Stadium	74,596	36°	Ferrotte	Grbac
Sun., Oct. 1	19-28	L	New England Patriots	Mile High Stadium	75,684	80°	Griese	Bledsoe
Sun., Oct. 8	21-7	W	San Diego Chargers	Qualcomm Stadium	56,079	68°	Griese	Harbaugh
Sun., Oct. 15	44-10	W	Cleveland Browns	Mile High Stadium	75,811	59°	Griese	Couch
Sun., Oct. 22	21-31	L	Cincinnati Bengals	Paul Brown Stadium	61,603	73°	Griese	Smith
Sun., Nov. 5	30-23	W	New York Jets	Giants Stadium	78,305	51°	Griese	Testaverde
Mon., Nov. 13*	27-24	W	Oakland Raiders	Mile High Stadium	75,951	20°	Griese	Gannon
Sun., Nov. 19	38-37	W	San Diego Chargers	Mile High Stadium	75,218	39°	Ferrotte	Leaf
Sun., Nov. 26	38-31	W	Seattle Seahawks	Husky Stadium	68,661	48°	Ferrotte	Huard, B.
Sun., Dec. 3	36-23	W	New Orleans Saints	Louisiana Superdome	64,900	Ind.	Ferrotte	Brooks
Sun., Dec. 10	31-24	W	Seattle Seahawks	Mile High Stadium	75,218	22°	Ferrotte	Kitna
Sun., Dec. 17	7-20	L	Kansas City Chiefs	Arrowhead Stadium	78,406	9°	Ferrotte	Grbac
Sat., Dec. 23	38-9	W	San Francisco 49ers	Mile High Stadium	76,098	45°	Griese	Garcia
(Bye Oct. 29)	485-369				1,140,030			

2000 AFC WILD CARD PLAYOFF GAME

Sun., Dec. 31	3-21	L	Baltimore Ravens	PSINet Stadium	69,638	22°	Ferrotte	Dilfer
---------------	------	---	------------------	----------------	--------	-----	----------	--------

2001

HEAD COACH: Mike Shanahan

PRESEASON (3-1)

Day/Date	Score	W/L	Opponent	Location	Attend.	Temp.	Den. QB	Opp. QB
Sat., Aug. 11*	20-6	W	Dallas Cowboys	Texas Stadium	46,883	86°	Griese	Banks
Mon., Aug. 20*	7-22	L	Green Bay Packers	Lambeau Field	59,177	77°	Griese	Favre
Sat., Aug. 25*	31-24	W	New Orleans Saints	INVESCO Field at Mile High	74,063	81°	Griese	Brooks
Fri., Aug. 31*	35-7 93-59	W	San Francisco 49ers	INVESCO Field at Mile High	73,855 253,928	72°	Griese	Ferrotte

REGULAR SEASON (8-8 overall / 3rd AFC West (4-4 Div.) / 6-2 home / 2-6 away)

Day/Date	Score	W/L	Opponent	Location	Attend.	Temp.	Den. QB	Opp. QB
Mon., Sept. 10*	31-20	W	New York Giants	INVESCO Field at Mile High	75,735	75°	Griese	Collins
Sun., Sept. 16			<i>**Postponed until Jan. 6 due to terrorist attacks on U.S.**</i>					
Sun., Sept. 23*	38-17	W	Arizona Cardinals	Sun Devil Stadium	50,913	103°	Griese	Plummer
Sun., Sept. 30	13-20	L	Baltimore Ravens	INVESCO Field at Mile High	75,082	71°	Griese	Grbac
Sun., Oct. 7	20-6	W	Kansas City Chiefs	INVESCO Field at Mile High	75,037	74°	Griese	Green
Sun., Oct. 14	21-34	L	Seattle Seahawks	Husky Stadium	61,837	54°	Griese	Differ
Sun., Oct. 21	10-27	L	San Diego Chargers	Qualcomm Stadium	67,521	66°	Griese	Flutie
Sun., Oct. 28	31-20	W	New England Patriots	INVESCO Field at Mile High	74,750	72°	Griese	Brady
Mon., Nov. 5*	28-38	L	Oakland Raiders	Network Associates Coliseum	62,637	62°	Griese	Gannon
Sun., Nov. 11	26-16	W	San Diego Chargers	INVESCO Field at Mile High	74,951	62°	Griese	Flutie
Sun., Nov. 18	10-17	L	Washington Redskins	INVESCO Field at Mile High	74,622	74°	Griese	Banks
Thu., Nov. 22	26-24	W	Dallas Cowboys	Texas Stadium	64,104	72°	Griese	Leaf
Sun., Dec. 2	10-21	L	Miami Dolphins	Pro Player Stadium	73,938	76°	Griese	Fiedler
Sun., Dec. 9*	20-27	W	Seattle Seahawks	INVESCO Field at Mile High	74,524	38°	Griese	Hasselbeck, M.
Sun., Dec. 16	23-16	L	Kansas City Chiefs (OT)	Arrowhead Stadium	77,778	49°	Ferrotte	Green
Sun., Dec. 30	23-17	W	Oakland Raiders	INVESCO Field at Mile High	75,582	24°	Griese	Gannon
Sun., Jan. 6	10-29	L	Indianapolis Colts	RCA Dome	56,192	Ind.	Griese	Manning, P.
(Bye Dec. 23)	340-339				1,115,203			

2002

HEAD COACH: Mike Shanahan

PRESEASON (3-1)

Day/Date	Score	W/L	Opponent	Location	Attend.	Temp.	Den. QB	Opp. QB
Sat., Aug. 10*	7-13	W	Chicago Bears	Memorial Stadium, Champaign, Ill.	52,168	85°	Griese	Miller
Mon., Aug. 19*	27-10	W	San Francisco 49ers	INVESCO Field at Mile High	73,071	85°	Griese	Garcia
Sat., Aug. 24*	19-13	W	Arizona Cardinals	Sun Devil Stadium	26,736	105°	Griese	Plummer
Thu., Aug. 29*	31-0 84-28	W	Seattle Seahawks	INVESCO Field at Mile High	71,755 223,730	65°	Jackson	Hasselbeck, M.

REGULAR SEASON (9-7 overall / 2nd AFC West (3-3 Div.) / 5-3 home / 4-4 away)

Day/Date	Score	W/L	Opponent	Location	Attend.	Temp.	Den. QB	Opp. QB
Sun., Sept. 8	23-16	W	St. Louis Rams	INVESCO Field at Mile High	75,710	83°	Griese	Warner
Sun., Sept. 15	24-14	W	San Francisco 49ers	3COM Park	67,685	67°	Griese	Garcia
Sun., Sept. 22	23-23	W	Buffalo Bills	INVESCO Field at Mile High	75,359	59°	Griese	Bledsoe
Mon., Sept. 30*	28-14	W	Baltimore Ravens	Ravens Stadium	69,538	71°	Griese	Redman
Sun., Oct. 6	26-9	W	San Diego Chargers	INVESCO Field at Mile High	75,065	57°	Griese	Brees
Sun., Oct. 13*	22-24	L	Miami Dolphins	INVESCO Field at Mile High	75,941	58°	Griese	Fiedler
Sun., Oct. 20	37-34	W	Kansas City Chiefs (OT)	Arrowhead Stadium	78,446	51°	Griese	Green
Sun., Oct. 27	24-16	W	New England Patriots	Gillette Stadium	68,436	60°	Griese	Brady
Mon., Nov. 11*	10-34	L	Oakland Raiders	INVESCO Field at Mile High	76,643	32°	Griese	Gannon
Sun., Nov. 17	31-9	W	Seattle Seahawks	Seahawks Stadium	65,495	53°	Griese	Hasselbeck, M.
Sun., Nov. 24*	20-23	L	Indianapolis Colts (OT)	INVESCO Field at Mile High	75,075	25°	Griese	Beuerlein, P.
Sun., Dec. 1	27-30	L	San Diego Chargers (OT)	Qualcomm Stadium	66,357	64°	Beuerlein	Brees
Sun., Dec. 8	13-19	L	New York Jets	Giants Stadium	78,521	42°	Griese	Pennington
Sun., Dec. 15	31-24	W	Kansas City Chiefs	INVESCO Field at Mile High	75,947	54°	Griese	Green
Sun., Dec. 22	16-28	L	Oakland Raiders	Network Associates Coliseum	62,592	56°	Griese	Gannon
Sun., Dec. 29	37-7	W	Arizona Cardinals	INVESCO Field at Mile High	75,164	57°	Beuerlein	Plummer
(Bye Nov. 2)	392-344				1,161,974			

2003

HEAD COACH: Mike Shanahan

PRESEASON (3-1)

Day/Date	Score	W/L	Opponent	Location	Attend.	Temp.	Den. QB	Opp. QB
Sat., Aug. 9*	20-12	W	Houston Texans	Reliant Stadium	70,021	Ind.	Plummer	Carr
Sat., Aug. 16*	15-10	W	Chicago Bears	Memorial Stadium, Champaign, Ill.	52,861	85°	Plummer	Stewart
Mon., Aug. 25*	23-28	L	Indianapolis Colts	INVESCO Field at Mile High	72,510	82°	Plummer	Manning, P.
Fri., Aug. 29*	20-3 78-53	W	Seattle Seahawks	INVESCO Field at Mile High	73,038 268,430	70°	Jackson	Hasselbeck, M.

REGULAR SEASON (10-6 overall / 2nd AFC West (5-1 Div.) / 6-2 home / 4-4 away)

Day/Date	Score	W/L	Opponent	Location	Attend.	Temp.	Den. QB	Opp. QB
Sun., Sept. 7	30-10	W	Cincinnati Bengals	Paul Brown Stadium	63,820	72°	Plummer	Kirby
Sun., Sept. 14	37-13	W	San Diego Chargers	Qualcomm Stadium	65,445	73°	Plummer	Brees
Mon., Sept. 22*	31-10	W	Oakland Raiders	INVESCO Field at Mile High	76,753	72°	Plummer	Gannon
Mon., Sept. 28	20-16	W	Detroit Lions	INVESCO Field at Mile High	75,719	66°	Plummer	Harrington
Sun., Oct. 5	23-24	L	Kansas City Chiefs	Arrowhead Stadium	78,903	69°	Plummer	Green
Sun., Oct. 12	17-14	W	Pittsburgh Steelers	INVESCO Field at Mile High	75,974	73°	Beuerlein	Maddox
Sun., Oct. 19	20-28	L	Minnesota Vikings	Hubert H. Humphrey Metrodome	64,381	Ind.	Beuerlein	Culpepper
Sun., Oct. 26	6-26	L	Baltimore Ravens	M&T Bank Stadium	69,721	67°	Kanell	Bolter
Mon., Nov. 3*	26-30	L	New England Patriots	INVESCO Field at Mile High	76,203	35°	Kanell	Brady
Sun., Nov. 16	37-8	W	San Diego Chargers	INVESCO Field at Mile High	75,217	52°	Plummer	Flutie
Sun., Nov. 23	10-19	L	Chicago Bears	INVESCO Field at Mile High	75,540	18°	Plummer	Chandler
Sun., Nov. 30	22-8	W	Oakland Raiders	Network Associates Coliseum	57,201	55°	Plummer	Mirer
Sun., Dec. 7	45-27	W	Kansas City Chiefs	INVESCO Field at Mile High	76,403	63°	Plummer	Green
Sun., Dec. 14	23-20	W	Cleveland Browns (OT)	INVESCO Field at Mile High	75,358	52°	Plummer	Couch
Sun., Dec. 21*	31-17	W	Indianapolis Colts	RCA Dome	57,149	Ind.	Plummer	Manning, P.
Sun., Dec. 28	3-31	L	Green Bay Packers	Lambeau Field	70,299	45°	Jackson	Favre
(Bye Nov. 9)	381-301				1,134,086			

2003 AFC WILD CARD PLAYOFF GAME

Sun., Jan. 4	10-41	L	Indianapolis Colts	RCA Dome	56,586	Ind.	Plummer	Manning, P.
--------------	-------	---	--------------------	----------	--------	------	---------	-------------

2004

HEAD COACH: Mike Shanahan

PRESEASON (2-3)

Day/Date	Score	W/L	Opponent	Location	Attend.	Temp.	Den. QB	Opp. QB
Mon., Aug. 9*	17-20	L	Washington Redskins	Fawcett Stadium (Canton, Ohio; Hall of Fame Game)	22,177	75°	Plummer	Brunell
Sun., Aug. 15*	6-16	L	Buffalo Bills	Ralph Wilson Stadium	49,645	70°	Plummer	Bledsoe
Sat., Aug. 21*	19-3	W	Seattle Seahawks	Qwest Field	47,641	66°	Plummer	Hasselbeck, M.
Fri., Aug. 27*	31-17	W	Houston Texans	INVESCO Field at Mile High	71,256	54°	Plummer	Carr
Thu., Sept. 2*	21-33	L	Arizona Cardinals	INVESCO Field at Mile High	71,986	79°	Kanell	McCown
	94-89				262,705			

REGULAR SEASON (10-6 overall / 2nd AFC West (3-3 Div.) / 6-2 home / 4-4 away)

Day/Date	Score	W/L	Opponent	Location	Attend.	Temp.	Den. QB	Opp. QB
Sun., Sept. 12*	34-24	W	Kansas City Chiefs	INVESCO Field at Mile High	75,939	82°	Plummer	Green
Sun., Sept. 19	6-7	L	Jacksonville Jaguars	ALLTEL Stadium	69,127	78°	Plummer	Leftwich
Sun., Sept. 26	23-13	W	San Diego Chargers	INVESCO Field at Mile High	74,533	73°	Plummer	Brees
Sun., Oct. 3	16-13	W	Tampa Bay Buccaneers	Raymond James Stadium	65,341	86°	Plummer	Johnson
Sun., Oct. 10	20-17	W	Carolina Panthers	INVESCO Field at Mile High	75,072	72°	Plummer	Dethmome
Sun., Oct. 17	31-3	W	Oakland Raiders	Network Associates Coliseum	57,293	67°	Plummer	Collins
Mon., Oct. 25*	10-23	L	Cincinnati Bengals	Paul Brown Stadium	65,806	61°	Plummer	Palmer
Sun., Oct. 31	26-41	L	Atlanta Falcons	INVESCO Field at Mile High	75,083	54°	Plummer	Vick
Sun., Nov. 7	31-13	W	Houston Texans	INVESCO Field at Mile High	74,292	69°	Plummer	Carr
Sun., Nov. 21	34-13	W	New Orleans Saints	Louisiana Superdome	64,900	Ind.	Plummer	Brooks
Sun., Nov. 28*	24-25	L	Oakland Raiders	INVESCO Field at Mile High	75,936	18°	Plummer	Collins
Sun., Dec. 5	17-20	L	San Diego Chargers	Qualcomm Stadium	65,395	58°	Plummer	Brees
Sun., Dec. 12	20-17	W	Miami Dolphins	INVESCO Field at Mile High	75,027	37°	Plummer	Feeley
Sun., Dec. 19	17-45	L	Kansas City Chiefs	Arrowhead Stadium	77,702	15°	Plummer	Green
Sat., Dec. 25*	37-16	W	Tennessee Titans	The Coliseum	68,809	29°	Plummer	Volek
Sun., Jan. 2	33-14	W	Indianapolis Colts	INVESCO Field at Mile High	75,149	32°	Plummer	Manning, P.
(Bye Nov. 14)	381-304				1,135,404			

2004 AFC WILD CARD PLAYOFF GAME

Sun., Jan. 9	24-49	L	Indianapolis Colts	RCA Dome	56,609	Ind.	Plummer	Manning, P.
--------------	-------	---	--------------------	----------	--------	------	---------	-------------

2005

HEAD COACH: Mike Shanahan

PRESEASON (4-0)

Day/Date	Score	W/L	Opponent	Location	Attend.	Temp.	Den. QB	Opp. QB
Sat., Aug. 13*	20-14	W	Houston Texans	Reliant Stadium	70,016	Ind.	Plummer	Carr
Sat., Aug. 20*	26-21	W	San Francisco 49ers	INVESCO Field at Mile High	70,794	70°	Plummer	Smith
Sat., Aug. 27*	37-24	W	Indianapolis Colts	INVESCO Field at Mile High	74,152	77°	Plummer	Manning, P.
Fri., Sept. 2*	30-21	W	Arizona Cardinals	Sun Devil Stadium	40,888	99°	Van Pelt	Warner
	113-80				255,850			

REGULAR SEASON (13-3 overall / 1st AFC West (5-1 Div.) / 8-0 home / 5-3 away)

Day/Date	Score	W/L	Opponent	Location	Attend.	Temp.	Den. QB	Opp. QB
Sun., Sept. 11	10-33	L	Miami Dolphins	Dolphins Stadium	72,324	89°	Plummer	Frerotte
Sun., Sept. 18	20-17	W	San Diego Chargers	INVESCO Field at Mile High	75,310	77°	Plummer	Walter
Mon., Sept. 26*	30-10	W	Kansas City Chiefs	INVESCO Field at Mile High	76,381	72°	Plummer	Green
Sun., Oct. 2	20-7	W	Jacksonville Jaguars	Alltel Stadium	66,045	82°	Plummer	Leftwich
Sun., Oct. 9	21-19	W	Washington Redskins	INVESCO Field at Mile High	75,880	50°	Plummer	Brady
Sun., Oct. 16	28-20	W	New England Patriots	INVESCO Field at Mile High	75,511	75°	Plummer	Brady
Sun., Oct. 23	23-24	L	New York Giants	Giants Stadium	78,516	54°	Plummer	Manning, E.
Sun., Oct. 30	49-51	L	Philadelphia Eagles	INVESCO Field at Mile High	76,430	52°	Plummer	McNabb
Sun., Nov. 13	31-17	W	Oakland Raiders	McAfee Coliseum	62,779	61°	Plummer	Collins
Sun., Nov. 20	27-0	W	New York Jets	INVESCO Field at Mile High	76,255	61°	Plummer	Bollinger
Thu., Nov. 24	24-21	W	Dallas Cowboys (OT)	Texas Stadium	63,273	68°	Plummer	Bledsoe
Sun., Dec. 4	27-31	L	Kansas City Chiefs	Arrowhead Stadium	78,261	28°	Plummer	Green
Sun., Dec. 11	12-10	W	Baltimore Ravens	INVESCO Field at Mile High	75,651	41°	Plummer	Boller
Sat., Dec. 17*	28-17	W	Buffalo Bills	Ralph Wilson Stadium	71,887	28°	Plummer	Holcomb
Sat., Dec. 24	22-3	W	Oakland Raiders	INVESCO Field at Mile High	76,212	52°	Plummer	Collins
Sat., Dec. 31	23-7	W	San Diego Chargers	Qualcomm Stadium	65,513	61°	Plummer	Brees
(Bye Nov. 6)	395-258				1,167,388			

2005 AFC DIVISIONAL PLAYOFF GAME

Sat., Jan. 14	27-13	W	New England Patriots	INVESCO Field at Mile High	76,238	54°	Plummer	Brady
---------------	-------	---	----------------------	----------------------------	--------	-----	---------	-------

2005 AFC CHAMPIONSHIP GAME

Sun., Jan. 22	17-34	L	Pittsburgh Steelers	INVESCO Field at Mile High	76,775	34°	Plummer	Roethlisberger
---------------	-------	---	---------------------	----------------------------	--------	-----	---------	----------------

2006

HEAD COACH: Mike Shanahan

PRESEASON (3-1)

Day/Date	Score	W/L	Opponent	Location	Attend.	Temp.	Den. QB	Opp. QB
Fri., Aug. 11*	13-21	L	Detroit Lions	Ford Field	56,910	Ind.	Plummer	Kirby
Sat., Aug. 19*	35-10	W	Tennessee Titans	INVESCO Field at Mile High	73,180	63°	Plummer	Walker
Sun., Aug. 27*	17-14	W	Houston Texans	INVESCO Field at Mile High	73,689	70°	Plummer	Carr
Thu., Aug. 31*	29-23	W	Arizona Cardinals	Cardinals Stadium	62,937	Ind.	Cutler	Warner
	94-67				266,721			

REGULAR SEASON (9-7 overall / 3rd AFC West (3-3 Div.) / 4-4 home / 5-3 away)

Day/Date	Score	W/L	Opponent	Location	Attend.	Temp.	Den. QB	Opp. QB
Sun., Sept. 10	10-18	L	St. Louis Rams	Edward Jones Dome	65,577	Ind.	Plummer	Bulger
Sun., Sept. 17	9-6	W	Kansas City Chiefs (OT)	INVESCO Field at Mile High	76,786	61°	Plummer	Huard, D.
Sun., Sept. 24*	17-7	W	New England Patriots	Gillette Stadium	68,556	68°	Plummer	Brady
Mon., Oct. 9*	13-3	W	Baltimore Ravens	INVESCO Field at Mile High	76,355	39°	Plummer	McNair
Sun., Oct. 15*	13-3	W	Oakland Raiders	INVESCO Field at Mile High	76,691	64°	Plummer	Walter
Sun., Oct. 22	17-7	W	Cleveland Browns	Cleveland Browns Stadium	73,024	48°	Plummer	Frye
Sun., Oct. 29	31-34	L	Indianapolis Colts	INVESCO Field at Mile High	76,767	70°	Plummer	Manning, P.
Sun., Nov. 5	31-20	W	Pittsburgh Steelers	Heinz Field	64,661	53°	Plummer	Roethlisberger
Sun., Nov. 12	17-13	W	Oakland Raiders	McAfee Coliseum	62,094	56°	Plummer	Walter
Sun., Nov. 19*	27-35	L	San Diego Chargers	INVESCO Field at Mile High	76,723	34°	Plummer	Rivers
Thu., Nov. 23*	10-19	L	Kansas City Chiefs	Arrowhead Stadium	79,484	65°	Plummer	Green
Sun., Dec. 3*	20-23	L	Seattle Seahawks	INVESCO Field at Mile High	76,146	16°	Cutler	Hasselbeck, M.
Sun., Dec. 10	20-48	L	San Diego Chargers	Qualcomm Stadium	67,514	57°	Cutler	Rivers
Sun., Dec. 17	37-20	W	Arizona Cardinals	Cardinals Stadium	63,845	60°	Cutler	Leinart
Sun., Dec. 24	24-23	W	Cincinnati Bengals	INVESCO Field at Mile High	75,759	32°	Cutler	Palmer
Sun., Dec. 31	23-26	L	San Francisco 49ers (OT)	INVESCO Field at Mile High	75,555	32°	Cutler	Smith
(Bye Oct. 1)	319-305				1,155,737			

Staff/Coaches 2004 Season History/Results 2005 Season Staff/Coaches 2006 Season History/Results

2007

HEAD COACH: Mike Shanahan

PRESEASON (2-2)

Day/Date	Score	W/L	Opponent	Location	Attend.	Temp.	Den. QB	Opp. QB
Mon., Aug. 13*	17-13	W	San Francisco 49ers	Monster Park	66,764	66°	Cutler	Smith
Sat., Aug. 18*	20-31	L	Dallas Cowboys	Texas Stadium	61,034	91°	Cutler	Romo
Sat., Aug. 25*	16-17	L	Cleveland Browns	INVESCO Field at Mile High	75,361	84°	Cutler	Frye
Thu., Aug. 30*	21-3	W	Arizona Cardinals	INVESCO Field at Mile High	73,282	82°	Cutler	Hackney
	74-64				276,441			Leinart

REGULAR SEASON (7-9 overall / 2nd AFC West (3-3 Div.) / 5-3 home / 2-6 away)

Day/Date	Score	W/L	Opponent	Location	Attend.	Temp.	Den. QB	Opp. QB
Sun., Sept. 9	15-14	W	Buffalo Bills	Ralph Wilson Stadium	71,132	70°	Cutler	Losman
Sun., Sept. 16	23-20	W	Oakland Raiders (OT)	INVESCO Field at Mile High	76,784	87°	Cutler	McCown
Sun., Sept. 23	14-23	L	Jacksonville Jaguars	INVESCO Field at Mile High	76,463	75°	Cutler	Garrard
Sun., Sept. 30	20-38	L	Indianapolis Colts	RCA Dome	57,274	Ind.	Cutler	Manning, P.
Sun., Oct. 7	3-41	L	San Diego Chargers	INVESCO Field at Mile High	76,879	54°	Cutler	Rivers
Sun., Oct. 21*	31-28	W	Pittsburgh Steelers	INVESCO Field at Mile High	77,038	57°	Cutler	Roethlisberger
Mon., Oct. 29*	13-19	L	Green Bay Packers (OT)	INVESCO Field at Mile High	77,160	67°	Cutler	Favre
Sun., Nov. 4	7-44	L	Detroit Lions	Ford Field	60,783	Ind.	Cutler	Kitna
Sun., Nov. 11	27-11	W	Kansas City Chiefs	Arrowhead Stadium	77,368	69°	Cutler	Huard
Mon., Nov. 19*	34-20	W	Tennessee Titans	INVESCO Field at Mile High	76,590	63°	Cutler	Young
Sun., Nov. 25	34-37	L	Chicago Bears (OT)	Soldier Field	82,148	39°	Cutler	Grossman
Sun., Dec. 2	20-34	L	Oakland Raiders	McAfee Coliseum	61,990	60°	Cutler	McCown
Sun., Dec. 9	41-7	W	Kansas City Chiefs	INVESCO Field at Mile High	75,895	21°	Cutler	
Thu., Dec. 13*	13-31	L	Houston Texans	Reliant Stadium	70,747	59°	Cutler	Rosenfels
Mon., Dec. 24*	3-23	L	San Diego Chargers	Qualcomm Stadium	65,477	62°	Cutler	Bretz
Sun., Dec. 30	22-19	W	Minnesota Vikings (OT)	INVESCO Field at Mile High	76,084	36°	Cutler	Jackson
(Bye Oct. 14)	320-409				1,139,812			

2008

HEAD COACH: Mike Shanahan

PRESEASON (2-2)

Day/Date	Score	W/L	Opponent	Location	Attend.	Temp.	Den. QB	Opp. QB
Sat., Aug. 9*	16-19	L	Houston Texans	Reliant Stadium	70,020	Ind.	Cutler	Schaub
Sat., Aug. 16*	23-13	W	Dallas Cowboys	INVESCO Field at Mile High	74,484	57°	Cutler	Romo
Fri., Aug. 22*	24-27	L	Green Bay Packers	INVESCO Field at Mile High	74,213	73°	Cutler	Rodgers
Fri., Aug. 29*	28-14	W	Arizona Cardinals	University of Phoenix Stadium	63,215	Ind.	Hackney	Warner
	91-73				281,932			

REGULAR SEASON (8-8 overall / 2nd AFC West (3-3 Div.) / 4-4 home / 4-4 away)

Day/Date	Score	W/L	Opponent	Location	Attend.	Temp.	Den. QB	Opp. QB
Mon., Sept. 8*	41-14	W	Oakland Raiders	McAfee Coliseum	62,762	60°	Cutler	Russell
Sun., Sept. 14	39-38	W	San Diego Chargers	INVESCO Field at Mile High	75,915	59°	Cutler	Rivers
Sun., Sept. 21	34-32	W	New Orleans Saints	INVESCO Field at Mile High	75,713	75°	Cutler	Brees
Sun., Sept. 28	19-33	L	Kansas City Chiefs	Arrowhead Stadium	74,623	74°	Cutler	Huard
Sun., Oct. 5	16-13	W	Tampa Bay Buccaneers	INVESCO Field at Mile High	75,480	70°	Cutler	Griese
Sun., Oct. 12	17-24	L	Jacksonville Jaguars	INVESCO Field at Mile High	75,674	43°	Cutler	Garrard
Sun., Oct. 20*	7-41	L	New England Patriots	Gillette Stadium	68,556	40°	Cutler	Cassel
Sun., Nov. 2	17-26	L	Miami Dolphins	INVESCO Field at Mile High	75,499	77°	Cutler	Pennington
Thu., Nov. 6*	34-30	W	Cleveland Browns	Cleveland Browns Stadium	73,141	56°	Cutler	Quinn
Sun., Nov. 16	24-20	W	Atlanta Falcons	Georgia Dome	54,644	Ind.	Cutler	Ryan
Sun., Nov. 23	10-31	L	Oakland Raiders	INVESCO Field at Mile High	76,067	47°	Cutler	Russell
Sun., Nov. 30	34-17	W	New York Jets	The Meadowlands	78,809	36°	Cutler	Favre
Sun., Dec. 7	24-17	W	Kansas City Chiefs	INVESCO Field at Mile High	75,187	64°	Cutler	Thigpen
Sun., Dec. 14	10-30	L	Carolina Panthers	Bank of America Stadium	73,690	46°	Cutler	Delhomme
Sun., Dec. 21	23-30	L	Buffalo Bills	INVESCO Field at Mile High	74,539	17°	Cutler	Edwards
Sun., Dec. 28*	21-52	L	San Diego Chargers	Qualcomm Stadium	69,131	58°	Cutler	Rivers
(Bye Oct. 26)	370-448				1,159,630			

2009

HEAD COACH: Josh McDaniels

PRESEASON (1-3)

Day/Date	Score	W/L	Opponent	Location	Attend.	Temp.	Den. QB	Opp. QB
Fri., Aug. 14*	16-17	L	San Francisco 49ers	Candlestick Park	61,533	63°	Orton	Hill
Sat., Aug. 22*	13-27	L	Seattle Seahawks	Qwest Field	67,052	69°	Orton	Cutler
Sun., Aug. 30*	17-27	L	Chicago Bears	INVESCO Field at Mile High	73,519	68°	Orton	Hassel
Thu., Sept. 3*	19-0	W	Arizona Cardinals	INVESCO Field at Mile High	72,088	79°	Brandstater	Warner
	65-71				274,192			

REGULAR SEASON (8-8 overall / 2nd AFC West (3-3 Div.) / 4-4 home / 4-4 away)

Day/Date	Score	W/L	Opponent	Location	Attend.	Temp.	Den. QB	Opp. QB
Sun., Sept. 13	12-7	W	Cincinnati Bengals	Paul Brown Stadium	62,831	72°	Orton	Palmer
Sun., Sept. 20	27-6	W	Cleveland Browns	INVESCO Field at Mile High	73,931	82°	Orton	Quinn
Sun., Sept. 27	23-3	W	Oakland Raiders	Oakland-Alameda County Coliseum	45,602	81°	Orton	Russell
Sun., Oct. 4	17-10	W	Dallas Cowboys	INVESCO Field at Mile High	76,440	55°	Orton	Romo
Sun., Oct. 11	20-17	W	New England Patriots (OT)	INVESCO Field at Mile High	76,011	30°	Orton	Brady
Mon., Oct. 19*	34-23	W	San Diego Chargers	Qualcomm Stadium	68,615	68°	Orton	Rivers
Sun., Nov. 1	7-30	L	Baltimore Ravens	M&T Bank Stadium	71,132	56°	Orton	Flacco
Mon., Nov. 9*	10-28	L	Pittsburgh Steelers	INVESCO Field at Mile High	76,716	55°	Orton	Roethlisberger
Sun., Nov. 15	17-27	L	Washington Redskins	FedEx Field	85,247	70°	Orton	Campbell
Sun., Nov. 22	3-32	L	San Diego Chargers	INVESCO Field at Mile High	74,707	51°	Simms	Rivers
Thu., Nov. 26*	26-6	W	New York Giants	INVESCO Field at Mile High	74,896	57°	Orton	Manning, E.
Sun., Dec. 6	44-13	W	Kansas City Chiefs	Arrowhead Stadium	68,612	37°	Orton	Cassel
Sun., Dec. 13	16-28	L	Indianapolis Colts	Lucas Oil Stadium	67,248	Ind.	Orton	Manning, P.
Sun., Dec. 20	19-20	L	Oakland Raiders	INVESCO Field at Mile High	74,502	57°	Orton	Frye
Sun., Dec. 27	27-30	L	Philadelphia Eagles	Lincoln Financial Field	69,144	45°	Orton	McNabb
Sun., Jan. 3	24-44	L	Kansas City Chiefs	INVESCO Field at Mile High	73,725	36°	Orton	Cassel
(Bye Oct. 26)	326-324				1,139,659			

2010

HEAD COACH: Josh McDaniels (12 games) & Eric Studesville (4 games)

PRESEASON (1-3)

Day/Date	Score	W/L	Opponent	Location	Attend.	Temp.	Den. QB	Opp. QB
Sun., Aug. 15*	24-33	L	Cincinnati Bengals	Paul Brown Stadium	51,278	78°	Orton	Palmer
Sat., Aug. 21*	20-25	L	Detroit Lions	INVESCO Field at Mile High	73,093	92°	Orton	Stafford
Sun., Aug. 29*	34-17	W	Pittsburgh Steelers	INVESCO Field at Mile High	73,054	90°	Orton	Roethlisberger
Thu., Sept. 2*	24-31	L	Minnesota Vikings	Mall of America Field (Metrodome)	63,328	Ind.	Orton	Jackson
	102-106				260,753			

REGULAR SEASON (4-12 overall / 4th AFC West (1-5 Div.) / 3-5 home / 1-7 away)

Day/Date	Score	W/L	Opponent	Location	Attend.	Temp.	Den. QB	Opp. QB
Sun., Sept. 12	17-24	L	Jacksonville Jaguars	EverBank Field	63,636	90°	Orton	Garrard
Sun., Sept. 19	31-14	W	Seattle Seahawks	INVESCO Field at Mile High	75,130	91°	Orton	Hasselbeck
Sun., Sept. 26	13-27	L	Indianapolis Colts	INVESCO Field at Mile High	76,401	85°	Orton	Manning, P.
Sun., Oct. 3	26-27	W	Baltimore Ravens	LP Field	69,143	54°	Orton	Young
Sun., Oct. 10	17-31	L	Baltimore Ravens	M&T Bank Stadium	71,246	67°	Orton	Flacco
Sun., Oct. 17	20-24	L	New York Jets	INVESCO Field at Mile High	75,982	73°	Orton	Sanchez
Sun., Oct. 24	14-59	L	Oakland Raiders	INVESCO Field at Mile High	75,835	63°	Orton	Campbell
Sun., Oct. 31*	16-24	L	San Francisco 49ers	Wembley Stadium (London)	83,941	54°	Orton	Smith
Sun., Nov. 14	49-29	W	Kansas City Chiefs	INVESCO Field at Mile High	75,334	43°	Orton	Cassel
Mon., Nov. 22*	14-35	L	San Diego Chargers	Qualcomm Stadium	68,482	55°	Orton	Rivers
Sun., Nov. 28	33-36	L	St. Louis Rams	INVESCO Field at Mile High	72,736	45°	Orton	Bradford
Sun., Dec. 5	6-10	L	Kansas City Chiefs	Arrowhead Stadium	67,267	26°	Orton	Cassel
<i>— Josh McDaniels out, Eric Studesville in as head coach —</i>								
Sun., Dec. 12	13-43	L	Arizona Cardinals	University of Phoenix Stadium	62,223	Ind.	Orton	Skelton
Sun., Dec. 19	23-39	L	Oakland Raiders	Oakland Coliseum	44,246	55°	Tebow	Campbell
Sun., Dec. 26	24-23	W	Houston Texans	INVESCO Field at Mile High	73,691	90°	Tebow	Schaub
Sun., Jan. 2	28-33	L	San Diego Chargers	INVESCO Field at Mile High	74,155	42°	Tebow	Rivers
(Bye Nov. 7)	344-471				1,129,448			

2011

HEAD COACH: John Fox

PRESEASON (2-2)

Day/Date	Score	W/L	Opponent	Location	Attend.	Temp.	Den. QB	Opp. QB
Thu., Aug. 11*	74-02	W	Dallas Cowboys	Cowboys Stadium	74,045	Ind.	Orton	Romo
Sat., Aug. 20*	24-10	W	Buffalo Bills	Sports Authority Field at Mile High	71,236	87°	Orton	Fitzpatrick
Sat., Aug. 27*	23-20	W	Seattle Seahawks	Sports Authority Field at Mile High	72,347	87°	Orton	Jackson
Thu., Sept. 1*	7-26	L	Arizona Cardinals	University of Phoenix Stadium	59,910	Ind.	Quinn	Kolb
	77-80				277,538			

REGULAR SEASON (8-8 overall / 1st AFC West (3-3 Div.) / 3-5 home / 5-3 away)

Day/Date	Score	W/L	Opponent	Location	Attend.	Temp.	Den. QB	Opp. QB
Mon., Sept. 12*	20-23	L	Oakland Raiders	Sports Authority Field at Mile High	75,671	75°	Orton	Campbell
Sun., Sept. 18	24-22	W	Cincinnati Bengals	Sports Authority Field at Mile High	73,281	69°	Orton	Dalton
Sun., Sept. 25	14-17	L	Tennessee Titans	LP Field	69,143	73°	Orton	Hasselbeck
Sun., Oct. 2	23-49	L	Green Bay Packers	Lambeau Field	70,529	67°	Orton	Rodgers
Sun., Oct. 9	24-29	L	San Diego Chargers	Sports Authority Field at Mile High	74,895	52°	Orton	Rivers
Sun., Oct. 23	18-15	W	Miami Dolphins (OT)	Sun Life Stadium	63,800	77°	Tebow	Moore
Sun., Sept. 30	10-45	L	Detroit Lions	Sports Authority Field at Mile High	74,977	56°	Tebow	Stafford
Sun., Nov. 6	38-24	W	Oakland Raiders	O.co Coliseum	69,126	62°	Tebow	Palmer
Sun., Nov. 13	17-10	W	Kansas City Chiefs	Arrowhead Stadium	72,908	67°	Tebow	Cassel
Thu., Nov. 17*	17-13	W	New York Jets	Sports Authority Field at Mile High	74,746	54°	Tebow	Sanchez
Sun., Nov. 27	16-13	W	San Diego Chargers (OT)	Qualcomm Stadium	64,436	84°	Tebow	Rivers
Sun., Dec. 4	35-32	W	Minnesota Vikings	Mall of America Field (Metrodome)	62,939	Ind.	Tebow	Ponder
Sun., Dec. 11	13-10	W	Chicago Bears (OT)	Sports Authority Field at Mile High	76,487	50°	Tebow	Hanie
Sun., Dec. 18	23-41	L	New England Patriots	Sports Authority Field at Mile High	76,556	63°	Tebow	Brady
Sat., Dec. 24	14-40	L	Buffalo Bills	Ralph Wilson Stadium	45,112	30°	Tebow	Fitzpatrick
Sun., Jan. 1	3-7	L	Kansas City Chiefs	Sports Authority Field at Mile High	76,005	35°	Tebow	Orton
(Bye Oct. 16)	309-390				1,109,610			

2011 AFC WILD CARD PLAYOFF GAME

Sun., Jan. 8	29-23	W	Pittsburgh Steelers (OT)	Sports Authority Field at Mile High	75,970	40°	Tebow	Roethlisberger
--------------	-------	---	--------------------------	-------------------------------------	--------	-----	-------	----------------

2011 AFC DIVISIONAL PLAYOFF GAME

Sat., Jan. 14	10-45	L	New England Patriots	Gillette Stadium	68,756	24°	Tebow	Brady
---------------	-------	---	----------------------	------------------	--------	-----	-------	-------

2012

HEAD COACH: John Fox

PRESEASON (2-2)

Day/Date	Score	W/L	Opponent	Location	Attend.	Temp.	Den. QB	Opp. QB
Thu., Aug. 9*	31-3	W	Chicago Bears	Soldier Field	60,442	68°	Manning	Campbell
Sat., Aug. 18*	10-30	L	Seattle Seahawks	Sports Authority Field at Mile High	74,012	79°	Manning	Flynn
Sat., Aug. 26	24-29	L	San Francisco 49ers	Sports Authority Field at Mile High	75,122	79°	Manning	Smith
Thu., Aug. 30*	16-13	W	Arizona Cardinals	University of Phoenix Stadium	59,773	Ind.	Hanie	Lindley
	81-75				269,349			

REGULAR SEASON (13-3 overall / 1st AFC West (6-0 Div.) / 7-1 home / 6-2 away)

Day/Date	Score	W/L	Opponent	Location	Attend.	Temp.	Den. QB	Opp. QB
Sun., Sept. 9*	31-19	W	Pittsburgh Steelers	Sports Authority Field at Mile High	76,823	85°	Manning	Roethlisberger
Mon., Sept. 17*	21-27	L	Atlanta Falcons	Georgia Dome	70,427	Ind.	Manning	Ryan
Sun., Sept. 23	25-31	L	Houston Texans	Sports Authority Field at Mile High	76,566	84°	Manning	Schaub
Sun., Sept. 30	37-6	W	Oakland Raiders	Sports Authority Field at Mile High	76,787	72°	Manning	Palmer
Sun., Oct. 7	21-31	L	New England Patriots	Gillette Stadium	68,756	54°	Manning	Brady
Mon., Oct. 15*	35-24	W	San Diego Chargers	Qualcomm Stadium	68,604	78°	Manning	Rivers
Sun., Oct. 28*	34-14	W	New Orleans Saints	Sports Authority Field at Mile High	76,832	59°	Manning	Brees
Sun., Nov. 4	31-23	W	Cincinnati Bengals	Paul Brown Stadium	63,623	48°	Manning	Dalton
Sun., Nov. 11	36-14	W	Carolina Panthers	Bank of America Stadium	73,939	71°	Manning	Newton
Sun., Nov. 18	30-23	W	San Diego Chargers	Sports Authority Field at Mile High	76,769	60°	Manning	Rivers
Sun., Nov. 25	17-9	W	Kansas City Chiefs	Arrowhead Stadium	74,244	52°	Manning	Quinn
Sun., Dec. 2	31-23	W	Tampa Bay Buccaneers	Sports Authority Field at Mile High	76,432	64°	Manning	Freeman
Thu., Dec. 6*	26-13	W	Oakland Raiders	O.co Coliseum	53,807	57°	Manning	Palmer
Sun., Dec. 16	34-17	W	Baltimore Ravens	M&T Bank Stadium	71,317	53°	Manning	Flacco
Sun., Dec. 23	34-12	W	Cleveland Browns	Sports Authority Field at Mile High	76,351	51°	Manning	Weeden
Sun., Dec. 30	38-3	W	Kansas City Chiefs	Sports Authority Field at Mile High	76,502	35°	Manning	Quinn
(Bye Oct. 16)	481-289				1,157,779			

2012 AFC DIVISIONAL PLAYOFF GAME

Sat., Jan. 12	35-38	L	Baltimore Ravens (OT)	Sports Authority Field at Mile High	76,732	13°	Manning	Flacco
---------------	-------	---	-----------------------	-------------------------------------	--------	-----	---------	--------

2013

HEAD COACH: John Fox

PRESEASON (2-2)

Day/Date	Score	W/L	Opponent	Location	Attend.	Temp.	Den. QB	Opp. QB
Thu., Aug. 8	10-6	W	San Francisco 49ers	Candlestick Park	69,732	61°	Manning	Kaepernick
Sat., Aug. 17*	10-40	L	Seattle Seahawks	CenturyLink Field	67,635	76°	Manning	Wilson
Sat., Aug. 24*	27-26	W	St. Louis Rams	Sports Authority Field at Mile High	75,473	79°	Manning	Bradford
Thu., Aug. 29*	24-32	L	Arizona Cardinals	Sports Authority Field at Mile High	75,465	82°	Manning	Stanton
	71-104				288,305			

REGULAR SEASON (13-3 overall / 1st AFC West (5-1 Div.) / 7-1 home / 6-2 away)

Day/Date	Score	W/L	Opponent	Location	Attend.	Temp.	Den. QB	Opp. QB
Thu., Sept. 5*	49-27	W	Baltimore Ravens	Sports Authority Field at Mile High	76,977	83°	Manning	Flacco
Sun., Sept. 15	41-23	W	New York Giants	MetLife Stadium	81,285	70°	Manning	Manning
Mon., Sept. 23*	37-21	W	Oakland Raiders	Sports Authority Field at Mile High	76,978	64°	Manning	Pryor
Sun., Sept. 29	52-20	W	Philadelphia Eagles	Sports Authority Field at Mile High	77,002	76°	Manning	Vick
Sun., Oct. 6	51-48	W	Dallas Cowboys	AT&T Stadium	92,758	Ind.	Manning	Romo
Sun., Oct. 13	35-19	W	Jacksonville Jaguars	Sports Authority Field at Mile High	76,862	59°	Manning	Henne
Sun., Oct. 20*	33-39	L	Indianapolis Colts	Lucas Oil Stadium	67,196	57°	Manning	Luck
Sun., Oct. 27	45-21	W	Washington Redskins	Sports Authority Field at Mile High	77,031	69°	Manning	Griffin
Sun., Nov. 10	28-20	W	San Diego Chargers	Qualcomm Stadium	68,847	78°	Manning	Rivers
Sun., Nov. 17*	27-17	W	Kansas City Chiefs	Sports Authority Field at Mile High	77,076	43°	Manning	Smith
Sun., Nov. 24*	31-34	L	New England Patriots (OT)	Gillette Stadium	68,756	22°	Manning	Brady
Sun., Dec. 1	35-28	W	Kansas City Chiefs	Arrowhead Stadium	77,065	55°	Manning	Smith
Sun., Dec. 8	51-28	W	Tennessee Titans	Sports Authority Field at Mile High	76,554	18°	Manning	Fitzpatrick
Thu., Dec. 12*	20-27	L	San Diego Chargers	Sports Authority Field at Mile High	76,497	37°	Manning	Rivers
Sun., Dec. 22*	37-13	W	Houston Texans	Reliant Stadium	71,761	58°	Manning	Schaub
Sun., Dec. 29	34-14	W	Oakland Raiders	O.co Coliseum	51,500	70°	Manning	Pryor
(Bye Nov. 3)	606-399				1,194,145			

2013 AFC DIVISIONAL PLAYOFF GAME

Sat., Jan. 12	24-17	W	San Diego Chargers	Sports Authority Field at Mile High	76,969	41°	Manning	Rivers
---------------	-------	---	--------------------	-------------------------------------	--------	-----	---------	--------

2013 AFC CHAMPIONSHIP GAME

Sat., Jan. 19	26-16	W	New England Patriots	Sports Authority Field at Mile High	77,110	63°	Manning	Brady
---------------	-------	---	----------------------	-------------------------------------	--------	-----	---------	-------

SUPER BOWL XLVIII

Sun., Feb. 2	8-43	L	Seattle Seahawks	MetLife Stadium	82,529	49°	Manning	Wilson
--------------	------	---	------------------	-----------------	--------	-----	---------	--------

2014

HEAD COACH: John Fox

PRESEASON (3-1)

Day/Date	Score	W/L	Opponent	Location	Attend.	Temp.	Den. QB	Opp. QB
Thu., Aug. 7*	21-16	W	Seattle Seahawks	Sports Authority Field at Mile High	75,593	75°	Manning	Wilson
Sat., Aug. 17	34-0	W	San Francisco 49ers	Levi's Stadium	68,426	65°	Manning	Kaepernick
Sat., Aug. 23*	17-18	L	Houston Texans	Sports Authority Field at Mile High	75,093	75°	Manning	Fitzpatrick
Thu., Aug. 28*	27-3	W	Dallas Cowboys	AT&T Stadium	77,522	Ind.	Osweller	Weeden
	99-37				297,034			

REGULAR SEASON (12-4 overall / 1st AFC West (6-0 Div.) / 8-0 home / 4-4 away)

Day/Date	Score	W/L	Opponent	Location	Attend.	Temp.	Den. QB	Opp. QB
Sun., Sept. 7*	31-24	W	Indianapolis Colts	Sports Authority Field at Mile High	78,939	75°	Manning	Luck
Sun., Sept. 14	24-17	W	Kansas City Chiefs	Sports Authority Field at Mile High	78,900	85°	Manning	Smith
Sun., Sept. 21	20-26	L	Seattle Seahawks (OT)	CenturyLink Field	68,447	70°	Manning	Wilson
Sun., Oct. 5	41-20	W	Arizona Cardinals	Sports Authority Field at Mile High	76,895	71°	Manning	Stanton
Sun., Oct. 12	31-17	W	New York Jets	MetLife Stadium	78,160	61°	Manning	Smith
Sun., Oct. 19*	42-17	W	San Francisco 49ers	Sports Authority Field at Mile High	77,047	67°	Manning	Kaepernick
Thu., Oct. 23*	35-21	W	San Diego Chargers	Sports Authority Field at Mile High	76,907	68°	Manning	Rivers
Sun., Nov. 2	21-43	L	New England Patriots	Gillette Stadium	68,756	25°	Manning	Brady
Sun., Nov. 9	41-17	W	Oakland Raiders	O.co Coliseum	54,803	68°	Manning	Carr
Sun., Nov. 16	7-22	L	St. Louis Rams	Edward Jones Dome	59,401	Ind.	Manning	Hill
Sun., Nov. 23	39-36	W	Miami Dolphins	Sports Authority Field at Mile High	76,987	39°	Manning	Tannehill
Sun., Nov. 30*	29-16	W	Kansas City Chiefs	Arrowhead Stadium	76,894	27°	Manning	Smith
Sun., Dec. 7	24-17	W	Buffalo Bills	Sports Authority Field at Mile High	76,913	63°	Manning	Orton
Sun., Dec. 14	22-10	W	San Diego Chargers	Qualcomm Stadium	68,682	64°	Manning	Rivers
Mon., Dec. 22*	28-37	L	Cincinnati Bengals	Paul Brown Stadium	66,107	47°	Manning	Dalton
Sun., Dec. 28	47-14	W	Oakland Raiders	Sports Authority Field at Mile High	76,929	40°	Manning	Carr
(Bye Sept. 28)	482-354				1,156,767			

2014 AFC DIVISIONAL PLAYOFF GAME

Sun., Jan. 11	13-24	L	Indianapolis Colts	Sports Authority Field at Mile High	76,867	40°	Manning	Luck
---------------	-------	---	--------------------	-------------------------------------	--------	-----	---------	------

DID YOU KNOW?

Since the Broncos played in their first Super Bowl during the 1977 season, only New England has reached the title game more times (11) than Denver (8).

2015

HEAD COACH: Gary Kubiak

PRESEASON (3-1)

Day/Date	Score	W/L	Opponent	Location	Attend.	Temp.	Den. QB	Opp. QB
Fri., Aug. 14*	22-20	W	Seattle Seahawks	CenturyLink Field	68,677	63°	Osweller	Wilson
Sat., Aug. 22*	14-10	W	Houston Texans	NRG Stadium	71,533	89°	Manning	Mallett
Sat., Aug. 29*	19-12	W	San Francisco 49ers	Sports Authority Field at Mile High	76,149	84°	Manning	Kaepernick
Thu., Sept. 3*	20-22	L	Arizona Cardinals	Sports Authority Field at Mile High	75,032	65°	Osweller	Sims
	75-64				291,391			

REGULAR SEASON (12-4 overall / 1st AFC West (4-2 Div.) / 6-2 home / 6-2 away)

Day/Date	Score	W/L	Opponent	Location	Attend.	Temp.	Den. QB	Opp. QB
Sun., Sept. 13	19-13	W	Baltimore Ravens	Sports Authority Field at Mile High	76,798	88°	Manning	Flacco
Thu., Sept. 17*	31-24	W	Kansas City Chiefs	Arrowhead Stadium	76,404	87°	Manning	Staford
Sun., Sept. 27*	23-20	W	Detroit Lions	Ford Field	62,920	Ind.	Manning	Staford
Sun., Oct. 4	24-10	W	Minnesota Vikings	Sports Authority Field at Mile High	77,029	60°	Manning	Carr
Sun., Oct. 11	16-10	W	Oakland Raiders	O.co Coliseum	54,500	72°	Manning	Bridgewater
Sun., Oct. 18	26-23	W	Cleveland Browns (OT)	FirstEnergy Stadium	67,431	47°	Manning	McCown
Sun., Nov. 1*	29-10	W	Green Bay Packers	Sports Authority Field at Mile High	77,075	61°	Manning	Rodgers
Sun., Nov. 8	24-27	L	Indianapolis Colts	Lucas Oil Stadium	66,894	54°	Manning	Luck
Sun., Nov. 15	13-29	L	Kansas City Chiefs	Sports Authority Field at Mile High	76,973	64°	Manning	Smith
Sun., Nov. 22	17-15	W	Chicago Bears	Soldier Field	62,483	29°	Osweller	Cutler
Sun., Nov. 29	30-24	W	New England Patriots (OT)	Sports Authority Field at Mile High	76,970	23°	Osweller	Brady
Sun., Dec. 6	17-3	W	San Diego Chargers	Qualcomm Stadium	68,631	78°	Osweller	Rivers
Sun., Dec. 13	12-15	L	Oakland Raiders	Sports Authority Field at Mile High	76,824	45°	Osweller	Carr
Sun., Dec. 20	27-34	L	Pittsburgh Steelers	Heinz Field	67,234	41°	Osweller	Roethlisberger
Mon., Dec. 28*	20-17	W	Cincinnati Bengals (OT)	Sports Authority Field at Mile High	76,868	16°	Osweller	McCarron
Sun., Jan. 3	27-20	W	San Diego Chargers	Sports Authority Field at Mile High	76,844	50°	Osweller	Rivers
(Bye Oct. 25)	355-296				1,141,878			

2015 AFC DIVISIONAL PLAYOFF GAME

Sun., Jan. 17	23-16	W	Pittsburgh Steelers	Sports Authority Field at Mile High	76,956	43°	Manning	Roethlisberger
---------------	-------	---	---------------------	-------------------------------------	--------	-----	---------	----------------

2015 AFC CHAMPIONSHIP GAME

Sun., Jan. 24	20-18	W	New England Patriots	Sports Authority Field at Mile High	77,112	46°	Manning	Brady
---------------	-------	---	----------------------	-------------------------------------	--------	-----	---------	-------

SUPER BOWL 50

Sun., Feb. 7	24-10	W	Carolina Panthers	Levi's Stadium	71,088	76°	Manning	Newton
--------------	-------	---	-------------------	----------------	--------	-----	---------	--------

2016

HEAD COACH: Gary Kubiak

PRESEASON (2-2)

Day/Date	Score	W/L	Opponent	Location	Attend.	Temp.	Den. QB	Opp. QB
Thu., Aug. 11*	22-0	W	Chicago Bears	Soldier Field	61,862	88°	Sanchez	Cutler
Sat., Aug. 20*	24-31	L	San Francisco 49ers	Sports Authority Field at Mile High	75,422	73°	Siemian	Gabbert
Sat., Aug. 27*	17-9	W	Los Angeles Rams	Sports Authority Field at Mile High	75,532	78°	Siemian	Keenum
Thu., Sept. 1*	17-38	L	Arizona Cardinals	University of Phoenix Stadium	64,551	Ind.	Lynch	Barkley
	80-78				277,367			

REGULAR SEASON (9-7 overall / 3rd AFC West (2-4 Div.) / 5-3 home / 4-4 away)

Day/Date	Score	W/L	Opponent	Location	Attend.	Temp.	Den. QB	Opp. QB
Thu., Sept. 8*	21-20	W	Carolina Panthers	Sports Authority Field at Mile High	76,843	85°	Siemian	Newton
Sun., Sept. 18	34-20	W	Indianapolis Colts	Sports Authority Field at Mile High	76,379	89°	Siemian	Lynch
Sun., Sept. 25	29-17	W	Cincinnati Bengals	Paul Brown Stadium	63,850	81°	Siemian	Dalton
Sun., Oct. 2	27-7	W	Tampa Bay Buccaneers	Raymond James Stadium	60,376	88°	Siemian	Winston
Sun., Oct. 9	16-23	L	Atlanta Falcons	Sports Authority Field at Mile High	76,802	72°	Lynch	Ryan
Thu., Oct. 13*	13-21	L	San Diego Chargers	Qualcomm Stadium	58,904	70°	Siemian	Rivers
Mon., Oct. 24*	27-9	W	Houston Texans	Sports Authority Field at Mile High	76,865	71°	Siemian	Osweller
Sun., Oct. 30	27-19	W	San Diego Chargers	Sports Authority Field at Mile High	76,756	76°	Siemian	Rivers
Sun., Nov. 6*	20-30	L	Oakland Raiders	Oakland-Alameda County Coliseum	54,957	65°	Siemian	Carr
Sun., Nov. 13	25-23	W	New Orleans Saints	Mercedes-Benz Superdome	73,138	Ind.	Siemian	Brees
Sun., Nov. 27*	27-30	L	Kansas City Chiefs (OT)	Sports Authority Field at Mile High	76,819	44°	Siemian	Smith
Sun., Dec. 4	20-10	W	Jacksonville Jaguars	EverBank Field	63,075	70°	Lynch	Bortles
Sun., Dec. 11	10-13	L	Tennessee Titans	Nissan Stadium	68,780	50°	Siemian	Mariota
Sun., Dec. 18	3-16	L	New England Patriots	Sports Authority Field at Mile High	76,893	18°	Siemian	Brady
Sun., Dec. 25*	10-33	L	Kansas City Chiefs	Arrowhead Stadium	76,671	53°	Siemian	Smith
Sun., Jan. 1	24-6	W	Oakland Raiders	Sports Authority Field at Mile High	76,836	45°	Siemian	McClain
(Bye Nov. 20)	333-297				1,133,943			

2017

HEAD COACH: Vance Joseph

PRESEASON (4-0)

Day/Date	Score	W/L	Opponent	Location	Attend.	Temp.	Den. QB	Opp. QB
Thu., Aug. 10*	24-17	W	Chicago Bears	Soldier Field	60,924	81°	Siemian	Glennon
Sat., Aug. 19*	33-14	W	San Francisco 49ers	Levi's Stadium	62,283	76°	Siemian	Hoyer
Sat., Aug. 26*	20-17	W	Green Bay Packers	Sports Authority Field at Mile High	76,438	86°	Lynch	Rodgers
Thu., Aug. 31*	30-2	W	Arizona Cardinals	Sports Authority Field at Mile High	75,347	75°	Siemian	Gabbert
	107-50				277,367			

REGULAR SEASON (15-11 overall / 4th AFC West (2-4 Div.) / 4-4 home / 1-7 away)

Day/Date	Score	W/L	Opponent	Location	Attend.	Temp.	Den. QB	Opp. QB
Mon., Sept. 11*	24-21	W	Los Angeles Chargers	Sports Authority Field at Mile High	78,324	73°	Siemian	Rivers
Sun., Sept. 17	42-17	W	Dallas Cowboys	Sports Authority Field at Mile High	76,919	72°	Siemian	Prescott
Sun., Sept. 24	16-26	L	Buffalo Bills	New Era Field	68,865	83°	Siemian	Taylor
Sun., Oct. 1	16-10	W	Oakland Raiders	Sports Authority Field at Mile High	76,909	72°	Siemian	Carr
Sun., Oct. 15*	10-23	L	New York Giants	Sports Authority Field at Mile High	76,721	61°	Siemian	Manning
Sun., Oct. 22	0-21	L	Los Angeles Chargers	StubHub Center	25,388	90°	Siemian	Rivers
Mon., Oct. 30*	19-29	L	Kansas City Chiefs	Arrowhead Stadium	76,573	44°	Siemian	Smith
Sun., Nov. 5	12-51	L	Philadelphia Eagles	Lincoln Financial Field	69,596	61°	Osweller	Wentz
Sun., Nov. 12*	16-41	L	New England Patriots	Sports Authority Field at Mile High	76,820	48°	Osweller	Brady
Sun., Nov. 19	17-20	L	Cincinnati Bengals	Sports Authority Field at Mile High	75,707	60°	Osweller	Dalton
Sun., Nov. 26	14-21	L	Oakland Raiders	Oakland-Alameda County Coliseum	53,930	61°	Lynch	Carr
Sun., Dec. 3	9-35	L	Miami Dolphins	Hard Rock Stadium	65,092	80°	Siemian	McCown
Sun., Dec. 10	23-0	W	New York Jets	Sports Authority Field at Mile High	75,518	60°	Siemian	McCown
Thu., Dec. 14*	25-13	W	Indianapolis Colts	Lucas Oil Stadium	63,411	Ind.	Siemian	Brissett
Sun., Dec. 24	11-27	L	Washington Redskins	FedExField	72,889	43°	Osweller	Cousins
Sun., Dec. 31	24-27	L	Kansas City Chiefs	Sports Authority Field at Mile High	75,928	17°	Lynch	Mahomes
(Bye Oct. 8)	289-382				1,106,590			

2018

HEAD COACH: Vance Joseph

PRESEASON (2-2)

Day/Date	Score	W/L	Opponent	Location	Attend.	Temp.	Den. QB	Opp. QB
Sat., Aug. 11*	28-42	L	Minnesota Vikings	Broncos Stadium at Mile High	75,530	90°	Keenum	Cousins
Sat., Aug. 18*	23-24	L	Chicago Bears	Broncos Stadium at Mile High	75,809	76°	Keenum	Trubisky
Frid., Aug. 24*	29-17	W	Washington Redskins	FedEx Field	43,119	77°	Keenum	Smith
Thu., Aug. 30*	21-10	W	Arizona Cardinals	University of Phoenix Stadium	61,661	77°	Kelly	Glennon
	101-93				256,119			

REGULAR SEASON (6-10 overall / 3rd AFC West (2-4 Div.) / 3-5 home / 3-5 away)

Day/Date	Score	W/L	Opponent	Location	Attend.	Temp.	Den. QB	Opp. QB
Sun., Sept. 9	27-24	W	Seattle Seahawks	Broncos Stadium at Mile High	76,761	84°	Keenum	Wilson
Sun., Sept. 16	20-19	W	Oakland Raiders	Broncos Stadium at Mile High	76,696	92°	Keenum	Carr
Sun., Sept. 23	14-27	L	Baltimore Ravens	M&T Bank Stadium	70,165	61°	Keenum	Flacco
Mon., Oct. 1*	23-27	L	Kansas City Chiefs	Broncos Stadium at Mile High	76,656	65°	Keenum	Mahomes
Sun., Oct. 7	16-34	L	New York Jets	MetLife Stadium	77,982	77°	Keenum	Darnold
Sun., Oct. 14	20-23	L	Los Angeles Rams	Broncos Stadium at Mile High	76,109	25°	Keenum	Goff
Thur., Oct. 18*	45-10	W	Arizona Cardinals	State Farm Stadium	62,359	82°	Keenum	Rosen
Sun., Oct. 28	23-30	L	Kansas City Chiefs	Arrowhead Stadium	77,103	56°	Keenum	Mahomes
Sun., Nov. 4	17-19	L	Houston Texans	Broncos Stadium at Mile High	76,270	53°	Keenum	Watson
Sun., Nov. 18	23-22	W	Los Angeles Chargers	StubHub Center	25,462	69°	Keenum	Rivers
Sun., Nov. 25	24-17	W	Pittsburgh Steelers	Broncos Stadium at Mile High	76,536	41°	Keenum	Roethlisberger
Sun., Dec. 2	24-10	W	Cincinnati Bengals	Paul Brown Stadium	44,392	63°	Keenum	Driskel
Sun., Dec. 9	14-20	L	San Francisco 49ers	Levi's Stadium	69,449	63°	Keenum	Mullens
Sat., Dec. 15*	16-17	L	Cleveland Browns	Broncos Stadium at Mile High	76,596	46°	Keenum	Mayfield
Sun., Dec. 24*	14-27	L	Oakland Raiders	Oakland Coliseum	53,850	58°	Keenum	Carr
Sun., Dec. 30	9-23	L	Los Angeles Chargers	Broncos Stadium at Mile High	75,947	51°	Keenum	Rivers
(Bye Nov. 11)	329-349				1,092,333			

2019

HEAD COACH: Vic Fangio

PRESEASON (2-3)

Day/Date	Score	W/L	Opponent	Location	Attend.	Temp.	Den. QB	Opp. QB
Thu., Aug. 1*	14-10	W	Atlanta Falcons	Tom Benson Hall of Fame Stadium	20,802	79°	Hogan	Schaub
Thu., Aug. 8	14-22	L	Seattle Seahawks	CenturyLink Field	68,295	68°	Flacco	Smith
Mon., Aug. 19	15-24	L	San Francisco 49ers	Broncos Stadium at Mile High	72,679	95°	Flacco	Garoppolo
Sat., Aug. 24	6-10	L	Los Angeles Rams	Los Angeles Memorial Coliseum	66,899	83°	Flacco	Allen
Thu., Aug. 29*	20-7	W	Arizona Cardinals	Broncos Stadium at Mile High	72,328	81°	Hogan	Hundley
	69-73				301,003			

REGULAR SEASON (7-9 overall / 2nd AFC West (3-3 Div.) / 5-3 home / 2-6 away)

Day/Date	Score	W/L	Opponent	Location	Attend.	Temp.	Den. QB	Opp. QB
Mon., Sept. 9	16-24	L	Oakland Raiders	Oakland-Alameda County Coliseum	52,359	68°	Flacco	Carr
Sun., Sept. 15	14-16	L	Chicago Bears	Empower Field at Mile High	76,885	87°	Flacco	Trubisky
Sun., Sept. 22	16-27	L	Green Bay Packers	Lambeau Field	78,078	69°	Flacco	Rodgers
Sun., Sept. 29	24-26	L	Jacksonville Jaguars	Empower Field at Mile High	76,219	87°	Flacco	Minshew
Sun., Oct. 6*	20-13	W	Los Angeles Chargers	Dignity Health Sports Park	25,357	85°	Flacco	Rivers
Sun., Oct. 13*	16-10	W	Tennessee Titans	Empower Field at Mile High	75,815	69°	Flacco	Mariota
Thur., Oct. 17	6-30	L	Kansas City Chiefs	Empower Field at Mile High	76,748	75°	Flacco	Mahomes
Sun., Oct. 27	13-15	L	Indianapolis Colts	Lucas Oil Stadium	61,653	55°	Flacco	Brissett
Sun., Nov. 3*	24-19	W	Cleveland Browns	Empower Field at Mile High	76,643	55°	Allen	Mayfield
Sun., Nov. 17	23-27	L	Minnesota Vikings	U.S. Bank Stadium	66,883	Ind.	Allen	Cousins
Sun., Nov. 24	3-20	L	Buffalo Bills	New Era Field	67,338	40°	Allen	Allen
Sun., Dec. 1*	23-20	W	Los Angeles Chargers	Empower Field at Mile High	74,638	33°	Lock	Rivers
Sun., Dec. 8*	38-24	W	Houston Texans	NRG Stadium	71,769	Ind.	Lock	Watson
Sun., Dec. 15	3-23	L	Kansas City Chiefs	Arrowhead Stadium	73,257	24°	Lock	Mahomes
Mon., Dec. 22*	27-17	W	Detroit Lions	Empower Field at Mile High	74,115	67°	Lock	Blough
Sun., Dec. 29*	16-15	W	Oakland Raiders	Empower Field at Mile High	76,334	31°	Lock	Carr
(Bye Nov. 10)	282-316				1,104,191			

2020

HEAD COACH: Vic Fangio

PRESEASON

**The 2020 Preseason was canceled due to the COVID-19 pandemic.*

REGULAR SEASON (5-11 overall / 4th AFC West (1-5 Div.) / 2-6 home / 3-5 away)

Day/Date	Score	W/L	Opponent	Location	Attend.	Temp.	Den. QB	Opp. QB
Mon., Sept. 14	14-16	L	Tennessee Titans	Empower Field at Mile High	0	79°	Lock	Tannehill
Sun., Sept. 20	21-26	L	Pittsburgh Steelers	Heinz Field	0	64°	Lock	Roethlisberger
Sun., Sept. 27	10-28	L	Tampa Bay Buccaneers	Empower Field at Mile High	5,226	55°	Driskel	Brady
Thu., Oct. 1	37-28	W	New York Jets	MetLife Stadium	0	64°	Rypien	Darnold
Sun., Oct. 18	18-12	W	New England Patriots	Gillette Stadium	0	58°	Lock	Newton
Sun., Oct. 25	16-43	L	Kansas City Chiefs	Empower Field at Mile High	5,314	14°	Lock	Mahomes
Sun., Nov. 1	31-30	W	Los Angeles Chargers	Empower Field at Mile High	5,231	64°	Lock	Herbert
Sun., Nov. 8	27-34	L	Atlanta Falcons	Mercedes-Benz Stadium	7,665	Ind.	Lock	Ryan
Sun., Nov. 15	12-37	L	Las Vegas Raiders	Allegiant Stadium	0	Ind.	Lock	Carr
Sun., Nov. 22	20-13	W	Miami Dolphins	Empower Field at Mile High	5,351	45°	Lock	Tavogaiola
Sun., Nov. 29	3-31	L	New Orleans Saints	Empower Field at Mile High	0	38°	Hinton*	Hill
Sun., Dec. 6	16-22	L	Kansas City Chiefs	Arrowhead Stadium	12,578	41°	Lock	Mahomes
Sun., Dec. 13	32-27	W	Carolina Panthers	Bank of America Stadium	5,765	70°	Lock	Bridgewater
Sun., Dec. 27	19-48	L	Buffalo Bills	Empower Field at Mile High	0	47°	Lock	Allen
Sun., Dec. 29*	16-19	L	Los Angeles Chargers	SoFi Stadium	0	61°	Lock	Herbert
Sun., Jan. 3	31-32	L	Las Vegas Raiders	Empower Field at Mile High	0	53°	Lock	Carr
(Bye Oct. 11)	323-446				41,904			

*Kendall Hinton threw all of team's passes at quarterback but did not start; RB Phillip Lindsay received opening snap in wildcat formation

2021

HEAD COACH: Vic Fangio

PRESEASON (3-0)

Day/Date	Score	W/L	Opponent	Location	Attend.	Temp.	Den. QB	Opp. QB
Sat., Aug. 14	33-6	W	Minnesota Vikings	U.S. Bank Stadium	66,028	Ind.	Lock	Browning
Sat., Aug. 21	30-3	W	Seattle Seahawks	Lumen Field	68,027	67°	Bridgewater	McGough
Sat., Aug. 28	17-12 80-21	W	Los Angeles Rams	Empower Field at Mile High	71,974 206,029	84°	Bridgewater	Perkins

REGULAR SEASON (7-10 overall / 4th AFC West (1-5 Div.) / 4-5 home / 3-5 away)

Day/Date	Score	W/L	Opponent	Location	Attend.	Temp.	Den. QB	Opp. QB
Sun., Sept. 12	27-13	W	New York Giants	MetLife Stadium	74,119	82°	Bridgewater	Jones
Sun., Sept. 19	23-13	W	Jacksonville Jaguars	TIAA Bank Field	58,461	78°	Bridgewater	Lawrence
Sun., Sept. 26	26-0	W	New York Jets	Empower Field at Mile High	75,882	85°	Bridgewater	Wilson
Sun., Oct. 3	7-23	L	Baltimore Ravens	Empower Field at Mile High	76,490	76°	Bridgewater	Jackson
Sun., Oct. 10	19-27	L	Pittsburgh Steelers	Heinz Field	58,841	73°	Bridgewater	Roethlisberger
Sun., Oct. 17	24-34	L	Las Vegas Raiders	Empower Field at Mile High	76,854	69°	Bridgewater	Carr
Thu., Oct. 21*	14-17	L	Cleveland Browns	FirstEnergy Stadium	67,431	61°	Bridgewater	Keenum
Sun., Oct. 31	17-10	W	Washington Football Team	Empower Field at Mile High	75,973	40°	Bridgewater	Heinicke
Sun., Nov. 7	30-16	W	Dallas Cowboys	AT&T Stadium	93,503	Ind.	Bridgewater	Prescott
Sun., Nov. 14	13-30	L	Philadelphia Eagles	Empower Field at Mile High	76,766	65°	Bridgewater	Hurts
Sun., Nov. 28	28-13	W	Los Angeles Chargers	Empower Field at Mile High	75,807	66°	Bridgewater	Herbert
Sun., Dec. 5*	9-22	L	Kansas City Chiefs	Arrowhead Stadium	73,185	55°	Bridgewater	Mahomes
Sun., Dec. 12	38-10	W	Detroit Lions	Empower Field at Mile High	76,211	61°	Bridgewater	Goff
Sun., Dec. 19	10-15	L	Cincinnati Bengals	Empower Field at Mile High	76,134	61°	Bridgewater	Burrow
Sun., Dec. 26	13-17	L	Las Vegas Raiders	Allegiant Stadium	60,972	Ind.	Lock	Carr
Sun., Jan. 2	13-34	L	Los Angeles Chargers	SoFi Stadium	70,240	62°	Lock	Herbert
Sat., Jan. 8	24-28	L	Kansas City Chiefs	Empower Field at Mile High	76,012	44°	Lock	Mahomes
(Bye Nov. 21)	335-322				1,243,881			

2022

HEAD COACH: Nathaniel Hackett (15 games) & Jerry Rosburg (2 games)

PRESEASON (2-1)

Day/Date	Score	W/L	Opponent	Location	Attend.	Temp.	Den. QB	Opp. QB
Sat., Aug. 13	17-7	W	Dallas Cowboys	Empower Field at Mile High	76,476	84°	J. Johnson	Rush
Sat., Aug. 20	15-42	L	Buffalo Bills	Highmark Stadium	69,900	82°	J. Johnson	Allen
Sat., Aug. 27	23-13 55-62	W	Minnesota Vikings	Empower Field at Mile High	76,473 222,849	84°	Rypien	Mannion

REGULAR SEASON (5-12 overall / 4th AFC West (1-5 Div.) / 4-4 home / 1-8 away)

Day/Date	Score	W/L	Opponent	Location	Attend.	Temp.	Den. QB	Opp. QB
Mon., Sept. 12*	16-17	L	Seattle Seahawks	Lumen Field	68,965	74°	Wilson	Smith
Sun., Sept. 18	16-9	W	Houston Texans	Empower Field at Mile High	76,191	77°	Wilson	Mills
Sun., Sept. 25*	11-10	W	San Francisco 49ers	Empower Field at Mile High	77,021	73°	Wilson	Garoppolo
Sun., Oct. 2	23-32	L	Las Vegas Raiders	Allegiant Stadium	62,332	Ind.	Wilson	Carr
Thu., Oct. 6*	9-12	L	Indianapolis Colts (OT)	Empower Field at Mile High	76,637	69°	Wilson	Ryan
Mon., Oct. 17*	16-19	L	Los Angeles Chargers (OT)	SoFi Stadium	70,240	69°	Wilson	Herbert
Sun., Oct. 23	9-16	L	New York Jets	Empower Field at Mile High	76,624	64°	Rypien	Z. Wilson
Sun., Oct. 30	21-17	W	Jacksonville Jaguars	Wembley Stadium (London)	86,215	61°	Wilson	Lawrence
Sun., Nov. 13	10-17	L	Tennessee Titans	Nissan Stadium	69,240	35°	Wilson	Tannehill
Sun., Nov. 20	16-22	L	Las Vegas Raiders (OT)	Empower Field at Mile High	76,056	46°	Wilson	Carr
Sun., Nov. 27	10-23	L	Carolina Panthers	Bank of America Stadium	70,644	65°	Wilson	Darnold
Sun., Dec. 4	9-10	L	Baltimore Ravens	M&T Bank Stadium	70,443	43°	Wilson	Jackson
Sun., Dec. 11	28-34	L	Kansas City Chiefs	Empower Field at Mile High	76,072	62°	Wilson	Mahomes
Sun., Dec. 18	24-15	W	Arizona Cardinals	Empower Field at Mile High	75,179	39°	Rypien	McCoy
Sun., Dec. 25	14-51	L	Los Angeles Rams	SoFi Stadium	71,525	82°	Wilson	Mayfield
— Nathaniel Hackett out, Jerry Rosburg in as head coach —								
Sun., Jan. 1	24-27	L	Kansas City Chiefs	GEHA Field at Arrowhead Stadium	73,571	53°	Wilson	Mahomes
Sun., Jan. 8	31-28	W	Los Angeles Chargers	Empower Field at Mile High	74,035	51°	Wilson	Herbert
(Bye Nov. 6)	287-359				1,251,020			

2023

HEAD COACH: Sean Payton

PRESEASON (1-2)

Day/Date	Score	W/L	Opponent	Location	Attend.	Temp.	Den. QB	Opp. QB
Fri., Aug. 11	17-18	L	Arizona Cardinals	State Farm Stadium	61,717	Ind.	Wilson	McCoy
Sat., Aug. 19	20-21	L	San Francisco	Levi's Stadium	50,012	81°	Wilson	Purdy
Sat., Aug. 26	41-0 78-39	W	Los Angeles Rams	Empower Field at Mile High	76,048 187,777	76°	Stidham	Bennett

REGULAR SEASON (8-9 overall / 3rd AFC West (3-3 Div.) / 5-4 home / 3-5 away)

Day/Date	Score	W/L	Opponent	Location	Attend.	Temp.	Den. QB	Opp. QB
Sun., Sept. 10	16-17	L	Las Vegas Raiders	Empower Field at Mile High	76,299	64°	Wilson	Garoppolo
Sun., Sept. 17	33-35	L	Washington Commanders	Empower Field at Mile High	76,108	81°	Wilson	Howell
Sun., Sept. 24	20-70	L	Miami Dolphins	Hard Rock Stadium	65,522	86°	Wilson	Tagovailoa
Sun., Oct. 1	31-28	W	Chicago Bears	Soldier Field	62,220	80°	Wilson	Fields
Sun., Oct. 8	21-31	L	New York Jets	Empower Field at Mile High	76,387	73°	Wilson	Z. Wilson
Thu., Oct. 12*	8-19	L	Kansas City Chiefs	GEHA Field at Arrowhead Stadium	73,528	62°	Wilson	Mahomes
Sun., Oct. 22	19-17	W	Green Bay Packers	Empower Field at Mile High	76,880	72°	Wilson	Love
Sun., Oct. 29	24-9	W	Kansas City Chiefs	Empower Field at Mile High	76,286	26°	Wilson	Mahomes
Mon., Nov. 13*	24-22	W	Buffalo Bills	Highmark Stadium	70,318	49°	Wilson	Allen
Sun., Nov. 19*	21-20	W	Minnesota Vikings	Empower Field at Mile High	76,848	53°	Wilson	Dobbs
Sun., Nov. 26	29-12	W	Cleveland Browns	Empower Field at Mile High	76,261	40°	Wilson	Thompson-Robinson
Sun., Dec. 3	17-22	L	Houston Texans	NRG Stadium	71,670	Ind.	Wilson	Stroud
Sun., Dec. 10	24-7	W	Los Angeles Chargers	SoFi Stadium	70,240	75°	Wilson	Herbert
Sat., Dec. 16*	17-42	L	Detroit Lions	Ford Field	64,560	Ind.	Wilson	Goff
Sun., Dec. 24*	23-26	L	New England Patriots	Empower Field at Mile High	76,201	28°	Wilson	Zappe
Sun., Dec. 31	16-9	W	Los Angeles Chargers	Empower Field at Mile High	76,228	Ind.	Stidham	Stick
Sun., Jan. 7	14-27	L	Las Vegas Raiders	Allegiant Stadium	61,429	41°	Stidham	O'Connell
(Bye Nov. 5)	357-413				1,226,925			

DALLAS COWBOYS

Reg. Season: (9-4-0 / .692)

Home (5-2) / Away (4-2)

Postseason: (0-1 / .000)

Home (0-0) / Away (0-0) / S.B. (0-1)

- 1973 (12/2)—@Dallas 22, @Denver 10
- 1977 (12/18)—@Dallas 14, Denver 6
- 1977 (1/15)—Dallas 27, Denver 10#**
- 1980 (9/14)—@Denver 41, Dallas 20
- 1986 (10/5)—@Denver 29, Dallas 14
- 1992 (12/6)—Dallas 31, @Denver 27
- 1995 (9/10)—@Dallas 31, Denver 21
- 1998 (9/13)—@Denver 42, Dallas 23
- 2001 (11/22)—Denver 26, @Dallas 24
- 2005 (11/24)—Denver 24, @Dallas 21 (OT)
- 2009 (10/4)—@Denver 17, Dallas 10
- 2013 (10/6)—Denver 51, @Dallas 48
- 2017 (9/17)—@Denver 42, Dallas 17
- 2021 (11/7)—Denver 30, @Dallas 16

RS Pts.—DEN 366, DAL 291

PS Pts.—DEN 10, DAL 27

***Super Bowl XII**



INDIANAPOLIS COLTS

Reg. Season: (14-12-0 / .538)

Home (8-4) / Away (6-8)

Postseason: (0-3 / .000)

Home (0-1) / Away (0-2)

- 1974 (11/10)—Denver 17, @Baltimore 6
- 1977 (11/27)—@Denver 27, Baltimore 13
- 1978 (10/22)—@Baltimore 7, Denver 6
- 1981 (9/20)—@Denver 28, Baltimore 10
- 1983 (9/11)—Denver 17, @Baltimore 10
- 1983 (12/11)—@Denver 21, Baltimore 19
- 1985 (10/13)—Denver 15, @Indianapolis 10
- 1988 (10/31)—@Indianapolis 55, Denver 23
- 1989 (10/15)—@Denver 14, Indianapolis 3
- 1990 (10/21)—Denver 27, @Indianapolis 13
- 1993 (10/3)—@Denver 35, Indianapolis 13
- 2001 (1/6)—@Indianapolis 29, Denver 10
- 2002 (11/24)—Indianapolis 23, @Denver 20 (OT)
- 2003 (12/21)—Denver 31, @Indianapolis 17
- 2003 (1/4)—@Indianapolis 41, Denver 10***
- 2004 (1/2)—@Denver 33, Indianapolis 14
- 2004 (1/9)—@Indianapolis 49, Denver 24***
- 2006 (10/29)—Indianapolis 34, @Denver 31
- 2007 (9/30)—@Indianapolis 38, Denver 20
- 2009 (12/13)—@Indianapolis 28, Denver 16
- 2010 (9/26)—Indianapolis 27, @Denver 13
- 2013 (10/20)—@Indianapolis 39, Denver 33
- 2014 (9/7)—@Denver 31, Indianapolis 24
- 2014 (1/11)—Indianapolis 24, @Denver 13****
- 2015 (11/8)—@Indianapolis 27, Denver 24
- 2016 (9/18)—@Denver 34, Indianapolis 20
- 2017 (12/14)—Denver 25, @Indianapolis 13
- 2019 (10/27)—@Indianapolis 15, Denver 13
- 2022 (10/16)—Indianapolis 12, @Denver 9 (OT)

RS Pts.—DEN 573, IND 523

PS Pts.—DEN 47, IND 114

***AFC Wild Card Playoff Game**

****AFC Divisional Playoff Game**

Franchise in Baltimore before 1984



- 1968 (12/14)—Kansas City 30, @Denver 7
- 1969 (10/5)—Kansas City 26, @Denver 13
- 1969 (11/27)—@Kansas City 31, Denver 17
- 1970 (10/4)—@Denver 26, Kansas City 13
- 1970 (12/6)—@Kansas City 16, Denver 0
- 1971 (10/3)—Kansas City 16, @Denver 3
- 1971 (11/21)—@Kansas City 28, Denver 10
- 1972 (10/11)—Kansas City 45, @Denver 12
- 1972 (12/3)—@Kansas City 24, Denver 21
- 1973 (10/7)—@Kansas City 16, Denver 14
- 1973 (11/25)—@Denver 14, Kansas City 10
- 1974 (10/6)—Denver 17, @Kansas City 14
- 1974 (11/18)—Kansas City 42, @Denver 34
- 1975 (9/21)—@Denver 37, Kansas City 33
- 1975 (10/26)—@Kansas City 26, Denver 13
- 1976 (10/24)—Denver 35, @Kansas City 26
- 1976 (12/5)—@Denver 17, Kansas City 16
- 1977 (10/9)—@Denver 23, Kansas City 7
- 1977 (11/20)—Denver 14, @Kansas City 7
- 1978 (9/24)—Denver 23, @Kansas City 17 (OT)
- 1978 (12/10)—@Denver 24, Kansas City 3
- 1979 (10/14)—Denver 24, @Kansas City 10
- 1979 (10/28)—@Denver 20, Kansas City 3
- 1980 (11/19)—Kansas City 23, @Denver 17
- 1980 (12/7)—@Kansas City 31, Denver 14
- 1981 (10/18)—@Kansas City 28, Denver 14
- 1981 (12/6)—@Denver 16, Kansas City 13
- 1982 (12/19)—Kansas City 37, @Denver 16
- 1983 (10/30)—@Denver 27, Kansas City 24
- 1983 (12/18)—@Kansas City 48, Denver 17
- 1984 (9/23)—@Denver 21, Kansas City 0
- 1984 (10/22)—@Kansas City 16, Denver 13
- 1985 (10/27)—Denver 30, @Kansas City 10
- 1985 (12/14)—@Denver 14, Kansas City 13
- 1986 (11/16)—@Denver 38, Kansas City 17
- 1986 (12/7)—@Kansas City 37, Denver 10
- 1987 (10/18)—Denver 26, @Kansas City 17
- 1987 (12/19)—@Denver 20, Kansas City 17
- 1988 (9/18)—@Kansas City 20, Denver 13
- 1988 (11/6)—@Denver 17, Kansas City 11
- 1989 (9/10)—@Denver 34, Kansas City 20
- 1989 (11/12)—Denver 16, @Kansas City 13
- 1990 (9/17)—@Denver 24, Kansas City 23
- 1990 (12/9)—@Kansas City 31, Denver 20
- 1991 (10/20)—@Denver 19, Kansas City 16
- 1991 (11/17)—@Denver 24, @Kansas City 20
- 1992 (10/4)—@Denver 20, Kansas City 19
- 1992 (12/27)—@Kansas City 42, Denver 20
- 1993 (9/20)—@Kansas City 15, Denver 7
- 1993 (12/12)—@Denver 27, Kansas City 21
- 1994 (10/17)—Kansas City 31, @Denver 28
- 1994 (12/4)—Denver 20, @Kansas City 17 (OT)
- 1995 (10/22)—Kansas City 21, @Denver 7
- 1995 (12/17)—@Kansas City 20, Denver 17
- 1996 (9/22)—@Kansas City 17, Denver 14
- 1996 (12/27)—@Denver 34, Kansas City 7
- 1997 (8/31)—@Denver 19, Kansas City 3
- 1997 (11/16)—@Kansas City 24, Denver 22
- 1997 (1/4)—Denver 14, @Kansas City 10****
- 1998 (11/16)—Denver 30, @Kansas City 7
- 1998 (12/6)—@Denver 35, Kansas City 31
- 1999 (9/19)—@Kansas City 26, Denver 10
- 1999 (12/5)—Kansas City 16, @Denver 10
- 2000 (9/24)—Kansas City 23, @Denver 22
- 2000 (12/17)—@Kansas City 20, Denver 7
- 2001 (10/17)—@Denver 20, Kansas City 6
- 2001 (12/16)—@Kansas City 26, Denver 23 (OT)
- 2002 (10/20)—Denver 37, @Kansas City 34 (OT)
- 2002 (12/15)—@Denver 31, Kansas City 24
- 2003 (10/5)—@Kansas City 24, Denver 23
- 2003 (12/7)—@Denver 45, Kansas City 27
- 2004 (9/12)—@Denver 34, Kansas City 24
- 2004 (12/19)—@Kansas City 45, Denver 17
- 2005 (9/26)—@Denver 30, Kansas City 10
- 2005 (12/4)—@Kansas City 31, Denver 27
- 2006 (9/17)—@Denver 9, Kansas City 6 (OT)
- 2006 (11/23)—@Kansas City 19, Denver 10
- 2007 (11/11)—Denver 27, @Kansas City 11
- 2007 (12/9)—@Denver 41, Kansas City 7
- 2008 (9/28)—@Kansas City 33, Denver 19
- 2008 (12/7)—@Denver 24, Kansas City 17
- 2009 (12/6)—Denver 44, @Kansas City 13
- 2009 (11/3)—Kansas City 44, @Denver 24
- 2010 (11/14)—@Denver 49, Kansas City 29
- 2010 (12/5)—@Kansas City 10, Denver 6
- 2011 (11/13)—Denver 17, @Kansas City 10
- 2011 (11/1)—Kansas City 7, @Denver 3
- 2012 (11/25)—Denver 17, @Kansas City 9
- 2012 (12/30)—@Denver 38, Kansas City 3

DETROIT LIONS

Reg. Season: (9-6-0 / .600)

Home (5-2) / Away (4-4)

- 1971 (11/7)—Detroit 24, @Denver 20
- 1974 (11/28)—Denver 31, @Detroit 27
- 1978 (11/23)—@Detroit 17, Denver 14
- 1981 (10/11)—@Denver 27, Detroit 21
- 1984 (10/7)—Denver 28, @Detroit 7
- 1987 (11/1)—@Denver 34, Detroit 0
- 1990 (11/22)—@Detroit 40, Denver 27
- 1999 (12/25)—Denver 17, @Detroit 7
- 2003 (9/28)—@Denver 20, Detroit 16
- 2007 (11/4)—@Detroit 44, Denver 7
- 2011(10/30)—Detroit 45, @Denver 10
- 2015 (9/27)—Denver 24, @Detroit 12
- 2019 (12/22)—@Denver 27, Detroit 17
- 2021 (12/12)—@Denver 38, Detroit 10
- 2023 (12/16)—@Detroit 42, Denver 17

RS Pts.—DEN 341, DET 329



GREEN BAY PACKERS

Reg. Season: (7-7-1 / .500)

Home (7-1) / Away (0-6-1)

Postseason: (1-0 / 1.000)

Home (0-0) / Away (0-0) / S.B. (1-0)

- 1971 (9/26)—@Green Bay 34, Denver 13 (Milw.)
- 1975 (9/29)—@Denver 23, Green Bay 13
- 1978 (11/19)—@Denver 16, Green Bay 3
- 1984 (10/15)—@Denver 17, Green Bay 14
- 1987 (9/20)—@Green Bay 17, Denver 17 (Milw.) (T)
- 1990 (12/30)—@Denver 22, Green Bay 13
- 1993 (10/10)—@Green Bay 30, Denver 27
- 1996 (12/8)—@Green Bay 41, Denver 6
- 1997 (1/25)—Denver 31, Green Bay 24#**
- 1999 (10/17)—@Denver 31, Green Bay 10
- 2003 (12/28)—@Green Bay 31, Denver 3
- 2007 (10/29)—Green Bay 19, @Denver 13 (OT)
- 2011 (10/2)—@Green Bay 49, Denver 23
- 2015 (11/1)—@Denver 29, Green Bay 10
- 2019 (9/22)—Green Bay 27, @Denver 16
- 2023 (10/22)—@Denver 19, Green Bay 17

RS Pts.—DEN 275, GB 328

PS Pts.—DEN 31, GB 24

***Super Bowl XXXII**



HOUSTON TEXANS

Reg. Season: (6-4-0 / .600)

Home (4-2) / Away (2-2)

- 2004 (11/7)—@Denver 31, Houston 13
- 2007 (12/13)—@Houston 31, Denver 13
- 2010 (12/26)—@Denver 24, Houston 23
- 2012 (9/23)—Houston 31, @Denver 25
- 2013 (12/22)—Denver 37, @Houston 13
- 2016 (10/24)—@Denver 27, Houston 9
- 2018 (11/4)—Houston 19, @Denver 17
- 2019 (12/8)—Denver 38, @Houston 24
- 2022 (9/18)—@Denver 16, Houston 9
- 2023 (12/3)—@Houston 22, Denver 17

RS Pts.—DEN 245, HOU 194



KANSAS CITY CHIEFS

Reg. Season: (55-72-0 / .433)

Home (36-28) / Away (19-44)

Postseason: (1-0 / 1.000)

Home (0-0) / Away (1-0)

- 1960 (10/30)—Dallas 17, @Denver 14
- 1960 (11/13)—@Dallas 34, Denver 7
- 1961 (10/8)—Dallas 19, @Denver 12
- 1961 (12/10)—@Dallas 49, Denver 21
- 1962 (11/18)—Dallas 24, @Denver 3
- 1962 (12/9)—@Dallas 17, Denver 10
- 1963 (9/7)—Kansas City 59, @Denver 7
- 1963 (12/8)—@Kansas City 52, Denver 21
- 1964 (10/11)—@Denver 33, Kansas City 27
- 1964 (11/1)—@Kansas City 49, Denver 39
- 1965 (10/10)—Kansas City 31, @Denver 23
- 1965 (12/19)—@Kansas City 45, Denver 35
- 1966 (10/8)—@Kansas City 37, Denver 10
- 1966 (10/23)—Kansas City 56, @Denver 10
- 1967 (10/29)—@Kansas City 52, Denver 9
- 1967 (12/17)—Kansas City 38, @Denver 24
- 1968 (9/22)—@Kansas City 34, Denver 2



2013 (11/17)—@Denver 27, Kansas City 17
 2013 (12/1)—Denver 35, @Kansas City 28
 2014 (9/14)—@Denver 24, Kansas City 17
 2014 (11/30)—Denver 29, @Kansas City 16
 2015 (9/17)—Denver 31, @Kansas City 24
 2015 (11/15)—Kansas City 29, @Denver 13
 2016 (11/27)—Kansas City 30, @Denver 27 (OT)
 2016 (12/5)—@Kansas City 33, Denver 10
 2017 (10/30)—@Kansas City 29, Denver 19
 2017 (12/31)—@Kansas City 27, @Denver 24
 2018 (10/1)—Kansas City 27, @Denver 23
 2018 (10/28)—@Kansas City 30, Denver 23
 2019 (10/17)—Kansas City 30, @Denver 6
 2019 (12/15)—@Kansas City 23, Denver 3
 2020 (10/25)—Kansas City 43, @Denver 16
 2020 (12/6)—@Kansas City 22, Denver 16
 2021 (12/5)—@Kansas City 22, Denver 9
 2021 (1/8)—@Kansas City 28, @Denver 24
 2022 (12/11)—Kansas City 34, @Denver 28
 2022 (1/1)—@Kansas City 27, Denver 24
 2023 (10/12)—@Kansas City 19, Denver 8
 2023 (10/29)—@Denver 24, Kansas City 9

RS Pts.—DEN 2,577, KC 2,977

PS Pts.—DEN 14, KC 10

**** AFC Divisional Playoff Game**

Franchise in Dallas before 1963 and known as the Texans

LAS VEGAS RAIDERS

Reg. Season: (53-72-2, 425)

Home (28-33-2) / Away (25-39)



Postseason: (1-1 / 1-0)

Home (1-0) / Away (0-1)

1960 (10/2)—@Denver 31, Oakland 14
 1960 (12/17)—@Oakland 48, Denver 10
 1961 (10/1)—@Oakland 33, Denver 19
 1961 (10/15)—@Denver 27, Oakland 24
 1962 (10/5)—@Denver 44, Oakland 7
 1962 (10/14)—Denver 23, @Oakland 6
 1963 (11/28)—Oakland 26, @Denver 10
 1963 (12/15)—@Oakland 35, Denver 31
 1964 (10/25)—@Oakland 40, Denver 7
 1964 (11/29)—@Denver 20, Oakland 20 (T)
 1965 (11/21)—@Oakland 28, @Denver 20
 1965 (12/5)—@Oakland 24, Denver 13
 1966 (11/20)—Oakland 17, @Denver 3
 1966 (12/11)—@Oakland 28, Denver 10
 1967 (9/10)—@Oakland 51, Denver 0
 1967 (11/5)—Oakland 21, @Denver 17
 1968 (11/10)—Oakland 43, @Denver 7
 1968 (12/8)—@Oakland 33, Denver 27
 1969 (10/12)—Oakland 24, @Denver 14
 1969 (11/9)—@Oakland 41, Denver 10
 1970 (10/11)—@Oakland 35, Denver 23
 1970 (11/15)—Oakland 24, @Denver 19
 1971 (10/10)—Oakland 27, @Denver 16
 1971 (12/19)—@Oakland 21, Denver 13
 1972 (10/22)—Denver 30, @Oakland 23
 1972 (11/19)—Oakland 37, @Denver 20
 1973 (10/22)—@Denver 23, Oakland 23 (T)
 1973 (12/16)—@Oakland 21, Denver 17
 1974 (11/3)—Oakland 28, @Denver 17
 1974 (11/24)—Denver 20, @Oakland 17
 1975 (11/2)—Oakland 42, @Denver 17
 1975 (12/8)—@Oakland 17, Denver 10
 1976 (10/17)—Oakland 17, @Denver 10
 1976 (10/31)—@Oakland 19, Denver 6
 1977 (10/16)—Denver 30, @Oakland 7
 1977 (10/30)—Oakland 24, @Denver 14
 1977 (1/1)—@Denver 20, Oakland 17***
 1978 (9/3)—@Denver 14, Oakland 6
 1978 (12/3)—Denver 21, @Oakland 6
 1979 (9/30)—@Oakland 27, Denver 3
 1979 (11/25)—Oakland 14, @Denver 10
 1980 (12/1)—@Oakland 9, Denver 3
 1980 (12/14)—Oakland 24, @Denver 21
 1981 (9/6)—@Denver 9, Oakland 7
 1981 (10/4)—Denver 17, @Oakland 0
 1982 (12/26)—@L: Los Angeles 27, Denver 10
 1983 (9/25)—Los Angeles 22, @Denver 7
 1983 (11/13)—@L: Los Angeles 22, Denver 20
 1984 (9/30)—@Denver 16, Los Angeles 13
 1984 (10/28)—Denver 22, @Los Angeles 19 (OT)
 1985 (11/24)—@Los Angeles 31, Denver 28 (OT)
 1985 (12/8)—Los Angeles 17, @Denver 14 (OT)
 1986 (9/7)—@Denver 38, Los Angeles 36
 1986 (11/2)—Denver 21, @Los Angeles 10
 1987 (10/12)—@Denver 30, Los Angeles 14
 1987 (11/22)—Denver 23, @Los Angeles 17
 1988 (9/26)—Los Angeles 30, @Denver 27 (OT)

1988 (12/4)—@Los Angeles 21, Denver 20
 1989 (9/24)—@Denver 31, Los Angeles 21
 1989 (12/3)—@Los Angeles 16, Denver 13 (OT)
 1990 (9/9)—@Los Angeles 14, Denver 9
 1990 (12/2)—Los Angeles 23, @Denver 20
 1991 (9/8)—@Los Angeles 16, Denver 13
 1991 (11/10)—Los Angeles 17, @Denver 16
 1992 (9/6)—@Denver 17, Los Angeles 13
 1992 (11/22)—@Los Angeles 24, Denver 0
 1993 (10/18)—Los Angeles 23, @Denver 20
 1993 (12/2)—@Los Angeles 33, Denver 30 (OT)
1993 (1/9)—@Los Angeles 42, Denver 24*
 1994 (9/18)—Los Angeles 48, @Denver 16
 1994 (12/11)—@Los Angeles 23, Denver 13
 1995 (10/16)—@Denver 27, Oakland 0
 1995 (12/24)—Denver 31, @Oakland 28
 1996 (11/4)—Denver 22, @Oakland 21
 1996 (12/15)—@Denver 24, Oakland 19
 1997 (10/19)—@Oakland 28, Denver 25
 1997 (11/24)—@Denver 31, Oakland 3
 1998 (9/20)—Denver 34, @Oakland 17
 1998 (11/22)—@Denver 40, Oakland 14
 1999 (10/10)—Denver 16, @Oakland 13
 1999 (11/22)—@Denver 27, Oakland 21 (OT)
 2000 (9/17)—Denver 33, @Oakland 24
 2000 (11/13)—@Denver 27, Oakland 24
 2001 (11/5)—@Oakland 38, Denver 28
 2001 (12/30)—@Denver 23, Oakland 17
 2002 (11/11)—Oakland 34, @Denver 10
 2002 (12/22)—@Oakland 28, Denver 16
 2003 (9/22)—@Denver 31, Oakland 10
 2003 (11/30)—Denver 22, @Oakland 8
 2004 (10/17)—Denver 31, @Oakland 3
 2004 (11/28)—Oakland 25, @Denver 24
 2005 (11/13)—Denver 31, @Oakland 17
 2005 (12/24)—@Denver 22, Oakland 3
 2006 (10/15)—@Denver 13, Oakland 3
 2006 (11/12)—Denver 17, @Oakland 13
 2007 (9/16)—@Denver 23, Oakland 20 (OT)
 2007 (12/2)—@Oakland 34, Denver 20
 2008 (9/8)—Denver 41, @Oakland 14
 2008 (11/23)—Oakland 31, @Denver 10
 2009 (9/27)—Denver 23, @Oakland 3
 2009 (12/20)—Oakland 20, @Denver 19
 2010 (10/24)—Oakland 59, @Denver 10
 2010 (12/19)—@Oakland 39, Denver 23
 2011 (9/12)—@Denver 30, Oakland 6
 2011 (11/6)—Denver 38, @Oakland 24
 2012 (9/30)—@Denver 37, Oakland 6
 2012 (12/6)—Denver 26, @Oakland 13
 2013 (9/23)—@Denver 37, Oakland 21
 2013 (12/29)—Denver 34, @Oakland 14
 2014 (11/9)—Denver 41, @Oakland 17
 2014 (12/28)—@Denver 47, Oakland 14
 2015 (10/11)—Denver 16, @Oakland 10
 2015 (12/13)—Oakland 15, @Denver 12
 2016 (11/6)—@Oakland 30, Denver 20
 2016 (1/1)—@Denver 24, Oakland 6
 2017 (10/1)—@Denver 16, Oakland 10
 2017 (11/26)—@Oakland 21, Denver 14
 2018 (9/16)—@Denver 20, Oakland 19
 2018 (12/24)—@Oakland 27, Denver 24
 2019 (9/9)—@Oakland 24, Denver 16
 2019 (12/29)—@Denver 16, Oakland 15
 2020 (11/15)—@Las Vegas 37, Denver 12
 2020 (1/3)—Las Vegas 32, Denver 31
 2021 (10/17)—Las Vegas 34, @Denver 24
 2021 (12/26)—@Las Vegas 17, Denver 13
 2022 (10/2)—@Las Vegas 32, Denver 23
 2022 (11/20)—Las Vegas 22, @Denver 16 (OT)
 2023 (9/10)—Las Vegas 17, @Denver 16
 2023 (11/7)—@Las Vegas 27, Denver 14

RS Pts.—DEN 2,575, LV 2,746

PS Pts.—DEN 44, LV 59

**** AFC Wild Card Playoff Game**

***** AFC Championship Game**

Franchise in Los Angeles from 1982-94 and Oakland from 1960-82; 1995-2019

LOS ANGELES CHARGERS

Reg. Season: (72-55-1 / ,566)

Home (45-18-1) / Away (27-37)



Postseason: (1-0 / 1,000)

Home (1-0) / Away (0-0)

1960 (10/16)—Los Angeles 23, @Denver 19
 1960 (12/10)—@Los Angeles 41, Denver 33
 1961 (10/29)—@San Diego 37, Denver 0
 1961 (11/12)—San Diego 19, @Denver 16
 1962 (9/7)—@Denver 30, San Diego 21

1962 (11/4)—Denver 23, @San Diego 20
 1963 (10/6)—@Denver 50, San Diego 34
 1963 (12/22)—@San Diego 58, Denver 20
 1964 (10/18)—@San Diego 42, Denver 14
 1964 (11/8)—San Diego 31, @Denver 20
 1965 (9/11)—@San Diego 34, Denver 31
 1965 (11/7)—San Diego 35, @Denver 21
 1966 (10/30)—@San Diego 24, Denver 17
 1966 (11/27)—@Denver 20, San Diego 17
 1967 (10/22)—@San Diego 38, @Denver 21
 1967 (11/23)—@San Diego 24, Denver 20
 1968 (10/20)—@San Diego 55, Denver 24
 1968 (12/1)—San Diego 47, @Denver 23
 1969 (11/2)—@Denver 13, San Diego 0
 1969 (11/23)—@San Diego 45, Denver 24
 1970 (11/8)—@San Diego 24, Denver 21
 1970 (12/13)—@Denver 17, San Diego 17 (T)
 1971 (10/17)—@Denver 20, San Diego 16
 1971 (12/12)—@San Diego 45, Denver 17
 1972 (9/24)—@San Diego 37, Denver 14
 1972 (12/10)—@Denver 38, San Diego 13
 1973 (11/11)—@Denver 30, San Diego 19
 1973 (12/9)—Denver 42, @San Diego 28
 1974 (10/20)—@Denver 27, San Diego 7
 1974 (12/15)—@San Diego 17, Denver 0
 1975 (11/16)—Denver 27, @San Diego 17
 1975 (10/30)—@Denver 13, San Diego 10 (OT)
 1976 (10/3)—@Denver 26, San Diego 0
 1976 (11/14)—Denver 17, @San Diego 0
 1977 (11/13)—Denver 17, @San Diego 14
 1977 (12/11)—@Denver 17, San Diego 9
 1978 (9/17)—@Denver 27, San Diego 14
 1978 (10/8)—@San Diego 23, Denver 0
 1979 (10/7)—@Denver 7, San Diego 0
 1979 (12/17)—@San Diego 17, Denver 7
 1980 (9/1)—San Diego 30, @Denver 13
 1980 (11/29)—Denver 20, @San Diego 13
 1981 (9/27)—@Denver 42, San Diego 24
 1981 (11/29)—@San Diego 34, Denver 17
 1982 (9/12)—San Diego 23, @Denver 3
 1982 (11/28)—@San Diego 30, Denver 20
 1983 (10/23)—@Denver 14, San Diego 6
 1983 (11/27)—@San Diego 31, Denver 7
 1984 (11/1)—@Denver 16, San Diego 13
 1984 (12/9)—Denver 16, @San Diego 13
 1985 (11/3)—@San Diego 30, Denver 10
 1985 (11/17)—@Denver 30, San Diego 24 (OT)
 1986 (10/12)—Denver 31, @San Diego 14
 1986 (11/9)—San Diego 9, @Denver 3
 1987 (11/29)—Denver 31, @San Diego 17
 1987 (12/27)—@Denver 24, San Diego 0
 1988 (9/1)—@Denver 34, San Diego 3
 1988 (10/21)—Denver 12, @San Diego 0
 1989 (10/8)—@Denver 16, San Diego 10
 1989 (12/24)—@San Diego 19, Denver 16
 1990 (11/1)—@San Diego 19, Denver 7
 1990 (12/16)—@Denver 20, San Diego 10
 1991 (9/22)—@Denver 27, San Diego 19
 1991 (12/22)—Denver 17, @San Diego 14
 1992 (9/13)—@Denver 21, San Diego 13
 1992 (10/25)—@San Diego 24, Denver 21
 1993 (9/12)—@Denver 34, San Diego 17
 1993 (12/5)—@San Diego 13, Denver 10
 1994 (9/4)—San Diego 37, @Denver 34
 1994 (10/23)—Denver 20, @San Diego 15
 1995 (9/24)—@San Diego 17, Denver 6
 1995 (11/19)—@Denver 30, San Diego 27
 1996 (10/16)—@Denver 28, San Diego 17
 1996 (12/22)—@San Diego 16, Denver 10
 1997 (11/30)—Denver 38, @San Diego 28
 1997 (12/21)—@Denver 38, San Diego 3
 1998 (11/8)—@Denver 27, San Diego 10
 1998 (11/29)—Denver 31, @San Diego 16
 1999 (11/7)—Denver 33, @San Diego 17
 1999 (12/1)—San Diego 12, @Denver 6
 2000 (10/8)—Denver 21, @San Diego 7
 2000 (11/19)—@Denver 38, San Diego 37
 2001 (10/21)—@San Diego 27, Denver 10
 2001 (11/11)—@Denver 26, San Diego 16
 2002 (10/6)—@Denver 26, San Diego 9
 2002 (12/1)—@San Diego 30, Denver 27 (OT)
 2003 (9/14)—Denver 37, @San Diego 13
 2003 (11/16)—@Denver 37, San Diego 8
 2004 (9/26)—@Denver 23, San Diego 13
 2004 (12/5)—@San Diego 20, Denver 17
 2005 (9/18)—@Denver 20, San Diego 17
 2005 (12/31)—Denver 23, @San Diego 7
 2006 (11/19)—San Diego 35, @Denver 17

2006 (12/10)—@San Diego 48, Denver 20
 2007 (10/7)—San Diego 41, @Denver 3
 2007 (12/24)—@San Diego 23, Denver 3
 2008 (9/14)—@Denver 39, San Diego 38
 2008 (12/28)—@San Diego 52, Denver 21
 2009 (10/19)—Denver 34, @San Diego 23
 2009 (11/22)—San Diego 32, @Denver 3
 2010 (11/22)—@San Diego 35, Denver 14
 2010 (1/2)—San Diego 33, @Denver 28
 2011 (10/9)—San Diego 29, @Denver 24
 2011 (11/27)—Denver 16, @San Diego 13 (OT)
 2012 (10/15)—Denver 35, @San Diego 20
 2012 (11/18)—@Denver 30, San Diego 23
 2013 (11/10)—Denver 28, @San Diego 20
 2013 (12/12)—San Diego 27, @Denver 20

2013 (1/12)—@Denver 24, San Diego 17**
 2014 (10/23)—@Denver 35, San Diego 21
 2014 (12/14)—Denver 22, San Diego 10
 2015 (12/6)—Denver 17, @San Diego 3
 2015 (1/3)—@Denver 27, San Diego 20
 2016 (10/13)—@San Diego 21, Denver 13
 2016 (10/30)—@Denver 27, San Diego 19
 2017 (9/11)—@Denver 24, Los Angeles 21
 2017 (10/22)—@Los Angeles 21, Denver 0
 2018 (11/18)—Denver 23, @Los Angeles 22
 2018 (12/30)—Los Angeles 23, @Denver 9
 2019 (10/6)—Denver 20, @Los Angeles 13
 2019 (12/1)—@Denver 23, Los Angeles 20
 2020 (11/1)—@Denver 31, Los Angeles 30
 2020 (12/27)—@Los Angeles 19, Denver 16
 2021 (11/28)—@Denver 28, Los Angeles 13
 2021 (1/2)—@Los Angeles 34, Denver 13
 2022 (10/17)—@Los Angeles 19, Denver 16 (OT)
 2022 (1/8)—@Denver 31, Los Angeles 28
 2023 (12/10)—Denver 24, @Los Angeles 7
 2023 (12/31)—@Denver 16, Los Angeles 9

RS Pts.—DEN 2,721, LAC 2,732
PS Pts.—DEN 24, LAC 17

****AFC Divisional Playoff Game**

Franchise in San Diego from 1961-2016

LOS ANGELES RAMS
 Reg. Season: (5-10-0 / .333)
 Home (3-4) / Away (2-6)



1972 (11/12)—Denver 16, @Los Angeles 10
 1974 (9/15)—Los Angeles 17, @Denver 10
 1979 (9/6)—Los Angeles 13, @Denver 9
 1982 (12/12)—Denver 27, @Los Angeles 24
 1985 (9/8)—@Los Angeles 20, Denver 16
 1988 (11/27)—@Denver 35, Los Angeles 24
 1994 (11/6)—@Los Angeles 27, Denver 21
 1997 (9/14)—@Denver 35, St. Louis 14
 2000 (9/4)—@St. Louis 41, Denver 36
 2002 (9/8)—@Denver 23, St. Louis 16
 2006 (9/10)—@St. Louis 18, Denver 10
 2010 (11/28)—St. Louis 36, @Denver 33
 2014 (11/16)—@St. Louis 22, Denver 7
 2018 (10/14)—Los Angeles 23, @Denver 20
 2022 (12/25)—@Los Angeles 51, Denver 14

RS Pts.—DEN 312, LAR 356
 Franchise in St. Louis from 1995-2016

MIAMI DOLPHINS
 Reg. Season: (6-13-1 / .325)
 Home (5-4-1) / Away (1-9)



Postseason: (1-0 / 1.000)
Home (1-0) / Away (0-0)
 1966 (10/16)—@Miami 24, Denver 7
 1966 (12/4)—@Denver 17, Miami 7
 1967 (9/17)—@Miami 35, Denver 21
 1968 (10/27)—@Denver 21, Miami 14
 1969 (12/7)—@Miami 27, Denver 24
 1971 (9/19)—@Denver 10, Miami 10 (T)
 1975 (12/20)—@Miami 14, Denver 13
 1985 (9/29)—Miami 30, @Denver 26
 1998 (12/21)—@Miami 31, Denver 21
1998 (1/9)—@Denver 38, Miami 3**
 1999 (9/13)—Miami 38, @Denver 21
 2001 (12/2)—@Miami 21, Denver 10
 2002 (10/13)—Miami 24, @Denver 22
 2004 (12/12)—@Denver 20, Miami 17
 2005 (9/11)—@Miami 34, Denver 10
 2008 (1/12)—Miami 26, @Denver 17
 2011 (10/23)—Denver 18, @Miami 15 (OT)
 2014 (11/23)—@Denver 39, Miami 36
 2017 (12/3)—@Miami 35, Denver 9
 2020 (11/22)—Denver 20, Miami 13
 2023 (9/24)—@Miami 70, Denver 20

RS Pts.—DEN 366, MIA 521
PS Pts.—DEN 38, MIA 3
****AFC Divisional Playoff Game**

MINNESOTA VIKINGS
 Reg. Season: (8-8-0 / .500)
 Home (5-3) / Away (3-5)



1972 (10/15)—Minnesota 23, @Denver 20
 1978 (9/11)—@Minnesota 12, Denver 9 (OT)
 1981 (11/2)—@Denver 19, Minnesota 17
 1984 (11/18)—@Denver 42, Minnesota 21
 1987 (10/26)—@Minnesota 34, Denver 27
 1990 (11/4)—@Minnesota 27, Denver 22
 1991 (9/29)—Denver 13, @Minnesota 6
 1993 (11/14)—Minnesota 26, @Denver 23
 1996 (11/24)—Denver 21, @Minnesota 17
 1999 (10/31)—Minnesota 23, @Denver 20
 2003 (10/19)—@Minnesota 28, Denver 20
 2007 (12/30)—@Denver 22, Minnesota 19 (OT)
 2011 (12/4)—Denver 35, @Minnesota 32
 2015 (10/4)—@Denver 23, Minnesota 20
 2019 (11/17)—@Minnesota 27, Denver 23
 2023 (11/19)—@Denver 21, Minnesota 20

RS Pts.—DEN 360, MIN 352

NEW ENGLAND PATRIOTS
 Reg. Season: (27-23-0 / .540)
 Home (17-12) / Away (10-11)



Postseason: (4-1 / .800)
Home (4-0) / Away (0-1)
 1960 (9/9)—Denver 13, @Boston 10
 1960 (10/23)—@Denver 31, Boston 24
 1961 (9/16)—@Boston 45, Denver 17
 1961 (12/3)—Boston 28, @Denver 24
 1962 (9/21)—@Boston 41, Denver 16
 1962 (11/11)—Boston 33, @Denver 29
 1963 (9/29)—@Denver 14, Boston 10
 1963 (10/18)—@Boston 40, Denver 21
 1964 (10/4)—Boston 39, @Denver 10
 1964 (11/20)—@Boston 12, Denver 7
 1965 (9/24)—Denver 27, @Boston 10
 1965 (12/12)—Boston 28, @Denver 20
 1966 (9/18)—Boston 24, @Denver 16
 1966 (11/6)—Denver 17, @Boston 10
 1967 (9/3)—@Denver 26, Boston 21
 1968 (9/29)—Boston 20, @Denver 17
 1968 (11/3)—Denver 35, @Boston 14
 1969 (9/14)—@Denver 35, Boston 7
 1972 (12/17)—@Denver 45, New England 21
 1976 (11/28)—@New England 38, Denver 14
 1979 (11/11)—@Denver 45, New England 10
 1980 (9/29)—@New England 23, Denver 14
 1984 (11/4)—@Denver 26, New England 19
 1986 (9/28)—@Denver 27, New England 20

1986 (1/4)—@Denver 22, New England 17**
 1987 (12/6)—@Denver 31, New England 20
 1988 (12/17)—@Denver 21, New England 10
 1991 (10/27)—Denver 9, @New England 6
 1991 (12/1)—@Denver 20, New England 3
 1995 (10/8)—Denver 37, @New England 3
 1996 (11/17)—Denver 34, @New England 8
 1997 (10/6)—@Denver 34, New England 13
 1998 (9/7)—@Denver 27, New England 21
 1999 (10/24)—@New England 24, Denver 23
 2000 (10/1)—New England 28, @Denver 19
 2001 (10/28)—@Denver 31, New England 20
 2002 (10/27)—Denver 24, @New England 16
 2003 (11/3)—New England 30, @Denver 26
 2005 (10/16)—@Denver 28, New England 20
2005 (1/14)—@Denver 27, New England 13**
 2006 (9/24)—Denver 17, @New England 7
 2008 (10/20)—@New England 41, Denver 7
 2009 (10/11)—@Denver 20, New England 17 (OT)
 2011 (12/18)—New England 41, @Denver 23
2011 (1/14)—@New England 45, Denver 10**
 2012 (10/7)—@New England 31, Denver 21
 2013 (11/24)—@New England 34, Denver 31 (OT)
2013 (1/19)—@Denver 26, New England 16**
 2014 (11/2)—@New England 43, Denver 21
 2015 (11/29)—@Denver 30, New England 24 (OT)
2015 (1/24)—@Denver 20, New England 18**
 2016 (12/18)—New England 16, @Denver 3
 2017 (11/12)—New England 41, @Denver 16
 2020 (10/18)—Denver 18, @New England 12
 2023 (12/24)—New England 26, @Denver 23

RS Pts.—DEN 1,134, NE 1,102
PS Pts.—DEN 105, NE 109

****AFC Divisional Playoff Game**
****AFC Championship Game**
 Franchise in Boston before 1971

NEW ORLEANS SAINTS
 Reg. Season: (9-3-0 / .750)
 Home (5-2) / Away (4-1)



1970 (11/22)—Denver 31, @New Orleans 6
 1974 (10/13)—@Denver 33, New Orleans 17
 1979 (11/4)—@Denver 10, New Orleans 3
 1985 (9/15)—@Denver 34, New Orleans 23
 1988 (11/20)—@New Orleans 42, Denver 0
 1994 (12/24)—New Orleans 30, @Denver 28
 2000 (12/3)—Denver 38, @New Orleans 23
 2004 (11/21)—@Denver 34, @New Orleans 13
 2008 (9/21)—@Denver 34, New Orleans 32
 2012 (10/28)—@Denver 34, New Orleans 14
 2016 (11/13)—Denver 25, @New Orleans 23
 2020 (11/29)—New Orleans 31, @Denver 3

RS Pts.—DEN 304, NO 257

NEW YORK GIANTS
 Reg. Season: (7-6-0 / .538)
 Home (4-2) / Away (3-4)



Postseason: (0-1 / .000)
Home (0-0) / Away (0-0) / S.B. (0-1)
 1972 (11/5)—@New York 29, Denver 17
 1976 (11/21)—@Denver 14, New York 13
 1980 (10/26)—Denver 14, @New York 9
 1986 (11/23)—@New York 19, Denver 16
1986 (1/25)—New York 39, Denver 20#
 1989 (12/10)—New York 14, @Denver 7
 1992 (11/15)—@Denver 27, New York 13
 1998 (12/13)—@New York 20, Denver 16
 2001 (9/10)—@Denver 31, New York 20
 2005 (10/23)—@New York 24, Denver 23
 2009 (11/26)—@Denver 26, New York 6
 2013 (9/15)—Denver 41, @New York 23
 2017 (10/15)—New York 23, @Denver 10
 2021 (9/12)—Denver 27, @New York 13

RS Pts.—DEN 269, NYG 226
PS Pts.—DEN 20, NYG 39
#Super Bowl

NEW YORK JETS
 Reg. Season: (21-18-1 / .538)
 Home (12-10) / Away (9-8-1)



Postseason: (1-0 / 1.000)
Home (1-0) / Away (0-0)
 1960 (9/23)—@New York 28, Denver 24
 1960 (12/4)—New York 30, @Denver 27
 1961 (9/24)—@New York 35, Denver 28
 1961 (10/22)—@Denver 27, New York 10
 1962 (9/30)—Denver 32, @New York 10
 1962 (11/22)—New York 46, @Denver 45
 1963 (10/26)—Denver 35, @New York 35 (T)
 1963 (11/17)—New York 14, @Denver 9
 1964 (9/12)—@New York 30, Denver 6
 1964 (11/15)—@Denver 20, New York 16
 1965 (10/3)—@Denver 16, New York 13
 1965 (10/31)—@New York 45, Denver 10
 1966 (9/25)—New York 16, @Denver 7
 1967 (2/4)—New York 38, @Denver 24
 1967 (12/3)—Denver 33, @New York 24
 1968 (10/13)—@Denver 21, @New York 13
 1969 (9/21)—@Denver 21, New York 19
 1973 (10/28)—Denver 40, @New York 28
 1976 (9/19)—@Denver 46, New York 3
 1978 (11/5)—New York 31, @Denver 28
 1980 (11/16)—@Denver 31, New York 24
 1986 (10/20)—@New York 22, Denver 10
 1992 (11/8)—@Denver 27, New York 16
 1993 (9/5)—Denver 26, @New York 20
 1994 (9/11)—@Denver 26, @New York 25, Denver 2 (OT)
 1996 (9/1)—@Denver 31, New York 6
1998 (1/17)—@Denver 23, New York 10***
 1999 (10/3)—New York 21, @Denver 13
 2000 (11/5)—Denver 30, @New York 23
 2002 (12/8)—@New York 19, Denver 13
 2005 (11/20)—@Denver 27, New York 0
 2008 (11/30)—Denver 34, @New York 17
 2010 (10/17)—New York 24, @Denver 20
 2011 (11/17)—@Denver 17, New York 13
 2014 (10/12)—Denver 31, @New York 17
 2017 (12/10)—@Denver 23, New York 0
 2018 (10/17)—@New York 34, Denver 17
 2020 (10/1)—Denver 37, @New York 28
 2022 (9/26)—@Denver 26, New York 0
 2022 (10/23)—New York 16, @Denver 9
 2023 (10/8)—New York 31, @Denver 21

RS Pts.—DEN 963, NYJ 840
PS Pts.—DEN 23, NYJ 10
****AFC Championship Game**
 Franchise known as Titans before 1963

BRONCOS VS. THE NFL (REGULAR SEASON / POSTSEASON / PRESEASON)

Franchise	REGULAR SEASON				POSTSEASON			PRESEASON					
	W	L	T	Pct.	PF	PA	W	L	Pct.	W	L	T	Pct.
Arizona Cardinals	10	1	1	.875	358	174	0	0	.000	19	10	0	.655
Atlanta Falcons	8	7	0	.533	405	369	1	0	1.000	5	0	0	.714
Baltimore Ravens	6	8	0	.428	268	305	0	2	.000	0	0	0	.000
Buffalo Bills	17	22	1	.438	857	971	0	1	.000	4	5	0	.444
Carolina Panthers	5	2	0	.714	163	131	1	0	1.000	2	1	0	.667
Chicago Bears	9	8	0	.529	295	335	0	0	.000	7	4	0	.636
Cincinnati Bengals	22	11	0	.667	706	610	0	0	.000	3	2	0	.600
Cleveland Browns	2	7	0	.259	697	429	3	0	1.000	1	1	0	.500
Dallas Cowboys	9	4	0	.692	366	291	0	1	.000	9	7	0	.563
Detroit Lions	9	6	0	.600	341	329	0	0	.000	2	3	0	.400
Green Bay Packers	7	7	1	.500	275	328	1	0	1.000	7	3	0	.700
Houston Texans	6	4	0	.600	245	194	0	0	.000	5	2	0	.714
Indianapolis Colts	14	12	0	.538	573	523	0	3	.000	7	6	0	.538
Jacksonville Jaguars	7	6	0	.538	289	244	1	1	.500	0	2	0	.000
Kansas City Chiefs	55	72	0	.433	2,577	2,977	1	0	1.000	1	7	0	.125
Las Vegas Raiders	53	72	2	.425	2,575	2,746	1	1	.500	4	7	0	.364
Los Angeles Chargers	72	55	1	.566	2,721	2,732	1	0	1.000	2	5	0	.286
Los Angeles Rams	5	10	0	.333	312	356	0	0	.000	10	3	0	.769
Miami Dolphins	6	13	1	.325	366	521	1	0	1.000	5	6	0	.455
Minnesota Vikings	8	8	0	.500	360	352	0	0	.000	7	8	0	.467
New England Patriots	27	23	0	.540	1,134	1,102	4	1	.800	5	3	0	.625
New Orleans Saints	9	3	0	.750	304	257	0	0	.000	2	3	0	.400
New York Giants	7	6	0	.538	269	226	0	1	.000	0	2	0	.000
New York Jets	21	18	1	.538	963	840	1	0	1.000	1	2	0	.333
Philadelphia Eagles	5	9	0	.357	332	331	0	0	.000	0	1	0	.000
Pittsburgh Steelers	15	10	1	.596	580	558	5	3	.625	1	0	0	1.000
San Francisco 49ers	8	7	0	.533	347	329	0	1	.000	22	19	0	.537
Seattle Seahawks	35	20	0	.636	1,285	1,078	0	2	.000	11	4	0	.733
Tampa Bay Buccaneers	7	3	0	.700	219	157	0	0	.000	2	0	0	1.000
Tennessee Titans	16	24	1	.400	890	1,026	2	1	.667	5	5	0	.500
Washington Commanders	8	7	0	.533	304	343	0	1	.000	2	5	0	.286
TOTALS	508	465	10	.522	21,376	21,164	23	19	.548	151	128	0	.541

BRONCOS VS. AFC WEST (REGULAR SEASON / SINCE AFL/NFL MERGER)

Year	KC	LV	LA	SEA	TB*	Home	Away	Overall
1970	1-1	0-2	0-1-1	---	---	1-1-1	0-3	1-4-1
1971	0-2	0-2	1-1	---	---	1-2	0-3	1-5
1972	0-2	1-1	1-1	---	---	1-2	1-3	2-4
1973	1-1	0-1-1	2-0	---	---	2-0-1	1-2	3-2-1
1974	1-1	1-1	1-1	---	---	1-2	1-2	3-3
1975	1-1	0-2	2-0	---	---	2-1	1-2	3-3
1976	2-0	0-2	2-0	---	1-0	3-1	2-1	5-2
1977	2-0	1-1	2-0	1-0	---	2-1	4-0	6-1
1978	2-0	2-0	1-1	2-0	---	4-0	3-1	7-1
1979	2-0	0-2	1-1	1-1	---	3-1	1-3	4-4
1980	0-2	0-2	1-1	1-0	---	1-3	2-2	3-5
1981	1-1	2-0	1-1	1-1	---	4-0	1-3	5-3
1982	0-1	0-1	0-2	0-2	---	0-3	0-3	0-6
1983	1-1	0-2	1-1	1-1	---	3-1	0-4	3-5
1984	1-1	2-0	2-0	1-1	---	3-1	3-1	6-2
1985	2-0	0-2	1-1	2-0	---	3-1	2-2	5-3
1986	1-1	2-0	1-1	1-1	---	3-1	3-1	6-3
1987	2-0	2-0	2-0	1-1	---	4-0	3-1	7-1
1988	1-1	0-2	2-0	0-2	---	2-2	1-3	3-5
1989	2-0	1-1	1-1	2-0	---	4-0	2-2	6-2
1990	1-1	0-2	1-1	1-1	---	3-1	0-4	3-5
1991	2-0	0-2	2-0	1-1	---	3-1	2-2	5-3
1992	1-1	1-1	1-1	1-1	---	4-0	1-4	4-4
1993	1-1	0-2	1-1	2-0	---	3-1	0-4	4-4
1994	1-1	0-2	1-1	2-0	---	1-3	3-1	4-4
1995	0-2	2-0	1-1	0-2	---	2-2	1-3	3-5
1996	1-1	2-0	1-1	2-0	---	4-0	2-2	6-2
1997	1-1	1-1	2-0	2-0	---	4-0	2-2	6-2
1998	2-0	2-0	2-0	2-0	---	4-0	4-0	8-0
1999	0-2	2-0	1-1	1-1	---	2-2	2-2	4-4
2000	0-2	2-0	2-0	2-0	---	3-1	3-1	6-2
2001	1-1	1-1	1-1	1-1	---	4-0	0-4	4-4
2002	1-1	0-2	2-0	---	---	2-1	1-2	3-3
2003	1-1	2-0	2-0	---	---	3-0	2-1	5-1
2004	1-1	1-1	1-1	---	---	2-1	1-2	3-3
2005	1-1	2-0	2-0	---	---	3-0	2-1	5-1
2006	1-1	2-0	0-2	---	---	2-1	1-2	3-3
2007	2-0	1-1	0-2	---	---	2-1	1-2	3-3
2008	1-1	1-1	1-1	---	---	2-1	1-2	3-3
2009	1-1	1-1	1-1	---	---	0-3	3-0	3-3
2010	1-1	0-2	0-2	---	---	1-3	0-3	1-6
2011	1-1	1-1	1-1	---	---	3-0	3-0	6-0
2012	2-0	2-0	2-0	---	---	3-0	3-0	6-0
2013	2-0	2-0	1-1	---	---	2-1	3-0	5-1
2014	2-0	2-0	2-0	---	---	3-0	3-0	6-0
2015	1-1	1-1	2-0	---	---	1-2	3-0	4-2
2016	0-2	1-1	1-1	---	---	2-1	0-3	2-4
2017	0-2	1-1	1-1	---	---	2-1	0-3	2-4
2018	0-2	1-1	1-1	---	---	1-2	1-2	2-4
2019	0-2	1-1	2-0	---	---	2-1	1-2	3-3
2020	0-2	0-2	1-1	---	---	1-2	0-3	1-5
2021	0-2	0-2	1-1	---	---	1-2	0-3	1-5
2022	0-2	0-2	1-1	---	---	1-2	0-3	1-5
2023	1-1	0-2	2-0	---	---	2-1	1-2	3-3
TOTALS	54-53	49-57-1	67-40-1	32-17	1-0	122-62-2	81-105	203-167-2

*Tampa Bay was a member of the AFC Western Division during the franchise's first year of existence. In 1977, the Buccaneers moved to the NFC Central and the Seattle Seahawks moved from the NFC West to the AFC West. Seattle moved back to the NFC West in 2002.

BRONCOS RECORD IN PRIMETIME / OVERTIME GAMES

MONDAY NIGHT FOOTBALL

Overall record: 33-44-1 / Home: 24-13-1 / Road: 9-31

Denver 24, at Buffalo 22 (11/30/72) OT
 at L.A. Chargers 19, Denver 16 (10/17/72) OT
 at Seattle 17, Denver 16 (9/12/72)
 Tennessee 16, at Denver 14 (9/14/20)
 at Oakland 24, Denver 16 (9/9/19)
 at Oakland 27, Denver 14 (12/24/18)
 Kansas City 27, at Denver 15 (10/31/18)
 at Kansas City 29, Denver 15 (10/30/17)
 at Denver 24, L.A. Chargers 21 (9/11/17)
 at Denver 27, Houston 9 (10/24/16)
 at Denver 20, Cincinnati 17 (12/28/15) OT
 at Cincinnati 37, Denver 28 (12/22/14)
 at Denver 37, Oakland 21 (9/23/13)
 Denver 35, at San Diego 24 (10/15/12)
 at Atlanta 27, Denver 21 (9/17/12)
 Oakland 23, at Denver 20 (9/12/11)
 at San Diego 35, Denver 14 (11/22/10)
 Pittsburgh 28, at Denver 10 (11/9/09)
 Denver 34, at San Diego 23 (10/19/09)
 at New England 41, Denver 10 (20/08)
 Denver 41, at Oakland 14 (9/8/08)
 at San Diego 23, Denver 3 (12/4/07)
 at Denver 34, Tennessee 20 (11/19/07)
 Green Bay 19, at Denver 13 (10/29/07) OT
 at Denver 13, Baltimore 3 (10/30/06)
 at Denver 30, Kansas City 10 (9/26/05)
 at Cincinnati 23, Denver 10 (10/25/04)
 New England 30, at Denver 26 (11/3/03)
 at Denver 31, Oakland 10 (9/22/03)
 Oakland 34, at Denver 10 (11/7/02)
 at Baltimore 34, Denver 9 (10/30/02)
 at Oakland 38, Denver 28 (10/5/01)
 at Denver 31, N.Y. Giants 20 (9/10/01)
 at Denver 27, Oakland 24 (11/13/00)
 at St. Louis 41, Denver 36 (9/4/00)
 at Jacksonville 27, Denver 24 (12/13/99)
 at Denver 27, Oakland 21 (12/2/99)
 Miami 38, at Denver (9/13/99)
 at Miami 31, Denver 21 (12/21/98)
 Denver 30, at Kansas City 7 (11/16/98)
 at Denver 27, New England 21 (9/7/98)
 at San Francisco 34, Denver 17 (12/15/97)
 at Denver 31, Oakland 9 (1/24/97)
 at Denver 34, New England 13 (10/6/97)
 Denver 22, at Oakland 21 (11/4/96)
 at Denver 27, Oakland 0 (10/16/95)
 Kansas City 31, at Denver 28 (10/17/94)
 at Buffalo 21, Denver 20 (9/26/94)
 L.A. Raiders 23, at Denver 20 (10/18/93)
 at Kansas City 15, Denver (9/20/93)
 at Seattle 16, Denver 13 (11/30/92) OT
 at Washington 34, Denver 3 (10/12/92)
 Cleveland 30, at Denver 29 (10/8/90)
 at Denver 24, Kansas City 23 (9/17/90)
 Denver 14, at Washington 10 (11/20/89)
 Denver 28, at Buffalo 14 (9/18/89)
 at Indianapolis 55, Denver 23 (10/31/88)
 L.A. Raiders 30, at Denver 27 (9/26/88) OT
 at Denver 31, Chicago 29 (11/16/87)
 at Minnesota 34, Denver 27 (10/27/87)
 at Denver 30, L.A. Raiders 14 (11/2/87)
 at N.Y. Jets 22, Denver 10 (10/20/86)
 Denver 21, at Pittsburgh 10 (9/15/86)
 at Denver 17, San Francisco 16 (11/11/85)
 at Denver 17, Green Bay 14 (10/15/84)
 at Denver 19, Minnesota 17 (12/1/81)
 at Oakland 9, Denver 3 (12/1/80)
 at Denver 20, Washington 10 (10/13/80)
 at New England 23, Denver 14 (9/29/80)
 at San Diego 17, Denver 7 (12/1/79)
 at Pittsburgh 42, Denver 7, Oct. 22, 1979
 at Pittsburgh 16, Chicago 7 (10/16/78)
 at Minnesota 12, Denver 9 (11/1/78) OT
 at Oakland 17, Denver 10 (12/8/75)
 at Denver 23, Green Bay 13 (9/29/75)
 Kansas City 42, at Denver 34 (11/18/74)
 at Washington 30, Denver 3 (9/30/74)
 at Denver 23, Oakland 23 (10/22/73) (T)



at Denver 42, San Francisco 17 (10/19/14)
 at Denver 31, Indianapolis 24 (9/7/14)
 at New England 34, Denver 31 (11/24/13) OT
 at Denver 27, Kansas City 17 (11/17/13)
 at Indianapolis 39, Denver 33 (10/20/13)
 at Denver 31, Pittsburgh 19 (9/9/12)
 at Denver 34, New Orleans 14 (10/28/12)
 at San Diego 52, Denver 21 (12/23/08)
 at Denver 31, Pittsburgh 28 (10/21/07)
 Seattle 23, at Denver 20 (12/3/06)
 San Diego 35, at Denver 27 (11/19/06)
 at Denver 13, Oakland 3 (10/15/06)
 Denver 17, at New England 7 (9/24/06)
 Oakland 25, at Denver 14 (12/8/04)
 at Denver 34, Kansas City 24 (11/1/04)
 Denver 31, at Indianapolis 17 (12/21/03)
 Indianapolis 23, at Denver 20 (11/24/02) OT
 Miami 24, at Denver 22 (10/13/02)
 at Denver 20, Seattle 7 (12/9/01)
 Denver 38, at Arizona 17 (9/23/01)
 at Seattle 20, Denver 17 (11/14/99)
 Denver 31, at New England 17 (11/14/98)
 Denver 38, at San Diego 28 (11/30/97)
 at San Diego 16, Denver 10 (12/22/96)
 at Denver 27, Tampa Bay 23 (9/15/96)
 at Philadelphia 31, Denver 13 (11/12/95)
 Denver 37, at New England 3 (10/8/95)
 at Denver 22, Buffalo 7 (9/3/95)
 San Diego 37, at Denver 34 (9/4/94)
 at Green Bay 30, Denver 27 (10/10/93)
 at Denver 27, N.Y. Giants 13 (11/15/92)
 at Denver 17, L.A. Raiders 13 (9/6/92)
 at Denver 20, Pittsburgh 13 (11/3/91)
 Denver 13, at Minnesota 6 (9/29/91)
 at Seattle 17, Denver 12 (12/29/91)
 at Minnesota 27, Denver 22 (11/4/90)
 at Seattle 42, Denver 14 (12/11/88)
 at Seattle 28, Denver 21 (12/13/87)
 Denver 24, at Cleveland 14 (9/16/84)
 at Denver 21, Oakland 6 (12/3/78)

OVERTIME GAMES

Overall record: 30-22-2 / Home: 16-10-1 / Road: 14-12-1

Las Vegas 22, at Denver 16 (11/20/22)
 at L.A. Chargers 19, Denver 16 (10/17/22)
 Indianapolis 12, at Denver 9 (10/6/22)
 Kansas City 30, at Denver 27 (11/27/16)
 at Denver 20, Cincinnati 17 (12/28/15)
 Denver 30, New England 24 (11/29/15)
 Denver 29, at Cleveland 23 (10/18/15)
 at Seattle 26, Denver 20 (9/21/14)
 at New England 34, Denver 31 (11/24/13)
 Baltimore 38, at Denver 35 (11/21/13) **AFC Divisional Playoff**
 at Denver 29, Pittsburgh 23 (11/8/12) **AFC Wild Card**
 at Denver 13, Chicago 10 (12/11/11)
 Denver 16, at San Diego 13 (11/27/11)
 Denver 18, at Miami 15 (10/23/11)
 at Denver 20, New England 17 (10/11/09)
 at Denver 22, Minnesota 19 (12/30/07)
 at Chicago 37, Denver 34 (11/25/07)
 Green Bay 19, at Denver 13 (10/29/07)
 at Denver 23, Oakland 20 (9/16/07)
 San Francisco 25, at Denver 23 (12/31/06)
 at Denver 9, Kansas City 6 (9/17/06)
 Denver 24, at Dallas 11 (1/24/05)
 at Denver 23, Cleveland 20 (12/14/03)
 at San Diego 30, Denver 27 (12/1/02)
 Indianapolis 23, at Denver 20 (11/24/02)
 Denver 37, at Kansas City 34 (10/20/02)
 at Kansas City 26, Denver 23 (12/6/01)
 at Denver 36, Seattle 30 (12/19/99)
 Denver 21, at Oakland 21 (11/22/99)
 Denver 23, at Buffalo 20 (10/26/97)
 Denver 20, at Kansas City 17 (12/4/94)
 at N.Y. Jets 25, Denver 22 (9/11/93)
 at L.A. Raiders 33, Denver 30 (12/9/94)
 at Seattle 16, Denver 13 (11/30/92)
 Chicago 16, at Denver 13 (11/18/90)
 at Denver 34, Seattle 31 (9/23/90)
 at L.A. Raiders 16, Denver 13 (12/3/89)
 Denver 24, at Seattle 21 (10/22/89)
 Denver 16, at San Francisco 13 (9/28/88)
 L.A. Raiders 30, at Denver 27 (9/26/88)
 Denver 17, at Green Bay (Milw.) 17 (9/20/87) (T)
 Denver 23, at Cleveland 20 (1/11/87) **AFC Championship**
 L.A. Raiders 17, at Denver 14 (12/8/85)
 at L.A. Raiders 31, Denver 28 (11/24/85)
 at Denver 30, San Diego 24 (11/17/85)
 at Denver 13, Seattle 10 (10/20/85)
 Denver 22, at L.A. Raiders 19 (10/28/84)
 at Denver 23, Cleveland 20 (11/8/81)
 Denver 20, at Atlanta 17 (9/16/79)
 Denver 20, at Seattle 17 (10/29/78)
 Denver 23, at Kansas City 17 (9/24/78)
 at Minnesota 12, Denver 9 (9/11/78)
 at Denver 18, San Diego 10 (11/8/75)
 at Denver 35, Pittsburgh 35 (9/22/74) (T)

SUNDAY NIGHT GAMES

Overall record: 28-25-0 / Home: 18-12 / Road 10-13

New England 26, at Denver 23 (12/24/23)
 at Denver 21, Minnesota 20 (11/19/23)
 at Denver 11, San Francisco 10 (9/25/22)
 at Kansas City 22, Denver 9 (12/5/21)
 at Kansas City 22, Denver 16 (12/6/20)
 New England 41, at Denver 16 (11/12/17)
 N.Y. Giants 23, at Denver 10 (10/15/17)
 at Kansas City 33, Denver 10 (12/25/16)
 Kansas City 30, at Denver 27 (11/27/16) OT
 at Oakland 30, Denver 20 (11/6/16)
 at Denver 30, New England 24 (11/29/15) OT
 at Denver 29, Green Bay 10 (11/1/15)
 Denver 24, at Detroit 12 (10/17/15)
 Denver 29, at Kansas City 16 (11/30/14)



BRONCOS RECORD ON HOLIDAYS / AFTER BYE WEEKS

THANKSGIVING GAMES

Overall record: 4-7-0 / Home: 1-2 / Road: 3-5

at Denver 26, N.Y. Giants 6 (11/26/09)
 at Kansas City 19, Denver 10 (11/23/06)
 Denver 24, at Dallas 21 (11/24/05) **OT**
 Denver 26, at Dallas 24 (11/22/01)
 at Detroit 40, Denver 27 (11/22/90)
 at Detroit 17, Denver 14 (11/23/78)
 Denver 31, at Detroit 27 (11/28/74)
 at Kansas City 31, Denver 17 (11/27/69)
 at San Diego 24, Denver 20 (11/23/67)
 Oakland 26, at Denver 10 (11/28/63)
 N.Y. Titans 46, at Denver 45 (11/22/62)

Denver 18, at New England 12 (10/18/20)
 at Minnesota 27, Denver 23 (11/17/19)
 Denver 23, at L.A. Chargers 22 (11/18/18)
 N.Y. Giants 23, at Denver 10 (10/15/17)
 Kansas City 30, at Denver 27 (11/27/16) **OT**
 at Denver 29, Green Bay 10 (11/15/15)
 at Denver 41, Arizona 20 (10/5/14)
 Denver 28, at San Diego 20 (11/10/28/12)
 at Denver 34, New Orleans 14 (10/28/12)
 Denver 18, at Miami 15 (10/23/11) **OT**
 at Denver 49, Kansas City 29 (11/14/10)
 at Baltimore 30, Denver 7 (11/1/09)
 Miami 26, at Denver 17 (11/2/08)
 at Denver 31, Pittsburgh 28 (10/21/07)
 at Denver 13, Baltimore 3 (10/9/06)
 Denver 31, at Oakland 17 (11/13/05)
 Denver 34, at New Orleans 13 (11/21/04)
 at Denver 37, San Diego 8 (11/16/03)
 Oakland 34, at Denver 10 (11/11/02)
 at Denver 23, Oakland 17 (12/30/01)
 Denver 30, at N.Y. Jets 23 (11/5/00)
 Kansas City 16, at Denver 10 (12/5/99)
 at Denver 37, Jacksonville 24 (10/25/98)
 at Oakland 28, Denver 25 (10/19/97)
 at Denver 45, Baltimore 34 (10/20/96)
 at Denver 38, Arizona 6 (11/5/95)
 Denver 16, at Seattle 9 (10/9/94)
 at Denver 28, Seattle 17 (10/31/93)
 at Denver 35, Indianapolis 13 (10/3/93)
 at Denver 27, N.Y. Jets 16 (11/8/92)
 at Denver 19, Kansas City 16 (10/20/91)
 at Minnesota 27, Denver 22 (11/4/90)

Note: In 1993, the league adjusted the schedule to include two bye weeks per team, but the schedule changed back to one bye per club in 1994.

CHRISTMAS GAMES

Overall record: 2-2-0 / Home: 0-0 / Road: 2-2

at Los Angeles Rams 51, Denver 14 (2022)
 at Kansas City 33, Denver 10 (2016)
 Denver 37, at Tennessee 16 (2004)
 Denver 17, at Detroit 7 (1999)

AFTER THE BYE WEEK

Overall record: 25-10-0 / Home: 16-5 / Road: 9-5

Denver 24, at Buffalo 22 (11/13/23)
 at Tennessee 17, Denver 10 (11/13/22)
 at Denver 28, L.A. Chargers 13 (11/29/21)

BRONCOS MISCELLANEOUS WON-LOST STATISTICS

MOST SUCCESSFUL SEASONS (BY CATEGORY)

BEST WINNING PERCENTAGE

1998 — .875 (14-2)
 1977 — .857 (12-2)
 2013 — .813 (13-3)
 2012 — .813 (13-3)
 2005 — .813 (13-3)
 1996 — .813 (13-3)
 1984 — .813 (13-3)
 2015 — .750 (12-4)
 2014 — .750 (12-4)
 1997 — .750 (12-4)
 1991 — .750 (12-4)
 1987 — .700 (10-4-1)
 2000 — .688 (11-5)
 1989 — .688 (11-5)
 1986 — .688 (11-5)
 1985 — .688 (11-5)

MOST REGULAR SEASON WINS

1998 — 14 wins (2 losses)
 2013 — 13 wins (3 losses)
 2012 — 13 wins (3 losses)
 2005 — 13 wins (3 losses)
 1996 — 13 wins (3 losses)
 1984 — 13 wins (3 losses)
 2015 — 12 wins (4 losses)
 2014 — 12 wins (4 losses)
 1997 — 12 wins (4 losses)
 1991 — 12 wins (4 losses)
 1977 — 12 wins (2 losses)
 2000 — 11 wins (5 losses)
 1989 — 11 wins (5 losses)
 1986 — 11 wins (5 losses)
 1985 — 11 wins (5 losses)

MILESTONE GAMES IN BRONCOS HISTORY (REGULAR SEASON ONLY)

1ST GAME

September 9, 1960, at Boston Patriots (W) 13-10

50TH GAME

November 3, 1963, vs. Buffalo Bills (L) 28-30

100TH GAME

September 10, 1967, at Oakland Raiders (L) 51-0

200TH GAME

October 6, 1974, at Kansas City Chiefs (W) 17-14

300TH GAME

December 21, 1980, at Seattle Seahawks (W) 25-17

400TH GAME

November 29, 1987, at San Diego Chargers (W) 31-17

500TH GAME

January 2, 1994, at Los Angeles Raiders (L) 33-30 OT

600TH GAME

September 24, 2000, vs. Kansas City Chiefs (L) 23-22

700TH GAME

November 5, 2006, at Pittsburgh Steelers (W) 31-20

800TH GAME

December 2, 2012, vs. Tampa Bay Buccaneers (W) 31-23

900TH GAME

December 30, 2018, vs. Los Angeles Chargers (L) 23-9

BRONCOS ALL-TIME RECORD BY THE DAY

	REGULAR SEASON			POSTSEASON			
	Home	Road	Total	Home	Road	Neutral	Total
Thu.	5-6-0 (.455)	9-9-0 (.500)	14-15-0 (.483)	—	—	—	—
Fri.	2-0-0 (1.000)	3-4-0 (.429)	5-4-0 (.556)	—	—	—	—
Sat.	6-7-0 (.462)	8-16-1 (.340)	14-23-1 (.382)	7-2 (.778)	0-3 (.000)	—	7-5 (.583)
Sun.	268-155-6 (.632)	174-224-2 (.438)	442-379-8 (.538)	10-3 (.769)	3-6 (.333)	3-5 (.375)	16-14 (.533)
Mon.	24-13-1 (.645)	9-31-0 (.225)	33-44-1 (.430)	—	—	—	—
TOTAL	305-181-7 (.626)	203-284-3 (.417)	508-465-10 (.522)	17-5 (.773)	3-9 (.250)	3-5 (.375)	23-19 (.548)

BRONCOS ALL-TIME RECORD BY THE MONTH

	REGULAR SEASON			POSTSEASON			
	Home	Road	Total	Home	Road	Neutral	Total
Aug.	1-0-0 (1.000)	0-0-0 (.000)	1-0-0 (1.000)	—	—	—	—
Sept.	83-33-2 (.712)	41-56-1 (.424)	124-89-3 (.581)	—	—	—	—
Oct.	82-51-1 (.616)	58-68-1 (.461)	140-119-2 (.540)	—	—	—	—
Nov.	70-55-3 (.559)	65-61-1 (.516)	135-116-4 (.537)	—	—	—	—
Dec.	65-36-1 (.642)	39-93-0 (.296)	104-129-1 (.447)	2-1 (.667)	0-4 (.000)	—	2-5 (.286)
Jan.	4-6-0 (.400)	0-6-0 (.000)	4-12-0 (.250)	15-4 (.789)	3-5 (.375)	2-4 (.333)	20-13 (.606)
Feb.	—	—	—	—	—	1-1 (.500)	1-1 (.500)
TOTAL	305-181-7 (.626)	203-284-3 (.417)	508-465-10 (.522)	17-5 (.773)	3-9 (.250)	3-5 (.375)	23-19 (.548)

BRONCOS ALL-TIME RECORD BY THE DECADE

	REGULAR SEASON			POSTSEASON			
	Home	Road	Total	Home	Road	Neutral	Total
1960s	24-43-3 (.364)	15-54-1 (.221)	39-97-4 (.293)	—	—	—	—
1970s	43-25-4 (.625)	32-39-1 (.451)	75-64-5 (.538)	2-0 (1.000)	0-2 (.000)	0-1 (.000)	2-3 (.400)
1980s	58-19-0 (.753)	35-39-1 (.473)	93-58-1 (.615)	5-1 (.833)	1-1 (.500)	0-3 (.000)	6-5 (.545)
1990s	60-20-0 (.750)	34-46-0 (.425)	94-66-0 (.588)	4-1 (.800)	2-2 (.500)	2-0 (1.000)	8-3 (.727)
2000s	54-26-0 (.675)	39-41-0 (.488)	93-67-0 (.581)	1-1 (.500)	0-3 (.000)	0-0 (.000)	1-4 (.200)
2010s	51-29-0 (.638)	38-42-0 (.475)	89-71-0 (.556)	5-2 (.714)	0-1 (.000)	1-1 (.500)	6-4 (.600)
2020s	15-19-0 (.441)	10-23-0 (.303)	25-42-0 (.373)	—	—	—	—
TOTAL	305-181-7 (.626)	203-284-3 (.417)	508-465-10 (.522)	17-5 (.773)	3-9 (.250)	3-5 (.375)	23-19 (.548)

BRONCOS ALL-TIME SEASON OPENERS

Overall record: 40-23-1 / Home: 30-9-1 / Road: 10-14

Year (Date)	W/L	Result	Year (Date)	W/L	Result
1960 (9/9)	W	Denver 13, @Boston 10	1992 (9/6)	W	@Denver 17, L.A. Raiders 13
1961 (9/10)	W	Denver 22, @Buffalo 10	1993 (9/5)	W	Denver 26, @N.Y. Jets 20
1962 (9/7)	W	@Denver 30, San Diego 21	1994 (9/4)	L	San Diego 37, @Denver 34
1963 (9/7)	L	Kansas City 59, @Denver 7	1995 (9/3)	W	@Denver 22, Buffalo 7
1964 (9/12)	L	@N.Y. Jets 30, Denver 6	1996 (9/1)	W	@Denver 31, N.Y. Jets 6
1965 (9/11)	L	@San Diego 34, Denver 31	1997 (8/31)	W	@Denver 19, Kansas City 3
1966 (9/3)	L	@Houston 45, Denver 7	1998 (9/7)	W	@Denver 27, New England 21
1967 (9/3)	W	@Denver 26, Boston 21	1999 (9/13)	L	Miami 38, @Denver 21
1968 (9/15)	L	@Cincinnati 24, Denver 10	2000 (9/4)	L	@St. Louis 41, Denver 36
1969 (9/14)	W	@Denver 35, Boston 7	2001 (9/10)	W	@Denver 31, NYC 20
1970 (9/20)	W	Denver 25, @Buffalo 10	2002 (9/8)	W	@Denver 23, St. Louis 16
1971 (9/19)	T	@Denver 10, Miami 10	2003 (9/7)	W	Denver 30, @Cincinnati 10
1972 (9/17)	W	@Denver 30, Houston 17	2004 (9/12)	W	@Denver 34, Kansas City 24
1973 (9/16)	W	@Denver 28, Cincinnati 10	2005 (9/11)	L	@Miami 34, Denver 10
1974 (9/15)	L	L.A. Rams 17, @Denver 10	2006 (9/10)	L	@St. Louis 18, Denver 10
1975 (9/21)	W	@Denver 37, Kansas City 33	2007 (9/9)	W	Denver 15, @Buffalo 14
1976 (9/12)	L	@Cincinnati 17, Denver 7	2008 (9/8)	W	Denver 41, @Oakland 14
1977 (9/18)	W	@Denver 7, St. Louis 0	2009 (9/13)	W	Denver 12, @Cincinnati 7
1978 (9/3)	W	@Denver 14, Oakland 6	2010 (9/12)	L	@Jacksonville 24, Denver 17
1979 (9/2)	W	@Denver 10, Cincinnati 0	2011 (9/12)	L	Oakland 23, @Denver 20
1980 (9/7)	L	@Philadelphia 27, Denver 6	2012 (9/9)	W	@Denver 31, Pittsburgh 19
1981 (9/6)	W	@Denver 9, Oakland 7	2013 (9/5)	W	@Denver 49, Baltimore 27
1982 (9/12)	L	San Diego 23, @Denver 3	2014 (9/7)	W	@Denver 31, Indianapolis 24
1983 (9/4)	W	Denver 14, @Pittsburgh 10	2015 (9/13)	W	@Denver 19, Baltimore 13
1984 (9/2)	W	@Denver 20, Cincinnati 17	2016 (9/8)	W	@Denver 21, Carolina 20
1985 (9/8)	L	@L.A. Rams 20, Denver 16	2017 (9/11)	W	@Denver 24, L.A. Chargers 21
1986 (9/7)	W	@Denver 38, L.A. Raiders 36	2018 (9/1)	W	@Denver 27, Seattle 24
1987 (9/13)	W	@Denver 40, Seattle 17	2019 (9/9)	L	@Oakland 24, Denver 16
1988 (9/4)	L	Seattle 21, @Denver 14	2020 (9/14)	L	Tennessee 16, @Denver 14
1989 (9/10)	W	@Denver 34, Kansas City 20	2021 (9/12)	W	Denver 27, @N.Y. Giants 13
1990 (9/9)	W	@L.A. Raiders, 14, Denver 9	2022 (9/12)	L	@Seattle 17, Denver 16
1991 (9/1)	W	@Denver 45, Cincinnati 14	2023 (9/10)	L	Las Vegas 17, @Denver 16

YEAR-BY-YEAR FINAL STATISTICS



2023 FINAL STATISTICS (8-9)

Head Coach: Sean Payton AFC West: 3rd Home Stadium: Empower Field at Mile High

Date	W-L	Score	Opponent	Attendance	RUSHING	No.	Yds.	Avg.	Long	TD
Sep 10	L	16-17	Las Vegas Raiders	76,299	J.Williams	217	774	3.6	21	3
Sep 17	L	33-35	Washington Commanders	76,108	McLaughlin	76	410	5.4	38	1
Sep 24	L	20-20	at Miami Dolphins	65,522	Wilson	80	341	4.3	21	3
Oct 1	W	31-28	at Chicago Bears	62,220	Perine	53	238	4.5	24	1
Oct 8	L	21-31	New York Jets	76,387	Mims	9	30	3.3	11	0
Oct 12	L	8-19	at Kansas City Chiefs	73,528	Burton	7	9	1.3	4	0
Oct 22	W	19-17	Green Bay Packers	76,880	Stidham	9	8	0.9	4	0
Oct 29	W	24-9	Kansas City Chiefs	76,286	Dixon	0	0	0.0	0	0
Nov 13	W	24-22	at Buffalo Bills	70,318	BRONCOS	451	1,810	4.0	38	8
Nov 19	W	21-20	Minnesota Vikings	76,848	OPPONENTS	469	2,331	5.0	72t	15
Nov 26	W	29-12	Cleveland Browns	76,261						
Dec 3	L	17-22	at Houston Texans	71,670	RECEIVING	No.	Yds.	Avg.	Long	TD
Dec 10	W	24-7	at Los Angeles Chargers	70,240	Sutton	59	772	13.1	46t	10
Dec 16	L	17-42	at Detroit Lions	64,560	Judy	54	758	14.0	47	2
Dec 24	L	23-26	New England Patriots	76,201	Perine	50	455	9.1	29	0
Dec 31	W	16-9	Los Angeles Chargers	76,228	J.Williams	47	228	4.9	18	2
Jan 7	L	14-27	at Las Vegas Raiders	61,429	McLaughlin	31	160	5.2	22t	2

TEAM STATISTICS		Den	Opp
TOTAL FIRST DOWNS		301	349
Rushing		116	119
Passing		154	201
Penalty		31	29
3RD DOWN: MADE/ATT		81/220	67/202
3rd Down Pct.		36.8%	33.2%
4TH DOWN: MADE/ATT		13/20	16/34
4th Down Pct.		65.0%	47.1%
POSSESSION AVG.		29:31	30:29
TOTAL NET YARDS		5,072	6,303
Avg. Per Game		298.4	370.8
Total Plays		1,016	1,083
Avg. Per Play		5.0	5.8
NET YARDS RUSHING		1,810	2,331
Avg. Per Game		106.5	137.1
Total Rushes		451	469
NET YARDS PASSING		3,262	3,972
Avg. Per Game		191.9	233.6
Sacked/Yards Lost		52/304	42/300
Gross Yards		3,566	4,302
Attempts/Completions		513/337	572/382
Completion Pct.		65.7%	66.8%
Had Intercepted		9	11
PUNTS/AVERAGE		79/46.3	57/49.5
NET PUNTING AVG.		42.3	40.6
PENALTIES/YARDS		99/749	99/965
FUMBLES/BALL LOST		21/13	32/15
TOUCHDOWNS		38	46
Rushing		8	15
Passing		28	29
Returns		2	2

SCORE BY PERIODS	1	2	3	4	OT	PTS
BRONCOS	81	87	44	145	0	357
OPPONENTS	52	139	104	118	0	413

SCORING	TD	Ru	Pa	Ret	PAT	FG	2pt	PTS
Lutz	0	0	0	0	29/31	30/34	0	119
Sutton	10	0	10	0	0/0	0/0	0	60
J.Williams	5	3	2	0	0/0	0/0	2	34
Johnson	4	0	4	0	0/0	0/0	1	26
Humphrey	3	0	3	0	0/0	0/0	0	18
McLaughlin	3	1	2	0	0/0	0/0	0	18
Trautman	3	0	3	0	0/0	0/0	0	18
Wilson	3	3	0	0	0/0	0/0	0	18
Judy	2	0	2	0	0/0	0/0	0	12
Mims	2	0	1	1	0/0	0/0	0	12
Cooper	1	0	0	1	0/0	0/0	0	6
Krull	1	0	1	0	0/0	0/0	0	6
Perine	1	1	0	0	0/0	0/0	0	6
Burton	0	0	0	0	0/0	0/0	1	2
BRONCOS	38	8	28	2	29/31	30/34	4	357
OPPONENTS	46	15	29	2	41/42	30/35	2	413

2-PT. CONVERSIONS: Williams 2, Johnson 1, Burton 1, **BRONCOS: 4-7, OPPONENTS: 2-4**

SACKS: Cooper 8.5, Bonitto 8.0, Allen 5.0, Browning 4.5, Locke 3.0, Jewell 3.0, Jones 2.0, Singleton 2.0, McMillian 2.0, Simmons 1.0, Garcia 1.0, Harris 1.0, Gregory 1.0, **BRONCOS: 42.0, OPPONENTS: 52.0**

FUM/LOST: Wilson 10/5, Sutton 3/3, Perine 3/2, Mims 2/2, Williams 1/1, Judy 1/0, Stidham 1/0, **TOTAL: 21/13**

PASSING	Att.	Comp.	Yds.	Comp.%	Yds/Att.	TD	TD%	Int	Int%	Long	Sack/Lost	Rating
Wilson	447	297	3,070	66.4%	6.9	26	5.8%	8	1.8%	60t	45/258	98.0
Stidham	66	40	496	60.6%	7.5	2	3.0%	1	1.5%	54t	7/46	87.7
BRONCOS	513	337	3,566	65.7%	7.0	28	5.5%	9	1.8%	60t	52/304	96.7
OPPONENTS	572	382	4,302	66.8%	7.5	29	5.1%	11	1.9%	68t	42/330	97.9

RECEIVING	No.	Yds.	Avg.	Long	TD
Sutton	59	772	13.1	46t	10
Judy	54	758	14.0	47	2
Perine	50	455	9.1	29	0
J.Williams	47	228	4.9	18	2
McLaughlin	31	160	5.2	22t	2
Mims	22	377	17.1	60t	1
Trautman	22	204	9.3	24	3
Johnson	19	284	14.9	50t	4
Humphrey	13	162	12.5	54t	3
Krull	8	95	11.9	35	1
Adkins	4	22	5.5	11	0
Dulcich	3	25	8.3	13	0
Burton	3	8	2.7	4	0
Manhertz	2	16	8.0	10	0
Dorsett	0	0	0.0	0	0
BRONCOS	337	3,566	10.6	60t	28
OPPONENTS	382	4,302	11.3	68t	29

INTERCEPTIONS	No.	Yds.	Avg.	Long	TD
Simmons	3	39	13.0	33	0
McMillian	2	14	7.0	9	0
Jackson	2	5	2.5	5	0
Locke	1	14	14.0	14	0
Moreau	1	9	9.0	9	0
Cooper	1	4	4.0	4	0
Surtain	1	0	0.0	0	0
BRONCOS	11	85	7.7	33	0
OPPONENTS	9	23	2.6	11	0

PUNTING	No.	Yds.	Avg.	Net	TB	In20	Long	B
Dixon	79	3,659	46.3	42.3	6	27	68	0
BRONCOS	79	3,659	46.3	42.3	6	27	68	0
OPPONENTS	57	2,821	49.5	40.6	9	19	83	0

PUNT RETURNS	No.	FC	Yds.	Avg.	Long	TD
Mims	19	13	312	16.4	52	0
Smith	1	0	14	14.0	14	0
Bandy	0	2	0	0.0	0	0
BRONCOS	20	15	326	16.3	52	0
OPPONENTS	31	27	195	6.3	15	0

KICKOFF RETURNS	No.	Yds.	Avg.	Long	TD
Mims	15	397	26.5	99t	1
Manhertz	1	1	1.0	1	0
BRONCOS	16	398	24.9	99t	1
OPPONENTS	8	172	21.5	26	0

FIELD GOALS	1-19	20-29	30-39	40-49	50+
Lutz	0/0	11/11	12/13	4/5	3/5
BRONCOS	0/0	11/11	12/13	4/5	3/5
OPPONENTS	0/0	10/10	10/10	4/7	6/8

LUTZ: (55N, 24G) (31G, 32G) (31G, 25G) (51G) (23G, 22G) () (32G, 29G, 35G, 52G) (38B, 28G) (40G, 49G, 40G, 36G) (31G, 31G, 52G, 37G, 28G) (23G, 34G) (34G) (23G) (23G) (57N) (32G, 43G, 48N, 20G) ()

OPPONENTS: (24G) (49N, 44G, 49G, 59N) () () (30G, 26G, 27G, 22G, 49G) (35G, 60G, 25G, 52G) (43N, 29G) (23G, 34G, 56G) () (34G, 30G) (36G, 24G) (29G, 38G, 38G) () () (33G, 47N, 56G) (36G, 50G, 50B, 52G) (49G, 21G)

2023 DEFENSIVE STATS

(based on unofficial press box statistics)

	TT	UT	A	S-YDS	I-YDS	PD	FF	FR
1 Singleton	175	105	70	2-21	0-0	4	0	2
2 Jewell	108	60	48	3-16	0-0	3	2	3
3 Simmons	70	53	17	1-15	3-39	8	2	1
Cooper	70	43	27	8.5-65.5	-1-4	2	1	2
5 Surtain II	69	59	10	0-0	-1-0	12	0	0
6 Allen	60	27	33	5-44.5	0-0	1	1	0
7 Locke	53	33	20	3-34	1-14	5	2	0
8 Jackson	51	36	15	0-0	-2-5	3	0	0
9 McMillian	50	37	13	2-15	2-14	5	2	2
10 Moreau	46	33	13	0-0	-1-9	7	0	0
Jones	46	30	16	2-23	0-0	0	3	2
12 Harris	43	26	17	1-1	0-0	0	0	0
13 Mathis	35	26	9	0-0	0-0	1	0	0
14 Bonitto	30	23	7	8-57.5	0-0	2	1	0
15 Turner-Yell	26	19	7	0-0	0-0	1	0	0
16 Browning	25	19	6	4.5-28.5	0-0	2	2	0
Purcell	25	11	14	0-0	0-0	3	0	1
18 Sanders	22	12	10	0-0	0-0	0	0	0
19 Henningsen	19	10	9	0-0	0-0	2	0	0
20 Perkins	13	9	4	0-0	0-0	0	0	0
21 Gregory	9	4	5	1-5	0-0	1	0	0
22 Bassey	8	5	3	0-0	0-0	0	0	0
23 Garcia	4	1	3	1-4	0-0	0	1	0
24 Lancaster	3	2	1	0-0	0-0	0	0	0
Moss	3	1	2	0-0	0-0	0	0	0
26 Clark	2	2	0	0-0	0-0	0	0	0
Incom	2	1	1	0-0	0-0	0	0	0
TOTALS	1,067	687	380	42-330	11-85	62	17	13

2023 GAMES STARTED

OFFENSE		DEFENSE	
QB Wilson, Russell	15	DE Allen, Zach	17
RB Stidham, Jarrett	2	DT Jones, D.J.	16
RB Williams, Javonte	13	DL Purcell, Mike	10
RB McLaughlin, Jaleel	3	DL Harris, Jonathan	5
FB Burton, Michael	3	OLB Cooper, Jonathan	17
FB Perine, Samaje	12	OLB Browning, Baron	9
WR Sutton, Courtland	14	OLB Bonitto, Nik	4
TE Trautman, Adam	12	OLB Gregory, Randy	3
WR Jeudy, Jerry	11	ILB Singleton, Alex	16
WR Humphrey, Lil Jordan	8	ILB Jewell, Josey	15
WR Mims Jr., Marvin	4	ILB Sanders, Drew	4
TE Manhart, Chris	2	CB Surtain II, Pat	17
WR Johnson, Brandon	2	S Simmons, Justin	11
TE Krull, Lucas	2	CB Moreau, Fabian	15
TE Adkins, Nate	1	S Locke, P.J.	8
WR Dorsett II, Phillip	1	S Jackson, Kareem	8
TE Dulcich, Greg	1	CB Mathis, Damari	6
WR Sills V, David	1	CB McMillian, Jaquan	3
T Bolles, Garrett	17	S Turner-Yell, Delarrn	2
C Gushenberry III, Lloyd	17	CB Bassey, Essang	1
G Powers, Ben	17		
G Meinerz, Quinn	17		
T McGlinchey, Mike	16		
T Fleming, Cam	1		
T Bailey, Quinn	1		

2023 COACHES

Sean Payton - Head Coach; **Vance Joseph** - Defensive Coordinator; **Joe Lombardi** - Offensive Coordinator; **Mike Westhoff** - Assistant Head Coach; **Ben Kotwica** - Special Teams Coordinator; **Lou Ayeni** - Running Backs; **Chris Banjo** - Assistant Special Teams; **Jamar Cain** - Pass Rush Specialist; **Keary Colbert** - Wide Receivers; **Dan Darymple** - Head Strength and Conditioning; **Marcus Dixon** - Defensive Line; **Declan Doyle** - Tight Ends; **Zack Grossi** - Offensive Quality Control; **Korey Jones** - Assistant Strength and Conditioning; **Paul Kelly** - Assistant to Head Coach; **Loran Kilgore** - Offensive Quality Control; **Austin King** - Assistant Offensive Line; **Addison Lynch** - Defensive Quality Control; **Greg Mansuky** - Inside Linebackers; **John Morton** - Pass Game Coordinator; **Christian Parker** - Defensive Backs; **Isaac Shewmaker** - Defensive Quality Control; **Shaun Snee** - Assistant Strength and Conditioning; **Zach Strief** - Offensive Line; **Favus Ushaw** - Offensive Quality Control; **Joe Vitt** - Senior Defensive Assistant; **David Webb** - Quarterbacks; **Michael Wilhoite** - Outside Linebackers.

2023 LEADERS / RANKINGS

INDIVIDUAL	NO.	AFC RANK	NFL RANK	NFL LEADER	NO.
Points	Lutz	119	11th	20th	Aubrey (Dal.) 157
Rushing Yards	Williams	774	17th	29th	McCaffrey (S.F.) 1,459
Passing Yards	Wilson	3,070	9th	19th	Tagovailoa (Mia.) 4,624
Passer Rating	Wilson	98.0	5th	8th	Purdy (S.F.) 113.0
Receiving Yards	Sutton	772	21st	44th	Hill (Mia.) 1,799
Receptions	Sutton	59	T-28th	T-57th	Lamb (Dal.) 135
Interceptions	Simmons	3	T-13th	T-25th	Bland (Dal.) 9
Sacks	Cooper	8.5	T-23rd	T-33rd	Watt (Pit.) 19.0

OFFENSE	NO.	AFC RANK	NFL RANK	NFL LEADER	NO.
Points Per Game	21.0	10th	19th	Dallas	29.9
Total Yards Per Game	298.4	12th	26th	Miami	401.3
Yards Per Play	5.0	11th	25th	San Francisco	6.6
Rushing Yards Per Game	106.5	8th	18th	Baltimore	156.5
Net Passing Yds. Per Game	191.9	12th	24th	Miami	265.5

DEFENSE	NO.	AFC RANK	NFL RANK	NFL LEADER	NO.
Points Per Game	24.3	15th	27th	Baltimore	16.5
Total Yards Per Game	370.8	15th	29th	Cleveland	270.2
Yards Per Play	5.8	15th	30th	N.Y. Jets	4.6
Rushing Yards Per Game	137.1	16th	30th	Chicago	86.4
Net Passing Yds. Per Game	233.6	12th	22nd	Cleveland	164.7

2023 KEY AWARDS

AP All-Pro (2): S Justin Simmons (second team), KR Marvin Mims Jr. (second team). **NFLPA All-Pro (1):** CB Pat Surtain II (first team). **Pro Bowl (3):** CB Pat Surtain II, S Justin Simmons, KR Marvin Mims Jr. **All-AFC (2):** CB Pat Surtain II, KR Marvin Mims Jr. **PFWA All-Rookie (1):** KR Marvin Mims Jr. **Darrent Williams Good Guy Award (1):** T Mike McGlinchey. **Demaryius Thomas Team MVP Award (1):** CB Pat Surtain II.

2023 NFL STANDINGS

AFC EAST						
Team	W	L	T	Pct	PF	PA
xz-Buffalo	11	6	0	.647	451	311
xy-Miami	11	6	0	.647	496	391
N.Y. Jets	7	10	0	.412	268	355
New England	4	13	0	.235	236	366

AFC NORTH						
Team	W	L	T	Pct	PF	PA
xz*-Baltimore	13	4	0	.765	483	280
xy-Cleveland	11	6	0	.647	396	362
xy-Pittsburgh	10	7	0	.588	304	324
Cincinnati	9	8	0	.529	366	384

AFC SOUTH						
Team	W	L	T	Pct	PF	PA
xz-Houston	10	7	0	.588	377	353
Jacksonville	9	8	0	.529	377	371
Indianapolis	9	8	0	.529	396	415
Tennessee	6	11	0	.353	305	367

AFC WEST						
Team	W	L	T	Pct	PF	PA
xz-Kansas City	11	6	0	.647	371	294
Las Vegas	8	9	0	.471	332	331
Denver	8	9	0	.471	357	413
L.A. Chargers	5	12	0	.294	346	398

NFC EAST						
Team	W	L	T	Pct	PF	PA
xz-Dallas	12	5	0	.706	509	315
xy-Philadelphia	11	6	0	.647	433	428
N.Y. Giants	6	11	0	.353	266	407
Washington	4	13	0	.235	329	418

NFC NORTH						
Team	W	L	T	Pct	PF	PA
xz-Detroit	12	5	0	.706	461	395
xy-Green Bay	9	8	0	.529	383	350
Minnesota	7	10	0	.412	344	362
Chicago	7	10	0	.412	360	379

NFC SOUTH						
Team	W	L	T	Pct	PF	PA
xz-Tampa Bay	9	8	0	.529	348	325
New Orleans	9	8	0	.529	402	327
Atlanta	7	10	0	.412	321	373
Carolina	2	15	0	.118	236	416

NFC WEST						
Team	W	L	T	Pct	PF	PA
xz*-San Francisco	12	5	0	.706	491	298
xy-L.A. Rams	10	7	0	.588	404	377
Seattle	9	8	0	.529	364	402
Arizona	4	13	0	.235	330	455

x - Playoffs; y - Wild Card Berth; z - Division Title; * - Clinched Division & Home-Field

WILD CARD PLAYOFF GAMES

1/13 - at Houston 45, Cleveland 14
 1/13 - at Kansas City 26, Miami 7
 1/14 - Green Bay 48, at Dallas 32
 1/14 - at Detroit 24, L.A. Rams 23
 1/14 - at Buffalo 31, Pittsburgh 17
 1/15 - at Tampa Bay 32, Philadelphia 9

DIVISIONAL PLAYOFF GAMES

1/20 - at Baltimore 34, Houston 10
 1/20 - at San Francisco 24, Green Bay 12
 1/21 - at Detroit 31, Tampa Bay 23
 1/21 - Kansas City 27, at Buffalo 24

CONFERENCE CHAMPIONSHIPS

1/28 - Kansas City 17, at Baltimore 10
 1/28 - at San Francisco 34, Detroit 31

SUPER BOWL LVIII (Las Vegas, Nev.)

2/11 - Kansas City 25, San Francisco 32

StatCrunch.com Year-by-Year Stats

2022 DEFENSIVE STATS

(based on unofficial press box statistics)

	TT	UT	A	S-YDS	I-YDS	PD	FF	FR
1 Singleton	152	92	60	0-0	0-0	3	0	0
2 Jewell	128	70	58	2.5-28	2-21	4	2	2
3 K.Jackson	94	55	39	0-0	0-0	3	0	2
4 Simmons	69	42	27	0-0	6-51	7	3	1
5 Mathis	65	54	11	0-0	0-0	7	0	0
6 Surtain II	60	46	14	0-0	2-3	10	1	0
7 D.Jones	47	24	23	6.5-47	0-0	0	1	0
8 Purcell	45	21	24	1.5-2.5	0-0	0	0	1
9 K.Williams	44	30	14	1-7	1-0	7	0	0
Cooper	44	20	24	2-13	0-0	0	0	0
11 Griffith	41	24	17	0-0	0-0	1	1	0
12 D.Williams	37	21	16	4.9-9	0-0	0	0	0
13 Dj.Jones	34	22	12	2-14	0-0	6	0	0
14 Chubb	26	15	11	5.5-43.5	0-0	1	2	0
15 Browning	24	14	10	5-32.5	1-6	2	0	1
16 Henningsen	21	8	13	1-7	0-0	0	0	0
17 Sterns	20	13	7	0-0	2-25	4	0	0
J.Harris	20	13	7	0-0	0-0	4	0	0
19 Uwazurike	17	11	6	0-0	0-0	1	0	0
20 Darby	14	12	2	0-0	0-0	3	1	0
21 Bonitto	13	5	8	1.5-13.5	0-0	0	1	0
22 Gregory	12	7	5	2-17	0-0	0	2	0
23 Bassey	11	7	4	0-0	0-0	2	0	0
24 Locks	10	7	3	0-0	0-0	1	1	0
25 McMillian	7	6	1	0-0	0-0	0	0	0
26 Martin	6	4	2	1-11	0-0	0	0	0
27 L.Jackson	3	3	0	0-0	0-0	2	0	0
28 Ray	2	1	1	0-0	0-0	0	0	0
29 Kongofo	1	1	0	0-0	0-0	0	1	0
30 Garcia	1	0	0	0-0	0-0	0	0	0
TOTALS	1,068	649	419	36-245	15-89	67	14	7

2022 GAMES STARTED

OFFENSE		DEFENSE	
QB Wilson, Russell	15	DT Jones, D.J.	15
QB Rypien, Brett	6	DL Williams, DeShawn	15
RB Murray, Latavius	2	DE Jones, Dre'Mont	13
RB Gordon III, Melvin	1	DE Purcell, Mike	4
RB Williams, Javorite	1	DL Harris, Jonathan	4
RB Edwards, Chase	1	OLB Cooper, Jonathan	9
WR Sutton, Courtland	14	OLB Browning, Baron	8
WR Juey, Jerry	12	OLB Chubb, Bradley	8
TE Tomlinson, Eric	6	OLB Gregory, Randy	3
TE Dulcich, Greg	5	OLB Bonitto, Nik	4
TE Saubert, Eric	5	ILB Jewell, Josey	13
WR Hinton, Kendall	1	ILB Singleton, Alex	12
FB/TE Beck, Andrew	4	ILB Griffith, Jonas	8
WR Johnson, Brandon	1	S Jackson, Kareem	17
TE Okuegbunam, Albert	1	S Simmons, Justin	12
WR Swain, Freddie	1	S Sterns, Caden	3
WR Virgil, Jalen	1	CB Surtain II, Pat	17
WR Washington, Montrell	1	CB Mathis, Damari	11
T Fleming, Cam	15	CB Williams, K'Waun	8
G Risner, Dalton	10	CB Darby, Ronald	5
G Glasgow, Graham	10	CB McMillian, Ja'Quan	1
G/C Meinzer, Quinn	13		
C Cushmanberry III, Lloyd	8		
T Anderson, Calvin	1		
T Turner, Billy	1		
T Bolles, Garrett	5		
G Bailey, Quinn	1		
G Wattenberg, Luke	1		

2022 COACHES

Nathaniel Hackett - Head Coach (First 15 Games); **Ejiro Evero** - Defensive Coordinator; **Justin Outten** - Offensive Coordinator; **Ola Adams** - Asst. Defensive Backs; **Zach Azzani** - Wide Receivers; **Dom Capers** - Sr. Defensive Assistant; **A.C. Carter** - Def. Quality Control; **Ramon Chhoyoung** - Off. Quality Control; **Marcus Dixon** - Defensive Line; **Zack Grossi** - Off. Quality Control; **Richard Guersso** - Asst. Strength & Conditioning; **Derek Hathcock** - Asst. to Head Coach; **Peter Hansen** - Linebackers; **Korey Jones** - Asst. Strength & Conditioning; **Mateo Kambui** - Coaching Fellow; **Bill Kollar** - Def./Special Projects; **Kint Kuback** - Passing Game Coordinator/Quarterbacks; **Loren Landow** - Strength & Conditioning; **Mike Maloney** - Special Teams; **Brad Miller** - Football Strategy Analyst; **Jake Moreland** - Tight Ends; **Pierre Ngo** - Asst. Strength & Conditioning; **Christian Parker** - Defensive Backs; **Jerry Rosenberg** - Sr. Asst./Head Coach (Last 5 Games); **Ben Stabile** - Offensive Line; **DeAndre Thompson** - Coaching Fellow; **Bert Watts** - Outside Linebackers; **John Vieira** - Instructional Designer; **Tyrone Wheatley** - Running Backs.

2022 LEADERS / RANKINGS

INDIVIDUAL	PLAYER	NO.	AFC RANK	NFL RANK	NFL LEADER	NO.
Points	McManus	109	11th	22nd	Myers (Sea.)	143
Rushing Yards	Murray	703	16th	T-35th	Jacobs (L.V.)	1,633
Passing Yards	Wilson	3,524	7th	13th	Mahomes (K.C.)	5,290
Passer Rating	Wilson	84.4	12th	27th	Tagovailoa (Mia.)	105.5
Receiving Yards	Juey	372	11th	23rd	Jefferson (Min.)	1,809
Receptions	Juey	67	T-20th	T-39th	Jefferson (Min.)	128
Interceptions	Simmons	6	T-1st	T-1st	Four Players	6
Sacks	D.Jones	6.5	T-24th	T-49th	N. Bosa (S.F.)	18.5

AFC NFL	AFC NFL	NFL LEADER	NO.		
Points Per Game	16.9	32nd	Kansas City	29.2	
Total Yards Per Game	325.1	10th	21st	Kansas City	413.6
Yards Per Play	5.1	11th	23rd	Kansas City	6.4
Rushing Yards Per Game	113.8	9th	21st	Chicago	177.3
Net Passing Yds. Per Game	211.3	9th	19th	Kansas City	297.8

DEFENSE	NO.	AFC RANK	NFL RANK	NFL LEADER	NO.
Points Per Game	21.1	T-8th	T-14th	San Francisco	16.3
Total Yards Per Game	320.0	3rd	7th	San Francisco	300.6
Yards Per Play	5.0	3rd	6th	Philadelphia	4.8
Rushing Yards Per Game	109.8	9th	10th	Tennessee	76.9
Net Passing Yds. Per Game	210.2	6th	12th	Philadelphia	179.8

2022 KEY AWARDS

AP All-Pro (2): CB Pat Surtain II (first team), S Justin Simmons (second team). **NFLPA All-Pro (1):** CB Pat Surtain II (first team). **Pro Bowl (1):** CB Pat Surtain II. **All-AFC (1):** Pat Surtain II. **Darrent Williams Good Guy Award (1):** G Dalton Risner. **Demaryius Thomas Team MVP Award (1):** CB Pat Surtain II.

2022 NFL STANDINGS

AFC EAST		W	L	T	Pct	PF	PA
Team		13	3	0	.813	455	286
xz-Buffalo		9	8	0	.529	397	399
xy-Miami		8	9	0	.471	364	347
New England		7	10	0	.412	296	316
N.Y. Jets		8	9	0	.412	296	316

AFC NORTH		W	L	T	Pct	PF	PA
Team		12	4	0	.750	418	322
xz-Cincinnati		10	7	0	.588	350	315
xy-Baltimore		9	8	0	.529	308	346
Pittsburgh		7	10	0	.412	361	381

AFC SOUTH		W	L	T	Pct	PF	PA
Team		9	8	0	.529	404	350
xz-Jacksonville		7	10	0	.412	298	359
Tennessee		4	12	1	.265	289	427
Indianapolis		3	13	1	.206	289	420

AFC WEST		W	L	T	Pct	PF	PA
Team		14	3	0	.824	496	369
xz*-Kansas City		10	7	0	.588	391	384
xy-L.A. Chargers		6	11	0	.353	395	418
Las Vegas		5	12	0	.294	287	359

NFC EAST		W	L	T	Pct	PF	PA
Team		14	3	0	.824	477	344
xz*-Philadelphia		12	5	0	.706	467	342
xy-Dallas		9	7	1	.559	365	371
xy-N.Y. Giants		8	8	1	.500	321	343
Washington		7	8	1	.459	361	371

NFC NORTH		W	L	T	Pct	PF	PA
Team		13	4	0	.765	424	427
xz-Minnesota		9	8	0	.529	453	427
Detroit		8	9	0	.471	370	471
Green Bay		3	14	0	.176	326	463
Chicago		3	14	0	.176	326	463

NFC SOUTH		W	L	T	Pct	PF	PA
Team		8	9	0	.471	313	358
xz-Tampa Bay		7	10	0	.412	347	374
Carolina		7	10	0	.412	330	345
New Orleans		7	10	0	.412	365	386
Atlanta		7	10	0	.412	365	386

NFC WEST		W	L	T	Pct	PF	PA
Team		13	4	0	.765	450	277
xz-San Francisco		9	8	0	.529	407	401
xy-Seattle		5	12	0	.294	307	384
L.A. Rams		4	13	0	.235	340	449
Arizona		4	13	0	.235	340	449

x - Playoffs; y - Wild Card Berth; z - Division Title; * - Clinched Division & Home-Field

WILD CARD PLAYOFF GAMES

- 1/14 - at San Francisco 41, Seattle 23
- 1/14 - at Jacksonville 31, L.A. Chargers 30
- 1/15 - at Buffalo 34, Miami 31
- 1/15 - N.Y. Giants 31, at Minnesota 24
- 1/15 - at Cincinnati 24, Baltimore 17
- 1/16 - Dallas 31, at Tampa Bay 14

DIVISIONAL PLAYOFF GAMES

- 1/21 - at Kansas City 27, Jacksonville 20
- 1/21 - at Philadelphia 38, N.Y. Giants 7
- 1/22 - Cincinnati 27, at Buffalo 10
- 1/22 - at San Francisco 19, Dallas 12

CONFERENCE CHAMPIONSHIPS

- 1/29 - at Philadelphia 31, San Francisco 7
- 1/29 - at Kansas City 23, Cincinnati 20

SUPER BOWL LVIII (GLENDALE, ARIZ.)

- 2/12 - Kansas City 38, Philadelphia 35

StatCrunch.com Year-by-Year Stats

2021 FINAL STATISTICS (7-10)

Head Coach: Vic Fangio AFC West: 4th Home Stadium: Empower Field at Mile High

Date	W-L	Score	Opponent	Attendance	RUSHING	No.	Yds.	Avg.	Long	TD
Sep 12	W	27-13	at New York Giants	74,119	Gordon	203	918	4.5	70t	8
Sep 19	W	23-13	at Jacksonville Jaguars	58,461	J. Williams	203	903	4.4	49	4
Sep 26	W	26-0	New York Jets	75,882	Bridgewater	30	106	3.5	13	2
Oct 3	L	7-23	Baltimore Ravens	76,490	Lock	10	53	5.3	23t	2
Oct 10	L	19-27	at Pittsburgh Steelers	59,841	Boone	4	35	8.8	16	0
Oct 17	L	24-34	Las Vegas Raiders	76,854	Crockett	3	7	2.3	6	0
Oct 21	L	14-17	at Cleveland Browns	67,431	Judy	2	3	1.5	3	0
Oct 31	W	17-10	Washington Football Team	75,973	BRONCOS	455	2,025	4.5	70t	16
Nov 7	W	30-16	at Dallas Cowboys	93,503	OPPONENTS	441	1,892	4.3	35	9
Nov 14	L	13-30	Philadelphia Eagles	76,766	RECEIVING	No.	Yds.	Avg.	Long	TD
Nov 28	W	28-13	Los Angeles Chargers	75,807	Fant	68	670	9.9	35	4
Dec 5	L	9-22	at Kansas City Chiefs	73,185	Sutton	58	776	13.4	55	2
Dec 12	W	38-10	Detroit Lions	76,211	Patrick	53	734	13.8	44t	5
Dec 19	L	10-15	Cincinnati Bengals	76,134	J. Williams	43	316	7.3	42	3
Dec 26	L	13-17	at Las Vegas Raiders	60,972	Judy	38	467	12.3	40	0
Jan 2	L	13-34	at Los Angeles Chargers	70,240	Okwuegbunam	33	330	10.0	64	2
Jan 8	L	24-28	Kansas City Chiefs	76,012	Gordon	28	213	7.6	30	2

TEAM STATISTICS	Den	Opp
TOTAL FIRST DOWNS	331	312
Rushing	124	99
Passing	179	192
Penalty	28	21
3RD DOWN: MADE/ATT	82/213	101/225
3rd Down Pct.	38.5%	44.9%
4TH DOWN: MADE/ATT	16/28	11/26
4th Down Pct.	57.1%	42.3%
POSSESSION AVG.	30:48	29:12
TOTAL NET YARDS	5,618	5,544
Avg. Per Game	330.5	326.1
Total Plays	1,036	1,039
AVG. PER PLAY	5.4	5.3
NET YARDS RUSHING	2,025	1,892
Avg. Per Game	119.1	111.3
Total Rushes	455	441
NET YARDS PASSING	3,593	3,652
Avg. Per Game	211.4	214.8
Sacked/Yards Lost	40/263	36/249
Gross Yards	3,856	3,901
Att./Completions	541/354	562/341
Completion Pct.	65.4%	60.7%
Had Intercepted	9	13
PUNTS/AVERAGE	67/46.0	60/50.4
NET PUNTING AVG.	42.8	43.9
PENALTIES/YARDS	83/711	104/922
FUMBLES/BALL LOST	12/9	12/6
TOUCHDOWNS	37	36
Rushing	16	9
Passing	20	22
Returns	1	5

SCORE BY PERIODS	1	2	3	4	OT	PTS
BRONCOS	54	106	64	111	0	335
OPPONENTS	71	94	71	86	0	322

SCORING	TD	Ru	Pa	Ret	PAT	FG	2pt	PTS
McManus	0	0	0	0	33/34	26/31	0	111
Gordon	10	8	2	0	0/0	0/0	0	60
J. Williams	7	4	3	0	0/0	0/0	0	42
Patrick	5	0	5	0	0/0	0/0	0	30
Fant	4	0	4	0	0/0	0/0	0	24
Sutton	2	0	2	0	0/0	0/0	1	14
Lock	2	2	0	0	0/0	0/0	0	12
Okwuegbunam	2	0	2	0	0/0	0/0	0	12
Bridgewater	2	2	0	0	0/0	0/0	0	12
Saubert	1	0	1	0	0/0	0/0	0	6
Surtaim	1	0	0	1	0/0	0/0	0	6
Hinton	1	0	1	0	0/0	0/0	0	6
BRONCOS	37	16	20	1	33/34	26/31	1	335
OPPONENTS	36	9	22	5	28/29	24/31	3	322

2-PT. CONVERSIONS: BRONCOS 1-3, OPPONENTS 3-6

SACKS: S. Harris 6.0, D. Jones 5.5, Reed 5.0, Miller 4.5, Weatherly 2.5, Cooper 2.5, Johnson 2.0, Sterns 2.0, Simmons 1.5, Agim 1.5, D. Williams 1.0, Callahan 1.0, Jackson 1.0 **BRONCOS: 36.0, OPPONENTS: 40.0**

FUM/LOST: Gordon 3/3, Spencer 2/2, J. Williams 2/1, Lock 2/1, Okwuegbunam 1/1, Bridgewater 1/1, Judy 1/0, **TOTAL: 12/9**

PASSING	Att.	Comp.	Yds.	Comp.%	Yds/Att.	TD	TD%	Int	Int%	Long	Sack/Lost	Rating
Bridgewater	426	285	3,052	66.9	7.2	18	4.2	7	1.6	64	31/211	84.9
Sutton	111	67	787	60.4	7.1	2	1.8	2	1.8	44	9/52	80.4
Patrick	1	1	16	100.0	16.0	0	0.0	0	0.0	16	0/0	118.8
Hinton	1	1	1	100.0	1.0	0	0.0	0	0.0	1	0/0	79.2
Rypien	2	0	0	0.0	0.0	0	0.0	0	0.0	0	0/0	39.6
BRONCOS	541	354	3,856	65.4	7.1	20	3.7	9	1.7	64	40/263	91.7
OPPONENTS	562	341	3,901	60.7	6.9	22	3.9	13	2.3	59	36/249	85.0

RECEIVING	No.	Yds.	Avg.	Long	TD
Fant	68	670	9.9	35	4
Sutton	58	776	13.4	55	2
Patrick	53	734	13.8	44t	5
J. Williams	43	316	7.3	42	3
Judy	38	467	12.3	40	0
Okwuegbunam	33	330	10.0	64	2
Gordon	28	213	7.6	30	2
Hinton	15	175	11.7	40	1
Saubert	8	47	5.9	11	1
Hamler	5	74	14.8	28	0
Boone	2	22	11.0	19	0
S. Williams	1	34	34.0	34	0
Lock	1	1	1.0	1	0
Spencer	1	-3	-3.0	0	0
BRONCOS	354	3,856	10.9	64	20
OPPONENTS	341	3,901	11.4	59	22

INTERCEPTIONS	No.	Yds.	Avg.	Long	TD
Simmons	5	76	15.2	35	0
Surtaim II	4	70	17.5	70t	1
Sterns	2	47	23.5	46	0
Chubb	1	21	21.0	21	0
Jackson	1	7	7.0	7	0
BRONCOS	13	221	17.0	70t	1
OPPONENTS	9	134	14.9	75t	1

PUNTING	No.	Yds.	Avg.	Net	TB	In20	Long	B
Martin	67	3,083	46.0	42.8	3	28	68	0
BRONCOS	67	3,083	46.0	42.8	3	28	68	0
OPPONENTS	60	3,021	50.4	43.9	8	20	71	0

PUNT RETURNS	No.	FC	Yds.	Avg.	Long	TD
Spencer	26	12	206	7.9	25	0
Hinton	2	2	24	12.0	15	0
BRONCOS	28	14	230	8.2	25	0
OPPONENTS	24	24	150	6.4	42	0

KICKOFF RETURNS	No.	Yds.	Avg.	Long	TD
Spencer	17	291	17.1	26	0
A. Patrick	1	0	0.0	0	0
BRONCOS	18	291	16.2	26	0
OPPONENTS	14	551	39.4	102t	2

FIELD GOALS	1-19	20-29	30-39	40-49	50+
McManus	0/0	7/8	6/6	8/8	5/9
BRONCOS	0/0	7/8	6/6	8/8	5/9
OPPONENTS	1/1	5/5	4/4	6/11	8/10

MCMANUS: (23G, 36G) (32G, 46G, 40G) (45G, 47G, 21G, 36G) (39G, 29G) (32G) (45G, 53N) (53G, 27G, 53N, 42G) (21G, 22B, 28G) (42G) (52G) (54G, 51N) (49G, 55G, 55N) (61G, 23G) (31G)

OPPONENTS: (52N, 48N) (40G, 46G, 20G) (48G, 43G) (50G, 43N, 30G) (52G, 41B) (45B, 52G, 47B) (30G, 52G, 23G) (52N) (56G, 45G, 26G) (36G) (53G, 58G, 26G) (41G) (19G, 23G) (34G, 51G)

2021 DEFENSIVE STATS

(based on unofficial press box statistics)

	TT	UT	A	S-YDS	I-YDS	PD	FF	FR
1 Jackson	88	62	26	1-0	1-7	2	0	0
2 Simmons	80	60	20	1.5-13	5-76	12	0	0
3 Surtain II	56	45	13	0-0	4-70	14	0	0
4 Browning	57	42	15	0-0	0-0	0	0	0
5 Darby	55	42	11	0-0	0-0	6	0	0
6 Fuller	51	40	11	0-0	0-0	4	0	0
7 S. Harris	49	24	25	8-44	0-0	0	0	0
8 Reed	49	24	25	8-44	0-0	5	2	0
9 Griffith	42	21	21	0-0	0-0	0	0	0
10 Williams	39	17	22	1-3	0-0	2	0	0
11 Cooper	37	22	15	2.5-22	0-0	0	0	0
12 Stephen	34	17	17	0-0	0-0	1	0	0
13 Purcell	33	17	16	0-0	0-0	0	0	1
14 Johnson	32	20	12	2-26	0-0	3	0	1
15 Strnad	32	19	13	0-0	0-0	0	0	0
16 Jones	31	18	13	5.5-37	0-0	2	0	0
17 Callahan	29	25	4	-1	0-0	4	0	0
18 Young	29	14	15	0-0	0-0	0	0	0
19 Stiers	27	18	9	0-0	0-0	3	0	0
20 Miller	19	10	9	4-25	0-0	0	0	0
21 Kiser	17	7	10	0-0	0-0	0	0	0
22 Weatherly	14	8	6	2.5-22.5	0-0	0	0	0
23 Ojemudia	11	11	0	0-0	0-0	0	0	0
24 J. Harris	10	7	3	0-0	0-0	0	0	0
25 Hainston	9	6	3	0-0	0-0	4	0	0
26 Jewell	8	7	1	0-0	0-0	0	0	0
27 Robinson	5	5	0	0-0	0-0	0	0	0
28 Agim	4	4	0	1.5-7	0-0	1	0	0
29 Mintze	3	3	0	0-0	0-0	0	0	0
31 Patrick	3	3	0	0-0	0-0	0	0	0
32 Ford	1	1	0	0-0	0-0	0	0	0
33 Locke	1	1	0	0-0	0-0	0	0	0
Spencer	1	0	0	0-0	0-0	0	0	0
TOTALS	968	606	362	36-249	13-221	73	0	5

2021 GAMES STARTED

OFFENSE

QB Bridgewater, Teddy	14
QB Lock, Drew	3
RB Gordon III, Melvin	16
RB Williams, Javonte	1
WR Sutton, Courtland	16
WR Patrick, Tim	16
TE Fant, Noah	16
TE Okuegbunam, Albert	6
WR Jedy, Jerry	5
WR Saubert, Eric	4
WR Hamler, KJ	2
WR Hinton, Kendall	1
WR Williams, Seth	1
C Cushenberry III, Lloyd	16
G Risner, Dalton	15
T Bolles, Garrett	14
T Massie, Bobby	13
G/C Meinerz, Quinn	9
G Glasgow, Graham	7
T Fleming, Cameron	4
G Muti, Netani	3
T Anderson, Calvin	3
G/C Schlottmann, Austin	1

DEFENSE

DE Harris, Shelby	16
DE Jones, Dre'Mont	7
NT Purcell, Mike	10
DL Williams, Deshaun	10
OLB Reed, Malik	13
OLB Chubb, Bradley	7
OLB Miller, Von	7
OLB Cooper, Jonathan	5
OLB Patrick, Aaron	6
OLB Weatherly, Stephen	4
ILB Browning, Garon	6
ILB Johnson, Alexander	6
ILB Young, Kenny	6
ILB Strnad, Justin	5
ILB Griffith, Jonas	4
ILB Jewell, Josey	2
ILB Kiser, Micah	2
S Simmons, Justin	17
S Jackson, Kareem	15
S Sterns, Caden	2
CB Surtain II, Pat	15
CB Darby, Ronald	11
CB Fuller, Kyle	10
CB Callahan, Bryce	6
CB Hainston, Nate	6
CB Ojemudia, Michael	1

2021 COACHES

Vic Fangio - Head Coach; **Ed Donatelli** - Defensive Coordinator; **Tom McMahon** - Special Teams Coordinator; **Pat Shurmur** - Offensive Coordinator; **Zach Azzanni** - Wide Receivers; **Chris Beake** - Def. Pass Game Specialist; **Chris Cook** - Off. Quality Control; **Chris Gould** - Asst. Special Teams; **Wade Harman** - Tight Ends; **Reggie Herring** - Linebackers; **Mike Hiestand** - Asst. Defensive Line/Asst. to Head Coach; **Korey Jones** - Asst. Strength and Conditioning; **Bill Kollar** - Defensive Line; **Chris Kuper** - Asst. Offensive Line; **Loren Landow** - Strength and Conditioning; **Mark Locher** - Asst. Strength and Conditioning; **Curtis Modkins** - Running Backs; **Mike Munchak** - Offensive Line; **Pierre Ngo** - Asst. Strength and Conditioning; **John Pagano** - Outside Linebackers; **Christian Parker** - Defensive Backs; **Justin Rascati** - Off. Quality Control; **Matt Sheldon** - Senior Analyst; **Mike Shula** - Quarterbacks; **Nathaniel Willingham** - Def. Quality Control; **Emily Zailer** - Asst. Player Performance.

2021 LEADERS / RANKINGS

INDIVIDUAL	PLAYER	NO.	AFC RANK	NFL RANK	NFL LEADER	NO.
Points	McManus	111	11th	T-19th	Two Players	150
Rushing Yards	Gordon III	318	7th	11th	Taylor (Ind.)	1,811
Passing Yards	Bridgewater	3,052	11th	23rd	Brady (T.B.)	5,316
Passer Rating	Bridgewater	94.9	4th	12th	Rodgers (G.B.)	111.9
Receiving Yards	Sutton	776	22nd	46th	Kupp (LAR)	1,947
Receptions	Fant	68	21st	T-39th	Kupp (LAR)	145
Interceptions	Simmons	5	T-2nd	T-4th	Diggs (Dal.)	11
Sacks	S. Harris	6	T-24th	T-51st	Watt (Pit.)	22.5

AFC OFFENSE	NO.	RANK	NFL RANK	NFL LEADER	NO.
Points Per Game	19.7	13th	T-23rd	Dallas	31.2
Total Yards Per Game	330.5	11th	19th	Dallas	407.0
Yards Per Play	5.4	10th	19th	San Francisco	6.1
Rushing Yards Per Game	119.1	7th	13th	Philadelphia	159.7
Net Passing Yds. Per Game	211.4	10th	19th	Tampa Bay	307.6

AFC DEFENSE	NO.	RANK	NFL RANK	NFL LEADER	NO.
Points Per Game	18.9	3rd	3rd	Buffalo	17.0
Total Yards Per Game	326.1	4th	8th	Buffalo	272.8
Yards Per Play	5.3	6th	13th	Buffalo	4.6
Rushing Yards Per Game	111.3	8th	15th	Baltimore	84.5
Net Passing Yds. Per Game	214.8	4th	8th	Buffalo	163.0

2021 KEY AWARDS

AP All-Pro (1): S Justin Simmons (second team). **PFWA All-Rookie Team (2):** CB Pat Surtain II, RB Javonte Williams. **Darrent Williams Good Guy Award (1):** QB Teddy Bridgewater. **Demaryius Thomas Team MVP Award (1):** S Justin Simmons.

2021 NFL STANDINGS

AFC EAST

Team	W	L	T	Pct	PF	PA
xz-Buffalo	11	6	0	.647	483	289
xy-New England	10	7	0	.588	462	303
Miami	9	8	0	.529	343	371
N.Y. Jets	4	13	0	.235	310	504

AFC NORTH

Team	W	L	T	Pct	PF	PA
xz-Cincinnati	10	7	0	.588	460	376
xy-Pittsburgh	9	7	1	.559	343	398
Cleveland	8	9	0	.471	349	371
Baltimore	8	9	0	.471	387	392

AFC SOUTH

Team	W	L	T	Pct	PF	PA
xz-Tennessee	12	5	0	.706	419	354
Indianapolis	9	8	0	.529	451	365
Houston	4	13	0	.235	280	452
Jacksonville	3	14	0	.176	253	457

AFC WEST

Team	W	L	T	Pct	PF	PA
xz-Kansas City	12	5	0	.706	480	364
xy-Las Vegas	10	7	0	.588	374	439
L.A. Chargers	9	8	0	.529	474	459
Denver	7	10	0	.412	335	322

NFC EAST

Team	W	L	T	Pct	PF	PA
xz-Dallas	12	5	0	.706	530	358
xy-Philadelphia	9	8	0	.529	444	385
Washington	7	10	0	.412	335	434
N.Y. Giants	4	13	0	.235	258	416

NFC NORTH

Team	W	L	T	Pct	PF	PA
xz-Green Bay	13	4	0	.765	450	371
Minnesota	8	9	0	.471	425	426
Chicago	6	11	0	.353	311	407
Detroit	3	13	1	.206	325	467

NFC SOUTH

Team	W	L	T	Pct	PF	PA
xz-Tampa Bay	13	4	0	.765	511	353
New Orleans	9	8	0	.529	364	335
Atlanta	7	10	0	.412	313	409
Carolina	5	12	0	.294	304	454

NFC WEST

Team	W	L	T	Pct	PF	PA
xz-L.A. Rams	12	5	0	.706	460	372
xy-Arizona	11	6	0	.647	449	366
xy-San Francisco	10	7	0	.588	427	365
Seattle	7	10	0	.412	395	366

x - Playoffs; y - Wild Card Berth; z - Division Title; * - Clinched Division & Home-Field

WILD CARD PLAYOFF GAMES

1/15 - at Cincinnati 26, Las Vegas 19
 1/15 - at Buffalo 47, New England 17
 1/16 - at Tampa Bay 31, Philadelphia 15
 1/16 - San Francisco 23, Dallas 17
 1/16 - at Kansas City 42, Pittsburgh 21
 1/17 - at L.A. Rams 34, Arizona 11

DIVISIONAL PLAYOFF GAMES

1/22 - Cincinnati 19, at Tennessee 16
 1/22 - San Francisco 13, at Green Bay 10
 1/23 - L.A. Rams 30, at Tampa Bay 27
 1/23 - at Kansas City 42, Buffalo 36 OT

CONFERENCE CHAMPIONSHIPS

1/30 - Cincinnati 27, at Kansas City 24 OT
 1/30 - at L.A. Rams 20, San Francisco 17

SUPER BOWL LVI (LOS ANGELES)

2/13 - L.A. Rams 23, Cincinnati 20

2020 DEFENSIVE STATS

(based on unofficial press box statistics)

	TT	UT	A	S-YDS	I-YDS	PD	FF	FR
1 Johnson	124	72	52	1-10	0-0	2	2	0
2 Jewell	111	66	45	2-16	0-0	4	0	0
3 Simmons	96	77	19	0-0	5-90	9	0	1
4 Jackson	90	67	23	0-0	1-13	4	0	2
5 Ojemudia	62	55	7	0-0	0	6	4	0
6 Reed	51	32	19	8-61.5	0-0	1	1	0
7 Callahan	42	36	6	0-0	2-0	5	0	0
8 Chubb	42	26	16	7.5-50	0-0	0	1	0
9 Jones	41	26	15	6.5-36	0-0	2	0	0
10 D. Williams	37	20	17	2-7	1-1	3	0	0
11 S. Harris	32	20	12	2.5-16	0-0	7	1	0
12 Attaochu	30	23	7	5-22	0-0	1	1	0
13 Bouye	23	21	2	0-0	0	6	0	0
14 Bassey	22	20	2	0-0	1-26	2	0	0
15 Bausby	19	19	0	0-0	0-0	5	0	0
16 Parks	18	16	2	1-16	0-0	0	0	0
17 Walker	18	9	9	4.5-28.5	0-0	0	1	0
18 Purcell	15	10	5	1-10	0-0	0	0	0
19 Casey	14	7	7	0-0	0	3	0	0
20 Chickillo	11	7	4	1-9	0-0	1	0	0
21 S. Williams	9	4	5	0-0	0-0	2	0	0
22 Motley	8	5	3	0-0	0-0	1	0	1
23 Agim	8	2	6	0-0	0-0	1	0	0
24 Dawson	5	0	5	0-0	0-0	0	0	0
25 D. Harris	3	3	0	0-0	0-0	0	0	0
26 Holder	3	2	1	0-0	0-0	0	0	0
27 Toliver II	3	2	1	0-0	0-0	0	0	0
28 Tuszka	2	1	1	0-0	0-0	0	0	0
29 Locke	1	1	0	0-0	0-0	0	0	0
30 Jones	1	0	1	0-0	0-0	0	0	0
TOTALS	941	649	292	42-282	10-130	64	11	5

2020 GAMES STARTED

OFFENSE		DEFENSE	
QB Lock, Drew	13	DE Harris, Shelby	11
QB Driskel, Jeff	1	DE Jones, DreMont	8
QB Rypien, Brett	1	DE Walker, DeMarcus	4
RB Gordon III, Melvin	10	DE Casey, Jurrell	3
RB Lindsay, Phillip (1 at QB)	8	NT Harris, DeShawn (1 at DE)	11
FB Cox, Jeremy	1	NT Purcell, Mike	6
WR Patrick, Tim	14	OLB Chubb, Bradley	14
WR Jewdy, Jerry	14	OLB Reed, Malik	13
WR Hamler, KJ	4	OLB Attaochu, Jeremiah	5
WR Hamilton, DaeSean	2	ILB Jewell, Josey	16
WR Sutton, Courtland	1	ILB Johnson, Alexander	16
TE Fant, Noah	11	S Jackson, Kareem	16
TE Vannett, Nick	11	S Simmons, Justin	16
TE Butt, Jake	1	CB Ojemudia, Michael (1 at DE)	11
C Cushmanberry III, Lloyd	16	CB Callahan, Bryce	10
G Risner, Dalton	16	CB Bouye, A.J.	7
T Bolles, Garrett	1	CB Bausby, Essang (all at DE)	3
G Glasgow, Graham	13	CB Bausby, De Vante	3
T Dotson, Demar	8	CB Dawson, Duke (at DE)	1
T Wilkinson, Elijah	7	CB Harris, Davontae	1
T Anderson, Calvin	2	CB Motley, Parnell	1
G/C Schlottmann, Austin	2		
G Muti, Ntani	1		

2020 COACHES

Vic Fangio - Head Coach; **Ed Donatelli** - Defensive Coordinator; **Tom McMahon** - Special Teams Coordinator; **Pat Shurmur** - Offensive Coordinator; **Zach Azanski** - Wide Receivers; **Chris Beake** - Def. Quality Control; **Rob Calabrese** - Off. Quality Control; **Chris Gould** - Asst. Special Teams; **Wade Harman** - Tight Ends; **Reggie Herring** - Linebackers; **Mike Hiestand** - Asst. to Head Coach/Def. Quality Control; **Renaldo Hill** - Defensive Backs; **Korey Jones** - Asst. Strength and Conditioning; **Bill Kollar** - Defensive Line; **Chris Kuper** - Asst. Offensive Line; **Loren Landow** - Strength and Conditioning; **Anthony Lombardo** - Asst. Strength and Conditioning; **Curtis Modkins** - Running Backs; **Mike Munchak** - Offensive Line; **John Pagano** - Outside Linebackers; **Justin Rascati** - Off. Quality Control; **Mike Shula** - Quarterbacks; **Cedric Smith** - Asst. Strength and Conditioning; **Nathaniel Wittingham** - Def. Quality Control; **Emily Zaler** - Asst. Player Performance.

2020 LEADERS / RANKINGS

INDIVIDUAL	PLAYER	NO.	AFC RANK	NFL RANK	NFL LEADER	NO.
Points	McManus	108	T-8	T-18	Three Players (Ten.)	144
Rushing Yards	Gordon III	386	7	10	Henry (Ten.)	2,027
Passing Yards	Lock	2,933	10	21	Watson (Hou.)	4,823
Passer Rating	Driskel	78.4	39	72	Rodgers (G.B.)	121.5
Receiving Yards	Jewdy	866	15	32	Diggs (Buf.)	1,535
Receptions	Fant	62	T-17	T-44	Diggs (Buf.)	127
Interceptions	Simmons	5	4	T-4	Howard (Mia.)	10
Sacks	Reed	8	T-7	T-21	T.J. Watt (Pit.)	15.0

OFFENSE	NO.	RANK	NFL RANK	NFL LEADER	NO.
Points Per Game	20.2	13	28	Green Bay	31.8
Total Yards Per Game	335.6	11	23	Kansas City	415.8
Yards Per Play	5.2	12	T-24	Houston	6.4
Rushing Yards Per Game	119.9	6	13	Baltimore	191.9
Net Passing Yds. Per Game	215.7	12	26	Kansas City	303.4

DEFENSE	NO.	RANK	NFL RANK	NFL LEADER	NO.
Points Per Game	27.9	12	25	L.A. Rams	18.5
Total Yards Per Game	367.9	T-9	T-20	L.A. Rams	28.9
Yards Per Play	5.6	8	20	L.A. Rams	4.6
Rushing Yards Per Game	130.0	12	25	Tampa Bay	80.6
Net Passing Yds. Per Game	237.9	7	T-16	L.A. Rams	190.7

2020 KEY AWARDS

Pro Bowl (2): OLB Bradley Chubb, S Justin Simmons

2020 NFL STANDINGS

AFC EAST

Team	W	L	T	Pct	PF	PA
y-Buffalo	13	3	0	.813	501	375
Miami	10	6	0	.625	404	338
New England	7	9	0	.438	326	353
N.Y. Jets	2	14	0	.125	243	457

AFC NORTH

Team	W	L	T	Pct	PF	PA
y-Pittsburgh	12	4	0	.750	416	312
x-Baltimore	11	5	0	.688	468	303
x-Cleveland	11	5	0	.688	408	419
Cincinnati	4	11	1	.281	311	424

AFC SOUTH

Team	W	L	T	Pct	PF	PA
y-Tennessee	11	5	0	.688	491	369
x-Indianapolis	11	5	0	.688	451	432
Houston	4	12	0	.250	384	464
Jacksonville	1	15	0	.063	306	492

AFC WEST

Team	W	L	T	Pct	PF	PA
yz*-Kansas City	14	2	0	.875	473	362
Las Vegas	8	8	0	.500	434	478
L.A. Chargers	7	9	0	.438	384	426
Denver	5	11	0	.313	323	446

NFC EAST

Team	W	L	T	Pct	PF	PA
y-Washington	7	9	0	.438	335	329
N.Y. Giants	6	10	0	.375	280	357
Dallas	6	10	0	.375	395	473
Philadelphia	4	10	1	.300	320	398

NFC NORTH

Team	W	L	T	Pct	PF	PA
yz*-Green Bay	13	3	0	.813	509	369
x-Chicago	8	8	0	.500	372	370
Minnesota	7	9	0	.438	430	475
Detroit	5	11	0	.313	377	519

NFC SOUTH

Team	W	L	T	Pct	PF	PA
y-New Orleans	12	4	0	.750	482	337
x-Tampa Bay	11	5	0	.688	492	355
Carolina	5	11	0	.313	350	402
Atlanta	4	12	0	.250	396	414

NFC WEST

Team	W	L	T	Pct	PF	PA
y-Seattle	12	4	0	.750	459	371
x-L.A. Rams	10	6	0	.625	372	296
Arizona	8	8	0	.500	410	376
San Francisco	6	10	0	.375	376	390

x - Playoffs; y - Division Title; z - First-round Bye; * - Home-field Advantage

WILD CARD PLAYOFF GAMES

1/9 - at Buffalo 27, Indianapolis 24
 1/9 - L.A. Rams 30, at Seattle 20
 1/9 - Tampa Bay 31, at Washington 23
 1/10 - Baltimore 20, at Tennessee 13
 1/10 - at New Orleans 21, Chicago 9
 1/10 - Cleveland 48, at Pittsburgh 37

DIVISIONAL PLAYOFF GAMES

1/16 - at Green Bay 31, L.A. Rams 18
 1/16 - at Buffalo 17, Baltimore 3
 1/17 - at Kansas City 22, Cleveland 17
 1/17 - Tampa Bay 30, at New Orleans 20

CONFERENCE CHAMPIONSHIPS

1/24 - Tampa Bay 31, at Green Bay 26
 1/24 - at Kansas City 38, Buffalo 24

SUPER BOWL LV (TAMPA BAY)

2/7 - Tampa Bay 31, Kansas City 9

2019 FINAL STATISTICS (7-9)

Head Coach: Vic Fangio AFC West: 2nd Home Stadium: Empower Field at Mile High

Date	W-L	Score	Opponent	Attendance	RUSHING	No.	Yds.	Avg.	Long	TD
Sep 9	L	16-24	at Oakland Raiders	52,359	Lindsay	224	1,011	4.5	40	7
Sep 15	L	14-16	Chicago Bears	76,885	Freeman	132	496	3.8	26	3
Sep 22	L	16-27	at Green Bay Packers	78,078	Lock	18	72	4.0	12	0
Sep 29	L	24-26	Jacksonville Jaguars	76,219	Allen	10	39	3.9	11	0
Oct 6	W	20-13	at Los Angeles Chargers	25,357	Flacco	12	20	1.7	9	0
Oct 13	W	16-0	Tennessee Titans	75,815	Sutton	3	17	5.7	9	0
Oct 17	L	6-30	Kansas City Chiefs	76,748	Booker	2	9	4.5	5	0
Oct 27	L	13-16	at Indianapolis Colts	61,653	Spencer	3	6	2.0	9	0
Nov 3	W	24-19	Cleveland Browns	76,743	Beck	1	3	3.0	3	0
Nov 17	L	23-27	at Minnesota Vikings	66,883	Janovich	1	1	1.0	1	1
Nov 24	L	3-20	at Buffalo Bills	67,338	Fant	3	-12	-4.0	-2	0
Dec 1	W	23-20	Los Angeles Chargers	74,638	BRONCOS	409	1,662	4.1	40	11
Dec 8	W	38-24	at Houston Texans	71,769	OPPONENTS	426	1,783	4.2	81	9
Dec 15	L	3-23	at Kansas City Chiefs	73,257	RECEIVING	No.	Yds.	Avg.	Long	TD
Dec 22	W	27-17	Detroit Lions	74,115	Sutton	72	1,112	15.4	70	6
Dec 29	W	16-15	Oakland Raiders	76,334	Freeman	43	256	6.0	19	1

TEAM STATISTICS	Den	Opp
TOTAL FIRST DOWNS	279	305
Rushing	77	96
Passing	162	175
Penalty	40	34
3RD DOWN: MADE/ATT	64/202	79/211
3rd Down Pct.	31.7%	37.4%
4TH DOWN: MADE/ATT	11/16	9/19
4th Down Pct.	68.8%	47.4%
POSSESSION AVG.	29:21	30:39
TOTAL NET YARDS	4,777	5,392
Avg. Per Game	298.6	337.0
Total Plays	954	1,003
AVG. PER PLAY	5.0	5.4
NET YARDS RUSHING	1,662	1,783
Avg. Per Game	103.9	111.4
Total Rushes	409	426
NET YARDS PASSING	3,115	3,609
Avg. Per Game	194.7	225.6
Sacked/Yards Lost	41/286	40/213
Gross Yards	3,401	3,822
Att./Completions	504/312	537/348
Completion Pct.	61.9%	64.8%
Had Intercepted	10	10
PUNTS/AVERAGE	78/44.4	71/46.5
NET PUNTING AVG.	78/39.4	71/41.9
PENALTIES/YARDS	110/912	121/1,104
FUMBLES/BALL LOST		16/7
TOUCHDOWNS	28	31
Rushing	11	9
Passing	16	19
Returns	1	3

SCORE BY PERIODS	1	2	3	4	OT	PTS
BRONCOS	78	95	52	57	0	282
OPPONENTS	39	86	87	104	0	316

SCORING	TD	Ru	Pa	Ret	PAT	FG	2pt	PTS
McManus	0	0	0	0	25/26	29/34	0	112
Lindsay	7	7	0	0	0/0	0/0	0	42
Sutton	6	0	6	0	0/0	0/0	0	36
Freeman	4	3	1	0	0/0	0/0	0	24
Fant	3	0	3	0	0/0	0/0	0	18
Sanders	2	0	2	0	0/0	0/0	1	14
Beck	1	0	1	0	0/0	0/0	0	6
Fumagalli	1	0	1	0	0/0	0/0	0	6
Hamilton	1	0	1	0	0/0	0/0	0	6
Heurman	1	0	1	0	0/0	0/0	0	6
Jackson	1	0	0	1	0/0	0/0	0	6
Janovich	1	1	0	0	0/0	0/0	0	6
BRONCOS	28	11	16	3	25/26	29/34	1	282
OPPONENTS	31	9	19	3	26/27	34/39	1	316

2-PT. CONVERSIONS: BRONCOS 1-2, OPPONENTS 1-4

SACKS: Miller 8.0, Wolfe 7.0, S. Harris 6.0, Walker 4.0, Attaochu 3.5, D. Jones 3.5, Reed 2.0, Jewell 1.5, Johnson 1.5, Chubb 1.0, Hollins 1.0, Parks 1.0, **BRONCOS: 40.0, OPPONENTS: 41.0**
FUM/LOST: Flacco 8/3, Spencer 3/1, Lock 3/1, Sutton 2/0, Wadman 1/0, Brown 1/0, Fant 1/1, McGovern 1/0, Simmons 1/0.

PASSING	Att.	Comp.	Yds.	Comp.%	Yds/Att.	TD%	Int	Int%	Long	Sack/Lost	Rating	
Flacco	262	171	1,822	65.3	7.0	6	2.3	5	1.9	70	25/194	85.1
Lock	156	100	1,020	64.1	6.6	7	4.5	3	1.9	48	5/26	89.7
Allen	84	39	515	46.4	6.1	3	3.6	2	2.4	75	9/59	68.3
Sutton	1	1	38	100.0	38.0	0	0.0	0	0.0	38	0/0	118.8
Beck	1	1	6	100.0	6.0	0	0.0	0	0.0	6	0/0	91.7
Wadman	0	0	0	—	—	0	—	—	—	—	1/7	—
BRONCOS	504	312	3,401	61.9	6.8	16	3.2	10	2.0	75	41/286	84.1
OPPONENTS	537	346	3,822	64.8	7.1	19	3.5	10	1.9	75	40/213	89.8

RECEIVING	No.	Yds.	Avg.	Long	TD
Sutton	72	1,112	15.4	70	6
Freeman	43	256	6.0	19	1
Fant	40	562	14.1	75	3
Lindsay	35	196	5.6	36	3
Sanders	30	367	12.2	53	2
Hamilton	28	297	10.6	28	1
Patrick	16	218	13.6	38	0
Heurman	14	114	8.1	26	1
Beck	9	90	10.0	29	1
Booker	6	57	9.5	25	0
Fumagalli	6	38	6.3	9	1
Spencer	6	31	5.2	20	0
Janovich	5	42	8.4	22	0
Brown	2	21	10.5	16	0
BRONCOS	312	3,401	10.9	75	16
OPPONENTS	348	3,822	11.0	75	19

INTERCEPTIONS	No.	Yds.	Avg.	Long	TD
Simmons	4	30	7.5	17	0
Jackson	2	28	14.0	24	0
Harris Jr.	1	11	11.0	11	0
Parks	1	11	11.0	11	0
Jones	1	7	7.0	7	0
Johnson	1	0	0.0	0	0
BRONCOS	10	87	8.7	24	0
OPPONENTS	10	118	11.8	31	0

PUNTING	No.	Yds.	Avg.	Net	TB	In20	Long	B
Wadman	78	3,464	44.4	39.4	4	29	64	0
BRONCOS	78	3,464	44.4	39.4	4	29	64	0
OPPONENTS	71	3,303	46.5	41.9	6	35	75	0

PUNT RETURNS	No.	FC	Yds.	Avg.	Long	TD
Spencer	26	29	208	8.0	42	0
Brown	1	0	0	0.0	0	0
BRONCOS	27	29	208	7.7	42	0
OPPONENTS	32	21	314	9.8	68	2

KICKOFF RETURNS	No.	Yds.	Avg.	Long	TD
Spencer	15	436	29.1	60	0
Booker	5	112	22.4	32	0
Patrick	1	-14	-14.0	-14	0
BRONCOS	21	534	25.4	60	0
OPPONENTS	17	456	26.8	72	0

FIELD GOALS	1-19	20-29	30-39	40-49	50+
McManus	0/0	6/6	9/9	10/12	4/7
BRONCOS	0/0	6/6	9/9	10/12	4/7
OPPONENTS	0/0	10/10	11/12	8/11	5/6

MCMANUS: (64N, 26G, 26G, 39G) (43G, 32G) (30G) (33G) (40G, 54N, 46G) (31G, 53G, 48G) (45N) (21G, 29G) (43G) (47G, 29G, 41G, 43N) (45G) (31G, 52G, 53G) (36G) (32G) (34G, 26G) (43G, 49G, 51G, 57N) **OPPONENTS:** (29G) (40G, 52G, 53G) (42G, 41G, 45N) (25G, 40G, 34G, 33G) (48B, 45G, 32G) (33G, 20G, 39G) (45N, 55G, 45G, 51G) (39G, 30G, 27G, 30G) (39G, 23G) (30G, 55N, 46G) (54G) (23G, 24G, 44G) (26G) (39N, 23G, 33G, 28G)

2019 DEFENSIVE STATS

(based on unofficial press box statistics)

	TT	UT	A	S-YDS	I-YDS	PD	FF	FR
1 Davis	134	78	56	0-0	0-0	1	0	0
2 Simmons	93	65	28	0-0	4-30	15	0	0
3 Johnson	93	51	42	1.5-3.5	1-0	3	2	1
4 Jackson	71	48	23	0-0	2-28	10	1	0
5 Harris Jr.	56	44	12	0-0	1-11	6	1	0
6 S. Harris	49	28	21	6-33	0-0	9	1	0
7 Purcell	48	28	20	0-0	0-0	0	0	0
8 Miller	46	33	13	8-32.5	0-0	2	0	0
9 Yiadom	38	28	10	0-0	0-0	4	0	0
10 Wolfe	34	23	11	7-41	0-0	1	1	0
Jewell	34	18	16	1.5-5	0-0	0	0	0
12 D. Harris	32	27	5	0-0	0-0	3	0	0
13 Parks	31	25	6	1-7	1-11	2	0	0
14 Reed	24	15	9	2-11	0-0	1	0	1
15 Walker	22	13	9	4-24	0-0	1	0	0
16 Chubb	21	18	5	1-7	0-0	1	1	0
Hollins	21	12	9	1-7	0-0	2	0	0
18 Dawson Jr.	19	15	4	0-0	0-0	2	0	1
Marshall	19	13	6	0-0	0-0	0	1	1
20 Attaochu	17	12	5	4-20	0-0	0	0	1
21 Gotsis	16	11	5	0-0	0-0	2	0	0
22 D. Jones	14	8	6	4-23	1-7	2	0	0
23 Bausby	12	8	4	0-0	0-0	3	0	0
24 Nelson	9	6	3	0-0	0-0	0	0	0
25 J. Harris	9	4	3	0-0	0-0	0	0	0
26 Sensabaugh	2	1	1	0-0	0-0	0	0	0
27 Gooden	1	1	0	0-0	0-0	0	0	0
Peko	1	0	1	0-0	0-0	0	0	0
Sizer	1	0	1	0-0	0-0	0	0	0
TOTALS	965	628	337	40-213	10-87	70	8	5

2019 GAMES STARTED

QB	RB	FB	WR	TE	T/FB	G/T	T	CB	OB
QB Flacco, Joe	8								
QB Lock, Drew	5								
QB Allen, Brandon	3								
RB Lindsay, Phillip	16								
FB Yanovich, Andy	3								
WR Sutton, Courtland	14								
WR Sanders, Emmanuel	7								
WR Hamilton, DaeSean	2								
WR Patrick, Tim	2								
WR Spencer, Dontae	2								
WR Brown, Fred	1								
TE Fant, Noah	11								
TE Heurman, Jeff	11								
T/FB Beck, Andrew	6								
TE Fumagalli, Troy	5								
T Bolles, Garrett	16								
G/T Wilkinson, Elijah	12								
T James, Ja'Wuan	3								
T Rodgers, Jake	1								
CB McGovern, Connor	16								
G/C Schlottmann, Austin	4								
G Leary, Ron	12								

2019 COACHES

Vic Fangio - Head Coach; **Ed Donatelli** - Defensive Coordinator; **Tom McMahon** - Special Teams Coordinator; **Rich Scangarell** - Offensive Coordinator; **Zach Ezzani** - Wide Receivers; **Chris Beake** - Def. Quality Control; **Rob Calabrese** - Off. Quality Control; **Chris Gauld** - Asst. Special Teams; **Wade Harman** - Tight Ends; **Reggie Herring** - Linebackers; **Mike Hiestand** - Asst. to Head Coach/Def. Quality Control; **Renaldo Hill** - Defensive Backs; **Tyler Hill** - Asst. Strength and Conditioning; **Bill Kollar** - Defensive Line; **Chris Kuper** - Asst. Offensive Line; **Loren Landow** - Strength and Conditioning; **Anthony Lomando** - Asst. Strength and Conditioning; **T.C. McCartney** - Quarterbacks; **Curtis Modkins** - Running Backs; **Mike Munchak** - Offensive Line; **Justin Rascati** - Off. Quality Control; **Cedric Smith** - Asst. Strength and Conditioning; **Brandon Staley** - Outside Linebackers; **Nathaniel Willingham** - Def. Quality Control.

2019 LEADERS / RANKINGS

INDIVIDUAL	PLAYER	NO.	AFC RANK	NFL RANK	NFL LEADER	NO.
Points	McManus	112	5	13	Butker (K.C.)	147
Rushing Yards	Lindsay	1,011	10	15	Henry (TEN)	1,540
Passing Yards	Flacco	1,822	15	30	Winston (T.B.)	4,109
Passer Rating	Flacco	85.1	12	25	Tannehill (TEN)	117.5
Receiving Yards	Sutton	1,112	8	19	Thomas (N.O.)	1,725
Receptions	Sutton	72	13	30	Thomas (N.O.)	149
Interceptions	Simmons	4	T-9	T-11	Three Players	6
Sacks	Miller	8	T-15	T-33	Barrett (T.B.)	19.5

AFC NFL	NO.	RANK	RANK	NFL LEADER	NO.
Points Per Game	17.6	14th	28th	Baltimore	33.2
Total Yards Per Game	298.6	14th	28th	Dallas	431.5
Yards Per Play	5.0	12th	26th	Dallas	6.5
Rushing Yards Per Game	103.9	10th	20th	Baltimore	206.0
Net Passing Yds. Per Game	194.7	13th	28th	Tampa Bay	302.8

DEFENSE	NO.	RANK	RANK	NFL LEADER	NO.
Points Per Game	19.8	6th	10th	New England	14.1
Total Yards Per Game	337.0	7th	12th	New England	275.9
Yards Per Play	5.4	7th	14th	New England	4.7
Rushing Yards Per Game	111.4	9th	16th	Tampa Bay	73.8
Net Passing Yds. Per Game	225.6	8th	11th	San Francisco	169.2

2019 KEY AWARDS

Pro Bowl (2): OLB Von Miller, WR Courtland Sutton **AP All-Pro (1):** S Justin Simmons (second team).

2019 NFL STANDINGS

AFC EAST

Team	W	L	T	Pct	PF	PA
yx-New England	12	4	0	0.75	420	225
x-Buffalo	10	6	0	0.625	314	259
N.Y. Jets	7	9	0	0.438	276	359
Miami	5	11	0	0.313	306	494

AFC NORTH

Team	W	L	T	Pct	PF	PA
z-yc-Baltimore	14	2	0	0.875	531	282
Pittsburgh	8	8	0	0.5	289	303
Cleveland	6	10	0	0.375	335	393
Cincinnati	2	14	0	0.125	279	420

AFC SOUTH

Team	W	L	T	Pct	PF	PA
yx-Houston	10	6	0	0.625	378	385
x-Tennessee	9	7	0	0.563	402	331
Indianapolis	7	9	0	0.438	361	373
Jacksonville	6	10	0	0.375	300	397

AFC WEST

Team	W	L	T	Pct	PF	PA
zyx-Kansas City	12	4	0	0.75	451	308
Denver	7	9	0	0.438	282	316
Oakland	7	9	0	0.438	313	419
L.A. Chargers	5	11	0	0.313	337	345

NFC EAST

Team	W	L	T	Pct	PF	PA
yx-Philadelphia	9	7	0	0.563	385	354
Dallas	8	8	0	0.5	434	321
N.Y. Giants	4	12	0	0.25	341	451
Washington	3	13	0	0.188	266	435

NFC NORTH

Team	W	L	T	Pct	PF	PA
zyx-Green Bay	13	3	0	0.813	376	313
x-Minnesota	10	6	0	0.625	407	303
Chicago	8	8	0	0.5	280	298
Detroit	3	12	1	0.188	341	423

NFC SOUTH

Team	W	L	T	Pct	PF	PA
yx-New Orleans	13	3	0	0.813	458	341
Atlanta	7	9	0	0.438	381	399
Tampa Bay	7	9	0	0.438	438	449
Carolina	5	11	0	0.313	346	470

NFC WEST

Team	W	L	T	Pct	PF	PA
z-yc-San Francisco	13	3	0	0.813	479	310
x-Seattle	11	5	0	0.688	405	398
L.A. Rams	9	7	0	0.563	394	364
Arizona	5	10	1	0.313	361	442

x - Playoffs; y - Division Title; z - First-round Bye; ~ - Home-field Advantage

WILD CARD PLAYOFF GAMES

- 1/4 - at Houston 22, Buffalo 19
- 1/4 - Tennessee 20, at New England 13
- 1/5 - Minnesota 26, at New Orleans 20
- 1/5 - Seattle 17, at Philadelphia 9

DIVISIONAL PLAYOFF GAMES

- 1/11 - at San Francisco 27, Minnesota 10
- 1/11 - Tennessee 28, at Baltimore 12
- 1/12 - at Kansas City 51, Houston 31
- 1/12 - at Green Bay 28, Seattle 23

CONFERENCE CHAMPIONSHIPS

- 1/19 - at Kansas City 35, Tennessee 24
- 1/19 - at San Francisco 37, Green Bay 20

SUPER BOWL LIV (MIAMI)

- 2/2 - Kansas City 31, San Francisco 20

StatCrew.com Year-by-Year Stats

2018 FINAL STATISTICS (6-10)

Head Coach: Vance Joseph AFC West: 3rd Home Stadium: Broncos Stadium at Mile High

Date	W-L	Score	Opponent	Attendance
Sep 9	W	27-24	Seattle Seahawks	76,761
Sep 16	W	20-19	Oakland Raiders	76,696
Sep 23	L	14-27	at Baltimore Ravens	70,156
Oct 1	L	23-27	Kansas City Chiefs	76,656
Oct 7	L	16-34	at New York Jets	77,982
Oct 14	L	20-23	Los Angeles Rams	76,109
Oct 18	W	45-10	at Arizona Cardinals	62,359
Oct 28	L	23-30	at Kansas City Chiefs	77,103
Nov 4	L	17-19	Houston Texans	76,270
Nov 18	W	23-22	at Los Angeles Chargers	25,462
Nov 25	W	24-17	Pittsburgh Steelers	76,536
Dec 2	W	24-10	at Cincinnati Bengals	44,392
Dec 9	L	14-20	at San Francisco 49ers	69,449
Dec 15	L	16-17	Cleveland Browns	76,596
Dec 24	L	14-27	at Oakland Raiders	53,850
Dec 30	L	9-23	Los Angeles Chargers	75,947

TEAM STATISTICS		Den	Opp				
TOTAL FIRST DOWNS							
Rushing		107	85				
Passing		181	197				
Penalty		32	36				
3RD DOWN: MADE/ATT							
3rd Down Pct.		69/207	82/211				
4TH DOWN: MADE/ATT							
4th Down Pct.		15/25	6/11				
POSSESSION AVG.							
TOTAL NET YARDS		28:58	31:02				
Avg. Per Game		5,602	5,842				
Total Plays		350.1	365.1				
Avg. PER PLAY		1.015	1.022				
NET YARDS RUSHING							
Avg. Per Game		5.5	5.7				
Total Rushes		1,907	1,913				
NET YARDS PASSING							
Avg. Per Game		119.2	119.6				
Sacked/Yards Lost		393	429				
Gross Yards		3,695	3,929				
Att./Completions		230.9	245.6				
Completion Pct.		34/235	44/311				
Had Intercepted		3,930	4,240				
PUNTS/AVERAGE		588/367	549/353				
NET PUNTING AVG.		62.4%	64.3%				
PENALTIES/YARDS		15	17				
FUMBLES/BALL LOST		85/44.5	79/45.8				
TOUCHDOWNS		85/38.3	79/41.6				
Rushing		125/985	123/1,006				
Passing		18/6	23/11				
Returns		39	39				
SCORE BY PERIODS							
BRONCOS		1	2	3	4	OT	PTS
OPPONENTS		75	78	86	90	0	329
BRONCOS		65	136	82	96	0	349

SCORING	TD	Ru	Pa	Ret	PAT	FG	2pt	PTS
McManus	0	0	0	0	35/35	20/25	0	95
Lindsay	10	9	1	0	0/0	0/0	0	60
Freeman	5	5	0	0	0/0	0/0	0	30
Sanders	5	1	4	0	0/0	0/0	0	30
Sutton	4	0	4	0	0/0	0/0	0	24
Thomas	3	0	3	0	0/0	0/0	0	18
Heurman	2	0	2	0	0/0	0/0	0	12
Hamilton	2	0	2	0	0/0	0/0	0	12
Keenum	2	2	0	0	0/0	0/0	0	12
Janovich	1	0	1	0	0/0	0/0	0	6
Booker	1	1	0	0	0/0	0/0	0	6
Patrick	1	0	1	0	0/0	0/0	0	6
Harris	1	0	0	1	0/0	0/0	0	6
Davis	1	0	0	1	0/0	0/0	0	6
LaCosse	1	0	1	0	0/0	0/0	0	6
BRONCOS	39	18	19	2	35/35	20/25	0	329
OPPONENTS	39	11	26	2	35/39	26/31	0	349

2-PT. CONVERSIONS: BRONCOS 0-4, OPPONENTS 0-0

SACKS: Miller 14.5, Chubb 12.0, Barrett 3.0, Gotsis 3.0, Wolfe 1.5, S. Harris 1.5, Kerr 1.5, C. Harris Jr. 1.0, Ray 1.0, Dy. Thomas 1.0, Walker 1.0, Stewart 1.0, TEAM 1.0, Peko Sr. 0.5, Davis 0.5, **BRONCOS: 44.0, OPPONENTS: 34.0**

FUM/LOST: Keenum 11/2, Patrick 2/1, Booker 1/1, Cracraft 1/1, Freeman 1/1, Langley 1/0, Sanders 1/0.

PASSING	Att.	Comp.	Yds.	Comp.%	Yds/Att.
Keenum	586	365	3,890	62.3	6.6
Sanders	1	1	28	100.0	28.0
Wadman	1	1	12	100.0	12.0
BRONCOS	588	367	3,930	62.4	6.6
OPPONENTS	549	353	4,240	64.3	7.7

RUSHING	No.	Yds.	Avg.	Long	TD
Lindsay	192	1,037	5.4	65T	9
Freeman	130	521	4.0	24	5
Booker	34	183	5.4	26	1
Keenum	26	93	3.6	17	2
Sanders	4	53	13.3	35T	1
Patrick	3	17	5.7	13	0
Janovich	2	5	2.5	3	0
Kelly	1	-1	-1.0	-1	0
Sutton	1	-1	-1.0	-1	0
BRONCOS	393	1,907	4.9	65T	18
OPPONENTS	429	1,913	4.5	77T	11

RECEIVING	No.	Yds.	Avg.	Long	TD
Sanders	71	868	12.2	64T	4
Sutton	42	704	16.8	42	4
Booker	38	275	7.2	30	0
De. Thomas	36	402	11.2	45	3
Lindsay	35	241	6.9	29T	1
Heurman	31	281	9.1	36	2
Hamilton	30	243	8.1	24	2
LaCosse	24	250	10.4	44	1
Patrick	23	315	13.7	26	1
Freeman	14	72	5.1	9	0
Janovich	8	112	14.0	32	1
Butt	8	85	10.6	22	0
Parker	5	33	6.6	11	0
Cracraft	1	44	44.0	44	0
Holmes	1	5	5.0	5	0
BRONCOS	367	3,930	10.7	64T	19
OPPONENTS	353	4,240	12.0	97T	26

INTERCEPTIONS	No.	Yds.	Avg.	Long	TD
Harris Jr.	3	68	22.7	53T	1
Simmons	3	8	2.7	8	0
Stewart	2	3	1.5	3	0
Miller	1	42	42.0	42	0
Davis	1	20	20.0	20T	1
Parks	1	11	11.0	11	0
Yardum	1	4	4.0	4	0
Wolfe	1	2	2.0	2	0
S. Harris	1	0	0.0	0	0
Roby	1	0	0.0	0	0
A. Jones	1	0	0.0	0	0
Dy. Thomas	1	0	0.0	0	0
BRONCOS	17	158	9.3	53T	2
OPPONENTS	15	258	17.2	104	0

PUNTING	No.	Yds.	Avg.	Net	TB	In20	Long	B
Wadman	65	2,905	44.7	37.9	7	22	65	0
King	20	881	44.1	39.7	1	7	66	0
BRONCOS	85	3,786	44.5	38.3	8	29	66	0
OPPONENTS	73	3,346	45.8	41.6	9	31	69	1

PUNT RETURNS	No.	FC	Yds.	Avg.	Long	TD
Cracraft	12	11	40	3.3	20	0
A. Jones	10	1	25	2.5	10	0
Hamilton	3	5	31	10.3	13	0
Lindsay	3	0	23	7.7	15	0
McKenzie	2	0	13	6.5	11	0
BRONCOS	30	17	132	4.4	20	0
OPPONENTS	35	20	368	10.5	99T	1

KICKOFF RETURNS	No.	Yds.	Avg.	Long	TD
Booker	10	234	23.4	35	0
Lindsay	7	163	23.3	32	0
A. Jones	4	85	21.3	25	0
Langley	4	61	15.3	18	0
Cracraft	3	43	14.3	23	0
LaCosse	1	10	10.0	10	0
Janovich	1	8	8.0	8	0
BRONCOS	30	604	20.1	35	0
OPPONENTS	28	581	20.8	37	0

FIELD GOALS	1-19	20-29	30-39	40-49	50+
McManus	0/0	5/5	6/6	7/7	2/7
BRONCOS	0/0	5/5	6/6	7/7	2/7
OPPONENTS	0/0	6/6	7/8	11/15	2/2

MCMANUS: (51G,53G)(39G,36G)(142G,34G,46G)(30G)(28G,24G)(41G)(55N,36G)(44G,62N,51N)(34G)(41G)(50N,29G)(1)(44G,42G,29G)(58N)(28G)

OPPONENTS: (35G,46N)(26G,46G)(52G,43B,52G)(33G,21G)(30N,49G,30G)(26G,39G,47N,21G)(43G)(24G)(46G,37G)(46G,45G,30G)(48B,41G)(35G)(40G,29G)(40G)

PASSING	TD	Int	Int%	Long	Sack/Lost	Rating
Keenum	18	3.1	15	2.6	64T	34/235 81.2
Sanders	1	0.0	0	0.0	28.0	0/0 158.3
Wadman	1	0.0	0	0.0	12	0/0 116.7
BRONCOS	19	3.2	15	2.6	64T	34/235 82.1
OPPONENTS	26	4.7	17	3.1	97T	44/311 90.7

2018 DEFENSIVE STATS

(based on unofficial press box statistics)

	TT	UT	A	S-YDS	I-YDS	PD	FF	FR
1 Davis	114	80	34	0-5	1-20	7	0	0
2 Simmons	97	71	26	0-0	3-8	4	0	0
3 Stewart	60	46	14	1-4	2-3	3	0	1
Chubb	60	41	19	12-83	0-0	1	2	1
5 Jewell	51	33	18	0-0	0-0	3	0	0
6 Roby	50	45	5	0-0	1-0	12	2	0
7 C. Harris	49	40	9	1-9	3-68	10	0	0
8 Miller	48	29	19	14.5-88	1-42	3	4	1
9 Wolfe	43	31	12	1.5-13.5	1-2	6	0	1
10 Marshall	42	22	20	0-0	0-0	1	0	0
11 S. Harris	39	23	16	1.5-12.5	1-0	4	0	0
Parks	39	23	16	0-0	1-11	4	1	0
13 Gotsis	38	25	13	3-17	0-0	6	2	1
14 Kerr	33	15	18	1.5-7	0-0	1	0	0
15 Peko	31	20	11	0.5-4.5	0-0	2	0	0
16 Barrett	26	20	6	3-38	0-0	1	0	0
17 Brock	23	19	4	0-0	0-0	6	0	0
18 Yladiom	17	14	3	0-0	1-4	3	0	0
19 Cravens	16	11	5	0-0	0-0	0	0	0
20 Ray	10	6	4	1-6	0-0	1	1	0
21 A. Jones	9	9	0	0-0	1-0	3	0	0
22 Dy, Thomas	6	4	2	0-0	1-0	1	0	0
23 Holland	6	1	5	0-0	0-0	0	0	0
24 J. Jones	4	4	0	0-0	0-0	0	0	0
Walker	4	2	2	1-6	0-0	0	0	1
26 Bierria	2	1	1	0-0	0-0	0	0	0
27 Ja. Taylor	1	1	0	0-0	0-0	0	1	0
S. Thomas	1	0	1	0-0	0-0	0	0	0
TOTALS	814	586	228	44-311	17-158	82	13	8

2018 GAMES STARTED

OFFENSE		DEFENSE	
QB Keanum, Case	16	DE Wolfe, Derek	16
RB Lindsay, Phillip	8	DE Gotsis, Adam	12
RB Freeman, Royce	8	NT Peko Sr., Donata	16
FB Janovich, Andy	7	WLB Miller, Von	16
WR Sanders, Emmanuel	12	SLB Chubb, Bradley	16
WR Sutton, Courtland	8	ILB Davis, Todd	16
WR Thomas, Demaryius	5	ILB Jewell, Jesse	7
WR Hamilton, DaeSean	5	ILB Marshall, Brandon	9
WR Patrick, Tim	4	CB Roby, Bradley	15
TE Heuerman, Jeff	10	CB Harris Jr., Chris	12
TE LaCosse, Matt	5	CB Brock, Tramine	5
TE Butt, Jake	3	CB Yladiom, Isaac	1
TE Parker, Brian	1	CB Jones, Adam	2
T Bolles, Garett	16	S Simmons, Justin	16
T Veldheer, Jared	12	S Stewart, Darian	14
T Wilkinson, Elijah	9	S Parks, Will	3
C Paradis, Matt	7		
G/C McGovern, Connor	15		
G Turner, Billy	11		
G Garcia, Max	11		
G Leary, Ron	6		

2018 COACHES

Vance Joseph - Head Coach; **Tom McMahon** - Special Teams Coordinator; **Bill Musgrave** - Offensive Coordinator; **Joe Woods** - Defensive Coordinator; **Zach Azzani** - Wide Receivers; **Chris Beake** - Assistant Defensive Line; **Geep Chryst** - Tight Ends; **Charles Gordon** - Defensive Quality Control; **Chris Gould** - Assistant Special Teams; **Reggie Herring** - Linebackers; **Tyler Hill** - Assistant Strength and Conditioning; **Brian Kollar** - Defensive Line; **Chris Krugrope** - Offensive Quality Control; **Kim Kuback** - Offensive Assistant/QB; **Sean Kugler** - Offensive Line - Guards/Centers; **Loren Landow** - Strength and Conditioning; **Anthony Lomando** - Assistant Strength and Conditioning; **Curtis Modkins** - Running Backs; **Marcus Robertson** - Defensive Backs; **Cedric Smith** - Assistant Strength and Conditioning; **Chris Strausser** - Offensive Line - Tackles; **Mike Sullivan** - Quarterbacks; **Greg Williams** - Defensive Backs.

2018 LEADERS / RANKINGS

INDIVIDUAL	PLAYER	NO.	AFC RANK	NFL RANK	NFL LEADER	NO.
Points	McManus	95	9	22	Fairbairn (HOU)	150
Rushing Yards	Lindsay	1,037	3	9	Elliott (DAL)	1,434
Passing Yards	Keanum	3,890	8	14	Roethlisberger (PIT)	5,129
Passer Rating	Keanum	81.2	13	29	Brees (NO.)	115.7
Receiving Yards	Sanders	868	12	26	Jones (ATL)	1,677
Receptions	Sanders	71	12	T-28	Thomas (N.O.)	125
Interceptions	Two Players	3	T-9	T-18	Three Players	7
Sacks	Miller	14.5	3	T-4	Donals (LAR)	20.0

AFC	NFL	AFC	NFL	AFC	NFL	AFC	NFL
RANK	RANK	RANK	RANK	RANK	RANK	RANK	RANK
POINTS PER GAME	20.6	11th	24th	KANSAS CITY	35.3	10th	19th
TOTAL YARDS PER GAME	350.1	9th	19th	KANSAS CITY	425.6	10th	18th
YARDS PER PLAY	5.52	8th	18th	KANSAS CITY	6.8	10th	12th
RUSHING YARDS PER GAME	119.2	6th	12th	SEATTLE	160.0	9th	19th
NET PASSING YDS. PER GAME	230.9	9th	19th	TAMPA BAY	320.3		

DEFENSE	NO.	AFC RANK	NFL RANK	NFL LEADER	NO.
Points Per Game	21.8	9th	13th	Chicago	17.7
Total Yards Per Game	365.1	10th	22nd	Baltimore	292.9
Yards Per Play	5.7	10th	19th	Chicago	4.8
Rushing Yards Per Game	119.6	10th	21st	Chicago	80.0
Net Passing Yds. Per Game	245.6	9th	20th	Buffalo	179.2

2018 KEY AWARDS

Pro Bowl (2): CB Chris Harris Jr, LS Casey Kreiter, RB Phillip Lindsay, OLB Von Miller. **AP All-Pro (1):** OLB Von Miller (second team).

2018 NFL STANDINGS

AFC EAST

Team	W	L	T	Pct	PF	PA
yz-New England	11	5	0	0.688	436	325
Miami	7	9	0	0.438	319	433
Buffalo	6	10	0	0.375	269	374
N.Y. Jets	4	12	0	0.25	333	441

AFC NORTH

Team	W	L	T	Pct	PF	PA
y-Baltimore	10	6	0	0.625	389	287
Pittsburgh	9	6	1	0.594	428	360
Cleveland	7	8	1	0.469	359	392
Cincinnati	6	10	0	0.375	368	455

AFC SOUTH

Team	W	L	T	Pct	PF	PA
y-Houston	11	5	0	0.688	402	316
x-Indianapolis	10	6	0	0.325	433	344
Tennessee	9	7	0	0.563	310	303
Jacksonville	5	11	0	0.313	245	316

AFC WEST

Team	W	L	T	Pct	PF	PA
*yz-Kansas City	12	4	0	0.75	565	421
x-L.A. Chargers	12	4	0	0.75	428	329
Denver	6	10	0	0.375	329	449
Oakland	4	12	0	0.25	290	467

NFC EAST

Team	W	L	T	Pct	PF	PA
y-Dallas	10	6	0	0.625	339	324
x-Philadelphia	7	9	0	0.563	367	348
Washington	7	9	0	0.438	281	359
N.Y. Giants	5	11	0	0.313	369	412

NFC NORTH

Team	W	L	T	Pct	PF	PA
y-Chicago	12	4	0	0.75	421	283
Minnesota	8	7	1	0.531	360	341
Green Bay	6	9	1	0.406	376	400
Detroit	6	10	0	0.375	324	360

NFC SOUTH

Team	W	L	T	Pct	PF	PA
*yz-New Orleans	13	3	0	0.813	504	353
Atlanta	7	9	0	0.438	414	423
Carolina	7	9	0	0.438	376	382
Tampa Bay	5	11	0	0.313	396	464

NFC WEST

Team	W	L	T	Pct	PF	PA
yz-Los Angeles Rams	13	3	0	0.813	527	384
x-Seattle	10	6	0	0.625	428	347
San Francisco	4	12	0	0.25	342	435
Arizona	3	13	0	0.188	225	425

x - Playoffs; y - Division Title; z - First-round Bye; * - Home-field Advantage

WILD CARD PLAYOFF GAMES

- 1/5 - Indianapolis 21, at Houston 7
- 1/5 - at Dallas 24, Seattle 22
- 1/6 - L.A. Chargers 23, at Baltimore 17
- 1/6 - Philadelphia 16, at Chicago 15

DIVISIONAL PLAYOFF GAMES

- 1/12 - at Kansas City 31, Indianapolis 13
- 1/12 - at L.A. Rams 30, Dallas 22
- 1/13 - at New England 41, L.A. Chargers 28
- 1/13 - at New Orleans 20, Philadelphia 14

CONFERENCE CHAMPIONSHIPS

- 1/20 - L.A. Rams 26, at New Orleans 23
- 1/20 - New England 37, at Kansas City 31

SUPER BOWL LIII (ATLANTA)

- 2/3 - New England 13, L.A. Rams 3

2017 FINAL STATISTICS (5-11)

Head Coach: Vance Joseph **AFC West:** 4th **Home Stadium:** Sports Authority Field at Mile High

Date	W-L	Score	Opponent	Attendance	RUSHING	No.	Yds.	Avg.	Long	TD
Sep 11	W	24-21	Los Angeles Chargers	76,324	C. Anderson	245	1,007	4.1	40	3
Sep 17	W	42-17	Dallas Cowboys	76,919	Booker	79	299	3.8	26	1
Sep 24	L	26-16	at Buffalo Bills	68,865	Charles	69	296	4.3	19	1
Oct 1	W	16-10	Oakland Raiders	76,909	Sieman	31	127	4.1	15	1
Oct 15	L	10-23	New York Giants	76,721	Osweller	14	64	4.6	18	1
Oct 22	L	0-21	at Los Angeles Chargers	25,388	Lynch	5	30	6.0	11	0
Oct 30	L	19-29	at Kansas City Chiefs	76,573	D. Henderson	7	13	1.9	5	0
Nov 5	L	23-51	at Philadelphia Eagles	69,596	Janovich	6	12	2.0	4	1
Nov 12	L	16-41	New England Patriots	76,820	McKenzie	1	4	4.0	4	0
Nov 19	L	17-20	Cincinnati Bengals	75,707	BRONCOS	457	1,852	4.1	40	8
Nov 26	L	14-21	Oakland Raiders	54,994	OPPONENTS	428	1,430	3.3	47	9
Dec 3	L	9-35	at Miami Dolphins	65,092						
Dec 10	W	23-0	New York Jets	75,518	RECEIVING	No.	Yds.	Avg.	Long	TD
Dec 14	W	25-13	at Indianapolis Colts	63,411	Thomas	83	949	11.4	40	5
Dec 24	L	11-27	at Washington Redskins	72,889	Sanders	47	555	11.8	38	2
Dec 31	L	24-27	Kansas City Chiefs	75,928	Booker	30	275	9.2	29	0

TEAM STATISTICS		Den	Opp
TOTAL FIRST DOWNS		297	266
Rushing		92	68
Passing		180	166
Penalty		25	32
3RD DOWN: MADE/ATT		94/241	66/209
3rd Down Pct.		39.0%	31.6%
4TH DOWN: MADE/ATT		7/20	7/21
4th Down Pct.		35.0%	33.3%
POSSESSION AVG.		31:28	28:32
TOTAL NET YARDS		5,185	4,640
Avg. Per Game		324.1	290.0
Total Plays		1,075	952
AVG. PER PLAY		4.8	4.9
NET YARDS RUSHING		1,852	1,430
Avg. Per Game		115.8	89.4
Total Rushes		457	428
NET YARDS PASSING		3,333	3,210
Avg. Per Game		208.3	200.6
Sacked/Yards Lost		52/335	33/175
Gross Yards		3,668	3,385
Att./Completions		566/332	491/294
Completion Pct.		58.7%	59.9%
Had Intercepted		22	10
PUNTS/AVERAGE		76/44.2	88/46.4
NET PUNTING AVG.		76/40.0	88/41.2
PENALTIES/YARDS		113/885	89/821
FUMBLES/BALL LOST		26/12	13/7
TOUCHDOWNS		31	44
Rushing		8	9
Passing		19	29
Returns		4	6

SCORE BY PERIODS		1	2	3	4	OT	PTS
BRONCOS		59	66	81	83	0	289
OPPONENTS		77	143	66	96	0	382

SCORING		TD	Ru	Pa	Ret	PAT	FG	2pt	PTS
McManus	0	0	0	0	27/27	24/32	0	99	
Thomas	5	0	5	0	0/0	0/0	0	30	
C. Anderson	4	3	1	0	0/0	0/0	1	26	
Fowler III	3	0	3	0	0/0	0/0	0	18	
Latimer	2	0	2	0	0/0	0/0	1	14	
Derby	2	0	0	0	0/0	0/0	0	12	
Heuerman	2	0	0	0	0/0	0/0	0	12	
Sanders	2	0	0	0	0/0	0/0	0	12	
Z. Anderson	1	0	0	1	0/0	0/0	0	6	
Booker	1	1	0	0	0/0	0/0	0	6	
Charles	1	1	0	0	0/0	0/0	0	6	
Green	1	0	1	0	0/0	0/0	0	6	
D. Henderson	1	0	1	0	0/0	0/0	0	6	
Janovich	1	1	0	0	0/0	0/0	0	6	
Marshall	1	0	0	1	0/0	0/0	0	6	
Osweller	1	1	0	0	0/0	0/0	0	6	
Sieman	1	1	0	0	0/0	0/0	0	6	
Simmons	1	0	0	1	0/0	0/0	0	6	
Talib	1	0	0	1	0/0	0/0	0	6	
BRONCOS	31	8	19	4	27/27	24/32	2	289	
OPPONENTS	44	9	29	6	42/44	24/27	0	382	

2-PT. CONVERSIONS: BRONCOS 2-4, OPPONENTS 0-0
SACKS: Miller 10.0, S. Harris 5.5, Barrett 4.0, Marshall 3.0, Gotsis 2.0, Wolfe 2.0, Davis 1.0, D. Peko 1.0, Ray 1.0, Roby 1.0, Simmons 1.0, Walker 1.0, Kerr 0.5. **BRONCOS: 33.0, OPPONENTS: 52.0**
FUM/LOST: McKenzie 6/2, Sieman 5/2, Booker 2/1, Charles 2/2, Lynch 2/1, Osweller 2/1, C. Anderson 1/1, Derby 1/1, Fowler 1/0, Latimer 1/0, Paradis 1/0, Taylor 1/0, Thomas 1/1.

PASSING	Att.	Comp.	Yds.	Comp. %	Yds/Att.	TD	TD%	Int	Int%	Long	Sack/Lost	Rating
Sieman	349	206	2,285	59.0%	6.6	12	3.4%	14	4.0%	44	33/220	73.3
Osweller	172	96	1,088	55.8%	6.3	5	2.9%	5	2.9%	54t	10/64	72.5
Lynch	45	30	295	66.7%	6.6	2	4.4%	3	6.7%	30	9/51	72.0
TOTAL	566	332	3,668	58.7%	6.5	19	3.4%	22	3.9%	54t	52/335	73.0
OPPONENT	491	294	3,385	59.9%	6.9	29	5.9%	10	2.0%	64t	33/175	91.9

TOTAL		332	3,668	11.0	54t	19
OPPONENT		294	3,385	11.5	64t	29

INTERCEPTIONS		No.	Yds.	Avg.	Long	TD
Stewart		3	33	11.0	24	0
Simmons		2	65	32.5	65t	1
C. Harris Jr.		2	36	18.0	23	0
Talib		1	103	103.0	103t	1
Roby		1	0	0.0	0	0
Parks		1	0	0.0	0	0
BRONCOS		10	237	23.7	103t	2
OPPONENT		22	443	20.1	101	2

PUNTING		No.	Yds.	Avg.	Net	TB	In20	Long	B
Dixon		73	3,331	45.6	40.2	3	23	60	2
McManus		1	26	26.0	26.0	0	1	26	0
TOTAL		76	3,357	44.2	40.0	3	24	60	2
OPPONENT		88	4,080	46.4	41.2	5	32	77	1

PUNT RETURNS		No.	FC	Yds.	Avg.	Long	TD
McKenzie		21	7	183	8.7	44	0
Taylor		11	14	103	9.4	24	0
Sharp		5	1	55	11.0	16	0
Sanders		2	0	-2	-1.0	3	0
Fowler III		1	0	6	6.0	6	0
Langley		1	0	6	6.0	6	0
BRONCOS		41	22	351	8.6	44	0
OPPONENT		30	23	258	8.6	65t	1

KICKOFF RETURNS		No.	Yds.	Avg.	Long	TD
Booker		14	276	19.7	28	0
Latimer		8	190	23.8	36	0
Langley		6	183	30.5	61	0
McKenzie		3	50	16.7	21	0
D. Henderson		2	59	29.5	32	0
Janovich		1	10	10.0	10	0
BRONCOS		34	768	22.6	61	0
OPPONENT		22	497	22.6	103t	1

FIELD GOALS		1-9	20-29	30-39	40-49	50+
McManus		0/0	6/8	11/12	4/6	3/6
BRONCOS		0/0	6/8	11/12	4/6	3/6
OPPONENTS		0/0	8/8	5/6	6/8	5/5

MCMANUS: (20G,50N)(49N)(38G,35G,28G)(28G,36G,46G,29N)
 (35N,28G,53B)()(27G,34G)(52G,53G,24G)(39G,33G,36G)(61B,45G)(
)(31G)(31G,29N,53G,40G)(40N,40G)(31G)(36G)
OPPONENTS: (44B)(56G)(49G,55G,53G,27G)(38G)(25G,51G,49B,40G)
)(25G,32G,43G,51G,42G)(45G)(25G,28G)()(35N)(37G)()(45G,39G)
 (26G,29G)(20G,30G)

2016 FINAL STATISTICS (9-7)

Head Coach: Gary Kubiak **AFC West:** 3rd **Home Stadium:** Sports Authority Field at Mile High

Date	W-L	Score	Opponent	Attendance	RUSHING	No.	Yds.	Avg.	Long	TD
Sep 8	W	21-20	Carolina	76,843	Booker	174	612	3.5	18	4
Sep 18	W	34-20	Indianapolis	76,379	Anderson	110	437	4.0	28	4
Sep 25	W	29-17	at Cincinnati	63,850	Forsett	43	155	3.6	64	1
Oct 2	W	27-7	at Tampa Bay	60,735	Bibbs	29	129	4.5	24	0
Oct 9	L	16-23	Atlanta	76,802	Siemian	28	57	2.0	14	0
Oct 13	L	13-21	at San Diego	58,904	Janovich	4	33	8.3	28t	1
Oct 24	W	27-9	Houston	76,865	Thompson	8	26	3.3	14	1
Oct 30	W	27-19	San Diego	76,756	Lynch	11	25	2.3	10	0
Nov 6	L	20-30	at Oakland	54,957	McManus	1	6	6.0	6	0
Nov 13	W	25-23	at New Orleans	73,138	Sanders	1	4	4.0	4	0
Nov 27	L	27-30	Kansas City (OT)	76,819	Norwood	1	0	0.0	0	0
Dec 4	W	20-10	at Jacksonville	63,075	BRONCOS	410	1,484	3.6	64	11
Dec 11	L	10-13	at Tennessee	68,780	OPPONENTS	482	2,085	4.3	70	15
Dec 18	L	3-16	New England	76,893						
Dec 25	L	10-33	at Kansas City	76,671						
Jan 1	W	24-6	Oakland	76,836						

TEAM STATISTICS		Den	Opp
TOTAL FIRST DOWNS		272	295
Rushing		71	99
Passing		173	162
Penalty		28	34
3RD DOWN: MADE/ATT		70/204	84/225
3rd Down Pct.		34.3%	37.3%
4TH DOWN: MADE/ATT		8/14	6/15
4th Down Pct.		57.1%	40%
POSSESSION AVG.		28:10	31:50
TOTAL NET YARDS		4,820	4,836
Avg. Per Game		321.3	322.4
Total Plays		953	1,026
AVG. PER PLAY		5.1	4.7
NET YARDS RUSHING		1,341	2,028
Avg. Per Game		89.4	135.2
Total Rushes		370	466
NET YARDS PASSING		3,479	2,808
Avg. Per Game		213.9	187.2
Sacked/Yards Lost		40/229	40/221
Gross Yards		3,708	3,709
Att./Completions		543/322	520/286
Completion Pct.		59.3%	55%
Had Intercepted		10	13
PUNTS/AVERAGE		84/45.8	81/48.1
NET PUNTING AVG.		84/41.3	81/42.4
PENALTIES/YARDS		114/942	97/865
FUMBLES/BALL LOST		23/14	20/11
TOUCHDOWNS		32	29
Rushing		10	15
Passing		18	12
Returns		4	2

SCORE BY PERIODS	1	2	3	4	OT	PTS
BRONCOS	31	96	34	143	3	309
OPPONENTS	94	65	56	70	0	291

SCORING	TD	Ru	Pa	Ret	PAT	FG	2pt	PTS
McManus	0	0	0	0	32/33	29/34	0	119
Thomas	5	0	5	0	0/0	0/1	1	32
Sanders	5	0	5	0	0/0	0/0	0	30
Booker	5	4	1	0	0/0	0/0	0	30
C. Anderson	5	4	1	0	0/0	0/0	0	30
Fowler	2	0	2	0	0/0	0/0	0	12
Roby	2	0	0	2	0/0	0/0	0	12
JTaylor	2	0	2	0	0/0	0/0	0	12
Ray	1	0	0	1	0/0	0/0	0	6
Janovich	1	1	0	0	0/0	0/0	0	6
Green	1	0	1	0	0/0	0/0	0	6
Thompson	1	1	0	0	0/0	0/0	0	6
Bibbs	1	0	1	0	0/0	0/0	0	6
Talib	1	0	0	1	0/0	0/0	0	6
Forsett	1	1	0	0	0/0	0/0	0	6
Norwood	1	0	1	0	0/0	0/0	0	6
Phillips	1	0	1	0	0/0	0/0	0	6
Parks	0	0	0	0	0/0	0/1	2	
BRONCOS	35	11	20	4	32/33	29/34	0	333
OPPONENTS	30	15	13	2	24/27	29/33	1	297

2-PT. CONVERSIONS: BRONCOS 1-2, OPPONENTS 1-3
DEFENSIVE CONVERSIONS: BRONCOS 1, OPPONENTS 0

SACKS: Miller 13.5, Ray 8.0, Wolfe 5.5, Ware 4.0, Crick 3.0, Barrett 1.5, Simmons 1.0, Ward 1.0, Watson 1.0, Williams 1.0, Roby 1.0, Davis 0.5
BRONCOS: 42.0, OPPONENTS: 40.0
FUM/LOST: Norwood 5/3, Booker 4/3, Siemian 4/2, Lynch 2/0, Raymond 2/1, Forsett 2/1, Thomas 2/2, Sanders 1/0, Taylor 1/1, Derby 1/1

RECEIVING	No.	Yds.	Avg.	Long	TD
Thomas	90	1,083	12.0	65t	5
Sanders	79	1,032	13.1	64	5
Booker	31	265	8.5	43t	1
Green	22	237	10.8	31	1
Norwood	21	232	11.0	36t	1
Taylor	16	209	13.1	35	2
Derby	16	160	10.0	17	0
Anderson	16	128	8.0	25t	1
Fowler	11	145	13.2	76t	2
Heurman	9	141	15.7	31	0
Latimer	8	76	9.5	16	0
Forsett	7	34	4.9	11	0
Janovich	5	44	8.8	13	0
Phillips	5	40	8.0	16	1
Bibbs	2	75	37.5	69t	1
Krieger-Coble	1	13	13.0	13	0
TOTAL	339	3,914	11.5	76T	20
OPPONENT	306	3,200	10.5	80T	13

INTERCEPTIONS	No.	Yds.	Avg.	Long	TD
Talib	3	86	28.7	46t	1
Stewart	3	36	12.0	25	0
Roby	2	102	51.0	51t	2
Simmons	2	83	41.5	45	0
Harris, Jr.	2	36	18.0	36	0
Ward	1	23	23.0	23	0
Parks	1	1	1.0	1	0
BRONCOS	14	367	26.2	51T	3
OPPONENT	11	158	14.4	46	1

PUNTING	No.	Yds.	Avg.	Net	TB	In20	Long	B
Dixon	89	4,068	45.7	41.3	6	28	68	0
TOTAL	89	4,068	45.7	41.3	6	28	68	0
OPPONENT	89	4,352	48.9	42.7	12	42	76	0

PUNT RETURNS	No.	FC	Yds.	Avg.	Long	TD
Norwood	25	15	204	8.2	17	0
Raymond	11	9	111	10.1	25	0
Talib	1	0	1	1	1	0
Keo	0	1	0	—	0	0
Taylor	0	1	0	—	0	0
BRONCOS	37	26	316	8.5	25	0
OPPONENT	40	25	271	6.8	17	0

KICKOFF RETURNS	No.	Yds.	Avg.	Long	TD
Latimer	8	200	25	46	0
Raymond	6	137	22.8	40	0
Bibbs	4	79	19.8	26	0
Norwood	3	65	21.7	27	0
BRONCOS	21	481	22.9	46	0
OPPONENT	26	526	20.2	86T	1

FIELD GOALS	1-19	20-29	30-39	40-49	50+
McManus	0/0	9/9	10/10	7/9	3/6
BRONCOS	0/0	9/9	10/10	7/9	3/6
OPPONENTS	0/0	7/7	11/12	9/11	2/3

MCMANUS: (), (54N, 23G, 43G, 33G, 35G), (20G), (38G, 24G), (35G, 46G, 45G), (29G, 56N, 46G), (22G, 32G), (28G, 22G), (55G, 44G), (50G, 42N, 28G, 37G), (33G, 44G, 62N), (32G, 41G), (34G), (33G), (52G), (22G, 48N)
OPPONENTS: (44G, 36G, 50N), (48G, 52G), (34G), (), (46G, 33G, 25G), (37G, 21G, 31G, 32G), (43G, 43G, 29G), (45N), (24G, 29G, 48N, 35G), (30G), (37G, 34G), (47G), (53G, 41G), (45G, 40G, 21G), (39N, 27G, 39G), ()

PASSING	Att.	Comp.	Yds.	Comp.%	Yds/Att.	TD	TD%	Int	Int%	Long	Sack/Lost	Rating
Siemian	486	289	3401	59.5%	7.0	18	3.7%	10	2.1%	76t	31/187	84.6
Lynch	83	49	497	59.0%	6.0	2	2.4%	1	1.2%	31	9/42	79.2
Dixon	1	1	16	100.0%	16.0	0	0.0%	0	0.0%	16	0/0	118.8
TOTAL	570	339	3,914	59.5%	6.9	20	3.5%	11	1.9%	76T	40/229	83.9
OPPONENT	552	306	3,200	55.4%	5.8	13	2.4%	14	2.5%	80T	42/228	69.7

2015 FINAL STATISTICS (12-4)

Head Coach: Gary Kubiak AFC West: 1st Home Stadium: Sports Authority Field at Mile High

Date	W-L	Score	Opponent	Attendance	RUSHING	No.	Yds.	Avg.	Long	TD
Sept 13	W	19-13	Baltimore	76,798	Hillman	207	863	4.2	72t	7
Sept 17	W	31-24	at Kansas City	76,404	Anderson	152	720	4.7	48t	5
Sept 27	W	24-12	at Detroit	62,920	Osweller	21	61	2.9	8	1
Oct 4	W	23-20	Minnesota	77,029	Thompson	18	48	2.7	12	0
Oct 11	W	16-10	at Oakland	54,500	Sanders	3	29	9.7	24	0
Oct 18	W	26-23	at Cleveland (OT)	67,431	Caldwell	1	3	3.0	3	0
Nov 1	W	29-10	Green Bay	77,075	Latimer	2	1	0.5	5	0
Nov 8	L	24-27	at Indianapolis	66,894	Sieman	1	-1	-1.0	-1	0
Nov 15	L	13-29	Kansas City	76,973	Manning	6	-6	-1.0	-1	0
Nov 22	W	17-15	at Chicago	62,483	BRONCOS	411	1718	4.2	72t	13
Nov 29	W	30-24	New England (OT)	76,970	OPPONENTS	408	1337	3.3	48t	10
Dec 6	W	17-3	at San Diego	68,631						
Dec 13	L	12-15	Oakland	76,824	RECEIVING	No.	Yds.	Avg.	Long	TD
Dec 20	L	27-34	at Pittsburgh	67,234	Thomas	105	1304	12.4	72t	6
Dec 28	W	20-17	Cincinnati (OT)	76,868	Sanders	76	1135	14.9	75t	6
Jan 3	W	27-20	San Diego	76,844	Daniels	46	517	11.2	37	3

TEAM STATISTICS		Den	Opp
TOTAL FIRST DOWNS		314	289
Rushing		85	81
Passing		201	162
Penalty		28	46
3RD DOWN: MADE/ATT		79/224	80/227
3rd Down Pct.		35.3%	35.2%
4TH DOWN: MADE/ATT		7/14	5/14
4th Down Pct.		50.0%	35.7%
POSSESSION AVG.		29:57	30:03
TOTAL NET YARDS		5688	4530
Avg. Per Game		355.5	283.1
Total Plays		1056	1033
Avg. Per Play		5.4	4.4
NET YARDS RUSHING		1718	1337
Avg. Per Game		107.4	83.6
Total Rushes		411	408
NET YARDS PASSING		3970	3193
Avg. Per Game		248.1	199.6
Sacked/Yards Lost		39/246	52/351
Gross Yards		4216	3544
Attempts/Completions		606/368	573/344
Completion Pct.		60.7%	60.0%
Had Intercepted		23	14
PUNTS/AVERAGE		85/43.6	92/46.5
NET PUNTING AVG.		39.5	42.1
PENALTIES/YARDS		115/1063	104/773
FUMBLES/BALL LOST		16/8	27/13
TOUCHDOWNS		38	32
Rushing		13	10
Passing		19	19
Returns		6	3

SCORE BY PERIODS		1	2	3	4	OT	PTS
BRONCOS		67	103	57	116	12	355
OPPONENTS		41	98	58	99	0	296

SCORING		TD	Ru	Pa	Ret	PAT	FG	S	PTS
McManus	0	0	0	0	35/36	30/35	0	125	
Hillman	7	7	0	0	0/0	0/0	0	42	
Sanders	6	0	6	0	0/1	0/0	0	36	
Thomas	6	0	6	0	0/0	0/0	0	36	
Anderson	5	5	0	0	0/0	0/0	0	30	
Daniels	3	0	3	0	0/0	0/0	0	18	
Talib	2	0	0	2	0/0	0/0	0	12	
Caldwell	2	0	2	0	0/0	0/0	0	12	
Trevathan	1	0	0	1	0/0	0/0	0	6	
Osweller	1	1	0	0	0/0	0/0	0	6	
Green	1	0	1	0	0/0	0/0	0	6	
Harris Jr.	1	0	0	1	0/0	0/0	0	6	
Bolden	1	0	0	1	0/0	0/0	0	6	
Latimer	1	0	1	0	0/0	0/0	0	6	
Roby	1	0	0	1	0/0	0/0	0	6	
Jackson	0	0	0	0	0/0	0/1	2		
BRONCOS	38	13	19	6	35/36	30/35	0	355	
OPPONENTS	32	10	19	3	27/28	25/32	0	296	

2-PT. CONVERSIONS: BRONCOS 0-1, OPPONENTS 0-4

SACKS: Miller 11.0, Ware 7.5, Barrett 5.5, Wolfe 5.5, Jackson 5.0, Ray 4.0, Williams 3.0, Smith 2.5, Ward 2.0, Walker 2.0, Marsall 1.5, Bruton 1.0, Nelson 1.0, McCray 0.5 **BRONCOS: 52.0, OPPONENTS: 39.0**

FUM/Lost: Osweller 4/1, Hillman 3/1, Anderson 2/2, Sanders 2/2, Thomas 2/2, Bolden 1/0, Norwood 1/0, Manning 1/0

RECEIVING		No.	Yds.	Avg.	Long	TD
Thomas	105	1304	12.4	72t	6	
Sanders	76	1135	14.9	75t	6	
Daniels	46	517	11.2	37	3	
Anderson	25	183	7.3	27	0	
Hillman	24	111	4.6	14	0	
Norwood	22	207	9.4	34	0	
Davis	20	201	10.1	23	0	
Fowler	16	203	12.7	41	0	
Green	12	173	14.4	32	1	
Caldwell	10	72	7.2	24	2	
Latimer	6	59	9.8	15	1	
Thompson	6	51	8.5	16	0	
BRONCOS	368	4216	11.5	75t	19	
OPPONENTS	344	3544	10.3	80t	19	

INTERCEPTIONS		No.	Yds.	Avg.	Long	TD
Talib	3	123	41.0	63t	2	
Harris	2	94	47.0	74t	1	
Trevathan	2	39	19.5	25t	1	
Bruton	2	11	5.5	12	0	
Keo	1	22	22.0	22	0	
Roby	1	19	19.0	19	0	
Bush	1	13	13.0	13	0	
Stewart	1	0	0.0	0	0	
Marshall	1	0	0.0	0	0	
BRONCOS	14	321	22.9	74t	4	
OPPONENTS	23	279	12.1	55t	3	

PUNTING		No.	Yds.	Avg.	Net	TB	In20	Long	B
Colquitt	84	3663	43.6	39.7	4	22	62	0	
McManus	1	41	41.0	21.0	1	0	41	0	
BRONCOS	85	3704	43.6	39.5	5	22	62	0	
OPPONENTS	92	4278	46.5	42.1	6	38	66	0	

PUNT RETURNS		No.	FC	Yds.	Avg.	Long	TD
Sanders	17	20	103	6.1	14	0	
Norwood	6	2	51	8.5	14	0	
Bolden	5	3	123	24.6	83t	1	
Keo	1	1	6	6.0	6	0	
BRONCOS	29	26	283	9.8	83t	1	
OPPONENTS	36	16	247	6.9	28	0	

KICKOFF RETURNS		No.	Yds.	Avg.	Long	TD
Bolden	15	342	22.8	41	0	
Caldwell	7	162	23.1	29	0	
Norwood	2	29	14.5	15	0	
Bibbs	1	15	15.0	15	0	
Sanders	1	13	13.0	13	0	
Thompson	1	0	0.0	0	0	
Latimer	0	27	0	27	0	
BRONCOS	27	588	21.8	41	0	
OPPONENTS	25	508	20.3	32	0	

FIELD GOALS		1-19	20-29	30-39	40-49	50+
McManus	0/0	12/12	8/8	5/8	5/7	
BRONCOS	0/0	12/12	8/8	5/8	5/7	
OPPONENTS	0/0	2/2	7/9	8/13	8/8	

MCManus: (57G,56G,43G,33G)(54G)(48G)(33G,47G,39G) (25G,20G,52G)(29G,51N,25G,39G,34G)(50G,24G)(29G)(1)(24G)(47N,21G)(23G,52N)(41G,35G,29G,20G,49N)(1)(23G,45N,37G)(48G,35G)

OPPONENTS: (52G,44G)(35G)(1)(38N,38G,33G)(38N,40N,50G)(26G)(56G)(43G,55G)(48G,49G,34G,33G,50G,48N)(46G,37G,37G)(47G)(48N,51G)(43N)(24G,41G)(45N,52G)(50G,42G)

PASSING	Att.	Comp.	Yds.	Comp.%	Yds/Att.	TD	TD%	Int	Int%	Long	Sack/Lost	Rating
Manning	331	198	2249	59.8%	6.8	9	2.7%	17	5.1%	75t	16/95	67.9
Osweller	275	170	1967	61.8%	7.2	10	3.6%	6	2.2%	72t	23/151	86.4
BRONCOS	606	368	4216	60.7%	7.0	19	3.1%	23	3.8%	75t	39/246	76.3
OPPONENTS	573	344	3544	60.0%	6.2	19	3.3%	14	2.4%	80t	52/351	78.8

2015 DEFENSIVE STATS

(based on unofficial press box statistics)

	TT	UT	A	S-YDS	I-YDS	PD	FF	FR
1 Trevathan	110	74	36	0-0	2-39	6	0	0
2 Marshall	101	76	25	1.5-10.5	1-0	4	2	0
3 Ward	61	50	11	2-18	0-0	6	2	0
4 Stewart	59	46	13	0-0	1-0	10	1	2
5 Harris Jr.	58	49	9	0-0	2-94	6	2	0
6 Wolfe	48	39	9	5.5-38.5	0-0	0	1	0
7 Talib	45	39	6	3-23	3-23	13	0	0
8 Jackson	45	34	11	5-32	0-0	7	0	2
9 Bruton Jr.	43	31	12	1-3	2-11	7	2	0
10 Barrett	41	28	13	5.5-39	0-0	4	3	1
11 Roby	40	34	6	0-0	1-19	10	1	1
12 Miller	35	30	5	11-78	0-0	1	4	3
13 Walker	33	23	10	2-16	0-0	0	0	0
14 Ware	25	17	8	7.5-37.5	0-0	0	1	1
15 Williams	24	17	7	3-10	0-0	0	0	0
16 Ray	20	15	5	4-28	0-0	1	0	0
17 Davis	14	11	3	0-0	0-0	0	0	0
18 Bush	13	13	0	0-0	1-13	1	1	0
McCray	13	7	6	0.5-2.5	0-0	0	0	0
20 Nelson	10	9	1	1-1	0-0	0	0	0
21 Smith	9	7	2	2.5-17	0-0	2	0	0
22 Kilgo	6	5	1	0-0	0-0	1	0	0
23 Keo	3	3	0	0-0	1-22	1	0	0
24 Webster	2	2	0	0-0	0-0	2	0	0
TEAM	2	2	0	0-0	0-0	0	0	0
Bolden	2	1	1	0-0	0-0	0	0	0
27 Anunike	2	0	0	0-0	0-0	0	0	0
TOTALS	864	658	206	52-351	14-321	83	19	10

2015 GAMES STARTED

OFFENSE		DEFENSE	
QB Manning, Peyton	9	DE Jackson, Malik	16
QB Osweiler, Brock	7	DE Walker, Vance	4
RB Anderson, C.J.	6	DE Wolfe, Derek	12
RB Hillman, Ronnie	10	NT Williams, Sylvester	15
FB Green, Virgil	1	SLB Miller, Von	6
FB Thompson, Juwan	1	WLB Barrett, Shaquil	6
WR Fowler, Bennie	1	WLB Ware, DeMarcus	10
WR Latimer, Cody	1	LB Davis, Terrell	2
WR Norwood, Jordan	15	ILB Marshall, Brandon	16
WR Sanders, Emmanuel	15	ILB Trevathan, Danny	15
WR Thomas, Demaryius	16	CB Harris Jr., Chris	16
TE Daniels, Owen	16	CB Roby, Bradley	16
TE Davis, Vernon	4	CB Talib, Aqib	15
TE Green, Virgil	4	S Bruton Jr., David	3
C Paradis, Matt	16	S Bush, Josh	13
T Harris, Ryan	16	S Stewart, Darian	1
T Sambraio, Ty	3	S Ward, T.J.	12
T Schofield, Michael	13		
G Garcia, Max	5		
G Mathis, Evan	12		
G Vasquez, Louis	15		

2015 COACHES

Gary Kubiak (Head Coach), **Joe DeCamillis** (Special Teams Coordinator), **Rick Dennison** (Offensive Coordinator), **Wade Phillips** (Defensive Coordinator), **Clancy Barone** (Offensive Line), **Chris Beake** (Defensive Asst.), **Samson Brown** (Asst. Secondary), **Brian Callahan** (Offensive Asst./DBs), **Tony Coaxum** (Asst. Special Teams), **James Cregg** (Asst. Offensive Line), **Mike Eubanks** (Asst. Strength), **Reggie Herring** (Linebackers), **Greg Knapp** (Quarterbacks/Passing Game Coord.), **Bill Kollar** (Defensive Line), **Anthony Lomando** (Asst. Strength), **Dennis Love** (Asst. Strength), **Marc Lubick** (Asst. Wide Receivers), **Fred Pagac** (Outside Linebackers), **Brian Pantiati** (Tight Ends), **Luke Richesson** (Strength & Conditioning), **Eric Studeville** (Running Backs), **Tyke Tolbert** (Wide Receivers), **Joe Woods** (Defensive Backs).

2015 LEADERS / RANKINGS

INDIVIDUAL	PLAYER	NO.	AFC RANK	NFL RANK	NFL LEADER	NO.
Points	McManus	125	4	10	Gostkowski (NE)	151
Rushing Yards	Hillman	863	7	14t	Peterson (MIN)	1,495
Passing Yards	Manning	2,249	14	27	Brees (NO)	4,870
Passer Rating	Osweiler	86.4	14	25	Wilson (SEA)	110.1
Receiving Yards	Thomas	1,304	5	7	Jones (ATL)	1,871
Receptions	Thomas	105	5	7	Two players	136
Interceptions	Talib	3	15t	24t	Two players	8
Sacks	Miller	11.0	7t	8t	Watt (HOU)	17.5

OFFENSE	NO.	AFC RANK	NFL RANK	NFL LEADER	NO.
Points Per Game	22.2	9	19	Carolina	31.3
Total Yards Per Game	355.5	8	16	Arizona	408.3
Yards Per Play	5.4	10	19	Arizona	6.3
Rushing Yards Per Game	107.4	7	17	Buffalo	152.0
Net Passing Yards Per Game	241.8	7	14	New Orleans	310.6

DEFENSE	NO.	AFC RANK	NFL RANK	NFL LEADER	NO.
Points Per Game	18.5	3	4	Seattle	17.3
Total Yards Per Game	283.1	1	1	Denver	283.1
Yards Per Play	4.4	1	1	Denver	4.4
Rushing Yards Per Game	83.6	2	3	Seattle	81.5
Net Passing Yards Per Game	199.6	1	1	Denver	199.6

2015 KEY AWARDS

Pro Bowl (6): CB Chris Harris Jr., OLB Von Miller, CB Aqib Talib, WR Demaryius Thomas, S T.J. Ward, OLB DeMarcus Ware. **AP All-Pro (2):** CB Chris Harris Jr. (second team), OLB Von Miller (first team). **Super Bowl 50 MVP:** OLB Von Miller.

2015 NFL STANDINGS

AFC EAST

Team	W	L	T	Pct	PF	PA
y-z- New England	12	4	0	.750	465	315
N.Y. Jets	10	6	0	.625	387	314
Buffalo	8	8	0	.500	379	359
Miami	6	10	0	.375	310	389

AFC NORTH

Team	W	L	T	Pct	PF	PA
y-Cincinnati	12	4	0	.750	419	279
x-Pittsburgh	10	6	0	.625	423	319
Baltimore	5	11	0	.313	328	401
Cleveland	3	13	0	.188	278	432

AFC SOUTH

Team	W	L	T	Pct	PF	PA
y-Houston	9	7	0	.563	339	313
Indianapolis	8	8	0	.500	333	408
Jacksonville	5	11	0	.313	376	448
Tennessee	3	13	0	.188	299	423

AFC WEST

Team	W	L	T	Pct	PF	PA
*y-z- Denver	12	4	0	.750	355	286
x- Kansas City	11	5	0	.688	405	287
Oakland	7	9	0	.438	359	399
San Diego	4	12	0	.250	320	398

NFC EAST

Team	W	L	T	Pct	PF	PA
y-Washington	9	7	0	.563	388	379
Philadelphia	7	9	0	.438	377	430
N.Y. Giants	6	10	0	.375	420	442
Dallas	4	12	0	.250	275	374

NFC NORTH

Team	W	L	T	Pct	PF	PA
y-Minnesota	11	5	0	.688	365	302
x-Green Bay	10	6	0	.625	368	323
Detroit	7	9	0	.438	358	400
Chicago	6	10	0	.375	335	397

NFC SOUTH

Team	W	L	T	Pct	PF	PA
*y-z- Carolina	15	1	0	.938	500	308
Atlanta	8	8	0	.500	339	345
New Orleans	7	9	0	.438	408	476
Tampa Bay	6	10	0	.375	342	417

NFC WEST

Team	W	L	T	Pct	PF	PA
y-z- Arizona	13	3	0	.813	489	313
x- Seattle	10	6	0	.625	423	277
St. Louis	7	9	0	.438	280	330
San Francisco	5	11	0	.313	238	387

x - Playoffs; y - Division Title; z - First-round Bye; ~ - Home-field Advantage

WILD CARD PLAYOFF GAMES

1/9 - Kansas City 30, at Houston 0
 1/9 - Pittsburgh 18, at Cincinnati 16
 1/10 - Seattle 10, at Minnesota 9
 1/10 - Green Bay 35, at Washington 18

DIVISIONAL PLAYOFF GAMES

1/16 - at New England 27, Kansas City 20
 1/16 - at Arizona 26, Green Bay 20
 1/17 - at Carolina 31, Seattle 24
 1/17 - at Denver 23, Pittsburgh 16

CONFERENCE CHAMPIONSHIPS

1/24 - at Denver 20, New England 18
 1/24 - at Carolina 49, Arizona 15

SUPER BOWL 50 (SANTA CLARA, CALIF.)
 2/7 - Denver 24, Carolina 10

Staff/Photo: Jeff Blum/PhotoDisc/Getty Images; Year-by-Year Stats: Pro Football Hall of Fame; Pro Football Hall of Fame; Pro Football Hall of Fame

2014 FINAL STATISTICS (12-4)

Head Coach: John Fox AFC West: 1st Home Stadium: Sports Authority Field at Mile High

Date	W-L	Score	Opponent	Attendance	RUSHING	No.	Yds.	Avg.	Long	TD
Sept 7	W	13-24	Indianapolis	76,939	Anderson	179	849	4.7	27	8
Sept 14	W	24-17	Kansas City	76,900	Hillman	106	434	4.1	37	3
Sept 21	L	20-26	at Seattle (OT)	68,447	Thompson	54	272	5.0	47	3
Oct 5	W	41-20	Arizona	76,895	Ball	55	172	3.1	23	1
Oct 12	W	31-17	at New York Jets	78,160	Sanders	8	44	5.5	13	0
Oct 19	W	42-17	San Francisco	77,047	Stewart	6	22	3.7	16	0
Oct 23	W	35-21	San Diego	76,907	Bruton	1	13	13.0	13	0
Nov 2	L	21-43	at New England	68,756	Green	2	3	1.5	3	0
Nov 9	W	41-17	at Oakland	54,803	Osweller	8	0	0.0	4	0
Nov 16	L	7-22	at St. Louis	59,401	Manning	24	-24	-1.0	4	0
Nov 23	W	39-36	Miami	76,987	BRONCOS	443	1785	4.0	47	15
Nov 30	W	29-16	at Kansas City	76,894	OPPONENTS	349	1276	3.7	85T	9
Dec 7	W	24-17	Buffalo	76,913						
Dec 14	W	22-10	at San Diego	68,682						
Dec 22	L	28-37	at Cincinnati	66,107						
Dec 28	W	47-14	Oakland	76,929						

TEAM STATISTICS		Den	Opp
TOTAL FIRST DOWNS		360	311
Rushing		98	60
Passing		227	219
Penalty		35	32
3RD DOWN: MADE/ATT		94/213	81/222
3rd Down Pct.		44.1%	36.5%
4TH DOWN: MADE/ATT		6/13	10/17
4th Down Pct.		46.2%	58.8%
POSSESSION AVG.		30:35	29:25
TOTAL NET YARDS		6446	4883
Avg. Per Game		402.9	305.2
Total Plays		1067	1031
Avg. Per Play		6.0	4.7
NET YARDS RUSHING		1785	1276
Avg. Per Game		111.6	79.8
Total Rushes		443	349
NET YARDS PASSING		4661	3607
Avg. Per Game		291.3	225.4
Sacked/Yards Lost		17/118	41/252
Att./Completions		4/779	6/3859
Completion Pct.		60.7/39.9	64.1/39.9
Had Intercepted		15	18
PUNTS/AVERAGE		69/44.2	88/45.9
NET PUNTING AVG.		37.6	40.9
PENALTIES/YARDS		120/1045	103/816
FUMBLES/BALL LOST		16/5	21/7
TOUCHDOWNS		58	41
Rushing		15	9
Passing		40	29
Returns		3	3

SCORE BY PERIODS	1	2	3	4	OT	PTS
BRONCOS	91	151	131	109	0	482
OPPONENTS	56	126	57	109	6	354

SCORING	TD	Ru	Pa	Ret	PAT	FG	S	PTS
J.Thomas	12	0	12	0	0/0	0/0	0	72
McManus	0	0	0	0	41/41	9/13	0	68
D.Thomas	11	0	11	0	0/0	0/0	1	68
Barth	0	0	0	0	15/15	15/16	0	60
Anderson	10	8	2	0	0/0	0/0	0	60
Sanders	9	0	9	0	0/0	0/0	1	56
Hillman	4	3	1	0	0/0	0/0	0	24
Thompson	3	3	0	0	0/0	0/0	0	18
Welker	2	0	2	0	0/0	0/0	0	12
Talib	2	0	0	2	0/0	0/0	0	12
Tamme	2	0	2	0	0/0	0/0	0	12
T.Carter	1	0	0	1	0/0	0/0	0	6
Ball	1	1	0	0	0/0	0/0	0	6
Green	1	0	1	0	0/0	0/0	0	6
Irving	0	0	0	0	0/0	0/0	0	2
BRONCOS	58	15	40	3	56/56	24/29	2	482
OPPONENTS	41	9	29	3	37/37	23/28	1	354

2-PT. CONVERSIONS: BRONCOS 2-2, OPPONENTS 1-3

SACKS: Miller 14.0, Ware 10.0, Jackson 3.0, Ward 2.0, Marshall 2.0, Knighton 2.0, Wolfe 1.5, McCray 1.0, Talib 1.0, Irving 1.0, Q. Carter 1.0, Roby 1.0, Harris Jr. 1.0, Johnson 1.0, **BRONCOS 41.0**, **OPPONENTS 17.0**

FUM/LOST: Manning 5/2, Burse 3/1, Tamme 1/1, Ball 1/1, Colquitt 1/0, Anderson 1/0, Hillman 1/0, Sanders 1/0, J. Thomas 1/0, Thompson 1/0

PASSING	Avt.	Comp.	Yds.	Comp.%	Yds/Att.	TD	TD%	Int	Int%	Long	Sack/Lost	Rating
Manning	597	395	4727	66.2%	7.9	39	6.5%	15	2.5%	86t	17/118	101.5
Osweller	10	4	52	40.0%	5.2	1	10.0%	0	0.0%	38	0/0	90.4
BRONCOS	607	399	4779	65.7%	7.9	40	6.6%	15	2.5%	86t	17/118	101.3
OPPONENTS	641	399	3859	62.2%	6.0	29	4.5%	18	2.8%	81t	41/252	82.4

RECEIVING	No.	Yds.	Avg.	Long	TD
D.Thomas	111	1619	14.6	86t	11
Sanders	101	1404	13.9	48	9
Welker	49	464	9.5	39t	2
J.Thomas	43	489	11.4	35t	12
Anderson	34	324	9.5	51t	2
Hillman	21	139	6.6	16	1
Tamme	14	109	7.8	26t	2
Ball	9	62	6.9	16	0
Green	6	74	12.3	38	1
Caldwell	5	47	9.4	15	0
Thompson	4	25	6.3	14	0
Latimer	2	23	11.5	14	0
Burse	0	0	0	0	0
BRONCOS	399	4779	12.0	86T	40
OPPONENTS	399	3859	9.7	81T	29

INTERCEPTIONS	No.	Yds.	Avg.	Long	TD
Talib	4	62	15.5	33t	2
Moore	4	36	9.0	19	0
Harris Jr.	3	52	17.3	38	0
Ward	2	55	27.5	37	0
Roby	2	0	0.0	0	0
Bush	1	5	5.0	5	0
Ware	1	3	3.0	3	0
Marshall	1	0	0.0	0	0
BRONCOS	18	213	11.8	38	2
OPPONENTS	15	228	15.2	52	1

PUNTING	No.	Yds.	Avg.	Net	TB	In20	Long	B
Colquitt	69	3048	44.2	37.6	4	25	65	0
BRONCOS	69	3048	44.2	37.6	4	25	65	0
OPPONENTS	88	4035	45.9	40.9	7	23	71	0

PUNT RETURNS	No.	FC	Yds.	Avg.	Long	TD
Burse	29	24	211	7.3	22	0
Welker	11	3	74	6.7	19	0
Sanders	1	1	11	11.0	11	0
BRONCOS	41	28	296	7.2	22	0
OPPONENTS	33	19	371	11.2	84T	1

KICKOFF RETURNS	No.	Yds.	Avg.	Long	TD
Bolden	13	429	33.0	77	0
Caldwell	12	278	23.2	54	0
Sanders	3	54	18.0	22	0
Latimer	2	22	11.0	14	0
Austin Jr.	1	12	12.0	12	0
Burse	1	7	7.0	7	0
BRONCOS	32	802	25.1	77	0
OPPONENTS	35	905	25.9	80	0

FIELD GOALS	1-19	20-29	30-39	40-49	50+
Barth	2/2	4/4	5/5	3/4	1/1
McManus	0/0	5/5	2/3	2/3	0/2
BRONCOS	2/2	9/9	7/8	5/7	1/3
OPPONENTS	0/0	8/8	6/8	7/9	2/3

MCMANUS: (21G)(20G)(24G)(44G,53N,41G)(37G)(0) **BARTH:** ((0)(0)(0)(0)(0)(0)(0)(0)(22G,24G,30G,33G,37G)(50G)(19G,26G,19G,49G,44G)(49N)(49G,36G,35G,21G)

OPPONENTS: (25G)(45G,37N)(20G,46B,28G)(33G,48G)(30G)(51N,22G)(0)(49G,29G,45G)(41G)(37G,29G,22G,55G,53G)(0)(39G)(44G)(46B,30G,37N)(37G,49G,23G)(0)

2014 DEFENSIVE STATS

(based on unofficial press box statistics)

	TT	UT	A	S-YDS	I-YDS	PD	FF	FR
1 Marshall	110	88	22	2-17	1-0	9	1	0
2 Ward	74	60	14	2-23	2-55	6	0	0
3 Roby	64	62	2	1-3	2-10	13	2	1
4 Talib	63	54	9	1-8	4-62	17	1	0
5 Miller	60	43	17	14-82.5	0-0	2	1	1
6 Harris Jr.	55	51	4	1-2	3-52	18	1	1
7 Moore	50	44	6	0-0	4-36	5	2	1
8 Irving	44	25	19	1-8	0-0	0	0	0
9 Jackson	42	33	9	3-20	0-0	4	1	0
10 Ware	41	34	7	10-56.5	1-3	1	2	0
11 Wolfe	35	24	11	1-5	1-0	1	0	0
12 Knighton	30	18	12	2-13.5	0-0	3	0	0
13 Johnson	22	13	9	0.5-0.5	0-0	0	0	0
14 Williams	21	17	4	0-0	0-0	1	0	0
15 Bruton Jr.	21	16	5	0-0	0-0	3	2	0
16 Webster	19	18	1	0-0	0-0	2	0	0
17 Q. Carter	17	13	4	1-6	0-0	1	1	0
18 Davis	17	9	8	0-0	0-0	2	0	0
19 Nelson	13	7	6	0-0	0-0	1	0	0
20 Austin Jr.	12	8	4	0-0	0-0	0	0	0
21 Trevathan	11	9	2	0-0	0-0	0	0	0
22 Smith	11	7	4	0-0	0-0	2	0	0
23 Bolden	10	7	0	0-0	0-0	0	0	0
24 McCray	6	4	2	1-11	0-0	1	1	0
25 T. Carter	5	5	0	0-0	0-0	1	0	1
26 Unrein	1	1	0	0-0	0-0	0	0	0
27 Barrow	1	0	1	0-0	0-0	0	0	0
28 Bush	0	0	0	0-0	1-5	1	0	0
TOTALS	852	670	182	41-252	18-213	94	15	5

2014 GAMES STARTED

OFFENSE		DEFENSE	
QB Manning, Peyton	16	DE Jackson, Malik	1
RB Anderson, C.J.	8	DE Ware, DeMarcus	15
RB Ball, Montee	3	DE Wolfe, Derek	16
RB Hillman, Ronnie	4	DT Knighton, Terrance	16
WR Caldwell, Andre	2	DT Williams, Sylvester	13
WR Sanders, Emmanuel	16	DT Jackson, Malik	3
WR Thomas, Demaryius	16	SLB Miller, Von	16
WR Welker, Wes	8	MLB Barrow, Lamin	1
TE Clark, Chris	2	MLB Irving, Nate	1
TE Cornick, Paul	3	MLB Johnson, Steven	7
TE Green, Virgil	2	WRLB Davis, Todd	2
TE Thomas, Julius	10	WRLB Marshall, Brandon	13
C Montgomery, Will	8	WRLB Trevathan, Danny	1
C Ramirez, Manny	16	CB Harris Jr., Chris	16
T Clady, Ryan	16	CB Roby, Bradley	16
T Clark, Chris	5	CB Talib, Aqib	15
T Cornick, Paul	3	S Bruton Jr., David	1
T Vasquez, Louis	3	S Moore, Rahim	16
G Franklin, Orlando	16	S Ward, T.J.	15
G Ramirez, Manny	8		
G Vasquez, Louis	8		

2014 COACHES

John Fox (Head Coach), **Jack Del Rio** (Defensive Coordinator), **Adam Gase** (Offensive Coordinator), **Jeff Rodgers** (Special Teams Coordinator), **Cyano Barone** (Tight Ends), **Chris Beake** (Defensive Assistant), **Brian Callahan** (Offensive Assistant), **James Cregg** (Assistant Offensive Line), **Mike Eubanks** (Asst. Strength & Conditioning), **Sam Green** (Assistant Secondary), **Jason George** (Asst. Strength & Conditioning), **Bo Hardegreve** (Quality Control - Offense), **Greg Knapp** (Quarterbacks), **Anthony Lomando** (Asst. Strength & Conditioning), **Dave Mazza** (Offensive Line), **Luke Richardson** (Strength & Conditioning), **Jay Rodgers** (Defensive Line), **Richard Smith** (Linebackers), **Eric Studesville** (Running Backs), **Darius Swinton** (Assistant Special Teams), **Tyke Tolbert** (Wide Receivers), **Cory Udlin** (Defensive Backs).

2014 LEADERS / RANKINGS

INDIVIDUAL	PLAYER	NO.	AFC RANK	NFL RANK	NFL LEADER	NO.
Points	J. Thomas	72	19t	40t	Gostkowski (NE)	156
Rushing Yards	Anderson	849	7	16t	Murray (DAL)	1,607
Passing Yards	Manning	4,727	3	4	Two players	4,852
Passer Rating	Manning	101.5	2	4	Romo (DAL)	113.2
Receiving Yards	D. Thomas	1,619	2	2	Brown (PIT)	1,698
Receptions	D. Thomas	111	2	2	Brown (PIT)	129
Interceptions	Two players	4	4t	8t	Quin (DET)	7
Sacks	Miller	14.0	5	6	Houston (KC)	22.0

OFFENSE	NO.	AFC RANK	NFL RANK	NFL LEADER	NO.
Points Per Game	30.1	1	2	Green Bay	30.4
Total Yards Per Game	402.9	3	4	New Orleans	411.4
Yards Per Play	6.0	2	3	Green Bay	6.2
Rushing Yards Per Game	111.6	7	15	Seattle	172.6
Net Passing Yards Per Game	291.3	3	4	Indianapolis	305.9

DEFENSE	NO.	AFC RANK	NFL RANK	NFL LEADER	NO.
Points Per Game	22.1	9	16t	Seattle	15.9
Total Yards Per Game	305.2	1	3	Seattle	267.1
Yards Per Play	4.7	1	2	Seattle	4.6
Rushing Yards Per Game	79.8	1	2	Detroit	69.3
Net Passing Yards Per Game	225.4	6	9	Seattle	185.6

2014 KEY AWARDS

Pro Bowl (11): RB C.J. Anderson, T Ryan Clady, CB Chris Harris Jr., QB Peyton Manning, LB Von Miller, WR Emmanuel Sanders, CB Aqib Talib, WR Demaryius Thomas, TE Julius Thomas, S T.J. Ward, DE DeMarcus Ware. **AP All-Pro (3):** CB Chris Harris Jr. (second team), LB Von Miller (second team), WR Demaryius Thomas (second team).

2014 NFL STANDINGS

AFC EAST

Team	W	L	T	Pct	PF	PA
*yz- New England	12	4	0	.750	468	313
Buffalo	9	7	0	.563	343	289
Miami	8	8	0	.500	388	373
N.Y. Jets	4	12	0	.250	283	401

AFC NORTH

Team	W	L	T	Pct	PF	PA
y- Pittsburgh	11	5	0	.688	436	368
x- Cincinnati	10	5	1	.656	365	344
X- Baltimore	10	6	0	.625	409	302
Cleveland	7	9	0	.438	299	337

AFC SOUTH

Team	W	L	T	Pct	PF	PA
y- Indianapolis	11	5	0	.688	458	369
Houston	9	7	0	.563	372	307
Jacksonville	3	13	0	.188	249	412
Tennessee	2	14	0	.125	254	438

AFC WEST

Team	W	L	T	Pct	PF	PA
yz- Denver	12	4	0	.750	482	351
Kansas City	9	7	0	.563	353	284
San Diego	9	7	0	.563	348	348
Oakland	3	13	0	.188	253	452

NFC EAST

Team	W	L	T	Pct	PF	PA
z- Dallas	12	4	0	.750	467	352
Philadelphia	10	6	0	.625	474	400
N.Y. Giants	6	10	0	.375	380	400
Washington	4	12	0	.250	301	438

NFC NORTH

Team	W	L	T	Pct	PF	PA
yz- Green Bay	12	4	0	.750	486	348
x- Detroit	11	5	0	.688	321	282
Minnesota	7	9	0	.438	325	343
Chicago	5	11	0	.313	319	442

NFC SOUTH

Team	W	L	T	Pct	PF	PA
y- Carolina	7	8	1	.469	339	374
New Orleans	7	9	0	.438	401	424
Atlanta	6	10	0	.375	381	417
Tampa Bay	2	14	0	.125	277	410

NFC WEST

Team	W	L	T	Pct	PF	PA
*yz- Seattle	12	4	0	.750	394	254
x- Arizona	11	5	0	.688	310	299
San Francisco	8	8	0	.500	306	340
St. Louis	6	10	0	.375	324	354

x - Playoffs; y - Division Title; z - First-round Bye; * - Home-field Advantage

WILD CARD PLAYOFF GAMES

1/3 - at Carolina 27, Arizona 16
 1/3 - Baltimore 30, at Pittsburgh 17
 1/4 - at Indianapolis 26, Cincinnati 10
 1/4 - at Dallas 24, Detroit 20

DIVISIONAL PLAYOFF GAMES

1/10 - at New England 35, Baltimore 31
 1/10 - at Seattle 31, Carolina 17
 1/11 - at Green Bay 26, Dallas 21
 1/11 - Indianapolis 24, at Denver 13

CONFERENCE CHAMPIONSHIPS

1/18 - at Seattle 28, Green Bay 22
 1/18 - at New England 45, Indianapolis 7

SUPER BOWL XLIX (GLENDALE, ARIZ.)

2/1 - New England 28, Seattle 24

2013 FINAL STATISTICS (13-3)

Head Coach: John Fox AFC West: 1st Home Stadium: Sports Authority Field at Mile High

Date	W-L	Score	Opponent	Attendance	RUSHING	No.	Yds.	Avg.	Long	TD
Sept 5	W	49-27	Baltimore	76,977	Moreno	241	1038	4.3	31	10
Sept 15	W	41-23	at N.Y. Giants	81,285	Ball	120	559	4.7	45	4
Sept 23	W	37-21	Oakland	76,978	Hillman	55	218	4.0	19	1
Sept 29	W	52-20	Philadelphia	77,002	Anderson	7	38	5.4	11	0
Oct 6	W	51-48	at Dallas	92,758	Bruton	1	35	35.0	35	0
Oct 13	W	35-19	Jacksonville	76,862	Holliday	1	7	7.0	7	0
Oct 20	L	33-39	at Indianapolis	67,196	Caldwell	1	7	7.0	7	0
Oct 27	W	45-21	Washington	77,031	Osweller	3	2	0.7	4	0
Nov 10	W	28-20	at San Diego	68,847	Manning	32	-31	-1.0	11	1
Nov 17	L	27-17	Kansas City	77,076	BRONCOS	461	1873	4.1	45	16
Nov 24	L	31-34	at New England (OT)	68,756	OPPONENTS	420	1626	3.9	35	15
Dec 1	W	35-28	at Kansas City	77,065	RECEIVING	No.	Yds.	Avg.	Long	TD
Dec 8	W	51-28	Tennessee	76,554	D.Thomas	92	1430	15.5	78T	14
Dec 12	L	20-27	San Diego	76,497	Decker	87	1288	14.8	61	11
Dec 22	W	37-13	at Houston	71,761	Welker	73	778	10.7	33	10
Dec 29	W	34-14	at Oakland	51,500	J.Thomas	65	788	12.1	74T	12

TEAM STATISTICS	Den	Opp
TOTAL FIRST DOWNS	435	339
Rushing	107	90
Passing	293	208
Penalty	35	41
3RD DOWN: MADE/ATT	95/205	83/218
3rd Down Pct	46.3	38.1
4TH DOWN: MADE/ATT	8/9	4/15
4th Down Pct	88.9	26.7
POSSESSION AVG.	30:06	29:54
TOTAL NET YARDS	7317	5696
Avg. Per Game	457.3	356.0
Total Plays	1156	1074
Avg. Per Play	6.3	5.3
NET YARDS RUSHING	1873	1626
Avg. Per Game	117.1	101.6
Total Rushes	461	420
NET YARDS PASSING	5444	4070
Avg. Per Game	340.3	254.4
Sacked/Yards Lost	20/128	41/290
Gross Yards	5572	4360
Att./Completions	675/461	613/357
Completion Pct.	68.3	58.2
Had Intercepted	10	17
PUNTS/AVERAGE	66/43.8	89/46.1
NET PUNTING AVG.	38.2	39.5
PENALTIES/YARDS	117/1000	97/807
FUMBLES/BALL LOST	27/16	25/9
TOUCHDOWNS	76	47
Rushing	16	16
Passing	55	29
Returns	5	3

SCORE BY PERIODS	1	2	3	4	OT	PTS
BRONCOS	130	158	135	183	0	606
OPPONENTS	64	128	104	100	3	399

SCORING	TD	Ru	Pa	Ret	PAT	FG	\$	PTS
Prater	0	0	0	0	75/75	25/26	0	150
D. Thomas	14	0	14	0	0/0	0/0	0	84
Moreno	13	10	3	0	0/0	0/0	0	78
J. Thomas	12	0	12	0	0/0	0/0	0	72
Decker	11	0	11	0	0/0	0/0	0	66
Welker	10	0	10	0	0/0	0/0	0	60
Ball	4	4	0	0	0/0	0/0	0	24
Caldwell	3	0	3	0	0/0	0/0	0	18
Holliday	2	0	0	2	0/0	0/0	0	12
Tamme	1	0	1	0	0/0	0/0	0	6
Dreessen	1	0	1	0	0/0	0/0	0	6
Rodgers-Cromartie	1	0	0	1	0/0	0/0	0	6
Johnson	1	0	0	1	0/0	0/0	0	6
Hillman	1	1	0	0	0/0	0/0	0	6
Manning	1	1	0	0	0/0	0/0	0	6
Miller	1	0	0	1	0/0	0/0	0	6
BRONCOS	76	16	55	5	75/75	25/26	0	606
OPPONENTS	47	15	29	3	44/44	23/26	1	399

2-PT. CONVERSIONS: BRONCOS 0-1, OPPONENTS 1-3

SACKS: Phillips 10.0, Jackson 6.0, Ayers 5.5, Miller 5.0, Wolfe 4.0, Knighton 3.0, Trevathan 2.0, Williams 2.0, Woodyard 1.5, Vickerson 1.0, Irving 1.0, **BRONCOS 41.0, OPPONENTS 19.0**

FUM/Lost: Manning 10/6, Holliday 5/2, Ball 3/3, Decker 2/1, Hillman 2/1, Carter 1/1, Trevathan 1/1, Welker 1/1, Moreno, 1/0, D. Thomas 1/0

INTERCEPTIONS	No.	Yds.	Avg.	Long	TD
Rodgers-Cromartie	3	75	25.0	75T	1
Trevathan	3	29	9.7	29	0
Harris	3	1	0.3	1	0
Moore	2	18	9.0	18	0
Webster	1	10	10.0	10	0
Adams	1	3	3.0	3	0
Phillips	1	3	3.0	3	0
Knighton	1	2	2.0	2	0
Woodyard	1	0	0.0	0	0
Carter	1	0	0.0	0	0
BRONCOS	17	141	8.3	75T	1
OPPONENTS	10	131	13.1	59T	2

PUNTING	No.	Yds.	Avg.	Net	TB	In20	Long	B
Colquitt	65	2893	44.5	38.8	3	23	60	1
BRONCOS	65	2893	43.8	38.8	3	23	60	1
OPPONENTS	87	4100	46.1	40.4	8	32	66	2

PUNT RETURNS	No.	FC	Yds.	Avg.	Long	TD
Holliday	32	11	271	8.5	81T	1
Welker	10	2	70	7.0	27	0
Decker	1	2	2	2.0	2	0
Carter	1	0	0	0.0	0	0
BRONCOS	44	15	343	7.8	81T	1
OPPONENTS	28	25	247	8.8	51	0

KICKOFF RETURNS	No.	Yds.	Avg.	Long	TD
Holliday	28	775	27.7	105T	1
Caldwell	6	141	23.5	34	0
Bolden	2	44	22.0	25	0
Unrein	1	8	8.0	8	0
Jackson	1	6	6.0	6	0
Tamme	1	0	0.0	0	0
BRONCOS	39	974	25.0	105T	1
OPPONENTS	32	936	29.3	108T	1

FIELD GOALS	1-19	20-29	30-39	40-49	50+
Prater	2/2	4/4	5/5	8/8	6/7
BRONCOS	2/2	4/4	5/5	8/8	6/7
OPPONENTS	0/0	6/6	9/10	6/8	2/2

PRATER: (1)(42G,47G)(53G,41G,40G)(53G)(48G,50G,28G)(1)(31G,47G)(19G)(1)(54G,52N,36G)(27G)(1)(25G,64G,19G)(32G,42G)(32G,25G,44G)(34G,54G)

OPPONENTS: (25G,30G)(36G,24G,41G)(1)(35G,25G,46N)(43G,48G)(50G,30G)(27G,52G,42G)(1)(26G,40G,37N)(20G)(31G,31G)(1)(38G,35G)(45G,35G)(42N)

PASSING	Att.	Comp.	Yds.	Comp.%	Yds/Att.	TD	TD%	Int	Int%	Long	Sack/Lost	Rating
Manning	659	450	5477	68.3%	8.3	55	8.3%	10	1.5%	78T	18/120	115.1
Osweller	16	11	95	68.8%	5.9	0	0.0%	0	0.0%	19	2/8	84.1
BRONCOS	675	461	5572	68.3%	8.3	55	8.1%	10	1.5%	78T	20/128	114.4
OPPONENTS	613	357	4360	58.2%	7.1	29	4.7%	17	2.8%	82T	41/290	84.0

2013 DEFENSIVE STATS

(based on unofficial press box statistics)

	TT	UT	A	S-YDS	I-YDS	PD	FF	FR
1 Trevathan	124	84	40	2-18	3-29	10	2	1
2 Woodyard	83	47	36	1.5-11	1-0	4	1	0
3 Ihenachio	72	55	17	0-0	0-0	7	3	2
4 Harris	65	58	7	0-0	3-1	13	0	0
5 Adams	61	45	16	0-0	1-3	7	0	1
6 Moore	44	39	16	0-0	2-18	6	0	0
7 Jackson	42	23	12	6-8	0-0	4	1	0
8 Webster	38	34	4	0-0	1-10	9	1	0
9 Phillips	36	29	7	10-77.5	1-3	5	2	0
10 Miller	34	27	7	5-29	0-0	1	3	1
Irving	34	23	11	1-8	0-0	1	0	0
12 Rodgers-Cromartie	31	25	6	0-0	3-75	15	0	0
Knighton	31	18	13	3-18	1-2	1	0	1
14 Avers	29	23	6	5.5-34.5	0-0	0	1	0
15 Vickerson	22	18	4	1-9	0-0	3	0	0
16 Unrein	20	15	5	0-0	0-0	0	0	0
Leon	20	14	6	0-0	0-0	2	0	0
18 Williams	19	12	7	2-8	0-0	0	0	1
19 Bruton	16	14	2	0-0	0-0	0	0	0
Wolfe	16	11	5	4-34	0-0	0	0	1
21 Bailey	14	12	2	0-0	0-0	3	0	0
22 Jammer	13	12	1	0-0	0-0	3	0	1
23 Carter	11	10	1	0-0	0-0	6	0	0
Bolden	11	8	3	0-0	0-0	0	0	0
25 Huff	2	2	0	0-0	0-0	0	0	0
26 Johnson	1	1	0	0-0	0-0	0	0	0
Robinson	1	1	0	0-0	0-0	0	0	0
Marshall	1	1	0	0-0	0-0	0	0	0
Mincey	1	0	1	0-0	0-0	0	0	0
Tamme	1	0	1	0-0	0-0	0	0	0
Fua	1	0	1	0-0	0-0	0	0	0
TOTALS	867	621	246	52-364	16-347	85	18	7

2013 GAMES STARTED

OFFENSE		DEFENSE	
QB Manning, Peyton	16	DE Ayers, Robert	3
RB Moreno, Knowshon	15	DE Jackson, Malik	12
WR Decker, Eric	16	DE Phillips, Shaun	5
WR Thomas, Demaryius	16	DE Wolfe, Deryl	11
WR Welker, Wes	13	DT Knighton, Terrance	16
WR Caldwell, Andre	2	DT Unrein, Mitch	1
TE Green, Virgil	3	DT Vickerson, Kevin	11
TE Tamme, Jacob	1	SLB Irving, Nate	4
TE Thomas, Julius	14	SLB Miller, Von	9
C Ramirez, Manny	16	MLB Lenon, Paris	6
T Clady, Ryan	2	MLB Woodyard, Wesley	10
T Clark, Chris	14	WLB Trevathan, Danny	16
T Franklin, Orlando	1	CB Bailey, Champ	3
T Vasquez, Louis	15	CB Carter, Tony	2
G Beadles, Zane	16	S Harris Jr., Chris	15
G Kuper, Chris	1	CB Jammer, Quentin	1
G Vasquez, Louis	15	CB Rodgers-Cromartie, Dominique	13
		CB Webster, Kayvon	2
		S Adams, Mike	4
		S Bolden, Omar	1
		S Ihenachio, Duke	14
		S Moore, Rahim	10

2013 COACHES

John Fox (Head Coach), **Jack Del Rio** (Defensive Coordinator), **Adam Gase** (Offensive Coordinator), **Jeff Rodgers** (Special Teams Coordinator), **Gleny Barone** (Tight Ends), **Chris Beake** (Quality Control-Defense), **Brian Callahan** (Offensive Assistant), **Jim Bob Coater** (Offensive Assistant), **Mike Eubanks** (Asst. Strength & Conditioning), **Sam Games** (Assistant Secondary), **Jason George** (Asst. Strength & Conditioning), **Alex Gibbs** (Offensive Consultant), **Greg Knapp** (Quarterbacks), **Anthony Lomando** (Asst. Strength & Conditioning), **Dave Magazay** (Offensive Line), **Luke Richesson** (Strength & Conditioning), **Jay Rodgers** (Defensive Line), **Richard Smith** (Linebackers), **Eric Studeville** (Running Backs), **Derius Swinton** (Assistant Special Teams), **Tyke Tolbert** (Wide Receivers), **Cory Undlin** (Secondary).

2013 LEADERS / RANKINGS

INDIVIDUAL	PLAYER	NO.	AFC RANK	NFL RANK	NFL LEADER	NO.
Points	Prater	150	2	2	Gostkowski (NE)	158
Passing Yards	Moreno	1,039	4	12	McCoy (PHI)	1,607
Passing Yards	Manning	5,477	1	1	Manning (OCL)	5,477
Passer Rating	Manning	115.1	1	2	Foles (PHI)	119.2
Receiving Yards	D. Thomas	1,430	3	4	Girdon (CLE)	1,646
Receptions	D. Thomas	92	6	9	Garcon (WAS)	113
Interceptions	Three players	3	15†	32†	Sherman (SEA)	8
Sacks	Phillips	10.0	11†	20†	Mathis (IND)	19.5

OFFENSE	NO.	AFC RANK	NFL RANK	NFL LEADER	NO.
Points Per Game	37.9	1	1	Denver	37.9
Total Yards Per Game	457.3	1	1	Denver	457.3
Yards Per Play	6.3	1	2	Philadelphia	6.3
Rushing Yards Per Game	117.1	8	15	Philadelphia	160.4
Net Passing Yards Per Game	340.3	1	1	Denver	340.3

DEFENSE	NO.	AFC RANK	NFL RANK	NFL LEADER	NO.
Points Per Game	24.9	12	23	Seattle	14.4
Total Yards Per Game	356.0	9	19	Seattle	273.6
Yards Per Play	5.3	10	16	Seattle	4.4
Rushing Yards Per Game	91.1	2	3	Tampa Bay	82.5
Net Passing Yards Per Game	199.6	3	3	Pittsburgh	185.2

2013 KEY AWARDS

Pro Bowl (5): QB Peyton Manning, K Matt Prater, WR Demaryius Thomas, TE Julius Thomas, G Louis Vasquez. **AP All-Pro (4):** QB Peyton Manning (first team), G Louis Vasquez (first team), K Matt Prater (second team), WR Demaryius Thomas (second team). **AP NFL MVP:** QB Peyton Manning. **AP NFL Offensive Player of the Year:** QB Peyton Manning. **FedEx Air Player of the Year:** QB Peyton Manning.

2013 NFL STANDINGS

AFC EAST

Team	W	L	T	Pct	PF	PA
y-z- New England	12	4	0	.750	444	338
N.Y. Jets	8	8	0	.500	290	387
Miami	8	8	0	.500	317	335
Buffalo	6	10	0	.375	339	388

AFC NORTH

Team	W	L	T	Pct	PF	PA
y- Cincinnati	11	5	0	.688	430	305
Pittsburgh	8	8	0	.500	379	370
Baltimore	8	8	0	.500	320	352
Cleveland	4	12	0	.250	308	406

AFC SOUTH

Team	W	L	T	Pct	PF	PA
y- Indianapolis	11	5	0	.688	391	336
Tennessee	7	9	0	.438	362	381
Jacksonville	4	12	0	.250	247	449
Houston	2	14	0	.125	276	428

AFC WEST

Team	W	L	T	Pct	PF	PA
*y-z- Denver	13	3	0	.813	606	399
x- Kansas City	11	5	0	.688	430	305
x- San Diego	9	7	0	.563	396	348
Oakland	4	12	0	.250	322	453

NFC EAST

Team	W	L	T	Pct	PF	PA
y- Philadelphia	10	6	0	.625	442	382
Dallas	8	8	0	.500	439	432
N. Y. Giants	7	9	0	.438	294	383
Washington	3	13	0	.188	334	478

NFC NORTH

Team	W	L	T	Pct	PF	PA
y- Green Bay	8	7	1	.531	417	428
Chicago	8	8	0	.500	445	478
Detroit	7	9	0	.438	395	376
Minnesota	5	10	1	.344	391	480

NFC SOUTH

Team	W	L	T	Pct	PF	PA
y-z- Carolina	12	4	0	.750	366	241
x- New Orleans	11	5	0	.688	414	304
Atlanta	4	12	0	.250	353	443
Tampa Bay	4	12	0	.250	288	389

NFC WEST

Team	W	L	T	Pct	PF	PA
*y-z- Seattle	13	3	0	.813	417	231
x- San Francisco	12	4	0	.750	406	272
Arizona	10	6	0	.625	379	324
St. Louis	7	9	0	.438	348	364

x - Playoffs; y - Division Title; z - First-round Bye; † - Home-field Advantage

WILD CARD PLAYOFF GAMES

1/4 - at Indianapolis 45, Kansas City 44
 1/4 - New Orleans 26, at Philadelphia 24
 1/5 - San Diego 27, at Cincinnati 10
 1/5 - San Francisco 23, at Green Bay 20

DIVISIONAL PLAYOFF GAMES

1/11 - at Seattle 23, New Orleans 15
 1/11 - at New England 43, Indianapolis 22
 1/12 - San Francisco 23, at Carolina 10
 1/12 - at Denver 24, San Diego 17

CONFERENCE CHAMPIONSHIPS

1/20 - at Denver 26, New England 16
 1/20 - at Seattle 23, San Francisco 17

SUPER BOWL XLVIII (NEW YORK/NEW JERSEY)

2/2 - Seattle 43, Denver 8

2012 FINAL STATISTICS (13-3)

Head Coach: John Fox AFC West: 1st Home Stadium: Sports Authority Field at Mile High

Date	W-L	Score	Opponent	Attendance	RUSHING	No.	Yds.	Avg.	Long	TD
Sept 9	W	31-19	Pittsburgh	76,823	McGahee	167	731	4.4	31	4
Sept 17	L	21-27	at Atlanta	70,427	Moreno	138	525	3.8	20	4
Sept 23	L	25-31	Houston	76,566	Hillman	85	330	3.9	31	1
Sept 30	W	37-6	Oakland	76,787	Ball	42	158	3.8	22	1
Oct 7	L	21-31	at New England	68,756	Hester	17	81	4.8	18	2
Oct 15	W	35-24	at San Diego	68,604	Caldwell	1	14	14.0	14	0
Oct 28	W	34-14	New Orleans	76,832	Manning	23	6	0.3	10	0
Nov 4	W	31-23	at Cincinnati	63,623	Osweller	8	-13	-1.6	-1	0
Nov 11	W	36-14	at Carolina	73,939	BRONCOS	481	1832	3.8	31	12
Nov 18	W	30-23	San Diego	76,769	OPPONENTS	404	1458	3.6	36	5
Nov 25	W	17-9	at Kansas City	74,244						
Dec 2	W	31-23	Tampa Bay	76,432						
Dec 6	W	26-13	at Oakland	53,807	RECEIVING	No.	Yds.	Avg.	Long	TD
Dec 16	W	34-17	at Baltimore	71,317	D.Thomas	94	1434	15.3	711	10
Dec 23	W	34-12	Cleveland	76,351	Decker	85	1064	12.5	55	13
Dec 30	W	38-3	Kansas City	76,502	Tamme	52	555	10.7	36	2
					Stokley	45	544	12.1	38t	5
					Dresssen	41	356	8.7	30	5
					McGahee	26	221	8.5	31	0
					Moreno	21	167	8.0	26	0
					Willis	10	90	9.0	19	0
					Hillman	10	62	6.2	29	0
					Ball	7	61	8.7	17	1
					Green	5	63	12.6	28	0
					Holliday	2	17	8.5	15	0
					Caldwell	1	18	18.0	18	0
					Gronkowski	1	11	11.0	11	0
					Hester	1	7	7.0	7	0
					Unrein	1	1	1.0	1t	1
					BRONCOS	402	4671	11.6	71t	37
					OPPONENTS	321	3558	11.1	61t	25

TEAM STATISTICS	Den	Opp
TOTAL FIRST DOWNS	380	287
Rushing	112	73
Passing	232	163
Penalty	36	31
3RD DOWN: MADE/ATT	96/213	66/216
3rd Down Pct	45.1	30.6
4TH DOWN: MADE/ATT	3/5	7/18
4th Down Pct	60.0	38.9
POSSESSION AVG.	31:16	28:44
TOTAL NET YARDS	6366	4652
Avg. Per Game	397.9	290.8
Total Plays	1090	1015
Avg. Per Play	5.8	4.6
NET YARDS RUSHING	1832	1458
Avg. Per Game	114.5	91.1
Total Rushes	481	404
NET YARDS PASSING	4534	3194
Avg. Per Game	283.4	199.6
Sacked/Yards Lost	21/137	52/364
Gross Yards	4671	3558
Att./Completions	588/402	559/321
Completion Pct.	68.4	57.4
Had Intercepted	11	16
PUNTS/AVERAGE	67/46.3	94/48.1
NET PUNTING AVG.	42.1	41.5
PENALTIES/YARDS	100/805	123/951
FUMBLES/BALL LOST	22/14	23/8
TOUCHDOWNS	57	32
Passing	12	5
Rushing	37	25
Returns	8	2

SCORE BY PERIODS	1	2	3	4	OT	PTS
BRONCOS	66	116	153	146	0	481
OPPONENTS	70	81	62	76	0	289

SCORING	TD	Ru	Pa	Ret	PAT	FG	S	PTS
Prater	0	0	0	0	55/55	26/32	0	133
Decker	13	0	13	0	0/0	0/0	0	78
D.Thomas	10	0	10	0	0/0	0/0	0	60
Dresssen	5	0	5	0	0/0	0/0	0	30
Stokley	5	0	5	0	0/0	0/0	0	30
McGahee	4	4	0	0	0/0	0/0	1	26
Moreno	4	4	0	0	0/0	0/0	0	24
Harris	2	0	0	2	0/0	0/0	0	12
Hester	2	2	0	0	0/0	0/0	0	12
Tamme	2	0	2	0	0/0	0/0	0	12
Ball	2	1	1	0	0/0	0/0	0	12
T.Carter	2	0	0	2	0/0	0/0	0	12
Holliday	2	0	0	2	0/0	0/0	0	12
Hillman	1	1	0	0	0/0	0/0	0	6
Miller	1	0	0	1	0/0	0/0	0	6
Unrein	1	0	1	0	0/0	0/0	0	6
Porter	1	0	0	1	0/0	0/0	0	6
Adams	0	0	0	0	0/0	0/0	0	2
Dumervil	0	0	0	0	0/0	0/0	0	2
BRONCOS	57	12	37	8	55/55	26/32	1	481
OPPONENTS	32	5	25	2	29/29	22/25	0	289

2-PT. CONVERSIONS: McGahee 1, **BRONCOS 1-2, OPPONENTS 0-3**

SACKS: Miller 18.5, Dumervil 11.0, Wolfe 6.0, Woodyard 5.5, Harris 2.5, Ayers 2.0, Vickerson 2.0, Adams 1.0, Brooking 1.0, Moore 1.0, Trevathan 1.0, Mays 0.5, **BRONCOS 52.0, OPPONENTS 21.0**

FUM/LOST: McGahee 5/4, Holliday 5/1, D. Thomas 3/3, Manning 2/2, Hillman 2/1, Ball 1/1, Bolden 1/1, Moreno 1/1, Leonhard 1/0, Koppen 1/0

INTERCEPTIONS	No.	Yds.	Avg.	Long	TD
Harris	3	144	48.0	98t	2
Woodyard	3	40	13.3	25	0
T.Carter	2	55	27.5	40t	1
Bailey	2	18	9.0	18	0
Leonhard	2	0	0.0	0	0
Porter	1	43	43.0	43t	1
Miller	1	26	26.0	26t	1
Moore	1	23	23.0	23	0
Bruton	1	-2	-2.0	-2	0
BRONCOS	16	347	21.7	98t	5
OPPONENTS	11	218	19.8	80t	2

PUNTING	No.	Yds.	Avg.	Net	TB	In20	Long	B
Colquitt	67	3105	46.3	42.1	4	27	67	0
BRONCOS	67	3105	46.3	42.1	4	27	67	0
OPPONENTS	93	4524	48.1	41.9	7	35	68	1

PUNT RETURNS	No.	FC	Yds.	Avg.	Long	TD
Holliday	31	4	334	10.8	76t	1
Leonhard	15	16	89	5.9	16	0
Decker	2	0	22	11.0	13	0
BRONCOS	48	20	445	9.3	76t	1
OPPONENTS	33	17	205	6.2	40	0

KICKOFF RETURNS	No.	Yds.	Avg.	Long	TD
Bolden	14	270	19.3	33	0
Holliday	11	358	32.5	105t	1
Leonhard	1	18	18.0	18	0
Ball	1	0	0.0	0	0
Gronkowski	1	0	0.0	0	0
BRONCOS	28	646	23.1	105t	1
OPPONENTS	34	751	22.1	50	0

FIELD GOALS	1-19	20-29	30-39	40-49	50+
Prater	1/1	7/7	10/11	5/9	3/4
BRONCOS	1/1	7/7	10/11	5/9	3/4
OPPONENTS	0/0	7/7	6/7	6/8	3/3

PRATER: (26G)() (32G,23G,53G)() (21G,43G,53G)() (33G,33G) (43G) (53G,43N,27G) (55N,19G,30G,32G) (47N,33N,34G) (31G,47N) (43G,34G,20G,33G) (27G,36G,45N) (27G,41G) (42G)

OPPONENTS: (21G,35G) (37G,42G) (41G) (38G,24G) (23G) (32G)() (28G,46N,49G,41G) (43N)() (34G,22G,49G) (31G,50G,55G)() (45G) (27G,53G) (23G,33N)

PASSING	Att.	Comp.	Yds.	Comp.%	Yds/Att.	TD	TD%	Int	Int%	Long	Sack/Lost	Rating
Manning	583	400	4659	68.6%	8	37	6.3%	11	1.9%	71t	21/137	105.9
Osweller	4	2	12	50.0%	3	0	0.0%	0	0.0%	7	0/0	56.3
Prater	1	0	0	0.0%	0	0	0.0%	0	0.0%	0	0/0	39.6
BRONCOS	588	402	4671	68.4%	7.9	37	6.3%	11	1.9%	71t	21/137	105.3
OPPONENTS	559	321	3558	57.4%	6.4	25	4.5%	16	2.9%	61t	52/364	79.4

2012 DEFENSIVE STATS

(based on unofficial press box statistics)

	TT	UT	A	S-YDS	I-YDS	PD	FF	FR
1 Woodyard	114	70	44	5.5-47.5	3-40	6	1	1
2 Adams	80	60	20	1-2	0-0	11	2	2
3 Moore	71	59	12	1-3	1-23	7	0	1
4 Miller	68	55	13	18.5-129.5	1-26	2	6	0
5 Bailey	66	61	5	0-0	2-18	9	0	0
6 Harris	61	51	10	2.5-17.5	3-144	12	0	0
7 Brooking	54	33	21	1-8	0-0	0	1	0
8 Dumervil	54	32	22	11-83	0-0	1	6	0
9 Bannan	42	28	14	0-0	0-0	4	1	1
10 Vickerson	40	28	12	2-11	0-0	1	0	0
11 Wolfe	40	26	14	6-41	0-0	2	0	0
12 Trevathan	30	21	9	1-0	0-0	3	0	0
13 T. Carter	24	20	4	0-0	2-55	12	0	1
14 Porter	21	16	5	0-0	1-43	6	0	0
15 Unrein	20	12	8	0-0	0-0	0	0	1
16 Mays	19	7	12	0.3-3.5	0-0	0	0	0
17 Lenhard	17	12	5	0-0	2-0	3	0	0
18 Ayers	16	8	8	2-18	0-0	2	0	0
19 Williams	14	10	4	0-0	0-0	1	0	0
20 Jackson	5	3	2	0-0	0-0	0	0	0
21 Bolden	4	4	0	0-0	0-0	1	0	0
22 Irving	3	1	2	0-0	0-0	1	0	0
23 Bruton	2	2	0	0-0	1-2	1	0	0
24 Siliga	1	1	0	0-0	0-0	0	0	0
Warren	1	1	0	0-0	0-0	0	0	0
TOTALS	867	621	246	52-364	16-347	85	18	7

2012 GAMES STARTED

OFFENSE		DEFENSE	
QB Manning, Peyton	16	DE Dumervil, Elvis	16
RB McGahee, Willis	9	DE Wolfe, Derek	16
RB Moreno, Knowshon	6	DT Bannan, Justin	15
WR Decker, Eric	15	DT Unrein, Mitch	2
WR Stokley, Brandon	9	DT Vickerson, Kevin	14
WR Thomas, Demaryius	16	SLB Miller, Von	16
TE Dreesen, Joel	15	MLB Brooking, Keith	14
TE Green, Virgil	2	MLB Mays, Joe	4
TE Tamme, Jacob	8	WLB Williams, D.J.	1
C Koppen, Dan	12	WLB Woodyard, Wesley	14
C Walton, J.D.	4	CB Bailey, Champ	16
T Clady, Ryan	16	CB Harris, Chris	12
T Franklin, Orlando	16	CB Porter, Tracy	4
G Beadles, Zane	16	S Adams, Mike	16
G Kuper, Chris	5	S Leonard, Jim	1
G Ramirez, Manny	11	S Moore, Rahim	15

2012 COACHES

John Fox (Head Coach), **Jack Del Rio** (Defensive Coordinator), **Mike McCoy** (Offensive Coordinator), **Jeff Rodgers** (Special Teams Coordinator), **Ciancy Barone** (Tight Ends), **Keith Burns** (Assistant Special Teams), **Brian Callahan** (Quality Control/Ends), **Mike Eubanks** (Asst. Strength & Conditioning), **Sam Gases** (Assistant Secondary), **Adam Gase** (Quarterbacks), **Jason Gaze** (Asst. Strength & Conditioning), **Anthony Lomando** (Asst. Strength & Conditioning), **Dave Magaza** (Offensive Line), **Ron Milius** (Secondary), **Luke Richesson** (Strength & Conditioning), **Jay Rodgers** (Defensive Line), **Richard Smith** (Linebackers), **Eric Studesville** (Running Backs), **Tyke Tolbert** (Wide Receivers), **Cory Undlin** (Quality Control-Defense).

2012 LEADERS / RANKINGS

INDIVIDUAL	PLAYER	NO.	AFC RANK	NFL RANK	NFL LEADER	NO.
Points	Prater	133	3	7	Goetkowski (NE)	153
Rushing Yards	McGahee	731	12	26	Peterson (MIN)	2,097
Passing Yards	Manning	4,659	2	6	Brees (NO)	5,177
Passer Rating	Manning	105.8	1	2	Rodgers (GB)	108.0
Receiving Yards	D. Thomas	1,434	2	4	Johnson (DET)	1,964
Receptions	D. Thomas	94	5	8	Johnson (DET)	122
Interceptions	Harris/Woodyard	3	13†	29†	Jennings (CHI)	9
Sacks	Miller	18.5	2	3	Watt (HOU)	20.5

OFFENSE	NO.	AFC RANK	NFL RANK	NFL LEADER	NO.
Points Per Game	30.1	2	2	New England	34.8
Total Yards Per Game	397.9	2	4	New England	427.9
Yards Per Play	5.8	1	6	Washington	6.2
Rushing Yards Per Game	114.5	7	16	Washington	169.3
Net Passing Yards Per Game	283.4	2	5	New Orleans	312.3

DEFENSE	NO.	AFC RANK	NFL RANK	NFL LEADER	NO.
Points Per Game	18.1	1	4	Seattle	15.3
Total Yards Per Game	290.8	2	2	Pittsburgh	275.8
Yards Per Play	4.6	1	1	Denver	4.6
Rushing Yards Per Game	91.1	2	3	Tampa Bay	82.5
Net Passing Yards Per Game	199.6	3	3	Pittsburgh	185.2

2012 KEY AWARDS

Pro Bowl (7): CB Champ Bailey, G Zane Beadles, T Ryan Clady, DE Elvis Dumervil, QB Peyton Manning, LB Von Miller, WR Demaryius Thomas.
AP All-Pro (4): T Ryan Clady (first team), QB Peyton Manning (first team), LB Von Miller (first team), CB Champ Bailey (second team).
AP Comeback Player of the Year: QB Peyton Manning. **FedEx Air Player of the Year:** QB Peyton Manning.

2012 NFL STANDINGS

AFC EAST

Team	W	L	T	Pct	PF	PA
y-New England	12	4	0	.750	557	331
Miami	7	9	0	.438	288	317
New York Jets	6	10	0	.375	281	375
Buffalo	6	10	0	.375	344	435

AFC NORTH

Team	W	L	T	Pct	PF	PA
y-Baltimore	10	6	0	.625	398	344
x-Cincinnati	10	6	0	.625	391	320
Pittsburgh	8	8	0	.500	336	314
Cleveland	5	11	0	.313	302	368

AFC SOUTH

Team	W	L	T	Pct	PF	PA
y-Houston	12	4	0	.750	416	331
x-Indianapolis	11	5	0	.688	357	387
Tennessee	6	10	0	.375	330	471
Jacksonville	2	14	0	.125	255	444

AFC WEST

Team	W	L	T	Pct	PF	PA
y-Denver	13	3	0	.813	481	289
San Diego	7	9	0	.438	350	350
Oakland	4	12	0	.250	290	443
Kansas City	2	14	0	.125	211	425

NFC EAST

Team	W	L	T	Pct	PF	PA
y-Washington	10	6	0	.625	436	388
New York Giants	9	7	0	.563	429	344
Dallas	8	8	0	.500	376	400
Philadelphia	4	12	0	.250	280	444

NFC NORTH

Team	W	L	T	Pct	PF	PA
y-Green Bay	11	5	0	.688	433	336
x-Minnesota	10	6	0	.625	379	348
Chicago	10	6	0	.625	375	277
Detroit	4	12	0	.250	372	437

NFC SOUTH

Team	W	L	T	Pct	PF	PA
y-Atlanta	13	3	0	.813	419	299
Carolina	7	9	0	.438	357	363
New Orleans	7	9	0	.438	461	454
Tampa Bay	7	9	0	.438	389	394

NFC WEST

Team	W	L	T	Pct	PF	PA
y-San Francisco	11	4	1	.719	397	273
x-Seattle	11	5	0	.688	412	245
St. Louis	7	8	1	.469	299	348
Arizona	5	11	0	.313	250	357

x - Playoffs; y - Division Title; z - First-round Bye; † - Home-field Advantage

WILD CARD PLAYOFF GAMES

1/5 - at Houston 19, Cincinnati 13
 1/5 - at Green Bay 24, Minnesota 10
 1/6 - at Baltimore 24, Indianapolis 9
 1/6 - Seattle 24, at Washington 14

DIVISIONAL PLAYOFF GAMES

1/12 - Baltimore 38, at Denver 35 (OT)
 1/12 - at San Francisco 45, Green Bay 31
 1/13 - at Atlanta 30, Seattle 28
 1/13 - at New England 41, Houston 28

CONFERENCE CHAMPIONSHIPS

1/20 - San Francisco 28, at Atlanta 24
 1/20 - Baltimore 28, at New England 13

SUPER BOWL XLVII (NEW ORLEANS)

2/3 - Baltimore 34, San Francisco 31

2011 FINAL STATISTICS (8-8)

Head Coach: John Fox **AFC West:** 1st **Home Stadium:** Sports Authority Field at Mile High

Date	W-L	Score	Opponent	Attendance	RUSHING	No.	Yds.	Avg.	Long	TD
Sept 12	L	20-23	Oakland	75,671	McGahee	249	1199	4.8	60t	4
Sept 18	W	24-22	Cincinnati	73,281	Tebow	122	660	5.4	32	6
Sept 25	L	14-17	at Tennessee	69,143	Ball	96	402	4.2	34	1
Oct 2	L	23-49	at Green Bay	70,529	Moreno	37	179	4.8	24	0
Oct 9	L	24-29	San Diego	74,895	J.Johnson	14	77	5.5	25	0
Oct 23	W	18-15	at Miami (OT)	63,800	Royal	7	48	6.9	11	0
Oct 30	L	10-45	Detroit	74,977	Larsen	14	44	3.1	6	0
Nov 6	W	38-24	at Oakland	58,125	Orton	5	17	3.4	13	0
Nov 13	W	17-10	at Kansas City	72,908	D.Thomas	1	5	5.0	5	0
Nov 17	W	17-13	New York Jets	74,746	Decker	1	1	1.0	1	0
Nov 27	W	16-13	at San Diego (OT)	64,436	BRONCOS	546	2632	4.8	60t	11
Dec 4	W	35-32	at Minnesota	62,939	OPPONENTS	488	2021	4.1	47	11
Dec 11	W	13-10	Chicago (OT)	76,487	RECEIVING	No.	Yds.	Avg.	Long	TD
Dec 18	L	23-41	New England	76,556	Decker	44	612	13.9	56t	8
Dec 24	L	14-40	at Buffalo	45,112	D.Thomas	32	551	17.2	47	4
Jan 1	L	3-7	Kansas City	76,005	Lloyd	19	283	14.9	44	0

TEAM STATISTICS		Den	Opp
TOTAL FIRST DOWNS		286	315
Rushing		129	101
Passing		130	182
Penalty		27	32
3RD DOWN: MADE/ATT		66/214	73/218
3rd Down Pct.		30.8	33.5
4TH DOWN: MADE/ATT		3/13	3/9
4th Down Pct.		23.1	33.3
POSSESSION AVG.		28:51	31:09
TOTAL NET YARDS		5066	5725
Avg. Per Game		316.6	357.8
Total Plays		1017	1063
Avg. Per Play		5.0	5.4
NET YARDS RUSHING		2632	2021
Avg. Per Game		164.5	126.3
Total Rushes		546	488
NET YARDS PASSING		2434	3704
Avg. Per Game		152.1	231.5
Sacked/Yards Lost		42/274	41/283
Gross Yards		2708	3987
Att./Completions		429/217	534/333
Completion Pct.		50.6	62.4
Had Intercepted		13	9
PUNTS/AVERAGE		101/47.4	92/47.3
NET PUNTING AVG.		40.2	38.2
PENALTIES/YARDS		101/842	99/845
FUMBLES/BALL LOST		30/17	19/9
TOUCHDOWNS		36	42
Rushing		11	11
Passing		20	24
Returns		5	7

SCORE BY PERIODS	1	2	3	4	OT	PTS
BRONCOS	74	33	75	118	9	309
OPPONENTS	52	154	91	93	0	390

SCORING	TD	Ru	Pa	Ret	PAT	FG	S	PTS
Prater	0	0	0	0	30/30	19/25	0	87
Decker	9	0	8	1	0/0	0/0	0	54
Tebow	6	6	0	0	0/0	0/0	0	40
McGahee	5	4	1	0	0/0	0/0	0	32
D.Thomas	4	0	4	0	0/0	0/0	0	24
Fells	3	0	3	0	0/0	0/0	0	18
Royal	2	0	1	1	0/0	0/0	0	12
Ball	2	1	1	0	0/0	0/0	0	12
Moreno	1	0	1	0	0/0	0/0	0	6
Vaughn	1	0	0	1	0/0	0/0	0	6
Goodman	1	0	0	1	0/0	0/0	0	6
Haggan	1	0	0	1	0/0	0/0	0	6
Willis	1	0	1	0	0/0	0/0	0	6
BRONCOS	36	11	20	5	30/30	19/25	0	309
OPPONENTS	42	11	24	7	40/40	32/39	0	390

2-PT. CONVERSIONS: Tebow 2, McGahee 1, **BRONCOS 3-6, OPPONENTS 0-2**

SACKS: Miller 11.5, Dumervil 9.5, Williams 5.0, McBean 4.0, Dawkins 3.0, Ayers 3.0, Wilhite 2.0, Hunter 1.0, Q.Carter 1.0, **BRONCOS 40.0, OPPONENTS 41.0**

FUM/Lost: Tebow 13/6, McGahee 4/3, Ball 2/2, Orton 2/2, Cosby 2/1, Fells 2/1, Decker 1/1, Moreno 1/1, Goodman 1/0, Lloyd 1/0

PASSING	Att.	Comp.	Yds.	Comp.%	Yds/Att.	TD	TD%	Int	Int%	Long	Sack/Lost	Rating
Tebow	271	126	1729	46.5%	6.4	12	4.4%	6	2.2%	56t	33/225	72.9
Orton	155	91	979	58.7%	6.3	8	5.2%	7	4.5%	52t	9/49	75.7
Colquitt	1	0	0	0.0%	0.0	0	0.0%	0	0.0%	0	0/0	39.6
Decker	1	0	0	0.0%	0.0	0	0.0%	0	0.0%	0	0/0	39.6
D.Thomas	1	0	0	0.0%	0.0	0	0.0%	0	0.0%	0	0/0	39.6
BRONCOS	429	217	2708	50.6%	6.3	20	4.7%	13	3.0%	56t	42/274	73.4
OPPONENTS	534	333	3987	62.4%	7.5	24	4.5%	9	1.7%	84	41/283	93.1

BRONCOS	Yds.	Avg.	Long	TD
McGahee	1199	4.8	60t	4
Tebow	660	5.4	32	6
Ball	402	4.2	34	1
Moreno	179	4.8	24	0
J.Johnson	77	5.5	25	0
Royal	48	6.9	11	0
Larsen	44	3.1	6	0
Orton	17	3.4	13	0
D.Thomas	5	5.0	5	0
Decker	1	1.0	1	0
BRONCOS	2632	4.8	60t	11
OPPONENTS	2021	4.1	47	11

RECEIVING	No.	Yds.	Avg.	Long	TD
Decker	44	612	13.9	56t	8
D.Thomas	32	551	17.2	47	4
Lloyd	19	283	14.9	44	0
Fells	19	256	13.5	32	3
Royal	19	155	8.2	26t	1
Willis	18	267	14.8	42	1
Ball	16	148	9.3	34	1
McGahee	12	51	4.3	12	1
Moreno	11	101	9.2	28t	1
Larsen	9	76	8.4	16	0
Rosario	7	117	16.7	32	0
J.Johnson	7	62	8.9	17	0
Green	3	24	8.0	9	0
J.Thomas	1	5	5.0	5	0
BRONCOS	217	2708	12.5	56t	20
OPPONENTS	333	3987	12.0	84	24

INTERCEPTIONS	No.	Yds.	Avg.	Long	TD
Goodman	2	46	23.0	26t	1
Bailey	2	0	0.0	0	0
Vaughn	1	55	55.0	55t	1
Moore	1	18	18.0	18	0
Haggan	1	16	16.0	16t	1
C.Harris	1	15	15.0	15	0
Wilhite	1	2	2.0	2	0
BRONCOS	9	152	16.9	55t	3
OPPONENTS	13	276	21.2	100t	3

PUNTING	No.	Yds.	Avg.	Net	TB	In20	Long	B
Colquitt	101	4783	47.4	40.2	7	33	66	0
BRONCOS	101	4783	47.4	40.2	7	33	66	0
OPPONENTS	92	4350	47.3	38.2	12	30	77	0

PUNT RETURNS	No.	FC	Yds.	Avg.	Long	TD
Cosby	27	9	269	10.0	30	0
Royal	12	9	194	16.2	85t	1
Decker	6	1	133	22.2	90t	1
Goodman	1	0	0	0.0	0	0
Willis	1	0	0	0.0	0	0
BRONCOS	47	19	596	12.7	90t	2
OPPONENTS	51	27	585	11.5	80t	1

KICKOFF RETURNS	No.	Yds.	Avg.	Long	TD
Cosby	17	457	26.9	63	0
Willis	8	163	20.4	29	0
Vaughn	7	210	30.0	67	0
Royal	3	47	15.7	20	0
Decker	2	50	25.0	34	0
Fells	1	20	20.0	20	0
Ball	1	9	9.0	9	0
BRONCOS	39	956	24.5	67	0
OPPONENTS	20	491	24.6	40	0

FIELD GOALS	1-19	20-29	30-39	40-49	50+
Prater	0/0	5/6	8/8	3/7	3/4
BRONCOS	0/0	5/6	8/8	3/7	3/4
OPPONENTS	0/0	12/12	9/10	6/9	5/8

PRATER: (28G,56N,30G)(34G)(127G)(35G)(49N,43N,52G)(39G)(43N,43G)(38G,41N)(37G)(41G,24G,37G)(46G,23G)(288,59G,51G)(26G)(1)(38G)

OPPONENTS: (45G,21G,63G)(45G,37G,23G)(46G)(1)(24G,32G,28G,51G,35G)(38G,36G,43G)(50G)(48G)(32G)(52N,21G,61N,45G)(53G,25G,48N,53N)(40G,25G,39G)(57G)(21G,34G)(45N,31N,28G,25G,25G,29G)(1)

2011 DEFENSIVE STATS

(based on unofficial press box statistics)

	TT	UT	A	S-YDS	I-YDS	PD	FF	FR
1 Williams	90	70	20	5-38	0-0	2	3	1
2 Woodyard	87	60	27	0-0	0-0	2	1	0
3 Mays	74	63	11	0-0	0-0	2	0	0
4 C. Harris	65	56	9	0-0	1-15	6	0	0
5 Miller	64	50	14	11.5-77	0-0	4	2	0
6 Dawkins	51	38	13	3-38	0-0	6	1	0
7 Q. Carter	49	41	8	1-4	0-0	0	0	0
Goodman	49	41	8	0-0	2-46	10	0	1
9 Bunkley	43	33	10	0-0	0-0	0	0	0
M. Thomas	43	29	14	0-0	0-0	1	0	1
11 Dumervil	42	31	11	9.5-63	0-0	1	0	1
12 Bailey	39	35	4	0-0	2-10	1	0	1
Ayers	39	25	14	3-12	0-0	2	1	1
14 McBean	33	19	14	4-10	0-0	0	0	0
15 Moore	31	28	3	0-0	1-18	2	0	1
16 Wilhite	26	23	3	2-18	1-2	2	0	0
17 Haggan	21	12	9	0-0	1-16	1	0	0
18 Hunter	20	16	4	1-6	0-0	1	1	1
19 Vaughn	19	15	4	0-0	1-55	4	0	0
20 Bruton	12	12	0	0-0	0-0	3	0	0
21 Jnrain	7	5	2	0-0	0-0	0	0	0
22 Vickerson	4	2	2	0-0	0-0	0	0	0
Harvey	4	2	2	0-0	0-0	0	0	1
24 TEAM	3	3	0	0-0	0-0	0	0	0
25 McCarthy	2	2	0	0-0	0-0	0	0	0
26 Cosby	1	1	0	0-0	0-0	0	0	0
TOTALS	918	713	205	40-266	9-152	59	10	7

2011 GAMES STARTED

OFFENSE

QB Orton, Kyle	5
QB Tebow, Tim	11
RB McGahee, Willis	14
RB Moreno, Knowshon	2
FB Larsen, Spencer	6
WR Decker, Eric	13
WR Lloyd, Brandon	4
WR Roy, Eddie	8
WR Thomas, Demaryius	5
TE Clark, Chris	6
TE Fells, Daniel	15
TE Green, Virgil	3
TEFB Rosario, Dante	3
T Thomas, Julius	3
C Walton, J.D.	16
T Clady, Ryan	16
T Franklin, Orlando	16
G Beadles, Zane	16
G Kuper, Chris	16

DEFENSE

DE Ayers, Robert	13
DE Dumervil, Elvis	14
DE Hunter, Jason	2
DL McBean, Ryan	3
DT Bunkley, Brodrick	13
DT Thomas, Marcus	11
DT Vickerson, Kevin	4
SLB Haggan, Mario	1
SLB Miller, Von	15
MLB Mays, Joe	12
MLB Williams, D.J.	13
LB Woodyard, Wesley	17
CB Bailey, Champ	13
CB Goodman, André	3
CB Vaughn, Cassius	3
DB Harris, Chris	4
DB Wilhite, Jonathan	2
S Bruton, David	1
S Carter, Quinton	10
S Dawkins, Brian	12
S Moore, Rahim	7

2011 COACHES

John Fox (Head Coach), **Dennis Allen** (Defensive Coordinator), **Mike McCoy** (Offensive Coordinator), **Jeff Rodgers** (Special Teams Coordinator), **Citany Barone** (Tight Ends), **Keith Burns** (Assistant Special Teams), **Brian Callahan** (Quality Control-Offense), **Adam Gase** (Quarterbacks), **Sam Gimes** (Assistant Secondary), **Justin Lovett** (Strength & Conditioning Assistant), **Dave Magazou** (Offensive Line), **Ron Milus** (Secondary), **Wayne Nummely** (Defensive Line), **Jay Rodgers** (Quality Control-Defense), **Greg Saporita** (Strength & Conditioning Assistant), **Richard Smith** (Linebackers), **Eric Stutesville** (Running Backs), **Tyke Tolbert** (Wide Receivers), **Rich Tuten** (Strength & Conditioning).

2011 LEADERS / RANKINGS

INDIVIDUAL	PLAYER	NO.	AFC RANK	NFL RANK	NFL LEADER	NO.
Points	Prater	87	17	35	Akers (SF)	166
Rushing Yards	McGahee	1,199	4	8	Jones-Drew (JAC)	1,606
Passing Yards	Tebow	1,729	14	31	Brees (NO)	5,476
Passer Rating	Tebow	72.9	14	27	Rodgers (GB)	122.5
Receiving Yards	Decker	612	32	70	Johnson (DET)	1,681
Receptions	Decker	44	42	85	Walker (NE)	122
Interceptions	Bailey/Goodman	2	23	63	Three players	7
Sacks	Miller	11.5	31	9	Allen (MIN)	22.0
OFFENSE	NO.	AFC RANK	NFL RANK	NFL LEADER	NO.	
Points Per Game	19.3	12	25	Green Bay	35.0	
Total Yards Per Game	316.6	11	23	New Orleans	467.1	
Yards Per Play	5.0	11	25	New Orleans	6.7	
Rushing Yards Per Game	164.5	1	1	Denver	164.5	
Net Passing Yards Per Game	152.1	15	31	New Orleans	334.2	
DEFENSE	NO.	AFC RANK	NFL RANK	NFL LEADER	NO.	
Points Per Game	24.4	13	24	Pittsburgh	14.2	
Total Yards Per Game	357.8	12	20	Pittsburgh	271.8	
Yards Per Play	5.4	11	29	Pittsburgh	4.5	
Rushing Yards Per Game	126.3	10	20	San Francisco	77.3	
Net Passing Yards Per Game	231.5	12	18	Pittsburgh	171.9	

2011 KEY AWARDS

Pro Bowl (6): CB Champ Bailey, T Ryan Clady, S Brian Dawkins, OLB Elvis Dumervil, RB Willis McGahee, LB Von Miller.

2011 NFL STANDINGS

AFC EAST

Team	W	L	T	Pct	PF	PA
*yz-New England	13	3	0	.813	513	342
New York Jets	8	8	0	.500	377	363
Miami	6	10	0	.375	329	313
Buffalo	6	10	0	.375	372	434

AFC NORTH

Team	W	L	T	Pct	PF	PA
yz-Baltimore	12	4	0	.750	378	266
x-Pittsburgh	12	4	0	.750	325	227
x-Cincinnati	9	7	0	.563	344	323
Cleveland	4	12	0	.250	218	307

AFC SOUTH

Team	W	L	T	Pct	PF	PA
y-Houston	10	6	0	.625	381	278
Tennessee	9	7	0	.563	325	317
Jacksonville	5	11	0	.313	243	329
Indianapolis	2	14	0	.125	243	430

AFC WEST

Team	W	L	T	Pct	PF	PA
y-Denver	8	8	0	.500	309	390
San Diego	8	8	0	.500	406	377
Oakland	8	8	0	.500	359	433
Kansas City	7	9	0	.438	212	338

NFC EAST

Team	W	L	T	Pct	PF	PA
y-New York Giants	9	7	0	.563	394	400
Philadelphia	8	8	0	.500	396	328
Dallas	8	8	0	.500	369	347
Washington	5	11	0	.313	288	367

NFC NORTH

Team	W	L	T	Pct	PF	PA
*yz-Green Bay	15	1	0	.938	560	359
x-Detroit	10	6	0	.625	474	387
Chicago	8	8	0	.500	353	341
Minnesota	3	13	0	.188	340	449

NFC SOUTH

Team	W	L	T	Pct	PF	PA
y-New Orleans	13	3	0	.813	547	339
x-Atlanta	10	6	0	.625	402	350
Carolina	6	10	0	.375	406	429
Tampa Bay	4	12	0	.250	287	494

NFC WEST

Team	W	L	T	Pct	PF	PA
yz-San Francisco	13	3	0	.813	380	229
Arizona	8	8	0	.500	312	348
Seattle	7	9	0	.438	321	315
St. Louis	2	14	0	.125	193	407

x - Playoffs; y - Division Title; z - First-round Bye; * - Home-field Advantage

WILD CARD PLAYOFF GAMES

1/7 - at Houston 31, Cincinnati 10
 1/7 - at New Orleans 45, Detroit 28
 1/8 - New York Giants 24, at Atlanta 2
 1/8 - at Denver 29, Pittsburgh 23 (OT)

DIVISIONAL PLAYOFF GAMES

1/14 - at San Francisco 36, New Orleans 32
 1/14 - at New England 45, Denver 10
 1/15 - at Baltimore 20, Houston 13
 1/15 - New York Giants 37, at Green Bay 20

CONFERENCE CHAMPIONSHIPS

1/22 - at New England 23, Baltimore 20
 1/22 - New York Giants 20, at San Francisco 17

SUPER BOWL XLVI (INDIANAPOLIS)

2/5 - New York Giants 21, New England 17

2010 FINAL STATISTICS (4-12)

Head Coach: Josh McDaniels (12) / Eric Studesville (4) AFC West: 4th Home Stadium: INVESCO Field at Mile High

Date	W-L	Score	Opponent	Attendance	RUSHING	No.	Yds.	Avg.	Long	TD
Sept 12	L	17-24	at Jacksonville	63,636	Moreno	182	779	4.3	35	5
Sept 19	W	31-14	Seattle	75,130	Tebow	43	227	5.3	40	6
Sept 26	L	13-27	Indianapolis	76,401	Ball	41	158	3.9	19	0
Oct 3	W	26-20	at Tennessee	69,143	Buckhalter	59	147	2.5	13	2
Oct 10	L	17-31	at Baltimore	71,246	Orton	22	98	4.5	14	0
Oct 17	L	20-24	N.Y. Jets	75,982	Maroney	36	74	2.1	13	0
Oct 24	L	14-59	Oakland	75,835	Royal	6	61	10.2	20	0
Oct 31	L	16-24	at San Francisco (London)	83,941	Larsen	3	18	6.0	14	0
Nov 14	W	49-29	Kansas City	75,334	D.Thomas	2	1	0.5	1	0
Nov 22	L	14-35	at San Diego	68,482	Colquitt	1	0	—	0	0
Nov 28	L	33-36	St. Louis	72,736	Brown	2	-1	-0.5	0	0
Dec 5	L	6-10	at Kansas City	67,267	Lloyd	1	-18	-18.0	-18	0
Dec 12	L	13-43	at Arizona	62,223	BRONCOS	398	1544	3.9	40t	13
Dec 19	L	23-39	at Oakland	44,246	OPPONENTS	531	2473	4.7	71t	26
Dec 26	W	24-23	Houston	73,691	RECEIVING	No.	Yds.	Avg.	Long	TD
Jan 2	L	28-33	San Diego	74,155	Lloyd	77	1448	18.8	71	11

TEAM STATISTICS		Den	Opp
TOTAL FIRST DOWNS		309	334
Rushing		81	126
Passing		204	184
Penalty		24	24
3RD DOWN: MADE/ATT		67/207	80/209
3rd Down Pct.		32.4	38.3
4TH DOWN: MADE/ATT		6/19	10/16
4th Down Pct.		31.6	62.5
POSSESSION AVG.		28:09	31:51
TOTAL NET YARDS		5582	6253
Avg. Per Game		348.9	390.8
Total Plays		1018	1056
Avg. Per Play		5.5	5.9

NET YARDS RUSHING		Den	Opp
Avg. Per Game		1544	2473
Total Rushes		96.5	154.6
NET YARDS PASSING		398	531
Avg. Per Game		4038	3780
Sacked/Yards Lost		252.4	236.3
Gross Yards		40/269	23/156
Att./Completions		4307	3936
Completion Pct.		580/334	502/297
Had Intercepted		57.6	59.2
PUNTS/AVERAGE		86/44.6	73/43.4
NET PUNTING AVG.		36.6	37.1
PENALTIES/YARDS		98/944	98/921
FUMBLES/BALL LOST		29/15	22/8
TOUCHDOWNS		40	55
Rushing		13	26
Passing		25	26
Returns		2	3

SCORE BY PERIODS		1	2	3	4	OT	PTS
BRONCOS		69	77	78	120	0	344
OPPONENTS		85	143	104	139	0	471

SCORING		TD	Ru	Pa	Ret	PAT	FG	S	PTS
Prater		0	0	0	0	28/29	16/18	0	76
Lloyd		11	0	11	0	0/0	0/0	0	66
Moreno		8	5	3	0	0/0	0/0	0	48
Tebow		6	6	0	0	0/0	0/0	0	36
Hauschka		0	0	0	0	10/10	6/7	0	28
Buckhalter		4	2	2	0	0/0	0/0	0	24
Royal		3	0	3	0	0/0	0/0	0	18
Gaffney		2	0	2	0	0/0	0/0	0	12
Thomas		2	0	2	0	0/0	0/0	0	12
Hunter		1	0	0	1	0/0	0/0	0	6
Larsen		1	0	1	0	0/0	0/0	0	6
Vaughn		1	0	0	1	0/0	0/0	0	6
Decker		1	0	1	0	0/0	0/0	0	6
BRONCOS		40	13	25	2	38/39	22/25	0	344
OPPONENTS		55	26	26	3	52/53	29/36	0	471

2-PT. CONVERSIONS: BRONCOS 0-1, OPPONENTS 0-2	
SACKS: D. Williams 5.5, Haggan 5.0, Hunter 3.0, Dawkins 2.0, Vickerson 2.0, Ayers 1.5, Woodyard 1.0, Bailey 1.0, BRONCOS 23.0, OPPONENTS 40.0	
FUM/Lost: Orton 4/4, Royal 4/2, Moreno 3/2, Thomas 3/2, Buckhalter 1/1, Thompson 3/1, Walton 1/1, Decker 3/1, Cox 1/1	

PUNTING		No.	Yds.	Avg.	Net	TB	In20	Long	B
Colquitt		86	3835	44.6	36.6	7	19	63	0
BRONCOS		86	3835	44.6	36.6	7	19	63	0
OPPONENTS		73	3169	43.4	37.1	7	27	61	0

PUNT RETURNS		No.	FC	Yds.	Avg.	Long	TD
Royal		25	12	298	11.9	33	0
Thompson		3	2	18	6.0	10	0
Cox		3	1	7	2.3	4	0
BRONCOS		31	15	323	10.4	33	0
OPPONENTS		50	17	550	11	63	0

KICKOFF RETURNS		No.	Yds.	Avg.	Long	TD
Decker		22	556	25.3	51	0
D.Thomas		16	398	24.9	65	0
Cox		9	172	19.1	30	0
Royal		5	107	21.4	33	0
Larsen		3	44	14.7	19	0
Vaughn		2	125	62.5	97t	1
Ball		2	33	16.5	18	0
BRONCOS		59	1435	24.3	97t	1
OPPONENTS		51	1259	24.7	98t	1

FIELD GOALS		1-19	20-29	30-39	40-49	50+
Prater		0/0	3/3	7/7	4/5	2/3
Hauschka		0/0	1/1	3/3	2/3	0/0
BRONCOS		0/0	4/4	10/10	6/8	2/3
OPPONENTS		0/0	3/3	10/11	11/13	5/9

PRATER: (54G)(20G)(25G,34G)(36G,36G,35G,36G)(38G)(59G,49N,48G)(32G)(58N)(49G,40G)(25G,41G) **HAUSCHKA:** (32G,40N,30G)(46G,35G,45G)(27G)(1)

OPPONENTS: (45G)(38G,33G)(35N,55G,46G)(37G)(56G)(31G)(34G,52N)(52N,40G)(52N)(28G,37G,45N,26G)(47G)(36G,48G,55G,49N,49G)(49G,35G,47G)(34G,54G,57G)(42G,45G,47G,37G,53N)

2010 DEFENSIVE STATS

(based on unofficial press box statistics)

	TT	UT	A	S-YDS	I-YDS	PD	FF	FR
1 D Williams	119	94	25	5.5-28.5	0-0	9	1	1
2 Haggan	87	75	12	5-45	0-0	1	2	1
3 Dawkins	66	55	11	2-12	1-2	5	2	0
4 Hill	63	54	9	0-0	2-67	4	1	1
5 Hunter	58	47	11	3-30	1-14	2	1	2
6 Cox	55	54	1	0-0	1-15	14	2	0
7 Jones	51	43	8	0-0	0-0	3	0	0
8 J. Williams	47	31	16	0-0	0-0	1	0	0
9 Bailey	45	41	4	1-9	2-0	13	0	0
10 Vickerson	42	33	9	2-4	1-4	3	1	0
11 Ayers	39	32	7	1.5-6.5	0-0	1	1	0
12 M. Thomas	36	30	6	1-3	0-0	1	0	0
13 Bannan	35	25	10	1-8	0-0	4	1	0
14 Mays	31	26	5	0-0	0-0	1	0	0
15 Woodyard	23	20	3	1-10	0-0	0	0	0
16 Fields	22	14	8	0-0	0-0	0	0	0
17 McBean	18	12	6	0-0	0-0	0	0	1
18 Goodman	17	17	0	0-0	0-0	8	0	0
19 McBath	15	15	0	0-0	0-0	1	0	0
20 Bruton	14	12	2	0-0	0-0	1	0	0
21 Thompson	10	7	3	0-0	0-0	4	0	0
22 Moss	3	2	1	0-0	0-0	0	0	0
23 Vaughn	3	3	0	0-0	0-0	0	0	0
24 McCarthy	2	1	0	0-0	0-0	0	0	0
25 Alexander	1	1	0	0-0	0-0	1	0	0
Royal	1	1	0	0-0	0-0	0	0	0
TOTALS	904	746	158	23-156	10-118	77	12	6

2010 GAMES STARTED

OFFENSE		DEFENSE	
QB Orton, Kyle	13	DL Bannan, Justin	16
QB Tebow, Tim	3	DE McBean, Ryan	4
RB Maroney, Laurence	3	DE Vickerson, Kevin	12
RB Moreno, Knowshon	13	DL Thomas, Marcus	2
FB Larsen, Spencer	5	NT Williams, Jamal	16
WR Gaffney, Jabar	11	ILB Mays, Joe	4
WR Lloyd, Brandon	11	ILB Williams, D.J.	15
WR Royal, Eddie	10	ILB Woodyard, Wesley	3
WR Thomas, Demaryius	2	LB Haggan, Mario	16
TE Graham, Daniel	16	OLB Ayers, Robert	10
TE/FB Gronkowski, Dan	4	OLB Hunter, Jason	12
TE Quinn, Richard	4	CB Bailey, Champ	15
C Walton, J.D.	16	CB Cox, Perrish	9
T Clady, Ryan	16	CB Goodman, André	8
T Harris, Ryan	10	DB Jones, Nate	3
G/T Beadles, Zane	14	S Bruton, David	2
G Daniels, Stanley	4	S Dawkins, Brian	11
G/TE Hochstein, Russ	6	S Hill, Renaldo	16
G Kuper, Chris	15	S McBath, Darcel	1

2010 COACHES

Josh McDaniels (Head Coach - First 12 Gms.), **Don Martindale** (Defensive Coordinator), **Mike McCoy** (Offensive Coordinator), **Mike Priefer** (Special Teams Coordinator), **Craig Aulkenman** (Defensive Assistant), **Cleary Barone** (Offensive Line), **Keith Burns** (Assistant Special Teams), **Brian Callahan** (Coaching Assistant), **Ed Donaleil** (Secondary), **Adam Gase** (Wide Receivers), **Bob Liguashty** (Tight Ends), **Justin Lovett** (Strength & Conditioning Assistant), **Ben McDaniels** (Quarterbacks), **Wayne Nunneley** (Defensive Line), **Roman Phifer** (Assistant Linebackers), **Jay Rodgers** (Coaching Assistant), **Greg Sporta** (Strength & Conditioning Assistant), **Eric Studeville** (Running Backs / Head Coach - Final 4 Gms.), **Mark Thewes** (V.P. of Team Admin./Asst. to Head Coach), **Rich Tulen** (Strength & Conditioning), **Bob Wylie** (Assistant Offensive Line).

2010 LEADERS / RANKINGS

INDIVIDUAL	PLAYER	NO.	AFC RANK	NFL RANK	NFL LEADER	NO.
Points	Prater	76	13	28	Akers (PHI)	143
Rushing Yards	Moreno	779	14	24	Foster (HOU)	1,616
Passing Yards	Orton	3,653	6	10	Rivers (SD)	4,710
Passer Rating	Orton	87.5	9	15	Brady (NE)	111.0
Receiving Yards	Lloyd	1,448	1	1	Lloyd (DEN)	1,448
Receptions	Lloyd	77	7	15t	White (ATL)	115
Interceptions	Bailey/Hill/Thompson	2	24t	58t	Reed (BAL)	8
Sacks	D. Williams	5.5	22t	49t	Ware (DAL)	15.5
OFFENSE	NO.	AFC RANK	NFL RANK	NFL LEADER	NO.	
Points Per Game	21.5	12	19	New England	32.4	
Total Yards Per Game	348.9	8	13	San Diego	395.6	
Yards Per Play	5.5	6	12	San Diego	6.1	
Rushing Yards Per Game	96.5	14	26	Kansas City	164.2	
Net Passing Yards Per Game	252.4	4	7	Indianapolis	288.1	
DEFENSE	NO.	AFC RANK	NFL RANK	NFL LEADER	NO.	
Points Per Game	29.4	16	32	Pittsburgh	14.5	
Total Yards Per Game	390.8	16	32	San Diego	271.6	
Yards Per Play	5.9	14	29	Pittsburgh	4.6	
Rushing Yards Per Game	154.6	15	31	Pittsburgh	62.8	
Net Passing Yards Per Game	236.3	12	25	San Diego	177.8	

2010 KEY AWARDS

Pro Bowl (2): CB Champ Bailey, WR Brandon Lloyd. **AP All-Pro (1):** WR Brandon Lloyd (second team).

2010 NFL STANDINGS

AFC EAST

Team	W	L	T	Pct	PF	PA
*yz-New England	14	2	0	.875	518	313
x-New York Jets	11	5	0	.688	367	304
Miami	7	9	0	.438	273	333
Buffalo	4	12	0	.250	283	425

AFC NORTH

Team	W	L	T	Pct	PF	PA
yz-Pittsburgh	12	4	0	.750	375	232
x-Baltimore	12	4	0	.750	357	270
Cleveland	5	11	0	.313	271	332
Cincinnati	4	12	0	.250	322	395

AFC SOUTH

Team	W	L	T	Pct	PF	PA
y-Indianapolis	10	6	0	.625	435	388
Jacksonville	8	8	0	.500	353	419
Houston	6	10	0	.375	390	427
Tennessee	6	10	0	.375	356	339

AFC WEST

Team	W	L	T	Pct	PF	PA
y-Kansas City	10	6	0	.625	366	326
San Diego	9	7	0	.563	441	322
Oakland	8	8	0	.500	410	371
Denver	4	12	0	.250	344	471

NFC EAST

Team	W	L	T	Pct	PF	PA
y-Philadelphia	10	6	0	.625	439	377
New York Giants	10	6	0	.625	394	347
Dallas	6	10	0	.375	394	436
Washington	6	10	0	.375	302	377

NFC NORTH

Team	W	L	T	Pct	PF	PA
yz-Chicago	11	5	0	.688	334	286
x-Green Bay	10	6	0	.625	388	240
Detroit	6	10	0	.375	362	369
Minnesota	6	10	0	.375	281	348

NFC SOUTH

Team	W	L	T	Pct	PF	PA
*yz-Atlanta	13	3	0	.813	414	288
x-New Orleans	11	5	0	.688	384	307
Tampa Bay	10	6	0	.625	341	317
Carolina	2	14	0	.125	196	408

NFC WEST

Team	W	L	T	Pct	PF	PA
y-Seattle	7	9	0	.438	310	407
St. Louis	7	9	0	.438	289	328
San Francisco	6	10	0	.375	305	346
Arizona	5	11	0	.313	289	434

x - Playoffs; y - Division Title; z - First-round Bye; * - Home-field Advantage

WILD CARD PLAYOFF GAMES

- 1/8 - Seattle 41, at New Orleans 36
- 1/8 - New York Jets 17, at Indianapolis 16
- 1/9 - at Baltimore 30, Kansas City 7
- 1/9 - Green Bay 21, at Philadelphia 16

DIVISIONAL PLAYOFF GAMES

- 1/15 - at Pittsburgh 31, Baltimore 24
- 1/15 - Green Bay 48, at Atlanta 21
- 1/16 - at Chicago 35, Seattle 24
- 1/16 - New York Jets 28, at New England 21

CONFERENCE CHAMPIONSHIPS

- 1/23 - Green Bay 21, at Chicago 14
- 1/23 - at Pittsburgh 24, New York Jets 19

SUPER BOWL XLV (NORTH TEXAS)

- 2/6 - Green Bay 31, Pittsburgh 25

2009 FINAL STATISTICS (8-8)

Head Coach: Josh McDaniels AFC West: 2nd Home Stadium: INVESCO Field at Mile High

Date	W-L	Score	Opponent	Attendance	RUSHING	No.	Yds.	Avg.	Long	TD
Sept 13	W	12-7	at Cincinnati	62,831	Moreno	247	947	3.8	36	7
Sept 20	W	27-6	Cleveland	73,931	Buckhalter	120	642	5.4	45t	1
Sept 27	W	23-3	at Oakland	45,602	Jordan	25	86	3.4	13	0
Oct 4	W	17-10	Dallas	76,440	Orton	24	71	3.0	13	0
Oct 11	W	20-17	New England (OT)	76,011	Hillis	13	54	4.2	13	1
Oct 19	W	34-23	at San Diego	68,615	Marshall	7	39	5.6	14	0
Nov 1	L	7-30	at Baltimore	71,132	Roy	1	1	1.0	1	0
Nov 9	L	10-28	Pittsburgh	76,716	Simms	3	-4	-1.3	-1	0
Nov 15	L	17-27	at Washington	85,247	BRONCOS	440	1836	4.2	45t	9
Nov 22	L	3-32	at San Diego	74,707	OPPONENTS	458	2059	4.5	56t	11
Nov 26	W	26-6	New York Giants	74,896	RECEIVING	No.	Yds.	Avg.	Long	TD
Dec 6	W	44-13	at Kansas City	68,912	Marshall	101	1120	11.1	75t	10
Dec 13	L	16-28	at Indianapolis	67,248	Gaffney	54	732	13.6	49	2
Dec 20	L	19-20	Oakland	74,502	Royal	37	345	9.3	20	0
Dec 27	L	27-30	at Philadelphia	69,144	Scheffler	31	416	13.4	52	2
Jan 3	L	24-44	Kansas City	73,725	Buckhalter	31	240	7.7	30	0
					Graham	28	289	10.3	24	1
					Moreno	28	213	7.6	27	2
					Stokley	19	327	17.2	87t	4
					Lloyd	8	117	14.6	44	0
					Hillis	4	19	4.8	6	0
					Kuper	0	*7	—	7	0
					BRONCOS	341	3825	11.2	87t	21
					OPPONENTS	298	3222	10.8	53	18

TEAM STATISTICS		Den	Opp	*receiving yardage gained by lateral	
TOTAL FIRST DOWNS		306	290		
Rushing		95	99		
Passing		186	167		
Penalty		25	24		
3RD DOWN: MADE/ATT		78/215	81/218		
3rd Down Pct.		36.3	37.2		
4TH DOWN: MADE/ATT		7/18	8/16		
4th Down Pct.		38.9	50.0		
POSSESSION AVG.		30:03	29:57		
TOTAL NET YARDS		5463	5040		
Avg. Per Game		341.4	315.0		
Total Plays		1032	1007		
Avg. Per Play		5.3	5.0		
NET YARDS RUSHING		1836	2059		
Avg. Per Game		114.8	128.7		
Total Rushes		440	458		
NET YARDS PASSING		3627	2981		
Avg. Per Game		226.7	186.3		
Sacked/Yards Lost		34/198	39/241		
Gross Yards		3825	3222		
Att./Completions		558/341	510/298		
Completion Pct.		61.1	58.4		
Had Intercepted		13	17		
PUNTS/AVERAGE		78/43.4	76/46.3		
NET PUNTING AVG.		78/36.7	76/40.0		
PENALTIES/YARDS		93/800	78/726		
FUMBLES/BALL LOST		15/10	30/13		
TOUCHDOWNS		34	34		
Rushing		9	11		
Passing		21	18		
Returns		4	5		

INTERCEPTIONS		No.	Yds.	Avg.	Long	TD
Goodman		5	65	13.0	30	0
Bailey		3	18	6.0	11	0
McBath		2	28	14.0	25	0
Hill		2	18	9.0	18	0
Dawkins		2	0	0.0	0	0
Law		1	37	37.0	37	0
Scheffler		1	5	5.0	5	0
Woodyard		1	0	0.0	0	0
BRONCOS		17	171	10.1	37	0
OPPONENTS		13	237	18.2	60t	3

PUNTING		No.	Yds.	Avg.	Net	TB	In20	Long	B
Berger		51	2142	42.0	37.9	2	13	65	0
Kern TM		27	1245	46.1	34.5	6	9	64	0
BRONCOS		78	3387	43.4	36.7	8	22	65	0
OPPONENTS		76	3520	46.3	40.0	3	27	65	0

PUNT RETURNS		No.	FC	Yds.	Avg.	Long	TD
Royal		30	13	335	11.2	71t	1
A. Smith		10	3	47	4.7	21	0
McKinley		3	0	32	10.7	14	0
Hill		1	0	0	0.0	0	0
Barrett		0	0	5	—	5	0
BRONCOS		44	16	419	9.5	71t	1
OPPONENTS		36	16	363	10.1	77t	1

KICKOFF RETURNS		No.	Yds.	Avg.	Long	TD
Royal		26	621	23.9	93t	1
Buckhalter		8	184	23.0	41	0
McKinley		7	158	22.6	30	0
Hillis		6	134	22.3	24	0
A. Smith		4	75	18.8	23	0
Hochstein		1	6	6.0	6	0
Jordan		1	6	6.0	6	0
Larsen		1	13	13.0	13	0
Polumbus		1	0	0.0	0	0
Quinn		1	19	19.0	19	0
Thomas		1	1	1.0	1	0
BRONCOS		57	1217	21.4	93t	1
OPPONENTS		49	1115	22.8	95t	1

FIELD GOALS		1-19	20-29	30-39	40-49	50+
Prater		0/0	14/14	6/8	8/10	2/3
BRONCOS		0/0	14/14	6/8	8/10	2/3
OPPONENTS		1/1	8/8	7/7	9/10	4/5

2-PT. CONVERSIONS: BRONCOS 0-2, OPPONENTS 0-0

SACKS: Dumervil 17, Holliday 5, Reid 4, Davis 3.5, D. Williams 3.5, Hill 2, Goodman 1, Haggan 1, Peterson 1, L. Smith 1, **BRONCOS 39.0, OPPONENTS 34.0**

FUM/Lost: Moreno 4/4, Orton 4/2, Buckhalter 3/2, Hillis 1/1, Polumbus 1/0, Royal 1/0, Simms 1/1

PRATER: (48G,50G)(23G,39N,38G,37N)(48G,21G,24G) (28G) (48N,24G,41G)(34G,54N,29G)(140G)(24G)(23G) (26G,32G,47G,24G) (44G,38G,37G)(42N,28G)(23G,43G, 51G,21G)(33G,46G)(25G)	
OPPONENTS:	(1)(22G,47G)(48G)(49G)(53G,40N)(20G,44G,50G, 55N) (43G,35G,31G)(1)(30G,35G)(28G,47G,28G,19G) (39G,52G) (22G,47G) (1) (54G,28G)(39G,45G,28G)(20G, 36G,47G)
PASSING	Att. Comp. Yds. Comp.% Yds/Att. TD TD% Int Int% Long Sack/Lost Rating
Orton	541 336 3802 62.1 7.03 21 3.9 12 2.2 87t 29/159 86.8
Simms	17 5 23 29.4 1.35 0 0.0 1 5.9 7 5/39 15.1
BRONCOS	558 341 3825 61.1 6.85 21 3.8 13 2.3 87t 34/198 84.4
OPPONENTS	510 298 3222 58.4 6.32 18 3.5 17 3.3 53 39/241 75.0

2009 DEFENSIVE STATS

(based on unofficial press box statistics)

	TT	UT	A	S-YDS	I-YDS	PD	FF	FR
1 D. Williams	122	100	22	3.5-25	0-0	7	3	2
2 Dawkins	116	95	21	0-0	2-0	10	1	3
3 Davis	90	67	23	3.5-27	0-0	3	0	0
4 Bailey	72	62	10	0-0	3-18	15	1	0
5 Hill	59	44	15	2-8	2-18	6	1	0
6 Haggan	55	45	10	1-10	0-0	1	3	0
7 Dumervil	49	42	7	17-88.5	0-0	4	3	1
8 Goodman	43	39	4	1-7	5-65	17	0	1
9 Peterson	40	26	14	1-13	0-0	0	1	0
10 Fields	37	22	15	0-0	0-0	0	0	0
11 Woodyard	35	25	10	0-0	1-0	2	1	0
12 Holliday	33	24	9	5-32	0-0	0	2	1
13 McBean	25	18	7	0-0	0-0	0	0	0
14 Ayers	18	13	5	0-0	0-0	2	0	1
15 McBeth	15	13	2	0-0	2-28	3	0	0
Thomas	15	9	6	0-0	0-0	0	0	0
17 Reid	14	9	5	4-28.5	0-0	2	1	2
18 J. Williams	12	12	0	0-0	0-0	3	0	0
19 A. Smith	11	7	4	0-0	0-0	3	0	0
20 Law	10	9	1	0-0	1-37	1	0	0
L. Smith	10	9	1	1-2	0-0	1	0	0
22 Bruton	5	4	1	0-0	0-0	1	0	0
23 Team	3	3	0	0-0	0-0	0	0	0
24 Barrett	2	2	0	0-0	0-0	0	0	0
25 Carter	1	1	0	0-0	0-0	1	0	1
Jordan	1	1	0	0-0	0-0	0	0	0
27 Moss	0	0	0	0-0	0-0	1	0	0
Scheffler	0	0	0	0-0	1-5	1	0	0
TOTALS	893	701	192	39-241	17-171	84	17	12

2009 GAMES STARTED

OFFENSE		DEFENSE	
QB Orton, Kyle	15	DE Ayers, Robert	1
QB Simms, Chris	1	DE Holliday, Vonnie	3
RB Buckhalter, Correll	7	DE Peterson, Kenny	14
RB Moreno, Knowshon	1	DE Smith, Le Kevin	2
FB Hillis, Peyton	2	DL McBean, Ryan	14
FB Larsen, Spencer	1	NT Fields, Ronald	16
WR Gaffney, Jabar	7	LB Davis, Andra	13
WR Lloyd, Brandon	1	LB/D/ Dumervil, Elvis	14
WR Marshall, Brandon	13	LB Haggan, Mario	2
WR Royal, Eddie	12	LB Williams, D.J.	16
WR Stokley, Brandon	2	CB Bailey, Champ	16
WR Willis, Matthew	1	CB Carter, Tony	1
TE Gorin, Brandon	1	CB Goodman, André	16
TE Graham, Daniel	14	CB Law, Ty	2
TE Scheffler, Tony	9	S Bruton, David	1
C Wiegmann, Casey	16	S Dawkins, Brian	16
T Clady, Ryan	16	S Hill, Renaldo	15
T Harris, Ryan	8		
T Polumbus, Tyler	8		
G Hamilton, Ben	8		
G/TE Hochstein, Russ	10		
G Kuper, Chris	15		

2009 COACHES

Josh McDaniels (Head Coach), **Mark Thues** (Assistant to Head Coach), **Mike McCoy** (Offensive Coordinator/Quarterbacks), **Mike Nolan** (Defensive Coordinator), **Mike Priefer** (Special Teams Coordinator), **Clancy Barone** (Tight Ends), **Rick Dennison** (Offensive Line), **Ed Donatell** (Secondary), **Adam Gase** (Wide Receivers), **Don Martindale** (Linebackers), **Wayne Nunnelly** (Defensive Line), **Greg Saporita** (Assistant Strength & Conditioning), **Bobby Turner** (Running Backs), **Rich Tuten** (Strength & Conditioning), **Roman Phifer** (Assistant Linebackers), **Keith Burns** (Coaching Assistant), **Ben McDaniels** (Coaching Assistant), **Jay Rodgers** (Coaching Assistant), **Kristi Nichols** (Assistant Coaches Secretary).

2009 LEADERS / RANKINGS

	PLAYER	NO.	AFC RANK	NFL RANK	NFL LEADER	NO.
Points	Prater	122	31	71	Kaeding (SD)	146
Rushing Yards	Moreno	947	10	16	Johnson (TEN)	2,006
Passing Yards	Orton	3,802	6	11	Schaub (HOU)	4,770
Passer Rating	Orton	86.9	7	14	Brees (NO)	109.6
Receiving Yards	Marshall	1,120	9	14	Johnson (HOU)	1,569
Receptions	Marshall	101	21	31	Weiker (NE)	123
Interceptions	Goodman	5	51	121	Four Players	9
Sacks	Dumervil	17	1	1	Dumervil (DEN)	17
OFFENSE		NO.	AFC RANK	NFL RANK	NFL LEADER	NO.
Points Per Game		20.4	10	20	New Orleans	31.9
Total Yards Per Game		341.4	8	15	New Orleans	403.8
Yards Per Play		5.3	9	16	Dallas	6.3
Rushing Yards Per Game		114.8	11	18	New York Jets	172.3
Net Passing Yards Per Game		226.7	6	13	Houston	290.9
DEFENSE		NO.	AFC RANK	NFL RANK	NFL LEADER	NO.
Points Per Game		20.3	71	121	New York Jets	14.8
Total Yards Per Game		315.0	5	7	New York Jets	252.3
Yards Per Play		5.0	4	7	New York Jets	4.2
Rushing Yards Per Game		128.7	12	26	Green Bay	83.3
Net Passing Yards Per Game		186.3	3	3	New York Jets	153.7

2009 KEY AWARDS

Pro Bowl (5): CB Champ Bailey, T Ryan Clady, S Brian Dawkins, LB Elvis Dumervil, WR Brandon Marshall. **AP All-Pro (3):** T Ryan Clady (first team), S Brian Dawkins (second team), LB Elvis Dumervil (first team). **NFL Alumni Pass Rusher of the Year:** LB Elvis Dumervil.

2009 NFL STANDINGS

AFC EAST

Team	W	L	T	Pct	PF	PA
y-New England	10	6	0	.625	427	285
x-New York Jets	9	7	0	.563	348	236
Miami	7	9	0	.438	360	390
Buffalo	6	10	0	.375	258	326

AFC NORTH

Team	W	L	T	Pct	PF	PA
y-Cincinnati	10	6	0	.625	305	291
x-Baltimore	9	7	0	.563	391	261
Pittsburgh	9	7	0	.563	368	324
Cleveland	5	11	0	.313	245	375

AFC SOUTH

Team	W	L	T	Pct	PF	PA
*yz-Indianapolis	14	2	0	.875	416	307
Houston	9	7	0	.563	388	333
Tennessee	8	8	0	.500	354	402
Jacksonville	7	9	0	.438	290	380

AFC WEST

Team	W	L	T	Pct	PF	PA
yz-San Diego	13	3	0	.813	454	320
Denver	8	8	0	.500	326	324
Oakland	5	11	0	.313	197	379
Kansas City	4	12	0	.250	294	424

NFC EAST

Team	W	L	T	Pct	PF	PA
y-Dallas	11	5	0	.688	361	250
x-Philadelphia	11	5	0	.688	429	337
New York Giants	8	8	0	.500	402	427
Washington	4	12	0	.250	266	336

NFC NORTH

Team	W	L	T	Pct	PF	PA
yz-Minnesota	12	4	0	.750	470	312
x-Green Bay	11	5	0	.688	461	297
Chicago	7	9	0	.438	327	375
Detroit	2	14	0	.125	262	494

NFC SOUTH

Team	W	L	T	Pct	PF	PA
*yz-New Orleans	13	3	0	.813	510	341
Atlanta	9	7	0	.563	363	325
Carolina	8	8	0	.500	315	308
Tampa Bay	3	13	0	.188	244	400

NFC WEST

Team	W	L	T	Pct	PF	PA
y-Arizona	10	6	0	.625	375	325
San Francisco	8	8	0	.500	330	281
Seattle	5	11	0	.313	280	390
St. Louis	1	15	0	.063	175	436

x - Playoffs; y - Division Title; z - First-round Bye; * - Home-field Advantage

WILD CARD PLAYOFF GAMES

1/9 - New York Jets 24, at Cincinnati 14
 1/9 - at Dallas 34, Philadelphia 14
 1/10 - Baltimore 33, at New England 14
 1/10 - at Arizona 51, Green Bay 45 (OT)

DIVISIONAL PLAYOFF GAMES

1/16 - at New Orleans 45, Arizona 14
 1/16 - at Indianapolis 20, Baltimore 3
 1/17 - at Minnesota 34, Dallas 3
 1/17 - New York Jets 17, at San Diego 14

CONFERENCE CHAMPIONSHIPS

1/24 - at Indianapolis 30, New York Jets 17
 1/24 - at New Orleans 31, Minnesota 28 (OT)

SUPER BOWL XLIV (South Florida)

2/7 - New Orleans 31, Indianapolis 17

2008 FINAL STATISTICS (8-8)

Head Coach: Mike Shanahan AFC West: 2nd Home Stadium: INVESCO Field at Mile High

Date	W-L	Score	Opponent	Attendance	RUSHING	No.	Yds.	Avg.	Long	TD
Sept 8	W	41-14	at Oakland	62,762	Hillis	68	343	5.0	19	5
Sept 14	W	39-38	San Diego	75,915	Pittman	76	320	4.2	20	4
Sept 21	W	34-32	New Orleans	75,713	Young	61	303	5.0	49	1
Sept 28	L	19-33	at Kansas City	74,623	T. Bell	44	249	5.7	37	2
Oct 5	W	16-13	Tampa Bay	75,480	Cutler	57	200	3.5	18	2
Oct 12	L	17-24	Jacksonville	75,674	Hall	35	144	4.1	16	0
Oct 20	L	7-41	at New England	68,756	Pope	17	130	7.6	24	0
Nov 2	L	17-26	Miami	75,499	Royal	11	109	9.9	71	0
Nov 6	W	34-30	at Cleveland	73,141	Torain	15	69	4.6	19	1
Nov 16	W	24-20	at Atlanta	64,358	Scheffler	1	-1	-1.0	-1	0
Nov 23	L	10-31	Oakland	76,067	Marshall	2	-4	-2.0	7	0
Nov 30	W	34-17	at New York Jets	78,809	BRONCOS	387	1862	4.8	71	15
Dec 7	W	24-17	Kansas City	75,187	OPPONENTS	469	2337	5.0	65	26
Dec 14	L	10-30	at Carolina	73,690	RECEIVING	No.	Yds.	Avg.	Long	TD
Dec 21	L	23-30	Buffalo	74,539	Marshall	104	1265	12.2	47	6
Dec 28	L	21-52	at San Diego	69,131	Royal	91	980	10.8	93	5

TEAM STATISTICS		Den	Opp
TOTAL FIRST DOWNS			
Rushing		103	122
Passing		223	196
Penalty		28	19
3RD DOWN: MADE/ATT		95/200	89/202
3rd Down Pct.		47.5	44.1
4TH DOWN: MADE/ATT		4/10	10/18
4th Down Pct.		40.0	55.6
POSSESSION AVG.		28:44	31:16
TOTAL NET YARDS		6333	5993
Avg. Per Game		395.8	374.6
Total Plays		1019	990
Avg. Per Play		6.2	6.1
NET YARDS RUSHING		1862	2337
Avg. Per Game		116.4	146.1
Total Rushes		387	469
NET YARDS PASSING		4471	3656
Avg. Per Game		279.4	228.5
Sacked/Yards Lost		12/74	26/141
Gross Yards		4545	3797
Att./Completions		620/386	495/333
Completion Pct.		62.3	67.3
Had Intercepted		18	6
PUNTS/AVERAGE		46/46.7	52/46.4
NET PUNTING AVG.		46/37.8	52/39.6
PENALTIES/YARDS		77/739	83/738
FUMBLES/BALL LOST		18/12	15/7
TOUCHDOWNS		42	50
Rushing		15	26
Passing		25	20
Returns		2	4

SCORE BY PERIODS	1	2	3	4	OT	PTS
BRONCOS	106	86	70	108	0	370
OPPONENTS	84	145	88	131	0	448

SCORING	TD	Ru	Pa	Ret	PAT	FG	S	PTS
Prater	0	0	0	0	39/40	25/34	0	114
Hillis	6	5	1	0	0	0	0	36
Marshall	6	0	6	0	0	0	0	36
Royal	5	0	5	0	0	0	0	32
Graham	4	0	4	0	0	0	0	24
Pittman	4	4	0	0	0	0	0	24
Scheffler	3	0	3	0	0	0	0	18
Stokley	3	0	3	0	0	0	0	18
Cutler	2	2	0	0	0	0	0	14
T. Bell	2	2	0	0	0	0	0	12
Fox	1	0	1	0	0	0	0	6
D. Jackson	1	0	1	0	0	0	0	6
N. Jackson	1	0	1	0	0	0	0	6
Pope	1	0	1	0	0	0	0	6
Torain	1	1	0	0	0	0	0	6
Webster	1	0	0	1	0	0	0	6
Young	1	1	0	0	0	0	0	6
BRONCOS	42	15	25	2	39/40	25/34	0	370
OPPONENTS	50	26	20	4	48/48	32/35	1	448

2-PT. CONVERSIONS: Cutler, Royal, **BRONCOS 2-2, OPPONENTS 1-2**

SACKS: Dumervil 5, Ekuban 5, Peterson 3, Moss 2.5, D. Williams 2.5, Webster 2, Robertson 1.5, C. Bailey 1, Engelberger 1, Haggan 1, (group) 1, Winborn 0.5, **BRONCOS 26.0, OPPONENTS 12.0**

FUM/Lost: Cutler 5/2, Marshall 4/3, Hall 2/2, Royal 2/1, C. Jackson 1/0, Ramsey 1/1, Scheffler 1/1, Thomas 1/1, Young 1/1

RECEIVING	No.	Yds.	Avg.	Long	TD
Marshall	104	1265	12.2	47	6
Royal	91	980	10.8	93	5
Stokley	49	528	10.8	36	3
Scheffler	40	645	16.1	72	3
Graham	32	389	12.2	28	4
Hillis	14	179	12.8	47	1
D. Jackson	12	190	15.8	48	1
N. Jackson	11	84	7.6	19	1
Pittman	10	112	11.2	40	0
T. Bell	10	57	5.7	12	0
Martinez	3	32	10.7	12	0
Hall	3	25	8.3	11	0
Pope	3	24	8.0	16	1
Young	3	16	5.3	8	0
C. Jackson	1	19	19.0	19	0
BRONCOS	386	4545	11.8	93	25
OPPONENTS	333	3797	11.4	74	20

INTERCEPTIONS	No.	Yds.	Avg.	Long	TD
Bly	2	5	2.5	5	0
Barrett	1	34	34.0	34	0
Paymah	1	13	13.0	13	0
Thomas	1	11	11.0	11	0
C. Bailey	1	0	0.0	0	0
BRONCOS	6	63	10.5	34	0
OPPONENTS	18	153	8.5	32	2

PUNTING	No.	Yds.	Avg.	Net	TB	In20	Long	B
Kern	46	2150	46.7	37.8	4	13	64	0
BRONCOS	46	2150	46.7	37.8	4	13	64	0
OPPONENTS	52	2413	46.4	39.6	8	22	71	0

PUNT RETURNS	No.	FC	Yds.	Avg.	Long	TD
Royal	14	10	140	10.0	36	0
Martinez	5	0	56	11.2	27	0
Haggan	1	0	0	0.0	0	0
BRONCOS	20	10	196	9.8	36	0
OPPONENTS	28	6	330	11.8	89	1

KICKOFF RETURNS	No.	Yds.	Avg.	Long	TD
Royal	23	600	26.1	95	0
Hall	21	469	22.3	28	0
C. Jackson	8	162	20.3	24	0
Young	8	176	22.0	31	0
Hillis	4	65	16.3	25	0
Russell	2	44	22.0	25	0
T. Bell	1	8	8.0	8	0
Engelberger	1	9	9.0	9	0
Martinez	1	0	0.0	0	0
Mustard	1	17	17.0	17	0
Putzier LG	1	0	0.0	0	0
Putzier TM	1	0	0.0	0	0
BRONCOS	71	1550	21.8	95	0
OPPONENTS	63	1554	24.7	103	1

FIELD GOALS	1-19	20-29	30-39	40-49	50+
Prater	0/0	7/8	8/9	5/11	5/6
BRONCOS	0/0	7/8	8/9	5/11	5/6
OPPONENTS	0/0	10/10	10/10	11/13	1/2

PRATER: (26G,43G)(52G)(27G,34G)(28N,56G,51G,22G,33G)(55G,40G,27G)(39G)(1)(50G,49N)(38N,35G,30G)(49N,20G)(47N,44G,43N)(25G,35G)(33G,48N)(43G,47N)(23G,30G,54N,43G)(1)

OPPONENTS: (1)(34G,21G,28G)(43G,51N,43N)(23G,21G,48N,43G,33G)(33G,31G)(48G)(31G,40G)(45G,47G,23G,41G)(24G,52G,33G)(46G,36G)(26G)(30G)(26G)(39G,44G,42G)(37G,49G,28G)(28G)

PASSING	Att.	Comp.	Yds.	Comp.%	Yds/Att.	TD	TD%	Int	Int%	Long	Sack/Lost	Rating
Cutler	616	384	4526	62.3	7.35	25	4.1	18	2.9	93	11/69	86.0
Ramsey	3	2	19	66.7	6.33	0	0.0	0	0.0	10	1/5	84.0
Royal	1	0	0	0.0	0.00	0	0.0	0	0.0	—	0/0	39.6
BRONCOS	620	386	4545	62.3	7.33	25	4.0	18	2.9	93	12/74	85.9
OPPONENTS	495	333	3797	67.3	7.67	20	4.0	6	1.2	74	26/141	98.5

2008 DEFENSIVE STATS

(based on coaches' film review)

	TT	UT	A	S-YDS	I-YDS	PD	FF	FR
1 Winborn	117	84	33	0.5-2.5	0-0	10	0	0
2 D. Williams	123	83	31	2.5-1.3	0-0	0	1	1
3 Webster	90	71	19	2-9	0-0	5	1	1
4 Manuel	87	68	19	0-0	0-0	7	0	0
5 Bly	77	63	14	0-0	2-5	8	1	0
6 Thomas	57	35	22	0-0	1-11	1	1	0
7 C. Bailey	56	45	11	1-5	0-0	4	3	0
8 Woodyard	54	40	14	0-0	0-0	1	1	0
9 Engelberger	51	34	17	1-1	0-0	0	1	0
10 Ekuban	49	39	10	5-34	0-0	1	0	1
11 Robertson	45	24	21	1.5-3.5	0-0	0	1	0
12 B. Bailey	44	33	11	0-0	0-0	0	0	1
13 Dumervil	44	30	14	5-9	0-0	0	1	1
14 J. Bell	43	36	7	0-0	0-0	4	0	0
15 Peterson	39	23	16	3-14	0-0	1	1	0
16 McCree	36	28	8	0-0	0-0	2	0	0
17 Paymah	29	26	3	0-0	1-13	4	0	1
18 Moss	25	18	9	2.5-1.3	0-0	0	0	0
19 Clemons	24	10	14	0-0	0-0	1	0	0
20 Barrett	23	15	8	0-0	1-34	4	0	0
21 Lowry	21	14	7	0-0	0-0	3	0	0
22 Fox	20	13	7	0-0	0-0	0	0	1
23 Haggan	20	16	4	1-1	0-0	0	0	0
24 Larsen	15	13	2	0-0	0-0	1	0	0
25 J. Williams	15	9	0	0-0	0-0	0	0	0
26 Green	6	4	2	0-0	0-0	0	0	0
27 Rogers	6	4	2	0-0	0-0	0	0	0
28 Shaw	5	3	2	0-0	0-0	0	0	0
29 Crowder	4	2	1	0-0	0-0	0	0	0
30 Koutouvides	2	1	1	0-0	0-0	0	0	0
31 Abdullah	1	1	0	0-0	0-0	0	0	0
Team	1	1	0	1-10	0-0	0	0	0
TOTALS	1203	891	312	26-141	6-63	58	10	7

2008 GAMES STARTED

OFFENSE

QB Cutler, Jay	16
RB Bell, Tatum	3
RB Pittman, Michael	3
RB Pope, P.J.	1
RB Torain, Ryan	1
RB Young, Selvin	5
FB/RB Hillis, Peyton	6
FB Larsen, Spencer	1
WR Jackson, Darrell	2
WR Marshall, Brandon	15
WR Royal, Eddie	15
WR Stokley, Brandon	2
TE Graham, Daniel	16
TE Jackson, Nate	3
TE Scheffler, Tony	7
C Wiegmann, Casey	16
T Clady, Ryan	16
T Harris, Ryan	16
G Hamilton, Ben	16
G Kuper, Chris	16

DEFENSE

DE Dumervil, Elvis	15
DE Ekuban, Ebenezer	10
DE Engelberger, John	6
DT Peterson, Kenny	1
DT Robertson, Dewayne	15
DT Thomas, Marcus	15
LB Bailey, Boss	6
LB Larsen, Spencer	3
LB Webster, Nate	13
LB Williams, D.J.	11
LB Winborn, Jamie	11
LB Woodyard, Wesley	6
CB Bailey, Champ	9
CB Bell, Joshua	9
CB Bly, Dre	6
CB Paymah, Karl	12
S Barrett, Josh	3
S Fox, Vernon	3
S Lowry, Calvin	3
S Manuel, Marquand	14
S McCree, Marlon	7
S Rogers, Roderick	1

2008 COACHES

Mike Shanahan (Head Coach), **Rick Dennison** (Offensive Coordinator/Offensive Line), **Bob Stovick** (Defensive Coordinator/Defensive Backs), **Scott O'Brien** (Special Teams Coordinator), **Steve Wallace** (Associate Head Coach), **Joe Baker** (Offensive Assistant), **Jeremy Bates** (Quarterbacks), **Ronnie Bradford** (Defensive Backs), **Jacob Burney** (Defensive Line), **Keith Burns** (Special Teams Assistant), **Dwayne Chandler** (Assistant Strength & Conditioning), **Jed Fisch** (Wide Receivers), **Charlie Jackson** (Defensive Assistant), **Bill Johnson** (Defensive Line), **Pat McPherson** (Tight Ends), **Jim Ryan** (Linebackers), **Greg Saporita** (Assistant Strength & Conditioning), **Ryan Stovick** (Assistant Defensive Backs), **Bobby Turner** (Running Backs), **Rich Tuten** (Strength & Conditioning).

2008 LEADERS / RANKINGS

INDIVIDUAL	PLAYER	NO.	AFC RANK	NFL RANK	NFL LEADER	NO.
Points	Prater	114	6	19	Gostkowski (NE)	148
Rushing Yards	Hillis	343	31	59	Peterson (MIN)	1,760
Passing Yards	Cutler	4,526	1	3	Brees (NO)	5,069
Passer Rating	Cutler	86.0	6	16	Rivers (SD)	105.5
Receiving Yards	Marshall	1,265	2	7	Johnson (HOU)	1,575
Receptions	Marshall	104	3	3	Johnson (HOU)	115
Interceptions	Bly	2	34	60	Reed (BAL)	9
Sacks	Dumervil/Ekuban	5	17	43	Ware (DAL)	20.0

OFFENSE	NO.	AFC RANK	NFL RANK	NFL LEADER	NO.
Points Per Game	23.1	7	16	New Orleans	28.9
Total Yards Per Game	395.8	1	2	New Orleans	410.7
Yards Per Play	6.2	1	2	New Orleans	6.3
Rushing Yards Per Game	116.4	7	12	New York Giants	157.4
Net Passing Yards Per Game	279.4	1	3	New Orleans	311.1

DEFENSE	NO.	AFC RANK	NFL RANK	NFL LEADER	NO.
Points Per Game	28.0	16	30	Pittsburgh	13.9
Total Yards Per Game	374.6	15	29	Pittsburgh	237.2
Yards Per Play	6.1	16	30	Pittsburgh	3.9
Rushing Yards Per Game	146.1	13	27	Minnesota	76.9
Net Passing Yards Per Game	228.5	13	26	Pittsburgh	156.9

2008 KEY AWARDS

Pro Bowl (3): QB Jay Cutler, WR Brandon Marshall, C Casey Wiegmann.
AP All-Pro (1): T Ryan Clady (second team).

2008 NFL STANDINGS

AFC EAST

Team	W	L	T	Pct	PF	PA
y-Miami	11	5	0	.688	345	317
New England	11	5	0	.688	410	309
New York Jets	9	7	0	.563	405	356
Buffalo	7	9	0	.438	336	342

AFC NORTH

Team	W	L	T	Pct	PF	PA
yz-Pittsburgh	12	4	0	.750	347	223
x-Baltimore	11	5	0	.688	385	244
Cincinnati	4	11	1	.281	204	364
Cleveland	4	12	0	.250	232	350

AFC SOUTH

Team	W	L	T	Pct	PF	PA
*yz-Tennessee	13	3	0	.813	375	234
x-Indianapolis	12	4	0	.750	377	298
Houston	8	8	0	.500	366	394
Jacksonville	5	11	0	.313	302	367

AFC WEST

Team	W	L	T	Pct	PF	PA
y-San Diego	8	8	0	.500	439	347
Denver	8	8	0	.500	370	448
Oakland	5	11	0	.313	263	388
Kansas City	2	14	0	.125	291	440

NFC EAST

Team	W	L	T	Pct	PF	PA
*yz-New York Giants	12	4	0	.750	427	294
x-Philadelphia	9	6	1	.594	416	289
Dallas	8	7	0	.563	362	365
Washington	9	8	0	.500	265	296

NFC NORTH

Team	W	L	T	Pct	PF	PA
y-Minnesota	10	6	0	.625	379	333
Chicago	9	7	0	.563	375	350
Green Bay	6	10	0	.375	419	380
Detroit	0	16	0	.000	268	517

NFC SOUTH

Team	W	L	T	Pct	PF	PA
yz-Carolina	12	4	0	.750	414	329
x-Atlanta	11	5	0	.688	391	325
Tampa Bay	9	7	0	.563	361	323
New Orleans	8	8	0	.500	463	393

NFC WEST

Team	W	L	T	Pct	PF	PA
y-Arizona	9	7	0	.563	427	426
San Francisco	7	9	0	.438	339	381
Seattle	4	12	0	.250	294	392
St. Louis	2	14	0	.125	232	465

x - Playoffs; y - Division Title; z - First-round Bye; * - Home-field Advantage

WILD CARD PLAYOFF GAMES

1/3 - at Arizona 30, Atlanta 24
 1/3 - at San Diego 23, Indianapolis 17 (OT)
 1/4 - Baltimore 27, at Miami 9
 1/4 - Philadelphia 26, at Minnesota 14

DIVISIONAL PLAYOFF GAMES

1/10 - Baltimore 13, at Tennessee 10
 1/10 - Arizona 33, at Carolina 13
 1/11 - Philadelphia 23, at New York Giants 11
 1/11 - at Pittsburgh 35, San Diego 24

CONFERENCE CHAMPIONSHIPS

1/18 - at Arizona 32, Philadelphia 25
 1/18 - at Pittsburgh 23, Baltimore 14

SUPER BOWL XLIII (TAMPA, FLA.)

2/1 - Pittsburgh 27, Arizona 23

2007 FINAL STATISTICS (7-9)

Head Coach: Mike Shanahan AFC West: 2nd Home Stadium: INVESCO Field at Mile High

Date	W-L	Score	Opponent	Attendance	RUSHING	No.	Yds.	Avg.	Long	TD
Sept 9	W	15-14	at Buffalo	71,132	Young	140	729	5.2	50	1
Sept 16	W	23-20	Oakland (OT)	76,784	Henry	167	691	4.1	33	4
Sept 23	L	14-23	Jacksonville	76,463	Hall	44	216	4.9	62t	2
Sept 30	L	20-38	at Indianapolis	57,274	Cutler	44	205	4.7	31	1
Oct 7	L	3-41	San Diego	76,879	Sapp	18	59	3.3	12	2
Oct 21	W	31-28	Pittsburgh	77,038	Marshall	5	57	11.4	24	0
Oct 29	L	13-19	Green Bay (OT)	77,160	Ramsey	2	6	3.0	4	0
Nov 4	L	7-44	at Detroit	60,783	Bell	6	3	0.5	3	0
Nov 11	W	27-11	at Kansas City	77,368	Walker	2	-3	-1.5	-1	0
Nov 19	W	34-20	Tennessee	76,590	Stokley	1	-6	-6.0	-6	0
Nov 25	L	34-37	at Chicago (OT)	62,148	Jacobs LG	1	-8	-8.0	-8	0
Dec 2	L	20-34	at Oakland	61,990	BRONCOS	429	1957	4.6	62t	10
Dec 9	W	41-7	Kansas City	75,895	OPPONENTS	501	2282	4.6	74t	14
Dec 13	L	13-31	at Houston	70,747	RECEIVING	No.	Yds.	Avg.	Long	TD
Dec 24	L	3-23	at San Diego	65,477	Marshall	102	1325	13.0	68t	7
Dec 30	W	22-19	Minnesota (OT)	76,084	Scheffler	49	549	11.2	41	5

TEAM STATISTICS		Den	Opp
TOTAL FIRST DOWNS			
Rushing		305	306
Passing		96	119
Penalty		187	168
		22	19
3RD DOWN: MADE/ATT			
		80/198	91/213
3rd Down Pct.		40.4	42.7
4TH DOWN: MADE/ATT			
		7/22	10/13
4th Down Pct.		31.8	76.9
POSSESSION AVG.			
		29:09	30:51
TOTAL NET YARDS			
		5541	5376
Avg. Per Game		346.3	336.0
Total Plays		976	992
Avg. Per Play		5.7	5.4
NET YARDS RUSHING			
		1957	2282
Avg. Per Game		122.3	142.6
Total Rushes		429	501
NET YARDS PASSING			
		3584	3094
Avg. Per Game		224.0	193.4
Sacked/Yards Lost		32/175	33/203
Gross Yards		3759	3297
Att./Completions		515/326	458/279
Completion Pct.		63.3	60.9
Had Intercepted		15	14
PUNTS/AVERAGE			
		60/43.8	60/43.9
NET PUNTING AVG.			
		60/36.3	60/38.7
PENALTIES/YARDS			
		90/610	82/628
FUMBLES/BALL LOST			
		30/14	34/16
TOUCHDOWNS			
Rushing		34	46
Passing		10	14
Returns		21	25
		3	7

SCORE BY PERIODS		1	2	3	4	OT	PTS		
BRONCOS		75	89	94	56	6	320		
OPPONENTS		68	103	114	115	9	409		
SCORING		TD	Ru	Pa	Ret	PAT	FG	S	PTS
Elam		0	0	0	0	33/33	27/31	0	114
Marshall		7	0	7	0	0	0	42	0
Scheffler		5	0	5	0	0	0	30	0
Stokley		5	0	5	0	0	0	30	0
Henry		4	4	0	0	0	0	24	0
Sapp		3	2	1	0	0	0	18	0
Graham		2	0	2	0	0	0	12	0
Hall		2	2	0	0	0	0	12	0
Crowder		1	0	0	1	0	0	6	0
Cutler		1	1	0	0	0	0	6	0
Jackson		1	0	1	0	0	0	6	0
Jacobs LG		1	0	1	0	0	0	6	0
Martinez		1	0	0	1	0	0	6	0
Webster		1	0	0	1	0	0	6	0
Young		1	1	0	0	0	0	6	0
Prater LG		0	0	0	0	1/1	1/4	0	4
BRONCOS		34	10	21	3	33/33	27/31	1	320
OPPONENTS		46	14	25	7	42/42	27/33	2	409

2-PT. CONVERSIONS: BRONCOS 0-1, OPPONENTS 3-3

SACKS: Dumervil 12.5, Crowder 4, Mallard LG 3.5, Mallard TM 3.5, McKinley 2.5, Gold 2, (Group) 2, Bly 1, Engelberger 1, Lynch 1, Moss 1, Peterson 1, Williams 1, Winborn 0.5. **BRONCOS 33.0, OPPONENTS 32.0**

FUM/LOST: Cutler 11/4, Henry 3/1, Marshall 3/1, Martinez 3/1, Clark (TM) 2/2, Ramsey 2/1, Young 2/1, Bell 1/1, Hall 1/0, Hixon (TM) 1/1, Scheffler 1/1

TOTAL NET YARDS		Den	Opp						
		5541	5376						
BRONCOS									
		326	3759						
OPPONENTS									
		279	3297						
INTERCEPTIONS		No.	Yds.	Avg.	Long	TD			
Bly		5	71	14.2	37	0			
Bailey		3	3	1.0	3	0			
Paymah		2	0	0.0	0	0			
Dumervil		1	27	27.0	27	0			
Gold		1	6	6.0	6	0			
Williams		1	0	0.0	0	0			
Thomas		1	-2	-2.0	-2	0			
BRONCOS		14	105	7.5	37	0			
OPPONENTS		15	229	15.3	66t	2			
PUNTING		No.	Yds.	Avg.	Net	TB	In20	Long	B
Sauerbrun		47	2200	46.8	36.1	6	14	65	2
Ernster LG		12	434	36.2	35.6	0	3	59	0
Ernster T		5	178	35.6	35.6	0	1	59	0
Paulescu		5	221	44.2	40.0	0	1	51	0
Elam		1	31	31.0	31.0	0	1	31	0
BRONCOS		60	2630	43.8	36.3	6	17	65	2
OPPONENTS		60	2633	43.9	38.7	5	26	63	1
PUNT RETURNS		No.	FC	Yds.	Avg.	Long	TD		
Martinez		14	12	157	11.2	80t	1		
Hixon TM		7	5	32	4.6	14	0		
Bly		2	0	20	10.0	10	0		
BRONCOS		23	17	209	9.1	80t	1		
OPPONENTS		31	3	334	10.8	75t	2		
KICKOFF RETURNS		No.	Yds.	Avg.	Long	TD			
Hall		19	475	25.0	34	0			
Martinez		15	330	22.0	35	0			
Hixon TM		12	274	22.8	35	0			
Clark TM		3	70	23.3	26	0			
Jacobs LG		3	35	11.7	15	0			
Jacobs TM		3	35	11.7	15	0			
Young		3	56	18.7	25	0			
Sapp		2	30	15.0	22	0			
Bly		1	23	23.0	23	0			
BRONCOS		58	1293	22.3	35	0			
OPPONENTS		62	1424	23.0	88t	1			
FIELD GOALS		1-19	20-29	30-39	40-49	50+			
Elam		0/0	11/11	6/6	9/12	1/2			
Prater LG		0/0	0/1	0/0	1/3	0/0			
BRONCOS		0/0	11/11	6/6	9/12	1/2			
OPPONENTS		3/3	8/8	8/9	6/7	2/6			

ELAM: (21G,48G,50N,43N,42G)(23G,45N,20G,23G)(1)(35G,22G)(30G)(49G)(45G,21G)(48N)(44G,50G)(21G,39G)(23G,22G)(29G,44G)(37G,37G)(41G,47G)(23G)(43G,30G)

OPPONENTS: (45N)(38G,52N)(19G,27G,18G)(22G)(26G,45G)(65N)(19G,26G)(43G,53G,38G)(38G,36G,39G,53N)(56G,37G)(24G,44G,39G)(58N,38G,35N,44G)(1)(41G)(40G,23G,29G)(22G)

PASSING	Att.	Comp.	Yds.	Comp.%	Yds/Att.	TD	TD%	Int	Int%	Long	Sack/Lost	Rating
Cutler	467	297	3497	63.6	7.49	20	4.3	14	3.0	68t	27/153	88.1
Ramsey	48	29	262	60.4	5.46	1	2.1	2	2.1	21	3/13	73.4
Marshall	0	0	0	—	—	0	—	0	—	—	2/9	—
BRONCOS	515	326	3759	63.3	7.30	21	4.1	15	2.9	68t	32/175	86.7
OPPONENTS	458	279	3297	60.9	7.20	25	5.5	14	3.1	82t	33/203	88.3

2007 DEFENSIVE STATS

(based on coaches' film review)

	TT	UT	A	S-YDS	I-YDS	PD	FF	FR
1 Williams	170	121	49	1-14	1-0	4	3	2
2 Webster	100	77	23	0-0	0-0	1	1	1
3 Bailey	81	68	13	0-0	3-3	14	0	0
Gold	81	62	19	2-8	1-6	8	1	2
5 Lynch	62	48	14	1-11	0-0	3	0	0
6 Engelberger	59	40	19	1-8	0-0	2	1	0
7 Bly	57	42	15	1-11	5-71	16	0	0
Ferguson	57	45	12	0-0	0-0	1	1	0
9 Dumervil	56	43	13	12.5-62.5	1-27	7	4	3
10 Abdullah	48	40	8	0-0	0-0	7	1	1
11 Foxworth	42	32	10	0-0	0-0	4	1	0
12 Thomas	30	17	13	0-0	1-2	1	0	1
13 McKinley	28	16	12	2.5-12.5	0-0	0	0	0
14 Winbom	24	21	3	0.5-4.5	0-0	3	0	0
15 Crowder	22	18	4	4-39	0-0	0	1	2
16 J. Mallard	20	15	5	3.5-7.5	0-0	1	1	0
17 Adams	17	8	9	0-0	0-0	1	1	0
18 Gordon	16	9	7	0-0	0-0	0	0	0
19 Paymah	15	14	1	0-0	2-0	6	0	0
20 Moss	14	7	7	1-7	0-0	0	1	0
21 Peterson	13	10	3	1-8	0-0	2	0	0
22 Rice	11	6	5	0-0	0-0	2	0	0
23 Shoate	9	7	2	0-0	0-0	0	0	0
24 Burton	8	5	3	0-0	0-0	0	0	0
25 S. Harris	6	2	4	0-0	0-0	0	1	0
26 Cox	4	2	2	0-0	0-0	0	0	1
27 Team	2	2	0	2-10	0-0	0	0	0
TOTALS	1052	777	275	33-203	14-105	83	17	14

2007 GAMES STARTED

OFFENSE	DEFENSE
QB Cutler, Jay	16 DE Crowder, Tim
RB Hall, Andre	1 DE Dumervil, Elvis
RB Henry, Travis	7 DE Engelberger, John
RB Young, Selvin	8 DE Moss, Jarvis
FB Sapp, Cecil	8 DE Rice, Simeon
WR Marshall, Brandon	16 DT Adams, Sam
WR Martinez, Glenn	2 DT Gordon, Amon
WR Stokley, Brandon	9 DT McKinley, Alvin
WR Walker, Javon	5 DT Thomas, Marcus
TE Graham, Daniel	15 LB Gold, Ian
TE Jackson, Nate	1 LB Webster, Nate
TE Mustard, Chad	2 LB Williams, D.J.
TE Scheffler, Tony	1 LB Winbom, Jamie
C/G Myers, Chris	7 CB Bailey, Champ
C Nalen, Tom	16 CB Bly, D'ré
T Lepsis, Matt	15 CB Paymah, Karl
T Pears, Erik	16 DB Foxworth, Dominique
G Holland, Montrae	16 S Abdullah, Hamza
G Kuper, Chris	16 S Ferguson, Nick
	12 S Lynch, John

2007 COACHES

Mike Shanahan (Head Coach), **Jim Bates** (Asst. Head Coach/Defense), **Mike Heimerding** (Asst. Head Coach/OBs), **Rick Dennison** (Offensive Coordinator/OL), **Bob Stowik** (Defensive Coordinator/DBs), **Scott O'Brien** (Special Teams Coordinator), **Steve Watson** (Associate Head Coach), **Joe Baker** (Linebackers), **Jeremy Bates** (Wide Receivers/Quarterbacks), **Ronnie Bradford** (Asst. Def. Backs), **Jacob Burney** (Defensive Line), **Keith Burns** (Spec. Tms. Asst.), **Dwayne Chandler** (Asst. Strength & Conditioning), **Charlie Jackson** (Defensive Asst.), **Bill Johnson** (Defensive Line), **Pat McPherson** (Tight Ends), **Jim Ryan** (Offensive Asst.), **Greg Saporta** (Asst. Strength & Conditioning), **Ryan Stowik** (Spec. Tms. Asst.), **Bobby Turner** (Running Backs), **Rich Tuten** (Strength & Conditioning).

2007 LEADERS / RANKINGS

INDIVIDUAL	PLAYER	NO.	AFR RANK	NFL RANK	NFL LEADER	NO.
Points	Elam	114	9	16	Crosby (GB)	141
Rushing Yards	Young	729	15	27	Tomlinson (SD)	1,474
Passing Yards	Cutler	3,497	5	10	Brady (NE)	4,806
Passer Rating	Cutler	88.1	5	12	Brady (NE)	117.2
Receiving Yards	Marshall	1,325	4	6	Wayne (IND)	1,510
Receptions	Marshall	102	5	5	Houshmandzadeh (CIN)/Weller (NE)	112
Interceptions	Bly	5	6	9	Cromartie (SD)	10
Sacks	Dumervil	12.5	3	6	Allen (KC)	15.5

OFFENSE	NO.	AFR RANK	NFL RANK	NFL LEADER	NO.
Points Per Game	20.0	9	21	New England	36.8
Total Yards Per Game	346.3	6	11	New England	411.3
Yards Per Play	5.7	2	4	New England	6.2
Rushing Yards Per Game	122.3	6	9	Minnesota	164.6
Net Passing Yards Per Game	224.0	6	13	New England	295.7

DEFENSE	NO.	AFR RANK	NFL RANK	NFL LEADER	NO.
Points Per Game	25.6	15	28	Indianapolis	16.4
Total Yards Per Game	336.0	10	19	Pittsburgh	266.4
Yards Per Play	5.4	11	22	Tampa Bay	4.6
Rushing Yards Per Game	142.6	14	30	Minnesota	74.1
Net Passing Yards Per Game	193.4	6	7	Tampa Bay	170.5

2007 KEY AWARDS

Pro Bowl (2): CB Champ Bailey, S John Lynch. **AP All-Pro (1):** CB Champ Bailey (second team).

2007 NFL STANDINGS

AFCEAST	Team	W	L	T	Pct	PF	PA
*yz-New England	16	0	0	0	1.000	589	274
Buffalo	7	9	0	.438	252	354	
New York Jets	4	12	0	.250	268	355	
Miami	1	15	0	.063	267	437	

AFCEAST	Team	W	L	T	Pct	PF	PA
y-Pittsburgh	10	6	0	.625	393	269	
Cleveland	10	6	0	.625	402	382	
Cincinnati	7	9	0	.438	380	385	
Baltimore	5	11	0	.313	275	384	

AFCSOUTH	Team	W	L	T	Pct	PF	PA
yz-Indianapolis	13	3	0	.813	450	262	
x-Jacksonville	11	5	0	.688	411	314	
x-Tennessee	10	6	0	.625	301	297	
Houston	8	8	0	.500	379	384	

AFCEAST	Team	W	L	T	Pct	PF	PA
y-San Diego	11	5	0	.688	412	284	
Denver	7	9	0	.438	320	409	
Kansas City	4	12	0	.250	226	335	
Oakland	4	12	0	.250	283	398	

NFCWEST	Team	W	L	T	Pct	PF	PA
*yz-Dallas	13	3	0	.813	455	325	
x-New York Giants	10	6	0	.625	373	351	
x-Washington	9	7	0	.563	334	310	
Philadelphia	8	8	0	.500	336	300	

NFCWEST	Team	W	L	T	Pct	PF	PA
yz-Green Bay	13	3	0	.813	435	291	
Minnesota	8	8	0	.500	365	311	
Detroit	7	9	0	.438	346	444	
Chicago	7	9	0	.438	334	348	

NFCWEST	Team	W	L	T	Pct	PF	PA
y-Tampa Bay	9	7	0	.563	334	270	
Carolina	7	9	0	.438	267	347	
New Orleans	7	9	0	.438	379	388	
Atlanta	4	12	0	.250	259	414	

NFCWEST	Team	W	L	T	Pct	PF	PA
y-Seattle	10	6	0	.625	393	291	
Arizona	8	8	0	.500	404	399	
San Francisco	5	11	0	.313	219	364	
St. Louis	3	13	0	.188	263	438	

x - Playoffs; y - Division Title; z - First-round Bye; * - Home-field Advantage

WILD CARD PLAYOFF GAMES

1/5 - at Seattle 35, Washington 14
 1/5 - Jacksonville 31, at Pittsburgh 29
 1/6 - New York Giants 24, at Tampa Bay 14
 1/6 - at San Diego 17, Tennessee 6

DIVISIONAL PLAYOFF GAMES

1/12 - at Green Bay 42, Seattle 20
 1/12 - at New England 31, Jacksonville 20
 1/13 - San Diego 28, at Indianapolis 14
 1/13 - New York Giants 21, at Dallas 17

CONFERENCE CHAMPIONSHIPS

1/20 - at New England 21, San Diego 12
 1/20 - New York Giants 23, at Green Bay 20 (OT)

SUPER BOWL XLII (GLENDALE, ARIZ.)

2/3 - New York Giants 17, New England 14

2006 FINAL STATISTICS (9-7)

Head Coach: Mike Shanahan AFC West: 3rd Home Stadium: INVESCO Field at Mile High

Date	W-L	Score	Opponent	Attendance	RUSHING	No.	Yds.	Avg.	Long	TD
Sept 10	L	10-18	at St. Louis	65,577	T. Bell	233	1025	4.4	51	2
Sept 17	W	9-6	Kansas City (OT)	76,786	M. Bell	157	677	4.3	48	6
Sept 24	W	17-7	at New England	68,756	Walker	9	123	13.7	72	1
Oct 9	W	13-3	Baltimore	76,355	Plummer	36	112	3.1	19	1
Oct 15	W	13-3	Oakland	76,691	Sapp	10	80	8.0	28	0
Oct 22	W	17-7	at Cleveland	73,024	Nash	18	66	3.7	26	0
Oct 29	L	31-34	Indianapolis	76,767	Johnson	5	30	6.0	15	0
Nov 5	W	31-20	at Pittsburgh	64,661	Cutler	12	18	1.5	9	0
Nov 12	W	17-13	at Oakland	62,094	Marshall	2	12	6.0	6	0
Nov 19	L	27-35	San Diego	76,723	Cobbs	3	9	3.0	5	0
Nov 23	L	10-19	at Kansas City	79,484	Scheffler	1	3	3.0	3	0
Dec 3	L	20-23	Seattle	76,146	Elam	1	2	2.0	2	0
Dec 10	L	20-48	at San Diego	67,514	Smith	1	-5	-5.0	-5	0
Dec 17	W	37-20	at Arizona	63,845	BRONCOS	488	2152	4.4	72t	12
Dec 24	W	24-23	Cincinnati	75,759	OPPONENTS	447	1813	4.1	41	13
Dec 31	L	23-26	San Francisco (OT)	75,555						

TEAM STATISTICS		Den	Opp
TOTAL FIRST DOWNS			
Rushing	106	97	
Passing	151	183	
Penalty	28	11	
3RD DOWN: MADE/ATT			
3rd Down Pct.	37.0	36.7	
4TH DOWN: MADE/ATT			
4th Down Pct.	53.8	35.7	
POSSESSION AVG.			
TOTAL NET YARDS	4951	5223	
Avg. Per Game	309.4	326.4	
Total Plays	973	1020	
Avg. Per Play	5.1	5.1	
NET YARDS RUSHING			
Avg. Per Game	2152	1813	
Total Rushes	134.5	113.3	
NET YARDS PASSING			
Avg. Per Game	2799	3410	
Sacked/Yards Lost	174.9	213.1	
Gross Yards	31/196	35/202	
Att./Completions	2995	3612	
Completion Pct.	454/256	538/327	
Had Intercepted	56.4	60.8	
PUNTS/AVERAGE			
NET PUNTING AVG.	80/41.7	74/43.8	
PENALTIES/YARDS	80/36.6	74/37.9	
FUMBLES/BALL LOST	67/478	97/785	
TOUCHDOWNS	29/12	28/13	
Rushing	34	29	
Passing	12	13	
Returns	20	13	
	2	3	

SCORE BY PERIODS		1	2	3	4	OT	PTS
BRONCOS		44	110	75	87	3	319
OPPONENTS		47	82	64	109	3	305

SCORING		TD	Ru	Pa	Ret	PAT	FG	S	PTS
Elam	0	0	0	0	34/34	27/29	0	115	
Walker	9	1	8	0			0	54	
M. Bell	8	8	0	0			0	48	
Scheffler	4	0	4	0			0	24	
Smith	3	0	3	0			0	18	
Alexander	2	0	2	0			0	12	
T. Bell	2	2	0	0			0	12	
Marshall	2	0	2	0			0	12	
Bailey	1	0	0	1			0	6	
Johnson	1	0	1	0			0	6	
Plummer	1	1	0	0			0	6	
Da. Williams	1	0	0	1			0	6	
BRONCOS	34	12	20	2	34/34	27/29	0	319	
OPPONENTS	29	13	13	3	27/27	34/42	0	305	

2-PT. CONVERSIONS: BRONCOS 0-0, OPPONENTS 1-2

SACKS: Dumervil 8.5, Ekuban 7, Lang 6, Chukwurah 4.5, Warren 2.5, M. Myers 2, Veal 1.5, Engelberger 1, D.J. Williams 1, Wilson 1, **BRONCOS 35.0, OPPONENTS 31.0**

PASSING	Att.	Comp.	Yds.	Comp.%	Yds/Att.	TD	TD%	Int	Int%	Long	Sack/Lost	Rating
Plummer	317	175	1994	55.2	6.29	11	3.5	13	4.1	83t	18/111	68.8
Cutler	137	81	1001	59.1	7.31	9	6.6	5	3.6	71t	13/85	88.5
BRONCOS	454	256	2995	56.4	6.60	20	4.4	18	4.0	83t	31/196	74.7
OPPONENTS	538	327	3612	60.8	6.71	13	2.4	17	3.2	63	35/202	75.6

RECEIVING	No.	Yds.	Avg.	Long	TD
Walker	69	1084	15.7	83t	8
Smith	52	512	9.8	20	3
T. Bell	24	115	4.8	16	0
Marshall	20	309	15.5	71t	2
M. Bell	20	158	7.9	24	0
Scheffler	18	286	15.9	29	4
Alexander	18	160	8.9	24	2
Kircus	9	187	20.8	45	0
Sapp	8	34	4.3	9	0
Johnson	7	37	5.3	20	1
Jackson	5	49	9.8	24	0
Nash	4	41	10.3	13	0
Mustard	2	23	11.5	14	0
BRONCOS	256	2995	11.7	83t	20
OPPONENTS	327	3612	11.0	63	13

INTERCEPTIONS	No.	Yds.	Avg.	Long	TD
Bailey	10	162	16.2	70t	1
Da. Williams	4	37	9.3	31t	1
Foxworth	1	45	45.0	45	0
Cox	1	0	0.0	0	0
Ferguson	1	0	0.0	0	0
BRONCOS	17	244	14.4	70t	2
OPPONENTS	18	292	16.2	46	2

PUNTING	No.	Yds.	Avg.	Net	TB	In20	Long	B
Ernster	80	3338	41.7	36.6	7	23	61	0
BRONCOS	80	3338	41.7	36.6	7	23	61	0
OPPONENTS	74	3240	43.8	37.9	7	33	67	0

PUNT RETURNS	No.	FC	Yds.	Avg.	Long	TD
Da. Williams	25	12	206	8.2	34	0
Kircus	6	4	86	14.3	42	0
Smith	1	0	2	2.0	2	0
BRONCOS	32	16	294	9.2	42	0
OPPONENTS	39	16	268	6.9	21	0

KICKOFF RETURNS	No.	Yds.	Avg.	Long	TD
Clark	23	512	22.3	36	0
Morgan	17	423	24.9	64	0
M. Bell	5	97	19.4	22	0
Sapp	4	95	23.8	53	0
Kircus	2	38	19.0	20	0
Cobbs	1	0	0.0	0	0
Johnson	1	14	14.0	14	0
Mustard	1	2	2.0	2	0
Da. Williams	0	6	—	6	0
BRONCOS	54	1187	22.0	64	0
OPPONENTS	55	1480	26.9	60	0

FIELD GOALS	1-19	20-29	30-39	40-49	50+
Elam	0/0	10/10	10/10	6/8	1/1
BRONCOS	0/0	10/10	10/10	6/8	1/1
OPPONENTS	0/0	12/12	8/9	11/14	3/7

ELAM: (49G)(44N,23G,22G,39G)(23G)(43G,44G)(51G,22G)(32G,43N)(49G)(32G)(24G)(42G,38G)(31G)(37G,41G)(34G,33G)(30G,22G,30G)(24G)(22G,21G,22G)

OPPONENTS: (26G,44N,38G,29G,51G,48G,24G)(29G,45G)(37B)(24G)(54N,47G)(42G,30G,48G,37G)(40N,46G,29G)(55G,20G,51N)(24G,34G,29G,21G)(40N,53N,44G,23G,50G)(34G,35G)(49G,50N,38G)(46G)(46G,29G,46G,36G)

2006 DEFENSIVE STATS

(based on coaches' film review)

	TT	UT	A	S-YDS	I-YDS	PD	FF	FR
1 Wilson	113	88	25	1-5	0-0	6	1	0
2 Gold	101	77	24	0-0	0-0	4	1	0
3 Bailey	98	84	14	0-0	10-162	30	0	1
4 Lynch	97	64	33	0-0	0-0	5	2	1
5 Da. Williams	89	79	10	0-0	4-37	16	1	1
6 D.J. Williams	86	69	17	1-8	0-0	3	2	0
7 Myers	80	51	29	2-3	0-0	2	1	2
8 Ekuban	78	61	17	7-45.5	0-0	2	1	0
9 Foxworth	58	47	11	1-4	1-45	12	1	0
10 Engelberger	55	37	18	1-4	0-0	4	2	1
11 Lang	51	39	12	6-34	0-0	1	1	0
12 Warren	51	32	19	2.5-12	0-0	2	0	0
13 Veal	39	25	14	1.5-14	0-0	2	0	0
14 Ferguson	36	28	8	0-0	1-0	5	1	0
15 Chukwurah	20	11	9	4.5-20	0-0	1	0	0
16 Dumervil	19	15	4	8.5-56.5	0-0	0	2	3
17 Brandon	15	9	6	0-0	0-0	1	1	0
18 Paymah	14	14	0	0-0	0-0	2	0	0
19 Webster	13	7	6	0-0	0-0	0	0	0
20 Cox	11	10	1	0-0	1-0	5	0	1
21 Abdullah	4	3	1	0-0	0-0	0	0	0
22 Burns	2	1	1	0-0	0-0	0	0	0
23 Peterson	2	1	1	0-0	0-0	0	0	0
24 Burton	1	0	1	0-0	0-0	0	0	0
Green	1	1	0	0-0	0-0	0	0	0
TOTALS	1134	853	281	35-202	17-244	103	17	10

2006 GAMES STARTED

OFFENSE

QB Cutler, Jay	5
QB Plummer, Jake	11
RB Bell, Mike	3
RB Bell, Tatum	13
FB Johnson, Kyle	7
FB Sapp, Cecil	1
WR Marshall, Brandon	1
WR Smith, Rod	16
WR Walker, Javon	16
TE Alexander, Stephen	14
TE Mustard, Chad	4
TE Scheffler, Tony	5
C Nalen, Tom	16
T Foster, George	13
T Lepsis, Matt	6
T Meadows, Adam	3
T Pears, Erik	10
G Carlisle, Cooper	16
G Hamilton, Ben	16

DEFENSE

DE Ekuban, Ebenezer	15
DE Engelberger, John	1
DE Lang, Kenard	16
DT Myers, Michael	16
DT Veal, Demetris	1
DT Warren, Gerard	15
LB Gold, Ian	1
LB Webster, Nate	2
LB Williams, D.J.	15
LB Wilson, Al	15
CB Bailey, Champ	16
CB Williams, Darrent	14
DB Foxworth, Domonique	5
S Cox, Curume	4
S Ferguson, Nick	10
S Lynch, John	16

2006 COACHES

Mike Shanahan (Head Coach), **Mike Heimerdinger** (Asst. Head Coach), **Rick Dennison** (Offensive Coordinator), **Larry Coyer** (Defensive Coordinator), **Jeremy Bates** (Offensive Asst.), **Chip Becke** (Quality Control), **Ronnie Bradford** (Special Teams), **Tim Brewster** (Tight Ends), **Jacob Burney** (Defensive Line/Ends), **Kirk Doll** (Linebackers), **Thomas McGaughey** (Special Teams Asst.), **Pat McPherson** (Quarterbacks), **Andre Patterson** (Defensive Line/Tackles), **Jim Ryan** (Defensive Asst.), **Greg Saporta** (Asst. Strength & Conditioning), **Bob Slowik** (Defensive Backs), **Ryan Slowik** (Defensive Asst.), **Cedric Smith** (Asst. Strength & Conditioning), **Jimmy Spencer** (Asst. Defensive Backs), **Bobby Turner** (Running Backs), **Rich Tuten** (Strength & Conditioning), **Steve Watson** (Wide Receivers).

2006 LEADERS / RANKINGS

INDIVIDUAL	PLAYER	NO.	AFC RANK	NFL RANK	NFL LEADER	NO.
Points	Elam	115	5t	10t	Tomlinson (SD)	186
Rushing Yards	T. Bell	1,025	9	22	Tomlinson (SD)	1,815
Passing Yards	Plummer	1,994	13	27	Brees (NO)	4,418
Passer Rating	Plummer	68.8	13	28	Manning (IND)	101.0
Receiving Yards	Walker	1,084	7	15	C. Johnson (CIN)	1,369
Receptions	Walker	69	14	28t	A. Johnson (HOU)	103
Interceptions	Bailey	10	11	1t	Bailey (DEN)/Samuel (NE)	10
Sacks	Dumervil	8.5	15t	22t	Merriman (SD)	17.0

OFFENSE	NO.	AFC RANK	NFL RANK	NFL LEADER	NO.
Points Per Game	19.9	10	17	San Diego	30.8
Total Yards Per Game	309.4	10	21	New Orleans	391.5
Yards Per Play	5.1	9	18	Philadelphia	6.2
Rushing Yards Per Game	134.5	4	8	Atlanta	183.7
Net Passing Yards Per Game	174.9	12	25	New Orleans	281.4

DEFENSE	NO.	AFC RANK	NFL RANK	NFL LEADER	NO.
Points Per Game	19.1	7	8t	Baltimore	12.6
Total Yards Per Game	326.4	8	14	Baltimore	264.1
Yards Per Play	5.1	8	12	Baltimore	4.5
Rushing Yards Per Game	113.3	7	12	Minnesota	61.6
Net Passing Yards Per Game	213.1	13	21	Oakland	150.8

2006 KEY AWARDS

Pro Bowl (3): CB Champ Bailey, S John Lynch, LB Al Wilson. **AP All-Pro (2):** CB Champ Bailey (first team), LB Al Wilson (second team).

2006 NFL STANDINGS

AFC EAST

Team	W	L	T	Pct	PF	PA
y-New England	12	4	0	.750	385	237
x-New York Jets	10	6	0	.625	316	295
Buffalo	7	9	0	.438	300	311
Miami	6	10	0	.375	260	283

AFC NORTH

Team	W	L	T	Pct	PF	PA
yz-Baltimore	13	3	0	.813	353	201
Cincinnati	8	8	0	.500	373	331
Pittsburgh	8	8	0	.500	353	315
Cleveland	4	12	0	.250	238	356

AFC SOUTH

Team	W	L	T	Pct	PF	PA
y-Indianapolis	12	4	0	.750	427	360
Tennessee	8	8	0	.500	324	400
Jacksonville	8	8	0	.500	371	274
Houston	6	10	0	.375	267	366

AFC WEST

Team	W	L	T	Pct	PF	PA
*yz-San Diego	14	2	0	.875	492	303
x-Kansas City	9	7	0	.563	331	315
Denver	9	7	0	.563	319	305
Oakland	2	14	0	.125	168	332

NFC EAST

Team	W	L	T	Pct	PF	PA
y-Philadelphia	10	6	0	.625	398	328
x-Dallas	9	7	0	.563	425	350
x-New York Giants	8	8	0	.500	355	362
Washington	5	11	0	.313	307	376

NFC NORTH

Team	W	L	T	Pct	PF	PA
*yz-Chicago	13	3	0	.813	427	255
Green Bay	8	8	0	.500	301	366
Minnesota	6	10	0	.375	282	327
Detroit	3	13	0	.188	305	398

NFC SOUTH

Team	W	L	T	Pct	PF	PA
yz-New Orleans	10	6	0	.625	413	322
Carolina	8	8	0	.500	270	305
Atlanta	7	9	0	.438	292	328
Tampa Bay	4	12	0	.250	211	353

NFC WEST

Team	W	L	T	Pct	PF	PA
y-Seattle	9	7	0	.563	335	341
St. Louis	8	8	0	.500	367	381
San Francisco	7	9	0	.438	298	412
Arizona	5	11	0	.313	314	389

x - Playoffs; y - Division Title; z - First-round Bye; * - Home-field Advantage

WILD CARD PLAYOFF GAMES

1/6 - at Indianapolis 23, Kansas City 8
 1/6 - at Seattle 21, Dallas 20
 1/7 - at New England 37, New York Jets 16
 1/7 - at Philadelphia 23, New York Giants 20

DIVISIONAL PLAYOFF GAMES

1/13 - Indianapolis 15, at Baltimore 6
 1/13 - at New Orleans 27, Philadelphia 24
 1/14 - at Chicago 27, Seattle 24 (OT)
 1/14 - New England 24, at San Diego 21

CONFERENCE CHAMPIONSHIPS

1/21 - at Chicago 39, New Orleans 14
 1/21 - at Indianapolis 38, New England 34

SUPER BOWL XLI (SOUTH FLORIDA)

2/4 - Indianapolis 29, Chicago 17

2005 FINAL STATISTICS (13-3)

Head Coach: Mike Shanahan **AFC West:** 1st **Home Stadium:** INVESCO Field at Mile High

Date	W-L	Score	Opponent	Attendance	RUSHING	No.	Yds.	Avg.	Long	TD
Sept 11	L	10-34	at Miami	72,324	M. Anderson	239	1014	4.2	44t	12
Sept 18	W	20-17	San Diego	75,310	Bell	173	921	5.3	68	8
Sept 26	W	30-10	Kansas City	76,381	Dayne	53	270	5.1	55	1
Oct 2	W	20-7	at Jacksonville	66,045	Plummer	46	151	3.3	22	2
Oct 9	W	21-19	Washington	75,880	Lelie	5	84	16.8	39	0
Oct 16	W	28-20	New England	76,571	Van Pelt	11	48	4.4	11	1
Oct 23	L	23-24	at New York Giants	78,516	Sapp	5	21	4.2	10	0
Oct 30	W	49-21	Philadelphia	76,530	Adams	5	14	2.8	13	0
Nov 13	W	31-17	at Oakland	62,779	Johnson	4	9	2.3	4	1
Nov 20	W	27-0	New York Jets	76,255	Smith	1	7	7.0	7	0
Nov 24	W	24-21	at Dallas (OT)	63,273	BRONCOS	542	2539	4.7	68	25
Dec 4	L	27-31	at Kansas City	78,261	OPPONENTS	344	1363	4.0	61	10
Dec 11	W	12-10	Baltimore	75,651	RECEIVING	No.	Yds.	Avg.	Long	TD
Dec 17	W	28-17	at Buffalo	71,887	Smith	85	1105	13.0	72	6
Dec 24	W	22-3	Oakland	76,212	Lelie	42	770	18.3	56	1
Dec 31	W	23-7	at San Diego	65,513	Putzier	37	481	13.0	32	0

TEAM STATISTICS		Den	Opp
TOTAL FIRST DOWNS		330	295
Rushing	145	82	S. Alexander
Passing	162	183	M. Anderson
Penalty	23	30	Bell
3RD DOWN: MADE/ATT	76/210	76/207	Johnson
3rd Down Pct.	36.2	36.7	Devoe
4TH DOWN: MADE/ATT	14/19	10/19	Dayne
4th Down Pct.	73.7	52.6	Duke
POSSESSION AVG.	32:37	27:23	Watts
TOTAL NET YARDS	5766	5006	Sapp
Avg. Per Game	360.4	312.9	Carswell
Total Plays	1030	985	BRONCOS
Avg. Per Play	5.6	5.1	OPPONENTS
NET YARDS RUSHING	2539	1363	279
Avg. Per Game	158.7	85.2	3373
Total Rushes	542	344	12.1
NET YARDS PASSING	3227	3643	72
Avg. Per Game	201.7	227.7	18
Sacked/Yards Lost	23/146	28/190	91t
Gross Yards	3373	3833	20
Att./Completions	465/279	613/344	3
Completion Pct.	60.0	56.1	3
Had Intercepted	7	20	3
PUNTS/AVERAGE	73/43.2	81/44.9	7
NET PUNTING AVG.	73/38.0	81/38.2	43
PENALTIES/YARDS	97/756	139/989	6.1
FUMBLES/BALL LOST	19/9	29/16	25
TOUCHDOWNS	46	31	0
Rushing	25	10	0
Passing	18	20	0
Returns	3	1	0

SCORE BY PERIODS		1	2	3	4	OT	PTS
BRONCOS		81	143	83	85	3	395
OPPONENTS		44	61	37	116	0	258

SCORING	TD	Ru	Pa	Ret	PAT	FG	S	PTS
Elam	0	0	0	0	43/44	24/32	0	115
M. Anderson	13	12	1	0	0	0	0	78
Bell	8	8	0	0	0	0	0	48
Johnson	6	1	5	0	0	0	0	36
Smith	6	0	6	0	0	0	0	36
Bailey	2	0	0	2	0	0	0	12
Carswell	2	0	2	0	0	0	0	12
Plummer	2	2	0	0	0	0	0	12
S. Alexander	1	0	1	0	0	0	0	6
Dayne	1	1	0	0	0	0	0	6
Devoe	1	0	1	0	0	0	0	6
Duke	1	0	1	0	0	0	0	6
Lelie	1	0	1	0	0	0	0	6
Van Pelt	1	1	0	0	0	0	0	6
Da. Williams	1	0	0	1	0	0	0	6
Putzier	0	0	0	0	0	0	0	2
Veal	0	0	0	0	0	1	2	2
BRONCOS	46	25	18	3	43/44	24/32	1	395
OPPONENTS	31	10	20	1	30/30	14/18	0	258

2-PT. CONVERSIONS:		Putzier, BRONCOS 1-2, OPPONENTS 0-1
SACKS: Ekuban 4.0, Lynch 4.0, Pryce 4.0, Gold 3.0, Warren 3.0, Wilson 3.0, Brown 2.0, Coleman 1.0, M. Myers 1.0, Veal 1.0, Da. Williams 1.0, (group) 1.0, BRONCOS 28.0, OPPONENTS 23.0		

PASSING	Att.	Comp.	Yds.	Comp.%	Yds/Att.	TD	TD%	Int	Int%	Long	Sack/Lost	Rating
Plummer	456	277	3366	60.7	7.38	18	3.9	7	1.5	72	22/135	90.2
Van Pelt	8	2	7	25.0	0.88	0	0.0	0	0.0	5	0/0	39.6
Smith	1	0	0	0.0	0.00	0	0.0	0	0.0	0	1/11	39.6
BRONCOS	465	279	3373	60.0	7.25	18	3.9	7	1.5	72	23/146	88.9
OPPONENTS	613	344	3833	56.1	6.25	20	3.3	20	3.3	91t	28/190	72.2

KICKOFF RETURNS		No.	Yds.	Avg.	Long	TD
Da. Williams		18	431	23.9	36	0
R. Alexander		12	261	21.8	31	0
Adams		10	218	21.8	32	0
Sapp		2	28	14.0	20	0
M. Anderson		1	18	18.0	18	0
Carswell		1	0	0.0	0	0
Engelberger		1	5	5.0	5	0
Johnson		1	8	8.0	8	0
Veal		1	6	6.0	6	0
BRONCOS		47	975	20.7	36	0
OPPONENTS		67	1696	25.3	87	0

FIELD GOALS		1-19	20-29	30-39	40-49	50+
Elam		0/0	9/10	5/5	9/13	1/4
BRONCOS		0/0	9/10	5/5	9/13	1/4
OPPONENTS		0/0	3/3	6/8	4/5	1/2

ELAM: (28G)(45G.53N.53N.41G)(30G.51G.25G.46N)(41N.46B.33G.42G)(0)(49G.42G.27G.49N)(0)(22G.38G.25G)(26G.47G)(24G)(22G.40G)(47G.48G)(0)(29G.33G.34G.52N)(28N)
 OPPONENTS: (29G.44G)(42G)(28G)(0)(34G.38B.36G)(39G.53N.38G)(52G)(0)(45N.40G)(0)(34N)(34G)(29G)(31G)(43G)(0)

2005 DEFENSIVE STATS

(based on coaches' film review)

	TT	UT	A	S-YDS	I-YDS	PD	FF	FR
1 Gold	106	81	25	3-17	0-0	5	4	2
2 Wilson	90	72	18	3-12	0-0	9	2	1
3 Ferguson	81	62	19	0-0	5-59	12	2	1
4 Bailey	72	62	10	0-0	8-139	28	2	0
5 Lynch	69	47	22	4-41	2-2	8	4	0
6 D.J. Williams	68	44	24	0-0	0-0	5	1	0
7 Foxworth	66	59	7	0-0	2-23	18	1	1
8 Da. Williams	58	52	6	1-8	2-108	12	1	1
9 Myers	50	28	22	1-10	0-0	2	0	1
10 Warren	42	22	20	3-25	0-0	3	1	0
11 Ekuban	41	28	13	4-21	0-0	2	0	1
Pryce	41	35	6	4-22	0-0	1	1	0
13 Brown	38	30	8	2-14	0-0	1	0	2
14 Veal	33	23	10	1-14	0-0	0	0	1
15 Engelberger	24	17	7	0-0	0-0	0	0	0
16 Brandon	20	13	7	0-0	0-0	3	0	1
17 Walls	16	16	0	0-0	0-0	6	1	0
18 Cox	11	9	2	0-0	1-48	5	0	0
19 Coleman	10	6	4	1-6	0-0	1	0	0
20 Paymah	3	2	1	0-0	0-0	0	0	0
21 Burns	2	0	2	0-0	0-0	0	0	0
Chukwurah	2	1	1	0-0	0-0	0	0	0
Pope	2	2	0	0-0	0-0	0	0	0
24 Team	0	0	0	1-0	0-0	0	0	0
TOTALS	945	711	234	28-190	20-379	121	20	12

2005 GAMES STARTED

OFFENSE	DEFENSE	
QB Plummer, Jake	16 DE Brown, Courtney	13
RB Anderson, Mike	15 DE Ekuban, Ebenezer	4
RB Bell, Tatum	1 DE Pryce, Trevor	16
FB Johnson, Kyle	14 DT Myers, Michael	15
WR Adams, Charlie	2 DT Warren, Gerard	16
WR Lelie, Ashley	13 LB Burns, Keith	1
WR Smith, Rod	16 LB Gold, Ian	16
TE Alexander, Stephen	15 LB Williams, D.J.	14
TE Putzler, Jeb	14 LB Wilson, Al	15
C Nalen, Tom	16 CB Bailey, Champ	14
T Foster, George	16 CB Foxworth, Domonique	7
T Lepsis, Matt	16 CB Walls, Lenny	3
G Carlisle, Cooper	16 CB Williams, Darront	9
G Hamilton, Ben	16 S Cox, Curome	1
	S Ferguson, Nick	16
	S Lynch, John	16

2005 COACHES

Mike Shanahan (Head Coach), **Gary Kubiak** (Offensive Coordinator), **Larry Coyer** (Defensive Coordinator), **Ronnie Bradford** (Special Teams), **Tim Brewster** (Tight Ends), **Jacob Burney** (Defensive Line/Ends), **Troy Calhoun** (Asst. to Head Coach), **Rick Dennison** (Offensive Line), **Kirk Doll** (Linebackers), **Thomas McGaughey** (Special Teams Asst.), **Pat McPherson** (Quarterbacks), **Andre Patterson** (Defensive Line/Tackles), **Jim Ryan** (Defensive Asst.), **Greg Saporita** (Asst. Strength & Conditioning), **Bob Slowik** (Defensive Backs), **Ryan Slowik** (Defensive Asst.), **Cedric Smith** (Asst. Strength & Conditioning), **Jimmy Spencer** (Asst. Defensive Backs), **Bobby Turner** (Running Backs), **Rich Tulen** (Strength & Conditioning), **Steve Watson** (Wide Receivers).

2005 LEADERS / RANKINGS

INDIVIDUAL	PLAYER	NO.	AFC RANK	NFL RANK	NFL LEADER	NO.
Points	Elam	115	7	12	Alexander (SEA)	168
Rushing Yards	Anderson	1,014	9	16	Alexander (SEA)	1,880
Passing Yards	Plummer	3,366	7	12	Brady (NE)	4,110
Passer Rating	Plummer	90.2	5	7	Manning (IND)	104.1
Receiving Yards	Smith	1,105	4	13	Smith (CAR)	1,563
Receptions	Smith	85	4	9	Smith (CAR)/Fitzgerald (ARI)	103
Interceptions	Bailey	8	3	4t	Law (NYJ)/O'Neal (CIN)	10
Sacks	Three Players	4	40t	78t	Burgess (OAK)	16.0

OFFENSE	NO.	AFC RANK	NFL RANK	NFL LEADER	NO.
Points Per Game	24.7	5	7	Seattle	28.3
Total Yards Per Game	360.4	3	5	Kansas City	387.0
Yards Per Play	5.6	4	5	Kansas City	5.8
Rushing Yards Per Game	158.7	1	2	Atlanta	159.1
Net Passing Yards Per Game	201.7	9	18	Arizona	277.3

DEFENSE	NO.	AFC RANK	NFL RANK	NFL LEADER	NO.
Points Per Game	16.1	2t	3t	Chicago	12.6
Total Yards Per Game	312.9	7	15	Tampa Bay	277.8
Yards Per Play	5.1	8	18	Chicago	4.4
Rushing Yards Per Game	85.2	2	2	San Diego	84.3
Net Passing Yards Per Game	227.7	14	29	Green Bay	167.5

2005 KEY AWARDS

Pro Bowl (4): CB Champ Bailey, S John Lynch, WR Rod Smith, LB Al Wilson. **AP All-Pro (2):** CB Champ Bailey (first team), LB Al Wilson (first team).

2005 NFL STANDINGS

AFC EAST	W	L	T	Pct	PF	PA
Team						
y-New England	10	6	0	.625	379	338
Miami	9	7	0	.563	318	317
Buffalo	5	11	0	.313	271	367
New York Jets	4	12	0	.250	240	355

AFC NORTH	W	L	T	Pct	PF	PA
Team						
y-Cincinnati	11	5	0	.688	421	350
x-Pittsburgh	11	5	0	.688	389	258
Baltimore	6	10	0	.375	265	299
Cleveland	6	10	0	.375	232	301

AFC SOUTH	W	L	T	Pct	PF	PA
Team						
*yz-Indianapolis	14	2	0	.875	439	247
x-Jacksonville	12	4	0	.750	361	269
Tennessee	4	12	0	.250	299	421
Houston	2	14	0	.125	260	431

AFC WEST	W	L	T	Pct	PF	PA
Team						
yz-Denver	13	3	0	.813	395	258
Kansas City	10	6	0	.625	403	325
San Diego	9	7	0	.563	418	312
Oakland	4	12	0	.250	290	383

NFC EAST	W	L	T	Pct	PF	PA
Team						
y-New York Giants	11	5	0	.688	422	314
x-Washington	10	6	0	.625	359	293
Dallas	9	7	0	.563	325	308
Philadelphia	6	10	0	.375	310	388

NFC NORTH	W	L	T	Pct	PF	PA
Team						
yz-Chicago	11	5	0	.688	260	202
Minnesota	9	7	0	.563	306	344
Detroit	5	11	0	.313	254	345
Green Bay	4	12	0	.250	298	344

NFC SOUTH	W	L	T	Pct	PF	PA
Team						
y-Tampa Bay	11	5	0	.688	300	274
x-Carolina	11	5	0	.688	391	259
Atlanta	8	8	0	.500	351	341
New Orleans	3	13	0	.188	235	398

NFC WEST	W	L	T	Pct	PF	PA
Team						
*yz-Seattle	13	3	0	.813	452	271
St. Louis	6	10	0	.375	363	429
Arizona	5	11	0	.313	311	387
San Francisco	4	12	0	.250	239	428

x - Playoffs; y - Division Title; z - First-round Bye; * - Home-field Advantage

WILD CARD PLAYOFF GAMES

1/7 - Washington 17, at Tampa Bay 10
 1/7 - at New England 28, Jacksonville 3
 1/8 - Carolina 23, at New York Giants 0
 1/8 - Pittsburgh 31, at Cincinnati 17

DIVISIONAL PLAYOFF GAMES

1/14 - at Seattle 20, Washington 10
 1/14 - at Denver 27, New England 13
 1/15 - Pittsburgh 21, at Indianapolis 18
 1/15 - Carolina 29, at Chicago 21

CONFERENCE CHAMPIONSHIPS

1/22 - Pittsburgh 34, at Denver 17
 1/22 - at Seattle 34, Carolina 14

SUPER BOWL XL (DETROIT)

2/5 - Pittsburgh 21, Seattle 10

2004 FINAL STATISTICS (10-6)

Head Coach: Mike Shanahan **AFC West:** 2nd **Home Stadium:** INVESCO Field at Mile High

Date	W-L	Score	Opponent	Attendance	RUSHING	No.	Yds.	Avg.	Long	TD
Sept 12	W	34-24	Kansas City	75,939	Droughns	275	1240	4.5	511	6
Sept 19	L	6-7	at Jacksonville	69,127	Bell	75	386	5.3	29	3
Sept 26	W	23-13	San Diego	74,533	Griffin	85	311	3.7	471	2
Oct 3	W	16-13	at Tampa Bay	65,341	Plummer	62	202	3.3	22	1
Oct 10	W	20-17	Carolina	75,072	Hearst	20	81	4.1	11	1
Oct 17	W	31-3	at Oakland	62,507	Smith	5	33	6.6	14	0
Oct 25	L	10-23	at Cincinnati	65,806	Watts	5	33	6.6	10	0
Oct 31	L	28-41	Atlanta	75,083	Sapp	4	32	8.0	18	0
Nov 7	W	31-13	Houston	74,292	Lelie	3	5	1.7	8	0
Nov 21	W	34-13	at New Orleans	64,900	BRONCOS	534	2333	4.4	511	13
Nov 28	L	24-25	Oakland	75,936	OPPONENTS	396	1512	3.8	44	16
Dec 5	L	17-20	at San Diego	65,395	RECEIVING	No.	Yds.	Avg.	Long	TD
Dec 12	W	20-17	Miami	75,027	Smith	79	1144	14.5	851	7
Dec 19	L	17-45	at Kansas City	77,702	Lelie	54	1084	20.1	58	7
Dec 25	W	37-16	at Tennessee	68,809	Putzier	36	572	15.9	39	2
Jan 2	W	33-14	Indianapolis	75,149	Droughns	32	241	7.5	23t	2
					Watts	31	385	12.4	28	1
					Carswell	22	198	9.0	20	1
					Griffin	10	68	6.8	22	1
					K. Johnson	9	126	14.0	31	2
					Jackson	8	73	9.1	20	0
					Hape	8	35	4.4	11	4
					Luke	6	52	8.7	12	0
					Bell	5	80	16.0	58	0
					Hearst	2	20	10.0	15	0
					Bailey	1	11	11.0	11	0
					BRONCOS	303	4089	13.5	85t	27
					OPPONENTS	272	3213	11.8	71t	17

TEAM STATISTICS	Den	Opp
TOTAL FIRST DOWNS	351	235
Rushing	127	83
Passing	184	130
Penalty	40	22
3RD DOWN: MADE/ATT	78/206	65/209
3rd Down Pct.	37.9	31.1
4TH DOWN: MADE/ATT	7/14	5/14
4th Down Pct.	50.0	35.7
POSSESSION AVG.	32:38	27:23
TOTAL NET YARDS	6332	4459
Avg. Per Game	395.8	278.7
Total Plays	1070	918
Avg. Per Play	5.9	4.9
NET YARDS RUSHING	2333	1512
Avg. Per Game	145.8	94.5
Total Rushes	534	396
NET YARDS PASSING	3999	2947
Avg. Per Game	249.9	184.2
Sacked/Yards Lost	15/90	38/266
Gross Yards	4089	3213
Att./Completions	521/303	484/272
Completion Pct.	58.2	56.2
Had Intercepted	20	12
PUNTS/AVERAGE	70/40.5	95/44.7
NET PUNTING AVG.	70/34.3	95/38.2
PENALTIES/YARDS	93/880	120/1062
FUMBLES/BALL LOST	23/9	24/8
TOUCHDOWNS	42	35
Rushing	13	16
Passing	27	17
Returns	2	2

SCORE BY PERIODS	1	2	3	4	OT	PTS
BRONCOS	102	138	50	91	0	381
OPPONENTS	68	121	67	48	0	304

SCORING	TD	Ru	Pa	Ret	PAT	FG	S	PTS
Elam	0	0	0	0	42/42	29/34	0	129
Droughns	8	6	2	0	0	0	0	48
Lelie	7	0	7	0	0	0	0	42
Smith	7	0	7	0	0	0	0	42
Hape	4	0	4	0	0	0	0	24
Bell	3	3	0	0	0	0	0	18
Griffin	3	2	1	0	0	0	0	18
K. Johnson	2	0	2	0	0	0	0	12
Putzier	2	0	2	0	0	0	0	12
Carswell	1	0	1	0	0	0	0	6
Hearst	1	1	0	0	0	0	0	6
E. Johnson	1	0	0	1	0	0	0	6
Plummer	1	1	0	0	0	0	0	6
Watts	1	0	1	0	0	0	0	6
Wilson	1	0	0	1	0	0	0	6
BRONCOS	42	13	27	2	42/42	29/34	0	381
OPPONENTS	35	16	17	2	31/32	21/26	0	304

2-PT. CONVERSIONS: BRONCOS 0-0, OPPONENTS 0-3

SACKS: Hayward 10.5, E. Johnson 3.0, Palepoi LG 3.0, Palepoi TM 3.0, Coleman 2.5, Fatafeh 2.5, Wilson 2.5, Ellis 2.0, K. Kennedy 2.0, Lynch 2.0, Williams 2.0, Chukwurah 1.0, Herndon 1.0, R. Johnson 1.0, Middlebrooks 1.0, Pope 1.0, Spragan 1.0, **BRONCOS 38.0, OPPONENTS 15.0**

PASSING	Att.	Comp.	Yds.	Comp.%	Yds/Att.	TD	TD%	Int	Int%	Long	Sack/Lost	Rating
Plummer	521	303	4089	58.2	7.85	27	5.2	20	3.8	85t	15/90	84.5
BRONCOS	521	303	4089	58.2	7.85	27	5.2	20	3.8	85t	15/90	84.5
OPPONENTS	484	272	3213	56.2	6.64	17	3.5	12	2.5	71t	38/266	78.0

RECEIVING	No.	Yds.	Avg.	Long	TD
Smith	79	1144	14.5	851	7
Lelie	54	1084	20.1	58	7
Putzier	36	572	15.9	39	2
Droughns	32	241	7.5	23t	2
Watts	31	385	12.4	28	1
Carswell	22	198	9.0	20	1
Griffin	10	68	6.8	22	1
K. Johnson	9	126	14.0	31	2
Jackson	8	73	9.1	20	0
Hape	8	35	4.4	11	4
Luke	6	52	8.7	12	0
Bell	5	80	16.0	58	0
Hearst	2	20	10.0	15	0
Bailey	1	11	11.0	11	0
BRONCOS	303	4089	13.5	85t	27
OPPONENTS	272	3213	11.8	71t	17

INTERCEPTIONS	No.	Yds.	Avg.	Long	TD
Bailey	3	0	0.0	0	0
Herndon	2	17	8.5	15	0
Wilson	2	17	8.5	10	1
Hayward	1	76	76.0	76	0
E. Johnson	1	32	32.0	32t	1
K. Kennedy	1	21	21.0	21	0
Williams	1	10	10.0	10	0
Lynch	1	2	2.0	2	0
BRONCOS	12	175	14.6	76	2
OPPONENTS	20	344	17.2	97	1

PUNTING	No.	Yds.	Avg.	Net	TB	In20	Long	B
Knorr	54	2243	41.5	34.2	6	12	66	1
Baker LG	24	931	38.8	31.6	1	10	52	0
Baker TM	15	591	39.4	34.4	1	7	48	0
BRONCOS	70	2834	40.5	34.3	7	19	66	1
OPPONENTS	95	4250	44.7	38.2	11	36	65	0

PUNT RETURNS	No.	FC	Yds.	Avg.	Long	TD
Smith	22	8	223	10.1	30	0
Luke	19	8	135	7.1	21	0
Adams	2	1	42	21.0	39	0
BRONCOS	43	17	400	9.3	39	0
OPPONENTS	32	11	295	9.2	50	0

KICKOFF RETURNS	No.	Yds.	Avg.	Long	TD
R. Alexander	19	386	20.3	32	0
Luke	15	306	20.4	32	0
Droughns	14	344	24.6	48	0
Griffin	4	52	13.0	21	0
Sapp	1	34	34.0	34	0
BRONCOS	53	1122	21.2	48	0
OPPONENTS	68	1635	24.0	97t	1

FIELD GOALS	1-19	20-29	30-39	40-49	50+
Elam	0/0	10/10	7/8	9/12	3/4
BRONCOS	0/0	10/10	7/8	9/12	3/4
OPPONENTS	0/0	6/6	7/8	3/5	5/7

ELAM: (43G,45G)(44G,22G,51N)(22G,23G,43G)(49G,50G,23G)(32G,33G)(33G)(49N,29G)(52G)(48G,34G)(32G,43B)(43N,31G)(20G,50G)(27G)(22G,34N, 22G,30G)(45G,23G,40G,40G)

OPPONENTS: (58N,50G)(23G,51G)(28G,30G)(53G, 52N)(35G)(53G, 34G,35G)(24G,43G,49N)(37N)(24G,36G)(48N)(23G,23G)(32G)(39G)(44G,43G,50G)(

2004 DEFENSIVE STATS

(based on coaches' film review)

	TT	UT	A	S-YDS	I-YDS	PD	FF	FR
1 Williams	114	82	32	2-13	1-10	9	1	0
2 Wilson	109	73	36	2.5-20	2-17	4	2	0
3 Kennedy	90	73	17	2-15	1-21	6	2	1
4 Bailey	84	74	10	0-0	3-0	13	0	0
5 Herndon	77	64	13	1-5	2-17	20	3	1
6 Lynch	76	56	20	2-17	1-2	10	3	0
7 Spragan	65	40	25	1-1	0-0	3	1	1
8 Hayward	60	45	15	10.5-73.5	1-76	5	1	1
9 Coleman	46	29	17	2.5-14.5	0-0	1	1	1
10 Fatafeh	31	20	11	2.5-22	0-0	1	0	1
11 Pope	30	22	8	1-2	0-0	1	0	0
12 Palepoi	25	17	8	3-19	0-0	3	0	0
13 E. Johnson	24	16	8	3-26	1-32	1	0	0
14 Walls	21	18	3	0-0	0-0	2	1	0
15 R. Johnson	18	11	7	1-12	0-0	2	1	0
16 Middlebrooks	17	16	1	1-3	0-0	10	0	1
17 Ferguson	16	15	1	0-0	0-0	1	0	0
18 Ellis	6	6	0	2-11	0-0	0	0	0
R. Alexander	6	5	1	0-0	0-0	0	0	0
20 Chukwurah	4	3	1	1-12	0-0	1	1	0
21 Holland	2	2	0	0-0	0-0	1	0	0
Pryce	2	2	0	0-0	0-0	1	0	0
Pierce	2	0	2	0-0	0-0	0	0	0
TOTALS	925	689	236	38-266	12-175	95	17	7

2004 GAMES STARTED

OFFENSE

QB Plummer, Jake	16
RB Droughns, Reuben	15
RB Griffin, Quentin	4
FB Johnson, Kyle	3
WR Lelie, Ashley	16
WR Smith, Rod	16
WR Watts, Darius	2
TE Carswell, Dwayne	14
TE Hape, Patrick	5
TE Putzler, Jeb	5
C Nalen, Tom	16
T Foster, George	16
T Lepsis, Matt	16
G Neil, Dan	12
G Hamilton, Ben	16
G Carlisle, Cooper	3

DEFENSE

DE Coleman, Marco	16
DE Hayward, Reggie	15
DE Johnson, Raylee	1
DE Pryce, Trevor	1
DT Fatafeh, Mario	16
DT Pope, Monsanto	15
LB Spragan, Donnie	14
LB Williams, D.J.	14
LB Wilson, Al	16
CB Alexander, Roc	1
CB Bailey, Champ	16
CB Herndon, Kelly	16
CB Middlebrooks, Willie	2
CB Walls, Lenny	1
S Ferguson, Nick	1
S Kennedy, Kenoy	16
S Lynch, John	15

2004 COACHES

Mike Shanahan (Head Coach), **Gary Kubiak** (Offensive Coordinator), **Larry Coryer** (Defensive Coordinator), **Ronnie Bradford** (Special Teams), **Jacob Burney** (Defensive Line), **Troy Calhoun** (Offensive Asst./Special Teams), **Rick Dennison** (Offensive Line), **Kirk Doll** (Assistant Defensive Backs), **David Gibbs** (Defensive Backs - through 11/10), **Pat McPherson** (Quarterbacks), **Keith Millard** (Asst. Defensive Line/Pass Rush Specialist), **Brian Pariani** (Tight Ends), **Greg Saporta** (Asst. Strength & Conditioning), **Cedric Smith** (Asst. Strength & Conditioning), **Jimmy Spencer** (Defensive Backs), **Bobby Turner** (Running Backs), **Rich Tuten** (Strength & Conditioning), **Steve Watson** (Wide Receivers).

2004 LEADERS / RANKINGS

INDIVIDUAL	PLAYER	NO.	AFC RANK	NFL RANK	NFL LEADER	NO.
Points	Elam	129	2	2	Vinateri (NE)	141
Rushing Yards	Droughns	1,240	6	9	Martin (NYJ)	1,679
Passing Yards	Plummer	4,089	3	4	Culpepper (MIN)	4,717
Passer Rating	Plummer	84.5	8	15	Manning (IND)	121.1
Receiving Yards	Smith	1,144	7	16	Muhammad (CAR)	1,405
Receptions	Smith	79	9	20†	Mason (TEN)	92
Interceptions	Bailey	3	26†	48†	Reed (BAL)	9
Sacks	Hayward	10.5	3†	13†	Freney (IND)	16.0

OFFENSE	NO.	AFC RANK	NFL RANK	NFL LEADER	NO.
Points Per Game	23.8	6	9	Indianapolis	32.6
Total Yards Per Game	395.8	3	5	Kansas City	418.4
Yards Per Play	5.9	3	5†	Indianapolis	6.7
Rushing Yards Per Game	145.8	3	4	Atlanta	167.0
Net Passing Yards Per Game	249.8	3	6	Indianapolis	288.9

DEFENSE	NO.	AFC RANK	NFL RANK	NFL LEADER	NO.
Points Per Game	18.6	7	10	Pittsburgh	14.6
Total Yards Per Game	278.7	3	4	Pittsburgh	258.4
Yards Per Play	4.9	5	7	Buffalo	4.3
Rushing Yards Per Game	94.5	3	4	Pittsburgh	81.2
Net Passing Yards Per Game	184.2	5	6	Miami	162.0

2004 KEY AWARDS

Pro Bowl (2): CB Champ Bailey, S John Lynch. **AP All-Pro (1):** CB Champ Bailey (first team).

2004 NFL STANDINGS

AFC EAST

Team	W	L	T	Pct	PF	PA
yz-New England	14	2	0	.875	437	260
x-New York Jets	10	6	0	.625	333	261
Buffalo	9	7	0	.563	395	284
Miami	4	12	0	.250	275	354

AFC NORTH

Team	W	L	T	Pct	PF	PA
*yz-Pittsburgh	15	1	0	.938	372	251
Baltimore	9	7	0	.563	317	268
Cincinnati	8	8	0	.500	374	372
Cleveland	4	12	0	.250	276	390

AFC SOUTH

Team	W	L	T	Pct	PF	PA
y-Indianapolis	12	4	0	.750	522	351
Jacksonville	9	7	0	.563	261	280
Houston	7	9	0	.438	309	339
Tennessee	5	11	0	.313	344	439

AFC WEST

Team	W	L	T	Pct	PF	PA
y-San Diego	12	4	0	.750	446	313
x-Denver	10	6	0	.625	381	304
Kansas City	7	9	0	.438	483	435
Oakland	5	11	0	.313	320	442

NFC EAST

Team	W	L	T	Pct	PF	PA
*yz-Philadelphia	13	3	0	.813	386	260
Dallas	6	10	0	.375	293	405
New York Giants	6	10	0	.375	303	347
Washington	6	10	0	.375	240	265

NFC NORTH

Team	W	L	T	Pct	PF	PA
y-Green Bay	10	6	0	.625	424	380
x-Minnesota	8	8	0	.500	405	395
Detroit	6	10	0	.375	296	350
Chicago	5	11	0	.313	231	331

NFC SOUTH

Team	W	L	T	Pct	PF	PA
yz-Atlanta	11	5	0	.688	340	337
New Orleans	8	8	0	.500	348	405
Carolina	7	9	0	.438	355	339
Tampa Bay	5	11	0	.313	301	304

NFC WEST

Team	W	L	T	Pct	PF	PA
y-Seattle	9	7	0	.563	371	373
x-St. Louis	8	8	0	.500	319	392
Arizona	6	10	0	.375	284	322
San Francisco	2	14	0	.125	259	452

x - Playoffs; y - Division Title; z - First-round Bye; * - Home-field Advantage

WILD CARD PLAYOFF GAMES

1/8 - St. Louis 27, at Seattle 20
 1/8 - New York Jets 20, at San Diego 17
 1/9 - at Indianapolis 49, Denver 24
 1/9 - Minnesota 31, at Green Bay 17

DIVISIONAL PLAYOFF GAMES

1/15 - at Pittsburgh 20, New York Jets 17
 1/15 - at Atlanta 47, St. Louis 17
 1/16 - at Philadelphia 27, Minnesota 14
 1/16 - at New England 20, Indianapolis 3

CONFERENCE CHAMPIONSHIPS

1/23 - at Philadelphia 27, Atlanta 10
 1/23 - New England 41, at Pittsburgh 27

SUPER BOWL XXXIX (JACKSONVILLE, FLA.)

2/6 - New England 24, Philadelphia 21

2003 FINAL STATISTICS (10-6)

Head Coach: Mike Shanahan AFC West: 2nd Home Stadium: INVESCO Field at Mile High

Date	W-L	Score	Opponent	Attendance	RUSHING	No.	Yds.	Avg.	Long	TD
Sept 7	W	30-10	at Cincinnati	63,820	Portis	290	1591	5.5	65t	14
Sept 14	W	37-13	at San Diego	65,445	Griffin	94	345	3.7	23	0
Sept 22	W	31-10	Oakland	76,753	Anderson	70	257	3.7	44	3
Sept 28	W	20-16	Detroit	75,719	Plummer	37	205	5.5	40	3
Oct 5	L	23-24	at Kansas City	78,903	Smith	10	98	9.8	26	0
Oct 12	W	17-14	Pittsburgh	75,974	Lelie	8	43	5.4	13	0
Oct 19	L	20-28	at Minnesota	64,381	Sapp	12	31	2.6	5	0
Oct 26	L	6-26	at Baltimore	69,721	Droughns	6	14	2.3	12	0
Nov 3	L	26-30	New England	76,203	Beuerlein	5	13	2.6	7	0
Nov 16	W	37-8	San Diego	75,217	Madise	1	10	10.0	10	0
Nov 23	L	10-19	Chicago	75,540	Jackson	1	9	9.0	9	0
Nov 30	W	22-8	at Oakland	57,201	Cole	2	8	4.0	8	0
Dec 7	W	45-27	Kansas City	76,403	Kanell	6	5	0.8	9	0
Dec 14	W	23-20	Cleveland (OT)	75,358	O'Neal	1	0	0.0	0	0
Dec 21	W	31-17	at Indianapolis	57,149	BRONCOS	543	2629	4.8	65t	20
Dec 28	L	3-31	at Green Bay	70,299	OPPONENTS	379	1605	4.2	98t	11

TEAM STATISTICS		Den	Opp	RECEIVING		No.	Yds.	Avg.	Long	TD
TOTAL FIRST DOWNS		334	241	Smith	74	845	11.4	38	3	8
Rushing		133	77	Sharpe	62	770	12.4	28	8	8
Passing		162	141	Portis	38	314	8.3	72	0	2
Penalty		39	23	Lelie	37	628	17.0	60	2	2
3RD DOWN: MADE/ATT		82/211	61/207	McCaffrey	19	195	10.3	23	0	0
3rd Down Pct.		38.9	29.5	Anderson	12	53	4.4	18	2	2
4TH DOWN: MADE/ATT		3/13	12/25	Droughns	9	87	9.7	15	2	2
4th Down Pct.		23.1	48.0	Griffin	8	61	7.6	24	0	0
POSSESSION AVG.		33:53	26:07	D. Carswell	6	53	8.8	19	1	1
TOTAL NET YARDS		5598	4433	Putzier	4	34	8.5	13	0	0
Avg. Per Game		349.9	277.1	Cole	3	36	12.0	18	0	0
Total Plays		1047	910	Hape	3	30	10.0	12	0	0
Avg. Per Play		5.3	4.9	Madise	2	10	5.0	5	0	0
NET YARDS RUSHING		2629	1605	O'Neal	2	4	2.0	3	0	0
Avg. Per Game		164.3	100.3	Carlisle	1	6	6.0	6t	1	1
Total Rushes		543	379	BRONCOS	280	3126	11.2	72	19	19
NET YARDS PASSING		2969	2828	OPPONENTS	265	3049	11.5	66t	17	17
Avg. Per Game		185.6	176.8							
Sacked/Yards Lost		25/157	36/221							
Gross Yards		3126	3049							
Att./Completions		479/280	495/265							
Completion Pct.		58.5	53.5							
Had Intercepted		18	9							
PUNTS/AVERAGE		70/42.0	85/43.1							
NET PUNTING AVG.		70/32.2	85/35.5							
PENALTIES/YARDS		107/922	137/1031							
FUMBLES/BALL LOST		24/6	27/11							
TOUCHDOWNS		42	32							
Rushing		20	11							
Passing		19	17							
Returns		3	4							

SCORE BY PERIODS		1	2	3	4	OT	PTS	INTERCEPTIONS		No.	Yds.	Avg.	Long	TD		
BRONCOS		110	122	74	72	3	381	K. Herndon	3	19	6.3	16	0	0		
OPPONENTS		63	87	45	106	0	301	Gold	2	14	7.0	12t	1	1		
								O'Neal	1	6	6.0	6	0	0		
								Brandon	1	0	0.0	0	0	0		
								Kennedy	1	0	0.0	0	0	0		
								Walls	1	0	0.0	0	0	0		
								BRONCOS	9	39	4.3	16	1	1		
								OPPONENTS	18	319	17.7	41	2	2		
								PUNTING	No.	Yds.	Avg.	Net	TB	In20	Yds	B
								Knorr	68	2937	43.2	32.2	6	14	62	2
								BRONCOS	70	2937	42.0	32.2	6	14	62	2
								OPPONENTS	85	3663	43.1	35.5	10	19	64	1

SCORING		TD	Ru	Pa	Ret	PAT	FG	S	PTS	PUNT RETURNS		No.	FC	Yds.	Avg.	Long	TD
Elam		0	0	0	0	39/39	27/31	0	120	O'Neal	33	10	315	9.5	57t	1	1
Portis		14	14	0	0			0	86	Smith	6	8	127	21.2	65t	1	1
Sharpe		8	0	8	0			0	48	BRONCOS	39	18	442	11.3	65t	2	2
Anderson		5	3	2	0			0	30	OPPONENTS	46	5	560	12.2	93t	1	1
Smith		4	0	3	1			0	24								
Plummer		3	3	0	0			0	18								
Droughns		2	0	2	0			0	12								
Lelie		2	0	2	0			0	12								
Carlisle		1	0	1	0			0	6								
Carswell		1	0	1	0			0	6								
Gold		1	0	0	1			0	6								
O'Neal		1	0	0	1			0	6								
Knorr		0	0	0	0	2/2	1/1	0	5								
TEAM		0	0	0	0	0/0	0/0	1	2								
BRONCOS		42	20	19	3	41/41	28/32	1	381								
OPPONENTS		32	11	17	4	28/29	25/28	1	301								

KICKOFF RETURNS		No.	Yds.	Avg.	Long	TD
Cole		30	714	23.8	34	0
Droughns		12	293	24.4	36	0
O'Neal		8	129	16.0	24	0
Madise		5	137	27.4	83	0
Anderson		2	14	7.0	14	0
Fatafahi		1	0	0.0	0	0
Putzier		1	16	16.0	16	0
BRONCOS		59	1302	22.1	83	0
OPPONENTS		73	1679	23.0	63	0

FIELD GOALS		1-19	20-29	30-39	40-49	50+
Elam		0/0	10/11	6/6	9/11	2/3
Knorr		0/0	1/1	0/0	0/0	0/0
BRONCOS		0/0	11/12	6/6	9/11	2/3
OPPONENTS		1/1	10/10	4/5	8/10	2/2

2-PT. CONVERSIONS: Portis, BRONCOS 1-1, OPPONENTS 2-3

SACKS: Berry 11.5, Hayward 8.5, Pryce 8.5, Fatafahi 2.5, Ferguson 1.0, Kennedy 1.0, Pope 1.0, Wilson 1.0, Team 1.0, **BRONCOS 36.0, OPPONENTS 25.0**

ELAM: (51G,27G,39G)(30G,45G,34G)(20G)(37G,41G)(48G,29G,21G,53N)(47G)(46G,46G)(28G,22G)(44N,43G)(42G,22G,29N)(40N,25G)(1)(47G)(51G,36G,25G)(24G)(31G) **KNORR:** (0)(0)(0)(0)(0)(27G)(0)(0)(0)(0)

OPPONENTS:		(26G)	(19G,25G)	(41G)	(53G)	(23G)	(24G,26G)	(1)	(45N,25G,39G,22G,29G)	(40G,46G,28G)	(0)	(33G,23G,54G,47G)	(46G,48G)	(1)	(38N,39G,48G)	(40G)	(33G,40N)
PASSING	Att.	Comp.	Yds.	Comp.%	Yds/Att.	TD	TD%	Int	Int%	Long	Sack/Lost	Rating					
Plummer	302	189	2192	62.6	7.23	15	5.0	7	2.3	60	14/73	91.2					
Kanell	103	53	442	51.5	4.29	2	1.9	5	4.9	26	2/24	49.1					
Beuerlein	63	33	389	52.4	6.17	2	3.2	5	7.9	38	9/60	49.0					
J. Jackson	9	4	41	44.4	4.56	0	0.0	1	11.1	16	0/0	18.5					
Knorr	1	0	0	0.0	0.00	0	0.0	0	0.0	0	0/0	39.6					
Smith	1	1	72	100.0	72.00	0	0.0	0	0.0	72	0/0	118.8					
BRONCOS	479	280	3126	58.5	6.53	19	4.0	18	3.8	72	25/157	75.6					
OPPONENTS	495	265	3049	53.5	6.16	17	3.4	9	1.8	66t	36/221	76.2					

2003 DEFENSIVE STATS

(based on coaches' film review)

	TT	UT	A	S-YDS	I-YDS	PD	FF	FR
1 Wilson	128	99	29	1-5	0-0	7	0	2
2 K. Herndon	78	65	13	0-0	3-19	14	2	0
3 Spragan	76	56	20	0-0	0-0	6	0	1
4 Ferguson	72	58	14	1-13	0-0	3	2	0
5 Walls	68	58	10	0-0	1-0	20	1	1
6 Kennedy	65	51	14	1-0	1-0	11	1	2
Berry	65	40	25	11.5-5.2	0-0	4	3	1
8 Sykes	64	49	15	0-0	0-0	0	1	0
9 Brandon	57	44	13	0-0	1-0	6	0	0
10 Pryce	51	41	10	8.5-58.5	0-0	0	2	1
11 Mobley	46	32	14	0-0	0-0	3	0	0
12 Hayward	44	32	12	8.5-47	0-0	5	2	2
Fatafeh	44	29	15	2.5-14.5	0-0	2	1	0
14 Holland	42	22	20	0-0	0-0	3	0	0
15 Gold	39	34	5	0-0	2-14	6	0	0
16 Pope	26	16	10	1-14	0-0	1	1	0
17 O'Neal	22	19	3	0-0	1-6	2	0	0
18 Davis	19	11	8	0-0	0-0	1	1	0
19 Gardener	15	10	5	0-0	0-0	0	0	0
20 Spencer	11	10	1	0-0	0-0	4	0	0
21 Burns	4	4	0	0-0	0-0	0	0	0
22 Pierce	3	2	1	0-0	0-0	0	0	0
Middlebrooks	3	3	0	0-0	0-0	1	0	0
24 McNeil	1	1	0	0-0	0-0	0	0	0
Young	1	1	0	0-0	0-0	0	0	0
Rutledge	1	0	1	0-0	0-0	0	0	0
27 Team	0	0	0	1-0	0-0	0	0	0
TOTALS	1,045	787	258	36-204	9-39	97	17	10

2003 GAMES STARTED

OFFENSE

QB Beuerlein, Steve	2
QB Jackson, Jarious	1
QB Kanell, Danny	2
QB Plummer, Jake	11
RB Anderson, Mike	5
RB Droughns, Reuben	4
RB Griffin, Quentin	1
RB Portis, Clinton	13
WR Lelle, Ashley	10
WR McCaffrey, Ed	7
WR Smith, Rod	15
TE Carswell, Dwayne	10
TE Sharpe, Shannon	15
C Nalen, Tom	16
T Brockermeyer, Blake	2
T Lepsis, Matt	16
T Salaam, Ephraim	14
G Carlisle, Cooper	2
G Hamilton, Ben	16
G Neil, Dan	14

DEFENSE

DE Berry, Bertrand	16
DE Hayward, Reggie	2
DE Pryce, Trevor	16
DT Fatafeh, Mario	9
DT Gardener, Daryl	12
DT Holland, Darius	2
DT Pope, Monsanto	5
LB Gold, Ian	6
LB Mobley, John	7
LB Spragan, Dominic	8
LB Sykes, Jason	8
LB Wilson, Al	16
CB Herndon, Kelly	11
CB O'Neal, Delta	6
CB Spencer, Jimmy	2
CB Walls, Lenny	16
S Brandon, Sam	10
S Ferguson, Nick	10
S Kennedy, Kenoy	12

2003 COACHES

Mike Shanahan (Head Coach), Gary Kubiak (Offensive Coordinator), Larry Coyer (Defensive Coordinator), Ronnie Bradford (Special Teams Asst.), Jacob Burns (Defensive Line), Frank Bush (Special Teams), Troy Calhoun (Defensive Asst.), Rick Dennison (Offensive Line), Alex Gibbs (Asst. Head Coach/Offensive Line), David Gibbs (Secondary), Pat McPherson (Quarterbacks), Keith Millard (Asst. Defensive Line/Pass Rush Specialist), Brian Pariani (Tight Ends), Greg Saporta (Asst. Strength & Conditioning), Cedric Smith (Asst. Strength & Conditioning), Jimmy Spencer (Player/Asst. Defensive Backs), Bobby Turner (Running Backs), Rich Tuten (Strength & Conditioning), Steve Watson (Wide Receivers).

2003 LEADERS / RANKINGS

INDIVIDUAL	PLAYER	NO.	AFC RANK	NFL RANK	NFL LEADER	NO.
Points	Elam	120	5	71	Wilkins (STL)	163
Rushing Yards	Portis	1,591	3	5	Lewis (BAL)	2,066
Passing Yards	Plummer	2,182	9	26	Manning (IND)	4,047
Passer Rating	Plummer	91.2	4	5	McNair (TEN)	100.4
Receiving Yards	Smith	845	13	25	Holt (STL)	1,696
Receptions	Smith	74	71	161	Holt (STL)	117
Interceptions	Herndon	3	191	401	Panish (SF)/Russell (MIN)	9
Sacks	Berry	11.5	51	91	Strahan (NYG)	18

OFFENSE	NO.	AFC RANK	NFL RANK	NFL LEADER	NO.
Points Per Game	23.8	5	10	Kansas City	30.3
Total Yards Per Game	349.9	3	7	Minnesota	393.4
Yards Per Play	5.5	4	8	Minnesota	6.2
Rushing Yards Per Game	164.3	2	2	Baltimore	166.8
Net Passing Yards Per Game	185.6	10	22	Indianapolis	261.2

DEFENSE	NO.	AFC RANK	NFL RANK	NFL LEADER	NO.
Points Per Game	18.8	6	9	New England	14.9
Total Yards Per Game	277.1	3	4	Dallas	253.5
Yards Per Play	5.1	6	9	Baltimore	4.4
Rushing Yards Per Game	100.3	6	7	Tennessee	80.9
Passing Yards Per Game	176.8	4	6	Dallas	164.4

2003 KEY AWARDS

Pro Bowl (3): C Tom Nalen, RB Clinton Portis, LB Al Wilson. AP All-Pro (1): C Tom Nalen (first team). NFL Alumni Offensive Lineman of the Year: C Tom Nalen.

2003 NFL STANDINGS

AFC EAST

Team	W	L	T	Pct	PF	PA
*yz-New England	14	2	0	.875	348	238
Miami	10	6	0	.625	311	261
Buffalo	6	10	0	.375	243	279
New York Jets	6	10	0	.375	283	299

AFC NORTH

Team	W	L	T	Pct	PF	PA
y-Baltimore	10	6	0	.625	391	281
Cincinnati	8	8	0	.500	346	384
Pittsburgh	6	10	0	.375	300	327
Cleveland	5	11	0	.313	254	322

AFC SOUTH

Team	W	L	T	Pct	PF	PA
y-Indianapolis	12	4	0	.750	447	336
x-Tennessee	12	4	0	.750	435	324
Houston	5	11	0	.313	255	380
Jacksonville	5	11	0	.313	276	331

AFC WEST

Team	W	L	T	Pct	PF	PA
yz-Kansas City	13	3	0	.813	484	332
x-Denver	10	6	0	.625	381	301
Oakland	4	12	0	.250	270	379
San Diego	4	12	0	.250	313	441

NFC EAST

Team	W	L	T	Pct	PF	PA
*yz-Philadelphia	12	4	0	.750	374	287
x-Dallas	10	6	0	.625	289	260
Washington	5	11	0	.313	287	372
New York Giants	4	12	0	.250	243	382

NFC NORTH

Team	W	L	T	Pct	PF	PA
y-Green Bay	10	6	0	.625	442	307
Minnesota	9	7	0	.563	416	353
Chicago	7	9	0	.438	283	346
Detroit	5	11	0	.313	270	379

NFC SOUTH

Team	W	L	T	Pct	PF	PA
y-Carolina	11	5	0	.688	325	304
New Orleans	8	8	0	.500	340	326
Tampa Bay	7	9	0	.438	301	264
Atlanta	5	11	0	.313	299	422

NFC WEST

Team	W	L	T	Pct	PF	PA
yz-St. Louis	12	4	0	.750	447	328
x-Seattle	10	6	0	.625	404	327
San Francisco	7	9	0	.438	384	337
Arizona	4	12	0	.250	225	452

x - Playoffs; y - Division Title; z - First-round Bye; * - Home-field Advantage

WILD CARD PLAYOFF GAMES

1/3 - Tennessee 20, Baltimore 17
 1/3 - Carolina 29, Dallas 10
 1/4 - Green Bay 33, Seattle 27 (OT)
 1/4 - Indianapolis 41, Denver 10

DIVISIONAL PLAYOFF GAMES

1/10 - Carolina 29, St. Louis 23 (2 OT)
 1/10 - New England 17, Tennessee 14
 1/11 - Indianapolis 38, Kansas City 31
 1/11 - Philadelphia 20, Green Bay 17 (OT)

CONFERENCE CHAMPIONSHIPS

1/18 - Carolina 14, Philadelphia 3
 1/18 - New England 24, Indianapolis 14

SUPER BOWL XXXVIII (HOUSTON)

2/1 - New England 32, Carolina 29

2002 FINAL STATISTICS (9-7)

Head Coach: Mike Shanahan AFC West: 2nd Home Stadium: INVESCO Field at Mile High

Date	W-L	Score	Opponent	Attendance	RUSHING	No.	Yds.	Avg.	Long	TD
Sept 8	W	23-16	St. Louis	75,710	Portis	273	1508	5.5	59	15
Sept 15	W	24-14	at San Francisco	67,685	Anderson	84	386	4.6	32	2
Sept 22	W	28-23	Buffalo	75,359	Gary	37	147	4.0	26	1
Sept 30	L	23-34	at Baltimore	69,538	Griese	37	107	2.9	13	1
Oct 6	W	26-9	San Diego	75,065	Lelie	4	40	10.0	24	0
Oct 13	L	22-24	Miami	75,941	Montgomery	4	27	6.8	28	0
Oct 20	W	37-34	at Kansas City (OT)	78,446	McCaffrey	2	22	11.0	17	0
Oct 27	W	24-16	at New England	68,436	Droughns	4	11	2.8	9	1
Nov 11	L	10-34	Oakland	76,643	Beuerlein	5	9	1.8	8	1
Nov 17	W	31-9	at Seattle	65,495	R. Smith	6	9	1.5	9	0
Nov 24	L	20-23	Indianapolis (OT)	75,075	Rouen TM	1	0	0.0	0	0
Dec 1	L	27-30	at San Diego (OT)	66,357	Knorr LG	1	-10	-10.0	-10	0
Dec 8	L	13-19	at New York Jets	78,521	BRONCOS	457	2266	5.0	59	21
Dec 15	W	31-24	Kansas City	75,947	OPPONENTS	379	1489	3.9	76	21
Dec 22	L	16-28	at Oakland	62,592	RECEIVING	No.	Yds.	Avg.	Long	TD
Dec 29	W	37-7	Arizona	75,164	R. Smith	89	1027	11.5	46	5

TEAM STATISTICS	Den	Opp
TOTAL FIRST DOWNS	357	298
Rushing	125	100
Passing	199	176
Penalty	33	22
3RD DOWN: MADE/ATT	77/202	97/220
3rd Down Pct.	38.1	44.1
4TH DOWN: MADE/ATT	16/23	3/6
4th Down Pct.	69.6	50.0
POSSESSION AVG.	30:29	29:31
TOTAL NET YARDS	6090	4826
Avg. Per Game	380.6	301.6
Total Plays	1057	985
Avg. Per Play	5.8	4.9
NET YARDS RUSHING	2266	1489
Avg. Per Game	141.6	93.1
Total Rushes	457	379
NET YARDS PASSING	3824	3337
Avg. Per Game	239.0	208.6
Sacked/Yards Lost	46/315	40/251
Gross Yards	4139	3588
Att./Completions	554/359	566/360
Completion Pct.	64.8	63.6
Had Intercepted	20	9
NETS/AVERAGE	55/39.0	77/40.9
NET PUNTING AVG.	55/32.8	77/34.8
PENALTIES/YARDS	104/877	99/829
FUMBLES/BALL LOST	21/7	23/13
TOUCHDOWNS	45	39
Rushing	21	21
Passing	21	15
Returns	3	3

SCORE BY PERIODS	1	2	3	4	OT	PTS
BRONCOS	70	93	93	133	3	392
OPPONENTS	34	126	76	102	6	344

SCORING	TD	Ru	Pa	Ret	PAT	FG	S	PTS
Elam	0	0	0	0	42/43	26/36	0	120
Portis	17	15	2	0	0/0	0/0	0	102
R. Smith	5	0	5	0	0/0	0/0	0	30
Anderson	4	2	2	0	0/0	0/0	0	24
Sharpe	3	0	3	0	0/0	0/0	0	18
Droughns	2	1	1	0	0/0	0/0	0	12
Hape	2	0	2	0	0/0	0/0	0	12
Lelie	2	0	2	0	0/0	0/0	0	12
McCaffrey	2	0	2	0	0/0	0/0	0	12
O'Neal	2	0	2	0	0/0	0/0	0	12
Beuerlein	1	1	0	0	0/0	0/0	0	6
Carswell	1	0	1	0	0/0	0/0	0	6
Gary	1	1	0	0	0/0	0/0	0	6
Griese	1	1	0	0	0/0	0/0	0	6
McGlockton	1	0	1	0	0/0	0/0	0	6
Montgomery	1	0	1	0	0/0	0/0	0	6
TEAM	0	0	0	0	0/0	0/0	1	2
BRONCOS	45	21	21	3	42/43	26/36	1	392
OPPONENTS	39	21	15	3	33/34	25/32	0	344

2-PT. CONVERSIONS: BRONCOS 0-2, OPPONENTS 1-5

SACKS: Pryce 9.0, Berry, 6.5, Gold, 6.5, Wilson 5.0, Pope 4.0, McGlockton 2.5, Dalton 1.0, Mobley 1.0, Poole 1.0, Reager 1.0, Reese 0.5, **BRONCOS 40.0, OPPONENTS 46.0**

PASSING	Att.	Comp.	Yds.	Comp.%	Yds/Att.	TD	TD%	Int	Int%	Long	Sack/Lost	Rating
Griese	436	291	3214	66.7	7.37	15	3.4	15	3.4	82	34/237	85.6
Beuerlein	117	68	925	58.1	7.91	6	5.1	5	4.3	52	12/78	82.7
Smith	1	0	0	0.0	0.0	0	0.0	0	0.0	0	0/0	39.6
BRONCOS	554	359	4139	64.8	7.47	21	3.8	20	3.6	82t	46/315	84.8
OPPONENTS	566	360	3588	63.6	6.34	15	2.7	9	1.6	75t	40/251	83.7

RECEIVING	No.	Yds.	Avg.	Long	TD
R. Smith	89	1027	11.5	46	5
McCaffrey	69	903	13.1	69t	2
Sharpe	61	686	11.2	82t	3
Lelie	35	525	15.0	48	2
Portis	33	364	11.0	66t	2
Carswell	21	189	9.0	19	1
Anderson	18	167	9.3	52	2
Gary	18	148	8.2	19	0
Hape	6	26	4.3	7	2
Droughns	5	53	10.6	22t	1
Montgomery	4	51	12.8	21	1
BRONCOS	359	4139	11.5	82t	21
OPPONENTS	360	3588	10.0	75t	15

INTERCEPTIONS	No.	Yds.	Avg.	Long	TD
O'Neal	5	70	14.0	28t	2
Reager	1	31	31.0	31	0
Walker	1	8	8.0	8	0
K. Herndon	1	0	0.0	0	0
Washington	1	-2	-2.0	-2	0
BRONCOS	9	107	11.9	31	2
OPPONENTS	20	310	15.5	98t	2

PUNTING	No.	Yds.	Avg.	Net	TB	In20	Long	B
Knorr LG	71	2834	39.9	34.8	6	19	59	0
Knorr TM	24	906	37.8	34.1	2	8	59	0
Rouen TM	29	1239	42.7	31.7	4	6	63	2
BRONCOS	55	2145	39.0	32.8	6	14	63	2
OPPONENTS	77	3153	40.9	34.8	10	23	70	2

PUNT RETURNS	No.	FC	Yds.	Avg.	Long	TD
O'Neal	30	7	251	8.4	53	0
Poole	4	0	24	6.0	16	0
BRONCOS	34	7	275	8.1	53	0
OPPONENTS	23	10	223	9.7	40	0

KICKOFF RETURNS	No.	Yds.	Avg.	Long	TD
Droughns	20	516	25.8	53	0
Kasper TM	15	393	26.2	56	0
Montgomery	15	370	24.7	40	0
Reager	4	74	18.5	25	0
Anderson	2	39	19.5	23	0
Carswell	2	14	7.0	14	0
Coleman	1	6	6.0	6	0
Gary	1	13	13.0	13	0
Hape	1	16	16.0	16	0
O'Neal	1	15	15.0	15	0
BRONCOS	62	1456	23.5	56	0
OPPONENTS	81	1781	22.0	66	0

FIELD GOALS	1-19	20-29	30-39	40-49	50+
Elam	1/1	9/9	7/9	5/11	4/6
BRONCOS	1/1	9/9	7/9	5/11	4/6
OPPONENTS	0/0	8/8	5/7	8/13	4/4

ELAM: (41G,34G,32G)(28G)(49N)(40G,57N,44N)(36G,43B)(33G,52G,23G,40G,55G)(32G,33G,25G)(48N,19G,39N)(27G)(40N,45G)(1)(54G,24G,53N)(22G,23G,33N,46N)(30G)(25G)(44G,54G,21G)

OPPONENTS: (41G,43G,39N,39G)(1)(38G)(23G,41G)(24G)(48N,53G)(41G,32G,43N)(26G)(47G,32G)(52G,37G,29G)(41G,54G,51G)(42N,20G,40G,49N,38B,27G)(43G,21G)(43N,21G)(1)

2002 DEFENSIVE STATS

(based on coaches' film review)

	TT	UT	A	S-YDS	I-YDS	PD	FF	FR
1 Wilson	199	158	41	5-35	0-0	4	1	2
2 Gold	166	130	36	6.5-34	0-0	5	3	1
3 Mobley	142	106	36	1-9	0-0	7	1	2
4 Kennedy	98	72	26	0-0	0-0	8	0	0
5 Walker	69	60	9	0-0	1-8	14	0	0
6 O'Neal	68	59	9	0-0	5-70	15	0	0
7 McGlockton	63	42	21	2.5-12	0-0	3	0	1
8 Pryce	61	51	10	9-68.0	0-0	1	1	1
9 Reese	58	48	10	0.5-6	0-0	5	1	0
10 Poole	55	51	4	1-6	0-0	10	1	0
11 Pittman	50	39	11	0-0	0-0	0	1	0
12 Dalton	39	33	6	1-13.0	0-0	1	1	0
13 Reagor	24	16	8	1-9.0	1-31	1	0	0
14 Pope	22	19	3	4-16.0	0-0	1	0	0
15 Brandon	18	16	2	0-0	0-0	2	1	1
16 Berry	14	12	2	6.5-30.0	0-0	2	0	2
17 Washington	13	9	4	0-0	1-2	1	0	0
18 Hayward	10	7	3	0-0	0-0	0	0	0
19 Spencer	4	4	0	0-0	0-0	1	0	0
20 Team	2	2	0	2-13.0	0-0	0	0	0
21 Burns	1	1	0	0-0	0-0	0	0	0
22 K. Herndon	0	0	0	0-0	1-0	1	0	0
TOTALS	1,176	935	241	40-251	9-107	82	11	10

2002 GAMES STARTED

OFFENSE		DEFENSE	
QB Beuerlein, Steve	3	DE Berry, Bertrand	1
QB Griese, Brian	13	DE Pittman, Kavika	15
RB Anderson, Mike	12	DE Pryce, Trevor	16
RB Gary, Olandis	2	DT Dalton, Lionel	13
RB Portis, Clinton	12	DT McGlockton, Chester	15
WR Lelie, Ashley	1	DT Pope, Monsanto	1
WR McCaffrey, Ed	16	DT Reagor, Montae	1
WR Smith, Rod	16	LB Burns, Keith	1
TE Carswell, Dwayne	7	LB Gold, Ian	16
TE Putzier, Jeb	1	LB Mobley, John	16
TE Sharpe, Shannon	13	LB Wilson, Al	15
C Nalen, Tom	7	CB O'Neal, Deltha	14
G/C Hamilton, Ben	16	CB Poole, Tyrone	4
T Brockermeyer, Blake	1	CB Walker, Denard	16
T Lepsis, Matt	15	S Brandon, Sam	2
T Salaam, Ephraim	16	S Kennedy, Kenoy	15
G Herndon, Steve	9	S Reese, Izell	15
G Neil, Dan	16		

2002 COACHES

Mike Shanahan (Head Coach), **Jacob Burney** (Defensive Line), **Frank Bush** (Special Teams), **Larry Coyer** (Linebackers), **Rick Dennison** (Offensive Line), **Karl Dorrell** (Wide Receivers), **George Dyer** (Asst. to Head Coach), **Alex Gibbs** (Assistant Head Coach/Off. Line), **David Gibbs** (Secondary), **Gary Kubiak** (Off. Coord./OBs), **Anthony Lynn** (Special Teams Assistant), **Pat McPherson** (Off. Asst.), **Keith Millard** (Asst. Def. Line/Pass Rush Spec.), **Ron Milus** (Nickel Backs), **Brian Pariani** (Tight Ends), **Ray Rhodes** (Def. Coordinator), **Greg Saporta** (Asst. Strength & Cond.), **Cedric Smith** (Asst. Strength & Cond.), **Bobby Turner** (Running Backs), **Rich Tuten** (Strength & Conditioning), **Steve Watson** (Def. Asst.).

2002 LEADERS / RANKINGS

INDIVIDUAL	PLAYER	NO.	AFC RANK	NFL RANK	NFL LEADER	NO.
Points	Elam	120	3	7	Holmes (KC)	144
Rushing Yards	Portis	1,508	4	4	Williams (MIA)	1,853
Passing Yards	Griese	3,214	8	12	Gannon (OAK)	4,689
Passer Rating	Griese	85.6	8	15	Pennington (NYJ)	104.2
Receiving Yards	R. Smith	1,027	9t	19t	Harrison (IND)	1,722
Receptions	R. Smith	89	8t	12t	Harrison (IND)	143
Interceptions	O'Neal	5	7t	10	Kelly (TB/Woodson (OAK))	8
Sacks	Pryce	9.0	7t	18t	Taylor (MIA)	18.5

OFFENSE	NO.	AFC RANK	NFL RANK	NFL LEADER	NO.
Points Per Game	24.5	3	7	Kansas City	29.2
Total Yards Per Game	380.6	2	3	Oakland	389.8
Yards Per Play	5.8	3	3	Kansas City	6.2
Rushing Yards Per Game	141.6	3	5	Minnesota	156.7
Net Passing Yards Per Game	239.0	5	8	Oakland	279.7

DEFENSE	NO.	AFC RANK	NFL RANK	NFL LEADER	NO.
Points Per Game	21.5	8	15	Tampa Bay	12.3
Total Yards Per Game	301.6	2	6	Tampa Bay	252.8
Yards Per Play	4.9	2	7	Tampa Bay	4.2
Rushing Yards Per Game	83.1	4	4	Pittsburgh	85.9
Net Passing Yards Per Game	208.6	9	17	Tampa Bay	155.6

2002 KEY AWARDS

Pro Bowl (2): DE Trevor Pryce, LB Al Wilson. **AP NFL Offensive Rookie of the Year:** RB Clinton Portis.

2002 NFL STANDINGS

AFC EAST	Team	W	L	T	Pct	PF	PA
y-New York Jets	9	7	0	.562	359	336	
New England	9	7	0	.562	381	346	
Miami	9	7	0	.562	378	301	
Buffalo	8	8	0	.500	379	397	

AFC NORTH	Team	W	L	T	Pct	PF	PA
y-Pittsburgh	10	5	1	.656	390	345	
x-Cleveland	9	7	0	.562	344	320	
Baltimore	7	9	0	.438	316	354	
Cincinnati	2	14	0	.125	279	456	

AFC SOUTH	Team	W	L	T	Pct	PF	PA
yz-Tennessee	11	5	0	.688	367	324	
x-Indianapolis	10	6	0	.625	349	313	
Jacksonville	6	10	0	.375	328	315	
Houston	4	12	0	.250	213	356	

AFC WEST	Team	W	L	T	Pct	PF	PA
*yz-Oakland	11	5	0	.688	450	304	
Denver	9	7	0	.562	392	344	
San Diego	8	8	0	.500	333	367	
Kansas City	8	8	0	.500	467	399	

NFC EAST	Team	W	L	T	Pct	PF	PA
*yz-Philadelphia	12	4	0	.750	415	241	
x-New York Giants	10	6	0	.625	320	279	
Washington	7	9	0	.438	307	365	
Dallas	5	11	0	.312	217	329	

NFC NORTH	Team	W	L	T	Pct	PF	PA
y-Green Bay	12	4	0	.750	398	328	
Minnesota	6	10	0	.375	390	442	
Chicago	4	12	0	.250	281	379	
Detroit	3	13	0	.188	306	451	

NFC SOUTH	Team	W	L	T	Pct	PF	PA
yz-Tampa Bay	12	4	0	.750	346	196	
x-Atlanta	9	6	1	.594	402	314	
New Orleans	9	7	0	.562	432	388	
Carolina	7	9	0	.438	258	302	

NFC WEST	Team	W	L	T	Pct	PF	PA
y-San Francisco	10	6	0	.625	367	351	
St. Louis	7	9	0	.438	316	369	
Seattle	7	9	0	.438	355	369	
Arizona	5	11	0	.312	262	417	

x - Playoffs; y - Division Title; z - First-round Bye; * - Home-field Advantage

WILD CARD PLAYOFF GAMES

- 1/4 - at New York Jets 41, Indianapolis 0
- 1/4 - Atlanta 27, at Green Bay 3
- 1/5 - at Pittsburgh 36, Cleveland 33
- 1/5 - at San Francisco 39, New York Giants 38

DIVISIONAL PLAYOFF GAMES

- 1/11 - at Philadelphia 20, Atlanta 6
- 1/11 - at Tennessee 34, Pittsburgh 31
- 1/12 - at Tampa Bay 31, San Francisco 6
- 1/12 - at Oakland 30, New York Jets 10

CONFERENCE CHAMPIONSHIPS

- 1/19 - Tampa Bay 27, at Philadelphia 10
- 1/19 - at Oakland 41, Tennessee 24

SUPER BOWL XXXVII (SAN DIEGO)

- 1/26 - Tampa Bay 48, Oakland 21

2001 FINAL STATISTICS (8-8)

Head Coach: Mike Shanahan AFC West: 3rd Home Stadium: INVESCO Field at Mile High

Date	W-L	Score	Opponent	Attendance	RUSHING	No.	Yds.	Avg.	Long	TD
Sept 10	W	31-20	New York Giants	75,735	T. Davis	167	701	4.2	57	0
Sept 23	W	38-17	at Arizona	50,913	Anderson	175	678	3.9	62t	4
Sept 30	L	13-20	Baltimore	75,082	Gary	57	228	4.0	29	1
Oct 7	W	20-6	Kansas City	75,037	Griese	50	173	3.5	24	1
Oct 14	L	21-34	at Seattle	61,837	R. Smith	3	27	9.0	17	0
Oct 21	L	10-27	at San Diego	67,521	Kasper	3	19	6.3	27	0
Oct 28	W	31-20	New England	74,750	Coleman	4	17	4.3	8	0
Nov 5	L	28-38	at Oakland	62,637	Frerotte	10	9	0.9	4t	1
Nov 11	W	26-16	San Diego	74,951	Kennison TM	3	9	3.0	10	0
Nov 18	L	10-17	Washington	74,622	Jackson	5	7	1.4	4	0
Nov 22	W	26-24	at Dallas	64,104	Montgomery	1	5	5.0	5	0
Dec 2	L	10-21	at Miami	73,938	Carter	1	4	4.0	4	0
Dec 9	W	20-7	Seattle	74,524	Hape	2	0	0.0	0	0
Dec 16	L	23-26	at Kansas City (OT)	77,778	BRONCOS	481	1877	3.9	62t	7
Dec 30	W	23-17	Oakland	75,582	OPPONENTS	406	1492	3.7	60t	9
Jan 6	L	10-29	at Indianapolis	56,192						

TEAM STATISTICS		Den	Opp
TOTAL FIRST DOWNS		304	292
Rushing		106	96
Passing		174	176
Penalty		24	30
3RD DOWN: MADE/ATT		83/219	63/191
3rd Down Pct.		37.9	33.0
4TH DOWN: MADE/ATT		4/10	4/10
4th Down Pct.		40.0	40.0
POSSESSION AVG.		31:23	28:37
TOTAL NET YARDS		4817	4774
Avg. Per Game		301.1	298.4
Total Plays		1034	960
Avg. Per Play		4.7	5.0
NET YARDS RUSHING		1877	1492
Avg. Per Game		117.3	93.3
Total Rushes		481	406
NET YARDS PASSING		2940	3282
Avg. Per Game		183.8	205.1
Sacked/Yards Lost		42/268	39/279
Gross Yards		3208	3561
Att./Completions		511/312	515/308
Completion Pct.		61.1	59.8
Had Intercepted		19	22
PUNTS/AVERAGE		82/44.7	77/47.0
NET PUNTING AVG.		82/36.5	77/38.1
PENALTIES/YARDS		95/917	100/853
FUMBLE/BALL LOST		24/8	26/15
TOUCHDOWNS		35	38
Rushing		7	9
Passing		26	23
Returns		2	6

SCORE BY PERIODS	1	2	3	4	OT	PTS
BRONCOS	50	128	89	73	0	340
OPPONENTS	65	94	58	119	3	339

SCORING	TD	Ru	Pa	Ret	PAT	FG	S	PTS
Elam	0	0	0	0	31/31	31/36	0	124
R. Smith	11	0	11	0	0	0	0	68
De. Clark	6	0	6	0	0	0	0	36
Anderson	4	4	0	0	0	0	0	26
Carswell	4	0	4	0	0	0	0	26
Hape	3	0	3	0	0	0	0	18
Frerotte	1	1	0	0	0	0	0	6
Gary	1	1	0	0	0	0	0	6
Griese	1	0	1	0	0	0	0	6
Kennison TM	1	0	1	0	0	0	0	6
McCaffrey	1	0	1	0	0	0	0	6
O'Neal	1	0	0	1	0	0	0	6
O'Walker	1	0	0	0	0	0	0	6
BRONCOS	35	7	26	2	31/31	31/36	0	340
OPPONENTS	38	9	23	6	36/37	25/29	0	339

2-PT. CONVERSIONS: Anderson, Carswell, R. Smith, BRONCOS 3-4, OPPONENTS 0-1

SACKS: Pryce 7.0, Romanowski 7.0, Washington 4.0, Brown 3.0, Gold 3.0, Hayward 3.0, Wilson 3.0, Berry 2.0, Kennedy 2.0, McGlockton 1.0, Mobley 1.0, Pittman 1.0, Reager 1.0, Woodall 1.0, **BRONCOS 39.0, OPPONENTS 42.0**

RECEIVING	No.	Yds.	Avg.	Long	TD
R. Smith	113	1343	11.9	65t	11
De. Clark	51	566	11.1	39	6
Carswell	34	299	8.8	25	4
Kennison TM	15	169	11.3	36	1
Hape	15	96	6.4	25	3
T. Davis	12	69	5.8	16	0
Montgomery	11	99	9.0	23	0
Carter	9	83	7.5	17	0
Cole	9	128	14.2	21	0
Kasper	8	84	10.5	21	0
Anderson	8	46	5.8	16	0
McCaffrey	6	94	15.7	28	1
Coleman	6	45	7.5	9	0
Pool	5	38	7.6	10	0
Gary	4	29	7.3	11	0
Dominguez	3	26	8.7	12	0
Griese	1	-6	-6.0	-6	0
BRONCOS	312	3208	10.3	65t	26
OPPONENTS	308	3561	11.6	72t	23

INTERCEPTIONS	No.	Yds.	Avg.	Long	TD
O'Neal	9	115	12.8	42	0
Walker	3	60	20.0	39t	1
Spencer	3	25	8.3	18	0
McGlockton	2	17	8.5	17	0
Brown	2	0	0.0	0	0
Mobley	1	17	17.0	17	0
Kennedy	1	6	6.0	6	0
Coghil	1	0	0.0	0	0
BRONCOS	22	240	10.9	42	1
OPPONENTS	19	256	13.5	56t	2

PUNTING	No.	Yds.	Avg.	Net	TB	In20	Long	B
Rouen	81	3668	45.3	36.5	8	25	64	1
BRONCOS	82	3668	44.7	36.5	8	25	64	1
OPPONENTS	77	3618	47.0	38.1	14	26	90	0

PUNT RETURNS	No.	FC	Yds.	Avg.	Long	TD
O'Neal	31	9	405	13.1	86t	1
BRONCOS	31	9	405	13.1	86t	1
OPPONENTS	48	10	517	10.8	65t	1

KICKOFF RETURNS	No.	Yds.	Avg.	Long	TD
Cole	48	1127	23.5	52	0
Kasper	14	372	26.6	37	0
Carter	2	44	22.0	24	0
De. Clark	1	11	11.0	11	0
Gary	1	18	18.0	18	0
D. Smith	1	4	4.0	4	0
BRONCOS	67	1576	23.5	52	0
OPPONENTS	69	1526	22.1	88t	1

FIELD GOALS	1-19	20-29	30-39	40-49	50+
Elam	0/0	11/11	8/8	10/13	2/4
BRONCOS	0/0	11/11	8/8	10/13	2/4
OPPONENTS	0/0	12/13	3/3	8/10	2/3

ELAM: (65N,37G)(49G,31G,35G)(43G,49G)(48G,24G) () (45G,42N)(50G)(39G,21G,48B)(25G,29G,26G,33G)(33G)(24G,50G,46G,28G)(45G)(42G,20G)(34G,45N,36G,49G)(27G,25G,42G)(54N,25G)

OPPONENTS: (63N)(28G)(29G,26G)(23G,35G)(44G, 23G)(21G,51G)(24G,44G)(31G)(29G)(48G)(43G)() (41N)(51G,43G,28N,41G,41N,32G)(28G)(22G,40G,45G,22G,25G)

PASSING	Att.	Comp.	Yds.	Comp.%	Yds/Att.	TD	TD%	Int	Int%	Long	Sack/Lost	Rating
Griese	451	275	2827	61.0	6.27	23	5.1	19	4.2	65t	38/241	78.5
Frerotte	48	30	308	62.5	6.42	3	6.3	0	0.0	26t	3/21	101.7
Jackson	12	7	73	58.3	6.08	0	0.0	0	0.0	19	1/6	76.0
BRONCOS	511	312	3208	61.1	6.28	26	5.1	19	3.7	65t	42/268	80.6
OPPONENTS	515	308	3561	59.8	6.91	23	4.5	22	4.3	72t	39/279	77.8

2001 DEFENSIVE STATS

(based on coaches' film review)

	TT	UT	A	S-YDS	I-YDS	PD	FF	FR
1 Mobley	133	101	32	1-6	1-17	3	2	3
2 Wilson	128	98	30	3-25	0-0	7	1	0
3 Romanowski	116	84	32	7-44	0-0	2	1	0
4 Brown	98	78	20	3-26	2-0	8	1	1
5 Kennedy	92	70	22	2-18	1-6	6	0	0
6 O'Neal	60	53	7	0-0	9-115	18	0	0
Neal/Washington	60	44	16	4-29	0-0	0	1	1
8 Pryce	55	42	13	7-50	0-0	3	2	0
9 Walker	52	44	8	0-0	3-60	3	0	0
10 Pittman	50	43	7	1-14	0-0	1	1	1
11 McGlockton	43	39	4	1-8	2-17	3	1	0
12 Gold	28	22	6	3-14	0-0	2	1	0
13 Spencer	23	21	2	0-0	3-25	9	0	1
14 Hayward	22	16	6	3-21	0-0	0	0	0
15 Berry	17	13	4	2-12	0-0	1	0	2
16 Lett	15	14	1	0-0	0-0	1	0	0
17 E. Davis	11	6	5	0-0	0-0	1	0	1
18 Coghill	6	5	1	0-0	1-0	0	0	0
Reagar	6	6	0	1-6	0-0	0	0	0
20 Johnson	5	4	1	0-0	0-0	0	0	0
21 Woodall	4	3	1	1-6	0-0	0	0	0
22 Burns	3	2	1	0-0	0-0	0	0	0
23 Jenkins	1	1	0	0-0	0-0	0	0	0
TOTAL	1,028	809	219	39-279	22-240	68	11	10

2001 GAMES STARTED

OFFENSE		DEFENSE	
QB Fretotte, Gus	1	DE Hayward, Reggie	2
QB Griese, Brian	15	DE Pittman, Kavika	14
RB Anderson, Mike	7	DE Washington, Keith	16
RB Davis, Terrell	8	DT McGlockton, Chester	16
RB Gary, Olandis	1	DT Pryce, Trevor	16
FB Carter, Tony	6	LB Mobley, John	16
FB Hape, Patrick	8	LB Romanowski, Bill	16
WR Cole, Chris	1	LB Wilson, Al	16
WR Kasper, Kevin	5	CB O'Neal, Deltha	16
WR McCaffrey, Ed	1	CB Spencer, Jimmy	1
WR Smith, Rod	14	CB Walker, Denard	15
TE Carswell, Dwayne	16	S Brown, Eric	16
TE Clark, Desmond	1	S Kennedy, Kenoy	16
C Nalen, Tom	16		
T Lepsis, Matt	16		
T Teague, Trey	16		
G Friedman, Lennie	14		
G Herndon, Steve	3		
G Neil, Dan	15		

2001 COACHES

Mike Shanahan (Head Coach), **Frank Bush** (Special Teams), **Larry Cover** (Linebackers), **Rich Dennison** (Offensive Line), **Karl Dorrell** (Wide Receivers), **George Dyer** (Def. Line), **Alex Gibbs** (Asst. Head Coach/Off. Line), **David Gibbs** (Safeties), **Gary Kubiak** (Off. Coord./DBs), **Anthony Lynn** (Special Teams Asst.), **Pat McPherson** (Off. Asst.), **Ron Milus** (Def. Backs), **Brian Pariani** (Tight Ends), **Ray Rhodes** (Def. Coord.), **Greg Saporta** (Asst. Strength & Cond.), **Cedric Smith** (Asst. Strength & Cond.), **John Teerlinck** (Pass Rush Specialist), **Bobby Turner** (Running Backs), **Rich Tuten** (Strength & Cond.), **Steve Watson** (Def. Asst.), **Zaven Yaraian** (Head Coach's Asst.).

2001 LEADERS / RANKINGS

INDIVIDUAL	PLAYER	NO.	AFC RANK	NFL RANK	NFL LEADER	NO.
Points	Elam	124	21	31	Wilkins (STL)	127
Rushing Yards	Davis	701	14	24	Holmes (KC)	1,555
Passing Yards	Griese	2,827	13	23	Warner (STL)	4,830
Passer Rating	Griese	78.5	8	15	Warner (STL)	101.4
Receiving Yards	R. Smith	1,343	3	6	Boston (ARI)	1,598
Receptions	R. Smith	113	1	1	Smith (DEN)	113
Interceptions	O'Neal	9	21	31	Barber (TB/Henry) (CLE)	10
Sacks	Pryce/Romanowski	7	21	37	Strahan (NYG)	22.5

OFFENSE	NO.	AFC RANK	NFL RANK	NFL LEADER	NO.
Points Per Game	21.3	61	91	St. Louis	31.4
Total Yards Per Game	301.1	12	22	St. Louis	418.1
Yards Per Play	4.7	12	23	St. Louis	6.6
Rushing Yards Per Game	117.3	6	10	Pittsburgh	173.4
Net Passing Yards Per Game	183.8	13	25	St. Louis	291.4

DEFENSE	NO.	AFC RANK	NFL RANK	NFL LEADER	NO.
Points Per Game	21.2	12	21	Chicago	12.7
Total Yards Per Game	298.4	4	8	Pittsburgh	258.6
Yards Per Play	5.0	81	151	Baltimore	4.4
Rushing Yards Per Game	93.3	4	6	Pittsburgh	74.7
Net Passing Yards Per Game	205.1	10	16	Miami	176.8

2001 KEY AWARDS

Pro Bowl (7): TE Dwayne Carswell, K Jason Elam, LB Ian Gold, CB Deltha O'Neal, DT Trevor Pryce, WR Rod Smith, LB Al Wilson. **AP All-Pro (3):** K Jason Elam (second team), DT Trevor Pryce (second team), WR Rod Smith (second team). **NFL Alumni Special Teams Player of the Year:** K Jason Elam.

2001 NFL STANDINGS

AFC EAST

Team	W	L	T	Pct	PF	PA
yz-New England	11	5	0	.688	371	272
x-Miami	11	5	0	.688	344	290
x-New York Jets	10	6	0	.625	308	295
Indianapolis	6	10	0	.375	413	486
Buffalo	3	13	0	.188	265	420

AFC CENTRAL

Team	W	L	T	Pct	PF	PA
*yz-Pittsburgh	13	3	0	.812	352	212
x-Baltimore	10	6	0	.625	303	265
Cleveland	7	9	0	.438	285	319
Tennessee	7	9	0	.438	336	388
Jacksonville	6	10	0	.375	294	286
Cincinnati	6	10	0	.375	226	309

AFC WEST

Team	W	L	T	Pct	PF	PA
y-Oakland	10	6	0	.625	399	327
Seattle	9	7	0	.562	301	324
Denver	8	8	0	.500	340	339
Kansas City	6	10	0	.375	320	344
San Diego	5	11	0	.312	332	321

NFC EAST

Team	W	L	T	Pct	PF	PA
y-Philadelphia	11	5	0	.688	343	208
Washington	8	8	0	.500	256	303
New York Giants	7	9	0	.438	294	321
Arizona	7	9	0	.438	295	343
Dallas	5	11	0	.312	246	338

NFC CENTRAL

Team	W	L	T	Pct	PF	PA
yz-Chicago	13	3	0	.812	338	203
x-Green Bay	12	4	0	.750	390	266
x-Tampa Bay	9	7	0	.562	324	280
Minnesota	5	11	0	.312	290	390
Detroit	2	14	0	.125	270	424

NFC WEST

Team	W	L	T	Pct	PF	PA
*yz-St. Louis	14	2	0	.875	503	273
x-San Francisco	12	4	0	.750	409	282
New Orleans	7	9	0	.438	333	409
Atlanta	7	9	0	.438	291	377
Carolina	1	15	0	.062	253	410

x - Playoffs; y - Division Title; z - First-round Bye; * - Home-field Advantage

WILD CARD PLAYOFF GAMES

- 1/12 - at Philadelphia 31, Tampa Bay 9
- 1/12 - at Oakland 38, New York Jets 24
- 1/13 - at Green Bay 25, San Francisco 15
- 1/13 - Baltimore 20, at Miami 3

DIVISIONAL PLAYOFF GAMES

- 1/19 - Philadelphia 33, at Chicago 19
- 1/19 - at New England 16, Oakland 13 (OT)
- 1/20 - at St. Louis 45, Green Bay 17
- 1/20 - at Pittsburgh 27, Baltimore 10

CONFERENCE CHAMPIONSHIPS

- 1/27 - at St. Louis 29, Philadelphia 24
- 1/27 - New England 24, at Pittsburgh 17

SUPER BOWL XXXVI (NEW ORLEANS)

- 2/3 - New England 20, St. Louis 17

Start/End Dates: 1994-2001 Pro Bowl; 2002 Season History/Results; Year-by-Year Stats; 2002 Season History/Results

2000 DEFENSIVE STATS

(based on coaches' film review)

	TT	UT	A	S-YDS	I-YDS	PD	FF	FR
1 Mobley	133	92	41	2-16	1-9	10	2	0
2 Romanowski	121	88	33	3.5-17	2-0	3	2	2
3 Jenkins	109	87	22	0-0	4-61	7	3	0
4 Wilson	104	73	31	5-31	3-21	6	1	0
5 E. Brown	102	86	16	1-8	3-9	7	0	3
6 Taylor	53	44	9	1-0	0-0	2	2	1
7 Pryce	44	36	8	12-76.5	0-0	0	2	1
8 Spencer	40	35	5	1-1	3-102	6	1	0
9 Pittman	39	33	6	7-43	0-0	1	1	1
10 Buckley	33	32	1	0-0	6-110	8	0	0
11 Crockett	32	29	3	1-6	4-31	7	1	0
Tanuvasa	32	28	4	4-19	0-0	0	0	4
13 Gold	21	20	1	2-4	0-0	0	1	0
14 Cadrez	14	7	7	0-0	0-0	1	0	0
15 Reagor	13	13	0	2-19	0-0	1	0	0
Lodish	13	10	3	0-0	0-0	0	0	0
Hasselbach	13	8	5	2.5-10.5	0-0	0	1	0
18 Kennedy	6	6	0	0-0	1-0	0	0	0
19 Archambeau	2	2	0	0-0	0-0	0	0	0
O'Neal	2	2	0	0-0	0-5	1	1	0
Suttle	2	2	0	0-0	0-0	0	0	0
Burns	2	1	1	0-0	0-0	1	0	0
23 Coghill	1	1	0	0-0	0-0	0	1	0
TOTAL	931	735	196	44-251	27-343	65	19	13

2000 GAMES STARTED

OFFENSE

DEFENSE

QB Frotter, Gus	6	DE Hasselbach, Harald	1
QB Griese, Brian	10	DE Pittman, Kavika	15
RB Anderson, Mike	12	DE Tanuvasa, Maa	16
RB Davis, Terrell	4	DT Pryce, Trevor	16
FB Griffith, Howard	14	DT Traylor, Keith	16
WR McCaffrey, Ed	16	LB Cadrez, Glenn	3
WR Smith, Rod	16	LB Mobley, John	14
TE Carswell, Dwayne	16	LB Romanowski, Bill	16
T Clark, Desmond	2	LB Wilson, Al	14
C Nalen, Tom	16	CB Buckley, Terrell	16
T Jones, Tony	16	CB Crockett, Ray	11
T Lepsis, Matt	16	CB Spencer, Jimmy	6
G Friedman, Lennie	8	S Brown, Eric	16
G Neil, Dan	16	S Jenkins, Billy	16
G Schlereith, Mark	8		

2000 COACHES

Mike Shanahan (Head Coach), **Frank Bush** (Nickel Package/Secondary), **Larry Coyer** (Linebackers), **Rick Dennison** (Special Teams), **Karl Dorrell** (Wide Receivers), **George Dyer** (Defensive Line), **Alex Gibbs** (Assistant Head Coach/Offensive Line), **Gary Kubiak** (Offensive Coordinator/Quarterbacks), **Anthony Lynn** (Special Teams Assistant), **Pat McPherson** (Offensive Assistant), **Ron Milus** (Defensive Backs), **Brian Pariani** (Tight Ends), **Greg Robinson** (Defensive Coordinator), **Greg Saporita** (Assistant Strength & Conditioning), **John Teerlink** (Pass Rush Specialist), **Terry Tumej** (Defensive Assistant), **Bobby Turner** (Running Backs), **Rich Tuten** (Strength & Conditioning).

2000 LEADERS / RANKINGS

INDIVIDUAL	PLAYER	NO.	AFR RANK	NFL RANK	NFL LEADER	NO.
Points	Elam	103	10	17	Stover (BAL)	135
Rushing Yards	Anderson	1,487	3	4	James (IND)	1,709
Passing Yards	Griese	2,688	8	17	Manning (IND)	4,413
Passer Rating	Griese	102.9	1	1	Griese (DEN)	102.9
Receiving Yards	R. Smith	1,602	1	2	Holt (STL)	1,635
Receptions	McCaffrey	101	2	3	Harrison (IND)	102
Interceptions	Buckley	6	3t	7t	Shaper (GB)	9
Sacks	Pryce	12	5	9t	Garner (NO)	18

OFFENSE	NO.	AFR RANK	NFL RANK	NFL LEADER	NO.
Points Per Game	30.3	1	2	St. Louis	33.8
Total Yards Per Game	409.6	1	2	St. Louis	442.2
Yards Per Play	5.9	2	5	St. Louis	7.0
Rushing Yards Per Game	144.4	3	3	Oakland	154.4
Net Passing Yards Per Game	265.2	2	3	St. Louis	327.0

DEFENSE	NO.	AFR RANK	NFL RANK	NFL LEADER	NO.
Points Per Game	23.1	13	23	Baltimore	10.3
Total Yards Per Game	346.5	14	24	Tennessee	238.4
Yards Per Play	5.8	15	30	Tennessee	4.2
Rushing Yards Per Game	99.9	6	7	Baltimore	60.6
Net Passing Yards Per Game	246.6	16	31	Tennessee	151.5

2000 KEY AWARDS

Pro Bowl (4): QB Brian Griese, C Tom Nalen, DT Trevor Pryce, WR Rod Smith. **AP All-Pro (2):** C Tom Nalen (first team), WR Rod Smith (second team). **AP NFL Offensive Rookie of the Year:** RB Mike Anderson.

2000 NFL STANDINGS

AFC EAST

Team	W	L	T	Pct	PF	PA
y-Miami	11	5	0	.688	323	226
x-Indianapolis	10	6	0	.625	429	326
New York Jets	9	7	0	.563	321	321
Buffalo	8	8	0	.500	315	350
New England	5	11	0	.313	276	338

AFC CENTRAL

Team	W	L	T	Pct	PF	PA
*yz-Tennessee	13	3	0	.813	346	191
x-Baltimore	12	4	0	.750	333	165
Pittsburgh	9	7	0	.563	321	255
Jacksonville	7	9	0	.438	367	327
Cincinnati	4	12	0	.250	185	359
Cleveland	3	13	0	.188	161	419

AFC WEST

Team	W	L	T	Pct	PF	PA
yz-Oakland	12	4	0	.750	479	299
x-Denver	11	5	0	.688	485	369
Kansas City	7	9	0	.438	355	354
Seattle	6	10	0	.375	320	405
San Diego	1	15	0	.063	269	440

NFC EAST

Team	W	L	T	Pct	PF	PA
*yz-New York Giants	12	4	0	.750	328	246
x-Philadelphia	11	5	0	.688	351	245
Washington	8	8	0	.500	281	269
Dallas	5	11	0	.313	294	361
Arizona	3	13	0	.188	210	443

NFC CENTRAL

Team	W	L	T	Pct	PF	PA
yz-Minnesota	11	5	0	.688	397	371
x-Tampa Bay	10	6	0	.625	388	269
Detroit	9	7	0	.563	307	307
Green Bay	9	7	0	.563	353	323
Chicago	5	11	0	.313	216	355

NFC WEST

Team	W	L	T	Pct	PF	PA
y-St. Louis	10	6	0	.625	540	471
x-New Orleans	10	6	0	.625	354	305
Carolina	7	9	0	.438	310	310
San Francisco	6	10	0	.375	388	422
Atlanta	4	12	0	.250	252	413

x - Playoffs; y - Division Title; z - First-round Bye; * - Home-field Advantage

WILD CARD PLAYOFF GAMES

12/30 - at Miami 23, Indianapolis 17 (OT)
 12/30 - at New Orleans 31, St. Louis 28
12/31 - at Baltimore 21, Denver 3
 12/31 - at Philadelphia 21, Tampa Bay 3

DIVISIONAL PLAYOFF GAMES

1/6 - at Oakland 27, Miami 0
 1/6 - at Minnesota 34, New Orleans 16
 1/7 - Baltimore 24, at Tennessee 10
 1/7 - at New York 20, Philadelphia 10

CONFERENCE CHAMPIONSHIPS

1/14 - Baltimore 16, at Oakland 3
 1/14 - at New York Giants 41, Minnesota 0

SUPER BOWL XXXV (TAMPA, FLA.)

1/28 - Baltimore 34, New York Giants 7

1999 FINAL STATISTICS (6-10)

Head Coach: Mike Shanahan **AFC West:** 5th **Home Stadium:** Mile High Stadium

Date	W-L	Score	Opponent	Attendance	RUSHING	No.	Yds.	Avg.	Long	TD			
Sept 13	L	21-38	Miami	75,623	Gary	276	1159	4.2	71	7			
Sept 19	L	10-26	at Kansas City	78,683	Davis	67	211	3.1	26	2			
Sept 26	L	10-13	at Tampa Bay	65,297	Loville	40	203	5.1	36t	1			
Oct 3	L	13-21	New York Jets	74,181	Griese	46	138	3.0	23	2			
Oct 10	W	16-13	at Oakland	55,704	Griffith	17	66	3.9	13	1			
Oct 17	W	31-10	Green Bay	73,352	C. Miller	8	40	5.0	13	0			
Oct 24	L	23-24	at New England	60,011	Avery LG	5	21	4.2	11	0			
Oct 31	L	20-23	Minnesota	75,021	Avery TM	5	21	4.2	11	0			
Nov 7	W	33-17	at San Diego	61,204	Briester	2	17	8.5	17	0			
Nov 14	L	17-20	at Seattle	66,314	D. Smith	1	7	7.0	7	0			
Nov 22	W	27-21	Oakland (OT)	70,012	Lynn	2	2	1.0	0	0			
Dec 5	L	10-16	Kansas City	73,855	Rouen	1	0	0.0	0	0			
Dec 13	L	24-27	at Jacksonville	71,357	BRONCOS	465	1864	4.0	71	13			
Dec 19	W	36-30	Seattle (OT)	65,987	OPPONENTS	440	1737	3.9	54	15			
Dec 25	W	17-7	at Detroit	73,158	RECEIVING	No.	Yds.	Avg.	Long	TD			
Jan 2	L	6-12	San Diego	69,278	R. Smith	79	1020	12.9	71	4			
					McCaffrey	71	1018	14.3	78t	7			
					Chamberlain	32	488	15.3	88	2			
					Griffith	26	192	7.4	20	1			
					Carswell	24	201	8.4	20	2			
					Sharpe	23	224	9.7	24	0			
					Gary	21	159	7.6	21	0			
					Loville	11	50	4.5	15	0			
					Cooper	9	98	10.9	21	0			
					B. Miller	5	59	11.8	26	0			
					Avery LG	4	24	6.0	11	0			
					Avery TM	4	24	6.0	11	0			
					D. Smith	4	23	5.8	11	0			
					McGriff	3	37	12.3	15	0			
					Davis	3	26	8.7	10	0			
					Doering	3	22	7.3	9	0			
					Clark	1	5	5.0	5	0			
					BRONCOS	319	3646	11.4	88	16			
					OPPONENTS	273	3299	12.1	67	17			
					INTERCEPTIONS	No.	Yds.	Avg.	Long	TD			
					James	5	59	11.8	45	0			
					Romanowski	3	35	11.7	18t	1			
					Carter	2	48	24.0	34	0			
					Crockett	2	14	7.0	10	0			
					E. Brown	1	13	13.0	13	0			
					Coghill	1	0	0.0	0	0			
					Pryce	1	0	0.0	0	0			
					BRONCOS	15	169	11.3	45	1			
					OPPONENTS	18	231	12.8	60	1			
					PUNTING	No.	Yds.	Avg.	Net	TB	In20	Long	B
					Rouen	84	3908	46.5	35.6	16	19	65	0
					BRONCOS	84	3908	46.5	35.6	16	19	65	0
					OPPONENTS	92	4011	43.6	36.5	12	27	64	1
					PUNT RETURNS	No.	FC	Yds.	Avg.	Long	TD	B	
					Watson	44	8	334	7.6	81t	1	0	
					McGriff	7	1	50	7.1	20	0	0	
					Coghill	3	1	25	8.3	10	0	0	
					BRONCOS	54	10	409	7.6	81t	1	0	
					OPPONENTS	43	13	600	14.0	80t	1	0	
					KICKOFF RETURNS	No.	Yds.	Avg.	Long	TD	B		
					Watson	48	1138	23.7	71	0	0		
					Avery LG	9	192	21.3	33	0	0		
					Avery TM	7	137	19.6	25	0	0		
					B. Miller	4	79	19.8	30	0	0		
					Loville	2	22	11.0	12	0	0		
					D. Smith	1	12	12.0	11	0	0		
					R. Smith	1	10	10.0	10	0	0		
					BRONCOS	63	1398	22.2	71	0	0		
					OPPONENTS	70	1457	20.8	61	0	0		
					FIELD GOALS	1-19	20-29	30-39	40-49	50+	B		
					Elam	1/1	8/8	7/8	8/11	5/8	0		
					BRONCOS	1/1	8/8	7/8	8/11	5/8	0		
					OPPONENTS	2/2	6/6	6/7	10/12	1/2	0		

TEAM STATISTICS	Den	Opp
TOTAL FIRST DOWNS	308	267
Rushing	107	88
Passing	168	154
Penalty	33	25
3RD DOWN: MADE/ATT	84/229	64/203
3rd Down Pct.	36.7	31.5
4TH DOWN: MADE/ATT	6/14	5/11
4th Down Pct.	42.9	45.5
POSSESSION AVG.	31:06	28:54
TOTAL NET YARDS	5283	4753
Avg. Per Game	330.2	297.1
Total Plays	1053	961
Avg. Per Play	5.0	4.9
NET YARDS RUSHING	1864	1737
Avg. Per Game	116.5	108.6
Total Rushes	465	440
NET YARDS PASSING	3419	3016
Avg. Per Game	213.7	188.5
Sacked/Yards Lost	34/227	50/283
Gross Yards	3646	3299
Att./Completions	554/319	471/273
Completion Pct.	57.6	58.0
Had Intercepted	18	15
PUNTS/AVERAGE	84/46.5	92/43.6
NET PUNTING AVG.	84/35.6	92/36.5
PENALTIES/YARDS	114/872	114/1016
FUMBLES/BALL LOST	33/10	29/11
TOUCHDOWNS	32	35
Rushing	13	15
Passing	16	17
Returns	3	3

SCORE BY PERIODS	1	2	3	4	OT	PTS
BRONCOS	79	58	77	88	12	314
OPPONENTS	34	115	62	107	0	318

SCORING	TD	Ru	Pa	Ret	PAT	FG	S	PTS
Elam	0	0	0	0	29/29	29/36	0	116
Gary	7	7	0	0	0	0	0	44
McCaffrey	7	0	7	0	0	0	0	42
R. Smith	4	0	4	0	0	0	0	24
Carswell	2	0	2	0	0	0	0	12
Chamberlain	2	0	2	0	0	0	0	12
Davis	2	2	0	0	0	0	0	12
Griese	2	2	0	0	0	0	0	12
Griffith	2	1	1	0	0	0	0	12
Cadrez	1	0	0	1	0	0	0	6
Loville	1	1	0	0	0	0	0	6
Romanowski	1	0	0	1	0	0	0	6
Watson	1	0	0	1	0	0	0	6
Pryce	0	0	0	0	0	1	2	2
TEAM	0	0	0	0	0	1	2	2
BRONCOS	32	13	16	3	29/29	29/36	2	314
OPPONENTS	35	15	17	3	31/32	25/29	0	318

2-PT. CONVERSIONS: Gary, BRONCOS 1-1, OPPONENTS 1-3
SACKS: Pryce 13.0, Cadrez 7.0, Tanuvasa 7.0, N. Smith 6.5, Williams 4.0, Hasselbach 2.5, Crockett 2.0, Wayne 2.0, E. Brown 1.5, Traylor 1.5, Bowns 1.0, Braxton 1.0, Wilson 1.0.
BRONCOS 50.0, OPPONENTS 34.0

PASSING	Att.	Comp.	Yds.	Comp.%	Yds/Att.	TD	TD%	Int	Int%	Long	Sack/Lost	Rating
Griese	452	261	3032	57.7	6.71	14	3.1	14	3.1	88	27/176	75.6
C. Miller	81	46	527	56.8	6.51	2	2.5	1	1.2	42	7/51	79.6
Briester	20	12	87	60.0	4.35	0	0.0	3	15.0	11	0/0	30.6
R. Smith	1	0	0	0.0	0.00	0	0.0	0	0.0	0	0/0	39.6
BRONCOS	554	319	3646	57.6	6.58	16	2.9	18	3.2	88	34/227	73.6
OPPONENTS	471	273	3299	58.0	7.00	17	3.6	15	3.2	67	50/283	78.3

1998 FINAL STATISTICS (14-2)

Head Coach: Mike Shanahan **AFC West:** 1st **Home Stadium:** Mile High Stadium

Date	W-L	Score	Opponent	Attendance	RUSHING	No.	Yds.	Avg.	Long	TD
Sept 7	W	27-21	New England	74,745	Davis	392	2008	5.1	70	21
Sept 13	W	42-23	Dallas	75,013	Loville	53	161	3.0	12	2
Sept 20	W	34-17	at Oakland	56,578	Briester	19	102	5.4	38	1
Sept 27	W	38-16	at Washington	71,880	Elway	37	94	2.5	16	1
Oct 4	W	41-16	Philadelphia	73,218	R. Smith	6	63	10.5	37	0
Oct 11	W	21-16	at Seattle	66,258	Hebron	9	31	3.4	8	1
Oct 25	W	37-24	Jacksonville	75,217	Griffith	4	13	3.3	16	0
Nov 1	W	33-26	at Cincinnati	59,974	Rouen	1	0	0.0	0	0
Nov 8	W	27-10	San Diego	74,925	Griese	4	-4	-1.0	0	0
Nov 16	W	30-7	at Kansas City	78,100	BRONCOS	525	2468	4.7	70	26
Nov 22	W	40-14	Oakland	75,325	OPPONENTS	356	1287	3.6	45	8
Nov 29	W	31-16	at San Diego	66,532	RECEIVING	No.	Yds.	Avg.	Long	TD
Dec 6	W	35-31	Kansas City	74,962	R. Smith	86	1222	14.2	58	6
Dec 13	L	16-20	at New York Giants	72,336	McCaffrey	64	1053	16.5	48	10
Dec 21	L	21-31	at Miami	74,363	Sharpe	64	768	12.0	38	10
Dec 27	W	28-21	Seattle	74,057	Davis	25	217	8.7	35	2

TEAM STATISTICS		Den	Opp
TOTAL FIRST DOWNS			
Rushing		347	283
Passing		135	80
Penalty		186	183
3RD DOWN: MADE/ATT	90/207	88/225	
3rd Down Pct.	43.5	39.1	
4TH DOWN: MADE/ATT	4/10	10/19	
4th Down Pct.	40.0	52.6	
POSSESSION AVG.	32:08	27:52	
TOTAL NET YARDS	6092	4935	
Avg. Per Game	380.8	308.4	
Total Plays	1041	999	
Avg. Per Play	5.9	4.9	
NET YARDS RUSHING	2468	1287	
Avg. Per Game	154.3	80.4	
Total Rushes	525	356	
NET YARDS PASSING	3624	3648	
Avg. Per Game	226.5	228.0	
Sacked/Yards Lost	25/184	47/335	
Gross Yards	3808	3983	
Att./Completions	491/290	596/345	
Completion Pct.	59.1	57.9	
Had Intercepted	14	19	
PUNTS/AVERAGE	67/46.2	88/42.4	
NET PUNTING AVG.	67/37.6	88/36.1	
PENALTIES/YARDS	115/1023	113/865	
FUMBLE/BALL LOST	17/6	28/11	
TOUCHDOWNS	62	38	
Rushing	26	8	
Passing	32	28	
Returns	4	2	

SCORE BY PERIODS		1	2	3	4	OT	PTS
BRONCOS							
	144	156	64	137	0	501	0
OPPONENTS							
	54	87	58	110	0	309	0

SCORING		TD	Ru	Pa	Ret	PAT	FG	S	PTS
Davis	23	21	2	0				0	138
Elam	0	0	0	0	58/58	23/27	0	127	0
McCaffrey	10	0	10	0				0	62
Sharpe	10	0	10	0				0	60
R. Smith	7	0	6	1				0	42
Griffith	3	0	3	0				0	18
Hebron	2	1	0	1				0	12
Loville	2	2	0	0				0	12
Briester	1	1	0	0				0	6
Crockett	1	0	0	1				0	6
Elway	1	1	0	0				0	6
Gordon	1	0	0	1				0	6
Green	1	0	0	0	0/1	0/0	0	0	0
Rouen	0	0	0	0				0	0
BRONCOS	62	26	32	4	58/59	23/27	0	501	2
OPPONENTS	38	8	28	2	31/31	14/20	2	309	2

2-PT. CONVERSIONS: McCaffrey, **BRONCOS 1-3, OPPONENTS 2-7**
SACKS: Pryce 8.5, Tanuvasa 8.5, Romanowski 7.5, Cadrez 4.0, N. Smith 4.0, Hasselbach 3.0, Williams 3.0, Lodish 2.0, Traylor 2.0, Washington 2.0, Johnson 1.0, Mobley 1.0, Crockett 0.5, **BRONCOS 47.0, OPPONENTS 25.0**

PASSING	Att.	Comp.	Yds.	Comp.%	Yds/Att.	TD	TD%	Int	Int%	Long	Sack/Lost	Rating
Elway	356	210	2806	59.0	7.88	22	6.2	10	2.8	58	18/135	93.0
Briester	131	78	986	59.5	7.53	10	7.6	3	2.3	48	7/49	99.0
Griese	3	1	2	33.3	0.67	0	0.0	1	33.3	2	0/0	2.8
R. Smith	41	29	14	100.0	14.00	0	0.0	0	0.0	14	0/0	118.8
BRONCOS	491	290	3808	59.1	7.76	32	6.5	14	2.9	58	25/184	93.5
OPPONENTS	596	345	3983	57.9	6.68	28	4.7	19	3.2	75t	47/335	80.5

RECEIVING	No.	Yds.	Avg.	Long	TD
R. Smith	86	1222	14.2	58	6
McCaffrey	64	1053	16.5	48	10
Sharpe	64	768	12.0	38	10
Davis	25	217	8.7	35	2
Green	16	194	12.1	50	1
Griffith	15	97	6.5	15	3
Nash	4	76	19.0	31	0
Carswell	4	51	12.8	15	0
Chamberlain	3	35	11.7	16	0
D. Smith	3	24	8.0	16	0
Loville	2	29	14.5	17	0
Hebron	2	5	2.5	3	0
Armour	1	23	23.0	23	0
Elway	1	14	14.0	14	0
BRONCOS	290	3808	13.1	58	32
OPPONENTS	345	3983	11.5	75t	28

INTERCEPTIONS	No.	Yds.	Avg.	Long	TD
Gordon	4	125	31.3	55t	1
Crockett	3	105	35.0	80t	1
Johnson	2	79	39.5	45	0
Romanowski	2	22	11.0	18	0
Cadrez	2	11	5.5	6	0
Braxton	1	72	72.0	72	0
Coghill	1	20	20.0	20	0
Atwater	1	4	4.0	4	0
N. Smith	1	2	2.0	2	0
Pryce	1	1	1.0	1	0
Mobley	1	-2	-2.0	-2	0
BRONCOS	19	439	23.1	80t	2
OPPONENTS	14	270	19.3	94t	2

PUNTING	No.	Yds.	Avg.	Net	TB	In20	Long	B
Rouen	66	3097	46.9	37.6	10	14	76	1
BRONCOS	67	3097	46.2	37.6	10	14	76	1
OPPONENTS	88	3733	42.4	36.1	8	22	69	1

PUNT RETURNS	No.	FC	Yds.	Avg.	Long	TD
Gordon	34	6	379	11.1	44	0
Coghill	3	2	20	6.7	8	0
Paul	1	0	0	0.0	0	0
BRONCOS	38	8	399	10.5	44	0
OPPONENTS	43	2	381	8.9	39	0

KICKOFF RETURNS	No.	Yds.	Avg.	Long	TD
Hebron	46	1216	26.4	95t	1
Loville	6	105	17.5	25	0
D. Smith	3	51	17.0	21	0
Burns	2	17	8.5	17	0
Tanuvasa	1	13	13.0	13	0
BRONCOS	58	1402	24.2	95t	1
OPPONENTS	89	2006	22.5	91	0

FIELD GOALS	1-19	20-29	30-39	40-49	50-
Elam	0/0	3/3	13/14	4/6	3/4
BRONCOS	0/0	3/3	13/14	4/6	3/4
OPPONENTS	1/1	6/7	3/5	3/4	1/3

ELAM: (53G,42G)(1)(35G,35G)(37G)(1)(31G,63G,32G)(33G,37G)
 (31G,26G)(42G,46G,35G)(33G,23G)(34G)(37B)(24G,38G,30G)
 (52G,44G,43N)(42N,55N)
OPPONENTS: (39N,37B)(30G,54G,26G)(44G)(44N,37G)(1)(23G)
 (45G,51N)(25G,23G,52N)(1)(1)(27G)(20G)(36G,19G)(28N,42G)()

1998 DEFENSIVE STATS

(based on coaches' film review)

	TT	UT	A	S-YDS	I-YDS	PD	FF	FR
1 Mobley	132	105	27	1-7	1-2	13	2	1
2 Cadrez	105	76	29	4-20	2-11	2	3	0
3 Romanowski	95	71	24	7.5-56.5	2-22	9	3	3
4 Atwater	85	55	30	0-0	1-4	7	0	0
5 Gordon	74	61	13	0-0	4-125	12	0	1
6 Crockett	68	61	7	0.5-2.5	3-105	15	1	0
7 Pryce	59	48	11	8.5-56.5	1-1	0	0	0
8 Braxton	57	43	14	0-0	1-72	6	1	0
9 Tanuvasa	53	47	6	8.5-66.5	0-0	0	1	2
10 Traylor	49	40	9	2-8	0-0	2	0	1
11 E. Brown	43	29	14	0-0	0-0	3	0	1
12 Johnson	39	35	4	1-11	2-79	9	0	0
13 N. Smith	38	25	13	4-38	1-2	2	1	0
14 Washington	33	27	6	2-8	0-0	0	0	0
15 Hasselbach	27	24	3	3-26	0-0	0	0	0
16 Williams	19	11	8	3-24	0-0	2	0	0
17 Lodish	14	7	7	2-11	0-0	0	0	0
18 James	12	10	2	0-0	0-0	2	0	0
Coghill	12	9	3	0-0	1-20	1	0	0
20 Joyner	9	6	3	0-0	0-0	0	0	0
21 Burns	8	6	2	0-0	0-0	1	0	0
22 Paul	5	5	0	0-0	0-0	2	0	0
TEAM	1,036	801	235	47-335	19-439	88	12	9

1998 GAMES STARTED

OFFENSE		DEFENSE	
QB Brister, Bubby	4	DE Hasselbach, Harald	3
QB Elway, John	12	DE Smith, Neil	14
RB Davis, Terrell	16	DE Tanuvasa, Maa	16
FB Griffith, Howard	14	DT Lodish, Mike	1
FB Smith, Detron	2	DT Pryce, Trevor	15
WR Green, Willie	1	DT Traylor, Keith	14
WR McCaffrey, Ed	15	LB Cadrez, Glenn	15
WR Smith, Rod	16	LB Joyner, Seth	1
TE Carswell, Dwayne	1	LB Mobley, John	15
TE Sharpe, Shannon	16	LB Romanowski, Bill	16
C Nalen, Tom	16	CB Crockett, Ray	16
T Jones, Tony	16	CB Gordon, Darrien	16
T Swayne, Harry	16	CB Johnson, Darrius	2
G Neil, Dan	16	S Atwater, Steve	16
G Schlereth, Mark	16	S Braxton, Tyrone	6
		S Brown, Eric	10

1998 COACHES

Mike Shanahan (Head Coach), **Frank Bush** (Linebackers), **Barney Chavous** (Asst. Offensive Line/Asst. Strength & Conditioning), **Rick Dennison** (Special Teams), **Ed Donatelli** (Defensive Backs), **George Dyer** (Defensive Line), **Alex Gibbs** (Asst. Head Coach/Offensive Line), **Mike Heimerdinger** (Wide Receivers), **Gary Kubiak** (Offensive Coordinator/OBs), **Pat McPherson** (Defensive Asst.), **Brian Pariani** (Tight Ends), **Ricky Porter** (Offensive Asst.), **Greg Robinson** (Defensive Coordinator), **Greg Saporta** (Asst. Strength & Conditioning), **Rick Smith** (Defensive Asst.), **John Teerlink** (Pass Rush Specialist), **Bobby Turner** (Running Backs), **Rich Tuten** (Strength & Conditioning).

1998 LEADERS / RANKINGS

INDIVIDUAL	PLAYER	NO.	AFC RANK	NFL RANK	NFL LEADER	NO.
Points	Davis	138	2	3	Anderson (MIN)	164
Rushing Yards	Davis	2,008	1	1	Davis (DEN)	2,008
Passing Yards	Elway	2,806	6	12	Favre (GB)	4,212
Passer Rating	Brister	99.0	2	5	Cunningham (MIN)	106.0
Receiving	R. Smith	1,222	2	4	Freeman (GB)	1,424
Receptions	R. Smith	86	2	3	Sanders (ARI)	89
Interceptions	Gordon	4	14	24	Law (NE)	9
Sacks	Pryce/Tanuvasa	8.5	10	27	Lincoln (SEA)	16.5

OFFENSE	NO.	AFC RANK	NFL RANK	NFL LEADER	NO.
Points Per Game	31.3	1	2	Minnesota	34.8
Total Yards Per Game	380.8	1	3	San Francisco	425.0
Yards Per Play	5.9	1	3	Min./S.F.	6.2
Rushing Yards Per Game	154.3	1	2	San Francisco	159.0
Net Passing Yards Per Game	226.5	4	7	Minnesota	270.5

DEFENSE	NO.	AFC RANK	NFL RANK	NFL LEADER	NO.
Points Per Game	19.3	4	8	Miami	16.6
Total Yards Per Game	308.4	7	11	San Diego	263.0
Yards Per Play	4.9	6	9	San Diego	4.3
Rushing Yards Per Game	80.4	2	3	San Diego	71.3
Net Passing Yards Per Game	228.0	14	26	Philadelphia	170.0

1998 KEY AWARDS

Pro Bowl (10): S Steve Atwater, RB Terrell Davis, K Jason Elam, QB John Elway, T Tony Jones, WR Ed McCaffrey, C Tom Nalen, LB Bill Romanowski, G Mark Schlereth, TE Shannon Sharpe. **AP All-Pro (4):** RB Terrell Davis (first team), K Jason Elam (second team), WR Ed McCaffrey (second team), TE Shannon Sharpe (first team). **AP NFL MVP:** RB Terrell Davis. **AP NFL Offensive Player of the Year:** RB Terrell Davis. **Super Bowl XXXIII MVP:** QB John Elway.

1998 NFL STANDINGS

AFC EAST

Team	W	L	T	Pct	PF	PA
yz-New York Jets	12	4	0	.750	416	266
x-Miami	10	6	0	.625	321	265
x-Buffalo	10	6	0	.625	400	333
x-New England	9	7	0	.563	337	329
Indianapolis	3	13	0	.188	310	444

AFC CENTRAL

Team	W	L	T	Pct	PF	PA
y-Jacksonville	11	5	0	.688	392	338
Tennessee	8	8	0	.500	330	320
Pittsburgh	7	9	0	.438	263	303
Baltimore	6	10	0	.375	269	335
Cincinnati	3	13	0	.188	268	452

AFC WEST

Team	W	L	T	Pct	PF	PA
*yz-Denver	14	2	0	.875	501	309
Oakland	8	8	0	.500	288	356
Seattle	8	8	0	.500	372	310
Kansas City	7	9	0	.438	327	363
San Diego	5	11	0	.313	241	342

NFC EAST

Team	W	L	T	Pct	PF	PA
y-Dallas	10	6	0	.625	381	275
x-Arizona	9	7	0	.563	325	378
New York Giants	8	8	0	.500	287	309
Washington	6	10	0	.375	319	421
Philadelphia	3	13	0	.188	161	344

NFC CENTRAL

Team	W	L	T	Pct	PF	PA
*yz-Minnesota	15	1	0	.938	556	296
x-Green Bay	11	5	0	.688	408	319
Tampa Bay	8	8	0	.500	314	295
Detroit	5	11	0	.313	306	378
Chicago	4	12	0	.250	276	368

NFC WEST

Team	W	L	T	Pct	PF	PA
yz-Atlanta	14	2	0	.875	442	289
x-San Francisco	12	4	0	.750	479	328
New Orleans	6	10	0	.375	305	359
St. Louis	4	12	0	.250	285	378
Carolina	4	12	0	.250	336	413

x - Playoffs; y - Division Title; z - First-round Bye; * - Home-field Advantage

WILD CARD PLAYOFF GAMES

- 1/2 - at Miami 24, Buffalo 17
- 1/2 - Arizona 20, at Dallas 7
- 1/3 - at Jacksonville 25, New England 10
- 1/3 - at San Francisco 30, Green Bay 27

DIVISIONAL PLAYOFF GAMES

- 1/9 - at Denver 38, Miami 3
- 1/9 - at Atlanta 20, San Francisco 18
- 1/10 - at New York Jets 34, Jacksonville 24
- 1/10 - at Minnesota 41, Arizona 21

CONFERENCE CHAMPIONSHIPS

- 1/17 - at Denver 23, New York Jets 10
- 1/17 - Atlanta 30, at Minnesota 27 (OT)

SUPER BOWL XXXIII (MIAMI)

- 1/31 - Denver 34, Atlanta 19

1997 DEFENSIVE STATS

(based on coaches' film review)

	TT	UT	A	S-YDS	I-YDS	PD	FF	FR
1 Mobley	162	113	49	4-23	1-13	8	3	1
2 Romanowski	117	77	40	2-18	1-7	2	2	0
3 Braxton	90	74	16	0.5-0.5	4-113	9	1	3
4 Crockett	83	69	14	0-0	4-18	21	1	0
Atwater	83	61	22	1-18	2-42	8	0	2
6 Aldridge	80	55	25	0-0	0-0	6	1	0
7 Gordon	62	50	12	2-2	4-64	11	1	1
8 Traylor	51	39	12	2-20	1-62	2	0	0
9 Williams	48	39	9	8.5-74	0-0	1	1	1
10 N. Smith	46	38	8	8.5-39.5	0-0	4	1	0
11 Pryce	28	20	8	2-9.5	0-0	0	0	0
12 Hasselbach	23	19	4	1.5-14.5	0-0	1	0	0
13 Tanuvasa	21	20	1	8.5-44.5	0-0	0	0	0
14 Johnson	17	17	0	0-0	0-0	7	0	0
McKyer	17	12	5	1-13	1-0	5	1	0
16 Lodish	14	9	5	1-7.5	0-0	0	0	1
17 Perry	11	9	2	0-0	0-0	3	1	0
18 Cadrez	8	7	1	0-0	0-0	0	0	0
19 Dodge	7	6	1	0-0	0-0	0	0	0
20 Hilliard	5	2	3	0-0	0-0	2	0	0
21 Burns	3	2	1	0-0	0-0	0	0	0
22 E. Jones	1	1	0	0-0	0-0	0	0	0
Veland	1	1	0	0-0	0-0	1	0	0
Richie	1	0	1	0.5-2	0-0	0	0	0
TEAM	979	740	239	44-298	18-319	91	13	9

1997 GAMES STARTED

OFFENSE

DEFENSE

QB Elway, John	16	DE Hasselbach, Harald	3
RB Davis, Terrell	15	DE Smith, Neil	13
RB Hebron, Vaughn	1	DE Williams, Alfred	16
FB Griffith, Howard	13	DT Perry, Michael Dean	8
WR Green, Willie	1	DT Pryce, Trevor	3
WR McCaffrey, Ed	15	DT Tanuvasa, Maa	5
WR Smith, Rod	16	DT Traylor, Keith	16
TE Carswell, Dwayne	3	LB Aldridge, Allen	15
TE Sharpe, Shannon	16	LB Mobley, John	16
C Nalen, Tom	16	LB Romanowski, Bill	16
T Brown, Jamie	2	CB Crockett, Ray	16
T Jones, Tony	16	CB Gordon, Darrien	16
T Zimmerman, Gary	14	CB McKyer, Tim	1
G Diaz-Infante, David	7	S Atwater, Steve	15
G Habib, Brian	14	S Braxton, Tyrone	16
G Schlereth, Mark	11	S Dodge, Dedrick	1

1997 COACHES

Mike Shanahan (Head Coach), **Frank Bush** (Linebackers), **Barney Chavous** (Asst. Offensive Line/Asst. Strength & Conditioning), **Rick Dennison** (Special Teams), **Ed Donatelli** (Defensive Backs), **George Dyer** (Defensive Line), **Alex Gibbs** (Asst. Head Coach/Offensive Line), **Mike Heimerdinger** (Wide Receivers), **Gary Kubiak** (Offensive Coordinator/Quarterbacks), **Brian Pariani** (Tight Ends), **Ricky Porter** (Offensive Asst.), **Greg Robinson** (Defensive Coordinator), **Greg Saporta** (Asst. Strength & Conditioning), **Rick Smith** (Defensive Asst.), **John Teerlink** (Pass Rush Specialist), **Bobby Turner** (Running Backs), **Rich Tuten** (Strength & Conditioning).

1997 LEADERS / RANKINGS

INDIVIDUAL	PLAYER	NO.	AFC RANK	NFL RANK	NFL LEADER	NO.
Points	Elam	124	2	4	Hollis (JAC)	134
Rushing Yards	Davis	1,750	1	2	Sanders (DET)	2,053
Passing Yards	Elway	3,635	4	5	Favre (GB)	3,867
Passer Rating	Elway	87.5	4	7	Young (SF)	104.7
Receiving Yards	R. Smith	1,180	4	8t	Moore (DET)	1,584
Receptions	Sharpe	72	7t	15t	Moore (DET)	104
Interceptions	Three Players	4	8t	23t	McNeil (STL)	9
Sacks	Three Players	8.5	10t	25t	Randall (MIN)	15.5

OFFENSE	NO.	AFC RANK	NFL RANK	NFL LEADER	NO.
Points Per Game	29.5	1	1	Denver	29.5
Total Yards Per Game	367.0	1	1	Denver	367.0
Yards Per Play	5.5	1t	3t	Detroit	5.6
Rushing Yards Per Game	148.6	3	4	Pittsburgh	154.9
Net Passing Yards Per Game	218.4	7	9	Seattle	247.4

DEFENSE	NO.	AFC RANK	NFL RANK	NFL LEADER	NO.
Points Per Game	17.9	2t	6t	Kansas City	14.5
Total Yards Per Game	291.9	1	5	San Francisco	250.8
Yards Per Play	4.9	4t	12t	San Francisco	4.2
Rushing Yards Per Game	112.7	10	16	Pittsburgh	82.4
Net Passing Yards Per Game	179.3	2	5	Dallas	157.6

1997 KEY AWARDS

Pro Bowl (5): RB Terrell Davis, QB John Elway, C Tom Nalen, TE Shannon Sharpe, DE Neil Smith. **AP All-Pro (3):** RB Terrell Davis (first team), LB John Mobley (first team), TE Shannon Sharpe (first team). **Super Bowl XXXII MVP:** RB Terrell Davis.

1997 NFL STANDINGS

AFC EAST

Team	W	L	T	Pct	PF	PA
y-New England	10	6	0	.625	369	289
x-Miami	9	7	0	.563	339	327
New York Jets	9	7	0	.563	348	287
Buffalo	6	10	0	.375	255	367
Indianapolis	3	13	0	.188	313	401

AFC CENTRAL

Team	W	L	T	Pct	PF	PA
yz-Pittsburgh	11	5	0	.688	372	307
x-Jacksonville	11	5	0	.688	394	318
Tennessee	8	8	0	.500	333	310
Cincinnati	7	9	0	.438	355	405
Baltimore	6	9	1	.406	326	345

AFC WEST

Team	W	L	T	Pct	PF	PA
*yz-Kansas City	13	3	0	.813	375	237
x-Denver	12	4	0	.750	472	282
Seattle	8	8	0	.500	365	362
Oakland	4	12	0	.250	324	419
San Diego	4	12	0	.250	266	425

NFC EAST

Team	W	L	T	Pct	PF	PA
y-New York Giants	10	5	1	.656	307	265
Washington	8	7	1	.531	327	289
Philadelphia	6	9	1	.406	317	372
Dallas	6	10	0	.375	304	314
Arizona	4	12	0	.250	283	379

NFC CENTRAL

Team	W	L	T	Pct	PF	PA
yz-Green Bay	13	3	0	.813	422	282
x-Tampa Bay	10	6	0	.625	299	263
x-Detroit	9	7	0	.563	379	306
x-Minnesota	9	7	0	.563	354	359
Chicago	4	12	0	.250	263	421

NFC WEST

Team	W	L	T	Pct	PF	PA
*yz-San Francisco	13	3	0	.813	375	265
Carolina	7	9	0	.438	265	314
Atlanta	7	9	0	.438	320	361
New Orleans	6	10	0	.375	327	327
St. Louis	5	11	0	.313	299	359

x - Playoffs; y - Division Title; z - First-round Bye; * - Home-field Advantage

WILD CARD PLAYOFF GAMES

12/27 - at Denver 42, Jacksonville 17
 12/27 - Minnesota 23, at New York Giants 22
 12/28 - at New England 17, Miami 3
 12/28 - at Tampa Bay 20, Detroit 10

DIVISIONAL PLAYOFF GAMES

1/3 - at Pittsburgh 7, New England 6
 1/3 - at San Francisco 38, Minnesota 22
 1/4 - Denver 14, at Kansas City 10
 1/4 - at Green Bay 21, Tampa Bay 7

CONFERENCE CHAMPIONSHIPS

1/11 - Denver 24, at Pittsburgh 21
 1/11 - Green Bay 23, at San Francisco 10

SUPER BOWL XXXII (SAN DIEGO)

1/25 - Denver 31, Green Bay 24

1996 FINAL STATISTICS (13-3)

Head Coach: Mike Shanahan AFC West: 1st Home Stadium: Mile High Stadium

Date	W-L	Score	Opponent	Attendance	RUSHING	No.	Yds.	Avg.	Long	TD
Sept 1	W	31-6	New York Jets	70,595	Davis	345	1538	4.5	71t	13
Sept 8	W	30-20	at Seattle	43,671	Hebron	49	262	5.3	47	0
Sept 15	W	27-23	Tampa Bay	71,535	Elway	50	249	5.0	22	4
Sept 22	L	14-17	at Kansas City	79,439	Craver	59	232	3.9	28	2
Sept 29	W	14-10	at Cincinnati	51,798	Lewis	4	39	9.8	18	0
Oct 6	W	28-17	San Diego	75,058	Miller	3	39	13.0	26t	1
Oct 20	W	45-34	Baltimore	70,453	Rivers	2	6	3.0	3	0
Oct 27	W	34-7	Kansas City	75,652	R. Smith	1	1	1.0	1	0
Nov 4	W	22-21	at Oakland	61,179	Musgrave	12	-4	-0.3	6	0
Nov 10	W	17-12	Chicago	75,555	BRONCOS	525	2362	4.5	71t	20
Nov 17	W	34-8	at New England	59,452	OPPONENTS	345	1331	3.9	56	5
Nov 24	W	21-17	at Minnesota	59,142						
Dec 1	W	34-7	Seattle	74,982	RECEIVING	No.	Yds.	Avg.	Long	TD
Dec 8	L	6-41	at Green Bay	60,712	Sharpe	80	1062	13.3	51	10
Dec 15	W	24-19	Oakland	75,466	Miller	56	735	13.1	46	3
Dec 22	L	10-16	at San Diego	46,801	McCaffrey	48	553	11.5	39t	7
					Craver	39	297	7.6	39t	1

TEAM STATISTICS		Den	Opp
TOTAL FIRST DOWNS		336	261
Rushing		134	67
Passing		180	165
Penalty		22	29
3RD DOWN: MADE/ATT		112/229	78/217
3rd Down Pct.		48.9	35.9
4TH DOWN: MADE/ATT		6/11	7/16
4th Down Pct.		54.5	43.8
POSSESSION AVG.		33:17	26:43
TOTAL NET YARDS		5791	4470
Avg. Per Game		361.9	279.4
Total Plays		1092	951
Avg. Per Play		5.3	4.7
NET YARDS RUSHING		2362	1331
Avg. Per Game		147.6	83.2
Total Rushes		525	345
NET YARDS PASSING		3429	3139
Avg. Per Game		214.3	196.2
Sacked/Yards Lost		31/233	40/274
Gross Yards		3662	3413
Att./Completions		536/327	566/302
Completion Pct.		61.0	53.4
Had Intercepted		17	23
PUNTS/AVERAGE		65/41.8	83/46.1
NET PUNTING AVG.		65/36.2	83/37.4
PENALTIES/YARDS		109/949	119/834
FUMBLES/BALL LOST		27/15	26/9
TOUCHDOWNS		47	31
Rushing		20	5
Passing		26	22
Returns		1	4

SCORE BY PERIODS	1	2	3	4	OT	Total
BRONCOS	131	132	65	63	0	391
OPPONENTS	52	77	78	68	0	275

SCORING	TD	Ru	Pa	Rt	PAT	FG	2pt	PTS
Elam	0	0	0	0	46/46	21/28	0	109
Davis	15	13	2	0	0	0	0	90
Sharpe	10	0	10	0	0	0	0	60
McCaffrey	7	0	7	0	0	0	0	42
Elway	4	4	0	0	0	0	0	24
Miller	4	1	3	0	0	0	0	24
Craver	3	2	1	0	0	0	0	18
R. Smith	2	0	2	0	0	0	0	12
Braxton	1	0	0	1	0	0	0	6
Sherrard	1	0	1	0	0	0	0	6
BRONCOS	47	20	26	4	46/46	21/28	0	391
OPPONENTS	31	5	22	4	25/25	20/23	2	275

2-PT. CONVERSIONS: BRONCOS 0-1, OPPONENTS 2-6

SACKS: A. Williams 13.0, Geathers 5.0, Tanuvasa 5.0, Crockett 4.0, Perry 3.5, Romanowski 3.0, Hasselbach 2.0, Lodish 1.5, Mobley 1.5, D. Williams 1.0, Robinson 0.5, **BRONCOS 40.0, OPPONENTS 31.0**

PASSING	Att.	Comp.	Yds.	Comp.%	Yd./Att.	TD	TD%	Int	Int%	LG	Sack/Lost	Rating
Elway	466	287	3328	61.6	7.14	26	5.6	14	3.0	51	26/194	89.2
Musgrave	52	31	276	59.6	5.31	0	0.0	2	3.8	46	4/32	57.9
Lewis	17	9	58	52.9	3.41	0	0.0	1	5.9	11	1/7	35.9
Craver	1	0	0	0.0	0.00	0	0.0	0	0.0	0	0/0	39.6
BRONCOS	536	327	3662	61.0	6.83	26	4.9	17	3.2	51	31/233	84.3
OPPONENTS	566	302	3413	53.4	6.03	22	3.9	23	4.1	51t	40/274	67.7

INTERCEPTIONS	No.	Yds.	Avg.	Long	TD
Braxton	9	128	14.2	69t	1
Atwater	3	11	3.7	11	0
Romanowski	3	1	0.3	1	0
Crockett	2	34	17.0	34	0
Washington	2	17	8.5	23	0
James	2	15	7.5	15	0
Hilliard	1	27	27.0	27	0
Mobley	1	8	8.0	8	0
BRONCOS	23	241	10.5	69t	1
OPPONENTS	17	171	10.1	34	0

PUNTING	No.	Yds.	Avg.	Net	TB	In20	Long	B
Rouen	65	2714	41.8	36.2	5	16	57	0
BRONCOS	65	2714	41.8	36.2	5	16	57	0
OPPONENTS	83	3825	46.1	37.4	7	18	67	0

PUNT RETURNS	No.	FC	Yds.	Avg.	Long	TD
Kinchen	26	4	300	11.5	40	0
R. Smith	23	15	283	12.3	36	0
BRONCOS	49	19	583	11.9	40	0
OPPONENTS	23	22	261	11.3	88t	1

KICKOFF RETURNS	No.	Yds.	Avg.	Long	TD
Hebron	45	1099	24.4	59	0
Chamberlain	3	49	16.3	21	0
Jeffers	1	18	18.0	18	0
R. Smith	1	29	29.0	29	0
BRONCOS	50	1195	23.9	59	0
OPPONENTS	76	1602	21.1	97t	1

FIELD GOALS	1-19	20-29	30-39	40-49	50+
Elam	2/2	8/8	4/5	6/10	1/3
OPPONENTS	0/0	8/8	7/8	4/5	1/2

ELAM: (28G) (18G, 28G, 33G) (45G, 20G) (52N, 34N) () () (34G) (40G, 47N, 29G) (36G, 43G, 28G) (24G) (52N, 28G, 47G) (42N) (44G, 18G) (40G, 39G) (38G, 40N) (51G, 45N).
OPPONENTS: () (27G, 40G) (24G, 35G, 28G) (37G) (44G) (27G) (45G, 33G) (54N) (30N) (35G, 48G) (40N), (27G) () (33G, 22G) (28G, 35G) (50G, 21G, 22G).

1996 DEFENSIVE STATS

(based on coaches' film review)

	TT	UT	A	S-YDS	I-YDS	PD	FF	FR
1 Romanowski	128	94	34	3-15	3-1	12	0	3
2 Aldridge	121	74	47	0-0	0-0	6	1	0
3 Atwater	116	89	27	0-0	3-11	9	1	0
4 Braxton	102	78	24	0-0	9-128	19	3	1
5 Mobley	93	67	26	1.5-2	1-8	4	0	0
6 Crockett	68	56	12	4-29	2-34	15	3	0
7 A. Williams	65	55	10	13-103	0-0	4	5	1
8 Washington	44	33	11	0-0	2-17	10	0	0
9 Perry	39	33	6	3.5-22	0-0	4	2	1
10 Hilliard	30	26	4	0-0	1-27	5	0	0
Lodish	30	19	11	1.5-8.5	0-0	0	0	0
12 Tanuvasa	24	15	9	5-39	0-0	1	0	1
13 James	22	17	5	0-0	2-15	7	1	1
D. Williams	22	14	8	1-3	0-0	0	0	1
15 Geathers	18	13	5	5-34	0-0	0	0	0
16 Hasselbach	17	14	3	2-16	0-0	2	2	0
17 Hauck	16	10	6	0-0	0-0	0	0	0
18 Cadrez	15	7	8	0-0	0-0	0	0	0
19 Johnson	9	8	1	0-0	0-0	2	1	0
20 Burns	5	2	3	0-0	0-0	0	0	0
21 R. Jones	3	2	1	0-0	0-0	1	0	0
E. Jones	3	2	1	0-0	0-0	0	0	0
23 Robinson	2	1	1	0.5-2.5	0-0	0	0	0
TOTALS	992	729	263	40-274	23-241	101	19	9

1996 GAMES STARTED

OFFENSE		DEFENSE	
QB Elway, John	15	DE Hasselbach, Harald	1
QB Musgrave, Bill	1	DE Williams, Alfred	16
RB Davis, Terrell	16	DE Williams, Dan	15
FB Craver, Aaron	15	DT Lodish, Mike	16
WR McCaffrey, Ed	15	DT Perry, Michael Dean	15
WR Miller, Anthony	16	DT Tanuvasa, Maa	1
WR Smith, Rod	1	LB Aldridge, Allen	16
TE Carswell, Dwayne	2	LB Mobley, John	16
TE Sharpe, Shannon	15	LB Romanowski, Bill	16
C Nalen, Tom	16	CB Crockett, Ray	15
T Brown, Jamie	2	CB Hilliard, Randy	3
T Thompson, Broderick	16	CB James, Tory	2
T Zimmerman, Gary	14	CB Washington, Lionel	12
G Diaz-Infante, David	2	S Atwater, Steve	16
G Habib, Brian	16	S Braxton, Tyrone	16
G Schlireth, Mark	14		

1996 COACHES

Mike Shanahan (Head Coach), **Frank Bush** (Linebackers), **Barnes Chavous** (Asst. Offensive Line/Asst. Strength and Conditioning), **Rick Dennison** (Offensive Asst.), **Ed Donatelli** (Defensive Backs), **Groge Dyer** (Defensive Line), **Alex Gibbs** (Asst. Head Coach/Offensive Line), **Mike Heimerdinger** (Wide Receivers), **Gary Kubiak** (Offensive Coordinator/QBs), **Brian Pariani** (Tight Ends), **Greg Robinson** (Defensive Coordinator), **Greg Saporta** (Administrative Asst./Strength and Conditioning), **Richard Smith** (Special Teams), **Rick Smith** (Defensive Asst.), **Bobby Turner** (Running Backs), **Rich Tulen** (Strength and Conditioning).

1996 LEADERS / RANKINGS

INDIVIDUAL	PLAYER	NO.	AFC RANK	NFL RANK	NFL LEADER	NO.
Points	Elam	109	8	14	Kasay (CAR)	145
Rushing Yards	Davis	1,538	1	2	Sanders (DET)	1,553
Passing Yards	Elway	3,328	5	7	Brunell (JAC)	4,367
Passer Rating	Elway	89.2	1	4	Young (SF)	97.2
Receiving Yards	Sharpe	1,062	9	15	Rice (STL)	1,338
Receptions	Sharpe	80	8t	16	Bruce (SF)	108
Interceptions	Braxton	9	1	1t	Braxton (DEN)/Lyle (STL)	9
Sacks	A. Williams	13	3t	5t	Greene (CAR)	14.5

OFFENSE	NO.	AFC RANK	NFL RANK	NFL LEADER	NO.
Points Per Game	24.4	2	4	Green Bay	28.5
Total Yards Per Game	361.9	1	1	Denver	361.9
Yards Per Play	5.3	3	4t	Baltimore	5.6
Rushing Yards Per Game	147.6	1	1	Denver	147.6
Net Passing Yards Per Game	214.3	7	13	Baltimore	248.6

DEFENSE	NO.	AFC RANK	NFL RANK	NFL LEADER	NO.
Points Per Game	17.2	3	7	Green Bay	13.1
Total Yards Per Game	279.4	2	4	Green Bay	259.8
Yards Per Play	4.7	3t	6t	Green Bay	4.2
Rushing Yards Per Game	83.2	1	1	Denver	83.2
Net Passing Yards Per Game	136.2	4	10	Green Bay	171.3

1996 KEY AWARDS

Pro Bowl (9): S Steve Atwater, S Tyrone Braxton, RB Terrell Davis, QB John Elway, DE Michael Dean Perry, LB Bill Romanowski, TE Shannon Sharpe, DE Alfred Williams, T Gary Zimmerman. **AP All-Pro (6):** S Steve Atwater (second team), RB Terrell Davis (first team), QB John Elway (second team), TE Shannon Sharpe (first team), DE Alfred Williams (first team), T Gary Zimmerman (first team). **AP NFL Offensive Player of the Year:** RB Terrell Davis. **Sports Illustrated NFL MVP:** RB Terrell Davis. **K.C. 101 Club AFC Coach of the Year:** Mike Shanahan.

1996 NFL STANDINGS

AFC EAST	W	L	T	Pct	PF	PA
yz-New England	11	5	0	.688	418	313
x-Buffalo	10	6	0	.625	319	266
x-Indianapolis	9	7	0	.563	317	334
Miami	8	8	0	.500	339	325
New York Jets	1	15	0	.063	279	454

AFC CENTRAL	W	L	T	Pct	PF	PA
yz-Pittsburgh	10	6	0	.625	344	257
x-Jacksonville	9	7	0	.563	325	335
Houston	8	8	0	.500	345	319
Cincinnati	8	8	0	.500	372	369
Baltimore	4	12	0	.250	371	441

AFC WEST	W	L	T	Pct	PF	PA
yz-Denver	13	3	0	.813	391	275
Kansas City	9	7	0	.563	297	300
San Diego	8	8	0	.500	310	376
Oakland	7	9	0	.438	340	293
Seattle	7	9	0	.438	317	376

NFC EAST	W	L	T	Pct	PF	PA
yz-Dallas	10	6	0	.625	286	250
x-Philadelphia	10	6	0	.625	363	341
Washington	9	7	0	.563	364	312
Arizona	7	9	0	.438	300	397
New York Giants	6	10	0	.375	242	297

NFC CENTRAL	W	L	T	Pct	PF	PA
yz-Green Bay	13	3	0	.813	456	210
x-Minnesota	9	7	0	.563	298	315
Chicago	7	9	0	.438	283	305
Tampa Bay	6	10	0	.375	221	293
Detroit	5	11	0	.313	302	368

NFC WEST	W	L	T	Pct	PF	PA
yz-Carolina	12	4	0	.750	367	218
x-San Francisco	12	4	0	.750	398	257
St. Louis	6	10	0	.375	303	409
Atlanta	3	13	0	.188	309	461
New Orleans	3	13	0	.188	229	339

x - Playoffs; y - Division Title; z - First-round Bye; * - Home-field Advantage

WILD CARD PLAYOFF GAMES

12/28 - Jacksonville 30, at Buffalo 27
 12/28 - at Dallas 40, Minnesota 15
 12/29 - at Pittsburgh 42, Indianapolis 14
 12/29 - at San Francisco 14, Philadelphia 0

DIVISIONAL PLAYOFF GAMES

1/4 - Jacksonville 30, at Denver 27
 1/4 - at Green Bay 35, San Francisco 14
 1/5 - at New England 28, Pittsburgh 3
 1/5 - at Carolina 26, Dallas 17

CONFERENCE CHAMPIONSHIPS

1/12 - at New England 20, Jacksonville 6
 1/12 - at Green Bay 30, Carolina 13

SUPER BOWL XXXI (NEW ORLEANS)

1/26 - Green Bay 35, New England 21

1995 FINAL STATISTICS (8-8)

Head Coach: Mike Shanahan AFC West: 4th Home Stadium: Mile High Stadium

Date	W-L	Score	Opponent	Attendance	RUSHING	No.	Yds.	Avg.	Long	TD
Sept 3	W	22-7	Buffalo	75,157	Davis	237	1117	4.7	60	7
Sept 10	L	21-31	at Dallas	64,578	Craver	73	333	4.6	23	5
Sept 17	W	38-31	Washington	71,930	Milburn	49	266	5.4	29	0
Sept 24	L	6-17	at San Diego	58,978	Elway	41	176	4.3	25	1
Oct 1	L	10-27	at Seattle	49,914	Bernstine	23	76	3.3	18	1
Oct 8	W	37-3	at New England	60,074	Pritchard	6	17	2.8	9	0
Oct 16	W	27-0	Oakland	75,491	Millen	3	8	2.7	7	0
Oct 22	L	7-21	Kansas City	71,044	Miller	1	5	5.0	5	0
Nov 5	W	38-6	Arizona	71,488	Rivers	2	2	1.0	1	0
Nov 12	L	13-31	at Philadelphia	60,842	McCaffrey	1	-1	-1.0	-1	0
Nov 19	W	30-27	San Diego	74,681	Musgrave	4	-4	-1.0	0	0
Nov 26	L	33-42	at Houston	36,113	BRONCOS	440	1995	4.5	60	14
Dec 3	W	31-23	Jacksonville	72,231	OPPONENTS	451	1895	4.2	74	19
Dec 10	L	27-31	Seattle	71,488						
Dec 17	L	17-20	at Kansas City	75,061						
Dec 24	W	31-28	at Oakland	50,074						

TEAM STATISTICS	Den	Opp
TOTAL FIRST DOWNS	344	322
Rushing	114	114
Passing	205	186
Penalty	25	22
3RD DOWN: MADE/ATT	89/207	92/212
3rd Down Pct.	43.0	43.4
4TH DOWN: MADE/ATT	8/18	10/21
4th Down Pct.	44.4	47.6
POSSESSION AVG.	30:09	29:51
TOTAL NET YARDS	6040	5193
Avg. Per Game	377.5	324.6
Total Plays	1060	1010
Avg. Per Play	5.7	5.1
NET YARDS RUSHING	1995	1895
Avg. Per Game	124.7	118.4
Total Rushes	440	451
NET YARDS PASSING	4045	3298
Avg. Per Game	252.8	206.1
Sacked/Yards Lost	26/215	30/220
Gross Yards	4260	3518
Att./Completions	594/350	529/297
Completion Pct.	58.9	56.1
Had Intercepted	14	8
PUNTS/AVERAGE	54/40.9	76/42.8
NET PUNTING AVG.	54/37.3	76/34.9
PENALTIES/YARDS	109/851	103/848
FUMBLES/BALL LOST	25/16	20/13
TOUCHDOWNS	42	44
Rushing	14	19
Passing	27	20
Returns	1	5

SCORE BY PERIODS	1	2	3	4	OT	Total
BRONCOS	96	137	64	91	0	388
OPPONENTS	72	103	68	102	0	345

SCORING	TD	Ru	Pa	Rt	PAT	FG	S	PTS
Elam	0	0	0	0	39/39	31/38	0	132
Miller	14	0	14	0	0/0	0/0	0	84
Davis	8	7	1	0	0/0	0/0	0	48
Craver	6	5	1	0	0/0	0/0	0	36
Sharpe	4	0	4	0	0/0	0/0	0	24
Pritchard	3	0	3	0	0/0	0/0	0	18
McCaffrey	2	0	2	0	0/0	0/0	0	14
Elway	1	1	0	0	0/0	0/0	0	14
Bernstine	1	1	0	0	0/0	0/0	0	6
Evans	1	0	1	0	0/0	0/0	0	6
Smith	1	0	1	0	0/0	0/0	0	6
Crockett	1	0	0	1	0/0	0/0	0	6
BRONCOS	42	14	27	1	39/39	31/38	0	388
OPPONENTS	44	19	20	5	42/42	13/19	0	345

2-PT. CONVERSIONS: Elway, McCaffrey, **BRONCOS 2-3, OPPONENTS 0-2**

SACKS: Perry 6.0, Fletcher 5.0, Hasselbach 4.0, Crockett 3.0, Cadrez 2.0, Dronett 2.0, Williams 2.0, Aldridge 1.5, Burns 1.5, Jones 1.0, Robinson 1.0, Alexander 0.5, Wilson 0.5.

BRONCOS 30.0, OPPONENTS 26.0	PASSING	Att.	Comp.	Yds.	Comp.%	Yd./Att.	TD	TD%	Int	Int%	LG	Sack/Lost	Rating
Elway	542	316	3970	58.3	7.32	26	4.8	14	2.6	62t	22/180	86.4	
Millen	40	26	197	65.0	4.93	1	2.5	0	0.0	18	4/32	85.1	
Musgrave	12	8	93	66.7	7.75	0	0.0	0	0.0	23	0/0	89.9	
BRONCOS	594	350	4260	58.9	7.17	27	4.5	14	2.4	62t	26/215	86.4	
OPPONENTS	529	297	3518	56.1	6.65	20	3.8	8	1.5	57	30/220	82.9	

RECEIVING	No.	Yds.	Avg.	Long	TD
Sharpe	63	756	12.0	49	4
Miller	59	1079	18.3	62t	14
Davis	49	367	7.5	31	1
Craver	43	369	8.6	32	1
McCaffrey	39	477	12.2	35	2
Pritchard	33	441	13.4	45t	3
Milburn	22	191	8.7	23	0
Johnson	12	170	14.2	23	0
Evans	12	124	10.3	22	1
Smith	6	152	25.3	43t	1
Bernstine	5	54	10.8	38	0
Carswell	3	37	12.3	5	0
Rivers	3	32	10.7	23	0
Chamberlain	1	11	11.0	11	0
BRONCOS	350	4260	12.2	62t	27
OPPONENTS	297	3518	11.8	57	20

INTERCEPTIONS	No.	Yds.	Avg.	Long	TD
Atwater	3	54	18.0	25	0
Braxton	2	36	18.0	36	0
Alexander	2	5	2.5	4	0
Hager	1	19	19.0	19	0
BRONCOS	8	114	14.3	36	0
OPPONENTS	14	103	7.4	29	0

PUNTING	No.	Yds.	Avg.	Net	TB	In20	Long	B
Rouen	52	2192	42.2	37.6	3	22	61	1
Elam	1	17	17.0	17.0	0	1	17	0
BRONCOS	54	2209	40.9	37.3	3	23	61	1
OPPONENTS	76	3253	42.8	34.9	12	18	62	0

PUNT RETURNS	No.	FC	Yds.	Avg.	Long	TD
Milburn	31	17	354	11.4	44	0
Crockett	0	0	4	—	4	0
Smith	0	1	0	—	—	0
BRONCOS	31	18	358	11.5	44	0
OPPONENTS	25	12	137	5.5	52	0

KICKOFF RETURNS	No.	Yds.	Avg.	Long	TD
Milburn	47	1269	27.0	86	0
Craver	7	50	7.1	13	0
Smith	4	54	13.5	17	0
Robinson	1	14	14.0	14	0
Burns	1	5	5.0	5	0
BRONCOS	60	1392	23.2	86	0
OPPONENTS	77	1671	21.7	94	2

FIELD GOALS	1-19	20-29	30-39	40-49	50+
Elam	0/0	7/9	14/15	5/7	5/7
OPPONENTS	0/0	4/4	4/7	4/5	1/3

ELAM: (22G, 52G, 20G, 38N, 38G, 37G) () (20G) (23G, 52G) (23N, 52N, 30G) (37G, 30G, 51G) (30G, 32G, 33G, 37G) () (53G) (44G, 48G) (20G, 35G, 46N, 32G) (56G, 48N, 35G) (38G) (29G, 46G, 66N) (49G) (45G, 28N, 27G, 37G)

OPPONENTS: () (45G) (30N, 31G) (45G) (48N, 45G, 20G) (51G) () (35N) (31G, 20G, 54N) (52N, 39G) (29G, 32G) () (47G) (36G) (37N) ()

1995 DEFENSIVE STATS

(based on coaches' film review)

	TT	UT	A	S-YDS	I-YDS	PD	FF	FR
1 Atwater	148	107	41	0-0	3-54	8	3	0
2 Aldridge	110	77	33	1.5-10.5	0-0	3	1	1
Braxton	110	74	36	0-0	2-36	10	0	0
4 Crockett	78	61	17	3-32	0-0	16	1	1
5 Wyman	73	54	19	0-0	0-0	1	1	0
6 Washington	62	46	16	0-0	0-0	9	1	1
7 J. Jones	49	26	23	1-8	0-0	0	0	2
8 Hager	48	35	13	0-0	1-19	5	0	0
9 Cadrez	44	22	22	2-3	0-0	0	2	0
10 Perry	42	38	4	6-52	0-0	8	2	0
11 Fletcher	40	34	6	5-42	0-0	1	2	0
12 Alexander	36	28	8	0.5-1	2-5	3	1	0
13 D. Jones	25	17	8	0-0	0-0	1	2	0
14 Hasselbach	24	15	9	4-23	0-0	2	0	4
15 Burns	22	14	8	1.5-9	0-0	0	1	0
16 Hilliard	20	16	4	0-0	0-0	4	1	0
17 Thomas	17	12	5	0-0	0-0	3	1	0
18 Hauck	16	10	6	0-0	0-0	1	0	0
19 R. Jones	10	8	2	0-0	0-0	3	0	0
20 Dronett	8	5	3	2-12	0-0	1	0	0
21 Williams	6	5	1	2-19	0-0	1	0	0
Robinson	6	3	3	1-4	0-0	0	0	1
23 Lodish	4	4	0	0-0	0-0	0	0	0
24 Garnett	3	3	0	0-0	0-0	0	0	0
25 Bradford	1	1	0	0-0	0-0	1	0	0
Wilson	1	1	0	0.5-4.5	0-0	0	0	0
TOTALS	1,003	716	287	30-220	7-114	81	19	10

1995 GAMES STARTED

OFFENSE

QB Elway, John	16
RB Bernstein, Rod	3
RB Craver, Aaron	12
RB Davis, Terrell	14
RB Milburn, Glyn	1
WR Johnson, Vance	1
WR McCaffrey, Ed	4
WR Miller, Anthony	14
WR Pritchard, Mike	13
WR Smith, Rod	1
TE Carswell, Dwayne	2
TE Evans, Jerry	2
TE Sharpe, Shannon	12
C Nalen, Tom	15
C Tamm, Ralph	1
T Thompson, Broderick	16
T Zimmerman, Gary	16
G Habib, Brian	16
G Schlereth, Mark	16

DEFENSE

DE Dronett, Shane	2
DE Hasselbach, Harold	10
DE Williams, Dan	6
DT Jones, James	16
DT Perry, Michael Dean	14
LB Aldridge, Allen	12
LB Alexander, Elijah	8
LB Cadrez, Glenn	7
LB Fletcher, Simon	16
LB Hager, Britt	5
LB Jones, Dante	5
LB Wyman, Dave	11
CB Crockett, Ray	16
CB Washington, Lionel	16
S Atwater, Steve	16
S Braxton, Tyrone	16

1995 COACHES

Mike Shanahan (Head Coach), **Frank Bush** (Linebackers), **Barney Chavous** (Asst. Offensive Line/Asst. Strength and Conditioning), **Rich Dennison** (Offensive Asst.), **Ed Donatelli** (Defensive Backs), **George Dyer** (Defensive Line), **Alex Gibbs** (Asst. Head Coach/Offensive Line), **Mike Heimerdinger** (Wide Receivers), **Gary Kubiak** (Offensive Coordinator/QBs), **Brian Pariani** (Tight Ends), **Al Reynolds** (Defensive Asst./Asst. Defensive Backs), **Greg Robinson** (Defensive Coordinator), **Greg Saporta** (Administrative Asst./Strength and Conditioning), **Richard Smith** (Special Teams), **Bobby Turner** (Running Backs), **Rich Tutten** (Strength and Conditioning).

1995 LEADERS / RANKINGS

INDIVIDUAL	PLAYER	NO.	AFC RANK	NFL RANK	NFL LEADER	NO.
Points	Elam	132	2	3t	Smith (DAL)	150
Rushing Yards	Davis	1,117	3	9	Smith (DAL)	1,773
Passing Yards	Elway	3,970	1	5t	Favre (GB)	4,413
Passer Rating	Elway	86.4	6	14	Harbaugh (IND)	100.7
Receiving Yards	Miller	1,079	5	16	Rice (SF)	1,848
Receptions	Sharpe	63	12t	29t	Moore (DET)	123
Interceptions	Atwater	3	16t	37t	Thomas (MIN)	9
Sacks	Perry	6	25t	48t	Paup (BUF)	17.5

OFFENSE	NO.	AFC RANK	NFL RANK	NFL LEADER	NO.
Points Per Game	24.3	3	9	San Francisco	28.6
Total Yards Per Game	377.5	1	3	Detroit	382.1
Yards Per Play	5.7	1	3t	Detroit	6.0
Rushing Yards Per Game	124.7	3	5	Kansas City	138.9
Net Passing Yards Per Game	252.8	2	7	San Francisco	288.0

DEFENSE	NO.	AFC RANK	NFL RANK	NFL LEADER	NO.
Points Per Game	21.6	9	17	Kansas City	15.1
Total Yards Per Game	324.6	9	15	San Francisco	274.9
Yards Per Play	5.1	9	14t	Kansas City	4.3
Rushing Yards Per Game	118.4	11	23	San Francisco	66.3
Net Passing Yards Per Game	206.1	5	9	New York Jets	171.3

1995 KEY AWARDS

Pro Bowl (6): S Steve Atwater, K Jason Elam, KR Glyn Milburn, WR Anthony Miller, TE Shannon Sharpe, T Gary Zimmerman. **AP All-Pro (4):** K Jason Elam (second team), KR Glyn Milburn (second team), TE Shannon Sharpe (second team), T Gary Zimmerman (second team). **Football Digest NFL Rookie of the Year:** RB Terrell Davis.

1995 NFL STANDINGS

AFC EAST

Team	W	L	T	Pct	PF	PA
y-Buffalo	10	6	0	.625	350	335
x-Indianapolis	9	7	0	.563	331	316
x-Miami	9	7	0	.563	398	332
New England	6	10	0	.375	294	377
New York Jets	3	13	0	.188	233	384

AFC CENTRAL

Team	W	L	T	Pct	PF	PA
yz-Pittsburgh	11	5	0	.688	407	327
Cincinnati	7	9	0	.438	349	374
Houston	7	9	0	.438	348	324
Cleveland	5	11	0	.313	289	356
Jacksonville	4	12	0	.250	275	404

AFC WEST

Team	W	L	T	Pct	PF	PA
*yz-Kansas City	13	3	0	.813	358	241
x-San Diego	9	7	0	.563	321	323
Seattle	8	8	0	.500	363	366
Denver	8	8	0	.500	388	345
Oakland	8	8	0	.500	348	332

NFC EAST

Team	W	L	T	Pct	PF	PA
*yz-Dallas	12	4	0	.750	435	291
x-Philadelphia	10	6	0	.625	318	338
Washington	6	10	0	.375	326	359
New York Giants	5	11	0	.313	290	340
Arizona	4	12	0	.250	275	422

NFC CENTRAL

Team	W	L	T	Pct	PF	PA
y-Green Bay	11	5	0	.688	404	314
x-Detroit	10	6	0	.625	436	336
Chicago	9	7	0	.563	392	360
Minnesota	8	8	0	.500	412	385
Tampa Bay	7	9	0	.438	238	335

NFC WEST

Team	W	L	T	Pct	PF	PA
yz-San Francisco	11	5	0	.688	457	258
x-Atlanta	9	7	0	.563	362	349
St. Louis	7	9	0	.438	309	411
Carolina	7	9	0	.438	289	325
New Orleans	7	9	0	.438	319	348

x - Playoffs; y - Division Title; z - First-round Bye; * - Home-field Advantage

WILD CARD PLAYOFF GAMES

12/30 - at Buffalo 37, Miami 28
 12/30 - at Philadelphia 58, Detroit 37
 12/31 - Indianapolis 35, at San Diego 20
 12/31 - at Green Bay 37, Atlanta 20

DIVISIONAL PLAYOFF GAMES

1/6 - at Pittsburgh 40, Buffalo 21
 1/6 - Green Bay 27, at San Francisco 17
 1/7 - Indianapolis 10, at Kansas City 7
 1/7 - at Dallas 30, Philadelphia 11

CONFERENCE CHAMPIONSHIPS

1/14 - at Pittsburgh 20, Indianapolis 16
 1/14 - at Dallas 38, Green Bay 27

SUPER BOWL XXX (TEMPE, ARIZ.)

1/28 - Dallas 27, Pittsburgh 17

1994 FINAL STATISTICS (7-9)

Head Coach: Wade Phillips AFC West: 4th Home Stadium: Mile High Stadium

Date	W-L	Score	Opponent	Attendance	RUSHING	No.	Yds.	Avg.	Long	TD
Sept 4	L	34-37	San Diego	74,032	L. Russell	190	620	3.3	22	9
Sept 11	L	22-25	at New York Jets (OT)	73,436	Elway	58	235	4.1	21	4
Sept 18	L	16-48	L.A. Raiders	75,764	Milburn	58	201	3.5	20	1
Sept 26	L	20-27	at Buffalo	75,373	Clark	56	168	3.0	12	3
Oct 9	W	16-9	at Seattle	63,872	Bernstine	17	91	5.4	24	0
Oct 17	L	28-31	Kansas City	75,151	Rivers	43	83	1.9	11	2
Oct 23	W	20-15	at San Diego	61,626	Millen	5	57	11.4	24	0
Oct 30	W	26-14	Cleveland	73,190	Campbell	2	6	3.0	6	0
Nov 6	L	21-27	at L.A. Rams	48,103	D. Russell	1	6	6.0	6	0
Nov 13	W	17-10	Seattle	71,290	Miller	1	3	3.0	3	0
Nov 20	W	32-28	Atlanta	70,594	BRONCOS	431	1470	3.4	24	19
Nov 27	W	15-13	Cincinnati	69,714	OPPONENTS	432	1752	4.1	36	12
Dec 4	W	20-17	at Kansas City (OT)	77,631	RECEIVING	No.	Yds.	Avg.	Long	TD
Dec 11	L	13-23	at L.A. Raiders	60,016	Sharpe	87	1010	11.6	44	4
Dec 17	L	19-42	San Francisco	64,884	Milburn	77	549	7.1	33	3
Dec 24	L	28-30	New Orleans	64,445	Miller	60	1107	18.5	76	5

TEAM STATISTICS	Den	Opp
TOTAL FIRST DOWNS	346	303
Rushing	101	103
Passing	202	182
Penalty	43	18
3RD DOWN: MADE/ATT	87/231	86/217
3rd Down Pct.	37.7	39.6
4TH DOWN: MADE/ATT	7/17	3/10
4th Down Pct.	41.2	30.0
POSSESSION AVG.	30:58	29:02
TOTAL NET YARDS	5487	5907
Avg. Per Game	342.9	369.2
Total Plays	1112	1023
Avg. Per Play	4.9	5.8
NET YARDS RUSHING	1470	1752
Avg. Per Game	91.9	109.5
Total Rushes	431	432
NET YARDS PASSING	4017	4155
Avg. Per Game	251.1	259.7
Sacked/Yards Lost	55/366	23/141
Gross Yards	4383	4296
Att./Completions	626/388	568/322
Completion Pct.	62.0	56.7
Had Intercepted	13	12
PUNTS/AVERAGE	76/42.9	76/43.5
NET PUNTING AVG.	76/37.1	76/35.8
PENALTIES/YARDS	101/865	134/1031
FUMBLES/BALL LOST	27/18	24/14
TOUCHDOWNS	37	43
Rushing	19	12
Passing	18	28
Returns	0	3

SCORE BY PERIODS	1	2	3	4	OT	Total
BRONCOS	53	96	102	93	3	347
OPPONENTS	64	148	77	104	3	396

SCORING	TD	Ru	Pa	Rt	PAT	FG	S	PTS
Elam	0	0	0	0	29/29	30/37	0	119
L. Russell	9	9	0	0	0/0	0/0	0	54
Miller	5	0	5	0	0/0	0/0	0	32
Sharpe	4	0	4	0	0/0	0/0	0	28
Elway	4	4	0	0	0/0	0/0	0	24
Milburn	4	1	3	0	0/0	0/0	0	24
Clark	3	3	0	0	0/0	0/0	0	18
Evans	2	0	2	0	0/0	0/0	0	12
Rivers	2	2	0	0	0/0	0/0	0	12
Campbell	1	0	1	0	0/0	0/0	0	6
Pritchard	1	0	1	0	0/0	0/0	0	6
D. Russell	1	0	1	0	0/0	0/0	0	6
Tillman	1	0	1	0	0/0	0/0	0	6
BRONCOS	37	19	18	0	29/29	30/37	0	347
OPPONENTS	43	12	28	3	35/35	31/37	0	396

2-PT. CONVERSIONS: Sharpe 2, Miller, **BRONCOS 3-8, OPPONENTS 5-8**

SACKS: Fletcher 7.0, Dronett 6.0, Washington 2.5, Hasselbach 2.0, Meeklenburg 1.5, Alexander 1.0, Bradford 1.0, Robinson 1.0, D. Smith 1.0, **BRONCOS 23.0, OPPONENTS 55.0**

RECEIVING	No.	Yds.	Avg.	Long	TD
Sharpe	87	1010	11.6	44	4
Milburn	77	549	7.1	33	3
Miller	60	1107	18.5	76	5
L. Russell	38	227	6.0	19	0
Tillman	28	455	16.3	63	1
D. Russell	25	342	13.7	43	1
Rivers	20	136	6.8	25	0
Pritchard	19	271	14.3	50t	1
Evans	13	127	9.8	20t	2
Bernstine	9	70	7.8	16	0
Clark	9	47	5.2	10	0
Kimbrough	2	20	10.0	12	0
Campbell	1	22	22.0	22t	1
BRONCOS	388	4383	11.3	76	18
OPPONENTS	322	4296	13.3	75t	28

INTERCEPTIONS	No.	Yds.	Avg.	Long	TD
Jones	2	9	4.5	9	0
Hilliard	2	8	4.0	8	0
Crockett	2	6	3.0	6	0
Atwater	1	24	24.0	24	0
Washington	1	5	5.0	5	0
Fletcher	1	4	4.0	4	0
Alexander	1	2	2.0	2	0
B. Smith	1	0	0.0	0	0
Williams	1	-3	-3.0	-3	0
BRONCOS	12	55	4.6	24	0
OPPONENTS	13	288	22.2	99t	3

PUNTING	No.	Yds.	Avg.	Net	TB	In20	Long	B
Rouen	76	3258	42.9	37.1	8	23	59	0
TEAM	76	3258	42.9	37.1	8	23	59	0
OPPONENTS	76	3303	43.5	35.8	10	21	62	0

PUNT RETURNS	No.	FC	Yds.	Avg.	Long	TD
Milburn	41	4	379	9.2	44	0
BRONCOS	41	4	379	9.2	44	0
OPPONENTS	39	13	275	7.1	29	0

KICKOFF RETURNS	No.	Yds.	Avg.	Long	TD
Milburn	37	793	21.4	40	0
By'not'e	24	545	22.7	41	0
D. Russell	5	105	21.0	34	0
Campbell	3	24	8.0	11	0
Clark	3	34	11.3	20	0
Carswell	1	0	0.0	0	0
Evans	1	6	6.0	6	0
Swann	1	16	16.0	16	0
BRONCOS	75	1523	20.3	41	0
OPPONENTS	70	1396	19.9	62	0

FIELD GOALS	1-19	20-29	30-39	40-49	50+
Elam	0/0	11/11	11/11	7/12	1/3
OPPONENTS	3/3	8/9	11/13	9/10	0/2

ELAM: (25G, 43G) (43G,21G,29G) (43G) (41N, 28G,43G) (26G,33G,37G,43N) () (49N,54G,25G) (27G,32G) (42G,57N,29G) (42G) (35G,50B) (34G,33G,45N,37G,44N) (34G,34G) (20G,21G) (28G,45G) (32G,30G)

OPPONENTS: (27G) (39G) (42G,33G) (36G, 28G) (37G, 36G, 42G) (27N,19G) (22G,39G,37G, 26G,44G) (43G,45G) (35G,18G) (56N,19G) () (43G,32G,51N) (22G,37B) (44G,29G,47G,30G, 28G) () (26G,44B,32B,37G,40G)

PASSING	Att.	Comp.	Yds.	Comp.%	Yd./Att.	TD	TD%	Int	Int%	LG	Sack/Lost	Rating
Elway	494	307	3490	62.1	7.06	16	3.2	10	2.0	63	46/303	85.7
Millen	131	81	893	61.8	6.82	2	1.5	3	2.3	76	9/63	77.6
Rivers	1	0	0	0.0	0.00	0	0.0	0	0.0	0	0/0	39.6
BRONCOS	626	388	4383	62.0	7.00	18	2.9	13	2.1	76	55/366	83.8
OPPONENTS	568	322	4296	56.7	7.56	28	4.9	12	2.1	75t	23/141	88.5

1994 DEFENSIVE STATS

(based on coaches' film review)

	TT	UT	A	S-YDS	I-YDS	PD	FF	FR
1 Alexander	172	105	67	1-10	1-2	7	0	1
2 Atwater	125	72	53	0-0	1-24	8	1	2
3 Mecklenburg	85	52	33	1.5-11	0-0	3	2	2
4 Washington	82	49	33	2.5-13	1-5	3	2	0
5 Fletcher	76	42	34	7-41	1-4	5	1	2
6 Crockett	76	48	22	0-0	2-6	20	0	2
7 B. Smith	68	54	14	0-0	1-0	14	0	0
8 Hasselbach	66	50	26	2-13	0-0	1	1	0
9 Dronett	63	39	24	6-35	0-0	5	1	0
10 R. Jones	55	37	18	0-0	2-9	5	0	1
11 Croel	52	29	23	0-0	0-0	1	1	0
12 Hilliard	51	46	5	0-0	2-8	14	2	0
13 D. Smith	42	25	17	1-9	0-0	5	0	1
14 D. Hall	34	18	16	0-0	0-0	1	0	0
15 Bradford	27	18	9	1-8	0-0	5	0	0
16 Fuller	22	17	5	0-0	0-0	3	0	0
Williams	22	11	11	0-0	1-3	2	0	0
18 Harvey	21	9	12	0-0	0-0	2	0	0
19 Burns	18	14	4	0-0	0-0	0	0	0
20 L. Robinson	14	8	6	1-1	0-0	1	0	0
21 Wyman	11	7	4	0-0	0-0	0	0	0
22 Aldridge	8	1	7	0-0	0-0	0	0	0
23 Ohodion	5	5	0	0-0	0-0	0	0	0
24 Sanders	3	1	2	0-0	0-0	0	0	0
25 By'not'e	1	1	0	0-0	0-0	0	0	0
Donahue	1	0	1	0-0	0-0	0	0	0
TOTAL	1,194	748	446	23-141	12-55	105	11	11

1994 GAMES STARTED

OFFENSE

QB Elway, John	14
QB Millen, Hugh	2
RB Bernstein, Rod	3
RB Clark, Derrick	4
RB Milburn, Glyn	6
RB Rivers, Reggie	1
RB Russell, Leonard	14
WR Campbell, Jeff	1
WR Miller, Anthony	14
WR Russell, Derek	12
WR Tillman, Cedric	3
TE Evans, Jerry	9
TE Sharpe, Shannon	13
C Widell, Dave	16
T Freeman, Russell	7
T Maggs, Don	1
T Scraftford, Kirk	7
T Zimmerman, Gary	16
G Habib, Brian	16
G Melander, Jon	15
G Nalen, Tom	1

DEFENSE

DE Dronett, Shane	15
DE Fletcher, Simon	16
DE Hasselbach, Harald	3
DE Williams, Dan	15
NT Washington, Ted	16
LB Aldridge, Allen	1
LB Alexander, Elijah	1
LB Burns, Keith	1
LB Croel, Mike	12
LB Fuller, Randy	1
LB Harvey, Richard	1
LB Mecklenburg, Karl	15
CB Bradford, Ronnie	1
CB Crockett, Ray	14
CB Hilliard, Randy	14
CB Smith, Ben	4
S Atwater, Steve	14
S Hall, Darryl	1
S Jones, Rondell	2
S Smith, Dennis	12

1994 COACHES

Wade Phillips (Head Coach), **Vernon Banks** (Strength & Conditioning), **Barney Chavous** (Defensive Line Asst./Strength & Conditioning Asst.), **Jim Fassel** (Asst. Head Coach/Offensive Coordinator), **Mo Forte** (Wide Receivers), **Leon Fuller** (Defensive Backs), **Bishop Harris** (Running Backs), **John Lepra** (Offensive Line), **Rex Norris** (Defensive Line), **Al Reynolds** (Asst. Defensive Backs/Quality Control), **Harold Richardson** (Special Asst. to the Head Coach/Offense), **Richard Smith** (Special Teams/Linebackers), **Les Steckel** (Tight Ends), **Charlie Waters** (Defensive Coordinator), **John Paul Young** (Linebackers).

1994 LEADERS / RANKINGS

INDIVIDUAL	PLAYER	NO.	AFC RANK	NFL RANK	NFL LEADER	NO.
Points	Elway	119	2	3	Carney (SD)	135
Rushing Yards	Russell	620	15	27	Sanders (DET)	1,863
Passing Yards	Elway	3,490	3	8	Bledsoe (NE)	4,555
Passer Rating	Elway	85.7	2	4	Young (SF)	112.8
Receiving Yards	Miller	1,107	6	15	Rice (SF)	1,499
Receptions	Sharpe	87	4	8	Carter (MIN)	122
Interceptions	Jones/Hilliard/Crockett	2	32	69†	Williams (ARI)	9
Sacks	Fletcher	7	16†	31†	Greene (PIT)	14

OFFENSE	NO.	AFC RANK	NFL RANK	NFL LEADER	NO.
Points Per Game	21.7	4	10	San Francisco	31.6
Total Yards Per Game	342.9	4	6	Miami	379.9
Yards Per Play	4.9	5†	14†	San Francisco	5.8
Rushing Yards Per Game	91.9	13	23	Pittsburgh	136.3
Net Passing Yards Per Game	273.9	3	4	New England	286.4

DEFENSE	NO.	AFC RANK	NFL RANK	NFL LEADER	NO.
Points Per Game	24.8	13	26	Cleveland	12.8
Total Yards Per Game	369.2	14	28	Dallas	269.6
Yards Per Play	5.8	14	28	Dallas	4.3
Rushing Yards Per Game	109.5	8	16	Minnesota	68.1
Net Passing Yards Per Game	259.7	14	28	Dallas	172.0

1994 KEY AWARDS

Pro Bowl (4): S Steve Atwater, QB John Elway, TE Shannon Sharpe, T Gary Zimmerman.

1994 NFL STANDINGS

AFC EAST

Team	W	L	T	Pct	PF	PA
y-Miami	10	6	0	.625	389	327
x-New England	10	6	0	.625	351	312
Indianapolis	8	8	0	.500	307	320
Buffalo	7	9	0	.438	340	356
New York Jets	6	10	0	.375	264	320

AFC CENTRAL

Team	W	L	T	Pct	PF	PA
*yz-Pittsburgh	12	4	0	.750	316	234
x-Cleveland	11	5	0	.688	340	204
Cincinnati	3	13	0	.188	276	406
Houston	2	14	0	.125	226	352

AFC WEST

Team	W	L	T	Pct	PF	PA
yz-San Diego	11	5	0	.688	381	306
x-Kansas City	9	7	0	.563	319	298
L.A. Raiders	9	7	0	.563	303	327
Denver	7	9	0	.438	347	396
Seattle	6	10	0	.375	287	323

NFC EAST

Team	W	L	T	Pct	PF	PA
yz-Dallas	12	4	0	.750	414	248
New York Giants	9	7	0	.563	279	305
Arizona	8	8	0	.500	235	267
Philadelphia	7	9	0	.438	308	308
Washington	3	13	0	.188	320	412

NFC CENTRAL

Team	W	L	T	Pct	PF	PA
y-Minnesota	10	6	0	.625	356	314
x-Green Bay	9	7	0	.563	382	287
x-Detroit	9	7	0	.563	357	342
x-Chicago	9	7	0	.563	271	307
Tampa Bay	6	10	0	.375	251	351

NFC WEST

Team	W	L	T	Pct	PF	PA
*yz-San Francisco	13	3	0	.813	505	296
New Orleans	7	9	0	.438	348	407
Atlanta	7	9	0	.438	317	385
L.A. Rams	4	12	0	.250	286	365

x - Playoffs; y - Division Title; z - First-round Bye; * - Home-field Advantage

WILD CARD PLAYOFF GAMES

12/31 - at Miami 27, Kansas City 17
 12/31 - at Green Bay 16, Detroit 12
 1/1 - at Cleveland 20, New England 13
 1/1 - Chicago 35, at Minnesota 18

DIVISIONAL PLAYOFF GAMES

1/7 - at Pittsburgh 29, Cleveland 9
 1/7 - at San Francisco 44, Chicago 15
 1/8 - at San Diego 22, Miami 21
 1/8 - at Dallas 35, Green Bay 9

CONFERENCE CHAMPIONSHIPS

1/15 - San Diego 17, at Pittsburgh 13
 1/15 - at San Francisco 38, Dallas 28

SUPER BOWL XXIX (MIAMI)

1/29 - San Francisco 49, San Diego 26

1993 FINAL STATISTICS (9-7)

Head Coach: Wade Phillips **AFC West:** 3rd **Home Stadium:** Mile High Stadium

Date	W-L	Score	Opponent	Attendance	RUSHING	No.	Yds.	Avg.	Long	TD
Sept 5	W	26-20	at New York Jets	68,130	Bernstine	223	416	3.7	24	4
Sept 12	W	34-17	San Diego	75,074	Delpino	131	445	3.4	18	8
Sept 20	L	7-15	at Kansas City	78,453	Milburn	52	231	4.4	26	0
Oct 3	W	35-13	Indianapolis	74,953	Elway	44	153	3.5	18	0
Oct 10	L	27-30	at Green Bay	58,943	Rivers	15	50	3.3	14	1
Oct 18	L	20-23	L.A. Raiders	75,712	Rouen	1	0	0.0	0	0
Oct 31	W	28-17	Seattle	73,644	Maddox	2	-2	-1.0	-1	0
Nov 7	W	29-14	at Cleveland	77,818	BRONCOS	468	1693	3.6	26	13
Nov 14	L	23-26	Minnesota	67,329	OPPONENTS	397	1418	3.6	28	6
Nov 21	W	37-13	Pittsburgh	74,840						
Nov 28	W	17-9	at Seattle	57,812	RECEIVING	No.	Yds.	Avg.	Long	TD
Dec 5	L	10-13	at San Diego	60,233	Sharpe	81	995	12.3	63	9
Dec 12	W	27-21	Kansas City	75,822	Russell	44	719	16.3	43	3
Dec 18	W	13-3	at Chicago	53,056	Bernstine	44	372	8.5	41	0
Dec 26	L	10-17	Tampa Bay	73,434	Milburn	38	300	7.9	50	3
Jan 2	L	30-33	at L.A. Raiders (OT)	66,904	V. Johnson	36	517	14.4	56	5
					Marshall	28	360	12.9	40	2
					Delpino	26	195	7.5	25	0
					R. Johnson	20	243	12.2	38	1
					Tillman	17	193	11.4	30	2
					Kimbrough	8	79	9.9	16	0
					Rivers	6	59	9.8	17	1
					K. Taylor	1	28	28.0	28	0
					Wyman	1	1	1.0	11	1
					BRONCOS	350	4061	11.6	63	27
					OPPONENTS	314	3969	12.6	74	21

TEAM STATISTICS	Den	Opp
TOTAL FIRST DOWNS	327	280
Rushing	105	86
Passing	187	181
Penalty	35	13
3RD DOWN: MADE/ATT	98/225	71/215
3rd Down Pct.	43.6	33.0
4TH DOWN: MADE/ATT	2/11	8/17
4th Down Pct.	18.2	47.1
POSSESSION AVG.	31:23	28:37
TOTAL NET YARDS	5461	5149
Avg. Per Game	341.3	321.8
Total Plays	1060	1005
Avg. Per Play	5.2	5.1
NET YARDS RUSHING	1693	1418
Avg. Per Game	105.8	88.6
Total Rushes	468	397
NET YARDS PASSING	3768	3731
Avg. Per Game	235.5	233.2
Sacked/Yards Lost	39/293	46/238
Gross Yards	4061	3969
Att./Completions	553/350	562/314
Completion Pct.	63.3	55.9
Had Intercepted	10	18
PUNTS/AVERAGE	68/44.4	81/43.7
NET PUNTING AVG.	68/37.1	81/36.0
PENALTIES/YARDS	112/822	128/1019
FUMBLES/BALL LOST	29/18	27/13
TOUCHDOWNS	42	27
Rushing	13	6
Passing	27	21
Returns	2	0

SCORE BY PERIODS	1	2	3	4	OT	Total
BRONCOS	66	147	91	69	0	373
OPPONENTS	53	82	62	84	3	284

SCORING	TD	Ru	Pa	Rt	PAT	FG	S	PTS
Elam	0	0	0	0	41/42	26/35	0	119
Sharpe	9	0	0	0	0/0	0/0	0	54
Delpino	8	8	0	0	0/0	0/0	0	48
V. Johnson	5	0	5	0	0/0	0/0	0	30
Bernstine	4	4	0	0	0/0	0/0	0	24
Russell	4	0	3	1	0/0	0/0	0	24
Milburn	3	0	3	0	0/0	0/0	0	18
Rivers	2	1	1	0	0/0	0/0	1	14
Marshall	2	0	2	0	0/0	0/0	0	12
Tillman	2	0	2	0	0/0	0/0	0	12
Croel	1	0	0	1	0/0	0/0	0	6
R. Johnson	1	0	1	0	0/0	0/0	0	6
Wyman	1	0	1	0	0/0	0/0	0	6
BRONCOS	42	13	27	2	41/42	26/35	1	373
OPPONENTS	27	6	21	2	27/27	31/36	1	284

SACKS: Fletcher 13.5, Mecklenburg 9.0, Dronett 7.0, Croel 5.0, J. Robinson 3.5, Kragen 3.0, Wyman 2.0, Atwater 1.0, Oshodin 1.0, Williams 1.0. **BRONCOS 46.0, OPPONENTS 39.0**

PASSING	Att.	Comp.	Yds.	Comp.%	Yd./Att.	TD	TD%	Int	Int%	LG	Sack/Lost	Rating
Elway	551	348	4030	63.2	7.31	25	4.5	10	1.8	63	39/293	92.8
Maddox	1	1	1	100.0	1.00	1	100.0	0	0.0	1t	0/0	118.8
Marshall	1	1	30	100.0	30.00	1	100.0	0	0.0	30t	0/0	158.3
BRONCOS	553	350	4061	63.3	7.34	27	4.9	10	1.8	63	39/293	94.2
OPPONENTS	562	314	3969	55.9	7.06	21	3.7	18	3.2	74t	46/238	77.2

INTERCEPTIONS	No.	Yds.	Avg.	Long	TD
Smith	3	57	19.0	36	0
Braxton	3	37	12.3	25	0
Atwater	2	81	40.5	68	0
Dronett	2	13	6.5	7	0
Lang	2	4	2.0	4	0
Croel	1	22	22.0	22t	1
F. Robinson	1	13	13.0	13	0
Wyman	1	9	9.0	9	0
Bradford	1	0	0.0	0	0
Dimry	1	0	0.0	0	0
Hall	1	0	0.0	0	0
BRONCOS	18	236	13.1	68	1
OPPONENTS	10	79	7.9	19	0

PUNTING	No.	Yds.	Avg.	Net	TB	In20	Long	B
Rouen	67	3017	45.0	37.1	8	17	62	1
TEAM	68	3017	44.4	37.1	8	17	62	1
OPPONENTS	81	3541	43.7	36.0	10	22	61	2

PUNT RETURNS	No.	FC	Yds.	Avg.	Long	TD
Milburn	40	11	425	10.6	54	0
Bradford	1	0	0	0.0	0	0
BRONCOS	41	11	425	10.4	54	0
OPPONENTS	33	8	337	10.2	37	0

KICKOFF RETURNS	No.	Yds.	Avg.	Long	TD
Elam	18	374	20.8	49	0
Milburn	12	188	15.7	26	0
Delpino	7	146	20.9	49	0
Meeks	1	9	9.0	9	0
Sharpe	1	0	0.0	0	0
BRONCOS	39	717	18.4	49	0
OPPONENTS	63	1119	17.6	68	0

FIELD GOALS	1-19	20-29	30-39	40-49	50+
Elam	0/0	11/12	7/7	4/10	4/6
OPPONENTS	1/1	8/8	10/10	8/12	4/5

ELAM: (28G,30G,30G,41G) (20G,54G) () (53N) (47G,37G) (40G,42N,37G) (47N) (22G,38G) (26B,53G) (48G,27G,28G) (25G,40N) (30G,42N) (36G,53G) (29G,24G,41N) (51N,24G) (52G,24G,27G,40N)

OPPONENTS: (22G,43G) (30G) (34G,41,52G,44G,20G) (28G,28G) (28G,32G,21G) (32G,49G,53G) (53G) (49N) (25G,19G,35G,43G) (37G,38G) () (56N,47N,27G,34G) (44N) (31G) (48G,41N) (43G,50G,39G,47G)

1993 DEFENSIVE STATS

(based on coaches' film review)

	TT	UT	A	S-YDS	I-YDS	PD	FF	FR
1 Atwater	141	80	61	1-1	2-81	12	2	0
2 Wyman	133	91	42	2-9	1-0	4	0	1
3 Braxton	111	79	32	0-0	3-37	19	2	2
4 Croel	110	79	31	5-30	1-22	6	1	2
5 Mecklenburg	99	82	17	9-60	0-0	4	1	2
Fletcher	99	62	37	13.5-75.5	0-0	3	3	1
7 D. Smith	96	54	32	0-0	3-57	15	1	0
8 Hall	70	34	36	0-0	1-0	5	0	0
9 Kragen	65	43	22	3-10	0-0	3	0	1
10 Lang	64	42	22	0-0	2-4	12	0	0
11 Dimry	51	30	21	0-0	1-0	11	0	0
12 Dronett	49	32	17	7-24	2-13	5	1	0
13 F. Robinson	40	26	14	0-0	1-13	8	0	0
14 D. Williams	37	18	19	1-6	0-0	2	0	1
15 Oshodin	36	21	15	1-5	0-0	2	1	0
16 Bradford	13	10	3	0-0	1-0	6	0	0
J. Robinson	13	7	6	3.5-17.5	0-0	1	1	0
18 Alexander	10	8	2	0-0	0-0	0	0	0
19 R. Jones	6	4	2	0-0	0-0	2	0	0
Drozdzov	6	3	3	0-0	0-0	0	0	0
21 Taylor	3	3	0	0-0	0-0	1	0	0
TOTAL	1,252	808	444	46-238	18-227	121	13	10

1993 GAMES STARTED

OFFENSE	DEFENSE	
QB Elway, John	16 DE Dronett, Shane	16
RB Bernstein, Rod	14 DE Oshodin, Willie	5
RB Delpino, Robert	5 DE Williams, Dan	11
RB Milburn, Glyn	1 NT Drozdov, Darren	2
RB Rivers, Reggie	2 NT Kragen, Greg	14
WR Johnson, Vance	8 LB Croel, Mike	16
WR Marshall, Arthur	9 LB Fletcher, Simon	16
WR Russell, Derek	12 LB Mecklenburg, Karl	16
WR Tillman, Cedric	3 LB Wyman, Dave	16
TE Evans, Jerry	2 CB Bradford, Ronnie	3
TE Johnson, Reggie	12 CB Braxton, Tyrone	16
TE Sharpe, Shannon	12 CB Dimry, Charles	11
C Kartz, Keith	11 CB Robinson, Frank	2
T Freeman, Russell	14 S Atwater, Steve	16
T Maggs, Don	2 S Hall, Darryl	2
T Zimmerman, Gary	16 S Smith, Dennis	14
G Habib, Brian		16
G Melander, Jon		6
G/C Widell, Dave		15

1993 COACHES

Wade Phillips (Head Coach), **Vernon Banks** (Strength & Conditioning), **Barney Chavous** (Defensive Line Asst./Strength & Conditioning Asst.), **Jim Fassel** (Asst. Head Coach/Offensive Coordinator), **Mo Forte** (Wide Receivers), **Bishop Harris** (Running Backs), **John Levr** (Offensive Line), **Al Reynolds** (Asst. Defensive Backs/Quality Control), **Harold Richardson** (Special Asst. to the Head Coach/Offense), **Richard Smith** (Special Teams/Linebackers), **Ernie Stautner** (Defensive Line), **Les Steckel** (Tight Ends), **Charlie Waters** (Defensive Coordinator/Defensive Backs), **John Paul Young** (Linebackers).

1993 LEADERS / RANKINGS

INDIVIDUAL	PLAYER	NO.	AFC RANK	NFL RANK	NFL LEADER	NO.
Points	Elam	119	4	7	Jaeger (LAR)	132
Rushing Yards	Bernstine	816	6	14	Smith (DAL)	1,486
Passing Yards	Elway	4,030	1	1	Elway (DEN)	4,030
Passer Rating	Elway	92.8	1	3	Young (SF)	101.5
Receiving Yards	Sharpe	995	5	10	Rice (SF)	1,503
Receptions	Sharpe	81	3	8	Sharpe (GB)	112
Interceptions	Braxton/Smith	3	7t	7t	Odomes (BUF)	9
Sacks	Fletcher	13.5	3	3	Smith (KC)	15

OFFENSE	NO.	AFC RANK	NFL RANK	NFL LEADER	NO.
Points Per Game	23.3	1	3	San Francisco	29.6
Total Yards Per Game	341.3	3	5	San Francisco	402.2
Yards Per Play	5.2	3	5t	San Francisco	6.3
Rushing Yards Per Game	105.8	9	18	New York Giants	138.1
Net Passing Yards Per Game	235.5	3	4	San Francisco	268.9

DEFENSE	NO.	AFC RANK	NFL RANK	NFL LEADER	NO.
Points Per Game	17.8	5	10	New York Giants	12.8
Total Yards Per Game	321.8	10	19	Minnesota	275.4
Yards Per Play	5.1	12t	20t	Green Bay	4.5
Rushing Yards Per Game	88.6	4	4	Houston	79.6
Net Passing Yards Per Game	233.2	13	27	New Orleans	162.9

1993 KEY AWARDS

Pro Bowl (5): S Steve Atwater, QB John Elway, LB Karl Mecklenburg, TE Shannon Sharpe, S Dennis Smith. **AP All-Pro (3):** QB John Elway (second team), TE Shannon Sharpe (first team), T Gary Zimmerman (second team). **NFLPA AFC MVP:** QB John Elway.

1993 NFL STANDINGS

AFC EAST

Team	W	L	T	Pct	PF	PA
*yz-Buffalo	12	4	0	.750	329	242
Miami	9	7	0	.563	349	351
New York Jets	8	8	0	.500	270	247
New England	5	11	0	.313	238	286
Indianapolis	4	12	0	.250	189	378

AFC CENTRAL

Team	W	L	T	Pct	PF	PA
yz-Houston	12	4	0	.750	368	238
x-Pittsburgh	9	7	0	.563	308	281
Cleveland	7	9	0	.438	304	307
Cincinnati	3	13	0	.188	187	319

AFC WEST

Team	W	L	T	Pct	PF	PA
y-Kansas City	11	5	0	.688	328	291
x-L.A. Raiders	10	6	0	.625	306	326
x-Denver	9	7	0	.563	373	284
San Diego	8	8	0	.500	322	290
Seattle	6	10	0	.375	280	314

NFC EAST

Team	W	L	T	Pct	PF	PA
*yz-Dallas	12	4	0	.750	376	229
x-New York Giants	11	5	0	.688	288	205
Philadelphia	8	8	0	.500	293	315
Phoenix	7	9	0	.438	326	269
Washington	4	12	0	.250	230	345

NFC CENTRAL

Team	W	L	T	Pct	PF	PA
y-Detroit	10	6	0	.625	298	292
x-Minnesota	9	7	0	.563	277	290
x-Green Bay	9	7	0	.563	340	282
Chicago	7	9	0	.438	234	230
Tampa Bay	5	11	0	.313	237	376

NFC WEST

Team	W	L	T	Pct	PF	PA
yz-San Francisco	10	6	0	.625	473	295
New Orleans	8	8	0	.500	317	343
Atlanta	6	10	0	.375	316	385
L.A. Rams	5	11	0	.313	221	367

x - Playoffs; y - Division Title; z - First-round Bye; * - Home-field Advantage

WILD CARD PLAYOFF GAMES

- 1/8 - at Kansas City 27, Pittsburgh 24 (OT)
- 1/8 - Green Bay 28, at Detroit 24
- 1/9 - at Los Angeles Raiders 42, Denver 24
- 1/9 - at New York Giants 17, Minnesota 10

DIVISIONAL PLAYOFF GAMES

- 1/15 - at Buffalo 29, Los Angeles Raiders 23
- 1/15 - at San Francisco 44, New York Giants 3
- 1/16 - Kansas City 28, at Houston 20
- 1/16 - at Dallas 27, Green Bay 17

CONFERENCE CHAMPIONSHIPS

- 1/23 - at Buffalo 30, Kansas City 13
- 1/23 - at Dallas 38, San Francisco 21

SUPER BOWL XXVIII (ATLANTA)

- 1/30 - Dallas 30, Buffalo 13

1991 FINAL STATISTICS (12-4)

Head Coach: Dan Reeves AFC West: 1st Home Stadium: Mile High Stadium

Date	W-L	Score	Opponent	Attendance	RUSHING	No.	Yds.	Avg.	Long	TD
Sept 1	W	45-14	Cincinnati	72,855	Green	261	1037	4.0	63t	4
Sept 8	L	13-16	at L.A. Raiders	48,569	Lewis	99	376	3.8	27	4
Sept 15	W	16-10	Seattle	74,152	Elway	55	255	4.6	17t	6
Sept 22	W	27-19	San Diego	73,258	Sewell	50	211	4.2	26	2
Sept 29	W	13-6	at Minnesota	55,031	Perryman	21	45	2.1	6	0
Oct 6	L	14-42	at Houston	59,145	Humphrey	11	33	3.0	7	0
Oct 20	W	19-16	Kansas City	75,866	Jackson	2	18	9.0	21	0
Oct 27	W	9-6	at New England	43,994	Sharpe	1	15	15.0	15	0
Nov 3	W	20-13	Pittsburgh	70,973	Kubiak	3	11	3.7	12	0
Nov 10	L	16-17	L.A. Raiders	75,896	Horan	2	9	4.5	9	0
Nov 17	W	24-20	at Kansas City	74,661	Rivers	2	5	2.5	3	0
Nov 24	L	10-13	at Seattle	60,430	BRONCOS	505	2015	4.0	63t	16
Dec 1	W	20-3	New England	67,116	OPPONENTS	411	1794	4.4	49	8
Dec 8	W	17-7	at Cleveland	73,539	RECEIVING	No.	Yds.	Avg.	Long	TD
Dec 15	W	24-19	Phoenix	74,098	Young	44	629	14.3	52t	2
Dec 22	W	17-14	at San Diego	51,449	Sewell	38	436	11.5	60	2

TEAM STATISTICS		Den	Opp
TOTAL FIRST DOWNS			
Rushing		284	242
Passing		117	81
Penalty		150	147
3RD DOWN: MADE/ATT		92/223	64/206
3rd Down Pct.		41.3	31.1
4TH DOWN: MADE/ATT		8/14	7/12
4th Down Pct.		57.1	41.2
POSSESSION AVG.			
TOTAL NET YARDS		31:36	28:24
Avg. Per Game		5012	4549
Total Plays		313.3	284.3
Avg. Per Play		1012	939
NET YARDS RUSHING			
Avg. Per Game		2015	1794
Total Rushes		125.9	112.1
NET YARDS PASSING		505	411
Avg. Per Game		2997	2755
Sacked/Yards Lost		187.3	172.2
Gross Yards		46/313	52/346
Att./Completions		3310	3101
Completion Pct.		459/246	476/246
Had Intercepted		53.6	51.7
PUNTS/AVERAGE		12	23
NET PUNTING AVG.		74/41.2	79/44.5
PENALTIES/YARDS		36.4	39.1
FUMBLES/BALL LOST		94/715	105/848
TOUCHDOWNS		31/13	26/10
Rushing		32	22
Passing		16	8
Returns		13	12

SCORE BY PERIODS		1	2	3	4	OT	Total
BRONCOS							
		42	111	71	80	0	304
OPPONENTS							
		43	77	49	66	0	235

SCORING	TD	Ru	Pa	Rt	PAT	FG	S	PTS
Treadwell	0	0	0	0	31/32	27/36	0	112
Elway	6	6	0	0	0/0	0/0	0	36
Green	4	4	0	0	0/0	0/0	0	24
Lewis	4	4	0	0	0/0	0/0	0	24
Sewell	4	4	2	2	0/0	0/0	0	24
V. Johnson	3	0	3	0	0/0	0/0	0	18
Nattiel	2	0	2	0	0/0	0/0	0	12
Young	2	0	2	0	0/0	0/0	0	12
Braxton	1	0	0	1	0/0	0/0	0	6
Dimry	1	0	0	1	0/0	0/0	0	6
Jackson	1	0	1	0	0/0	0/0	0	6
R. Johnson	1	0	1	0	0/0	0/0	0	6
Powers	1	0	0	1	0/0	0/0	0	6
Russell	1	0	1	0	0/0	0/0	0	6
Sharpe	1	0	1	0	0/0	0/0	0	6
BRONCOS	32	16	13	3	31/32	27/36	0	304
OPPONENTS	22	8	12	2	22/22	27/33	0	235

SACKS: Fletcher 13.5, Croel 10.0, Mecklenburg 9.0, Holmes 5.0, Kragen 3.5, Mills 3.0, Walker 3.0, Powers 2.0, Atwater 1.0, Braxton 1.0, Sochia 1.0, **BRONCOS 52.0, OPPONENTS 46.0**

RUSHING		No.	Yds.	Avg.	Long	TD
Green		261	1037	4.0	63t	4
Lewis		99	376	3.8	27	4
Elway		55	255	4.6	17t	6
Sewell		50	211	4.2	26	2
Perryman		21	45	2.1	6	0
Humphrey		11	33	3.0	7	0
Jackson		2	18	9.0	21	0
Sharpe		1	15	15.0	15	0
Kubiak		3	11	3.7	12	0
Horan		2	9	4.5	9	0
Rivers		2	5	2.5	3	0
BRONCOS		505	2015	4.0	63t	16
OPPONENTS		411	1794	4.4	49	8

RECEIVING		No.	Yds.	Avg.	Long	TD
Young		44	629	14.3	52t	2
Sewell		38	436	11.5	60	2
Jackson		33	603	18.3	71	1
Sharpe		22	322	14.6	37	1
Russell		21	317	15.1	40	1
V. Johnson		21	208	9.9	22	3
Perryman		17	171	10.1	24	0
Nattiel		16	288	18.0	70t	2
Green		13	78	6.0	13	0
Kay		11	139	12.6	32	0
R. Johnson		6	73	12.2	31	1
Lewis		2	9	4.5	7	0
Elway		1	24	24.0	24	0
B. Johnson		1	13	13.0	13	0
BRONCOS		246	3310	13.5	71	13
OPPONENTS		246	3101	12.6	63	12

INTERCEPTIONS		No.	Yds.	Avg.	Long	TD
Atwater		5	104	20.8	49	0
D. Smith		5	60	12.0	39	0
Braxton		4	55	13.8	52t	1
Dimry		3	35	11.7	26t	1
Henderson		2	53	26.5	53	0
Brooks		2	7	3.5	9	0
Robbins		1	35	35.0	35	0
Lang		1	30	30.0	30	0
BRONCOS		23	379	16.5	53	2
OPPONENTS		12	101	8.4	43	0

PUNTING		No.	Yds.	Avg.	Net	TB	In20	Long	B
Horan		72	3012	41.8	36.7	8	24	71	1
Elway		1	34	34.0	14.0	1	0	34	0
BRONCOS		74	3046	41.2	36.4	9	24	71	1
OPPONENTS		79	3513	44.5	39.1	7	17	63	0

PUNT RETURNS		No.	FC	Yds.	Avg.	Long	TD
V. Johnson		24	14	174	7.3	20	0
Nattiel		10	2	43	4.3	17	0
Clark		7	1	67	9.6	18	0
BRONCOS		41	17	284	6.9	20	0
OPPONENTS		28	14	270	6.1	23	0

KICKOFF RETURNS		No.	Yds.	Avg.	Long	TD
Montgomery		26	488	18.8	55	0
Russell		7	120	17.1	30	0
Clark		2	45	22.5	29	0
Lewis		1	20	20.0	20	0
Sewell		1	14	14.0	14	0
BRONCOS		37	687	18.6	55	0
OPPONENTS		62	1096	17.7	38	0

FIELD GOALS		1-19	20-29	30-39	40-49	50+
Treadwell		5/5	10/10	9/12	3/9	0/0
OPPONENTS		2/2	11/13	7/10	7/7	0/1

TREADWELL: (30N,42N,19G) (22G,47G) (17G, 25G,35G) (34G,23G) (37G,42G) (31 N) (39G, 30G, 25G,27G) (35G), 18G,47N,34G) (28G,21G, 45N) (19G,48N) (37G,35N) (47N,23G) (20G, 24G) (37G) (18G) (42G,45N)

OPPONENTS: (29G,23G,34G,32N) (28G) (41G, 43G,43G, 36G) (49G,25G) (32N) (32G,48G,25G) (20G,17G,25N) (26G,39G,24N) (20G,37N) (19G, 27G)(36G,42G) (23G) (52N,33G,45G,28G,38G)

PASSING	Att.	Comp.	Yds.	Comp.%	Yd./Att.	TD	TD%	Int	Int%	LG	Sack/Lost	Rating
Elway	451	242	3253	53.7	7.21	13	2.9	12	2.7	71	45/305	75.4
Kubiak	5	3	33	60.0	6.60	0	0.0	0	0.0	14	1/8	79.6
Sewell	3	1	24	33.3	8.00	0	0.0	0	0.0	24	0/0	63.2
BRONCOS	459	246	3310	53.6	7.21	13	2.8	12	2.6	71	46/313	75.3
OPPONENTS	476	246	3101	51.7	6.51	12	2.5	23	4.8	63	52/346	60.6

1991 DEFENSIVE STATS

(based on coaches' film review)

	TT	UT	A	S-YDS	I-YDS	PD	FF	FR
1 Brooks	153	96	57	0-0	2-7	6	0	0
2 Atwater	150	83	67	1-5	5-104	11	1	1
3 Mecklenburg	130	73	57	9-68	0-0	3	1	0
4 D. Smith	110	67	43	0-0	5-60	12	1	1
5 Kragen	92	61	31	3.5-16	0-0	2	0	0
Braxton	92	57	35	1-8	4-55	12	1	1
7 Fletcher	89	46	43	13.5-92	0-0	3	2	1
8 Croel	84	55	29	10-65	0-0	2	4	0
9 Henderson	82	53	29	0-0	2-53	8	0	0
10 Holmes	44	21	23	5-32	0-0	4	0	0
11 Powers	42	25	17	2-22	0-0	2	0	2
12 Dimry	38	21	17	0-0	3-35	17	0	1
13 Traylor	31	16	15	0-0	0-0	0	0	0
Walker	31	16	15	3-23	0-0	0	1	0
15 Robbins	29	24	5	0-0	1-35	11	0	0
16 Mills	23	16	7	3-26	0-0	1	1	0
17 Lucas	15	8	7	0-0	0-0	1	0	0
18 Sochia	12	10	2	1-6	0-0	0	0	1
19 Lang	10	4	6	0-0	1-30	4	0	0
20 Carreker	6	0	6	0-0	0-0	0	0	0
21 Montgomery	5	3	2	0-0	0-0	0	1	1
22 Haliburton	2	0	2	0-0	0-0	0	0	0
23 Kartz	0	0	0	0-0	0-0	0	0	1
Szymanski	0	0	0	0-0	0-0	1	0	0
TOTALS	1,270	755	615	52-363	23-379	100	13	10

1991 GAMES STARTED

OFFENSE	DEFENSE	
QB Elway, John	16 DE Carreker, Alfonso	1
RB Green, Gaston	12 DE Holmes, Ron	14
RB Lewis, Greg	4 DE Powers, Warren	11
FB Perryman, Robert	7 DE Sochia, Brian	3
WR Jackson, Mark	10 DE Walker, Kenny	1
WR Russell, Derek	5 NT Kragen, Greg	16
WR Sewell, Steve	1 LB Robbins, Michael	14
WR Young, Michael	13 LB Croel, Mike	10
TE Johnson, Reggie	3 LB Fletcher, Simon	16
TE Kay, Clarence	16 LB Lucas, Tim	3
TE Sharpe, Shannon	9 LB Mecklenburg, Karl	16
C Kartz, Keith	16 LB Mills, Jeff	3
T Davidson, Jeff	14 LB Traylor, Keith	2
T Hamilton, Darrell	2 CB Braxton, Tyrone	15
T Lanier, Ken	16 CB Dimry, Charles	1
G Farrell, Sean	4 CB Henderson, Wymon	16
G Ker, Crawford	10 CB Robbins, Randy	2
G Widell, Dave	2 S Atwater, Steve	16
G Widell, Doug	16 S Smith, Dennis	16

1991 COACHES

Dan Reeves (Head Coach), **Marvin Bass** (Special Assistant), **Barney Chavous** (Defensive Assistant), **Mo Forte** (Running Backs), **Chan Gaffney** (Offensive Coordinator/Wide Receivers), **George Henshaw** (Offensive Line), **Earl Leggett** (Defensive Line), **Pete Mangurian** (Tight Ends/Asst. Offensive Line), **Al Miller** (Strength/Conditioning), **Mike Nolan** (Linebackers), **Wade Phillips** (Defensive Coordinator), **Harold Richardson** (Special Teams), **Mike Shanahan** (Quarterbacks), **Charlie Waters** (Defensive Backs).

1991 LEADERS / RANKINGS

INDIVIDUAL	PLAYER	NO.	AFC RANK	NFL RANK	NFL LEADER	NO.
Points	Treadwell	112	3	6	Lohmiller (WAS)	149
Rushing Yards	Green	1,037	2	6	Smith (DAL)	1,563
Passing Yards	Elway	3,253	6	8	Moon (HOU)	4,690
Passer Rating	Elway	75.4	9	19	Young (SF)	101.8
Receiving Yards	Young	629	24	47	Irvin (DAL)	1,523
Receptions	Young	44	29†	63†	Jeffries (HOU)	100
Interceptions	Atwater/D. Smith	5	4†	8†	Lott (LAR)	8
Sacks	Fletcher	13.5	2†	4†	Swilling (NO)	17.0

OFFENSE	NO.	AFC RANK	NFL RANK	NFL LEADER	NO.
Points Per Game	19.0	6	12	Washington	30.3
Total Yards Per Game	313.3	6	12	Buffalo	390.8
Yards Per Play	5.0	5†	12†	San Francisco	5.9
Rushing Yards Per Game	125.9	5	8	Buffalo	148.8
Net Passing Yards Per Game	187.3	10	17	Houston	300.3

DEFENSE	NO.	AFC RANK	NFL RANK	NFL LEADER	NO.
Points Per Game	14.7	1	3	New Orleans	13.2
Total Yards Per Game	284.3	1	5	Philadelphia	221.8
Yards Per Play	4.8	1†	4†	Philadelphia	3.9
Rushing Yards Per Game	112.1	9	19	Philadelphia	71.0
Net Passing Yards Per Game	172.2	1	3	Philadelphia	150.8

1991 KEY AWARDS

Pro Bowl (5): S Steve Atwater, QB John Elway, RB Gaston Green, LB Karl Mecklenburg, S Dennis Smith. **AP All-Pro (1):** S Steve Atwater (first team). **AP NFL Defensive Rookie of the Year:** LB Mike Croel. **K.C. 101 Club AFC Coach of the Year:** Dan Reeves.

1991 NFL STANDINGS

AFC EAST

Team	W	L	T	Pct	PF	PA
*yz-Buffalo	13	3	0	.813	458	318
x-New York Jets	8	8	0	.500	314	293
Miami	8	8	0	.500	343	349
New England	6	10	0	.375	211	305
Indianapolis	1	15	0	.063	143	381

AFC CENTRAL

Team	W	L	T	Pct	PF	PA
y-Houston	11	5	0	.688	386	251
Pittsburgh	7	9	0	.438	292	344
Cleveland	6	10	0	.375	293	298
Cincinnati	3	13	0	.188	263	435

AFC WEST

Team	W	L	T	Pct	PF	PA
yz-Denver	12	4	0	.750	304	235
x-Kansas City	10	6	0	.625	322	252
x-L.A. Raiders	9	7	0	.563	298	297
Seattle	7	9	0	.438	276	261
San Diego	4	12	0	.250	274	342

NFC EAST

Team	W	L	T	Pct	PF	PA
*yz-Washington	14	2	0	.875	485	224
x-Dallas	11	5	0	.688	342	310
Philadelphia	10	6	0	.625	285	244
New York Giants	8	8	0	.500	281	297
Phoenix	4	12	0	.250	196	344

NFC CENTRAL

Team	W	L	T	Pct	PF	PA
yz-Detroit	12	4	0	.750	339	295
x-Chicago	11	5	0	.688	299	269
Minnesota	8	8	0	.500	301	306
Green Bay	4	12	0	.250	273	313
Tampa Bay	3	13	0	.188	199	365

NFC WEST

Team	W	L	T	Pct	PF	PA
y-New Orleans	11	5	0	.688	341	211
x-Atlanta	10	6	0	.625	361	338
San Francisco	10	6	0	.625	393	239
L.A. Rams	3	13	0	.188	234	390

x - Playoffs; y - Division Title; z - First-round Bye; * - Home-field Advantage

WILD CARD PLAYOFF GAMES

12/28 - at Kansas City 10, L.A. Raiders 6
 12/28 - Atlanta 27, at New Orleans 20
 12/29 - at Houston 17, New York Jets 10
 12/29 - Dallas 17, at Chicago 13

DIVISIONAL PLAYOFF GAMES

1/4 - at Denver 26, Houston 24
 1/4 - at Washington 24, Atlanta 7
 1/5 - at Buffalo 37, Kansas City 14
 1/5 - at Detroit 38, Dallas 6

CONFERENCE CHAMPIONSHIPS

1/12 - at Buffalo 10, Denver 7
 1/12 - at Washington 41, Detroit 10

SUPER BOWL XXVI (MINNEAPOLIS)

1/26 - Washington 37, Buffalo 24

1990 FINAL STATISTICS (5-11)

Head Coach: Dan Reeves AFC West: 5th Home Stadium: Mile High Stadium

Date	W-L	Score	Opponent	Attendance	RUSHING	No.	Yds.	Avg.	Long	TD
Sept 9	L	9-14	at L.A. Raiders	54,206	Humphrey	288	1202	4.2	371	7
Sept 17	W	24-23	Kansas City	75,277	Elway	50	258	5.2	21	3
Sept 23	W	34-31	Seattle (OT)	75,290	Winder	42	120	2.9	19	2
Sept 30	L	28-29	at Buffalo	74,393	Bratton	27	82	3.0	10	3
Oct 8	L	29-30	Cleveland	74,814	Ezor	23	81	3.5	15	0
Oct 14	L	17-34	Pittsburgh	74,285	Kubiak	9	52	5.8	18	0
Oct 21	W	27-17	at Indianapolis	29,850	Sewell	17	46	2.7	8	3
Nov 4	L	22-27	at Minnesota	57,331	Jackson	5	28	5.6	16t	1
Nov 11	L	7-19	at San Diego	59,557	Porter	1	3	3.0	3	0
Nov 18	L	13-16	Chicago (OT)	75,013	BRONCOS	462	1872	4.1	371	19
Nov 22	L	27-40	at Detroit	73,896	OPPONENTS	456	1963	4.3	621	16
Dec 2	L	20-23	L.A. Raiders	74,162	RECEIVING	No.	Yds.	Avg.	Long	TD
Dec 9	L	20-31	at Kansas City	74,347	Jackson	57	926	16.2	66	4
Dec 16	W	20-10	San Diego	64,919	Johnson	54	747	13.8	49	3
Dec 23	L	12-17	at Seattle	55,845	Kay	39	282	9.7	22	0
Dec 30	W	22-13	Green Bay	46,943	Bratton	29	276	9.5	63	1

TEAM STATISTICS	Den	Opp
TOTAL FIRST DOWNS	323	306
Rushing	126	110
Passing	170	181
Penalty	27	15
3RD DOWN: MADE/ATT	86/207	84/195
3rd Down Pct.	41.5	43.1
4TH DOWN: MADE/ATT	7/14	7/12
4th Down Pct.	50.0	58.3
POSSESSION AVG.	30:50	29:10
TOTAL NET YARDS	5213	5345
Avg. Per Game	325.8	334.1
Total Plays	1035	969
Avg. Per Play	5.0	5.5
NET YARDS RUSHING	1872	1963
Avg. Per Game	117.0	122.7
Total Rushes	462	456
NET YARDS PASSING	3341	3382
Avg. Per Game	208.8	211.4
Sacked/Yards Lost	46/330	34/289
Gross Yards	3671	3671
Att./Completions	527/305	479/284
Completion Pct.	57.9	59.3
Had Intercepted	18	10
PUNTS/AVERAGE	60/43.5	62/41.4
NET PUNTING AVG.	38.5	35.6
PENALTIES/YARDS	108/775	105/824
FUMBLES/BALL LOST	30/14	36/15
TOUCHDOWNS	36	43
Rushing	19	16
Passing	15	22
Returns	2	5

SCORE BY PERIODS	1	2	3	4	OT	Total
BRONCOS	87	120	46	75	3	331
OPPONENTS	60	85	96	131	3	374

SCORING	TD	Ru	Pa	Rt	PAT	FG	S	PTS
Treadwell	0	0	0	0	34/36	25/34	0	109
Humphrey	7	7	0	0	0/0	0/0	0	42
Jackson	5	1	4	0	0/0	0/0	0	30
Bratton	4	3	1	0	0/0	0/0	0	24
Young	4	0	4	0	0/0	0/0	0	24
Elway	3	3	0	0	0/0	0/0	0	18
Johnson	3	0	3	0	0/0	0/0	0	18
Sewell	3	3	0	0	0/0	0/0	0	18
Nattiel	2	0	2	0	0/0	0/0	0	12
Winder	2	2	0	0	0/0	0/0	0	12
Mecklenburg	1	0	0	1	0/0	0/1	8	8
Henderson	1	0	0	1	0/0	0/0	0	6
Sharpe	1	0	1	0	0/0	0/0	0	6
Fletcher	0	0	0	0	0/0	0/1	2	2
Fletcher	0	0	0	0	0/0	0/1	2	2
TEAM	36	19	15	2	34/36	25/34	3	331
BRONCOS	36	19	15	2	34/36	25/34	3	331
OPPONENTS	43	16	22	5	38/43	26/33	0	374

SACKS: Fletcher 11.0, Mecklenburg 5.0, Powers 4.0, Holmes 3.0, Brooks 2.0, Galloway 2.0, Kraegen 2.0, Atwater 1.0, Dennison 1.0, Lucas 1.0, Townsend 1.0. **BRONCOS 34.0, OPPONENTS 46.0**

PASSING	Att.	Comp.	Yds.	Comp.%	Yd./Att.	TD	TD%	Int	Int%	LG	Sack/Lost	Rating
Elway	502	294	3526	58.6	7.02	15	3.0	14	2.8	66	43/311	78.5
Kubiak	22	11	145	50.0	6.59	0	0.0	4	18.2	36	3/19	31.6
Humphrey	2	0	0	0.0	0.00	0	0.0	0	0.0	0	0/0	39.6
Sewell	1	0	0	0.0	0.00	0	0.0	0	0.0	0	0/0	39.6
BRONCOS	527	305	3671	57.9	6.97	15	2.8	18	3.4	66	46/330	74.6
OPPONENTS	479	284	3671	59.3	7.66	22	4.6	10	2.1	90	34/289	90.0

RUSHING	No.	Yds.	Avg.	Long	TD
Humphrey	288	1202	4.2	371	7
Elway	50	258	5.2	21	3
Winder	42	120	2.9	19	2
Bratton	27	82	3.0	10	3
Ezor	23	81	3.5	15	0
Kubiak	9	52	5.8	18	0
Sewell	17	46	2.7	8	3
Jackson	5	28	5.6	16t	1
Porter	1	3	3.0	3	0
BRONCOS	462	1872	4.1	371	19
OPPONENTS	456	1963	4.3	621	16

RECEIVING	No.	Yds.	Avg.	Long	TD
Jackson	57	926	16.2	66	4
Johnson	54	747	13.8	49	3
Kay	39	282	9.7	22	0
Bratton	29	276	9.5	63	1
Young	28	385	13.8	42	4
Sewell	26	268	10.3	36	0
Humphrey	24	152	6.3	26	0
Nattiel	18	297	16.5	52t	2
Winder	17	145	8.5	17	0
Mobley	8	41	5.1	9	0
Sharpe	7	99	14.1	33	1
Porter	4	44	11.0	16	0
Verhulst	3	13	4.3	6	0
Lanier	1	-4	-4.0	-4	0
BRONCOS	305	3671	12.0	66	15
OPPONENTS	284	3671	12.9	90	22

INTERCEPTIONS	No.	Yds.	Avg.	Long	TD
Henderson	2	71	35.5	49t	1
Montgomery	2	43	21.5	24	0
Atwater	2	32	16.0	27	0
Plummer	1	16	16.0	16	0
D. Smith	1	13	13.0	13	0
Braxton	1	10	10.0	10	0
Lang	1	5	5.0	5	0
BRONCOS	10	190	19.0	49t	1
OPPONENTS	18	169	9.4	39t	3

PUNTING	No.	Yds.	Avg.	Net	TB	In20	Long	B
Horan	58	2575	44.4	38.9	6	14	67	1
Elway	1	37	37.0	17.0	1	0	37	0
BRONCOS	60	2612	43.5	38.5	7	14	67	1
OPPONENTS	62	2565	41.4	35.6	5	15	59	1

PUNT RETURNS	No.	FC	Yds.	Avg.	Long	TD
Clark	21	1	159	7.6	32	0
Johnson	11	11	92	8.4	29	0
Nattiel	1	0	5	5.0	5	0
BRONCOS	33	12	256	7.8	32	0
OPPONENTS	22	9	159	7.2	22	0

KICKOFF RETURNS	No.	Yds.	Avg.	Long	TD
Clark	20	505	25.3	75	0
Montgomery	14	286	20.4	59	0
Ezor	13	214	16.5	50	0
Johnson	6	126	21.0	39	0
Winder	4	55	13.8	24	0
Bratton	3	37	12.3	18	0
Kay	2	10	5.0	7	0
Atwater	1	0	0.0	0	0
Jackson	1	18	18.0	18	0
Mobley	1	9	9.0	9	0
Nattiel	1	0	0.0	0	0
BRONCOS	66	1260	19.1	75	0
OPPONENTS	69	1319	19.1	71	0

FIELD GOALS	Att.	Made	Yds.	Avg.	Long	TD
Treadwell	0/0	13/14	4/6	8/13	0/1	50+
OPPONENTS	1/1	5/5	14/16	6/10	0/1	0/1

TREADWELL: (43G,44G,24G) (38N,22G) (27G,49N,25G) (49N,24N) (20G,25G) (24G) (39G,32N,42G) (31G,46G,46G) () (27G,24G) (24G,32G) (45G,21G,41N) () (46N,49G,26G) (49G,50N,45N) (22G,31G)

OPPONENTS: () (39G,29G,31G,52N) (39G,38N,44N) (37N,37G,48N) (30G.) () (32G,43N) (38G,41G) (19G,23G,43G,32G) (37G,32G,41N,44G) (24G,32G,43G,45G) (46G) (33G) (30G) (21G) (37G,24G)

1990 DEFENSIVE STATS

(based on coaches' film review)

	TT	UT	A	S-YDS	I-YDS	PD	FF	FR
1 Brooks	175	102	73	2-17	0-0	2	2	0
2 Atwater	173	112	61	1-5	2-32	4	1	0
3 Mecklenburg	116	67	49	5-45	0-0	1	0	2
4 D. Smith	110	63	47	0-0	1-13	8	1	2
5 Fletcher	97	55	42	11-90	0-0	1	4	1
6 Henderson	88	57	31	0-0	2-71	5	0	1
7 Kragen	81	46	35	2-9	0-0	5	3	2
8 Powers	77	43	34	4-31	0-0	1	2	0
9 Munford	70	39	31	0-0	0-0	0	0	0
10 Robbins	68	43	25	0-0	0-0	5	0	2
11 Montgomery	53	37	16	0-0	2-43	6	0	0
12 Corrington	43	23	20	0-0	0-0	5	1	1
13 Holmes	40	27	13	3-23	0-0	6	1	0
14 Lucas	32	16	16	1-7	0-0	0	1	1
15 Szymanski	30	13	17	0-0	0-0	0	0	0
16 Curtis	24	14	10	0-0	0-0	0	0	0
17 E. Smith	23	15	8	0-0	0-0	3	1	1
18 Braxton	17	11	6	0-0	1-10	2	0	0
19 Galloway	15	11	4	2-12	0-0	1	0	0
Townsend	15	8	7	1-12	0-0	1	0	0
21 Clark	9	6	3	0-0	0-0	0	0	0
22 Lang	8	6	2	0-0	1-5	3	1	1
23 Dennison	7	7	0	1-10	0-0	0	0	0
Haliburton	7	3	4	0-0	0-0	0	0	0
25 Team	0	0	0	1-28	0-0	0	0	0
Plummer	0	0	0	0-0	1-16	1	0	0
TOTALS	1,378	824	554	34-289	10-190	60	19	14

1990 GAMES STARTED

OFFENSE

QB Elway, John	16
RB Humphrey, Bobby	14
RB Winder, Sammy	2
FB Bratton, Melvin	3
FB Porter, Kerry	3
FB Sewell, Steve	1
WR Jackson, Mark	15
WR Johnson, Vance	13
WR Nattiel, Ricky	3
WR Sharpe, Shannon	2
WR Young, Michael	1
TE Kay, Clarence	14
TE Mobley, Orson	8
TE Verhuist, Chris	1
C Kartz, Keith	16
T Hamilton, Darrell	8
T Lanier, Ken	16
T Perry, Gerald	8
G Juriga, Jim	11
G Widell, Dave	5
G Widell, Doug	16

DEFENSE

DE Holmes, Ron	10
DE Powers, Warren	16
DE Szymanski, Jim	6
NT Kragen, Greg	6
LB Brooks, Michael	16
LB Curtis, Scott	1
LB Fletcher, Simon	10
LB Lucas, Tim	5
LB Mecklenburg, Karl	16
LB Munford, Marc	10
CB Braxton, Tyrone	2
CB Henderson, Wymon	15
CB Montgomery, Alton	4
CB Robbins, Randy	9
CB Smith, Elliot	3
S Atwater, Steve	15
S Corrington, Kip	1
S Smith, Dennis	15

1990 COACHES

Dan Reeves (Head Coach), Marvin Bass (Special Assistant), Barney Chavous (Defensive Assistant), Mo Forte (Running Backs), Chan Galley (Offensive Coordinator/Wide Receivers), George Henshaw (Offensive Line), Earl Leggett (Defensive Line), Pete Mangurian (Tight Ends/Asst. Offensive Line), Al Miller (Strength/Conditioning), Mike Nolan (Linebackers), Wade Phillips (Defensive Coordinator), Harold Richardson (Special Teams), Mike Shanahan (Quarterbacks), Charlie Waters (Defensive Backs).

1990 LEADERS / RANKINGS

INDIVIDUAL	PLAYER	NO.	AFK RANK	NFL RANK	NFL LEADER	NO.
Points	Treadwell	109	3	6	Lowery (KC)	139
Rushing Yards	Humphrey	1,202	3	5	Sanders (DET)	1,304
Passing Yards	Elway	3,526	3	5	Moon (HOU)	4,689
Passer Rating	Elway	78.5	7	14	Kelly (BUF)	101.2
Receiving Yards	Jackson	926	8	15	Rice (SF)	1,502
Receptions	Jackson	57	12	24	Rice (SF)	100
Interceptions	Henderson/Mont./Atwater	2	33	75	Carrier (CHI)	10
Sacks	Fletcher	11	10	14	Thomas (KC)	20

OFFENSE	NO.	AFK RANK	NFL RANK	NFL LEADER	NO.
Points Per Game	20.7	7	16	Buffalo	26.8
Total Yards Per Game	325.3	4	8	Houston	388.9
Yards Per Play	5.0	9t	16t	Houston	6.2
Rushing Yards Per Game	117.0	8	14	Philadelphia	159.8
Net Passing Yards Per Game	208.8	3	7	Houston	300.3

DEFENSE	NO.	AFK RANK	NFL RANK	NFL LEADER	NO.
Points Per Game	23.4	12	23	New York Giants	13.2
Total Yards Per Game	334.1	10	20	Pittsburgh	257.2
Yards Per Play	5.5	11t	22t	Pittsburgh	4.4
Rushing Yards Per Game	122.7	9	17	Philadelphia	73.1
Net Passing Yards Per Game	211.4	11	21	Pittsburgh	156.3

1990 KEY AWARDS

Pro Bowl (3): S Steve Atwater, RB Bobby Humphrey, S Dennis Smith.

1990 NFL STANDINGS

AFC EAST

Team	W	L	T	Pct	PF	PA
*yz-Buffalo	13	3	0	.813	428	263
x-Miami	12	4	0	.750	336	242
Indianapolis	7	9	0	.438	281	353
New York Jets	6	10	0	.375	295	345
New England	1	15	0	.063	181	446

AFC CENTRAL

Team	W	L	T	Pct	PF	PA
y-Cincinnati	9	7	0	.563	360	352
x-Houston	9	7	0	.563	405	307
Pittsburgh	9	7	0	.563	292	240
Cleveland	3	13	0	.188	228	462

AFC WEST

Team	W	L	T	Pct	PF	PA
yz-L.A. Raiders	12	4	0	.750	337	268
x-Kansas City	11	5	0	.688	369	257
Seattle	9	7	0	.563	306	286
San Diego	6	10	0	.375	315	281
Denver	5	11	0	.313	331	374

NFC EAST

Team	W	L	T	Pct	PF	PA
yz-New York Giants	13	3	0	.813	335	211
x-Philadelphia	10	6	0	.625	396	299
x-Washington	10	6	0	.625	381	301
Dallas	7	9	0	.438	244	308
Phoenix	5	11	0	.313	268	396

NFC CENTRAL

Team	W	L	T	Pct	PF	PA
y-Chicago	11	5	0	.688	348	280
Tampa Bay	6	10	0	.375	264	367
Detroit	6	10	0	.375	373	413
Green Bay	6	10	0	.375	271	347
Minnesota	6	10	0	.375	351	326

NFC WEST

Team	W	L	T	Pct	PF	PA
*yz-San Francisco	14	2	0	.875	353	239
x-New Orleans	8	8	0	.500	274	275
Atlanta	5	11	0	.313	348	365
L.A. Rams	5	11	0	.313	345	412

x - Playoffs; y - Division Title; z - First-round Bye; * - Home-field Advantage

WILD CARD PLAYOFF GAMES

- 1/5 - at Miami 17, Kansas City 16
- 1/5 - Washington 20, at Philadelphia 6
- 1/6 - at Cincinnati 41, Houston 14
- 1/6 - at Chicago 16, New Orleans 6

DIVISIONAL PLAYOFF GAMES

- 1/12 - at Buffalo 44, Miami 34
- 1/12 - at San Francisco 28, Washington 10
- 1/13 - at L.A. Raiders 20, Cincinnati 10
- 1/13 - at New York Giants 31, Chicago 3

CONFERENCE CHAMPIONSHIPS

- 1/20 - at Buffalo 51, L.A. Raiders 3
- 1/20 - New York Giants 15, at San Francisco 13

SUPER BOWL XXV (TAMPA, FLA.)

- 1/27 - New York Giants 20, Buffalo 19

Staff/Coaches: Player Stats: Fredrick 2024 Season History: Year-by-Year Stats: Miscellaneous

1989 FINAL STATISTICS (11-5)

Head Coach: Dan Reeves AFC West: 1st Home Stadium: Mile High Stadium

Date	W-L	Score	Opponent	Attendance	RUSHING	No.	Yds.	Avg.	Long	TD
Sept 10	W	34-20	Kansas City	74,284	Humphrey	294	1151	3.9	40	7
Sept 18	W	28-18	at Buffalo	78,176	Winder	110	351	3.2	16	2
Sept 24	W	31-21	L.A. Raiders	75,754	Elway	48	244	5.1	31	3
Oct 1	L	13-16	at Cleveland	78,637	Alexander	45	146	3.2	11	2
Oct 8	L	16-10	San Diego	75,222	Bratton	30	108	3.6	9	1
Oct 15	W	14-3	Indianapolis	74,680	Sewell	7	44	6.3	10	0
Oct 22	W	24-21	at Seattle (OT)	82,353	Kubiak	15	35	2.3	10	0
Oct 29	L	24-28	Philadelphia	75,065	Jackson	5	13	2.6	8	0
Nov 5	W	34-7	Pittsburgh	74,739	BRONCOS	554	2092	3.8	40	15
Nov 12	W	16-13	at Kansas City	76,245	OPPONENTS	426	1580	3.7	24	10
Nov 20	W	14-10	at Washington	52,975						
Nov 26	W	41-14	Seattle	75,117	RECEIVING	No.	Yds.	Avg.	Long	TD
Dec 3	L	13-16	at L.A. Raiders (OT)	87,560	Winder	76	1095	14.4	69	7
Dec 10	L	7-14	New York Giants	63,283	Jackson	28	446	15.9	49	2
Dec 16	W	37-0	at Phoenix	56,071	Sewell	25	416	16.6	56	3
Dec 24	L	16-19	at San Diego	50,524	Young	22	402	18.3	47	2

TEAM STATISTICS		Den	Opp
TOTAL FIRST DOWNS			
Rushing		125	90
Passing		163	142
Penalty		20	14
3RD DOWN: MADE/ATT		111/240	73/216
3rd Down Pct.		46.3	33.8
4TH DOWN: MADE/ATT		2/9	12/24
4th Down Pct.		22.2	50.0
POSSESSION AVG.		32:17	27:43
TOTAL NET YARDS		5093	4407
Avg. Per Game		318.3	275.4
Total Plays		1071	977
Avg. Per Play		4.8	4.5
NET YARDS RUSHING		2092	1580
Avg. Per Game		130.8	98.8
Total Rushes		554	426
NET YARDS PASSING		3001	2827
Avg. Per Game		187.6	176.7
Sacked/Yards Lost		43/351	47/374
Gross Yards		3352	3201
Att./Completions		474/256	504/268
Completion Pct.		54.0	53.2
Had Intercepted		20	21
PUNTS/AVERAGE		80/39.8	84/41.0
NET PUNTING AVG.		33.7	35.0
PENALTIES/YARDS		83/594	102/823
FUMBLES/BALL LOST		26/12	43/22
TOUCHDOWNS		40	25
Rushing		15	10
Passing		21	13
Returns		4	2

SCORE BY PERIODS	1	2	3	4	OT	Total
BRONCOS	84	114	57	104	3	362
OPPONENTS	44	53	50	76	3	226

SCORING	TD	Ru	Pa	Rt	PAT	FG	S	PTS
Treadwell	0	0	0	0	39/40	27/33	0	120
Humphrey	8	7	1	0	0/0	0/0	0	48
Johnson	7	0	7	0	0/0	0/0	0	42
Bratton	4	1	3	0	0/0	0/0	0	24
Elway	3	3	0	0	0/0	0/0	0	18
Sewell	3	0	3	0	0/0	0/0	0	18
Alexander	2	2	0	0	0/0	0/0	0	12
Jackson	2	0	2	0	0/0	0/0	0	12
Kay	2	0	2	0	0/0	0/0	0	12
Winder	2	2	0	0	0/0	0/0	0	12
Young	2	0	2	0	0/0	0/0	0	12
Braxton	1	0	1	0	0/0	0/0	0	6
Kragen	1	0	1	0	0/0	0/0	0	6
Mecklenburg	1	0	1	0	0/0	0/0	0	6
Nattiel	1	0	1	0	0/0	0/0	0	6
Robbins	1	0	1	0	0/0	0/0	0	6
Brooks	0	0	0	0	0/0	0/0	1	2
BRONCOS	40	15	21	4	39/40	27/33	1	362
OPPONENTS	25	10	13	2	25/25	17/27	0	226

SACKS: Fletcher 12, Holmes 9, Mecklenburg 7.5, Carreker 5.5, Powers 3, Kragen 2, Lucas 2, Townsend 2, Brooks 1, Dennison 1, McCullough 1, Munford 1, **BRONCOS 47.0, OPPONENTS 43.0**

PASSING	Att.	Comp.	Yds.	Comp.%	Yd./Att.	TD	TD%	Int	Int%	LG	Sack/Lost	Rating
Elway	416	223	3051	53.6	7.33	18	4.3	18	4.3	69	35/298	73.7
Kubiak	55	32	284	58.2	5.16	2	3.6	2	3.6	22	8/53	69.1
Humphrey	2	1	17	50.0	8.50	1	50.0	0	0.0	17	0/0	118.8
Johnson	1	0	0	0.0	0.00	0	0.0	0	0.0	0	0/0	39.6
BRONCOS	474	256	3352	54.0	7.07	21	4.4	20	4.2	69	43/351	73.7
OPPONENTS	504	268	3201	53.2	6.35	13	2.6	21	4.2	75	47/374	64.1

RUSHING	No.	Yds.	Avg.	Long	TD
Humphrey	294	1151	3.9	40	7
Winder	110	351	3.2	16	2
Elway	48	244	5.1	31	3
Alexander	45	146	3.2	11	2
Bratton	30	108	3.6	9	1
Sewell	7	44	6.3	10	0
Kubiak	15	35	2.3	10	0
Jackson	5	13	2.6	8	0
BRONCOS	554	2092	3.8	40	15
OPPONENTS	426	1580	3.7	24	10

RECEIVING	No.	Yds.	Avg.	Long	TD
Winder	76	1095	14.4	69	7
Jackson	28	446	15.9	49	2
Sewell	25	416	16.6	56	3
Young	22	402	18.3	47	2
Humphrey	22	156	7.1	13	1
Kay	21	197	9.4	20	2
Mobley	17	200	11.8	36	0
Winder	14	91	6.5	19	0
Nattiel	10	183	18.3	43	1
Bratton	10	69	6.9	17	3
Alexander	8	84	10.5	28	0
Kelly	3	13	4.3	6	0
BRONCOS	256	3352	13.1	69	21
OPPONENTS	268	3201	11.9	75	13

INTERCEPTIONS	No.	Yds.	Avg.	Long	TD
Braxton	6	103	17.2	34	1
Henderson	3	58	19.3	25	0
Atwater	3	34	11.3	30	0
D. Smith	2	78	39.0	50	0
Robbins	2	18	9.0	18	1
Munford	2	16	8.0	10	0
Corrington	1	8	8.0	8	0
Carrington	1	2	2.0	2	0
Dennison	1	1	1.0	1	0
BRONCOS	21	318	15.1	50	2
OPPONENTS	20	194	9.7	32	1

PUNTING	No.	Yds.	Avg.	Net	TB	In20	Long	B
Horan	77	3111	40.4	34.3	5	24	63	0
Elway	1	34	34.0	14.0	1	0	34	0
Kubiak	2	43	21.5	21.5	0	1	29	0
BRONCOS	80	3188	39.8	33.7	6	25	63	0
OPPONENTS	84	3440	41.0	35.0	8	18	64	0

PUNT RETURNS	No.	FC	Yds.	Avg.	Long	TD
Bell	21	3	143	6.8	24	0
Johnson	12	6	118	9.8	34	0
Nattiel	9	0	77	8.6	38	0
Woods	2	0	6	3.0	11	0
Carrington	1	0	0	0.0	0	0
BRONCOS	45	9	344	7.6	38	0
OPPONENTS	28	18	370	13.2	52	0

KICKOFF RETURNS	No.	Yds.	Avg.	Long	TD
Bell	30	602	20.1	33	0
Carrington	6	152	25.3	68	0
Humphrey	4	86	21.5	29	0
Bratton	2	19	9.5	10	0
Woods	1	17	17.0	17	0
BRONCOS	43	876	20.4	68	0
OPPONENTS	72	1256	17.4	36	0

FIELD GOALS	1-19	20-29	30-39	40-49	50+
Treadwell	3/3	13/14	8/8	3/7	0/1
OPPONENTS	0/0	3/3	5/6	7/14	2/4

TREADWELL: (41G, 29G) (22G, 33G, 46G, 24G) (38G) (21G, 26G) (46G, 18G, 54N, 27G) (46N, 46N, 27N, 27G) (18G) (26G, 26G) (18G, 27G, 26G) (30G, 25G) (34G, 35G, 42N) (38G, 33G, 35G) (43N, 24G)

OPPONENTS: (41G, 54N, 23G) (43N) (47N, 36G, 48G, 24N, 48G) (39G) (49N, 55G) (40N) (41N) (39G, 42G) (38N, 32G) (37G, 46G, 26G) (47N) (52N, 22G, 41G, 53G, 45G)

1989 DEFENSIVE STATS

(based on coaches' film review)

	TT	UT	A	S-YDS	I-YDS	PD	FF	FR
1 Mecklenburg	143	83	60	7.5-79	0-0	3	2	4
2 Atwater	129	86	43	0-0	3-34	10	0	1
3 Brooks	123	66	57	1-9	0-0	2	1	2
4 Braxton	111	77	34	0-0	6-103	14	2	2
5 Dennison	106	45	61	1-6	1-1	1	2	1
6 Fletcher	105	61	44	12-79	0-0	2	3	1
7 Munford	98	54	44	1-5	2-16	2	0	1
8 Smith	82	47	35	0-0	2-78	11	6	3
9 Henderson	76	47	29	0-0	3-58	13	0	0
10 Kragen	72	43	29	2-13	0-0	2	0	4
11 Carreker	65	36	29	5.5-34	0-0	1	3	0
12 Holmes	48	32	16	9-87	0-0	4	2	0
13 Townsend	40	26	14	2-13	0-0	0	2	2
14 Robbins	37	25	12	0-0	2-18	8	0	1
15 Corrington	26	17	9	0-0	1-8	5	1	0
16 Curtis	23	12	11	0-0	0-0	0	0	0
17 Powers	19	7	12	3-30	0-0	0	1	0
18 Haynes	18	13	5	0-0	0-0	3	0	0
19 Carrington	16	11	5	0-0	1-2	1	0	0
20 Lucas	6	5	1	2-22	0-0	1	0	0
21 Klosterman	3	1	2	0-0	0-0	0	0	0
22 McCullough	2	2	0	1-0	0-0	0	0	0
Henke	2	0	2	0-0	0-0	0	0	0
TOTALS	1,350	796	554	47-377	21-318	83	25	22

1989 GAMES STARTED

OFFENSE		DEFENSE	
QB Elway, John	15	DE Carreker, Alphonso	16
QB Kubiak, Gary	1	DE Holmes, Ron	8
RB Humphrey, Bobby	12	DE Powers, Warren	1
RB Sewell, Steve	3	DE Townsend, Andre	10
RB Winder, Sammy	2	NT Kragen, Greg	14
FB Alexander, Jeff	6	LB Brooks, Michael	16
FB Bratton, Melvin	3	LB Dennison, Rick	12
FB Kelly, Pat	1	LB Fletcher, Simon	16
WR Jackson, Mark	16	LB Mecklenburg, Karl	15
WR Johnson, Vance	16	LB Munford, Marc	5
TE Kay, Clarence	16	CB Braxton, Tyrone	16
TE Mobley, Orson	5	CB Henderson, Wymon	15
C Kartz, Keith	16	S Atwater, Steve	16
T Lanier, Ken	16	S Robbins, Randy	2
T Perry, Gerald	15	S Smith, Dennis	14
G Bishop, Keith	7		
G Juriga, Jim	16		
G Widell, Doug	10		

1989 COACHES

Dan Reeves (Head Coach), **Marvin Bass** (Special Assistant), **Barney Chavous** (Asst. Strength and Conditioning), **Mo Forte** (Running Backs), **Chan Gailey** (Offensive Coordinator/Wide Receivers), **George Henshaw** (Offensive Line), **Earl Leggett** (Defensive Line), **Pete Mangurian** (Tight Ends/Asst. Offensive Line), **Al Miller** (Strength/Conditioning), **Mike Nolan** (Linebackers), **Wade Phillips** (Defensive Coordinator), **Harold Richardson** (Special Teams), **Charlie Waters** (Defensive Backs).

1989 LEADERS / RANKINGS

INDIVIDUAL	PLAYER	NO.	AFC RANK	NFL RANK	NFL LEADER	NO.
Points	Treadwell	120	1	3t	Cofer (SF)	138
Rushing Yards	Humphrey	1,151	5	8	Okoye (KC)	1,480
Passing Yards	Elway	3,051	8	16	Majkowski (GB)	4,318
Passer Rating	Elway	73.7	9	17	Montana (SF)	112.4
Receiving Yards	Johnson	1,095	5	15	Rice (SF)	1,483
Receptions	Johnson	76	9	17	Sharpe (GB)	90
Interceptions	Braxton	6	5t	7t	Wright (CLE)	9
Sacks	Fletcher	12	4	11	Doleman (MIN)	21

OFFENSE	NO.	AFC RANK	NFL RANK	NFL LEADER	NO.
Points Per Game	22.6	4	7t	San Francisco	27.6
Total Yards Per Game	318.3	7	15	San Francisco	391.8
Yards Per Play	4.8	11t	19t	San Francisco	6.1
Rushing Yards Per Game	130.8	4	6	Cincinnati	155.2
Net Passing Yards Per Game	187.6	11	23	Washington	271.8

DEFENSE	NO.	AFC RANK	NFL RANK	NFL LEADER	NO.
Points Per Game	14.1	1	1	Denver	14.1
Total Yards Per Game	275.5	2	3	Minnesota	261.5
Yards Per Play	4.5	1t	2t	Minnesota	4.1
Rushing Yards Per Game	98.8	1	6	New Orleans	82.9
Net Passing Yards Per Game	176.7	2	3	Kansas City	176.3

1989 KEY AWARDS

Pro Bowl (5): QB John Elway, DT Greg Kragen, LB Karl Mecklenburg, S Dennis Smith, K David Treadwell. **AP All-Pro (2):** LB Karl Mecklenburg (first team), S Dennis Smith (second team). **NFLPA Offensive Rookie of the Year:** RB Bobby Humphrey. **Football Digest NFL Defensive Rookie of the Year:** S Steve Atwater.

1989 NFL STANDINGS

AFC EAST

Team	W	L	T	Pct	PF	PA
y-Buffalo	9	7	0	.563	409	317
Indianapolis	8	8	0	.500	298	301
Miami	8	8	0	.500	331	379
New England	5	11	0	.313	297	391
New York Jets	4	12	0	.250	253	411

AFC CENTRAL

Team	W	L	T	Pct	PF	PA
y-Cleveland	9	6	1	.594	334	254
x-Houston	9	7	0	.563	365	412
x-Pittsburgh	9	7	0	.563	265	326
Cincinnati	8	8	0	.500	404	285

AFC WEST

Team	W	L	T	Pct	PF	PA
*y-Denver	11	5	0	.688	362	226
Kansas City	8	7	1	.531	318	286
L.A. Raiders	8	8	0	.500	315	297
Seattle	7	9	0	.438	241	327
San Diego	6	10	0	.375	266	290

NFC EAST

Team	W	L	T	Pct	PF	PA
y-New York Giants	12	4	0	.750	348	252
x-Philadelphia	11	5	0	.688	342	274
Washington	10	6	0	.625	386	308
Phoenix	5	11	0	.313	258	377
Dallas	1	15	0	.063	204	393

NFC CENTRAL

Team	W	L	T	Pct	PF	PA
y-Minnesota	10	6	0	.625	351	275
Green Bay	10	6	0	.625	362	356
Detroit	7	9	0	.438	312	364
Chicago	6	10	0	.375	358	377
Tampa Bay	5	11	0	.313	320	419

NFC WEST

Team	W	L	T	Pct	PF	PA
*y-San Francisco	14	2	0	.875	442	253
x-L.A. Rams	11	5	0	.688	426	344
New Orleans	9	7	0	.563	386	301
Atlanta	3	13	0	.188	279	437

x - Wild Card Qualifier; y - Division Title; * - Home-field Advantage

WILD CARD PLAYOFF GAMES

12/31 - Pittsburgh 26, at Houston 23 (OT)
12/31 - L.A. Rams 21, at Philadelphia 7

DIVISIONAL PLAYOFF GAMES

1/6 - at Cleveland 34, Buffalo 30
1/6 - at San Francisco 41, Minnesota 13
1/7 - at Denver 24, Pittsburgh 23
1/7 - L.A. Rams 19, at New York Giants 13 (OT)

CONFERENCE CHAMPIONSHIPS

1/14 - at Denver 37, Cleveland 21
1/14 - at San Francisco 30, L.A. Rams 3

SUPER BOWL XXIV (NEW ORLEANS)

1/28 - San Francisco 55, Denver 10

1988 DEFENSIVE STATS

(based on coaches' film review)

	TT	UT	A	S-YDS	I-YDS	PD	FF	FR
1 Kragen	140	101	39	2.5-21	0-0	4	0	1
2 Dennison	133	86	47	0.5-1	1-29	2	1	2
3 Harden	132	93	39	0-0	4-36	10	0	0
4 Ryan	130	87	43	3.5-13	0-0	1	1	2
5 Fletcher	115	79	36	9-43	1-4	6	1	1
6 Townsend	113	64	49	5-35	0-0	2	0	1
7 Smith	106	83	23	1-7	0-0	3	2	3
8 Mecklenburg	102	78	24	1.5-8	0-0	1	0	0
9 Haynes	84	71	13	1-6	1-0	8	1	0
10 Bowyer	82	50	32	1-4	1-1	2	3	0
11 Robbins	76	67	9	2-19	2-66	6	0	1
12 Jones	67	35	32	5-37	0-0	1	1	0
13 Castille	61	57	4	0-0	3-51	9	0	0
14 Brooks	49	39	10	0-0	0-0	1	0	1
15 Gilbert	42	30	12	1-11	0-0	2	0	0
16 Braxton	39	28	11	1-7	2-6	5	0	0
17 Wilson	37	29	8	2-12	1-7	4	0	2
18 Klostermann	27	17	10	0-0	0-0	1	0	0
19 Knight	15	11	4	0-0	0-0	0	0	0
20 Guidry	5	3	2	0-0	0-0	1	0	0
21 Plummer	3	3	0	0-0	0-0	0	0	0
22 Lucas	1	1	0	0-0	0-0	0	0	0
23 S. Bryan	0	0	0	0-0	0-0	0	0	1
TOTALS	1,559	1,112	447	36-224	16-200	69	10	15

1988 GAMES STARTED

OFFENSE		DEFENSE	
QB Elway, John	15	DE Bowyer, Walt	10
QB Kubiak, Gary	1	DE Gilbert, Freddie	6
RB Dorsett, Tony	12	DE Townsend, Andre	16
RB Sewell, Steve	3	NT Kragen, Greg	16
RB Willhite, Gerald	1	LB Brooks, Michael	4
RB Winder, Sammy	12	LB Dennison, Rick	16
WR Jackson, Mark	4	LB Fletcher, Simon	16
WR Johnson, Vance	13	LB Klosterman, Bruce	4
WR Nattiel, Ricky	11	LB Mecklenburg, Karl	10
TE Kay, Clarence	14	LB Ryan, Jim	14
TE Mobley, Orson	10	CB Castille, Jeremiah	15
C Bryan, Billy	16	CB Haynes, Mark	15
T Juriga, Jim	15	CB Wilson, Steve	2
T Lanier, Ken	16	S Harden, Mike	16
T Studdard, Dave	4	S Robbins, Randy	6
G Bishop, Keith	10	S Smith, Dennis	10
G Humphries, Stephan	1		
G Kartz, Keith	12		
G Perry, Gerald	6		

1988 COACHES

Dan Reeves (Head Coach), Marvin Bass (Special Assistant), Rubin Carter (Asst. Defensive Line), Joe Collier (Asst. Head Coach/Defense), Mo Forte (Running Backs), Chan Gailey (Quarterbacks), George Henshaw (Offensive Line), Stan Jones (Defensive Line), Larry Kennan (Wide Receivers), Pete Mangurian (Tight Ends/Asst. Offensive Line), Al Miller (Strength/Conditioning), Myrel Moore (Linebackers), Mike Nolan (Spec. Team/Asst. LBs), Charlie Waters (Spec. Teams/Asst. Defensive Backs), Charlie West (Defensive Backs).

1988 LEADERS / RANKINGS

INDIVIDUAL	PLAYER	NO.	AFC RANK	NFL RANK	NFL LEADER	NO.
Points	Karlis	105	6t	10t	Norwood (BUF)	129
Rushing Yards	Dorsett	703	13	22	Dickerson (IND)	1,659
Passing Yards	Elway	3,309	4	8	Marino (MIA)	4,434
Passer Rating	Elway	71.4	9	18	Esiason (CIN)	97.4
Receiving Yards	V. Johnson	896	9	15t	Ellard (LAR)	1,414
Receptions	V. Johnson	68	6	15t	Toon (NYJ)	93
Interceptions	Harden	4	11t	23t	Case (ATL)	10
Sacks	Fletcher	9	6t	17t	White (PHI)	18

OFFENSE	NO.	AFC RANK	NFL RANK	NFL LEADER	NO.
Points Per Game	20.4	8	15	Cincinnati	28.0
Total Yards Per Game	344.1	3	8	Cincinnati	378.6
Yards Per Play	5.1	5t	11t	Cincinnati	6.2
Rushing Yards Per Game	113.4	11	19	Cincinnati	169.4
Net Passing Yards Per Game	230.7	2	6	Miami	284.8

DEFENSE	NO.	AFC RANK	NFL RANK	NFL LEADER	NO.
Points Per Game	22.0	9	20	Chicago	13.4
Total Yards Per Game	341.9	10	22	Chicago	272.5
Yards Per Play	5.2	9t	18t	Minnesota	4.3
Rushing Yards Per Game	158.6	13	27	Chicago	82.9
Net Passing Yards Per Game	183.3	5	7	Kansas City	161.9

1988 KEY AWARDS

Pro Bowl (1): P Mike Horan. AP All-Pro (1): P Mike Horan (first team).

1988 NFL STANDINGS

AFC EAST

Team	W	L	T	Pct	PF	PA
y-Buffalo	12	4	0	.750	329	237
Indianapolis	9	7	0	.563	354	315
New England	9	7	0	.563	250	284
New York Jets	8	7	1	.531	372	354
Miami	6	10	0	.375	319	380

AFC CENTRAL

Team	W	L	T	Pct	PF	PA
*y-Cincinnati	12	4	0	.750	448	329
x-Cleveland	10	6	0	.625	304	288
x-Houston	10	6	0	.625	424	365
Pittsburgh	5	11	0	.313	336	421

AFC WEST

Team	W	L	T	Pct	PF	PA
y-Seattle	9	7	0	.563	339	329
Denver	8	8	0	.500	327	352
L.A. Raiders	7	9	0	.438	325	369
San Diego	6	10	0	.375	231	332
Kansas City	4	11	1	.281	254	320

NFC EAST

Team	W	L	T	Pct	PF	PA
y-Philadelphia	10	6	0	.625	379	319
New York Giants	10	6	0	.625	359	304
Washington	7	9	0	.438	345	387
Phoenix	7	9	0	.438	344	398
Dallas	3	13	0	.188	265	381

NFC CENTRAL

Team	W	L	T	Pct	PF	PA
*y-Chicago	12	4	0	.750	312	215
x-Minnesota	11	5	0	.688	406	233
Tampa Bay	5	11	0	.313	261	350
Detroit	4	12	0	.250	220	313
Green Bay	4	12	0	.250	240	315

NFC WEST

Team	W	L	T	Pct	PF	PA
y-San Francisco	10	6	0	.625	369	294
x-L.A. Rams	10	6	0	.625	407	293
New Orleans	10	6	0	.625	312	283
Atlanta	5	11	0	.313	244	315

x - Wild Card Qualifier; y - Division Title; * - Home-field Advantage

WILD CARD PLAYOFF GAMES

12/26 - Houston 24, at Cleveland 23
12/26 - at Minnesota 28, L.A. Rams 17

DIVISIONAL PLAYOFF GAMES

12/31 - at Cincinnati 21, Seattle 13
12/31 - at Chicago 20, Philadelphia 12
1/1 - at Buffalo 17, Houston 10
1/1 - at San Francisco 34, Minnesota 9

CONFERENCE CHAMPIONSHIPS

1/8 - at Cincinnati 21, Buffalo 10
1/8 - San Francisco 28, at Chicago 3

SUPER BOWL XXIII (MIAMI)

1/22 - San Francisco 20, Cincinnati 16

1987 FINAL STATISTICS (10-4-1)

Head Coach: Dan Reeves **AFC West: 1st** **Home Stadium:** Mile High Stadium

Date	W-L	Score	Opponent	Attendance	RUSHING	No.	Yds.	Avg.	Long	TD
Sept 13	W	40-17	Seattle	75,999	Winder	196	741	3.8	19	6
Sept 20	T	17-17	at Green Bay (OT)	67,500	Elway	66	304	4.6	29	4
Sept 28	Cancelled		at Cleveland		Lang	89	303	3.4	28	2
Oct 4	L	10-40	*Houston	38,494	Dudek	35	154	4.4	16	2
Oct 12	W	30-14	*L.A. Raiders	61,230	Willhite	26	141	5.4	29	0
Oct 18	W	26-17	*at Kansas City	20,296	Poole	28	126	4.5	19	1
Oct 26	L	27-34	at Minnesota	51,011	Sewell	19	83	4.4	17	2
Nov 1	W	34-0	Detroit	75,172	Caldwell	16	53	3.3	7	0
Nov 8	L	14-21	at Buffalo	63,698	Bell	13	43	3.3	11	0
Nov 16	W	31-29	Chicago	75,783	Nattiel	2	13	6.5	10	0
Nov 22	W	23-17	at L.A. Raiders	61,318	Micho	8	4	2.0	5	0
Nov 29	W	31-17	at San Diego	61,890	Boddie	3	7	2.3	4	1
Dec 6	W	31-20	New England	75,795	Karcher	9	3	0.3	8	0
Dec 13	L	21-28	at Seattle	61,759	Kubiak	1	3	3.0	3	0
Dec 19	W	20-17	Kansas City	75,053	May	2	-4	-2.0	-2	0
Dec 27	W	24-0	San Diego	37,500	V. Johnson	1	3	3.0	-3	0

**Replacement Games*

TEAM STATISTICS	Den	Opp	RECEIVING	No.	Yds.	Avg.	Long	TD
TOTAL FIRST DOWNS	331	277	V. Johnson	42	684	16.3	59t	7
Rushing	132	103	Nattiel	31	630	20.3	54	2
Passing	173	148	Kay	31	440	14.2	30	0
Penalty	26	26	M. Jackson	26	436	16.8	52	2

3RD DOWN: MADE/ATT	106/224	64/183	Payne	25	242	9.7	26t	2
3rd Down Pct.	47.3	35.0	Lang	17	130	7.6	29	2
4TH DOWN: MADE/ATT	6/13	5/12	Mobley	16	228	14.3	28	1
4th Down Pct.	46.2	41.7	Winder	14	74	5.3	13	1
TOTAL NET YARDS	5624	4843	Massie	13	244	18.8	39t	4
Avg. Per Game	374.9	320.9	Sewell	13	209	16.1	72t	1
Total Plays	1070	941	Watson	11	167	15.2	49	4
Avg. Per Play	5.3	5.1	Boddie	9	85	9.4	26	0

NET YARDS RUSHING	1970	2017	Willhite	9	25	2.8	6	0
Avg. Per Game	131.3	134.5	Dudek	7	41	5.9	19	0
Total Rushes	510	454	Swanson	6	87	14.5	35t	1
Avg. Per Rush	3.9	4.4	Andrews	4	53	13.3	20	0
NET YARDS PASSING	3654	2796	Brown	4	40	10.0	18	0
Avg. Per Game	243.6	186.4	Caldwell	4	34	8.5	14	0
Sacked/Yards Lost	30/220	31/244	Poole	1	9	9.0	9	0
Gross Yards	3874	3040	Bell	1	8	8.0	8	0
Att./Completions	530/285	456/261	Payne	1	8	8.0	8	0
Completion Pct.	53.8	57.2	BRONCOS OPPONENTS	285	3874	13.6	72t	24
Had Intercepted	19	28	BRONCOS OPPONENTS	261	3040	11.6	51t	15

Avg. Per Pass Play	6.9	6.1	INTERCEPTIONS	No.	Yds.	Avg.	Long	TD		
PUNTS/AVERAGE	65/39.9	75/42.1	Harden	4	85	21.3	32	0		
NET PUNTING AVG	31.6	33.5	Clark	3	105	35.0	50	0		
TOTAL RETURN YARDAGE	184	1954	Haynes	3	39	13.0	25	1		
Punt Returns/Average	48/10.1	34/12.5	Lilly	3	29	9.7	24	0		
Kickoff Returns/Average	46/20.7	61/19.1	Mecklenburg	3	23	7.7	16	0		
Intercept. Ret./Average	28/14.4	19/19.1	Robbins	3	9	3.0	9	0		
PENALTIES/YARDS	95/812	96/785	Ryan	2	7	2.3	5	0		
FUMBLES/BALL LOST	29/17	35/19	Hunley	2	64	32.0	52t	1		
TOUCHDOWNS	45	36	D. Smith	2	21	10.5	15	0		
Rushing	18	16	Lucas	1	11	11.0	11	0		
Passing	24	15	Dennison	1	10	10.0	10	0		
Returns	3	4	BRONCOS	28	403	14.4	52t	2		
Extra Points Made/Attempts	44/45	32/35	OPONENTS	19	362	19.1	103t	2		
Field Goals Made/Attempts	21/29	14/21	PUNTING	No.	Yds.	Avg.	TB	In20	Long	B
TOTAL POINTS	379	288	Giacommaro	18	757	42.1	1	4	50	0
			Horan	44	1807	41.1	5	11	61	2
			Elway	1	31	31.0	0	1	31	0

BRONCOS	65	2595	39.9	6	16	61	2
OPONENTS	75	3158	42.1	8	15	62	0
PUNT RETURNS	No.	FC	Yds.	Avg.	Long	TD	
Clark	18	1	233	12.9	71t	1	
Nattiel	12	1	73	6.1	14	0	
Swanson	9	1	132	14.8	33	0	
Willhite	4	1	22	5.5	9	0	
Harden	2	0	11	5.5	7	0	
Lilly	2	0	6	3.0	4	0	
V. Johnson	1	0	9	9.0	9	0	
BRONCOS	48	4	486	10.1	71t	1	
OPONENTS	34	7	424	12.5	85t	2	

KICKOFF RETURNS	No.	Yds.	Avg.	Long	TD
Bell	15	323	21.5	50	0
Swanson	9	234	26.0	50	0
V. Johnson	7	140	20.0	34	0
Lang	4	78	19.5	25	0
Nattiel	4	48	19.5	25	0
Brown	3	57	19.0	28	0
Clark	2	33	16.5	25	0
Ryan	2	9	4.5	9	0
BRONCOS	46	952	20.7	50	0
OPONENTS	61	1168	19.1	50	0

FIELD GOAL BREAKDOWN	1-19	20-29	30-39	40-49	50+	Total
Distance						
Karris	0/0	9/9	4/6	4/7	1/3	18/25
Clendenen	0/0	1/1	2/2	0/1	0/0	3/4
BRONCOS	0/0	10/10	6/6	4/8	1/3	21/29
OPONENTS	0/0	4/5	7/8	3/8	0/0	14/21

PASSING	Att.	Comp.	Yds.	Comp.%	Yd./Att.	TD	TD%	Int	Int%	LG	Sack/Lost	Rtg.
Elway	410	224	3198	54.6	7.80	19	4.6	12	2.9	72t	20/138	83.4
Karcher	102	56	628	54.9	6.16	5	4.9	4	3.9	49	5/45	73.5
Kubiak	7	3	25	42.9	3.57	0	0.0	2	28.6	17	2/14	13.1
May	6	0	0	0.0	0.00	0	0.0	0	0.0	0	0/0	0.0
McGuire	3	2	23	66.7	7.67	0	0.0	0	0.0	13	0/0	89.6
V. Johnson	1	0	0	0.0	0.00	0	0.0	0	0.0	0	0/0	39.6
Lang	1	0	0	0.0	0.00	0	0.0	0	0.0	0	1/7	39.6
Willhite	1	0	0	0.0	0.00	0	0.0	0	0.0	0	0/0	39.6
Sewell	0	0	0	—	—	0	0.0	0	0.0	0	0/0	39.6
BRONCOS	530	285	3874	53.8	7.31	24	4.5	19	3.6	72t	30/220	77.5
OPONENTS	456	261	3040	57.2	6.67	15	3.3	28	6.1	51t	31/224	62.9

SACKS: Jones 7, Mecklenburg 7, Fletcher 4, Kraegen 2, Lucas 2, Ryan 1.5, Tupper 1.5, Brooks 1, Hunley 1, Robbins 1, Townsend 1, Wilson 1, Bowyer 0.5, Woodard 0.5, **TOTAL 31.0**

1987 DEFENSIVE STATS

(based on coaches' film review)

	TT	UT	A	S-YDS	L-YDS	PD	FF	FR
1 Ryan	125	96	29	1.5-7	3-7	2	0	1
2 Hanley	104	67	37	1-3	2-94	4	1	0
3 Mecklenburg	97	81	16	7-47	3-23	4	2	1
4 Lilly	95	64	31	0-0	3-29	3	1	2
5 R. Jones	88	45	43	7-59	0-0	2	0	0
6 Harden	87	63	24	0-0	4-85	8	1	0
7 Kragen	78	48	30	2-3	0-0	1	0	0
8 Fletcher	70	49	21	4-30	0-0	0	0	1
9 Bowyer	61	41	20	0.5-1	0-0	2	0	0
10 Townsend	57	42	15	1-9	0-0	0	0	0
11 Robbins	51	45	16	1-14	3-9	5	0	0
12 Winn	40	28	12	0-0	0-0	1	1	1
13 Castille	38	35	3	0-0	0-0	1	0	0
14 Wilson	36	32	4	1-8	0-0	1	0	0
15 D. Smith	35	25	10	0-0	2-21	2	0	0
16 Dennison	30	22	8	0-0	1-10	3	1	0
17 Clark	28	15	13	0-0	3-105	3	0	0
18 Joiner	26	15	11	0-0	0-0	1	0	0
19 Tupper	22	18	4	1-0	0-0	0	0	0
20 E. Johnson	21	14	7	0-0	0-0	1	0	0
21 S. Bryan	20	14	6	0-0	0-0	0	0	0
R. Jackson	20	14	6	0-0	0-0	0	0	0
23 Lucas	15	11	4	2-18	1-11	1	0	1
24 Gilbert	14	6	8	0-0	0-0	1	1	1
25 Fitzhugh	12	11	1	0-0	0-0	1	0	0
26 Dodge	11	9	2	0-0	0-0	0	0	0
27 Woodard	10	6	4	0.5-10	0-0	0	0	0
28 Brooks	8	5	3	1-16	0-0	0	0	1
29 Rudolph	6	4	2	0-0	0-0	0	0	0
L. Jones	6	4	2	0-0	0-0	0	0	0
31 Knox	5	4	1	0-0	0-0	0	0	0
M. McLean	3	3	0	0-0	0-0	0	0	0
33 Lobenstein	3	3	0	0-0	0-0	0	0	0
34 Russell	2	2	0	0-0	0-0	0	0	0
M. Smith	2	1	1	0-0	0-0	0	0	0
36 D. Jones	2	1	1	0-0	0-0	0	0	0
MacDonald	1	0	1	0-0	0-0	0	0	0
38 Haynes	0	0	0	0-0	3-39	3	0	0
R. Munn	0	0	0	0-0	0-0	0	1	2
Plummer	0	0	0	0-0	0-0	0	1	0
TOTALS	1,330	943	387	31-225	28-403	51	10	13

1987 GAMES STARTED

OFFENSE

QB Elway, John	12
QB Karcher, Ken	3
RB Caldwell, Scott	1
RB Dudak, Joe	8
RB Lang, Gene	8
RB Whitlite, Gerald	3
RB Winder, Sammy	7
FB Bell, Ken	1
FB Micho, Bobby	3
WR Brown, Laron	1
WR Jackson, Mark	11
WR Johnson, Vance	9
WR Massie, Rick	9
WR Nattiel, Ricky	3
WR Swanson, Shane	2
WR Watson, Steve	1
TE Andrews, Mitch	3
TE Kay, Clarence	12
TE Mobley, Orson	4
C Bryan, Billy	4
C Lee, Larry	4
C Peavey, Jack	1
T Belcher, Kevin	1
T Kartz, Keith	3
T Lanier, Ken	12
T Studdard, Dave	14
G Ayers, John	12
G Bishop, Keith	5
G Hood, Winford	2
G Humphries, Stefan	7
G Jones, David	1
G/C Freeman, Mike	9

DEFENSE

DE Bowyer, Walt	4
DE Bryan, Steve	3
DE Gilbert, Freddie	3
DE Jones, Ron	12
DE Woodard, Ray	1
NT Townsend, Andre	11
NT Tupper, Jeff	3
NT/LB Kragen, Greg	9
LB Dodge, Kirk	1
LB Fletcher, Simon	11
LB Hanley, Ricky	12
LB Joiner, Tim	3
LB Lucas, Tim	3
LB Mecklenburg, Karl	12
LB Ryan, Jim	14
LB Winn, Bryant	3
CB Clark, Kevin	3
CB Harden, Mike	12
CB Haynes, Mark	12
CB Johnson, Earl	3
CB Rudolph, Martin	1
CB Wilson, Steve	5
S Fitzhugh, Steve	1
S Jackson, Roger	2
S Jones, Daryl	1
S Jones, Leonard	1
S Lilly, Tony	9
S Robbins, Randy	5
S Smith, Dennis	4

1987 COACHES

Dan Reeves (Head Coach), Marvin Bass (Special Assistant), Rubin Carter (Asst. Defensive Line), Joe Collier (Asst. Head Coach/Defense), Chan Gailey (Wide Receivers/Tight Ends), Alex Gibbs (Offensive Line), Stan Jones (Defensive Line), Al Miller (Strength/Conditioning), Myrel Moore (Linebackers), Nick Nicolau (Running Backs), Mike Nolan (Special Teams), Mike Shanahan (Off. Coordinator/QBs), Charlie West (Def. Backs).

1987 LEADERS / RANKINGS

INDIVIDUAL	PLAYER	NO.	AFC RANK	NFL RANK	NFL LEADER	NO.
Points	Karris	91	4	6	Andersen (NO)	121
Rushing Yards	Winder	741	5	11	White (LAR)	1,374
Passing Yards	Elway	3,198	3	4	Lomax (STL)	3,387
Passer Rating	Elway	83.4	7	12	Montana (SF)	102.1
Receiving Yards	V. Johnson	684	13	25	Smith (STL)	1,117
Receptions	V. Johnson	42	23†	38†	Smith (STL)	91
Interceptions	Harden	4	6†	15†	Wilburn (WAS)	9
Sacks	R. Jones	7	10†	25†	White (PHI)	21

OFFENSE	NO.	AFC RANK	NFL RANK	NFL LEADER	NO.
Points Per Game	25.3	2	4†	San Francisco	30.6
Total Yards Per Game	374.9	1	2	San Francisco	399.1
Yards Per Play	5.3	2†	4†	San Francisco	5.7
Rushing Yards Per Game	131.3	6	12	San Francisco	139.8
Net Passing Yards Per Game	243.6	2	3	Miami	258.4

DEFENSE	NO.	AFC RANK	NFL RANK	NFL LEADER	NO.
Points Per Game	19.2	3	7	Indianapolis	15.9
Total Yards Per Game	320.9	5	9	San Francisco	273.0
Yards Per Play	5.1	9†	19†	Chicago	4.3
Rushing Yards Per Game	134.5	9	20	Chicago	94.2
Net Passing Yards Per Game	186.4	4	5	San Francisco	165.6

1987 KEY AWARDS

Pro Bowl (3): G Keith Bishop, QB John Elway, LB Karl Mecklenburg.
AP All-Pro (2): G John Elway (second team), LB Karl Mecklenburg (second team).
AP NFL MVP: QB John Elway.

1987 NFL STANDINGS

AFC EAST

Team	W	L	T	Pct	PF	PA
y-Indianapolis	9	6	0	.600	300	238
New England	8	7	0	.533	320	293
Miami	8	7	0	.533	362	335
Buffalo	7	8	0	.467	270	305
New York Jets	6	9	0	.400	334	360

AFC CENTRAL

Team	W	L	T	Pct	PF	PA
y-Cleveland	10	5	0	.667	390	239
x-Houston	9	6	0	.600	345	349
Pittsburgh	8	7	0	.533	285	299
Cincinnati	4	11	0	.267	285	370

AFC WEST

Team	W	L	T	Pct	PF	PA
*y-Denver	10	4	1	.700	379	288
x-Seattle	9	6	0	.600	371	314
San Diego	8	7	0	.533	253	317
L.A. Raiders	5	10	0	.333	301	289
Kansas City	4	11	0	.267	273	388

NFC EAST

Team	W	L	T	Pct	PF	PA
y-Washington	11	4	0	.733	379	285
Dallas	7	8	0	.467	340	348
St. Louis	7	8	0	.467	362	368
Philadelphia	7	8	0	.467	337	380
New York Giants	6	9	0	.400	280	312

NFC CENTRAL

Team	W	L	T	Pct	PF	PA
y-Chicago	11	4	0	.733	356	282
x-Minnesota	8	7	0	.533	336	335
Green Bay	5	9	1	.367	255	300
Tampa Bay	4	11	0	.267	286	360
Detroit	4	11	0	.267	269	384

NFC WEST

Team	W	L	T	Pct	PF	PA
*y-San Francisco	13	2	0	.867	459	253
x-New Orleans	12	3	0	.800	422	283
L.A. Rams	6	9	0	.400	317	361
Atlanta	3	12	0	.200	205	436

x - Playoffs; y - Division Title; * - Home-field Advantage

WILD CARD PLAYOFF GAMES

1/3 - at Houston 23, Seattle 20 (OT)
 1/3 - Minnesota 44, at New Orleans 10

DIVISIONAL PLAYOFF GAMES

1/9 - at Cleveland 38, Indianapolis 21
 1/9 - Minnesota 36, at San Francisco 24
 1/10 - at Denver 34, Houston 10
 1/10 - Washington 21, at Chicago 17

CONFERENCE CHAMPIONSHIPS

1/17 - at Denver 38, Cleveland 33
 1/17 - at Washington 17, Minnesota 10

SUPER BOWL XXII (SAN DIEGO)

1/31 - Washington 42, Denver 10

1986 FINAL STATISTICS (11-5)

Head Coach: Dan Reeves AFC West: 1st Home Stadium: Mile High Stadium

Date	W-L	Score	Opponent	Attendance	RUSHING	No.	Yds.	Avg.	Long	TD
Sept 7	W	38-38	L.A. Raiders	75,895	Winder	240	789	3.3	31	9
Sept 15	W	21-10	at Pittsburgh	57,305	Willhite	85	365	4.3	42	5
Sept 21	W	33-7	at Philadelphia	63,839	Elway	52	257	4.9	24	1
Sept 28	W	27-20	New England	75,804	Sewell	23	123	5.3	15	1
Oct 5	W	29-14	Dallas	76,082	Lang	29	94	3.2	14	1
Oct 12	W	31-14	at San Diego	55,662	Kubiak	6	22	3.7	10	0
Oct 20	L	10-22	at New York Jets	73,759	Bell	9	17	1.9	12	0
Oct 26	W	20-13	Seattle	76,089	Johnson	5	15	3.0	6	0
Nov 2	W	21-10	at L.A. Raiders	90,153	M. Jackson	2	6	3.0	5	0
Nov 9	L	3-9	San Diego	75,012	Boddie	1	2	2.0	2	0
Nov 16	W	38-17	Kansas City	75,745	Horan	1	0	0.0	0	0
Nov 23	L	16-19	at New York Giants	75,116	Mobley	1	-1	-1.0	-1	0
Nov 30	W	34-28	Cincinnati	58,705	Norman	1	-11	-11.0	-11	0
Dec 7	L	10-37	at Kansas City	47,019	BRONCOS	455	1678	3.7	42	17
Dec 13	W	31-30	Washington	75,905	OPPONENTS	432	1651	3.8	60	13
Dec 20	L	16-41	at Seattle	63,697						

TEAM STATISTICS		Den	Opp	RECEIVING		No.	Yds.	Avg.	Long	TD	
TOTAL FIRST DOWNS		319	291	Willhite	64	529	8.3	34	3		
Rushing		94	93	Watson	45	699	15.5	46	3		
Passing		184	177	M. Jackson	38	738	19.4	53	1		
Penalty		41	21	Johnson	31	363	11.7	34	2		
3RD DOWN: MADE/ATT		92/222	75/222	Winder	26	171	6.6	20	5		
3rd Down Pct.		41.4	33.8	Sewell	23	294	12.8	40	1		
4TH Down: Made/Att		2/5	7/15	Mobley	22	332	15.1	32	1		
4th Down Pct.		40.0	46.7	Sampson	21	259	12.3	43	0		
TOTAL NET YARDS		5216	4947	Kay	15	195	13.0	34	1		
Avg. Per Game		326.0	309.2	Lang	13	105	8.1	26	2		
Total Plays		1042	1026	Hackett	3	48	16.0	19	0		
Avg. Per Play		5.0	4.8	Bell	2	10	5.0	7	0		
NET YARDS RUSHING		1678	1651	Wilson	1	43	43.0	43	1		
Avg. Per Game		104.9	103.2	Elway	1	23	23.0	23	1		
Total Rushes		455	432	Studdard	1	2	2.0	2	1		
Avg. Per Rush		3.7	3.8	BRONCOS	306	3811	12.5	53	22		
NET YARDS PASSING		3538	3296	OPPONENTS	301	3755	12.5	57	21		
Avg. Per Game		221.1	206.0								
Sacked/Yards Lost		38/273	49/459	INTERCEPTIONS		No.	Yds.	Avg.	Long	TD	
Gross Yards		3811	3755	Harden	6	179	29.8	52	2		
Att./Completions		549/306	545/301	Wright	3	56	18.7	56	0		
Completion Pct.		55.7	55.2	Lilly	3	22	7.3	15	0		
Had Intercepted		16	18	Foley	2	39	19.5	24	0		
Avg. Per Pass Play		6.0	5.5	Hunley	1	22	22.0	22	0		
PUNTS/AVERAGE		86/39.3	86/42.9	Dennison	1	5	5.0	5	0		
NET PUNTING AVG		33.0	34.2	Smith	1	0	0.0	0	0		
TOTAL RETURN YARDAGE		1964	2024	Wilson	1	-5	-5.0	-5	0		
Punt Returns/Average		48/11.5	40/9.1	BRONCOS	18	318	17.7	56	2		
Kickoff Returns/Average		53/20.6	65/20.0	OPPONENTS	16	363	22.7	78	2		
Intercept. Ret./Average		18/17.7	16/22.7								
PENALTIES/YARDS		104/910	127/1034	PUNTING		No.	Yds.	Avg.	TB	In20	B
FUMBLES/BALL LOSS		24/13	32/17	Weil	34	1344	39.5	3	5	55	0
TOUCHDOWNS		45	36	Norman	30	1168	38.9	4	2	57	1
Rushing		22	13	Horan	21	864	41.1	2	8	50	0
Passing		25	21	BRONCOS	86	3376	39.3	9	15	57	1
Returns		6	2	OPPONENTS	86	3689	42.9	10	17	59	0
Extra Points Made/Attempts		44/45	35/36								
Field Goals Made/Attempts		20/28	24/32	PUNT RETURNS		No.	FC	Yds.	Avg.	Long	TD
TOTAL POINTS		378	327	Willhite	42	8	468	11.1	70	1	
				Johnson	3	0	36	12.0	19	0	
				M. Jackson	2	0	7	3.5	6	0	
				Harden	1	0	41	41.0	41	1	
				BRONCOS	48	8	552	11.5	70	2	
				OPPONENTS	40	16	362	9.1	30	0	

SCORE BY PERIODS		1	2	3	4	OT	Total
BRONCOS		69	131	89	89	0	378
OPPONENTS		58	92	61	116	0	327

SCORING	TD	Ru	Pa	Rt	PAT	FG	S	PTS
Karlis	0	0	0	0	44/45	20/28	0	104
Winder	14	9	5	0	0/0	0/0	0	84
Willhite	9	5	3	1	0/0	0/0	0	54
Lang	3	1	2	0	0/0	0/0	0	18
Harden	3	0	0	3	0/0	0/0	0	18
Watson	3	0	3	0	0/0	0/0	0	18
Elway	2	1	1	0	0/0	0/0	0	12
Sewell	2	1	1	0	0/0	0/0	0	12
Johnson	2	0	2	0	0/0	0/0	0	12
Townsend	1	0	1	0	0/0	0/0	0	6
Studdard	1	0	1	0	0/0	0/0	0	6
M. Jackson	1	0	1	0	0/0	0/0	0	6
Wilson	1	0	1	0	0/0	0/0	0	6
Woodard	1	0	0	1	0/0	0/0	0	6
Kay	1	0	1	0	0/0	0/0	0	6
Mobley	1	0	1	0	0/0	0/0	0	6
Jones	0	0	0	0	0/0	0/0	1	2
TEAM	0	0	0	0	0/0	0/0	1	2
BRONCOS	45	17	22	6	44/45	20/28	2	378
OPPONENTS	36	13	21	2	35/36	24/32	0	327

PASSING	Att.	Comp.	Yds.	Comp. %	Yd./Att.	TD	TD%	Int	Int%	LG	Sack/Lost	Rtg.
Elway	504	280	3485	55.6	6.91	19	3.8	13	2.6	53	32/233	79.0
Kubiak	38	23	249	60.5	6.55	1	2.6	3	7.9	26	3/23	55.7
Willhite	4	1	11	25.0	2.75	0	0.0	0	0.0	11	0/0	39.6
Norman	1	1	43	100.0	43.00	1	100.0	0	0.0	43	0/0	158.3
Sewell	1	1	23	100.0	23.00	1	100.0	0	0.0	23	3/17	158.3
Johnson	1	0	0	0.0	0.00	0	0.0	0	0.0	0	0/0	39.5
BRONCOS	549	306	3811	55.7	6.94	22	4.0	16	2.9	53	38/273	78.7
OPPONENTS	545	301	3755	55.2	6.89	21	3.9	18	3.3	57	49/459	75.9

FIELD GOAL BREAKDOWN		1-19	20-29	30-39	40-49	50+	Total
Distance		0/0	3/4	8/8	8/14	1/2	20/28
Karlis		0/0	3/4	8/8	8/14	1/2	20/28
OPPONENTS		0/0	4/5	9/10	10/14	1/3	21/17

SACKS: Jones 13.5, Mecklenburg 9.5, Fletcher 5.5, Gilbert 4, Robbins 4, Woodard 3, Townsend 2.5, D. Smith 1, Ryan 1, Dennison 1, Comeaux 1, Lilly 1, T. Jackson 0.5, Hunley 0.5, Team 1, **TOTAL 49.0**

1986 DEFENSIVE STATS

(based on coaches' film review)

	TT	UT	A	S-YDS	I-YDS	PD	FF	FR
1 Hunley	164	99	65	0.5-0	1-22	2	2	1
2 Mecklenburg	127	83	44	9.5-96	0-0	3	1	1
3 Jones	96	52	44	13.5-152	0-0	5	1	1
4 Woodard	93	63	30	3-23	0-0	2	3	1
5 Foley	92	56	36	0-0	2-39	4	0	1
6 Ryan	91	58	33	1-5	0-0	0	1	0
7 Smith	88	66	22	1-9	1-10	12	2	1
8 Lilly	82	45	37	1-16	3-22	10	0	0
9 Wright	77	59	18	0-0	3-56	9	0	1
10 Harden	75	64	11	0-0	6-179	9	1	0
11 Townsend	70	42	28	2.5-33	0-0	0	0	1
12 Kragen	60	29	31	0-0	0-0	1	0	1
13 T. Jackson	58	45	13	0.5-0	0-0	1	1	0
14 Wilson	56	44	12	0-0	1-5	8	0	0
15 Robbins	48	40	8	4-51	0-0	6	1	2
16 Fletcher	43	26	17	5.5-41	0-0	2	0	2
17 Dennison	30	21	9	1-8	1-5	1	1	0
18 Haynes	26	16	10	0-0	0-0	1	1	0
19 Colorito	18	11	7	0-0	0-0	0	0	2
20 Gilbert	17	13	4	4-45	0-0	0	0	0
Carter	17	11	6	0-0	0-0	0	0	0
22 Hunter	3	2	1	0-0	0-0	1	0	0
23 Comeaux	1	1	0	1-9	0-0	0	2	1
TOTALS	1,432	946	486	48-488	18-318	77	17	16

1986 GAMES STARTED

OFFENSE		DEFENSE	
QB Elway, John	16	DE Jones, Rulon	16
RB Lang, Gene	2	DE Townsend, Andre	16
RB Sewell, Steve	2	NT Carter, Ruben	2
RB Willhite, Gerald	12	NT Kragen, Greg	14
RB Winder, Sammy	15	LB Dennison, Rick	2
WR Jackson, Mark	1	LB Fletcher, Simon	2
WR Johnson, Vance	7	LB Hunley, Ricky	15
WR Sampson, Clint	5	LB Jackson, Tom	14
WR Watson, Steve	16	LB Mecklenburg, Karl	16
TE Hackett, Joey	4	LB Ryan, Jim	14
TE Kay, Clarence	12	LB Woodard, Ken	1
TE Mobley, Orson	3	CB Harden, Mike	16
C Bryan, Billy	16	CB Wright, Louis	16
T Lanier, Ken	16	S Foley, Steve	15
T Studdard, Dave	15	S Lilly, Tony	1
G Bishop, Keith	14	S Robbins, Randy	2
G Cooper, Mark	5	S Smith, Dennis	14
G Hood, Winford	2		
G Howard, Paul	13		

1986 COACHES

Dan Reeves (Head Coach), **Marvin Bass** (Special Assistant), **Joe Collier** (Asst. Head Coach/Defense), **Chan Gailey** (Special Teams/Tight Ends), **Alex Gibbs** (Offensive Line), **Stan Jones** (Defensive Line), **Al Miller** (Strength/Conditioning), **Myrel Moore** (Linebackers), **Nick Nicolau** (Running Backs), **Mike Shanahan** (Off. Coordinator/Quarterbacks and Wide Receivers), **Charlie West** (Def. Backs).

1986 LEADERS / RANKINGS

INDIVIDUAL	PLAYER	NO.	AFC RANK	NFL RANK	NFL LEADER	NO.
Points	Karlis	104	3	8	Franklin (NE)	140
Rushing Yards	Winder	789	7	17	Dickerson (Rams)	1,821
Passing Yards	Elway	3,485	7	9	Marino (MIA)	4,746
Passer Rating	Elway	79.0	9	11	Kramer (MIN)	92.6
Receiving Yards	M. Jackson	738	20	35	Rice (SF)	1,570
Receptions	Willhite	64	12t	19t	Christensen (Raid.)	95
Interceptions	Harden	6	5t	11t	Lott (SF)	10
Sacks	R. Jones	13.5	4	8	Taylor (NYG)	20.5

OFFENSE	NO.	AFC RANK	NFL RANK	NFL LEADER	NO.
Points Per Game	23.6	5	6	Miami	26.9
Total Yards Per Game	326.0	9	15	Cincinnati	405.6
Yards Per Play	5.0	6t	11t	Miami	6.3
Rushing Yards Per Game	104.9	7	20	Chicago	168.8
Net Passing Yards Per Game	221.1	7	10	Miami	298.7

DEFENSE	NO.	AFC RANK	NFL RANK	NFL LEADER	NO.
Points Per Game	20.4	5	15	Chicago	11.7
Total Yards Per Game	309.2	3	9	Chicago	258.1
Yards Per Play	4.8	1t	5t	Chicago	4.1
Rushing Yards Per Game	103.2	1	5	New York Giants	80.3
Net Passing Yards Per Game	206.0	7	16	St. Louis	164.8

1986 KEY AWARDS

Pro Bowl (6): G Keith Bishop, QB John Elway, DE Rulon Jones, LB Karl Mecklenburg, S Dennis Smith, RB Sammy Winder. **AP All-Pro (2):** DE Rulon Jones (first team), LB Karl Mecklenburg (first team). **Football News AFC Player of the Year:** LB Karl Mecklenburg. **UPI AFC Defensive Player of the Year:** DE Rulon Jones.

1986 NFL STANDINGS

AFC EAST

Team	W	L	T	Pct	PF	PA
y-New England	11	5	0	.688	412	307
x-New York Jets	10	6	0	.625	364	386
Miami	8	8	0	.500	430	405
Buffalo	4	12	0	.250	287	348
Indianapolis	3	13	0	.188	229	400

AFC CENTRAL

Team	W	L	T	Pct	PF	PA
*y-Cleveland	12	4	0	.750	391	310
Cincinnati	10	6	0	.625	409	394
Pittsburgh	6	10	0	.375	307	336
Houston	5	11	0	.313	274	329

AFC WEST

Team	W	L	T	Pct	PF	PA
y-Denver	11	5	0	.688	378	327
x-Kansas City	10	6	0	.625	358	326
Seattle	10	6	0	.625	366	293
L.A. Raiders	8	8	0	.500	323	346
San Diego	4	12	0	.250	335	396

NFC EAST

Team	W	L	T	Pct	PF	PA
*y-New York Giants	14	2	0	.875	371	236
x-Washington	12	4	0	.750	368	296
Dallas	7	9	0	.438	346	337
Philadelphia	5	10	1	.344	256	312
St. Louis	4	11	1	.281	218	351

NFC CENTRAL

Team	W	L	T	Pct	PF	PA
y-Chicago	14	2	0	.875	352	187
Minnesota	9	7	0	.563	398	273
Detroit	5	11	0	.313	277	326
Green Bay	4	12	0	.250	254	418
Tampa Bay	2	14	0	.125	239	473

NFC WEST

Team	W	L	T	Pct	PF	PA
y-San Francisco	10	5	1	.656	374	247
x-L.A. Rams	10	6	0	.625	309	267
Atlanta	7	8	1	.469	280	280
New Orleans	7	9	0	.438	288	287

x - Playoffs; y - Division Title; * - Home-field Advantage

WILD CARD PLAYOFF GAMES

12/28 - at New York Jets 35, Kansas City 15

12/28 - at Washington 19, L.A Rams 7

DIVISIONAL PLAYOFF GAMES

1/3 - at Cleveland 23, New York Jets 20 (OT)

1/3 - Washington 27, at Chicago 13

1/4 - at Denver 22, New England 17

1/4 - at New York Giants 49, San Francisco 3

CONFERENCE CHAMPIONSHIPS

1/11 - Denver 23, at Cleveland 20 (OT)

1/11 - at New York Giants 17, Washington 0

SUPER BOWL XXI (PASADENA, CALIF.)

1/25 - New York Giants 39, Denver 20

1985 FINAL STATISTICS (11-5)

Head Coach: Dan Reeves AFC West: 2nd Home Stadium: Mile High Stadium

Date	W-L	Score	Opponent	Attendance	RUSHING	No.	Yds.	Avg.	Long	TD
Sept 8	L	16-20	at L.A. Rams	52,522	Winder	199	714	3.6	42	8
Sept 15	W	34-23	New Orleans	74,488	Lang	84	318	3.8	26	5
Sept 22	W	44-28	at Atlanta	37,903	Sewell	82	275	3.4	16	4
Sept 29	L	26-30	Miami	73,614	Elway	50	253	5.1	22	0
Oct 6	W	31-20	Houston	74,699	Willhite	66	237	3.6	14	0
Oct 13	W	15-10	at Indianapolis	60,128	V. Johnson	10	36	3.6	14	0
Oct 20	W	13-10	Seattle (OT)	74,899	Poole	4	12	3.0	6	0
Oct 27	W	30-10	at Kansas City	68,248	Kubiak	1	6	6.0	6	0
Nov 3	L	10-30	at San Diego	57,312	Norman	1	0	0.0	0	0
Nov 11	W	17-16	San Francisco	73,173	BRONCOS	497	1851	3.7	42	20
Nov 17	W	30-24	San Diego (OT)	74,376	OPPONENTS	475	1973	4.2	61	10
Nov 24	L	28-31	at L.A. Raiders (OT)	63,161	RECEIVING	No.	Yds.	Avg.	Long	TD
Dec 1	W	31-23	at Pittsburgh	56,797	Watson	61	915	15.0	60	5
Dec 8	L	14-17	L.A. Raiders (OT)	75,042	V. Johnson	51	721	14.1	63t	3
Dec 14	W	14-13	Kansas City	69,209	Willhite	35	297	8.5	21	1
Dec 20	W	27-24	at Seattle	56,283	Winder	31	197	6.4	24	0

TEAM STATISTICS		Den	Opp
TOTAL FIRST DOWNS		339	290
Rushing	113	103	
Passing	192	168	
Penalty	34	19	
3RD DOWN: MADE/ATT	102/252	74/230	
3rd Down Pct.	40.5	32.2	
4TH DOWN: MADE/ATT	6/10	8/20	
4th Down Pct.	60.0	40.0	
TOTAL NET YARDS	5496	5179	
Avg. Per Game	343.5	323.7	
Total Plays	1152	1069	
Avg. Per Play	4.8	4.8	
NET YARDS RUSHING	1851	1973	
Avg. Per Game	115.7	123.3	
Total Rushes	497	475	
Avg. Per Rush	3.7	4.2	
NET YARDS PASSING	3645	3206	
Avg. Per Game	227.8	200.4	
Sacked/Yards Lost	38/307	47/378	
Gross Yards	3952	3584	
Att./Completions	617/329	547/277	
Completion Pct.	53.3	50.6	
Had Intercepted	23	24	
Avg. Per Pass Play	5.6	5.4	
PUNTS/AVERAGE	94/40.0	94/41.1	
NET PUNTING AVG	34.0	34.3	
TOTAL RETURN YARDAGE	1920	2003	
Punt Returns/Average	46/9.3	36/8.6	
Kickoff Returns/Average	52/23.1	64/21.0	
Intercept. Ret./Average	24/12.1	23/14.4	
PENALTIES/YARDS	85/677	91/953	
FUMBLES/BALL LOST	24/8	22/12	
TOUCHDOWNS	45	35	
Rushing	20	10	
Passing	23	22	
Returns	2	3	
Extra Points Made/Attempts	41/44	35/36	
Field Goals Made/Attempts	23/28	26/33	
TOTAL POINTS	380	329	

INTERCEPTIONS		No.	Yds.	Avg.	Long	TD
Harden	5	100	20.0	42t	1	
L. Wright	5	44	8.8	24	0	
Foley	3	47	15.7	29	0	
D. Smith	3	46	15.3	39	0	
Wilson	3	8	2.7	8	0	
Lilly	2	4	2.0	4	0	
Hunter	1	20	20.0	20	0	
Woodard	1	18	18.0	18	0	
Robbins	1	3	3.0	3	0	
BRONCOS	24	290	12.1	42t	1	
OPPONENTS	23	332	14.4	69t	2	

PUNTING		No.	Yds.	Avg.	TB	In20	Long	B
Norman	92	3764	40.9	12	16	61	—	
Team	2	0	0.0	0	0	0	—	
BRONCOS	94	3764	40.0	12	16	61	2	
OPPONENTS	94	3868	41.1	11	19	68	2	

PUNT RETURNS		No.	FC	Yds.	Avg.	Long	TD
V. Johnson	30	6	260	8.7	38	0	
Willhite	16	5	169	10.6	18	0	
BRONCOS	46	11	429	9.3	38	0	
OPPONENTS	38	17	325	8.6	30	0	

KICKOFF RETURNS		No.	Yds.	Avg.	Long	TD
V. Johnson	30	740	24.7	39	0	
Lang	17	361	21.2	33	0	
Willhite	2	40	20.0	20	0	
Hunter	2	33	16.5	18	0	
Sewell	1	29	29.0	29	0	
BRONCOS	52	1203	23.1	39	0	
OPPONENTS	64	1346	21.0	98t	1	

FIELD GOAL BREAKDOWN		Distance	1-19	20-29	30-39	40-49	50+	Total
Karlis	2/2	7/9	6/11	8/11	0/5	23/38		
OPPONENTS	1/1	11/11	10/10	3/8	1/3	26/33		

KARLIS: (24G) (43G,48G) (42G,25G,47G) (43G, 34G) (37G,51N,51N) (43N,32G,30G,18G,28N) (33N,52N,56N,45G,24G) (24G,23G,19G) (38N,50N,36G) (48N,24G) (28N,34G) (49N) (42G,39N) (35N) () (25G,34N,43G)

SACKS: Mecklenburg 13, Jones 10, Chavou 6, Townsend 5, D. Smith 4, Woodard 3, Kragen 2, Fletcher 1, Carter 1, Harden 1, Ryan 1, **TOTAL 47.0**

PASSING	Att.	Comp.	Yds.	Comp.%	Yd./Att.	TD	TD%	Int	Int%	LG	Sack/Lost	Rtg.
Elway	605	327	3891	54.0	6.43	22	3.6	23	3.8	65t	38/307	70.0
Kubiak	5	2	61	40.0	12.20	1	20.0	0	0.0	54t	0/0	125.7
Willhite	3	0	0	0.0	0.00	0	0.0	0	0.0	0	0/0	39.5
Norman	1	0	0	0.0	0.00	0	0.0	0	0.0	0	0/0	39.5
Winder	1	0	0	0.0	0.00	0	0.0	0	0.0	0	0/0	39.5
Sewell	1	0	0	0.0	0.00	0	0.0	0	0.0	0	0/0	39.5
V. Johnson	1	0	0	0.0	0.00	0	0.0	0	0.0	0	0/0	39.5
BRONCOS	617	329	3952	53.3	6.41	23	3.7	23	3.7	65t	38/307	70.0
OPPONENTS	547	277	3584	50.6	6.55	22	4.0	24	4.4	73	47/378	66.5

1985 DEFENSIVE STATS

(based on unofficial press box statistics)

	TT	UT	A	S-YDS	I-YDS	PD	FF	FR
1 Harden	82	72	10	1-11	5-100	18	0	2
2 Busick	81	64	17	0-0	0-0	2	0	1
3 Woodard	79	70	9	3-32	1-18	3	0	0
4 Jones	68	58	10	10-84	0-0	1	1	3
5 Lilly	67	54	13	0-0	2-4	4	1	1
6 Smith	66	54	12	4-27	3-46	17	1	0
7 Mecklenburg	65	60	5	13-103	0-0	4	5	1
8 Ryan	58	52	6	1-8	0-0	3	0	0
9 Foley	48	38	10	0-0	3-47	7	0	0
10 Carter	47	39	8	1-7	0-0	1	1	0
11 L. Wright	44	41	3	0-0	5-44	15	0	1
12 Townsend	30	27	3	5-46	0-0	3	0	0
13 Chavous	29	23	6	6-34	0-0	0	0	2
14 T. Jackson	28	19	9	0-0	0-0	1	0	0
15 Dennison	25	22	3	0-0	0-0	0	1	0
Wilson	25	22	3	0-0	3-8	12	0	1
17 Hunter	23	19	4	0-0	1-20	1	0	0
18 Hunley	19	18	1	0-0	0-0	2	0	0
19 Fletcher	17	12	5	1-11	0-0	0	0	0
20 Robbins	16	16	0	0-0	1-3	4	0	0
21 Kragen	13	11	2	2-15	0-0	0	0	0
22 Comeaux	6	6	0	0-0	0-0	0	0	0
TOTALS	936	797	139	47-378	24-290	98	10	12

1985 GAMES STARTED

OFFENSE		DEFENSE	
QB Elway, John	16	DE Chavous, Barney	15
RB Lang, Gene	2	DE Jones, Rulon	16
RB Sewell, Steve	2	DE Townsend, Andre	1
RB Willhite, Gerald	4	NT Carter, Ruben	16
RB Winder, Sammy	12	NT Kragen, Greg	1
WR Johnson, Butch	7	LB Busick, Steve	16
WR Johnson, Vance	8	LB Dennison, Rick	7
WR Watson, Steve	15	LB Fletcher, Simon	1
TE Barber, Mike	1	LB Hunley, Ricky	2
TE Kay, Clarence	16	LB Jackson, Tom	5
TE Wright, James	18	LB Mecklenburg, Karl	9
C Bryan, Billy	16	LB Ryan, Jim	14
T/TE Cooper, Mark	2	LB Woodard, Ken	9
T Lanier, Ken	16	CB/S Harden, Mike	16
T Studdard, Dave	15	CB Wilson, Steve	4
G Bishop, Keith	14	CB Wright, Louis	15
G Hood, Winford	3	S Foley, Steve	11
G Howard, Paul	15	S Lilly, Tony	5
		S Robbins, Randy	1
		S Smith, Dennis	12

1985 COACHES

Dan Reeves (Head Coach), Marvin Bass (Special Assistant), Joe Collier (Asst. Head Coach/Defense), Chan Gailey (Special Teams/Defensive Asst.), Alex Gibbs (Head Offensive Line), Stan Jones (Defensive Line), Al Miller (Strength/Conditioning), Myrel Moore (Linebackers), Nick Nicolau (Running Backs), Mike Shanahan (Offensive Coordinator/Quarterbacks and Wide Receivers), Doc Ulrich (Tight Ends/Asst. Offensive Line), Charlie West (Defensive Backs).

1985 LEADERS / RANKINGS

INDIVIDUAL	PLAYER	NO.	AFC RANK	NFL RANK	NFL LEADER	NO.
Points	Karlis	110	6	8	Butler (CHI)	144
Rushing Yards	Winder	714	14	27	Allen (Raid.)	1,759
Passing Yards	Elway	3,891	2	2	Marino (MIA)	4,137
Passer Rating	Elway	70.2	8	17	O'Brien (NYJ)	96.2
Receiving Yards	Watson	915	14	22	Largent (SEA)	1,287
Receptions	Watson	61	14	24	Craig (SF)	92
Interceptions	Harden/L. Wright	5	12t	21t	Walls (DAL)	9
Sacks	Mecklenburg	13	4	8t	Dent (CHI)	17

OFFENSE	NO.	AFC RANK	NFL RANK	NFL LEADER	NO.
Points Per Game	23.8	4	7	San Diego	29.2
Total Yards Per Game	343.5	6	10	San Diego	408.4
Yards Per Play	4.8	11	20	San Diego	5.9
Rushing Yards Per Game	115.7	8	16	Chicago	172.6
Net Passing Yards Per Game	227.8	4	6	San Diego	304.4

DEFENSE	NO.	AFC RANK	NFL RANK	NFL LEADER	NO.
Points Per Game	20.6	7	13	Chicago	12.4
Total Yards Per Game	323.7	7	13	Chicago	258.4
Yards Per Play	4.8	5t	9t	New York Giants	4.2
Rushing Yards Per Game	123.3	7	13	Chicago	82.4
Net Passing Yards Per Game	200.4	6	14	Washington	171.6

1985 KEY AWARDS

Pro Bowl (4): DE Rulon Jones, LB Karl Mecklenburg, S Dennis Smith, CB Louis Wright. **AP All-Pro (2):** DE Rulon Jones (second team), LB Karl Mecklenburg (first team).

AFC EAST

Team	W	L	T	Pct	PF	PA
y-Miami	12	4	0	.750	428	320
x-New York Jets	11	5	0	.688	393	264
x-New England	11	5	0	.688	362	290
Indianapolis	5	11	0	.313	320	386
Buffalo	2	14	0	.125	200	381

AFC CENTRAL

Team	W	L	T	Pct	PF	PA
y-Cleveland	8	8	0	.500	287	294
Cincinnati	7	9	0	.438	441	437
Pittsburgh	7	9	0	.438	379	355
Houston	5	11	0	.313	284	412

AFC WEST

Team	W	L	T	Pct	PF	PA
*y-L.A. Raiders	12	4	0	.750	354	308
Denver	11	5	0	.688	380	329
Seattle	8	8	0	.500	349	303
San Diego	8	8	0	.500	467	435
Kansas City	6	10	0	.375	317	360

NFC EAST

Team	W	L	T	Pct	PF	PA
y-Dallas	10	6	0	.625	357	333
x-New York Giants	10	6	0	.625	399	283
Washington	10	6	0	.625	297	312
Philadelphia	7	9	0	.438	286	310
St. Louis	5	11	0	.313	278	414

NFC CENTRAL

Team	W	L	T	Pct	PF	PA
*y-Chicago	15	1	0	.938	456	198
Green Bay	8	8	0	.500	337	355
Minnesota	7	9	0	.438	346	359
Detroit	7	9	0	.438	307	366
Tampa Bay	2	14	0	.125	294	448

NFC WEST

Team	W	L	T	Pct	PF	PA
y-L.A. Rams	11	5	0	.688	340	277
x-San Francisco	10	6	0	.625	411	263
New Orleans	5	11	0	.313	294	401
Atlanta	4	12	0	.250	282	452

x - Wild Card Qualifier; y - Division Title; * - Home-field Advantage

WILD CARD PLAYOFF GAMES

12/28 - New England 26, at New York Jets 14
12/29 - at New York Giants 17, San Francisco 3

DIVISIONAL PLAYOFF GAMES

1/4 - at Miami 24, Cleveland 21
1/4 - at L.A. Rams 20, Dallas 0
1/5 - New England 27, at L.A. Raiders 20
1/5 - at Chicago 21, New York Giants 0

CONFERENCE CHAMPIONSHIPS

1/12 - New England 31, at Miami 14
1/12 - at Chicago 24, L.A. Rams 0

SUPER BOWL XX (NEW ORLEANS)

1/26 - Chicago 46, New England 10

1984 FINAL STATISTICS (13-3)

Head Coach: Dan Reeves **AFC West: 1st** **Home Stadium:** Mile High Stadium

Date	W-L	Score	Opponent	Attendance	RUSHING	No.	Yds.	Avg.	Long	TD
Sept 2	W	20-17	at Cleveland	74,178	Winder	296	1153	3.9	24	4
Sept 9	W	0-27	at Chicago	54,335	Willhite	77	371	4.8	52	2
Sept 16	W	24-14	at Cleveland	61,980	Elway	466	237	4.2	21	1
Sept 23	W	21-0	Kansas City	74,263	Parros	46	208	4.5	25	2
Sept 30	W	16-13	L.A. Raiders	74,833	Lang	8	42	5.3	15	2
Oct 7	W	28-7	at Detroit	55,836	Brewer	10	28	2.8	8	0
Oct 15	W	17-14	Green Bay	62,546	Kubiak	9	27	3.0	17	1
Oct 21	W	37-7	at Buffalo	31,204	Myles	5	7	1.4	2	0
Oct 28	W	22-19	at L.A. Raiders (OT)	91,020	Johnson	1	3	3.0	3	0
Nov 4	W	26-19	New England	74,908	BRONCOS	508	2076	4.1	52	12
Nov 11	W	16-13	at San Diego	53,162	OPPONENTS	435	1664	3.8	72	10
Nov 18	W	42-21	Minnesota	74,716	RECEIVING	No.	Yds.	Avg.	Long	TD
Nov 25	L	24-27	Seattle	74,922	Watson	69	1170	17.0	73	7
Dec 2	L	13-16	at Kansas City	38,494	Winder	44	288	6.5	21	2
Dec 9	W	16-13	San Diego	74,867	Johnson	42	587	14.0	49	6
Dec 15	W	31-14	at Seattle	64,411	Willhite	27	298	11.0	63	0
					Sawyer	17	122	7.2	25	0
					Kay	16	136	8.5	21	3
					J. Wright	11	118	10.7	21	1
					Sampson	9	123	13.7	25	1
					Alexander	8	132	16.5	41	1
					Parros	6	25	4.2	9	0
					Lang	4	24	6.0	9t	1
					Summers	3	32	10.7	16	0
					Myles	2	22	11.0	12	0
					Brewer	2	20	10.0	16	0
					Kubiak	1	20	20.0	20	0
					Logan	1	3	3.0	3	0
					Studdard	1	-4	-4.0	-4	0
					BRONCOS	263	3116	11.8	73	22
					OPPONENTS	346	4453	12.9	80t	16

TEAM STATISTICS		Den	Opp
TOTAL FIRST DOWNS			
Rushing		299	311
Passing		121	90
Penalty		152	206
3RD DOWN: MADE/ATT		68/207	84/240
3rd Down Pct.		32.9	35.0
4TH DOWN: MADE/ATT		6/7	8/23
4th Down Pct.		85.7	34.8
TOTAL NET YARDS			
Avg. Per Game		4935	5687
Total Plays		308.4	355.4
Avg. Per Play		1018	1123
NET YARDS RUSHING			
Avg. Per Game		4.8	5.1
Total Rushes		2076	1664
Avg. Per Rush		129.8	104.0
NET YARDS PASSING			
Avg. Per Game		508	435
Sacked/Yards Lost		4.1	3.8
Gross Yards		2859	2514
Att./Completions		178.7	251.4
Completion Pct.		35/257	57/430
Had Intercepted		3116	4453
Avg. Per Pass Play		475/263	632/346
PUNTS/AVERAGE			
NET PUNTING AVG		55.4	54.7
TOTAL RETURN YARDAGE		17	31
Punt Returns/Average		96/40.1	81/41.5
Kickoff Returns/Average		35.1	35.1
Intercept. Ret./Average		1725	1700
PENALTIES/YARDS			
FUMBLES/BALL LOST		417/8	447/5
TOUCHDOWNS		45/19.9	55/21.5
Rushing		78/636	171/11
Passing		36/17	44/24
Returns		42	26
Extra Points Made/Attempts		12	10
Field Goals Made/Attempts		22	16
TOTAL POINTS		8	0
		38/41	26/26
		21/28	19/33
		353	241

SCORE BY PERIODS	1	2	3	4	OT	Total
BRONCOS	75	125	68	82	3	353
OPPONENTS	49	74	45	73	0	241

SCORING	TD	Ru	Pa	Rt	PAT	FG	S	PTS
Karlis	0	0	0	0	38/41	21/28	0	101
Watson	7	0	0	0	0/0	0/0	0	42
Winder	6	4	2	0	0/0	0/0	0	36
Johnson	6	0	6	0	0/0	0/0	0	36
Lang	3	2	1	0	0/0	0/0	0	18
Kay	3	0	3	0	0/0	0/0	0	18
Parros	2	2	0	0	0/0	0/0	0	12
Foley	2	0	0	2	0/0	0/0	0	12
Willhite	2	2	0	0	0/0	0/0	0	12
Kubiak	1	1	0	0	0/0	0/0	0	6
Robbins	1	0	0	1	0/0	0/0	0	6
Smith	1	0	0	1	0/0	0/0	0	6
Woodard	1	0	0	1	0/0	0/0	0	6
Jones	1	0	0	1	0/0	0/0	0	6
Alexander	1	0	0	1	0/0	0/0	0	6
Harden	1	0	0	1	0/0	0/0	0	6
Sampson	1	0	1	0	0/0	0/0	0	6
L. Wright	1	0	0	1	0/0	0/0	0	6
J. Wright	1	0	1	0	0/0	0/0	0	6
Elway	1	1	0	0	0/0	0/0	0	6
BRONCOS	42	12	22	8	38/41	21/28	0	353
OPPONENTS	26	10	16	0	26/26	19/33	1	241

PASSING	Att.	Comp.	Yds.	Comp.%	Yd./Att.	TD	TD%	Int	Int%	LG	Sack/Lost	Rtg.
Elway	380	214	2598	56.3	6.84	18	4.7	15	3.9	73	24/158	87.6
Kubiak	75	44	440	58.7	5.87	4	5.3	1	1.3	41	10/86	87.6
Stankavage	18	4	58	22.2	3.22	0	0.0	1	5.6	16	1/13	17.1
Willhite	2	1	20	50.0	10.00	0	0.0	0	0.0	20	0/0	85.3
BRONCOS	475	263	3116	55.4	6.56	22	4.6	17	3.6	73	35/257	75.8
OPPONENTS	632	346	4453	54.7	7.05	16	2.5	31	4.9	80t	57/430	64.9

INTERCEPTIONS	No.	Yds.	Avg.	Long	TD
Foley	6	97	16.2	40t	1
Harden	6	79	13.2	45	1
Wilson	4	59	14.8	22	0
Smith	3	13	4.3	10	0
Mecklenburg	2	105	52.5	63	0
Robbins	2	62	31.0	62t	1
Busick	2	21	10.5	16	0
Woodard	1	27	27.0	27t	1
Jackson	1	23	23.0	23	0
Ryan	1	13	13.0	13	0
Comeaux	1	5	5.0	5	0
Lilly	1	5	5.0	5	0
L. Wright	1	1	1.0	1	0
BRONCOS	31	510	16.5	63	4
OPPONENTS	17	189	11.1	35	0

PUNTING	No.	Yds.	Avg.	TB	In20	Long	B
Norman	96	3850	40.1	6	16	83	—
OPPONENTS	81	3361	41.5	10	20	62	—

PUNT RETURNS	No.	FC	Yds.	Avg.	Long	TD
Willhite	20	9	200	10.0	35	0
Thomas	20	4	118	9.9	15	0
Wilson	1	0	0	0.0	0	0
BRONCOS	41	13	318	7.8	35	0
OPPONENTS	44	25	330	7.5	24	0

KICKOFF RETURNS	No.	Yds.	Avg.	Long	TD
Lang	19	404	21.3	38	0
Thomas	18	351	19.5	33	0
Willhite	4	109	27.3	40	0
Dennison	2	27	13.5	16	0
Harden	1	4	4.0	4	0
Smith	1	2	2.0	2	0
BRONCOS	45	897	19.9	40	0
OPPONENTS	55	1181	21.5	62	0

FIELD GOAL BREAKDOWN						
Distance	1-19	20-29	30-39	40-49	50+	Total
Karlis	1/1	6/7	7/8	6/9	1/3	21/28
OPPONENTS	1/1	4/7	3/8	10/13	1/4	19/33

KARLIS: (1) (50N) (25G) (46N) (27G,32G,19G) (51N) (30G) (45G,40G,45G) (41G,24G,42N,35G) (1) (44G,45G,34N,37G) (1) (27G,25N) (22G,37G, 42N) (30G,50G,28G) (34G)

SACKS: Jones 11, Chavous 7.5, Mecklenburg 7, T. Jackson 6, Townsend 5, Carter 3, Bowyer 3, Dennison 3, Ryan 3, Woodard 3, Busick 1, Comeaux 1, Garnett 1, Robbins 1, D. Smith 1, Wilson 0.5, **TOTAL 57.0**

1984 DEFENSIVE STATS

(based on coaches' film review)

	TT	UT	A	S-YDS	I-YDS	PD	FR
1 Busick	195	112	83	1-9	2-21	4	1
2 Foley	167	108	59	0-0	6-97	10	2
3 Dennison	164	104	60	3-11	0-0	3	0
4 T. Jackson	141	89	52	6-45	0-0	13	1
5 Wright	113	98	15	0-0	1-1	14	2
6 Ryan	106	59	47	3-25	1-13	2	1
7 Jones	105	50	55	11-83	0-0	1	2
8 Harden	97	70	27	0-0	6-79	18	2
9 D. Smith	92	68	24	1-9	3-13	9	1
10 Carter	84	53	31	3-20	0-0	0	3
11 Chavous	66	40	26	7.5-42	0-0	1	0
12 Bowyer	58	35	23	3-21	0-0	0	1
13 Townsend	51	32	19	5-36	0-0	0	1
14 Woodard	49	30	19	3-32	1-27	3	0
15 Wilson	46	38	8	0.5-0	4-59	2	1
16 Mecklenburg	41	35	6	7-80	2-105	2	1
17 Garnett	41	24	17	1-6	0-0	4	1
18 Robbins	28	19	9	1-9	2-62	9	1
19 R. Jackson	17	12	5	0-0	1-23	2	0
20 Comeaux	10	7	3	1-12	1-5	0	1
21 Manor	5	2	3	0-0	0-0	0	0
22 Lilly	3	2	1	0-0	1-5	0	1
23 Hunley	1	1	0	0-0	0-0	0	0
24 A. Smith	1	1	0	0-0	0-0	0	0
TOTALS	1,681	1,089	592	57-440	31-510	97	23

1984 GAMES STARTED

OFFENSE	DEFENSE	
QB Elway, John	14 DE Bowyer, Walt	1
QB Kubiak, Gary	2 DE Chavous, Barney	15
RB Parros, Rick	2 DE Jones, Ruion	16
RB Summers, Don	1 NT Carter, Rubin	15
RB Willhite, Gerald	1 NT Garnett, Scott	1
RB Winder, Sammy	15 LB Busick, Steve	16
WR Johnson, Butch	11 LB Dennison, Rick	15
WR Sampson, Clint	3 LB Jackson, Tom	16
WR Watson, Steve	15 LB Mecklenburg, Karl	1
WR Wilson, Steve	1 LB Ryan, Jim	14
TE Kay, Clarence	13 LB Woodard, Ken	2
TE Sawyer, John	8 CB Harden, Mike	16
TE Wright, Jim	9 CB Wilson, Steve	1
C Bryan, Billy	16 CB Wright, Louis	15
T Hood, Winford	2 S Foley, Steve	16
T Lanier, Ken	15 S Robbins, Randy	1
T Studdard, Dave	16 S Smith, Dennis	15
G Bishop, Keith	14	
G Cooper, Mark	4	
G Howard, Paul	14	

1984 COACHES

Dan Reeves (Head Coach), **Marvin Bass** (Head Offensive Line), **Joe Collier** (Asst. Head Coach/Defense), **Alex Gibbs** (Offensive Line), **L.J. Gorman** (Strength/Conditioning), **Stan Jones** (Defensive Line), **Myrel Moore** (Linebackers), **Nick Nicolau** (Running Backs), **Fran Poltfoot** (Tight Ends/Special Teams), **Mike Shanahan** (Wide Receivers), **Charlie West** (Defensive Backs).

1984 LEADERS / RANKINGS

INDIVIDUAL	PLAYER	NO.	AFC RANK	NFL RANK	NFL LEADER	NO.
Points	Karlis	101	6	121	Werschling (SF)	131
Rushing Yards	Winder	1,153	3	11	Dickerson (Rams)	1,808
Passing Yards	Elway	2,598	7	15	Marino (MIA)	5,084
Passer Rating	Elway	76.8	8	16	Marino (MIA)	108.9
Receiving Yards	Watson	1,170	4	7	Green (STL)	1,555
Receptions	Watson	69	6t	14t	Monk (WAS)	106
Interceptions	Foley/Harden	6	5t	11t	Easley (SEA)	10
Sacks	Jones	11	14t	24t	Gastineau (NYJ)	22

OFFENSE	NO.	AFC RANK	NFL RANK	NFL LEADER	NO.
Points Per Game	22.1	7	11	Miami	32.1
Total Yards Per Game	308.4	10	22	Miami	433.5
Yards Per Play	4.8	11	20t	Miami	6.5
Rushing Yards Per Game	129.8	4	10	Chicago	185.9
Net Passing Yards Per Game	178.7	13	24	Miami	313.6

DEFENSE	NO.	AFC RANK	NFL RANK	NFL LEADER	NO.
Points Per Game	15.1	1	2	San Francisco	14.2
Total Yards Per Game	355.4	12	25	Chicago	241.4
Yards Per Play	5.1	8t	16t	L.A. Raiders	4.3
Rushing Yards Per Game	104.0	2	5	Chicago	86.1
Net Passing Yards Per Game	251.4	13	27	New Orleans	153.3

1984 KEY AWARDS

Pro Bowl (1): RB Sammy Winder. **Sports Illustrated NFL Coach of the Year:** Dan Reeves. **K.C. 101 Club AFC Coach of the Year:** Dan Reeves.

1984 NFL STANDINGS

AFC EAST

Team	W	L	T	Pct	PF	PA
*y-Miami	14	2	0	.875	513	298
New England	9	7	0	.563	362	352
New York Jets	7	9	0	.438	332	364
Indianapolis	4	12	0	.250	239	414
Buffalo	2	14	0	.125	250	454

AFC CENTRAL

Team	W	L	T	Pct	PF	PA
y-Pittsburgh	9	7	0	.563	387	310
Cincinnati	8	8	0	.500	339	339
Cleveland	5	11	0	.313	250	297
Houston	3	13	0	.188	240	437

AFC WEST

Team	W	L	T	Pct	PF	PA
y-Denver	13	3	0	.813	353	241
x-Seattle	12	4	0	.750	418	282
x-L.A. Raiders	11	5	0	.688	368	278
Kansas City	8	8	0	.500	314	324
San Diego	7	9	0	.438	394	413

NFC EAST

Team	W	L	T	Pct	PF	PA
y-Washington	11	5	0	.688	426	310
x-New York Giants	9	7	0	.563	299	301
St. Louis	9	7	0	.563	423	345
Dallas	9	7	0	.563	308	308
Philadelphia	6	9	1	.406	278	320

NFC CENTRAL

Team	W	L	T	Pct	PF	PA
y-Chicago	10	6	0	.625	325	248
Green Bay	8	8	0	.500	390	309
Tampa Bay	6	10	0	.375	335	380
Detroit	4	11	1	.281	283	408
Minnesota	3	13	0	.188	276	484

NFC WEST

Team	W	L	T	Pct	PF	PA
*y-San Francisco	15	1	0	.938	475	227
x-L.A. Rams	10	6	0	.625	346	316
New Orleans	7	9	0	.438	298	361
Atlanta	4	12	0	.250	281	382

x - Wild Card Qualifier; y - Division Title; * - Home-field Advantage

WILD CARD PLAYOFF GAMES

12/22 - at Seattle 13, L.A. Raiders 7
12/23 - New York Giants 16, at L.A. Rams 13

DIVISIONAL PLAYOFF GAMES

12/29 - at Miami 31, Seattle 10
12/29 - at San Francisco 21, New York Giants 10
12/30 - Pittsburgh 24, at Denver 17
12/30 - Chicago 23, at Washington 19

CONFERENCE CHAMPIONSHIPS

1/6 - at Miami 45, Pittsburgh 28
1/6 - at San Francisco 23, Chicago 0

SUPER BOWL XIX (STANFORD, CALIF.)

1/20 - San Francisco 38, Miami 16

1983 FINAL STATISTICS (9-7)

Head Coach: Dan Reeves AFC West: 3rd Home Stadium: Mile High Stadium

Date	W-L	Score	Opponent	Attendance	RUSHING	No.	Yds.	Avg.	Long	TD
Sept 4	W	14-10	at Pittsburgh	58,233	Winder	196	757	3.9	52	3
Sept 11	W	17-10	at Baltimore	52,613	Poole	81	246	3.0	19	4
Sept 18	L	10-13	Philadelphia	74,202	Preston	57	222	3.9	28	1
Sept 25	L	7-22	L.A. Raiders	74,289	Willhite	43	188	4.4	24t	3
Oct 2	L	14-31	at Chicago	58,210	Elway	28	146	5.2	23	1
Oct 9	W	26-14	at Houston	58,210	Parros	30	96	3.2	13	0
Oct 16	W	24-17	Cincinnati	74,305	Myles	8	52	6.5	16	0
Oct 23	W	14-6	San Diego	74,581	DeBerg	13	28	2.2	11	1
Oct 30	W	27-24	Kansas City	74,640	Upchurch	6	19	3.2	9	0
Nov 6	L	19-27	at Seattle	61,189	Kubiak	4	17	4.3	8	1
Nov 13	L	20-22	at L.A. Raiders	51,945	Watson	3	17	5.7	10	0
Nov 20	W	38-27	Seattle	74,710	Prestridge	1	-17	7.0	7	0
Nov 27	L	7-31	at San Diego	43,650	J. Wright	1	-11	-11.0	-11	0
Dec 4	W	27-6	Cleveland	70,912	BRONCOS	471	1784	3.8	52	15
Dec 11	W	21-19	Baltimore	74,854	OPPONENTS	509	1938	3.8	29	14
Dec 18	L	17-48	at Kansas City	11,377						

TEAM STATISTICS				Den	Opp	RECEIVING				No.	Yds.	Avg.	Long	TD
TOTAL FIRST DOWNS				292	321	Watson				59	1133	19.2	78t	5
Rushing				99	119	Upchurch				40	639	16.0	40	2
Passing				155	185	Winder				23	150	6.5	17	0
Penalty				38	17	Egloff				20	205	10.3	32	0
3RD DOWN: MADE/ATT				68/213	92/235	Poole				20	184	9.2	23	2
3rd Down Pct.				31.9	39.1	Preston				17	137	8.1	25	1
TOTAL NET YARDS				4811	5609	Willhite				14	153	10.9	26t	1
Avg. Per Game				300.7	350.6	J. Wright				13	134	10.3	23	0
Total Plays				1025	1099	Thomas				12	182	15.2	44	0
Avg. Per Play				4.7	5.1	Parros				12	126	10.5	33t	2
NET YARDS RUSHING				1784	1938	Sampson				7	200	20.0	49t	3
Avg. Per Game				111.5	121.1	Myles				7	119	17.0	33	1
Total Rushes				471	509	Odoms				4	62	15.5	21	0
Avg. Per Rush				3.8	3.8	Sawyer				3	42	14.0	17	0
NET YARDS PASSING				3027	3671	BRONCOS				254	3466	13.6	78t	17
Avg. Per Game				189.2	229.4	OPPONENTS				307	3988	13.0	72t	18
Sacked/Yards Lost				55/439	38/317									
Gross Yards				3466	3988									
Att./Completions				499/254	552/307									
Completion Pct.				50.9	55.6									
Had Intercepted				22	27									
Avg. Per Pass Play				5.5	6.2									
POINTS/AVERAGE				87/41.6	77/44.2									
NET PUNTING AVG				34.0	36.2									
TOTAL RETURN YARDAGE				1852	1629									
Punt Returns/Average				38/11.1	55/9.5									
Kickoff Returns/Average				56/19.2	46/17.9									
Intercept. Ret./Average				27/13.1	22/12.8									
PENALTIES/YARDS				100/804	138/1097									
FUMBLE/BALL LOST				34/19	46/20									
TOUCHDOWNS				34	36									
Rushing				15	14									
Passing				17	18									
Returns				2	4									
Extra Points Made/Attempts				33/34	34/35									
Field Goals Made/Attempts				21/25	25/33									
TOTAL POINTS				302	327									

SCORE BY PERIODS				1	2	3	4	OT	TOTAL	INTERCEPTIONS				No.	Yds.	Avg.	Long	TD	
BRONCOS				41	80	39	142	0	302	L. Wright				6	50	8.3	34	0	
OPPONENTS				85	87	76	79	0	327	Wilson				5	91	18.2	36	0	
										Foley				5	28	5.6	16	0	
										Harden				4	127	31.8	48	0	
										Smith				4	39	9.8	23	0	
										R. Jackson				1	15	15.0	15	0	
										Gradishar				1	5	5.0	5	0	
										T. Jackson				1	0	0.0	0	0	
BRONCOS				38	10	42	11.1	70t	1	21	BRONCOS				27	355	13.0	48	0
OPPONENTS				55	8	524	9.5	31	1	68	OPPONENTS				22	281	12.8	58t	3

PUNTING				No.	Yds.	AVG.	TB	In20	Long	B	PUNT RETURNS				No.	FC	Yds.	Avg.	Long	TD
Prestridge				87	3620	41.6	7	19	60	—	Thomas				33	9	368	11.2	70t	1
OPPONENTS				77	3406	44.2	10	18	68	—	Upchurch				4	1	52	13.0	17	0
											L. Wright				1	0	0.0	0	0	
											BRONCOS				38	10	42	11.1	70t	1
											OPPONENTS				55	8	524	9.5	31	1

KICKOFF RETURNS				No.	Yds.	Avg.	Long	TD
Thomas				28	573	20.5	42	0
Wilson				24	485	20.2	32	0
Studdard				2	8	4.0	8	0
Harden				1	9	9.0	9	0
T. Jackson				1	2	2.0	2	0
BRONCOS				56	1077	19.2	42	0
OPPONENTS				46	824	17.9	42	0

FIELD GOAL BREAKDOWN						
Distance	1-19	20-29	30-39	40-49	50+	Total
Karlis	0/0	7/8	7/9	6/7	1/1	21/25
OPPONENTS	2/2	8/9	6/8	7/8	2/6	25/33

SACKS: T. Jackson 5.5, D. Smith 5, Chavous 4.5, Jones 4, Manor 3, Gradishar 2.5, Mecklenburg 2, Bowyer 2, Busick 2, Woodard 2, Carter 1, R. Jackson 1, Wright 1, Latimer 0.5, **TOTAL 36.0**

PASSING	Att.	Comp.	Yds.	Comp. %	Yd./Att.	TD	TD%	Int	Int%	LG	Sack/Lost	Rtg.
Elway	259	123	1663	47.5	6.42	7	2.7	14	5.4	49t	28/218	54.9
DeBerg	215	119	1617	55.3	7.52	9	4.2	7	3.3	54	25/201	79.7
Kubiak	22	12	186	54.5	8.45	1	4.5	1	4.5	78t	2/20	78.9
Upchurch	2	0	0	0.0	0.00	0	0.0	0	0.0	0	0/0	39.5
Willhite	1	0	0	0.0	0.00	0	0.0	0	0.0	0	0/0	39.5
BRONCOS	499	254	3466	50.9	6.95	17	3.4	22	4.4	78t	55/439	66.4
OPPONENTS	552	307	3988	55.6	7.22	18	3.3	27	4.9	72t	38/317	69.0

1983 DEFENSIVE STATS

(based on coaches' film review)

	TT	UT	A	S-YDS	I-YDS	FR
1 Gradishar	224	133	91	2.5-20	1-5	3
2 Busick	130	71	59	2-16	0-0	0
3 Foley	124	85	39	0-0	5-28	1
T. Jackson	124	77	47	5.5-59	1-0	2
5 D. Smith	114	79	35	5-32	4-39	0
6 L. Wright	113	81	32	1-1	6-50	1
7 Ryan	102	64	38	0-0	0-0	1
8 Chavous	99	62	37	4.5-25	0-0	1
9 Harden	98	64	34	0-0	4-27	3
Carter	98	47	51	1-12	0-0	3
11 Jones	72	42	30	4-22	0-0	2
12 Manor	56	36	20	3-18	0-0	1
R. Jackson	56	29	27	1-10	1-15	0
14 Wilson	55	45	10	0-0	5-91	0
15 Latimer	51	33	18	0.5-4	0-0	0
16 Bowyer	45	27	18	2-19	0-0	1
17 Mecklenburg	24	12	12	2-20	0-0	0
18 Stachowski	21	9	12	0-0	4-39	0
19 Dennison	19	9	10	0-0	0-0	0
20 Woodard	18	15	3	2-12	0-0	2
21 Myers	11	9	2	0-0	0-0	0
22 Swenson	8	1	7	0-0	0-0	0
23 Dupree	1	1	0	0-0	0-0	0
TOTALS	1,663	1,031	632	36-270	27-355	21

1983 GAMES STARTED

OFFENSE		DEFENSE	
QB DeBerg, Steve	5	DE Bowyer, Walt	3
QB Elway, John	10	DE Chavous, Barney	13
QB Kubiak, Gary	1	DE Jones, Rulon	12
RB Parros, Rick	5	DE Manor, Brison	4
RB Poole, Nathan	10	NT Carter, Rubin	15
RB Preston, Dave	3	NT Latimer, Don	3
RB Winder, Sammy	13	LB Busick, Steve	15
WR Sampson, Clint	2	LB Dennison, Rick	1
WR Upchurch, Rick	11	LB Gradishar, Randy	16
WR Watson, Steve	16	LB Jackson, Tom	15
TE Egloff, Ron	10	LB Ryan, Jim	12
TE Sawyer, John	4	LB Swenson, Bob	2
TE Wright, Jim	6	LB Woodard, Ken	1
C Bryan, Billy	16	CB Harden, Mike	15
T Lanier, Ken	16	CB Wilson, Steve	3
T Studdard, Dave	16	CB Wright, Louis	16
G Bishop, Keith	16	S Foley, Steve	13
G Cooper, Mark	2	S Jackson, Roger	3
G Howard, Paul	14	S Smith, Dennis	13
		S Trimble, Steve	1

1983 COACHES

Dan Reeves (Head Coach), **Marvin Bass** (Special Assistant), **Joy Collier** (Asst. Head Coach/Defense), **I.J. Gorman** (Strength/Conditioning), **John Hadl** (Quarterbacks/Wide Receivers), **Stan Jones** (Defensive Line), **Myrel Moore** (Linebackers), **Nick Nicolau** (Running Backs), **Fran Polsoff** (Tight Ends/Special Teams), **Dan Radakovich** (Offensive Line), **Charlie West** (Defensive Backs).

1983 LEADERS / RANKINGS

INDIVIDUAL	PLAYER	NO.	AFC RANK	NFL RANK	NFL LEADER	NO.
Points	Karlis	96	8	15	Moseley (WAS)	161
Rushing Yards	Winder	757	12	23	Dickerson (Rams)	1,808
Passing Yards	Elway	1,663	15	28	Dickey (GB)	4,458
Passer Rating	DeBerg	79.9	8	14	Bartkowski (ATL)	97.6
Receiving Yards	Watson	1,133	5	10	Quick (PHI)	1,409
Receptions	Watson	59	11	18	Christensen (Raid.)	92
Interceptions	L. Wright	6	8	15	Murphy (WAS)	9
Sacks	T. Jackson	5.5	26	62	Gastineau (NYJ)	19

OFFENSE	NO.	AFC RANK	NFL RANK	NFL LEADER	NO.
Points Per Game	18.9	10	21	Washington	33.8
Total Yards Per Game	300.7	14	26	San Diego	387.3
Yards Per Play	4.7	11	21	Green Bay	6.1
Rushing Yards Per Game	111.5	11	23	Chicago	170.4
Net Passing Yards Per Game	189.2	9	20	San Diego	291.3

DEFENSE	NO.	AFC RANK	NFL RANK	NFL LEADER	NO.
Points Per Game	20.4	5	9	Miami	15.6
Total Yards Per Game	350.6	9	21	Cincinnati	270.4
Yards Per Play	5.1	7	17	Cincinnati	4.4
Rushing Yards Per Game	121.1	4	10	Washington	80.6
Net Passing Yards Per Game	229.4	12	23	New Orleans	168.2

1983 KEY AWARDS

Pro Bowl (2): LB Randy Gradishar, CB Louis Wright. **AP All-Pro (1):** LB Randy Gradishar (second team).

1983 NFL STANDINGS

AFC EAST	Team	W	L	T	Pct	PF	PA
y-Miami	12	4	0		.750	389	250
New England	8	8	0		.500	274	289
Buffalo	8	8	0		.500	283	351
Baltimore	7	9	0		.438	264	354
New York Jets	7	9	0		.438	313	331

AFC CENTRAL	Team	W	L	T	Pct	PF	PA
y-Pittsburgh	10	6	0		.625	355	303
Cleveland	9	7	0		.563	356	342
Cincinnati	7	9	0		.438	346	302
Houston	2	14	0		.125	288	460

AFC WEST	Team	W	L	T	Pct	PF	PA
*y-L.A. Raiders	12	4	0		.750	442	338
x-Seattle	9	7	0		.563	403	397
x-Denver	9	7	0		.563	302	327
San Diego	6	10	0		.375	358	462
Kansas City	6	10	0		.375	386	367

NFC EAST	Team	W	L	T	Pct	PF	PA
*y-Washington	14	2	0		.875	541	332
x-Dallas	12	4	0		.750	479	360
St. Louis	8	7	1		.531	374	428
Philadelphia	5	11	0		.313	233	322
New York Giants	3	12	1		.219	267	347

NFC CENTRAL	Team	W	L	T	Pct	PF	PA
y-Detroit	9	7	0		.563	347	286
Green Bay	8	8	0		.500	429	439
Chicago	8	8	0		.500	311	301
Minnesota	8	8	0		.500	316	348
Tampa Bay	2	14	0		.125	241	380

NFC WEST	Team	W	L	T	Pct	PF	PA
y-San Francisco	10	6	0		.625	432	293
x-L.A. Rams	9	7	0		.563	361	344
New Orleans	8	8	0		.500	319	337
Atlanta	7	9	0		.438	370	389

x - Wild Card Qualifier; y - Division Title; * - Home-field Advantage

WILD CARD PLAYOFF GAMES

12/24 - at Seattle 31, Denver 7
12/26 - L.A. Rams 24, at Dallas 17

DIVISIONAL PLAYOFF GAMES

12/31 - Seattle 27, at Miami 20
12/31 - at San Francisco 24, Detroit 23
1/1 - at L.A. Raiders 38, Pittsburgh 10
1/1 - at Washington 51, L.A. Rams 7

CONFERENCE CHAMPIONSHIPS

1/8 - at L.A. Raiders 30, Seattle 14
1/8 - at Washington 24, San Francisco 21

SUPER BOWL XVIII (TAMPA, FLA.)

1/22 - L.A. Raiders 38, Washington 9

1982 FINAL STATISTICS (2-7)

Head Coach: Dan Reeves **AFC West:** 5th **Home Stadium:** Mile High Stadium

Date	W-L	Score	Opponent	Attendance	RUSHING	No.	Yds.	Avg.	Long	TD
Sept 12	L	3-23	San Diego	73,564	Willhite	70	347	5.0	23	2
Sept 19	W	24-21	San Francisco	73,899	Parros	77	277	3.6	14	1
Sept 26			at New Orleans	Canceled	Winder	67	259	3.9	18	1
Oct 3			Pittsburgh	Canceled	Preston	19	81	4.3	13	0
Oct 10			at New York Jets	Canceled	Poole	7	36	5.1	20	0
Oct 17			at Houston	Canceled	DeBerg	8	27	3.4	6t	1
Oct 24			L.A. Raiders	Canceled	Herrmann	3	7	2.3	6t	1
Oct 31			Buffalo	Canceled	Lytle	2	2	1.0	2	0
Nov 7			at Seattle	Resched. Jan. 2	Watson	1	-4	-4.0	-4	0
Nov 14			at Kansas City	Canceled	Wright	1	-4	-4.0	-4	0
Nov 21	L	10-17	Seattle	73,916	Upchurch	2	-10	-5.0	-3	0
Nov 28	L	20-30	at San Diego	47,629	BRONCOS	257	1018	4.0	23	6
Dec 5	L	27-34	Atlanta	73,984	OPPONENTS	293	935	3.2	46	8
Dec 12	W	27-24	at L.A. Rams	48,112						
Dec 19	L	16-37	Kansas City	74,192						
Dec 26	L	10-27	at L.A. Raiders	44,160						
Jan 2	L	11-13	at Seattle	43,145						

TEAM STATISTICS	Den	Opp
TOTAL FIRST DOWNS	170	176
Rushing	52	53
Passing	103	104
Penalty	15	19

3RD DOWN: MADE/ATT	43/121	48/132
3rd Down Pct.	35.5	36.4

TOTAL NET YARDS	2837	3169
Avg. Per Game	315.2	352.1
Total Plays	592	616
Avg. Per Play	4.8	5.1

NET YARDS RUSHING	1018	935
Avg. Per Game	113.1	103.9
Total Rushes	257	293
Avg. Per Rush	4.0	3.2

NET YARDS PASSING	1819	2234
Avg. Per Game	202.1	248.2
Sacked/Yards Lost	24/200	16/116
Gross Yards	2019	2350

Att./Completions	311/181	307/172
Completion Pct.	58.2	56.0
Had Intercepted	19	12
Average per Pass Play	5.4	6.9

PUNTS/AVERAGE	45/45.0	42/39.4
NET PUNTING AVG	37.8	31.1

TOTAL RETURN YARDAGE	1229	1199
Punt Returns/Average	21/14.5	25/9.1
Kickoff Returns/Average	40/20.5	26/20.8
Intercept. Ret./Average	12/8.8	19/22.7

PENALTIES/YARDS	54/516	63/571
FUMBLES/BALL LOST	24/17	17/7

TOUCHDOWNS	16	25
Rushing	6	8
Passing	8	14
Returns	2	3

Extra Points Made/Attempts	15/16	25/25
Field Goals Made/Attempts	11/13	17/24
TOTAL POINTS	148	226

SCORE BY PERIODS	1	2	3	4	OT	Total
BRONCOS	26	47	33	42	0	148
OPPONENTS	40	79	40	67	0	226

SCORING	TD	Ru	Pa	Rt	PAT	FG	S	PTS
Karlis	0	0	0	0	15/16	11/13	0	48
Upchurch	5	0	3	2	0/0	0/0	0	30
Parros	3	1	2	0	0/0	0/0	0	18
Willhite	2	2	0	0	0/0	0/0	0	12
Watson	2	0	2	0	0/0	0/0	0	12
DeBerg	1	1	0	0	0/0	0/0	0	6
Winder	1	1	0	0	0/0	0/0	0	6
Herrmann	1	1	0	0	0/0	0/0	0	6
Wright	1	0	1	0	0/0	0/0	0	6
Boyd	0	0	0	0	0/0	0/0	1	2
Chavous	0	0	0	0	0/0	0/0	1	2
BRONCOS	16	6	8	2	15/16	11/13	2	148
OPPONENTS	25	8	14	3	25/25	17/24	0	226

PASSING	Att.	Comp.	Yds.	Comp.%	Yd./Att.	TD	TD%	Int	Int%	LG	Sack/Lost	Rtg.
DeBerg	223	131	1405	58.7	6.30	7	3.1	11	4.9	51t	16/130	67.1
Herrmann	60	32	421	53.3	7.02	1	1.7	4	6.7	39	4/48	53.4
Morton	26	18	193	69.2	7.42	0	0.0	3	11.5	20	3/19	51.0
Willhite	2	0	0	0.0	0.00	0	0.0	1	50.0	0	0/0	0.0
Upchurch	0	0	0	0.0	0.00	0	0.0	0	0.0	0	1/3	39.5
BRONCOS	311	181	2019	58.2	6.49	8	2.6	19	6.1	51t	24/200	60.8
OPPONENTS	307	172	2350	56.0	7.65	14	4.6	12	3.9	86t	16/116	79.6

RECEIVING	No.	Yds.	Avg.	Long	TD
Parros	37	259	7.0	24	2
Watson	36	555	15.4	41	2
Upchurch	26	407	15.7	51t	3
Willhite	26	227	8.7	27	0
Preston	14	134	9.6	20	0
Winder	11	83	7.5	22	0
Egloff	10	96	9.6	17	0
Wright	9	120	13.3	39	1
Odoms	8	82	10.3	18	0
Manning	3	46	15.3	30	0
Lytle	1	10	10.0	10	0
BRONCOS	181	2019	11.2	51t	8
OPPONENTS	172	2350	13.7	86t	14

INTERCEPTIONS	No.	Yds.	Avg.	Long	TD
Kyle	3	26	8.7	14	0
Wilson	2	22	11.0	16	0
Wright	2	18	9.0	18	0
Harden	2	3	1.5	3	0
Smith	1	29	29.0	29	0
Jackson	1	8	8.0	8	0
Thomas	1	0	0.0	0	0
BRONCOS	12	106	8.8	29	0
OPPONENTS	19	431	22.7	60	3

PUNTING	No.	Yds.	Avg.	TB	In20	Long	B
Prestridge	45	2026	45.0	5	14	65	—
OPPONENTS	42	1653	39.4	2	9	80	2

PUNT RETURNS	No.	FC	Yds.	Avg.	Long	TD
Upchurch	15	3	242	16.1	78t	2
Willhite	6	4	63	10.5	23	0
BRONCOS	21	7	305	14.5	78t	2
OPPONENTS	25	3	227	9.1	25	0

KICKOFF RETURNS	No.	Yds.	Avg.	Long	TD
Willhite	17	337	19.8	26	0
Manning	15	346	23.1	34	0
Wilson	6	123	20.5	30	0
Uecker	1	12	12.0	12	0
Poole	1	0	0.0	0	0
BRONCOS	40	818	20.5	34	0
OPPONENTS	26	541	20.8	68	0

FIELD GOAL BREAKDOWN	Distance	1-19	20-29	30-39	40-49	50+	Total
Karlis		2/2	3/3	3/4	3/4	0/0	11/13
OPPONENTS		3/3	4/6	3/4	4/5	3/6	17/24

SACKS: Chavous 5, Gradishar 2, Jones 2, Manor 2, D. Smith 2, T. Jackson 1, Latimer 1, Wright 1, **TOTAL 16.0**

1982 DEFENSIVE STATS

(based on coaches' film review)

	TT	UT	A	S-YDS	I-YDS	FR
1 Gradishar	15	80	71	2-16	0-0	1
2 T. Jackson	86	47	39	1-1	1-8	0
3 Ryan	84	54	30	0-0	0-0	0
4 Evans	80	55	25	0-0	0-0	0
5 Smith	65	53	12	2-11	1-29	0
6 Jones	64	34	30	2-11	0-0	0
7 Chavous	62	35	27	5-42	0-0	0
8 L. Wright	54	44	10	1-11	2-18	1
9 Kyle	52	36	16	0-0	3-26	1
10 Harden	51	35	16	0-0	2-3	1
Carter	51	23	28	0-0	0-0	0
12 Wilson	48	33	15	0-0	2-22	1
Latimer	48	31	17	1-9	0-0	0
14 Trimble	20	12	8	0-0	0-0	0
Manor	20	10	10	2-11	0-0	0
16 Boyd	16	8	8	0-0	0-0	0
17 Thomas	14	9	5	0-0	1-0	0
18 Swenson	11	2	9	0-0	0-0	0
19 R. Jackson	5	2	3	0-0	0-0	0
Foley	5	1	4	0-0	0-0	0
21 Busick	4	1	3	0-0	0-0	0
TOTALS	991	605	386	16-112	12-106	5

1982 GAMES STARTED

OFFENSE	DEFENSE	
QB DeBerg, Steve	5 DE Chavous, Barney	9
QB Herrmann, Mark	1 DE Jones, Rulon	9
QB Morton, Craig	3 NT Carter, Rubin	6
RB Parros, Rick	9 NT Latimer, Don	3
RB Preston, Dave	5 LB Evans, Larry	9
RB Willhite, Gerald	2 LB Gradishar, Randy	9
RB Winder, Sammy	2 LB Jackson, Tom	9
WR Upchurch, Rick	8 LB Ryan, Jim	9
WR Watson, Steve	9 CB Kyle, Aaron	9
TE Egloff, Ron	1 CB Wilson, Steve	3
TE Odoms, Riley	6 CB Wright, Louis	9
TE Wright, Jim	3 S Foley, Steve	1
C Bryan, Billy	9 S Harden, Mike	4
T Lanier, Ken	9 S Smith, Dennis	9
T Minor, Claudie	7 S Trimble, Steve	1
T Uecker, Keith	2	
G Glassic, Tom	9	
G Studdard, Dave	9	

1982 COACHES

Dan Reeves (Head Coach), **Marvin Bass** (Special Assistant), **Joe Collier** (Asst. Head Coach/Defense), **Rod Dowhower** (Offensive Coordinator/Wide Receivers), **Jerry Frei** (Offensive Line), **Stan Jones** (Defensive Line), **Richie McCabe** (Defensive Backs), **Nick Nicolau** (Running Backs), **Fran Polstout** (Tight Ends/Special Teams), **Bob Zeman** (Linebackers).

1982 LEADERS / RANKINGS

INDIVIDUAL	PLAYER	NO.	AFC RANK	NFL RANK	NFL LEADER	NO.
Points	Karlis	48	8	16	Benirschke (SD)	80
Rushing Yards	Willhite	347	15	28	McNeil (NYJ)	786
Passing Yards	DeBerg	1,405	8	19	Fouts (SD)	2,883
Passer Rating	DeBerg	67.2	7	20	Anderson (CIN)	95.3
Receiving Yards	Watson	555	9	12	Chandler (SD)	1,032
Receptions	Parros	37	10	15t	D. Clark (SF)	60
Interceptions	Kyle	3	3t	4t	Walls (DAL)	7
Sacks	Chavous	5	11t	26t	Martin (MIN)	11.5

OFFENSE	NO.	AFC RANK	NFL RANK	NFL LEADER	NO.
Points Per Game	16.4	9	20	San Diego	32.0
Total Yards Per Game	315.2	7	15	San Diego	449.8
Yards Per Play	4.8	7t	16t	San Diego	6.6
Rushing Yards Per Game	113.1	9	17	Buffalo	152.3
Net Passing Yards Per Game	202.1	6	15	San Diego	325.2

DEFENSE	NO.	AFC RANK	NFL RANK	NFL LEADER	NO.
Points Per Game	25.1	12	25	Washington	14.2
Total Yards Per Game	352.1	11	24	Miami	256.9
Yards Per Play	5.1	9	20t	Miami	4.2
Rushing Yards Per Game	103.9	4	7	Pittsburgh	84.7
Net Passing Yards Per Game	248.2	12	26	Miami	114.1

1982 KEY AWARDS

Pro Bowl (3): LB Randy Gradishar, P Luke Prestridge, WR Rick Upchurch. **AP All-Pro (2):** P Luke Prestridge (first team), WR Rick Upchurch (first team).

1982 NFL STANDINGS

(As a result of a 57-day players' strike, the 1982 NFL regular-season schedule was reduced from 16 weeks to nine. At the conclusion of the regular season, the NFL conducted a 16-team postseason Super Bowl tournament. Eight teams from each conference were seeded 1-8 based on their records during the season.)

AFC

Team	W	L	T	Pct	PF	PA
1-L.A. Raiders	8	1	0	.889	260	200
2-Miami	7	2	0	.778	198	131
3-Cincinnati	7	2	0	.778	232	177
4-Pittsburgh	6	3	0	.667	204	146
5-San Diego	6	3	0	.667	288	221
6-New York Jets	6	3	0	.667	245	166
7-New England	5	4	0	.556	143	157
8-Cleveland	4	5	0	.444	140	182
Buffalo	4	5	0	.444	150	154
Seattle	4	5	0	.444	127	147
Kansas City	3	6	0	.333	176	184
Denver	2	7	0	.222	148	226
Houston	1	8	0	.111	136	245
Baltimore	0	8	1	.056	113	236

NFC

Team	W	L	T	Pct	PF	PA
1-Washington	8	1	0	.889	190	128
2-Dallas	6	3	0	.667	226	145
3-Green Bay	5	3	1	.611	226	169
4-Minnesota	5	4	0	.556	187	198
5-Atlanta	5	4	0	.556	183	199
6-St. Louis	5	4	0	.556	135	170
7-Tampa Bay	5	4	0	.556	158	178
8-Detroit	4	5	0	.444	181	176
New Orleans	4	5	0	.444	129	160
New York Giants	4	5	0	.444	164	160
San Francisco	3	6	0	.333	209	206
Chicago	3	6	0	.333	141	174
Philadelphia	3	6	0	.333	191	195
L.A. Rams	2	7	0	.222	200	250

FIRST ROUND PLAYOFF GAMES

- 1/8 - at Miami 28, New England 13
- 1/8 - at L.A. Raiders 27, Cleveland 10
- 1/8 - at Washington 31, Detroit 7
- 1/8 - at Green Bay 41, St. Louis 16
- 1/9 - New York Jets 44, at Cincinnati 17
- 1/9 - San Diego 31, at Pittsburgh 28
- 1/9 - at Minnesota 30, Atlanta 24
- 1/9 - at Dallas 30, Tampa Bay 17

SECOND ROUND PLAYOFF GAMES

- 1/15 - New York Jets 17, at L.A. Raiders 14
- 1/15 - at Washington 21, Minnesota 7
- 1/16 - at Miami 34, San Diego 13
- 1/16 - at Dallas 37, Green Bay 26

CONFERENCE CHAMPIONSHIPS

- 1/22 - at Washington 31, Dallas 17
- 1/23 - at Miami 14, New York Jets 0

SUPER BOWL XVII (PASADENA, CALIF.)

- 1/30 - Washington 27, Miami 17

1981 FINAL STATISTICS (10-6)

Head Coach: Dan Reeves **AFC West:** 2nd **Home Stadium:** Mile High Stadium

Date	W-L	Score	Opponent	Attendance	RUSHING	No.	Yds.	Avg.	Long	TD
Sept 6	W	9-7	Oakland	74,796	Parros	176	749	4.3	25	2
Sept 13	L	10-13	at Seattle	58,513	Preston	183	640	3.5	23	3
Sept 20	W	28-10	Baltimore	74,804	Reed	68	156	2.3	10	0
Sept 27	W	42-24	San Diego	74,844	Canada	33	113	3.4	11	3
Oct 4	W	17-0	at Oakland	51,035	Lytle	30	106	3.5	18	4
Oct 11	W	27-21	Detroit	74,816	Upchurch	5	56	11.2	37	0
Oct 18	L	14-28	at Kansas City	74,672	DeBerg	9	40	4.4	11	0
Oct 25	L	7-9	at Buffalo	77,757	Morton	8	18	2.3	5	0
Nov 2	W	19-17	Minnesota	74,834	Wright	1	11	11.0	11	0
Nov 8	W	23-20	Cleveland (OT)	74,859	Watson	2	6	3.0	6	0
Nov 15	W	24-7	at Tampa Bay	64,518	BRONCOS	515	1895	3.7	37	12
Nov 22	L	21-38	at Cincinnati	57,207	OPPONENTS	467	2005	4.3	821	17
Nov 29	L	17-34	at San Diego	51,533						
Dec 6	W	16-13	Kansas City	74,744	RECEIVING	No.	Yds.	Avg.	Long	TD
Dec 13	W	23-13	Seattle	74,527	Watson	60	1244	20.7	95t	13
Dec 20	L	24-35	at Chicago	40,125	Preston	52	507	9.8	37	0
					Odoms	38	516	13.6	28	5
					Reed	34	317	9.3	33	0
					Upchurch	32	550	17.2	63	3
					Parros	25	216	8.6	26	1
					Egloff	17	231	13.6	40	1
					Moses	15	246	16.4	30	1
					Lytle	6	47	7.8	14t	1
					Manning	3	49	16.3	34	0
					Canada	3	37	12.3	20	1
					Wright	3	22	7.3	14	1
					Studdard	1	10	10.0	10	0
					BRONCOS	289	3992	13.8	95t	27
					OPPONENTS	267	3168	11.9	65t	13

TEAM STATISTICS	Den	Opp
TOTAL FIRST DOWNS	306	268
Rushing	91	103
Passing	181	142
Penalty	34	23
3RD DOWN: MADE/ATT	86/230	74/219
3rd Down Pct.	37.4	33.8
TOTAL NET YARDS	5426	4878
Avg. Per Game	339.1	304.9
Total Plays	1062	1000
Avg. Per Play	5.1	4.9
NET YARDS RUSHING	1895	2005
Avg. Per Game	118.4	125.3
Total Rushes	515	467
Avg. Per Rush	3.7	4.3
NET YARDS PASSING	3531	2873
Avg. Per Game	220.7	179.6
Sacked/Yards Lost	61/46.1	36/29.5
Gross Yards	3999	3168
Att./Completions	485/289	497/267
Completion Pct.	59.6	53.7
Had Intercepted	21	23
Average per Pass Play	6.5	5.4
PUNTS/AVERAGE	86/40.4	88/43.1
NET PUNTING AVG	34.8	36.0
TOTAL RETURN YARDAGE	1584	1800
Punt Returns/Average	51/8.6	46/8.4
Kickoff Returns/Average	47/17.0	47/21.4
Intercept. Ret./Average	23/14.9	21/19.3
PENALTIES/YARDS	99/832	104/949
FUMBLES/BALL LOST	26/18	36/23
TOUCHDOWNS	39	35
Rushing	12	17
Passing	27	13
Returns	0	5
Extra Points Made/Attempts	36/38	34/35
Field Goals Made/Attempts	17/30	15/27
TOTAL POINTS	321	289

SCORE BY PERIODS	1	2	3	4	OT	Total
BRONCOS	67	91	74	86	3	321
OPPONENTS	63	80	71	75	0	289

SCORING	TD	Ru	Pa	Rt	PAT	FG	S	PTS
Steinfort	0	0	0	0	36/37	17/30	0	87
Watson	13	0	13	0	0/0	0/0	0	78
Lytle	5	4	1	0	0/0	0/0	0	30
Odoms	5	0	5	0	0/0	0/0	0	30
Canada	4	3	1	0	0/0	0/0	0	24
Upchurch	3	0	3	0	0/0	0/0	0	18
Parros	3	2	1	0	0/0	0/0	0	18
Preston	3	3	0	0	0/0	0/0	0	18
Egloff	1	0	1	0	0/0	0/0	0	6
Wright	1	0	1	0	0/0	0/0	0	6
Moses	1	0	1	0	0/0	0/0	0	6
Prestridge	0	0	0	0	0/1	0/0	0	0
BRONCOS	39	12	27	0	36/38	17/30	0	321
OPPONENTS	35	17	13	5	34/35	15/27	0	289

PASSING	Att.	Comp.	Yds.	Comp.%	Yd./Att.	TD	TD%	Int	Int%	LG	Sack/Lost	Rtg.
Morton	376	225	3195	59.8	8.50	21	5.6	14	3.7	95t	54/394	90.5
DeBerg	108	64	797	59.3	7.38	6	5.6	6	5.6	44	7/67	77.5
Reed	1	0	0	0.0	0.00	0	0.0	0	0.0	0	0/0	0.0
BRONCOS	485	289	3992	59.6	8.23	227	5.6	21	4.3	95t	61/461	86.7
OPPONENTS	497	267	3168	53.7	6.37	13	2.6	23	4.6	65t	36/295	62.8

RECEIVING	No.	Yds.	Avg.	Long	TD
Watson	60	1244	20.7	95t	13
Preston	52	507	9.8	37	0
Odoms	38	516	13.6	28	5
Reed	34	317	9.3	33	0
Upchurch	32	550	17.2	63	3
Parros	25	216	8.6	26	1
Egloff	17	231	13.6	40	1
Moses	15	246	16.4	30	1
Lytle	6	47	7.8	14t	1
Manning	3	49	16.3	34	0
Canada	3	37	12.3	20	1
Wright	3	22	7.3	14	1
Studdard	1	10	10.0	10	0
BRONCOS	289	3992	13.8	95t	27
OPPONENTS	267	3168	11.9	65t	13

INTERCEPTIONS	No.	Yds.	Avg.	Long	TD
Foley	5	81	16.2	24	0
Gradishar	4	38	9.5	16	0
Thompson	4	14	3.5	14	0
Swenson	3	53	17.7	32	0
Kyle	2	40	20.0	40	0
Harden	2	34	17.0	38	0
Smith	1	65	65.0	65	0
Manor	1	16	16.0	16	0
Evans	1	1	1.0	1	0
BRONCOS	23	342	14.9	65	0
OPPONENTS	21	405	19.3	69t	4

PUNTING	No.	Yds.	Avg.	TB	In20	B	
Prestridge	86	3478	40.4	5	20	67	0
OPPONENTS	88	3789	43.1	9	18	71	1

PUNT RETURNS	No.	FC	Yds.	Avg.	Long	TD
Manning	41	4	378	9.2	39	0
Upchurch	9	1	63	7.0	15	0
Kyle	1	0	0	0.0	0	0
BRONCOS	51	5	441	8.6	39	0
OPPONENTS	46	17	388	8.4	26	0

KICKOFF RETURNS	No.	Yds.	Avg.	Long	TD
Manning	26	514	19.8	31	0
Harden	11	178	16.2	23	0
Lytle	5	80	16.0	24	0
Canada	2	19	9.5	13	0
Egloff	1	7	7.0	7	0
Ryan	1	2	2.0	2	0
Preston	1	1	1.0	1	0
BRONCOS	47	801	17.0	31	0
OPPONENTS	47	1007	21.4	46	0

FIELD GOAL BREAKDOWN	Distance	1-19	20-29	30-39	40-49	50+	Total
Steinfort	0/0	6/9	5/11	6/8	0/2	17/30	
OPPONENTS	0/0	5/6	4/6	5/11	1/4	15/27	

SACKS: Jones 9.5, Chavous 4, Manor 4, Carter 3, Swenson 3, Latimer 2.5, Evans 2, Boyd 1, Gradishar 1, Thompson 1, Wright 1, **TOTAL 32.0**

1981 DEFENSIVE STATS

(based on coaches' film review)

	TT	UT	A	S-YDS	I-YDS	FR
1 Gradishar	258	168	90	1-8	4-38	0
2 Swenson	145	103	42	3-27	3-53	3
3 Jackson	144	95	49	4-33	0-0	1
4 Evans	126	81	45	2-10	1-1	1
5 Carter	101	67	34	3-18	0-0	1
6 Chavous	93	58	35	4-29	0-0	1
7 Thompson	91	59	32	1-9	4-14	2
8 Foley	87	53	34	0-0	5-81	1
9 Latimer	71	51	20	2.5-30	0-0	1
Jones	71	37	34	9.5-86	0-0	1
11 Kyle	68	62	6	0-0	2-40	4
12 D. Smith	45	42	3	0-0	1-65	2
13 Manor	39	27	12	4-35	1-16	0
14 Harden	37	23	14	0-0	2-34	1
15 P. Smith	35	32	3	0-0	0-0	0
16 Boyd	34	19	15	1-10	0-0	1
17 L. Wright	32	25	7	1-11	0-0	1
18 Ryan	22	15	7	0-0	0-0	0
19 Busick	1	1	0	0-0	0-0	2
Merrill	1	1	0	0-0	0-0	0
TOTALS	1,501	1,019	482	36-306	23-342	23

1981 GAMES STARTED

OFFENSE

DEFENSE

QB Morton, Craig	16	DE Chavous, Barney	16
RB Parros, Rick	16	DE Jones, Rulon	16
RB Preston, Dave	15	NT Carter, Ruben	16
WR Moses, Haven	6	LB Evans, Larry	16
WR Upchurch, Rick	10	LB Gradishar, Randy	16
WR Watson, Steve	12	LB Jackson, Tom	16
WR Wilson, Steve	1	LB Swenson, Bob	16
TE Eglolf, Ron	5	CB Kyle, Aaron	16
TE Odoms, Riley	15	CB Smith, Dennis	5
C Bryan, Billy	13	CB Smith, Perry	3
C Hyde, Glenn	3	CB Wright, Louis	8
T Clark, Kelvin	3	S Foley, Steve	12
T Lanier, Ken	1	S Harden, Mike	4
T Minor, Claudie	13	S Thompson, Billy	16
T Studdard, Dave	16		
G Giassic, Tom	16		
G Howard, Paul	15		

1981 COACHES

Dan Reeves (Head Coach), **Joe Collier** (Defensive Coordinator), **Rod Dowhower** (Wide Receivers), **Jerry Frei** (Offensive Line), **Reed Johnson** (Special Teams), **Stan Jones** (Defensive Line), **Charlie Lee** (Running Backs), **Richie McCabe** (Defensive Backs), **Nick Nicolau** (Special Assistant), **Fran Poltfoot** (Tight Ends), **Bob Zeman** (Linebackers).

1981 LEADERS / RANKINGS

INDIVIDUAL	PLAYER	NO.	AFR RANK	NFL RANK	NFL LEADER	NO.
Points	Steinfort	87	6	15†	Murray (DET/SFO)(DAL)	121
Rushing Yards	Parros	749	12	24	Rogers (NO)	1,674
Passing Yards	Morton	3,195	6	11	Fouts (SD)	4,802
Passer Rating	Morton	90.6	2†	2†	Anderson (CIN)	98.4
Receiving Yards	Watson	1,244	1†	3†	Jenkins (ATL)	1,358
Receptions	Watson	60	13	2†	Winslow (SD)	88
Interceptions	Foley	5	6†	21†	Walls (DAL)	11

OFFENSE	NO.	AFR RANK	NFL RANK	NFL LEADER	NO.
Points Per Game	20.1	9	17	San Diego	29.9
Total Yards Per Game	339.1	7	14	San Diego	421.5
Yards Per Play	5.1	7†	14†	San Diego	6.0
Rushing Yards Per Game	118.4	11	21	Detroit	174.7
Net Passing Yards Per Game	220.7	5	8	San Diego	296.2

DEFENSE	NO.	AFR RANK	NFL RANK	NFL LEADER	NO.
Points Per Game	18.1	4	9	Philadelphia	13.8
Total Yards Per Game	304.9	2	6	Philadelphia	277.9
Yards Per Play	4.9	3†	9†	New York Giants	4.2
Rushing Yards Per Game	125.3	7	13	Detroit	101.4
Net Passing Yards Per Game	179.6	2	5	Philadelphia	168.5

1981 KEY AWARDS

Pro Bowl (4): LB Randy Gradishar, LB Bob Swenson, S Billy Thompson, WR Steve Watson. **AP All-Pro (2):** LB Randy Gradishar (second team), LB Bob Swenson (first team).

1981 NFL STANDINGS

AFC EAST

Team	W	L	T	Pct	PF	PA
y-Miami	11	4	1	.719	345	275
x-New York Jets	10	5	1	.666	355	287
x-Buffalo	10	6	0	.625	311	276
New England	2	14	0	.125	322	370
Baltimore	2	14	0	.125	259	533

AFC CENTRAL

Team	W	L	T	Pct	PF	PA
*y-Cincinnati	12	4	0	.750	421	304
Pittsburgh	8	8	0	.500	356	297
Houston	7	9	0	.438	281	355
Cleveland	5	11	0	.313	276	375

AFC WEST

Team	W	L	T	Pct	PF	PA
y-San Diego	10	6	0	.625	478	390
Denver	10	6	0	.625	321	289
Kansas City	9	7	0	.563	343	290
Oakland	7	9	0	.438	273	343
Seattle	6	10	0	.375	322	388

NFC EAST

Team	W	L	T	Pct	PF	PA
y-Dallas	12	4	0	.750	367	277
x-Philadelphia	10	6	0	.625	368	221
x-New York Giants	9	7	0	.563	295	257
Washington	8	8	0	.500	347	349
St. Louis	7	9	0	.438	315	408

NFC CENTRAL

Team	W	L	T	Pct	PF	PA
y-Tampa Bay	9	7	0	.563	315	268
Detroit	8	8	0	.500	397	322
Green Bay	8	8	0	.500	324	361
Minnesota	7	9	0	.438	325	369
Chicago	6	10	0	.375	253	324

NFC WEST

Team	W	L	T	Pct	PF	PA
*y-San Francisco	13	3	0	.813	357	250
Atlanta	7	9	0	.438	426	355
Los Angeles	6	10	0	.375	303	351
New Orleans	4	12	0	.250	207	378

*x - Wild Card Qualifier; y - Division Title; * - Home-field Advantage*

WILD CARD PLAYOFF GAMES

12/27 - Buffalo 31, at New York Jets 27
12/27 - New York Giants 27, at Philadelphia 21

DIVISIONAL PLAYOFF GAMES

1/2 - San Diego 41, at Miami 38 (OT)
1/2 - at Dallas 38, Tampa Bay 0
1/3 - at Cincinnati 28, Buffalo 21
1/3 - at San Francisco 38, New York Giants 24

CONFERENCE CHAMPIONSHIPS

1/10 - at Cincinnati 27, San Diego 7
1/10 - at San Francisco 28, Dallas 27

SUPER BOWL XVI (PONTIAC, MICH.)

1/24 - San Francisco 26, Cincinnati 21

1980 FINAL STATISTICS (8-8)

Head Coach: Red Miller AFC West: 4th Home Stadium: Mile High Stadium

Date	W-L	Score	Opponent	Attendance	RUSHING	No.	Yds.	Avg.	Long	TD
Sept 7	L	6-27	at Philadelphia	70,307	Jensen	101	476	4.7	32	2
Sept 14	W	41-20	Dallas	74,919	Armstrong	106	470	4.4	20	4
Sept 21	L	13-30	San Diego	74,970	Preston	111	385	3.5	19	4
Sept 29	L	14-23	at New England	59,602	Lytle	57	227	3.9	35	1
Oct 5	W	19-16	at Cleveland	81,065	Keyworth	38	127	3.3	14	1
Oct 13	W	20-17	Washington	74,657	McCutcheon	12	52	4.3	12	0
Oct 19	L	17-23	Kansas City	74,459	Upchurch	5	49	9.8	21	0
Oct 26	W	14-9	at New York Giants	67,598	Robinson	21	47	2.2	22	3
Nov 2	L	16-20	Houston	74,717	Morton	21	29	1.4	9	1
Nov 9	W	20-13	at San Diego	51,435	Moorehead	6	7	3.5	4	0
Nov 16	W	31-24	New York Jets	72,114	Knapple	6	0	0.0	0	0
Nov 23	W	36-20	Seattle	73,274	BRONCOS	480	1865	3.9	35	16
Dec 1	L	3-9	at Oakland	51,583	OPPONENTS	554	2117	3.8	55	10
Dec 7	L	14-31	at Kansas City	40,237						
Dec 14	L	21-24	Oakland	73,974						
Dec 21	W	25-17	at Seattle	51,853						

TEAM STATISTICS		Den	Opp
TOTAL FIRST DOWNS			
Rushing	107	125	
Passing	158	158	
Penalty	21	20	
3RD DOWN: MADE/ATT	84/223	91/228	
3rd Down Pct.	37.7	39.9	
TOTAL NET YARDS			
Avg. Per Game	290.1	327.6	
Total Plays	992	1043	
Avg. Per Play	4.7	5.0	
NET YARDS RUSHING			
Avg. Per Game	186.5	211.7	
Total Rushes	480	554	
NET YARDS PASSING			
Avg. Per Game	173.6	195.3	
Sacked/Yards Lost	44/330	39/324	
Gross Yards	3107	3449	
Att./Completions	467/262	449/270	
Completion Pct.	56.1	60.1	
Had Intercepted	25	16	
Average per Pass Play	5.4	6.4	
PUNTS/AVERAGE			
NET PUNTING AVG	35.9	34.1	
TOTAL RETURN YARDAGE			
Punt Returns/Average	42/9.7	52/8.5	
Kickoff Returns/Average	62/20.4	55/21.6	
Intercept. Ret./Average	16/21.4	25/15.6	
PENALTIES/YARDS			
FUMBLES/BALL LOST	93/899	101/850	
TOUCHDOWNS	25/12	26/12	
Rushing	33	34	
Passing	16	10	
Returns	4	4	
Extra Points Made/Attempts	32/33	32/34	
Field Goals Made/Attempts	26/34	29/40	
TOTAL POINTS	310	323	

SCORE BY PERIODS	1	2	3	4	OT	Total
BRONCOS	63	90	86	71	0	310
OPPONENTS	39	158	38	88	0	323

SCORING	TD	Ru	Pa	Rt	PAT	FG	S	PTS
Steinfort	0	0	0	0	32/33	26/34	0	110
Odoms	6	0	6	0	0/0	0/0	0	36
Moses	4	0	4	0	0/0	0/0	0	24
Preston	4	4	0	0	0/0	0/0	0	24
Armstrong	4	4	0	0	0/0	0/0	0	24
Robinson	3	3	0	0	0/0	0/0	0	18
Upchurch	3	0	3	0	0/0	0/0	0	18
Jensen	3	2	1	0	0/0	0/0	0	18
Lytle	1	1	0	0	0/0	0/0	0	6
Morton	1	1	0	0	0/0	0/0	0	6
Gradishar	1	0	0	1	0/0	0/0	0	6
Latimer	1	0	0	1	0/0	0/0	0	6
Keyworth	1	1	0	0	0/0	0/0	0	6
Thompson	0	0	0	1	0/0	0/0	0	6
Jones	0	0	0	0	0/0	0/0	1	2
BRONCOS	33	16	14	3	32/33	26/34	1	310
OPPONENTS	34	10	20	4	32/34	29/40	0	323

PASSING	Att.	Comp.	Yds.	Comp.%	Yd./Att.	TD	TD%	Int	Int%	LG	Sack/Lost	Rtg.
Morton	301	183	2150	60.8	7.14	12	4.0	13	4.3	41	26/190	77.8
Robinson	162	78	942	48.1	5.81	2	1.2	12	7.4	52	17/136	39.5
Knapple	4	1	15	25.0	3.75	0	0.0	0	0.0	0	0/0	42.7
McCutcheon	0	0	0	0.0	0.00	0	0.0	0	0.0	0	1/4	39.5
BRONCOS	467	262	3107	56.1	6.65	14	3.0	25	5.4	52	44/330	64.0
OPPONENTS	449	270	3449	60.1	7.68	20	4.5	16	3.6	56t	39/324	84.1

RECEIVING	No.	Yds.	Avg.	Long	TD
Jensen	49	377	7.7	28	1
Upchurch	46	605	13.2	35	3
Odoms	39	590	15.1	30	6
Moses	38	674	17.7	33	4
Preston	35	309	8.8	36	0
Lytle	18	177	9.8	27	0
Keyworth	7	87	5.8	22	0
Armstrong	7	23	3.3	8	0
Watson	6	146	24.3	52	0
Egloff	6	85	14.2	24	0
Brunson	1	15	15.0	15	0
McCutcheon	1	12	12.0	12	0
Larson	1	7	7.0	7	0
BRONCOS	262	3107	11.9	52	14
OPPONENTS	270	3449	12.8	56t	20

INTERCEPTIONS	No.	Yds.	Avg.	Long	TD
Foley	4	115	28.8	36	0
Gradishar	2	96	48.0	93t	1
Thompson	2	49	24.5	36	0
Smith	2	3	1.5	3	0
Ryan	1	21	21.0	21	0
Harvey	1	18	18.0	18	0
Latimer	1	15	15.0	15t	1
Evans	1	13	13.0	13	0
Jackson	1	11	11.0	11	0
Nairne	1	2	2.0	2	0
BRONCOS	16	343	21.4	93t	2
OPPONENTS	25	390	15.6	68t	2

PUNTING	No.	Yds.	Avg.	TB	In20	Long	B
Prestridge	70	3076	43.9	6	10	57	0
OPPONENTS	70	2914	41.6	6	13	64	0

PUNT RETURNS	No.	FC	Yds.	Avg.	Long	TD
Upchurch	37	6	353	9.5	34	0
Harden	2	0	36	18.0	23	0
Brunson	0	0	12	6.0	12	0
Preston	1	0	7	7.0	7	0
BRONCOS	42	6	408	9.7	34	0
OPPONENTS	52	4	443	8.5	75t	1

KICKOFF RETURNS	No.	Yds.	Avg.	Long	TD
Brunson	40	923	23.1	53	0
Harden	12	214	17.8	35	0
Preston	5	106	21.2	26	0
Lytle	1	19	19.0	19	0
Moorehead	1	18	18.0	18	0
Jensen	1	5	5.0	5	0
Watson	1	5	5.0	5	0
Ryan	1	0	0.0	0	0
BRONCOS	62	1290	20.8	53	0
OPPONENTS	55	1188	21.6	38	0

FIELD GOAL BREAKDOWN	Distance	1-19	20-29	30-39	40-49	50+	Total
Steinfort	2/2	5/5	4/5	10/14	5/8	26/34	
OPPONENTS	2/2	9/11	10/14	7/9	1/4	29/40	

SACKS: Jones 11.5, Boyd 9, T. Jackson 5.5, Chavous 4.5, Carter 3.5, Manor 2, Latimer 1, Evans 1, Gradishar 1, **TOTAL 39.0**

1980 DEFENSIVE STATS

(based on coaches' film review)

	TT	UT	A	S-YDS	I-YDS	FR
1 Gradishar	250	150	100	1-6	2-96	0
2 Evans	170	112	58	1-9	1-13	0
3 T. Jackson	169	106	63	5.5-53	0-0	0
4 Nairne	150	109	41	0-0	1-2	2
5 Thompson	122	81	41	0-0	2-49	0
6 Carter	111	76	35	3.5-36	0-0	2
7 Foley	106	77	29	0-0	4-115	0
8 Chavous	101	55	46	4.5-40	0-0	1
9 Jones	82	47	35	11.5-98	0-0	1
10 Wright	76	59	17	0-0	0-0	2
11 Kyle	72	53	19	0-0	0-0	1
12 Latimer	71	50	21	1-8	1-15	0
13 Manor	64	40	24	2-18	0-0	1
14 Boyd	42	27	15	9-87	0-0	1
15 Rizzo	35	22	13	0-0	0-0	0
16 Ryan	29	18	11	0-0	1-21	0
17 Harvey	27	20	7	0-0	1-18	0
18 Short	24	15	9	0-0	0-0	0
19 B. Jackson	23	17	6	0-0	1-11	0
20 P. Smith	7	5	2	0-0	2-3	0
21 Harden	3	3	0	0-0	0-0	0
TOTALS	1,734	1,142	592	39-355	16-343	11

1980 GAMES STARTED

OFFENSE	DEFENSE	
QB Morton, Craig	9 DE Chavous, Barney	16
QB Robinson, Matt	7 DE Jones, Rulon	1
RB Armstrong, Otis	6 DE Manor, Brison	15
RB Jensen, Jim	13 NT Carter, Rubin	16
RB Keyworth, Jon	3 LB Evans, Larry	12
RB Preston, Dave	10 LB Gradishar, Randy	16
WR Moses, Haven	14 LB Jackson, Tom	16
WR Upchurch, Rick	14 LB Nairne, Rob	16
WR Watson, Steve	1 LB Rizzo, Joe	4
TE Egloff, Ron	4 CB Kyle, Aaron	9
TE Odoms, Riley	15 CB Smith, Perry	1
C Bryan, Billy	16 CB Wright, Louis	15
T Clark, Kelvin	5 S Foley, Steve	16
T Minor, Claudie	15 S Harvey, Maurice	3
T Studdard, Dave	12 S Jackson, Bernard	4
G Glassic, Tom	14 S Thompson, Billy	16
G Howard, Paul	13	
G Hyde, Glenn	5	

1980 COACHES

Red Miller (Head Coach), **Marv Braden** (Special Teams), **Joe Collier** (Defensive Coordinator), **Whitey Dovel** (Offensive Line), **Rod Dowhower** (Offensive Coordinator), **Stan Jones** (Defensive Line), **Richie McCabe** (Defensive Backs), **Fran Polstoof** (Wide Receivers), **Paul Roach** (Offensive Backfield), **Bob Zeman** (Linebackers).

1980 LEADERS / RANKINGS

INDIVIDUAL	PLAYER	NO.	AFC RANK	NFL RANK	NFL LEADER	NO.
Points	Steinfort	110	3	4	Smith (NE)	129
Rushing Yards	Jensen	476	20	39	Campbell (HOU)	1,934
Passing Yards	Morton	2,150	12	24	Fouts (SD)	4,715
Passer Rating	Morton	77.8	3	10	Sipe (CLE)	91.4
Receiving Yards	Moses	674	21	37	Jefferson (SD)	1,340
Receptions	Jensen	49	14t	23t	Winslow (SD)	89
Interceptions	Foley	4	7t	7t	Hayes (OAK)	13

OFFENSE	NO.	AFC RANK	NFL RANK	NFL LEADER	NO.
Points Per Game	19.4	9	16	Dallas	28.4
Total Yards Per Game	290.1	12	25	San Diego	400.6
Yards Per Play	4.7	10	21t	San Diego	5.6
Rushing Yards Per Game	116.6	12	20	Los Angeles	174.9
Net Passing Yards Per Game	173.6	10	18	San Diego	283.2

DEFENSE	NO.	AFC RANK	NFL RANK	NFL LEADER	NO.
Points Per Game	20.2	8	16	Philadelphia	13.9
Total Yards Per Game	327.6	10	15	Buffalo	256.3
Yards Per Play	5.0	9t	15t	Philadelphia	4.3
Rushing Yards Per Game	132.3	12	20	Philadelphia	101.1
Net Passing Yards Per Game	195.3	9	15	Washington	156.5

1980 KEY AWARDS

All-Pro (2): LB Randy Gradishar (*The Sporting News*), K Fred Steinfort (*Pro Football Weekly*, *The Sporting News*). **Pro Football Weekly Golden Toe Award:** K Fred Steinfort.

1980 NFL STANDINGS

AFC EAST

Team	W	L	T	Pct	PF	PA
y-Buffalo	11	5	0	.688	320	260
New England	10	6	0	.625	441	325
Miami	8	8	0	.500	266	305
Baltimore	7	9	0	.438	355	387
New York Jets	4	12	0	.250	302	395

AFC CENTRAL

Team	W	L	T	Pct	PF	PA
y-Cleveland	11	5	0	.688	357	310
x-Houston	11	5	0	.688	295	251
Pittsburgh	9	7	0	.563	352	313
Cincinnati	6	10	0	.375	244	312

AFC WEST

Team	W	L	T	Pct	PF	PA
*y-San Diego	11	5	0	.688	418	327
x-Oakland	11	5	0	.688	364	306
Kansas City	8	8	0	.500	319	336
Denver	8	8	0	.500	310	323
Seattle	4	12	0	.250	291	408

NFC EAST

Team	W	L	T	Pct	PF	PA
y-Philadelphia	12	4	0	.750	384	222
x-Dallas	12	4	0	.750	454	311
Washington	6	10	0	.375	261	293
St. Louis	5	11	0	.313	299	350
New York Giants	4	12	0	.250	249	425

NFC CENTRAL

Team	W	L	T	Pct	PF	PA
y-Minnesota	9	7	0	.563	317	308
Detroit	9	7	0	.563	334	272
Chicago	7	9	0	.438	304	264
Tampa Bay	5	10	1	.344	271	341
Green Bay	5	10	1	.344	231	371

NFC WEST

Team	W	L	T	Pct	PF	PA
*y-Atlanta	12	4	0	.750	405	272
x-Los Angeles	11	5	0	.688	424	289
San Francisco	6	10	0	.375	320	415
New Orleans	1	15	0	.063	291	487

x - Wild Card Qualifier; y - Division Title; * - Home-field Advantage

WILD CARD PLAYOFF GAMES

12/28 - at Oakland 27, Houston 7
12/28 - at Dallas 34, Los Angeles 13

DIVISIONAL PLAYOFF GAMES

1/3 - at San Diego 20, Buffalo 14
1/3 - at Philadelphia 31, Minnesota 16
1/4 - Oakland 14, at Cleveland 12
1/4 - Dallas 30, at Atlanta 27

CONFERENCE CHAMPIONSHIPS

1/11 - Oakland 34, at San Diego 27
1/11 - at Philadelphia 20, Dallas 7

SUPER BOWL XV (NEW ORLEANS)

1/25 - Oakland 27, Philadelphia 10

1979 FINAL STATISTICS (10-6)

Head Coach: Red Miller AFC West: 2nd Home Stadium: Mile High Stadium

Date	W-L	Score	Opponent	Attendance	RUSHING	No.	Yds.	Avg.	Long	TD
Sept 2	W	10-0	Cincinnati	74,788	Armstrong	108	453	4.2	26	1
Sept 6	L	9-13	Los Angeles	74,884	Jensen	106	400	3.8	30	1
Sept 16	W	20-17	at Atlanta (OT)	57,677	Lytle	102	371	3.6	19	4
Sept 23	W	37-34	Seattle	74,879	Keyworth	81	323	4.0	17	1
Sept 30	L	3-27	at Oakland	52,632	Preston	43	169	3.9	18	1
Oct 7	W	7-0	San Diego	74,997	Canada	36	143	4.0	17	0
Oct 14	W	24-10	at Kansas City	74,292	Weese	18	116	6.4	20	3
Oct 22	L	7-42	at Pittsburgh	49,699	Prestridge	1	29	29.0	29	0
Oct 28	W	20-3	Kansas City	74,908	Morton	23	13	0.6	7	1
Nov 4	W	10-3	New Orleans	74,482	Upchurch	3	17	5.7	18	0
Nov 11	W	45-10	New England	74,379	Dixon	3	9	3.0	7	0
Nov 18	W	38-28	at San Francisco	42,910	Odoms	1	-7	-7.0	-7	0
Nov 25	L	10-14	Oakland	74,186	BRONCOS	525	2036	3.8	30	13
Dec 2	W	19-16	at Buffalo	37,886	OPPONENTS	502	1693	3.4	72	16
Dec 8	L	23-28	at Seattle	60,038						
Dec 17	L	7-17	at San Diego	51,906						

TEAM STATISTICS		Den	Opp	RECEIVING		No.	Yds.	Avg.	Long	TD
TOTAL FIRST DOWNS		306	273	Upchurch	64	937	14.6	47	7	
Rushing		130	100	Moses	54	943	17.5	64t	6	
Passing		149	146	Odoms	40	638	16.0	45	1	
Penalty		27	27	Jensen	19	144	7.6	25t	1	
3RD DOWN: MADE/ATT		77/222	95/248	Preston	19	137	7.2	19	1	
3rd Down Pct.		34.7	38.3	Keyworth	18	132	7.3	18	0	
TOTAL NET YARDS		5142	4852	Armstrong	14	138	9.9	17	1	
Avg. Per Game		321.4	303.3	Lytle	13	93	7.2	12	0	
Total Plays		1044	1033	Watson	6	83	13.8	22	0	
Avg. Per Play		4.9	4.7	Egloff	5	70	14.0	22	0	
NET YARDS RUSHING		2040	1693	Dolbin	3	74	24.7	45	0	
Avg. Per Game		127.5	105.8	Canada	3	36	12.0	15	0	
Total Rushes		524	502	Turner	1	6	6.0	6	0	
NET YARDS PASSING		3102	3159	Studdard	1	2	2.0	2t	1	
Avg. Per Game		193.9	197.4	BRONCOS	260	3433	13.2	64t	18	
Sacked/Yards Lost		44/331	19/162	OPPONENTS	296	3321	11.2	65	11	
Gross Yards		3433	3321							
Att./Completions		476/260	512/296	INTERCEPTIONS		No.	Yds.	Avg.	Long	TD
Completion Pct.		54.6	57.8	Foley	6	14	2.3	7	0	
Had Intercepted		23	19	Thompson	4	57	14.3	28	0	
PUNTS/AVERAGE		89/39.9	88/42.1	Swenson	3	0	0.0	0	0	
NET PUNTING AVG		33.0	34.1	Rizzo	2	20	10.0	25	0	
PENALTIES/YARDS		116/1006	118/1033	Wright	2	20	10.0	15	0	
FUMBLES/BALL LOST		35/18	30/19	T. Jackson	1	34	34.0	34	0	
TOUCHDOWNS		36	31	West	1	26	26.0	26	0	
Returns		5	4	B. Jackson	0	*13	—	13	0	
TOTAL POINTS		289	262	BRONCOS	19	189	9.9	34	0	
				OPPONENTS	23	291	12.7	50t	1	

SCORE BY PERIODS		1	2	3	4	OT	Total	PUNTING		No.	Yds.	Avg.	TB	In20	Long	B
BRONCOS		64	83	99	40	3	289	Prestridge	89	3555	39.9	7	17	63	0	
OPPONENTS		37	107	44	74	0	262	OPPONENTS	88	3705	42.1	15	20	62	0	

SCORING		TD	Ru	Pa	Rt	PAT	FG	S	PTS	PUNTS RETURNS		No.	Yds.	Avg.	Long	TD		
Turner		0	0	0	0	32/34	13/21	0	71	Upchurch	30	5	304	10.1	44	0		
Upchurch		7	0	7	0	0/0	0/0	0	42	Preston	7	1	78	11.1	22	0		
Moses		6	0	6	0	0/0	0/0	0	36	Pane	5	3	20	4.0	10	0		
Lytle		4	4	0	0	0/0	0/0	0	24	West	1	0	-1	-1.0	-1	0		
Weese		3	3	0	0	0/0	0/0	0	18	BRONCOS	43	9	401	9.3	44	0		
Armstrong		3	2	1	0	0/0	0/0	0	18	OPPONENTS	52	11	480	9.2	33	0		
Preston		2	1	1	0	0/0	0/0	0	12	KICKOFF RETURNS		No.	Yds.	Avg.	Long	TD		
Jensen		2	1	1	0	0/0	0/0	0	12	Pane	18	354	19.7	30	0			
Morton		1	1	0	0	0/0	0/0	0	6	Preston	13	336	25.8	37	0			
Keyworth		1	1	0	0	0/0	0/0	0	6	Upchurch	5	79	15.8	26	0			
Odoms		1	0	1	0	0/0	0/0	0	6	B. Jackson	4	53	13.3	21	0			
Studdard		1	0	1	0	0/0	0/0	0	6	Dixon	3	53	17.7	24	0			
Swenson		1	0	0	1	0/0	0/0	0	6	Canada	3	31	10.3	18	0			
Nairne		1	0	0	1	0/0	0/0	0	6	Grant	1	25	25.0	25	0			
Thompson		1	0	0	1	0/0	0/0	0	6	Armstrong	1	21	21.0	21	0			
Wright		1	0	0	1	0/0	0/0	0	6	Kinney	1	14	14.0	14	0			
Carter		1	0	0	1	0/0	0/0	0	6	Egloff	1	0	0.0	0	0			
TEAM		0	0	0	0	0/0	0/0	1	2	BRONCOS	50	966	19.3	37	0			
BRONCOS		36	13	18	5	32/34	13/21	1	289	OPPONENTS	57	1173	20.6	85t	1			
OPPONENTS		31	16	11	4	31/31	15/26	0	262	FIELD GOAL BREAKDOWN		Distance	1-19	20-29	30-39	40-49	50+	Total

TURNER:		(37N,37G)	()	(24G,32N,24G)	(27G)	(32N, 19G)	()	(28G, 40B)		
		()	()	(27G,37N)	(49G)	(32G)	(30G)	(23G,22N,28N,32G)	(41N,29G)	()

SACKS:		Manor 6.5,	Chavous 4,	T. Jackson 3.5,	Evans 1.5,	Latimer 1,	Radford 1,	Thompson 1,	Grant 1,	TOTAL 19.0
--------	--	------------	------------	-----------------	------------	------------	------------	-------------	----------	------------

PASSING	Att.	Comp.	Yds.	Comp. %	Yd./Att.	TD	TD%	Int	Int%	LG	Sack/Lost	Rtg.
Morton	370	204	2626	55.1	7.10	16	4.3	19	5.1	64t	31/245	70.6
Weese	97	53	731	54.6	7.54	1	1.0	3	3.1	50	13/86	69.4
Penrose	5	2	44	40.0	8.80	0	0.0	1	20.0	29	0/0	70.3
Keyworth	1	1	32	100.0	32.00	1	100.0	0	0.0	32t	0/0	158.3
Preston	1	0	0	0.0	0.00	0	0.0	0	0.0	0	0/0	39.5
Upchurch	1	0	0	0.0	0.00	0	0.0	0	0.0	0	0/0	39.5
Prestridge	1	0	0	0.0	0.00	0	0.0	0	0.0	0	0/0	39.5
BRONCOS	476	260	3433	54.6	7.21	18	3.8	23	4.8	64t	44/331	70.3
OPPONENTS	512	296	3321	57.8	6.49	11	2.1	19	3.7	65	19/162	68.8



1979 DEFENSIVE STATS

(based on coaches' film review)

	TT	UT	A	S-YDS	I-YDS	FR
1 Gradishar	235	146	89	0-0	0-0	1
2 Swenson	163	110	53	0-0	3-0	4
3 Chavous	122	82	40	4-31	0-0	0
4 Rizzo	121	85	36	0-0	2-25	1
5 T. Jackson	107	71	36	3.5-25	1-34	2
6 Manor	102	72	30	6.5-59	0-0	1
7 Thompson	101	74	27	1-9	4-57	1
8 Carter	91	46	45	0-0	0-0	2
9 Wright	90	73	17	0-0	2-20	0
10 Foley	79	62	17	0-0	6-14	1
11 Grant	66	43	23	0.5-7	0-0	1
12 Latimer	64	44	20	1-9	0-0	1
13 Evans	59	46	13	1.5-15	0-0	0
West	59	37	22	0-0	1-26	1
15 B. Jackson	56	34	22	0-0	0-0	0
16 Nairne	46	32	14	0-0	0-0	0
17 Radford	17	9	8	1-6	0-0	1
18 Pane	6	4	2	0-0	0-0	0
19 Ryan	5	4	1	0-0	0-0	1
20 Lathrop	1	1	0	0-0	0-0	0
TOTALS	1,590	1,075	515	19-161	19-189	18

1979 GAMES STARTED

OFFENSE	DEFENSE	
QB Morton, Craig	10 DE Chavous, Barney	16
QB Weese, Norris	6 DE Manor, Brison	16
RB Armstrong, Otis	1 NT Carter, Rubin	15
RB Jensen, Jim	7 NT Latimer, Don	1
RB Keyworth, Jon	9 LB Evans, Larry	4
RB Lytle, Rob	12 LB Gradishar, Randy	15
RB Preston, Dave	3 LB Jackson, Tom	13
WR Moses, Haven	16 LB Nairne, Bob	4
WR Upchurch, Rick	16 LB Rizzo, Joe	12
TE Egloff, Ron	4 LB Swenson, Bob	16
TE Odoms, Riley	12 CB Foley, Steve	16
C Bryan, Billy	16 CB Wright, Louis	16
T Minor, Claudie	16 S Jackson, Bernard	9
T Studdard, Dave	16 S Thompson, Billy	16
G Glassic, Tom	16 S West, Charlie	7
G Howard, Paul	16	

1979 COACHES

Red Miller (Head Coach), Marv Braden (Special Teams), Joe Collier (Defensive Coordinator), Whitley Dovell (Offensive Line), Stan Jones (Defensive Line), Richie McCabe (Defensive Backs), Babe Parilli (Quarterbacks), Fran Poltfoot (Wide Receivers), Paul Roach (Offensive Backfield), Bob Zeman (Linebackers).

1979 LEADERS / RANKINGS

INDIVIDUAL	PLAYER	NO.	AFC RANK	NFL RANK	NFL LEADER	NO.
Points	Turner	71	11	18	Smith (NE)	115
Rushing Yards	Armstrong	453	22	44	Campbell (HOU)	1,697
Passing Yards	Morton	2,626	10	16	Fouts (SD)	4,082
Passer Rating	Morton	70.7	11	16	Staubach (DAL)	92.3
Receiving Yards	Moses	943	9	15	Largent (SEA)	1,237
Receptions	Upchurch	64	5	9	Washington (BAL)	82
Interceptions	Foley	6	4t	6t	Reinfield (HOU)	12

OFFENSE	NO.	AFC RANK	NFL RANK	NFL LEADER	NO.
Points Per Game	18.1	11	20	Pittsburgh	26.0
Total Yards Per Game	321.4	8	12	Pittsburgh	391.1
Yards Per Play	4.9	6	9	Pittsburgh	5.8
Rushing Yards Per Game	127.5	9	18	New York Jets	165.4
Net Passing Yards Per Game	193.9	9	13	San Diego	244.7

DEFENSE	NO.	AFC RANK	NFL RANK	NFL LEADER	NO.
Points Per Game	16.4	3t	5t	Tampa Bay	14.8
Total Yards Per Game	303.3	5	10	Tampa Bay	246.8
Yards Per Play	4.7	5	11	Tampa Bay	3.9
Rushing Yards Per Game	105.8	1	1	Denver	105.8
Net Passing Yards Per Game	197.4	11	23	Tampa Bay	129.8

1979 KEY AWARDS

Pro Bowl (4): LB Randy Gradishar, LB Tom Jackson, WR Rick Upchurch, CB Louis Wright. AP All-Pro (3): LB Randy Gradishar (second team), WR Rick Upchurch (second team), CB Louis Wright (first team).

1979 NFL STANDINGS

AFC EAST

Team	W	L	T	Pct	PF	PA
y-Miami	10	6	0	.625	341	257
New England	9	7	0	.563	411	326
New York Jets	8	8	0	.500	337	383
Buffalo	7	9	0	.438	268	279
Baltimore	5	11	0	.313	271	351

AFC CENTRAL

Team	W	L	T	Pct	PF	PA
y-Pittsburgh	12	4	0	.750	416	262
x-Houston	11	5	0	.688	362	331
Cleveland	9	7	0	.563	359	352
Cincinnati	4	12	0	.250	337	421

AFC WEST

Team	W	L	T	Pct	PF	PA
*y-San Diego	12	4	0	.750	411	246
x-Denver	10	6	0	.625	289	262
Seattle	9	7	0	.563	378	372
Oakland	9	7	0	.563	365	337
Kansas City	7	9	0	.438	238	262

NFC EAST

Team	W	L	T	Pct	PF	PA
*y-Dallas	11	5	0	.688	371	313
x-Philadelphia	11	5	0	.688	339	282
Washington	10	6	0	.625	348	295
New York Giants	6	10	0	.375	237	323
St. Louis	5	11	0	.313	307	358

NFC CENTRAL

Team	W	L	T	Pct	PF	PA
y-Tampa Bay	10	6	0	.625	273	237
x-Chicago	10	6	0	.625	306	249
Minnesota	7	9	0	.438	259	337
Green Bay	5	11	0	.313	246	316
Detroit	2	14	0	.125	219	365

NFC WEST

Team	W	L	T	Pct	PF	PA
y-Los Angeles	9	7	0	.563	323	309
New Orleans	8	8	0	.500	370	360
Atlanta	6	10	0	.375	300	388
San Francisco	2	14	0	.125	308	416

x - Wild Card Qualifier; y - Division Title; * - Home-field Advantage

WILD CARD PLAYOFF GAMES

12/23 - at Houston 13, Denver 7
12/23 - at Philadelphia 27, Chicago 17

DIVISIONAL PLAYOFF GAMES

12/29 - Houston 17, at San Diego 14
12/29 - at Tampa Bay 24, Philadelphia 17
12/30 - at Pittsburgh 34, Miami 14
12/30 - Los Angeles 21, at Dallas 19

CONFERENCE CHAMPIONSHIPS

1/6 - at Pittsburgh 27, Houston 13
1/6 - Los Angeles 9, at Tampa Bay 0

SUPER BOWL XIV (PASADENA, CALIF.)

1/20 - Pittsburgh 31, Los Angeles 19

1978 FINAL STATISTICS (10-6)

Head Coach: Red Miller AFC West: 1st Home Stadium: Mile High Stadium

Date	W-L	Score	Opponent	Attendance	RUSHING	No.	Yds.	Avg.	Long	TD
Sept 3	W	14-6	Oakland	74,904	Perrin	108	455	4.2	28	4
Sept 11	L	9-12	at Minnesota (OT)	46,508	Keyworth	112	444	4.0	30	3
Sept 17	W	27-14	San Diego	74,983	Armstrong	112	381	3.4	20	1
Sept 24	W	23-17	at Kansas City (OT)	60,593	Canada	79	365	4.6	47	3
Oct 1	W	28-7	Seattle	74,989	Lytle	81	341	4.2	25	2
Oct 8	L	0-23	at San Diego	50,077	Preston	66	296	4.5	16	1
Oct 16	W	16-7	Chicago	75,008	Morton	17	71	4.2	12	0
Oct 22	L	6-7	at Baltimore	54,057	Weese	17	48	2.8	8	1
Oct 29	W	20-17	at Seattle (OT)	62,948	Upchurch	5	31	6.2	11	0
Nov 5	L	28-31	New York Jets	74,983	Foley	1	14	14.0	14	0
Nov 12	W	19-7	at Cleveland	70,856	Odoms	2	5	2.5	7	0
Nov 19	W	16-3	Green Bay	74,965	Penrose	1	0	0.0	0	0
Nov 23	L	14-17	at Detroit	71,785	BRONCOS	601	2451	4.0	47	15
Dec 3	W	21-6	at Oakland	53,932	OPPONENTS	549	1979	3.6	76	12
Dec 10	W	24-3	Kansas City	74,149						
Dec 16	L	17-21	Pittsburgh	74,104						

TEAM STATISTICS		Den	Opp
TOTAL FIRST DOWNS		294	251
Rushing		129	106
Passing		137	120
Penalty		28	25
3RD DOWN: MADE/ATT		81/226	88/249
3rd Down Pct.		35.8	35.3
TOTAL NET YARDS		4829	4448
Avg. Per Game		301.8	278.0
Total Plays		1039	1016
Avg. Per Play		4.6	4.4
NET YARDS RUSHING		2451	1979
Avg. Per Game		143.2	123.7
Total Rushes		601	549
NET YARDS PASSING		2378	2469
Avg. Per Game		148.6	154.3
Sacked/Yards Lost		48/332	30/243
Gross Yards		2710	2712
Att./Completions		391/217	438/246
Completion Pct.		55.5	56.2
Had Intercepted		17	31
PUNTS/AVERAGE		96/36.4	88/39.9
NET PUNTING AVG		32.8	29.9
PENALTIES/YARDS		132/1092	114/894
FUMBLES/BALL LOST		28/17	28/13
TOUCHDOWNS		36	21
Rushing		15	12
Passing		17	9
Returns		4	0
TOTAL POINTS		282	198

SCORE BY PERIODS		1	2	3	4	OT	Total
BRONCOS		58	55	71	89	9	282
OPPONENTS		44	75	50	26	3	198

SCORING		TD	Ru	Pa	Rt	PAT	FG	S	PTS
Turner		0	0	0	0	31/35	11/22	0	64
Odoms		6	0	6	0	0/0	0/0	0	36
Perrin		5	4	1	0	0/0	0/0	0	30
Moses		5	0	5	0	0/0	0/0	0	30
Keyworth		4	3	1	0	0/0	0/0	0	24
Canada		3	3	0	0	0/0	0/0	0	18
Armstrong		2	1	1	0	0/0	0/0	0	12
Upchurch		2	0	1	1	0/0	0/0	0	12
Lytle		2	2	0	0	0/0	0/0	0	12
Preston		2	1	1	0	0/0	0/0	0	12
Weese		1	1	0	0	0/0	0/0	0	6
Thompson		1	0	0	1	0/0	0/0	0	6
Gradishar		1	0	0	1	0/0	0/0	0	6
T. Jackson		1	0	0	1	0/0	0/0	0	6
Egloff		1	0	1	0	0/0	0/0	0	6
Alzado		0	0	0	0	0/0	0/0	1	2
BRONCOS		36	15	17	4	31/35	11/22	1	282
OPPONENTS		21	12	9	0	21/21	17/27	0	198

PUNTING		No.	Yds.	Avg.	TB	In20	Long	B
Diets		96	3494	36.4	6	23	73	0
OPPONENTS		88	3510	39.9	15	14	60	2

PUNT RETURNS		No.	FC	Yds.	Avg.	Long	TD
Upchurch		36	2	493	13.7	75t	1
Preston		10	0	68	6.8	23	0
West		3	2	20	6.7	12	0
Thompson		1	0	3	3.0	3	0
Pane		1	0	-2	-2.0	1	0
BRONCOS		51	4	582	11.4	75t	1
OPPONENTS		47	21	226	4.8	55	0

KICKOFF RETURNS		No.	Yds.	Avg.	Long	TD
Perrin		12	256	21.3	33	0
B. Jackson		9	209	23.2	40	0
Upchurch		8	222	27.8	41	0
Preston		7	154	22.0	32	0
Keyworth		2	24	12.0	13	0
Pane		1	29	29.0	29	0
West		1	24	24.0	24	0
Schultz		1	20	20.0	20	0
Turk		1	14	14.0	14	0
BRONCOS		42	952	22.6	41	0
OPPONENTS		52	1223	23.5	51	0

FIELD GOAL BREAKDOWN		Distance	1-19	20-29	30-39	40-49	50+	Total
Turner		1/1	3/4	3/7	4/8	0/2	0/2	11/22
OPPONENTS		2/3	8/9	4/7	3/8	0/0	0/2	17/27

SACKS: Alzado 9, Carter 6.5, Chavous 4, T. Jackson 3, Latimer 2, Rizzo 2, Swenson 1.5, Grant 1.5, Nairne 1, Manor 0.5, **TOTAL 31.0**

PASSING		Att.	Comp.	Yds.	Comp.%	Yd./Att.	TD	TD%	Int	Int%	LG	Sack/Lost	Rtg.
Morton		267	146	1802	54.7	6.75	11	4.1	8	3.0	42	36/238	76.9
Weese		87	55	723	63.2	8.31	4	4.6	5	5.7	31	12/94	80.9
Penrose		37	16	185	43.2	5.00	2	5.4	4	10.8	29	0/0	37.3
BRONCOS		391	217	2710	55.5	6.93	17	4.3	17	4.3	42t	48/332	73.6
OPPONENTS		438	246	2712	56.2	6.19	9	2.1	31	7.1	75t	30/243	52.1

1978 DEFENSIVE STATS

(based on coaches' film review)

	TT	UT	A	S-YDS	I-YDS	FR
1 Gradishar	286	196	90	0-0	4-19	2
2 Swenson	174	104	70	1.5-8	1-0	1
3 Carter	142	83	59	6.5-43	0-0	1
Rizzo	142	78	64	2-0	3-10	1
5 T. Jackson	126	67	59	3-23	3-28	0
6 Chavous	121	66	55	4-35.5	0-0	0
7 Alzado	118	77	41	9-68.5	0-0	0
8 Thompson	107	75	32	0-0	4-0	2
9 B. Jackson	91	60	31	0-0	6-128	0
10 Wright	77	59	18	0-0	2-2	2
11 Foley	56	47	9	0-0	6-84	0
12 Manor	47	29	18	0.5-9	0-0	0
13 Latimer	42	32	10	2-21	0-0	0
14 Nairne	35	19	16	1-8	0-0	0
15 Turk	29	17	12	0-0	2-36	0
Grant	29	16	13	1.5-18	0-0	2
17 Smith	25	11	14	0-0	0-0	1
18 Evans	18	10	8	0-0	0-0	0
19 West	17	6	11	0-0	0-0	0
TOTALS	1,682	1,052	630	31-234	31-307	12

1978 GAMES STARTED

OFFENSE		DEFENSE	
QB Morton, Craig	13	DE Alzado, Lyle	16
QB Penrose, Craig	2	DE Chavous, Barney	16
QB Weese, Norris	1	NT Carter, Rubin	16
RB Armstrong, Otis	9	LB Gradishar, Randy	16
RB Keyworth, Jon	16	LB Jackson, Tom	16
RB Lytle, Rob	7	LB Nairne, Rob	1
WR Dolbin, Jack	14	LB Rizzo, Joe	15
WR Moses, Haven	16	LB Swenson, Bob	15
TE Moore, Bob	2	LB Turk, Godwin	1
TE Odoms, Riley	16	CB Foley, Steve	16
C Bryan, Billy	12	CB Wright, Louis	16
C Maples, Bobby	5	S Jackson, Bernard	16
T Bain, Bill	1	S Thompson, Billy	16
T Minor, Claudie	16		
T Neville, Tom	15		
G Glassic, Tom	10		
G Howard, Paul	13		
G Hyde, Glenn	5		
G Schindler, Steve	3		

1978 COACHES

Red Miller (Head Coach), **Marv Braden** (Special Teams), **Joe Collier** (Defensive Coordinator), **Ken Gray** (Offensive Line), **Stan Jones** (Defensive Line), **Richie McCabe** (Defensive Backs), **Babe Parilli** (Quarterbacks), **Fran Poltfoot** (Wide Receivers), **Paul Roach** (Offensive Backfield), **Bob Zeman** (Linebackers).

1978 LEADERS / RANKINGS

INDIVIDUAL	PLAYER	NO.	AFR RANK	NFL RANK	NFL LEADER	NO.
Points	Turner	64	14	241	Corral (LA)	118
Rushing Yards	Perrin	455	28	55	Campbell (HOU)	1,450
Passing Yards	Morton	1,802	12	23	Tarkenton (MIN)	3,468
Passer Rating	Morton	76.9	5	7	Staubach (DAL)	84.9
Receiving Yards	Odoms	829	6	10	Largent (SEA)	1,168
Receptions	Odoms	54	6	12	Young (MIN)	88
Interceptions	Foley/B. Jackson	6	2t	5t	Darden (CLE)	10

OFFENSE	NO.	AFR RANK	NFL RANK	NFL LEADER	NO.
Points Per Game	17.6	11	15	Dallas	24.0
Total Yards Per Game	301.8	10	14	New England	372.8
Yards Per Play	4.6	12t	16t	New England	5.5
Rushing Yards Per Game	143.2	5	8	New England	197.8
Net Passing Yards Per Game	148.6	9	17	San Diego	222.9

DEFENSE	NO.	AFR RANK	NFL RANK	NFL LEADER	NO.
Points Per Game	12.4	2	2	Pittsburgh	12.2
Total Yards Per Game	278.0	2	6	Los Angeles	243.3
Yards Per Play	4.4	2	6t	Los Angeles	4.1
Rushing Yards Per Game	123.7	3	6	Dallas	107.6
Net Passing Yards Per Game	154.3	2	8	Buffalo	134.8

1978 KEY AWARDS

Pro Bowl (7): DE Lyle Alzado, LB Randy Gradishar, LB Tom Jackson, TE Riley Odoms, S Billy Thompson, WR Rick Upchurch, CB Louis Wright. **AP All-Pro (5):** DE Lyle Alzado (first team), LB Randy Gradishar (first team), LB Tom Jackson (first team), WR Rick Upchurch (first team), CB Louis Wright (first team). **AP NFL Defensive Player of the Year:** LB Randy Gradishar. **UPI AFC Defensive Player of the Year:** LB Randy Gradishar.

1978 NFL STANDINGS

AFCEAST

Team	W	L	T	Pct	PF	PA
y-New England	11	5	0	.688	358	286
x-Miami	11	5	0	.688	372	254
New York Jets	8	8	0	.500	359	364
Buffalo	5	11	0	.313	302	354
Baltimore	5	11	0	.313	239	421

AFCEAST

Team	W	L	T	Pct	PF	PA
*y-Pittsburgh	14	2	0	.875	356	195
x-Houston	10	6	0	.625	283	298
Cleveland	8	8	0	.500	334	356
Cincinnati	4	12	0	.250	252	284

AFCEAST

Team	W	L	T	Pct	PF	PA
y-Denver	10	6	0	.625	282	198
Oakland	9	7	0	.563	311	283
Seattle	9	7	0	.563	345	358
San Diego	9	7	0	.563	355	309
Kansas City	4	12	0	.250	243	327

NFC EAST

Team	W	L	T	Pct	PF	PA
y-Dallas	12	4	0	.750	384	208
x-Philadelphia	9	7	0	.563	270	250
Washington	8	8	0	.500	273	283
New York Giants	6	10	0	.375	264	298
St. Louis	6	10	0	.375	248	296

NFC EAST

Team	W	L	T	Pct	PF	PA
y-Minnesota	8	7	1	.531	294	306
Green Bay	8	7	1	.531	249	269
Detroit	7	9	0	.438	290	300
Chicago	7	9	0	.438	253	274
Tampa Bay	5	11	0	.313	241	259

NFC WEST

Team	W	L	T	Pct	PF	PA
*y-Los Angeles	12	4	0	.750	316	245
x-Atlanta	9	7	0	.563	240	290
New Orleans	7	9	0	.438	281	298
San Francisco	2	14	0	.125	219	350

x - Wild Card Qualifier; y - Division Title; * - Home-field Advantage

WILD CARD PLAYOFF GAMES

- 12/24 - Houston 17, at Miami 9
- 12/24 - at Atlanta 14, Philadelphia 13

DIVISIONAL PLAYOFF GAMES

- 12/30 - at Pittsburgh 33, Denver 10
- 12/30 - at Dallas 27, Atlanta 20
- 12/31 - Houston 31, at New England 14
- 12/31 - at Los Angeles 34, Minnesota 10

CONFERENCE CHAMPIONSHIPS

- 1/7 - at Pittsburgh 34, Houston 5
- 1/7 - Dallas 28, at Los Angeles 0

SUPER BOWL XIII (MIAMI)

- 1/21 - Pittsburgh 35, Dallas 31

1977 FINAL STATISTICS (12-2)

Head Coach: Red Miller **AFC West:** 1st **Home Stadium:** Mile High Stadium

Date	W-L	Score	Opponent	Attendance	RUSHING	No.	Yds.	Avg.	Long	TD
Sept 18	W	7-0	St. Louis	75,002	Armstrong	130	489	3.8	35	4
Sept 25	W	26-6	Buffalo	74,737	Perrin	110	456	4.1	62	3
Oct 2	W	24-13	at Seattle	53,108	Lytle	104	408	3.9	21	1
Oct 9	W	23-7	Kansas City	74,718	Keyworth	83	311	3.7	16	1
Oct 16	W	30-7	at Oakland	53,616	Jensen	40	143	3.6	12	1
Oct 23	W	24-13	at Cincinnati	54,395	Morton	31	125	4.0	15	4
Oct 30	L	14-24	Oakland	75,007	Weese	11	56	5.1	21	1
Nov 6	W	21-7	Pittsburgh	74,967	Penrose	4	24	6.0	17	0
Nov 13	W	17-14	at San Diego	45,211	Upchurch	1	19	19.0	19t	1
Nov 20	W	14-7	at Kansas City	54,050	Dolbin	2	12	6.0	14	0
Nov 27	W	27-13	Baltimore	74,939	Kiick	1	1	1.0	1	0
Dec 4	W	24-14	at Houston	46,875	Dilts	1	0	0.0	0	0
Dec 11	W	17-9	San Diego	74,905	Moses	5	-1	-0.2	8	0
Dec 18	L	6-14	at Dallas	63,752	BRONCOS	523	2043	3.9	62	16
					OPPONENTS	470	1531	3.3	65	5

TEAM STATISTICS		Den	Opp	RECEIVING		No.	Yds.	Avg.	Long	TD	
TOTAL FIRST DOWNS		223	217	Odoms		37	429	11.6	33	3	
Rushing		101	77	Moses		27	539	20.0	35	4	
Passing		107	123	Dolbin		26	443	17.0	81t	3	
Penalty		15	17	Armstrong		18	128	7.1	20	0	
3RD DOWN: MADE/ATT		72/210	71/221	Lytle		17	198	11.6	47t	1	
3rd Down Pct.		34.3	32.1	Upchurch		12	245	20.4	45	2	
TOTAL NET YARDS		3906	3775	Keyworth		11	48	4.4	14	0	
Avg. Per Game		279.0	269.6	Perrin		6	106	17.8	41t	1	
Total Plays		886	931	Jensen		4	63	15.8	34	0	
Avg. Per Play		4.4	4.1	Egloff		2	27	13.5	20	0	
NET YARDS RUSHING		2043	1531	Kiick		2	14	7.0	11	0	
Avg. Per Game		145.9	109.4	Turner		1	25	25.0	25t	1	
Total Rushes		523	470	BRONCOS		163	2265	13.9	81	15	
Avg. Per Rush		3.9	3.3	OPPONENTS		235	2556	10.0	51	9	
NET YARDS PASSING		1863	2244	INTERCEPTIONS		No.	Yds.	Avg.	Long	TD	
Avg. Per Game		133.1	160.3	Thompson		5	122	24.4	38	0	
Sacked/Yards Lost		50/402	35/312	T. Jackson		4	95	23.8	73t	1	
Gross Yards		2265	2556	Wright		3	128	42.7	59	1	
Att./Completions		314/163	426/235	Gradishar		3	56	18.7	28	0	
Completion Pct.		51.9	55.2	Rizzo		3	49	16.3	38	0	
Had Intercepted		12	25	Foley		3	22	7.3	11	0	
PUNTS/AVERAGE		91/39.2	95/40.7	B. Jackson		1	13	13.0	13	0	
NET PUNTING AVG		33.7	31.3	Smith		1	6	6.0	6	0	
PUNT RETURNS/AVG		58/12.3	54/7.4	Evans		1	0	0.0	0	0	
KICKOFF RETURNS/AVG		34/21.5	50/21.7	Swenson		1	0	0.0	0	0	
INTERCEPTIONS/RET.		25/19.6	12/14.3	BRONCOS		25	491	19.6	73t	2	
PENALTIES/YARDS		91/883	97/718	OPPONENTS		12	172	14.3	29	0	
FUMBLES/BALL LOST		28/15	27/14	PUNTING		No.	Yds.	Avg.	TB	In20	Long
TOUCHDOWNS		34	18	Dilts		90	3525	39.2	5	20	63
Rushing		16	5	Weese		1	38	38.0	0	0	38
Passing		15	11	BRONCOS		91	3563	39.2	5	20	63
Returns		3	2	OPPONENTS		95	3868	40.7	9	13	74
EXTRA POINTS/ATTEMPTS		31/34	16/18	PUNT RETURNS		No.	FC	Yds.	Avg.	Long	TD
FIELD GOALS/ATTEMPTS		13/19	8/22	Upchurch		51	6	653	12.8	87t	1
TOTAL POINTS		274	148	Schultz		1	0	11	11.0	11	0
				Pane		6	2	48	8.0	14	0

SCORE BY PERIODS	1	2	3	4	OT	Total
BRONCOS	68	72	60	74	0	274
OPPONENTS	45	46	40	17	0	148

SCORING	TD	Ru	Pa	Rt	PAT	FG	S	PTS
Turner	1	0	1	0	31/34	13/19	0	76
Armstrong	4	4	0	0	0/0	0/0	0	24
Moses	4	0	4	0	0/0	0/0	0	24
Morton	4	4	0	0	0/0	0/0	0	24
Perrin	4	3	1	0	0/0	0/0	0	24
Upchurch	4	1	2	1	0/0	0/0	0	24
Dolbin	3	0	3	0	0/0	0/0	0	18
Odoms	3	0	3	0	0/0	0/0	0	18
Lytle	2	1	1	0	0/0	0/0	0	12
Wright	1	0	0	1	0/0	0/0	0	6
Keyworth	1	1	0	0	0/0	0/0	0	6
Jensen	1	1	0	0	0/0	0/0	0	6
Weese	1	1	0	0	0/0	0/0	0	6
Jackson	1	0	0	1	0/0	0/0	0	6
BRONCOS	34	16	15	3	31/34	13/19	0	274
OPPONENTS	18	5	11	2	16/18	8/22	0	148

KICKOFF RETURNS	No.	Yds.	Avg.	Long	TD
Perrin	3	72	24.0	32	0
Upchurch	20	456	22.8	32	0
Schultz	6	135	22.5	33	0
Pane	1	16	16.0	16	0
Keyworth	1	15	15.0	15	0
Hyde	1	15	15.0	15	0
Grant	1	8	8.0	8	0
Nairne	1	1	1.0	1	0
Dolbin	0	*14	—	14	0
BRONCOS	34	732	21.5	33	0
OPPONENTS	50	1084	21.7	41	0

**return yardage gained by lateral*

FIELD GOAL BREAKDOWN		Distance	1-19	20-29	30-39	40-49	50+	Total
Turner	0/0	3/4	7/10	3/5	0/0	0/0	13/19	
OPPONENTS	1/1	2/3	1/5	4/9	0/4	0/4	8/22	

SACKS: Alzado 8, Chavous 8, Carter 6, T. Jackson 4, Manor 4, Gradishar 3, Swenson 2, Rizzo 1, Thompson 1, **TOTAL 37.0**

PASSING	Att.	Comp.	Yds.	Comp.%	Yd./Att.	TD	TD%	Int	Int%	LG	Sack/Lost	Rtg.
Morton	254	131	1929	51.6	7.59	14	5.5	8	3.1	81t	43/238	82.1
Penrose	40	21	217	52.5	5.43	0	0.0	4	10.0	35	5/49	28.9
Weese	20	11	119	55.0	5.95	1	5.0	0	0.0	31	2/15	89.4
BRONCOS	314	163	2265	51.9	7.21	15	4.8	12	3.8	81	50/402	75.6
OPPONENTS	426	235	2556	55.2	6.00	11	2.6	25	5.9	51	35/312	57.2



1977 DEFENSIVE STATS

(based on coaches' film review)

	TT	UT	A	SACKS	I-YDS	FR
1 Gradishar	219	145	74	3	3-56	4
2 Swenson	135	89	46	2	1-0	0
3 Rizzo	123	72	51	1	3-49	1
4 Alzado	119	80	39	8	0-0	2
5 T. Jackson	116	77	39	4	4-95	0
6 Carter	113	71	42	6	0-0	0
7 Thompson	95	69	26	1	5-122	2
8 Chavous	82	51	31	8	0-0	0
9 Wright	77	57	20	0	3-128	0
10 B. Jackson	72	42	30	0	1-13	0
11 Foley	71	58	13	0	3-22	0
12 Grant	51	39	12	0	0-0	1
13 Manor	38	25	13	4	0-0	0
14 Smith	26	19	7	0	1-6	1
15 Turk	22	16	6	0	0-0	0
16 Polti	16	12	4	0	0-0	0
17 Evans	6	4	2	0	1-0	1
18 Pane	5	1	4	0	0-0	0
19 Nairne	2	1	1	0	0-0	0
20 Baska	1	1	0	0	0-0	0
21 Howard	0	0	0	0	0-0	1
TOTALS	1,389	929	460	37	25-491	13

1977 GAMES STARTED

OFFENSE	DEFENSE	
QB Morton, Craig	14 DE Alzado, Lyle	14
RB Armstrong, Otis	10 DE Chavous, Barney	11
RB Keyworth, Jon	9 DE Manor, Brison	1
RB Lytle, Rob	4 DE Smith, Paul	2
RB Perrin, Lonnie	5 NT Carter, Rubin	14
WR Dolbin, Jack	13 LB Gradishar, Randy	14
WR Moses, Haven	14 LB Jackson, Tom	13
WR Upchurch, Rick	1 LB Rizzo, Joe	12
TE Odoms, Riley	14 LB Swenson, Bob	14
C Montler, Mike	14 LB Turk, Godwin	3
T Maurer, Andy	13 CB Foley, Steve	13
T Minor, Claude	14 CB Pane, Chris	1
T Schindler, Steve	1 CB Wright, Louis	14
G Glassic, Tom	14 S Jackson, Bernard	13
G Howard, Paul	14 S Polti, Randy	1
	S Thompson, Billy	14

1977 COACHES

Red Miller (Head Coach), Marv Braden (Special Teams), Joe Collier (Defensive Coordinator), Bob Gambold (Defensive Backs), Ken Gray (Offensive Line), Stan Jones (Defensive Line), Myrel Moore (Linebackers), Babe Parilli (Quarterbacks), Fran Polstoft (Wide Receivers), Paul Roach (Offensive Backfield).

1977 LEADERS / RANKINGS

INDIVIDUAL	PLAYER	NO.	AFC RANK	NFL RANK	NFL LEADER	NO.
Points	Turner	76	7	12	Mann (OAK)	99
Rushing Yards	Armstrong	489	22	40	Payton (CHI)	1,852
Passing Yards	Morton	1,929	9	13	Ferguson (BUF)	2,803
Passer Rating	Morton	82.1	2	4	Griese (MIA)	87.8
Receiving Yards	Moses	539	19	32	Burrough (HOU)	816
Receptions	Odoms	37	18	31	Mitchell (BAL)	71
Interceptions	Thompson	5	10	16	Blackwood (BAL)	10

OFFENSE	NO.	AFC RANK	NFL RANK	NFL LEADER	NO.
Points Per Game	19.6	6	10	Oakland	25.1
Total Yards Per Game	279.0	12	17	Dallas	343.7
Yards Per Play	4.4	12	17	St. Louis	5.1
Rushing Yards Per Game	145.9	7	11	Chicago	200.8
Net Passing Yards Per Game	133.1	11	15	Buffalo	200.2

DEFENSE	NO.	AFC RANK	NFL RANK	NFL LEADER	NO.
Points Per Game	10.6	1	3	Atlanta	9.2
Total Yards Per Game	269.6	4	9	Dallas	229.5
Yards Per Play	4.1	1	3	Dallas	3.7
Rushing Yards Per Game	109.4	1	1	Denver	109.4
Net Passing Yards Per Game	160.3	12	25	Atlanta	98.9

1977 KEY AWARDS

Pro Bowl (5): DE Lyle Alzado, LB Randy Gradishar, LB Tom Jackson, S Billy Thompson, CB Louis Wright. **AP All-Pro (4):** DE Lyle Alzado (first team), LB Randy Gradishar (first team), LB Tom Jackson (first team), S Billy Thompson (first team). **AP NFL Coach of the Year:** Red Miller. **K.C. 101 Club NFL Coach of the Year:** Red Miller.

1977 NFL STANDINGS

AFC EAST

Team	W	L	T	Pct	PF	PA
y-Baltimore	10	4	0	.714	295	221
Miami	10	4	0	.714	313	197
New England	9	5	0	.643	278	217
Buffalo	3	11	0	.214	160	313
New York Jets	3	11	0	.214	191	300

AFC CENTRAL

Team	W	L	T	Pct	PF	PA
y-Pittsburgh	9	5	0	.643	283	243
Cincinnati	8	6	0	.571	238	235
Houston	8	6	0	.571	299	230
Cleveland	6	8	0	.429	269	267

AFC WEST

Team	W	L	T	Pct	PF	PA
*y-Denver	12	2	0	.857	274	148
x-Oakland	11	3	0	.786	351	230
San Diego	7	7	0	.500	222	205
Seattle	5	9	0	.357	282	373
Kansas City	2	12	0	.143	225	349

NFC EAST

Team	W	L	T	Pct	PF	PA
*y-Dallas	12	2	0	.857	345	212
Washington	9	5	0	.643	196	189
St. Louis	7	7	0	.500	272	287
Philadelphia	5	9	0	.357	220	207
New York Giants	5	9	0	.357	181	265

NFC CENTRAL

Team	W	L	T	Pct	PF	PA
y-Minnesota	9	5	0	.643	231	227
x-Chicago	9	5	0	.643	255	253
Detroit	6	8	0	.429	183	252
Green Bay	4	10	0	.286	134	219
Tampa Bay	2	12	0	.143	103	223

NFC WEST

Team	W	L	T	Pct	PF	PA
y-Los Angeles	10	4	0	.714	302	146
Atlanta	7	7	0	.500	179	129
San Francisco	5	9	0	.357	220	260
New Orleans	3	11	0	.214	232	336

x - Wild Card Qualifier; y - Division Title; * - Home-field Advantage

DIVISIONAL PLAYOFF GAMES

- 12/24 - Oakland 37, at Baltimore 31 (OT)
- 12/24 - at Denver 34, Pittsburgh 21
- 12/26 - at Dallas 37, Chicago 7
- 12/26 - Minnesota 14, at Los Angeles 7

CONFERENCE CHAMPIONSHIPS

- 1/1 - at Denver 20, Oakland 17
- 1/1 - at Dallas 23, Minnesota 6

SUPER BOWL XII (NEW ORLEANS)

- 1/15 - Dallas 27, Denver 10

Start/Coaches Players Foster Breckton 2024 Season History/Results Year-by-Year Stats Postseason Records Honors Miscellaneous

1976 FINAL STATISTICS (9-5)

Head Coach: John Raiston AFC West: 2nd Home Stadium: Mile High Stadium

Date	W-L	Score	Opponent	Attendance	RUSHING	No.	Yds.	Avg.	Long	TD
Sept 12	L	7-17	at Cincinnati	53,464	Armstrong	247	1008	4.1	31	5
Sept 19	W	46-3	New York Jets	62,519	Keyworth	122	349	2.9	13	3
Sept 26	W	44-13	Cleveland	62,758	Weese	23	142	6.2	20	0
Oct 3	W	26-0	San Diego	62,486	Perrin	37	118	3.2	14	2
Oct 10	L	3-17	at Houston	47,928	Kiick	31	114	3.7	19	1
Oct 17	L	10-17	Oakland	63,241	Upchurch	6	71	11.8	25	1
Oct 24	W	35-26	at Kansas City	57,961	Ramsey	13	51	3.9	15	0
Oct 31	L	6-19	at Oakland	52,169	Odoms	3	36	12.0	15t	2
Nov 7	W	48-13	Tampa Bay	62,503	Franckowiak	12	25	2.1	7	0
Nov 14	W	17-0	at San Diego	62,017	Van Heusen	1	20	20.0	20	0
Nov 21	W	14-13	New York Giants	62,961	Dolbin	2	5	2.5	8	0
Nov 28	L	14-38	at New England	61,128	Penrose	2	-3	-1.5	-1	0
Dec 5	W	17-16	Kansas City	57,995	Moses	1	-4	-4.0	-4	0
Dec 12	W	28-14	at Chicago	44,459	BRONCOS	500	1932	3.9	31	14
					OPPONENTS	496	1709	3.4	26	14

TEAM STATISTICS	Den	Opp	RECEIVING	No.	Yds.	Avg.	Long	TD	
TOTAL FIRST DOWNS	239	222	Armstrong	39	457	11.7	36t	1	
Rushing	106	90	Odoms	30	477	15.9	47	3	
Passing	114	104	Moses	25	498	19.9	71t	7	
Penalty	19	28	Keyworth	22	201	9.1	31	1	
3RD DOWN: MADE/ATT	69/193	73/222	Dolbin	19	354	18.6	40	1	
3rd Down Pct.	35.8	32.9	Upchurch	12	340	28.3	59t	1	
TOTAL NET YARDS	4136	3734	Kiick	10	78	7.8	19	1	
Avg. Per Game	295.4	266.7	Franckowiak	4	42	10.5	11	0	
Total Plays	901	919	Perrin	4	35	8.8	15	0	
Avg. Per Play	4.6	4.1	Schultz	2	29	14.5	16	0	
NET YARDS RUSHING	1932	1709	Lyons	1	-1	-1.0	-1	0	
Avg. Per Game	138.0	122.1	BRONCOS	168	2510	14.9	71t	15	
Total Rushes	500	496	OPPONENTS	214	2265	10.6	58	8	
Avg. Per Rush	3.9	3.4							
NET YARDS PASSING	2204	2025	INTERCEPTIONS	No.	Yds.	Avg.	Long	TD	
Avg. Per Game	157.4	144.6	Jackson	7	136	19.4	46t	1	
Sacked/Yards Lost	48/306	32/240	Rowser	4	104	26.0	41t	2	
Gross Yards	2510	2265	Foley	4	95	23.8	34	0	
Att./Completions	353/168	391/214	Gradishar	3	44	14.7	31t	1	
Completion Pct.	47.6	54.7	Swenson	2	26	13.0	26	0	
Had Intercepted	22	24	Jones	2	7	3.5	7	0	
PUNTS/AVERAGE	84/35.1	91/37.3	Rizzo	1	8	8.0	8	0	
NET PUNTING AVG	29.9	28.5	Poitt	0	0	0.0	0	0	
PUNT RETURNS/AVG	51/12.5	43/8.7	Wright	0	*32	-	32	0	
KICKOFF RETURNS/AVG	46/23.4	50/24.1	BRONCOS	24	452	18.8	65	4	
MISC. RETURNS/AVG	12/5.7	6/0.9	OPPONENTS	22	260	11.8	38	0	
INTERCEPTIONS/RET.	24/19.0	22/11.8	<i>*return yardage gained by lateral</i>						
PENALTIES/YARDS	105/986	88/715	PUNTING	No.	Yds.	Avg.	TB	In20	Long
FUMBLES/BALL LOST	23/12	23/13	Weese	52	1852	35.6	1	5	55
TOUCHDOWNS	39	25	Van Heusen	31	1093	35.3	2	4	52
Rushing	14	14	BRONCOS	*84	2945	35.1	3	9	55
Passing	15	8	OPPONENTS	91	3391	37.3	8	23	64
Returns	10	3	<i>*Includes one team punt for 0 yards</i>						
EXTRA POINTS/ATT	36/39	20/25	PUNT RETURNS	No.	FC	Yds.	Avg.	Long	TD
FIELD GOALS/ATT	15/21	12/27	Upchurch	39	3	536	13.7	92t	4
TOTAL POINTS	315	206	Thompson	6	0	60	10.0	20	0
			Foley	5	0	42	8.4	16	0
			Schultz	1	2	2.0	2	0	0
			BRONCOS	51	5	640	12.5	92t	4
			OPPONENTS	43	5	372	8.7	64t	1

SCORE BY PERIODS	1	2	3	4	OT	Total
BRONCOS	70	71	88	86	0	315
OPPONENTS	30	87	36	83	0	206

SCORING	TD	Ru	Pa	Rt	PAT	FG	S	PTS
Turner	0	0	0	0	36/39	15/21	0	81
Moses	7	0	7	0	0/0	0/0	0	42
Armstrong	6	5	1	0	0/0	0/0	0	36
Upchurch	6	1	1	4	0/0	0/0	0	36
Odoms	5	2	3	0	0/0	0/0	0	30
Keyworth	4	3	1	0	0/0	0/0	0	24
Kiick	2	1	0	0	0/0	0/0	0	12
Perrin	2	2	0	0	0/0	0/0	0	12
Rowser	2	0	0	2	0/0	0/0	0	12
Dolbin	1	0	1	0	0/0	0/0	0	6
Jackson	1	0	0	1	0/0	0/0	0	6
Poitt	1	0	0	1	0/0	0/0	0	6
Gradishar	1	0	0	1	0/0	0/0	0	6
Jones	1	0	0	1	0/0	0/0	0	6
BRONCOS	39	14	15	10	36/39	15/21	0	315
OPPONENTS	25	14	8	3	20/25	12/28	0	206

KICKOFF RETURNS	No.	Yds.	Avg.	Long	TD
Perrin	14	391	27.9	43	0
Schultz	3	82	27.3	38	0
Upchurch	22	514	23.4	64	0
Hyde	1	17	17.0	17	0
Brown	3	41	13.7	14	0
Franckowiak	2	22	11.0	14	0
Goodman	1	8	8.0	8	0
BRONCOS	46	1075	23.4	64	0
OPPONENTS	50	1206	24.1	43	0

FIELD GOAL BREAKDOWN	Distance	1-19	20-29	30-39	40-49	50+
Turner	1/1	7/8	4/5	3/7	—	—
OPPONENTS	1/2	4/6	3/7	4/11	0/2	0/2

TURNER: (20G,30G) (47G) (40W,47G,25G,36G, 27G) (31G,49S) () (21G,28G) (19G,33G) (44B, 42G) (44S) () (38B,20G) (27HU)

SACKS: Chavous 8, Gradishar 7, Carter 4, T. Jackson 4, P. Smith 3, Hammond 1, Jones 1, Swenson 1, Rizzo 1, Moore 1, Dolbin 1, **TOTAL 32.0**

PASSING	Att.	Comp.	Yds.	Comp.%	Yd./Att.	TD	TD%	Int	Int%	LG	Sack/Lost	Rtg.
Ramsey	270	128	1931	47.4	7.15	11	4.1	13	4.8	71t	39/261	65.1
Weese	47	24	314	51.1	6.68	1	2.1	6	12.8	43	9/45	39.9
Penrose	36	16	265	44.4	7.36	3	8.3	3	8.3	41	0/0	62.8
BRONCOS	353	168	2510	47.6	7.11	15	4.2	22	6.2	71t	48/306	59.6
OPPONENTS	391	214	2265	54.7	5.79	8	2.0	24	6.1	58	32/240	53.1



1976 DEFENSIVE STATS

(based on unofficial press box statistics)

	TT	UT	A	SACKS	I-YDS	FR
1 Gradishar	137	101	36	7	3-44	1
2 Thompson	83	60	23	0	0-0	0
3 Jackson	77	58	19	4	7-136	2
4 Rizzo	76	59	17	1	1-8	0
5 Swenson	75	55	20	1	2-31	1
6 Carter	70	51	19	4	0-0	1
7 Chavous	60	44	16	8	0-0	0
8 Wright	50	39	11	0	0-0	0
9 Rowser	43	34	9	0	4-104	1
10 Foley	42	33	9	0	4-95	0
11 Turk	37	26	11	0	0-0	1
12 Smith	31	21	10	3	0-0	0
13 Jones	29	27	2	1	2-7	1
Grant	29	22	7	0	0-0	0
15 Baska	18	12	6	0	0-0	1
16 Evans	16	13	3	0	0-0	1
17 White	10	9	1	0	0-0	1
18 Moore	6	6	0	1	0-0	0
Polti	6	4	2	0	1-0	0
Pane	6	3	3	0	0-0	0
21 Hammond	5	4	1	1	0-0	0
22 Hardee	1	1	0	0	0-0	0
Dolbin	1	1	0	1	0-0	0
TOTALS	908	683	225	32	24-425	11

1976 GAMES STARTED

OFFENSE		DEFENSE	
QB Penrose, Craig	2	DE Chavous, Barney	14
QB Ramsey, Steve	12	DE Smith, Paul	10
RB Armstrong, Otis	14	DE Turk, Godwin	2
RB Frankowiak, Mike	1	DE White, Jim	1
RB Keyworth, Jon	13	DT Alzado, Lyle	1
WR Dolbin, Jack	5	DT Carter, Rubin	14
WR Moses, Haven	14	DT Grant, John	10
WR Upchurch, Rick	9	LB Gradishar, Randy	14
TE Odoms, Riley	14	LB Jackson, Tom	14
C Maples, Bobby	10	LB Rizzo, Joe	12
C Olson, Phil	4	LB Swenson, Bob	6
T Bain, Bill	13	CB Foley, Steve	6
T Minor, Claudie	14	CB Jones, Calvin	8
T Montgomery, Marv	1	CB Wright, Louis	14
G Glasick, Tom	14	S Rowser, John	14
G Lyons, Tommy	14	S Thompson, Billy	14

1976 COACHES

John Raiston (Head Coach), **Max Coley** (Offensive Coordinator/Backfield), **Joe Collier** (Defensive Coordinator), **Kay Dalton** (Wide Receivers), **Bob Gambold** (Defensive Backs), **Mike Giddings** (Asst. Offensive Line), **Charley Johnson** (Quarterbacks), **Stan Jones** (Defensive Line), **Myrel Moore** (Linebackers), **Doc Ulrich** (Offensive Line)

1976 LEADERS / RANKINGS

INDIVIDUAL	PLAYER	NO.	AFC RANK	NFL RANK	NFL LEADER	NO.
Points	Turner	81	6t	13	Linhart (BAL)	109
Rushing Yards	Armstrong	1,008	6	11	Simpson (BUF)	1,503
Passing Yards	Ramsey	1,931	8	13	Jones (BAL)	3,104
Passer Rating	Ramsey	65.1	9	14	Stabler (OAK)	103.4
Receiving Yards	Moses	498	18	36	Carr (BAL)	1,112
Receptions	Armstrong	39	19	33	Lane (KC)	66
Interceptions	Jackson	7	3t	6t	Jackson, M. (LA)	10

OFFENSE	NO.	AFC RANK	NFL RANK	NFL LEADER	NO.
Points Per Game	22.5	6	7	Baltimore	26.1
Total Yards Per Game	295.4	11	16	Baltimore	374.0
Yards Per Play	4.6	10t	14t	Oakland	5.5
Rushing Yards Per Game	138.0	10	19	Pittsburgh	212.2
Net Passing Yards Per Game	157.4	7	12	Baltimore	209.5

DEFENSE	NO.	AFC RANK	NFL RANK	NFL LEADER	NO.
Points Per Game	14.7	2	6	Pittsburgh	9.9
Total Yards Per Game	266.7	3	8	Pittsburgh	237.4
Yards Per Play	4.1	2	5t	Pittsburgh	3.8
Rushing Yards Per Game	122.1	2	3	Pittsburgh	104.1
Net Passing Yards Per Game	144.6	4	12	Minnesota	112.5

1976 KEY AWARDS

Pro Bowl (2): RB Otis Armstrong, WR Rick Upchurch. **AP All-Pro (1):** KR Rick Upchurch (first team).

1976 NFL STANDINGS

AFC EAST

Team	W	L	T	Pct	PF	PA
y-Baltimore	11	3	0	.786	417	246
x-New England	11	3	0	.786	376	236
Miami	6	8	0	.429	263	264
New York Jets	3	11	0	.214	169	383
Buffalo	2	12	0	.143	245	363

AFC CENTRAL

Team	W	L	T	Pct	PF	PA
y-Pittsburgh	10	4	0	.714	342	138
Cincinnati	10	4	0	.714	335	210
Cleveland	9	5	0	.643	267	287
Houston	5	9	0	.357	222	273

AFC WEST

Team	W	L	T	Pct	PF	PA
*y-Oakland	13	1	0	.929	350	237
Denver	9	5	0	.643	315	206
San Diego	6	8	0	.429	248	285
Kansas City	5	9	0	.357	290	376
Tampa Bay	0	14	0	.000	125	412

NFC EAST

Team	W	L	T	Pct	PF	PA
y-Dallas	11	3	0	.786	296	194
x-Washington	10	4	0	.714	291	217
St. Louis	10	4	0	.714	309	267
Philadelphia	4	10	0	.286	165	286
New York Giants	3	11	0	.214	170	250

NFC CENTRAL

Team	W	L	T	Pct	PF	PA
*y-Minnesota	11	2	1	.821	305	176
Chicago	7	7	0	.500	253	216
Detroit	6	8	0	.429	262	220
Green Bay	5	9	0	.357	218	299

NFC WEST

Team	W	L	T	Pct	PF	PA
y-Los Angeles	10	3	1	.750	351	190
San Francisco	8	6	0	.571	270	190
Atlanta	4	10	0	.286	172	312
New Orleans	4	10	0	.286	253	346
Seattle	2	12	0	.143	229	429

x - Wild Card Qualifier; y - Division Title; * - Home-field Advantage

DIVISIONAL PLAYOFF GAMES

- 12/18 - at Oakland 24, New England 21
- 12/18 - at Minnesota 35, Washington 20
- 12/19 - Pittsburgh 40, at Baltimore 14
- 12/19 - Los Angeles 14, at Dallas 12

CONFERENCE CHAMPIONSHIPS

- 12/26 - at Oakland 24, Pittsburgh 7
- 12/26 - at Minnesota 24, Los Angeles 13

SUPER BOWL XI (PASADENA, CALIF.)

- 1/9 - Oakland 32, Minnesota 14

1975 FINAL STATISTICS (6-8)

Head Coach: John Ralston AFC West: 2nd Home Stadium: Mile High Stadium

Date	W-L	Score	Opponent	Attendance	RUSHING	No.	Yds.	Avg.	Long	TD
Sept 21	W	37-33	Kansas City	51,858	Keyworth	182	725	4.0	34	3
Sept 29	W	23-13	Green Bay	52,491	Little	125	445	3.6	19	2
Oct 5	L	14-38	at Buffalo	79,798	Lynch	57	218	3.8	20	3
Oct 12	L	9-20	at Pittsburgh	49,164	Armstrong	31	155	5.0	33	0
Oct 19	W	16-15	Cleveland	52,540	Ross	42	121	2.9	21	0
Oct 26	L	13-26	at Kansas City	70,043	Upchurch	16	97	6.1	15	1
Nov 2	L	17-42	Oakland	52,330	Dolbin	5	72	14.4	25	0
Nov 9	L	16-17	Cincinnati	49,702	Hufnagel	8	47	5.9	13	0
Nov 16	W	27-17	at San Diego	26,048	Ramsey	6	38	6.3	17	0
Nov 23	L	21-35	at Atlanta	28,686	Odoms	5	27	5.4	12	0
Nov 30	W	13-10	San Diego (OT)	44,982	Van Heusen	2	26	13.0	24	0
Dec 8	L	10-17	at Oakland	51,075	Johnson	10	21	2.1	13	0
Dec 14	W	25-10	Philadelphia	36,860	Franckowiak	1	1	1.0	1	0
Dec 20	L	13-14	at Miami	43,064	BRONCOS	490	1993	4.1	34	9
					OPPONENTS	526	1974	3.8	6.5	19

TEAM STATISTICS	Den	Opp
TOTAL FIRST DOWNS	268	247
Rushing	109	121
Passing	137	104
Penalty	22	22
3RD DOWN: MADE/ATT	84/212	76/209
3rd Down Pct.	39.6	36.4
TOTAL NET YARDS	4534	4006
Avg. Per Game	323.9	286.1
Total Plays	964	901
Avg. Per Play	4.7	4.4
NET YARDS RUSHING	1993	1974
Avg. Per Game	142.4	141.0
Total Rushes	490	526
Avg. Per Rush	4.1	3.8
NET YARDS PASSING	2541	2032
Avg. Per Game	181.5	145.1
Sacked/Yards Lost	47/359	27/213
Gross Yards	2900	2245
Att./Completions	427/210	348/181
Completion Pct.	49.2	52.5
Had Intercepted	34	16
PUNTS/AVERAGE	63/39.9	76/42.1
PUNT RETURNS/AVG	41/11.5	39/13.7
KICKOFF RETURNS/AVG	59/24.5	57/22.3
MISC. RETURNS/AVG	4/68	1/6
INTERCEPTIONS/RET.	16/18.3	34/13.1
PENALTIES/YARDS	92/785	88/779
FUMBLES/BALL LOST	28/14	37/16
TOTAL POINTS	254	307
Avg. Points per Game	18.1	21.9
Touchdowns	28	35
By Rushing	9	19
By Passing	15	14
By Returns	4	2
Field Goals	21/29	21/28
Conversions	23/28	34/35

SCORE BY PERIODS	1	2	3	4	OT	Total
BRONCOS	36	86	41	88	3	254
OPPONENTS	54	81	88	84	0	307

SCORING	TD	Ru	Pa	Rt	PAT	FG	S	PTS
Turner	0	0	0	0	23/26	21/28	0	86
Keyworth	4	3	1	0	0/0	0/0	0	24
Dolbin	4	0	3	1	0/0	0/0	0	24
Little	4	2	2	0	0/0	0/0	0	24
Lynch	4	3	1	0	0/0	0/0	0	24
Odoms	4	0	3	1	0/0	0/0	0	24
Upchurch	3	1	2	0	0/0	0/0	0	18
Moses	2	0	2	0	0/0	0/0	0	12
Van Heusen	1	0	1	0	0/0	0/0	0	6
Gradishar	1	0	0	1	0/0	0/0	0	6
Smith	1	0	0	1	0/0	0/0	0	6
BRONCOS	28	9	15	4	23/28	21/28	0	254
OPPONENTS	35	19	14	2	34/35	21/28	0	307

RECEIVING	No.	Yds.	Avg.	Long	TD
Keyworth	42	314	7.5	19t	1
Odoms	40	544	13.6	43	3
Moses	29	505	17.4	33	2
Little	29	308	10.6	66t	2
Dolbin	22	421	19.1	41	3
Upchurch	18	436	24.2	90t	2
Van Heusen	15	246	16.4	28	1
Ross	7	69	9.9	30	0
Lynch	6	33	5.5	19	1
Brown	1	14	14.0	14	0
Armstrong	1	10	10.0	10	0
BRONCOS	210	2900	13.8	90t	15
OPPONENTS	181	2245	12.4	69	14

INTERCEPTIONS	No.	Yds.	Avg.	Long	TD
Gradishar	3	77	25.7	44	1
Thompson	2	97	48.5	49	0
Thomas	2	66	33.0	36	0
Wright	2	9	4.5	9	0
Jackson	2	0	0.0	0	0
O'Malley	1	38	38.0	0	0
Swenson	1	4	4.0	4	0
Rowser	1	2	2.0	2	0
May	1	0	0.0	0	0
Jones	1	0	0.0	0	0
BRONCOS	16	293	18.3	49	1
OPPONENTS	34	447	13.1	41	1

PUNTING	No.	Yds.	Avg.	Long	B
Van Heusen	63	2515	39.9	64	0
OPPONENTS	76	3200	42.1	60	0

PUNT RETURNS	No.	FC	Yds.	Avg.	Long	TD
Upchurch	27	4	312	11.6	51	0
Thompson	13	1	158	12.2	24	0
Lynch	1	0	0	0.0	0	0
BRONCOS	41	5	470	11.5	51	0
OPPONENTS	39	4	534	13.7	64	0

KICKOFF RETURNS	No.	Yds.	Avg.	Long	TD
Upchurch	40	1084	27.1	58	0
Little	16	307	19.2	32	0
Ross	1	20	20.0	20	0
Severson	1	20	20.0	20	0
Maples	1	15	15.0	15	0
BRONCOS	59	1446	24.5	58	0
OPPONENTS	57	1273	22.3	39	0

FIELD GOAL BREAKDOWN	Distance	1-19	20-29	30-39	40-49	50+
Turner	1/1	7/9	8/10	3/6	2/3	
OPPONENTS	2/2	8/9	4/6	1/3	1/4	

TURNER: (23G) (35G,39G,32G) (22G,39G,36G) (25G,48G,53G) (41N) (22N,53G) (38G) (22G, 46G) (52N,32N) (22G,23N,25G) (40N,18G) (47G,29G) (39G,39G,41N,35N)

SACKS: Alzado 7, P. Smith 4.5, Chavous 4.5, Gradishar 3, T. Jackson 3, Carter 2, Grant 2, Olsen 1, **TOTAL 27.0**

PASSING	Att.	Comp.	Yds.	Comp.%	Yd./Att.	Sack/Lost	TD	TD%	Int	Int%	LG	Rtg.
Ramsey	233	128	1562	54.9	6.70	23/187	9	3.8	14	6.0	66t	63.4
Johnson	142	65	1021	45.8	7.19	10/79	5	3.5	12	8.5	90t	45.4
Hufnagel	51	16	287	31.4	5.62	13/84	1	2.0	8	15.7	80t	18.8
Van Heusen	1	1	30	100.0	30.00	0/0	0	0.0	0	0.0	30	119.0
BRONCOS	427	210	2900	49.2	6.79	47/359	15	3.5	34	8.0	90t	49.9
OPPONENTS	348	181	2245	52.5	6.45	27/213	14	4.0	16	4.6	69	66.6

1975 DEFENSIVE STATS

(based on unofficial press box statistics)

	TT	UT	A	SACKS	I-YDS	FR
1 Gradishar	132	106	26	3	3-77	0
2 T. Jackson	92	67	25	3	2-0	0
3 Alzado	79	55	24	7	0-0	2
4 Thompson	59	51	8	0	2-97	0
5 Grant	57	44	13	2	0-0	3
6 Rizzo	54	38	16	0	0-0	0
7 Carter	52	28	24	2	0-0	0
8 P. Smith	47	34	13	4.5	0-0	1
9 Wright	43	36	7	0	2-9	0
10 Chavous	42	28	14	4.5	0-0	0
11 Rowser	37	32	5	0	1-2	1
12 Swenson	31	26	5	0	1-4	0
13 O'Malley	29	25	4	0	1-38	0
May	29	20	9	0	1-0	0
15 Jones	26	24	2	0	1-0	0
16 E. Thomas	19	14	5	0	2-66	1
17 Severson	18	11	7	0	0-0	2
18 Pottl	15	7	8	0	0-0	0
19 Olsen	14	12	2	1	0-0	0
20 Maples	6	6	0	0	0-0	0
TOTALS	881	664	217	27	16-293	10

1975 GAMES STARTED

OFFENSE	DEFENSE		
QB Hufnagel, John	1	DE Carter, Rubin	7
QB Johnson, Charley	6	DE Chavous, Barney	9
QB Ramsey, Steve	7	DE Grant, John	13
RB Armstrong, Otis	3	DE Olsen, Phil	1
RB Keyworth, Jon	14	DT Alzado, Lyle	14
RB Little, Floyd	10	DT Smith, Paul	12
RB Lynch, Fran	1	LB Gradishar, Randy	14
WR Dolbin, Jack	1	LB Jackson, Tom	14
WR Moses, Haven	14	LB May, Ray	8
WR Van Heusen, Bill	13	LB Rizzo, Joe	6
TE Odoms, Riley	14	CB Jones, Calvin	8
C Maples, Bobby	14	CB/S Rowser, John	13
T Current, Mike	7	CB Thomas, Earlie	6
T Minor, Claudie	14	CB Wright, Louis	11
T Montgomery, Marv	7	S Pottl, Randy	1
T Rogers, Stan	2	S Severson, Jeff	3
G Howard, Paul	14	S Thompson, Billy	14
G Lyons, Tom	10		
G Schaukowitz, Carl	2		

1975 COACHES

John Ralston (Head Coach), **Max Coley** (Offensive Coordinator/Backfield), **Joe Collier** (Defensive Coordinator), **Kay Dalton** (Wide Receivers), **Jerry Field** (Offensive Line), **Bob Gambold** (Defensive Backs), **Myrel Moore** (Linebackers/Special Teams), **Doc Ulrich** (Defensive Line).

1975 LEADERS / RANKINGS

INDIVIDUAL	PLAYER	NO.	AFR RANK	NFL RANK	NFL LEADER	NO.
Points	Turner	86	6	10	Simpson (BUF)	138
Rushing Yards	Keyworth	725	9	16	Simpson (BUF)	1,817
Passing Yards	Ramsey	1,562	11	21	Anderson (CIN)	3,169
Passer Rating	Ramsey	63.4	6	12	Anderson (CIN)	93.9
Receiving Yards	Odoms	544	19t	34t	Burrough (HOU)	1,063
Receptions	Keyworth	42	13t	26t	Foreman (MIN)	73
Interceptions	Gradishar	3	29t	54t	Blount (PIT)	11

OFFENSE	NO.	AFR RANK	NFL RANK	NFL LEADER	NO.
Points Per Game	18.1	11	17	Buffalo	30.0
Total Yards Per Game	323.9	5	10	Buffalo	390.5
Yards Per Play	4.7	7t	12t	Buffalo	5.7
Rushing Yards Per Game	142.4	8	13	Buffalo	212.4
Net Passing Yards Per Game	181.5	2	7	Cincinnati	231.5

DEFENSE	NO.	AFR RANK	NFL RANK	NFL LEADER	NO.
Points Per Game	21.9	7	18	Los Angeles	9.6
Total Yards Per Game	286.1	5	9	Minnesota	225.2
Yards Per Play	4.4	4t	8t	Los Angeles	3.9
Rushing Yards Per Game	141.0	6	13	Minnesota	109.4
Net Passing Yards Per Game	145.1	5	7	Minnesota	115.8

1975 KEY AWARDS

Pro Bowl (2): LB Randy Gradishar, TE Riley Odoms. **All-Pro (1):** TE Riley Odoms.

1975 NFL STANDINGS

AFC EAST

Team	W	L	T	Pct	PF	PA
y-Baltimore	10	4	0	.714	395	269
Miami	10	4	0	.714	357	222
Buffalo	8	6	0	.571	420	355
New York Jets	3	11	0	.214	258	433
New England	3	11	0	.214	258	358

AFC CENTRAL

Team	W	L	T	Pct	PF	PA
*y-Pittsburgh	12	2	0	.857	373	162
x-Cincinnati	11	3	0	.786	340	246
Houston	10	4	0	.714	293	226
Cleveland	3	11	0	.214	218	372

AFC WEST

Team	W	L	T	Pct	PF	PA
y-Oakland	11	3	0	.786	375	255
Denver	6	8	0	.429	254	307
Kansas City	5	9	0	.357	282	341
San Diego	2	12	0	.143	189	345

NFC EAST

Team	W	L	T	Pct	PF	PA
y-St. Louis	11	3	0	.786	356	276
x-Dallas	10	4	0	.714	350	268
Washington	8	6	0	.571	325	276
New York Giants	5	9	0	.357	216	306
Philadelphia	4	10	0	.286	225	302

NFC CENTRAL

Team	W	L	T	Pct	PF	PA
*y-Minnesota	12	2	0	.857	377	180
Detroit	7	7	0	.500	245	262
Chicago	4	10	0	.286	191	379
Green Bay	4	10	0	.286	226	285

NFC WEST

Team	W	L	T	Pct	PF	PA
y-Los Angeles	12	2	0	.857	312	135
San Francisco	5	9	0	.357	255	286
Atlanta	4	10	0	.286	240	289
New Orleans	2	12	0	.143	165	360

x - Wild Card Qualifier; y - Division Title; * - Home-field Advantage

DIVISIONAL PLAYOFF GAMES

12/27 - at Pittsburgh 28, Baltimore 10
 12/27 - at Los Angeles 35, St. Louis 23
 12/28 - at Oakland 31, Cincinnati 28
 12/28 - Dallas 17, at Minnesota 14

CONFERENCE CHAMPIONSHIPS

1/4 - at Pittsburgh 16, Oakland 10
 1/4 - Dallas 37, at Los Angeles 7

SUPER BOWL X (MIAMI)

1/18 - Pittsburgh 21, Dallas 17

1974 FINAL STATISTICS (7-6-1)

Head Coach: John Ralston AFC West: 2nd Home Stadium: Mile High Stadium

Date	W-L	Score	Opponent	Attendance	RUSHING	No.	Yds.	Avg.	Long	TD
Sept 15	L	10-17	Los Angeles	56,981	Armstrong	263	1407	5.3	43	9
Sept 22	T	35-35	Pittsburgh (OT)	50,858	Keyworth	81	374	4.6	30t	10
Sept 30	L	3-30	at Washington	54,395	Little	117	312	2.7	22	1
Oct 6	W	17-14	at Kansas City	67,298	Odoms	4	25	6.3	31	0
Oct 13	W	33-17	New Orleans	50,748	Hufnagel	2	22	11.0	18	0
Oct 20	W	27-7	San Diego	50,748	Moses	2	16	8.0	11	0
Oct 27	L	21-23	at Cleveland	60,478	Ross	3	8	2.7	7	0
Nov 3	L	17-28	Oakland	45,766	Stowe	1	1	1.0	1	0
Nov 10	W	17-6	at Baltimore	32,244	Van Heusen	1	-1	-1.0	-1	0
Nov 18	L	34-42	at Kansas City	50,236	Lynch	3	-2	-0.7	1	0
Nov 24	W	20-17	at Oakland	51,224	Ramsey	5	-2	-0.4	1	0
Nov 28	W	31-27	at Detroit	51,157	Johnson	4	-3	-0.8	-1	0
Dec 8	W	37-14	Houston	46,942	BRONCOS	486	2157	4.4	43	20
Dec 15	L	0-17	at San Diego	35,756	OPPONENTS	487	1808	3.7	27	17

TEAM STATISTICS		Den	Opp	RECEIVING		No.	Yds.	Avg.	Long	TD
TOTAL FIRST DOWNS		258	265	Odoms	42	639	15.2	41	6	
Rushing		120	109	Armstrong	38	405	10.7	48t	3	
Passing		118	135	Moses	34	559	16.4	42	2	
Penalty		20	21	Little	29	344	11.8	72	0	
3RD DOWN: MADE/ATT		63/176	88/218	Van Heusen	16	421	26.3	73t	4	
3rd Down Pct.		35.8	40.4	Keyworth	12	109	9.1	18	0	
TOTAL NET YARDS		4485	4391	Simmons	10	161	16.1	36	2	
Avg. Per Game		320.4	313.6	Stowe	2	9	4.5	5	1	
Total Plays		861	945	Ross	1	13	13.0	13	0	
Avg. Per Play		5.2	4.6	BRONCOS	184	2660	14.5	73t	18	
NET YARDS RUSHING		2157	1808	OPPONENTS	237	2805	11.8	61t	14	
Avg. Per Game		154.1	129.1							
Total Rushes		486	487							
Avg. Per Rush		4.4	3.7							
NET YARDS PASSING		2328	2583							
Avg. Per Game		166.3	184.5							
Sacked/Yards Lost		45/332	32/222							
Gross Yards		2660	2805							
Att./Completions		329/184	426/237							
Completion Pct.		55.9	55.6							
Had Intercepted		17	22							
PUNTS/AVERAGE		75/40.3	70/42.6							
PUNT RETURNS/AVG		43/11.0	45/11.8							
KICKOFF RETURNS/AVG		54/22.0	57/24.0							
MISC. RETURNS/AVG		1/-2	3/57							
INTERCEPTIONS/RET.		22/14.0	17/17.9							
PENALTIES/YARDS		76/632	78/585							
FUMBLES/BALL LOST		23/13	22/11							
TOTAL POINTS		302	294							
Avg. Points per Game		21.6	21.0							
Touchdowns		39	35							
By Rushing		20	17							
By Passing		18	14							
By Returns		1	4							
Field Goals		11/21	16/42							
Conversions		35/39	34/35							

INTERCEPTIONS		No.	Yds.	Avg.	Long	TD
Thompson		5	105	21.0	38t	1
Jones		5	19	3.8	11	0
Rowser		4	56	14.0	33	0
May		2	40	20.0	25	0
T. Jackson		1	39	39.0	39	0
Greer		1	23	23.0	23	0
Laskey		1	3	3.0	3	0
Pitts		1	2	2.0	2	0
E. Smith		1	0	0.0	0	0
Tyler		1	0	0.0	0	0
Hepburn		0	*22	0.0	22	0
BRONCOS		22	309	14.0	39	1
OPPONENTS		17	304	17.9	55t	3

*return yardage gained by lateral

PUNTING		No.	Yds.	Avg.	Long	B
Van Heusen		75	3024	40.3	61	0
OPPONENTS		70	2985	42.6	66	0

PUNT RETURNS		No.	FC	Yds.	Avg.	Long	TD
Thompson		26	1	350	13.5	60	0
Little		4	1	34	8.5	17	0
Greer		13	5	90	6.9	12	0
BRONCOS		43	7	474	11.0	60	0
OPPONENTS		45	1	529	11.8	72	0

KICKOFF RETURNS		No.	Yds.	Avg.	Long	TD
Thompson		13	325	25.0	37	0
Armstrong		16	386	24.1	41	0
Keyworth		4	85	22.3	26	0
Little		8	171	21.4	31	0
Brown		3	56	18.7	22	0
Ross		7	117	16.7	31	0
Criter		3	48	16.0	20	0
BRONCOS		54	1188	22.0	41	0
OPPONENTS		57	1369	24.0	84t	1

FIELD GOAL BREAKDOWN		Distance	1-19	20-29	30-39	40-49	50+
Turner		0/1	3/4	6/7	2/8	0/1	
OPPONENTS		2/2	8/9	4/6	1/3	1/4	

TURNER: (39G) (41N) (34G) (41G,19N) (24N) (34G, 20G) (43G,51N) (27G) (37G) (1) (30G,33G,42N) (42N,21G,45N) (43G,44N) (31N)

SACKS: Alzado 13, Chavous 9, T. Jackson 4, Duranko 1, Grant 1, May 1, E. Smith 1, Simone 1, Pitts 1, **TOTAL 32.0**

PASSING	Att.	Comp.	Yds.	Comp.%	Yd./Att.	Sack/Lost	TD	TD%	Int	Int%	LG	Rtg.
Johnson	244	136	1969	55.7	8.07	35/270	13	5.3	9	3.7	73t	84.3
Ramsey	74	41	580	55.4	7.84	9/55	5	6.8	7	9.5	43t	64.0
Hufnagel	10	6	70	60.0	7.00	1/7	0	0.0	1	14.3	28	41.7
Van Heusen	1	1	41	100.0	41.00	0/0	0	0.0	0	0.0	41	120.0
BRONCOS	329	184	2660	55.9	8.09	45/332	18	5.5	17	5.2	73t	79.1
OPPONENTS	426	237	2805	55.6	6.58	32/222	14	3.3	22	5.2	61t	65.3

1974 DEFENSIVE STATS

(based on unofficial press box statistics)

	TT	UT	A	SACKS	I-YDS	FR
1 Jackson	121	80	41	4	1-39	0
2 May	103	68	35	1	2-40	1
3 Thompson	86	63	23	0	5-105	2
4 Alzado	84	58	26	13	0-0	2
5 Chavous	82	53	29	9	0-0	2
6 Grant	54	38	16	1	0-0	0
7 Gradishar	53	42	11	0	0-0	0
8 O'Malley	53	36	17	0	0-0	0
9 Jones	47	41	6	0	5-19	0
10 Laskey	45	32	13	0	1-3	1
11 Greer	43	27	16	0	1-23	1
12 Rowser	42	36	6	0	4-56	0
13 Simone	29	21	8	1	0-0	1
14 Duranko	28	17	11	1	0-0	0
15 Criter	23	18	5	0	0-0	0
Hepburn	23	17	6	0	0-22	0
17 Pitts	18	14	4	1	1-2	0
18 P. Smith	13	4	9	0	0-0	1
19 Rizzo	10	10	0	0	0-0	0
20 Tyler	8	7	1	0	1-0	0
21 Graham	5	5	0	0	0-0	0
Kampa	5	3	2	0	0-0	0
23 E. Smith	4	2	2	1	1-0	0
TOTALS	979	692	287	32	22-309	11

1974 GAMES STARTED

OFFENSE		DEFENSE	
QB Johnson, Charley	13	DE Alzado, Lyle	14
QB Ramsey, Steve	1	DE Chavous, Barney	14
RB Armstrong, Otis	14	DT Duranko, Pete	9
RB Keyworth, Jon	5	DT Greer, John	13
RB Little Floyd	9	DT Kampa, Bob	1
WR Masters, Billy	1	DT Smith, Ed	3
WR Moses, Haven	13	DT Smith, Paul	2
WR Simmons, Jerry	2	LB Gradishar, Randy	3
WR Van Heusen, Bill	12	LB Jackson, Tom	12
TE Odoms, Riley	14	LB Laskey, Bil	10
C Maples, Bobby	14	LB May, Ray	12
T Current, Mike	14	LB O'Malley, Jim	5
T Minor, Claudie	14	CB Hepburn, Lonnie	4
G Howard, Paul	5	CB Jones, Calvin	14
G Jackson, Larron	9	CB Rowser, John	10
G Lyons, Tom	14	S Greer, Charles	10
		S Pitts, John	4
		S Thompson, Billy	14

1974 COACHES

John Ralston (Head Coach), **Max Coley** (Offensive Coordinator/Backfield), **Joe Collier** (Defensive Coordinator), **Kay Dalton** (Wide Receivers), **Jerry Field** (Offensive Line), **Bob Gambold** (Defensive Backs), **Myrel Moore** (Linebackers/Special Teams), **Doc Ulrich** (Defensive Line).

1974 LEADERS / RANKINGS

INDIVIDUAL	PLAYER	NO.	AFC RANK	NFL RANK	NFL LEADER	NO.
Points	Armstrong	72	71	11t	Marcol (GB)	94
Rushing Yards	Armstrong	1,407	1	1	Armstrong (DEN)	1,407
Passing Yards	Johnson	1,969	5	8	Anderson (CIN)	2,667
Passer Rating	Johnson	84.3	3	4	Anderson (CIN)	95.7
Receiving Yards	Odoms	639	4	12	Branch (OAK)	1,092
Receptions	Odoms	42	4t	15t	Mitchell (BAL)	72
Interceptions	Thompson/Jones	5	8t	13t	Thomas (KC)	12

OFFENSE	NO.	AFC RANK	NFL RANK	NFL LEADER	NO.
Points Per Game	21.6	5	8	Oakland	25.4
Total Yards Per Game	320.4	3	5	Dallas	355.9
Yards Per Play	5.2	2	2	Cincinnati	5.4
Rushing Yards Per Game	154.1	4	5	Dallas	175.3
Net Passing Yards Per Game	166.3	5	9	Washington	200.1

DEFENSE	NO.	AFC RANK	NFL RANK	NFL LEADER	NO.
Points Per Game	21.0	10	22	Los Angeles	12.9
Total Yards Per Game	313.6	9	21	Pittsburgh	219.6
Yards Per Play	4.6	4t	12t	Pittsburgh	3.6
Rushing Yards Per Game	129.1	5	13	Los Angeles	93.0
Net Passing Yards Per Game	184.5	11	24	Pittsburgh	104.7

1974 KEY AWARDS

Pro Bowl (2): RB Otis Armstrong, TE Riley Odoms. **All-Pro (2):** RB Otis Armstrong, TE Riley Odoms.

1974 NFL STANDINGS

AFC EAST						
Team	W	L	T	Pct	PF	PA
y-Miami	11	3	0	.786	327	216
x-Buffalo	9	5	0	.643	264	244
New England	7	7	0	.500	348	289
New York Jets	7	7	0	.500	279	300
Baltimore	2	12	0	.143	190	329

AFC CENTRAL						
Team	W	L	T	Pct	PF	PA
y-Pittsburgh	10	3	1	.750	305	189
Houston	7	7	0	.500	236	282
Cincinnati	7	7	0	.500	283	259
Cleveland	4	10	0	.286	251	344

AFC WEST						
Team	W	L	T	Pct	PF	PA
y-Oakland	12	2	0	.857	355	228
Denver	7	6	1	.563	302	294
Kansas City	5	9	0	.357	233	293
San Diego	5	9	0	.357	212	285

NFC EAST						
Team	W	L	T	Pct	PF	PA
y-St. Louis	10	4	0	.714	285	218
x-Washington	10	4	0	.714	320	196
Dallas	8	6	0	.571	297	235
Philadelphia	7	7	0	.500	242	217
New York Giants	2	12	0	.143	195	299

NFC CENTRAL						
Team	W	L	T	Pct	PF	PA
y-Minnesota	10	4	0	.714	310	195
Detroit	7	7	0	.500	256	270
Green Bay	6	8	0	.429	210	206
Chicago	4	10	0	.286	152	279

NFC WEST						
Team	W	L	T	Pct	PF	PA
y-Los Angeles	10	4	0	.714	263	181
San Francisco	6	8	0	.429	226	236
New Orleans	5	9	0	.357	166	263
Atlanta	3	11	0	.214	111	271

x - Wild Card Qualifier; y - Division Title

DIVISIONAL PLAYOFF GAMES

- 12/21 - at Oakland 28, Miami 26
- 12/21 - at Minnesota 30, St. Louis 14
- 12/22 - at Pittsburgh 32, Buffalo 14
- 12/22 - at Los Angeles 19, Washington 10

CONFERENCE CHAMPIONSHIPS

- 12/29 - Pittsburgh 24, at Oakland 13
- 12/29 - at Minnesota 14, Los Angeles 10

SUPER BOWL IX (NEW ORLEANS)

- 1/12 - Pittsburgh 16, Minnesota 6

1973 FINAL STATISTICS (7-5-2)

Head Coach: John Ralston AFC West: 3rd Home Stadium: Mile High Stadium

Date	W-L	Score	Opponent	Attendance	RUSHING	No.	Yds.	Avg.	Long	TD								
Sept 16	W	28-10	Cincinnati	49,059	Little	256	979	3.8	47	12								
Sept 23	L	34-36	San Francisco	51,706	Dawkins	160	706	4.4	72t	2								
Sept 30	L	14-33	Chicago	51,159	Armstrong	26	90	3.5	24	0								
Oct 7	L	14-16	at Kansas City	71,414	Anderson	19	61	3.2	11	1								
Oct 14	W	48-20	at Houston	32,801	Odoms	5	53	10.6	21	0								
Oct 22	T	23-23	Oakland	51,270	Ross	5	21	4.2	8	0								
Oct 28	W	40-28	at New York	55,108	Van Heusen	4	34	8.5	32	0								
Nov 4	T	17-17	at St. Louis	46,565	Moses	3	25	8.3	22t	1								
Nov 11	W	30-19	San Diego	51,034	Johnson	7	-2	-0.3	0	0								
Nov 18	W	23-13	at Pittsburgh	48,580	Simmons	1	-4	-4.0	-4	0								
Nov 25	W	14-10	Kansas City	51,331	Masters	1	-9	-9.0	-9	0								
Dec 2	L	10-22	Dallas	51,508	BRONCOS	487	1954	4.0	72t	16								
Dec 9	W	42-28	at San Diego	44,954	OPPONENTS	455	1795	4.0	30	14								
Dec 16	L	17-21	at Oakland	51,910	RECEIVING	No.	Yds.	Avg.	Long	TD								
TEAM STATISTICS					Den	Opp												
TOTAL FIRST DOWNS					253	239												
Rushing					111	97												
Passing					127	121												
Penalty					15	21												
3RD DOWN: MADE/ATT					79/203	77/203												
3rd Down Pct.					38.9	37.9												
TOTAL NET YARDS					4473	4235												
Avg. Per Game					319.5	302.5												
Total Plays					893	872												
Avg. Per Play					5.0	4.9												
NET YARDS RUSHING					1954	1795												
Avg. Per Game					139.6	128.2												
Total Rushes					487	455												
Avg. Per Rush					4.0	4.0												
NET YARDS PASSING					2519	2440												
Avg. Per Game					179.9	174.3												
Sacked/Yards Lost					27/187	36/326												
Gross Yards					2706	2766												
Att./Completions					378/196	417/202												
Completion Pct.					51.9	48.4												
Had Intercepted					20	14												
PUNTS/AVERAGE					69/45.1	69/43.3												
PUNT RETURNS/AVG					40/10.1	31/8.3												
KICKOFF RETURNS/AVG					36/22.0	61/20.4												
MISC. RETURNS/AVG					4/25	6/57												
INTERCEPTIONS/RET.					14/15.7	20/16.6												
PENALTIES/YARDS					83/745	84/837												
FUMBLES/BALL LOST					21/9	26/15												
TOTAL POINTS					354	296												
Avg. Points per Game					25.2	21.1												
Touchdowns					41	31												
By Rushing					16	14												
By Passing					22	15												
By Returns					3	2												
Field Goals					22/33	28/35												
Conversions					40/41	30/31												
SCORE BY PERIODS					1	2	3	4	OT	Total								
BRONCOS					79	83	80	112	—	354								
OPPONENTS					57	98	72	69	—	296								
SCORING					TD	Ru	Pa	Rt	PAT	FG	\$ PTS							
Turner					0	0	0	40/40	22/33	0	106							
Little					13	12	0	0	0/0	0/0	78							
Moses					9	1	8	0	0/0	0/0	54							
Odoms					7	0	7	0	0/0	0/0	42							
Washington					3	0	3	0	0/0	0/0	18							
Thompson					2	0	0	2	0/0	0/0	12							
Dawkins					2	2	0	0	0/0	0/0	12							
Anderson					1	1	0	0	0/0	0/0	6							
Armstrong					1	0	1	0	0/0	0/0	6							
Simmons					1	0	1	0	0/0	0/0	6							
Van Heusen					1	0	1	0	0/0	0/0	6							
Mitchell					1	0	0	1	0/0	0/0	6							
Criter					0	0	0	0	0/0	0/0	2							
BRONCOS					41	16	22	3	40/41	22/33	1 354							
OPPONENTS					31	14	15	2	30/31	28/35	1 296							
PASSING					Att.	Comp.	Yds.	Comp.%	Yd./Att.	Sack/Lost	TD	TD%	Int	Int%	LG	Rtg.		
Johnson					346	184	2465	53.2	7.12	26/177	20	5.8	17	4.9	62t	75.3		
Ramsey					27	10	194	37.0	7.18	0/0	2	7.4	2	7.4	76t	56.7		
Anderson					3	2	47	66.6	15.73	0/0	0	0.0	0	0.0	0	150.0		
Van Heusen					1	0	0	0.0	0.00	1/10	0	0.0	0	0.0	0	0.0		
Turner					1	0	0	0.0	0.00	0/0	0	0.0	1	100.0	0	0.0		
BRONCOS					378	196	2706	51.9	7.16	27/187	22	5.8	20	5.3	76t	72.5		
OPPONENTS					417	202	2766	48.4	6.63	36/326	16	3.8	14	3.4	80	68.9		
FIELD GOAL BREAKDOWN					Distance	1-19	20-29	30-39	40-49	50+								
Turner					5/5	5/5	8/9	3/9	8/10	0/2								
OPPONENTS					8/8	6/8	6/7	8/10	0/5									
TURNER:					()	(34G,28G)	()	(49N,51N)	(32G,12G)	(47N,52N,43G,37G,35G)	(21G,47G,19G,33G)	(45N,44N,42N,12G)	(39G,39N)	(32G,52N,11G,46G)	(50N)	(29G)	(40N,25G,35G,15G,29G.)	(50G)
SACKS:					P. Smith	11	Alzado	9	Chavous	6	Duranko	6	May	3	Forsberg	1	Graham	1
OPPONENTS					31	14	15	2	30/31	28/35	1	296						

1973 DEFENSIVE STATS

(based on unofficial press box statistics)

	TT	UT	A	SACKS	I-YDS	FR
1 Graham	95	72	23	1	0-0	1
2 P. Smith	94	70	24	11	0-0	1
3 Alzado	66	46	20	9	0-0	1
4 Duranko	59	44	15	6	0-0	1
5 May	57	48	9	3	1-1	0
6 Thompson	52	35	17	1	3-96	1
7 Greer	46	38	8	0	1-1	1
8 Chavous	43	28	15	6	0-0	2
9 Jones	41	37	4	0	4-69	1
10 Laskey	37	25	12	0	2-3	1
11 Simone	34	28	6	0	0-0	1
12 Jackson	31	26	5	0	0-0	0
13 Tyler	30	26	4	0	0-0	2
14 Mitchell	28	28	0	0	2-43	0
15 Criter	15	10	5	0	0-0	1
16 Montgomery	13	10	3	0	0-0	0
17 O'Malley	10	7	3	0	0-0	1
18 Grant	9	7	2	0	0-0	1
19 Forsberg	8	7	1	1	1-7	0
20 Hackbert	7	4	3	0	0-0	0
21 Pitts	6	3	3	0	0-0	0
22 E. Smith	2	2	0	0	0-0	0
TOTALS	783	601	182	38	14-220	16

1973 GAMES STARTED

OFFENSE		DEFENSE	
QB Johnson, Charley	14	DE Alzado, Lyle	14
RB Armstrong, Otis	1	DE Chavous, Barney	14
RB Dawkins, Joe	14	DT Duranko, Pete	14
RB Little, Floyd	13	DT Smith, Paul	14
WR Moses, Haven	14	LB Graham, Tom	14
WR Simmons, Jerry	13	LB Jackson, Tom	4
WR Van Heusen, Bill	1	LB Lasky, Bil	11
TE Odoms, Riley	14	LB May, Ray	10
C Maples, Bobby	14	LB Simone, Mike	3
T Current, Mike	14	CB Jones, Calvin	14
T Montgomery, Marv	10	CB Mitchell, Leroy	12
G Jackson, Larron	12	CB Montgomery, Randy	2
G Lyons, Tom	14	S Greer, Charles	10
G Schnitker, Mike	6	S Hackbart, Dale	2
		S Thompson, Billy	14
		S Tyler, Maurice	2

1973 COACHES

John Ralston (Head Coach), **Max Coley** (Offensive Coordinator/Backfield), **Joe Collier** (Defensive Coordinator/Defensive Backs), **Dick Coury** (Wide Receivers), **Jerry Frei** (Offensive Line), **Bob Gambold** (Linebackers), **Myrel Moore** (Special Teams), **Doc Ulrich** (Defensive Line).

1973 LEADERS / RANKINGS

INDIVIDUAL	PLAYER	NO.	AFC RANK	NFL RANK	NFL LEADER	NO.
Points	Turner	106	3	5t	Ray (LA)	130
Rushing Yards	Little	979	5	9	Simpson (BUF)	2,003
Passing Yards	Johnson	2,465	2	3	Gabriel (PHI)	3,219
Passer Rating	Johnson	75.3	4	11	Staubach (DAL)	94.6
Receiving Yards	Odoms	629	7	14	Carmichael (PHI)	1,116
Receptions	Odoms	43	10t	15t	Carmichael (PHI)	67
Interceptions	Jones	4	9t	22t	Anderson (MA)/Wagner (PIT)	8

OFFENSE	NO.	AFC RANK	NFL RANK	NFL LEADER	NO.
Points Per Game	25.3	1	3	Los Angeles	27.7
Total Yards Per Game	319.5	3	6	Los Angeles	350.4
Yards Per Play	5.0	4	7	Miami	5.3
Rushing Yards Per Game	139.6	8	14	Buffalo	220.6
Net Passing Yards Per Game	179.9	1	3	Philadelphia	231.1

DEFENSE	NO.	AFC RANK	NFL RANK	NFL LEADER	NO.
Points Per Game	21.1	8	15	Miami	10.7
Total Yards Per Game	302.5	10	19	Los Angeles	210.8
Yards Per Play	4.9	8t	17t	Miami	3.7
Rushing Yards Per Game	128.2	3	6	Los Angeles	90.7
Net Passing Yards Per Game	174.3	13	24	Miami	92.1

1973 KEY AWARDS

Pro Bowl (4): RB Floyd Little, WR Haven Moses, TE Riley Odoms, DT Paul Smith. **All-Pro (2):** TE Riley Odoms, DT Paul Smith. **NFLPA Rookie of the Year:** DE Barney Chavous. **AP AFC Coach of the Year:** John Ralston.

1973 NFL STANDINGS

AFC EAST	W	L	T	Pct	PF	PA
y-Miami	12	2	0	.857	343	150
Buffalo	9	5	0	.643	259	230
New England	5	9	0	.357	258	300
New York Jets	4	10	0	.286	240	306
Baltimore	4	10	0	.286	226	341

AFC CENTRAL	W	L	T	Pct	PF	PA
Team	10	4	0	.714	286	231
y-Cincinnati	10	4	0	.714	347	210
x-Pittsburgh	7	5	2	.571	234	255
Cleveland	7	5	2	.571	234	255
Houston	1	13	0	.071	199	447

AFC WEST	W	L	T	Pct	PF	PA
Team	9	4	1	.679	292	175
y-Oakland	7	5	2	.571	231	192
Kansas City	7	5	2	.571	354	296
Denver	2	11	1	.179	188	386
San Diego	2	11	1	.179	188	386

NFC EAST	W	L	T	Pct	PF	PA
Team	10	4	0	.714	382	203
y-Dallas	10	4	0	.714	325	198
x-Washington	5	8	1	.393	310	393
Philadelphia	4	9	1	.321	286	365
St. Louis	4	9	1	.321	226	362
New York Giants	2	11	1	.179	226	362

NFC CENTRAL	W	L	T	Pct	PF	PA
Team	12	2	0	.857	296	168
y-Minnesota	6	7	1	.464	271	247
Detroit	5	7	2	.429	202	259
Green Bay	3	11	0	.214	195	334
Chicago	3	11	0	.214	195	334

NFC WEST	W	L	T	Pct	PF	PA
Team	12	2	0	.857	388	178
y-Los Angeles	9	5	0	.643	318	224
Atlanta	9	5	0	.643	318	224
San Francisco	5	9	0	.357	262	319
New Orleans	5	9	0	.357	163	312

x - Wild Card Qualifier; y - Division Title

DIVISIONAL PLAYOFF GAMES

- 12/22 - at Oakland 33, Pittsburgh 14
- 12/22 - at Minnesota 27, Washington 20
- 12/23 - at Miami 34, Cincinnati 16
- 12/23 - at Dallas 27, Los Angeles 16

CONFERENCE CHAMPIONSHIPS

- 12/30 - at Miami 27, Oakland 10
- 12/30 - Minnesota 27, at Dallas 10

SUPER BOWL VIII (HOUSTON)

- 1/13 - Miami 24, Minnesota 7

1972 FINAL STATISTICS (5-9)

Head Coach: John Ralston AFC West: 3rd Home Stadium: Mile High Stadium

Date	W-L	Score	Opponent	Attendance	RUSHING	No.	Yds.	Avg.	Long	TD
Sept 17	W	30-17	Houston	51,656	Little	216	859	4.0	55t	9
Sept 24	L	14-37	at San Diego	49,048	Anderson	72	319	4.4	40	1
Oct 1	L	24-45	Kansas City	51,656	Dawkins	56	243	4.4	19	2
Oct 8	L	10-21	at Cincinnati	55,812	Lynch	34	164	4.8	28	2
Oct 15	L	20-23	Minnesota	51,656	Van Heusen	3	76	25.3	66t	1
Oct 22	W	30-23	at Oakland	53,551	Odoms	5	72	14.4	27	0
Oct 29	L	20-27	Cleveland	51,656	Krieg	1	63	63.0	63	0
Nov 5	L	17-29	at New York Giants	62,689	Ramsey	5	15	3.0	8t	2
Nov 12	W	16-10	at Los Angeles	65,398	Moses	2	11	5.5	14	0
Nov 19	L	20-37	Oakland	51,656	Harrison	1	9	9.0	9	0
Nov 26	L	20-23	at Atlanta	58,850	OTHERS	14	7	0.5	0	0
Dec 3	L	21-24	at Kansas City	66,725	BRONCOS	409	1838	4.5	66t	17
Dec 10	W	38-13	San Diego	51,478	OPPONENTS	439	1668	3.8	51	15
Dec 17	W	45-21	New England	51,656						

TEAM STATISTICS	Den	Opp
TOTAL FIRST DOWNS	237	251
Rushing	87	102
Passing	132	123
Penalty	18	26
3RD DOWN: MADE/ATT	75/177	74/190
3rd Down Pct.	42.4	38.9
TOTAL NET YARDS	4472	3851
Avg. Per Game	319.4	275.1
Total Plays	831	876
Avg. Per Play	5.4	4.4
NET YARDS RUSHING	1838	1668
Avg. Per Game	131.3	119.1
Total Rushes	409	439
Avg. Per Rush	4.5	3.8
NET YARDS PASSING	2634	2183
Avg. Per Game	188.1	155.9
Sacked/Yards Lost	38/266	41/357
Gross Yards	2900	2540
Att./Completions	384/201	397/206
Completion Pct.	52.3	51.9
Had Intercepted	23	10
PUNTS/AVERAGE	60/40.1	66/45.2
PUNT RETURNS/AVG	28/11.1	28/8.9
KICKOFF RETURNS/AVG	55/22.8	54/23.1
MISC. RETURNS/AVG	18/30	15/81
INTERCEPTIONS/RET.	10/10.9	23/19.2
PENALTIES/YARDS	89/827	83/784
FUMBLES/BALL LOST	25/11	27/12
TOTAL POINTS	325	350
Avg. Points per Game	23.2	25.0
Touchdowns	38	41
By Rushing	17	15
By Passing	19	19
By Returns	2	7
Field Goals	20/29	21/33
Conversions	37	39

SCORE BY PERIODS	1	2	3	4	OT	Total
BRONCOS	85	92	54	94	—	325
OPPONENTS	35	120	81	114	—	350

SCORING	TD	Ru	Pa	Rt	PAT	FG	S	PTS
Turner	0	0	0	0	37/37	20/29	0	97
Little	13	9	4	0	0/0	0/0	0	78
Moses	5	0	5	0	0/0	0/0	0	30
Masters	3	0	3	0	0/0	0/0	0	18
Sherman	3	0	3	0	0/0	0/0	0	18
Anderson	2	1	1	0	0/0	0/0	0	12
Ramsey	2	2	0	0	0/0	0/0	0	12
Simmons	2	0	2	0	0/0	0/0	0	12
Dawkins	2	2	0	0	0/0	0/0	0	12
Lynch	2	2	0	0	0/0	0/0	0	12
Van Heusen	1	1	0	0	0/0	0/0	0	6
Montgomery	1	0	0	1	0/0	0/0	0	6
Odoms	1	0	1	0	0/0	0/0	0	6
Greer	1	0	0	1	0/0	0/0	0	6
BRONCOS	38	17	19	2	37/37	20/29	0	325
OPPONENTS	41	15	19	7	39/39	21/33	1	350

RECEIVING	No.	Yds.	Avg.	Long	TD
Sherman	38	661	17.4	55	3
Little	28	366	13.1	40	4
Masters	25	393	15.7	27	3
Anderson	23	216	9.3	40	1
Odoms	21	320	15.2	48	1
Dawkins	18	242	13.4	60	0
Simmons	17	235	13.8	35t	2
Moses	15	224	15.0	33	5
Lynch	7	75	10.7	17	0
Krieg	4	99	24.8	37	0
Van Heusen	4	59	14.8	25	0
C. Turner	1	10	10.0	10	0
BRONCOS	201	2900	14.9	60	19
OPPONENTS	206	2540	12.3	57t	19

INTERCEPTIONS	No.	Yds.	Avg.	Long	TD
Mitchell	3	27	9.0	27	0
Greer	2	18	9.0	17	0
Graham	2	10	5.0	7	0
Preece	1	30	30.0	30	0
R. Montgomery	1	20	20.0	20	0
Thompson	1	4	4.0	4	0
BRONCOS	10	109	10.9	30	0
OPPONENTS	23	441	19.2	61t	6

PUNTING	No.	Yds.	Avg.	Long	B
Van Heusen	60	2408	40.1	60	1
OPPONENTS	66	2980	45.2	69	0

PUNT RETURNS	No.	FC	Yds.	Avg.	Long	TD
Thompson	3	1	84	28.0	59	0
Greer	3	0	66	22.0	65t	1
Sherman	10	5	89	8.9	18	0
Little	8	2	64	8.0	29	0
OTHERS	4	0	7	1.8	5	0
BRONCOS	28	8	310	11.1	65t	1
OPPONENTS	28	19	249	8.9	66t	1

KICKOFF RETURNS	No.	Yds.	Avg.	Long	TD
R. Montgomery	29	756	26.1	94t	1
C. Turner	1	25	25.0	25	0
Dawkins	15	357	23.8	28	0
Krieg	1	18	18.0	18	0
Little	3	48	16.0	22	0
Lynch	3	45	15.0	17	0
Anderson	1	13	13.0	13	0
OTHERS	2	-6	-3.0	-6	0
BRONCOS	55	1256	22.8	94t	1
OPPONENTS	54	1246	23.1	43	0

FIELD GOAL BREAKDOWN	Distance	1-19	20-29	30-39	40-49	50+
Turner		6/6	2/3	6/8	6/11	0/1
OPPONENTS		4/4	5/5	4/7	7/14	1/3

TURNER: (15G,29G,40G) (1) (16G) (38G,47N) (37N, 30N) (40N, 44G,8G,27G) (32G,27N,43G) (40G) (46N,38G,12G,36G) (49G,45G,41N) (13G,38G, 49N) (51N) (12G) (35G)

SACKS:	Alzado	10.5	P. Smith	10.5	Duranko	4.5	Graham	3	McKoy	3	Myrtle	2.5	R. Jackson	2	Forsberg	1	Hoffman	1	Geddes	1	Domes	1	Team	1	TOTAL	41.0
--------	--------	------	----------	------	---------	-----	--------	---	-------	---	--------	-----	------------	---	----------	---	---------	---	--------	---	-------	---	------	---	-------	------

PASSING	Att.	Comp.	Yds.	Comp.%	Yd./Att.	Sack/Lost	TD	TD%	Int	Int%	LG	Rtg.
Johnson	238	132	1783	55.5	7.49	12/82	14	5.9	14	5.9	60	74.6
Ramsey	137	65	1050	47.4	7.66	26/184	3	2.2	9	6.6	55	53.5
Little	2	2	43	100.0	21.50	0/0	1	50.0	0	0.0	35t	158.3
Anderson	3	1	14	33.3	4.67	0/0	1	3.3	0	0.0	14t	88.9
Ernst	4	1	10	25.0	2.50	0/0	0	0.0	0	0.0	10	39.6
BRONCOS	384	201	2900	52.3	7.55	38/266	19	4.9	23	6.0	60	68.7
OPPONENTS	397	206	2540	51.9	6.40	41/357	19	4.8	10	2.5	57t	77.4

1972 DEFENSIVE STATS

(based on unofficial press box statistics)

	TT	UT	A	SACKS	I-YDS	FR
1 Graham	73	55	18	3	2-10	1
2 Alzado	72	54	18	10.5	0-0	5
3 P. Smith	70	53	17	10.5	0-0	0
4 Greer	56	44	12	0	2-18	1
5 Preece	47	37	10	0	1-30	2
6 Mitchell	46	40	6	0	3-27	0
7 Duranko	43	32	11	4.5	0-0	0
8 Myrtle	40	32	8	2.5	0-0	0
9 Geddes	39	32	7	1	0-0	0
10 Voss	36	26	10	0	0-0	0
11 Forsberg	35	22	13	1	0-0	1
12 McKay	31	27	4	3	0-0	0
Montgomery	31	26	5	0	1-20	1
14 Thompson	27	24	3	0	1-4	0
15 Simone	18	13	5	0	0-0	1
16 Saines	17	11	6	0	0-0	0
17 Domres	11	10	1	1	0-0	0
18 R. Jackson	10	8	2	2	0-0	0
19 Parish	8	6	2	0	0-0	0
20 Crier	6	5	1	0	0-0	0
21 Hoffman	3	1	2	1	0-0	0
22 West	1	1	0	0	0-0	0
23 Team	0	0	0	1	0-0	0
TOTALS	720	559	161	41	10-109	12

1972 GAMES STARTED

OFFENSE	DEFENSE	
QB Johnson, Charley	9 DE Alzado, Lyle	14
QB Ramsey, Steve	5 DE Domres, Tom	3
RB Anderson, Bobby	9 DE Hoffman, John	1
RB Dawkins, Joe	5 DE Jackson, Rich	4
RB Little, Floyd	14 DE Voss, Lloyd	7
WR Harrison, Dwight	1 DT Duranko, Pete	13
WR Moses, Haven	6 DT Smith, Paul	14
WR Sherman, Rod	13 LB Forsberg, Fred	6
WR Simmons, Jerry	8 LB Geddes, Bob	3
TE Masters, Billy	14 LB Graham, Tom	9
C Goeddeke, George	1 LB McKay, Bill	9
C Kaminski, Larry	9 LB Myrtle, Chip	14
C Mapples, Bobby	4 LB Parish, Don	1
T Current, Mike	14 CB Mitchell, Leroy	14
T Montgomery, Marv	14 CB Montgomery, Randy	8
G Jackson, Larron	14 S Greer, Charles	14
G Lyons, Tommy	9 S Preece, Steve	9
G Schnitker, Mike	5 S Saines, George	3
	S/CB Thompson, Billy	8

1972 COACHES

John Ralston (Head Coach), **Max Coley** (Offensive Coordinator/Backfield), **Joe Collier** (Defensive Coordinator/Defensive Backs), **Dick Coury** (Wide Receivers), **Jerry Frei** (Offensive Line), **Bob Gambold** (Linebackers), **Myrel Moore** (Special Teams), **Doc Ulrich** (Defensive Line).

1972 LEADERS / RANKINGS

INDIVIDUAL	PLAYER	NO.	AFC RANK	NFL RANK	NFL LEADER	NO.
Points	Turner	97	5t	9t	Marcol (GB)	128
Rushing Yards	Little	859	8	14	Simpson (BUF)	1,251
Passing Yards	Johnson	1,783	8	17	Namath (NYJ)	2,816
Passer Rating	Johnson	74.6	3	8	Kilmer (WAS)	84.8
Receiving Yards	Sherman	661	9	16	Jackson (PHI)	1,048
Receptions	Sherman	38	14t	25t	Jackson (PHI)	62
Interceptions	Mitchell	3	26t	45t	Bradley (PHI)	9

OFFENSE	NO.	AFC RANK	NFL RANK	NFL LEADER	NO.
Points Per Game	23.2	5	9	Miami	27.5
Total Yards Per Game	319.4	4	5	Miami	359.7
Yards Per Play	5.4	3	2	New York Jets	5.8
Rushing Yards Per Game	131.3	10	18	Miami	211.4
Net Passing Yards Per Game	188.1	2	3	New York Jets	198.4

DEFENSE	NO.	AFC RANK	NFL RANK	NFL LEADER	NO.
Points Per Game	25.0	10	21	Miami	12.2
Total Yards Per Game	275.1	4	9	Miami	235.5
Yards Per Play	4.4	3	5	Pittsburgh	4.2
Rushing Yards Per Game	119.1	2	4	Dallas	108.2
Net Passing Yards Per Game	155.9	8	16	Minnesota	121.4

1972 KEY AWARDS

Pro Bowl (1): DT Paul Smith.

1972 NFL STANDINGS

AFC EAST

Team	W	L	T	Pct	PF	PA
y-Miami	14	0	0	1.000	385	171
New York Jets	7	7	0	.500	367	324
Baltimore	5	9	0	.357	235	252
Buffalo	4	9	1	.321	257	377
New England	3	11	0	.214	192	446

AFC CENTRAL

Team	W	L	T	Pct	PF	PA
y-Pittsburgh	11	3	0	.786	343	175
x-Cleveland	10	4	0	.714	268	249
Cincinnati	8	6	0	.571	299	229
Houston	1	13	0	.071	164	380

AFC WEST

Team	W	L	T	Pct	PF	PA
y-Oakland	10	3	1	.750	365	248
Kansas City	8	6	0	.571	287	254
Denver	5	9	0	.357	325	350
San Diego	4	9	1	.321	264	344

NFC EAST

Team	W	L	T	Pct	PF	PA
y-Washington	11	3	0	.786	336	218
x-Dallas	10	4	0	.714	319	240
New York Giants	8	6	0	.571	331	247
St. Louis	4	9	1	.321	193	303
Philadelphia	2	11	1	.179	145	352

NFC CENTRAL

Team	W	L	T	Pct	PF	PA
y-Green Bay	10	4	0	.714	304	226
Detroit	8	5	1	.607	339	290
Minnesota	7	7	0	.500	301	252
Chicago	4	9	1	.321	225	275

NFC WEST

Team	W	L	T	Pct	PF	PA
y-San Francisco	8	5	1	.607	353	249
Atlanta	7	7	0	.500	269	274
Los Angeles	6	7	1	.464	291	286
New Orleans	2	11	1	.179	215	361

x - Wild Card Qualifier; y - Division Title

DIVISIONAL PLAYOFF GAMES

12/23 - at Pittsburgh 13, Oakland 7
 12/23 - Dallas 30, at San Francisco 28
 12/24 - at Miami 20, Cleveland 14
 12/24 - at Washington 16, Green Bay 3

CONFERENCE CHAMPIONSHIPS

12/31 - Miami 21, at Pittsburgh 17
 12/31 - at Washington 26, Dallas 3

SUPER BOWL VII (LOS ANGELES)

1/14 - Miami 14, Washington 7

1971 FINAL STATISTICS (4-9-1)

Head Coach: Lou Saban (9) / Jerry Smith (5) AFC West: 4th Home Stadium: Mile High Stadium

Date	W-L	Score	Opponent	Attendance	RUSHING	No.	Yds.	Avg.	Long	TD
Sept 19	T	10-10	Miami	51,228	Little	284	1133	4.0	40	6
Sept 26	L	13-34	at Green Bay	47,957	Anderson	139	533	3.8	36	3
Oct 3	L	3-16	Kansas City	51,200	Lynch	26	162	6.2	23	0
Oct 10	L	16-27	Oakland	51,200	Masters	7	71	10.1	37	0
Oct 17	W	20-16	San Diego	51,200	Post	18	44	2.4	16	0
Oct 24	W	27-0	at Cleveland	75,674	C. Turner	17	43	2.5	9	0
Oct 31	L	16-17	at Philadelphia	65,358	Harrison	5	36	7.2	16	0
Nov 7	L	20-24	Detroit	51,200	Mosier	4	31	7.8	29	0
Nov 14	L	10-24	Cincinnati	51,200	Horn	6	15	2.5	10	0
Nov 21	L	10-28	at Kansas City	49,945	Van Heusen	1	10	10.0	10	0
Nov 28	W	22-10	at Pittsburgh	39,710	Simmons	1	7	7.0	7	0
Dec 5	W	6-3	Chicago	51,200	Ramsey	3	6	2.0	6	0
Dec 12	L	17-45	at San Diego	44,347	Gehrke	1	2	2.0	2	0
Dec 19	L	13-21	at Oakland	54,651	BRONCOS	512	2093	4.3	40	9
					OPPONENTS	426	1834	4.3	54	11

TEAM STATISTICS	Den	Opp	RECEIVING	No.	Yds.	Avg.	Long	TD
TOTAL FIRST DOWNS	217	206	Anderson	37	353	9.5	31	1
Rushing	102	90	Masters	27	382	14.1	25	1
Passing	105	91	Little	26	255	9.8	74	0
Penalty	10	25	Simmons	25	403	16.1	47	1
TOTAL NET YARDS	4158	3819	Harrison	19	265	13.9	43	2
Avg. Per Game	297.0	272.9	Gehrke	14	254	18.1	48	0
Total Plays	891	825	Whalen	7	124	17.7	35	0
Avg. Per Play	4.7	4.6	C. Turner	7	65	9.3	17	1
NET YARDS RUSHING	2093	1834	Post	4	46	11.5	15	1
Avg. Per Game	149.5	131.0	Mosier	3	36	12.0	19	0
Total Rushes	512	426	Lynch	2	42	21.0	40	1
Avg. Per Rush	4.1	4.3	Bowdell	1	19	19.0	19	0
NET YARDS PASSING	2065	1985	Van Heusen	1	10	10.0	10	0
Avg. Per Game	147.5	141.8	Washington	1	0	0.0	0	0
Sacked/Yards Lost	22/178	44/435	Schnitker	1	-11	-11.0	-11	0
Gross Yards	2243	2420	BRONCOS	175	2243	12.8	74	8
Att./Completions	357/175	356/150	OPPONENTS	150	2420	16.1	77	18
Completion Pct.	49.0	42.1						
Had Intercepted	27	20						
Avg. Gain per Attempt	5.4	5.0	INTERCEPTIONS	No.	Yds.	Avg.	Long	TD
Avg. Gain per Completion	12.8	16.1	Thompson	5	83	16.6	42	0
PUNTS/AVERAGE	76/41.8	67/45.7	Forsberg	3	75	25.0	40	1
Had Blocked	2	0	Myrtle	3	64	21.3	30	0
PUNT RETURNS	41/320	45/468	Greer	3	32	10.7	30	0
Avg. Per Return	7.8	10.4	Gordon	2	21	10.5	21	0
KICKOFF RETURNS	44/960	43/1059	Mitchell	2	0	0.0	0	0
Avg. Per Return	21.8	24.6	Washington	1	8	8.0	8	0
INTERCEPTIONS/RET.	20/288	27/432	Underwood	1	5	5.0	5	0
PENALTIES/YARDS	67/781	78/771	BRONCOS	20	288	14.4	42	1
FUMBLES/BALL LOST	25/12	36/20	OPPONENTS	27	432	16.0	69	2
TOUCHDOWNS	18	32						
Rushing	9	11						
Passing	8	18						
Others (see individuals)	1	3						
POINTS AFTER TOUCHDOWN	18	32						
FIELD GOALS	25/38	17/34						

Distance	1-19	20-29	30-39	40-59	50+	PUNTING	No.	Yds.	Avg.	Long	B
Turner	8/9	3/5	8/11	6/12	0/1	Van Heusen	76	3176	41.8	62	2
OPPONENTS	5/5	6/9	4/7	2/11	0/2	OPPONENTS	67	3061	45.7	73	0

SCORE BY PERIODS	1	2	3	4	OT	Total	KICKOFF RETURNS	No.	Yds.	Avg.	Long	TD		
BRONCOS	39	62	32	70	—	203	Little	7	199	28.3	48	0		
OPPONENTS	54	74	86	61	—	275	Anderson	8	187	23.4	33	0		
							Post	5	116	23.2	37	0		
SCORING	TD	Ru	Pa	Rt	PAT	FG	\$	PTS	Thompson	5	105	21.0	24	0
Turner	0	0	0	0	18/18	25/38	0	93	C. Turner	5	100	20.0	41	0
Little	6	6	0	0	0/0	0/0	0	36	R. Montgomery	4	80	20.0	34	0
Anderson	4	3	1	0	0/0	0/0	0	24	Lynch	0	19	19.0	19	0
Harrison	2	0	2	0	0/0	0/0	0	12	Forsberg	1	19	19.0	19	0
Lynch	1	0	1	0	0/0	0/0	1	8	Dawkins	2	34	17.0	17	0
Post	1	0	1	0	0/0	0/0	0	6	Criker	5	81	16.2	28	0
Simmons	1	0	1	0	0/0	0/0	0	6	Bachman	2	20	10.0	13	0
Masters	1	0	1	0	0/0	0/0	0	6	BRONCOS	44	960	21.8	48	0
Forsberg	1	0	0	1	0/0	0/0	0	6	OPPONENTS	43	1059	24.6	51	0
C. Turner	1	0	1	0	0/0	0/0	0	6						
BRONCOS	18	9	8	1	18/18	25/38	1	203						
OPPONENTS	32	11	18	3	32/32	17/34	0	275						

PASSING	Att.	Comp.	Yds.	Comp.%	Yd./Att.	Sack/Lost	TD%	Int	Int%	LG	Rtg.	
Ramsey	178	84	1120	47.2	6.29	13/105	5	2.8	13	7.3	47	46.6
Horn	173	89	1056	51.4	6.10	8/67	3	1.7	14	8.1	74	42.4
Anderson	3	1	48	33.3	16.00	1/6	0	0.0	0	0.0	48	81.9
Gehrke	2	1	19	50.0	9.50	0/0	0	0.0	0	0.0	19	83.3
Little	1	0	0	0.0	0.00	0/0	0	0.0	0	0.0	—	39.6
Van Heusen	1	0	0	0.0	0.00	0/0	0	0.0	0	0.0	—	39.6
BRONCOS	358	175	2243	48.9	6.27	22/178	8	2.2	27	7.5	74	44.9
OPPONENTS	356	150	2420	42.1	6.80	44/435	18	5.1	20	5.6	77	59.0

SACKS: P. Smith 12, Alzardo 8, Costa 6, Forsberg 4, R. Jackson 3.5, Campbell 2.5, Domres 2, Underwood 2, Inman 2, Myrtle 1, Washington 1, **TOTAL 44.0**



1971 DEFENSIVE STATS

(based on unofficial press box statistics)

	TT	UT	A	SACKS	I-YDS	FR
1 Forsberg	73	54	19	4	3-75	0
2 Saimes	56	46	10	0	0-0	1
3 Alzado	55	42	13	8	0-0	0
4 P. Smith	52	34	18	12	0-0	1
5 Myrtl	40	30	10	1	3-64	4
6 Thompson	38	31	7	0	5-83	1
Costa	38	25	13	6	0-0	3
8 Greer	37	28	9	0	3-32	0
9 Washington	35	29	6	1	1-8	1
10 Underwood	32	25	7	2	1-5	0
11 Mitchell	27	25	2	0	2-0	1
12 Jackson	22	14	8	3.5	0-0	1
13 Domres	19	12	7	2	0-0	0
14 Inman	15	10	5	2	0-0	1
15 Campbell	14	10	4	2.5	0-0	0
16 McKoy	8	7	1	0	0-0	0
Montgomery	8	6	2	0	0-0	0
18 Gordon	7	7	0	0	2-21	0
19 Criter	3	2	1	0	0-0	0
Byrd	3	1	2	0	0-0	0
21 Barnes	1	1	0	0	0-0	0
TOTALS	583	439	144	44	20-288	14

1971 GAMES STARTED

OFFENSE	DEFENSE	
QB Horn, Don	9 DE Alzado, Lyle	11
QB Ramsey, Steve	5 DE Campbell, Carter	2
RB Anderson, Bobby	13 DE Jackson, Rich	8
RB Little, Floyd	13 DT Costa, Dave	14
RB Lynch, Fran	1 DT Domres, Tom	5
RB Post, Dickie	1 DT Inman, Jerry	3
WR Gehrke, Jack	10 DT Smith, Paul	13
WR Harrison, Dwight	5 LB Forsberg, Fred	14
WR Mosier, John	1 LB Myrtle, Chip	14
WR Simmons, Jerry	12 LB Underwood, Olen	4
TE Masters, Billy	12 LB Washington, Dave	10
TE Whalen, Jim	2 CB Mitchell, Leroy	14
C/G Goeddeke, George	12 CB Thompson, Billy	14
C Kaminski, Larry	3 S Greer, Charles	14
T Current, Mike	14 S Saimes, George	14
T Shoals, Roger	14	
G Brunelli, Sam	4	
G Jackson, Larron	9	
G Lyons, Tommy	1	
G Schnitker, Mike	13	

1971 COACHES

Lou Saban (Head Coach - First 9 Gms.), **Joe Collier** (Defensive Secondary), **Whitey Dovel** (Special Teams/Tight Ends), **Hunter Enis** (Offensive Backfield), **Stan Jones** (Defensive Line), **Jerry Smith** (Offensive Line / Head Coach - Final 5 Gms.).

1971 LEADERS / RANKINGS

INDIVIDUAL	PLAYER	NO.	AFI RANK	NFL RANK	NFL LEADER	NO.
Points	Turner	93	4	7	Yepremian (MIA)	117
Rushing Yards	Little	1,133	1	1	Little (DEN)	1,133
Passing Yards	Ramsey	1,120	12	26	Hadl (SD)	3,075
Passer Rating	Ramsey	46.6	9	19	Staubach (DAL)	104.8
Receiving Yards	Simmons	403	26	53	Taylor (KC)	1,110
Receptions	Anderson	37	17	29†	Bieletnikoff (OAK)	61
Interceptions	Thompson	5	8†	19†	Bradley (PHI)	11

OFFENSE	NO.	AFI RANK	NFL RANK	NFL LEADER	NO.
Points Per Game	14.5	12	24	Dallas	29.0
Total Yards Per Game	297.0	6	11	Dallas	359.6
Yards Per Play	4.7	6	9†	Three Teams	5.5
Rushing Yards Per Game	149.5	5	10	Miami	173.5
Net Passing Yards Per Game	147.5	8	17	San Diego	223.9

DEFENSE	NO.	AFI RANK	NFL RANK	NFL LEADER	NO.
Points Per Game	19.6	6	12	Minnesota	9.9
Total Yards Per Game	272.9	5	10	Baltimore	203.7
Yards Per Play	4.6	3†	6†	Baltimore	3.8
Rushing Yards Per Game	131.0	8	14	Baltimore	79.5
Net Passing Yards Per Game	141.8	3	5	Atlanta	117.0

1971 KEY AWARDS

Pro Bowl (2): DE Rich Jackson, RB Floyd Little. **All-Pro (1):** RB Floyd Little.

1971 NFL STANDINGS

AFC EAST

Team	W	L	T	Pct	PF	PA
y-Miami	10	3	1	.769	315	174
x-Baltimore	10	4	0	.714	313	140
New England	6	8	0	.429	238	325
New York Jets	6	8	0	.429	212	299
Buffalo	1	13	0	.071	184	394

AFC CENTRAL

Team	W	L	T	Pct	PF	PA
y-Cleveland	9	5	0	.643	285	273
Pittsburgh	6	8	0	.429	246	292
Houston	4	9	1	.308	251	330
Cincinnati	4	10	0	.286	284	265

AFC WEST

Team	W	L	T	Pct	PF	PA
y-Kansas City	10	3	1	.769	302	208
Oakland	8	4	2	.667	344	278
San Diego	6	8	0	.429	311	341
Denver	4	9	1	.308	203	275

NFC EAST

Team	W	L	T	Pct	PF	PA
y-Dallas	11	3	0	.786	406	222
x-Washington	9	4	1	.692	276	190
Philadelphia	6	7	1	.462	221	302
St. Louis	4	9	1	.308	231	279
New York Giants	4	10	0	.286	228	362

NFC CENTRAL

Team	W	L	T	Pct	PF	PA
y-Minnesota	11	3	0	.786	245	139
Detroit	7	6	1	.538	341	286
Chicago	6	8	0	.429	185	276
Green Bay	4	8	2	.333	274	298

NFC WEST

Team	W	L	T	Pct	PF	PA
y-San Francisco	9	5	0	.643	300	216
Los Angeles	8	5	1	.615	313	260
Atlanta	7	6	1	.538	274	277
New Orleans	4	8	2	.333	266	347

x - Wild Card Qualifier; y - Division Title
(NOTE - in 1971 tie games were not included in winning percentage)

DIVISIONAL PLAYOFF GAMES

- 12/25 - Miami 27, at Kansas City 24 (OT)
- 12/25 - Dallas 20, at Minnesota 12
- 12/26 - Baltimore 20, at Cleveland 3
- 12/26 - at San Francisco 24, Washington 20

CONFERENCE CHAMPIONSHIPS

- 1/2 - at Miami 21, Baltimore 0
- 1/2 - at Dallas 14, San Francisco 3

SUPER BOWL VI (NEW ORLEANS)

- 1/16 - Dallas 24, Miami 3

1970 FINAL STATISTICS (5-8-1)

Head Coach: Lou Saban **AFC West:** 4th **Home Stadium:** Mile High Stadium

Date	W-L	Score	Opponent	Attendance	RUSHING	No.	Yds.	Avg.	Long	TD
Sept 20	W	25-10	at Buffalo	34,882	Little	209	901	4.3	80t	3
Sept 27	W	16-13	Pittsburgh	50,705	Anderson	83	368	4.4	27t	4
Oct 4	W	26-13	Kansas City	50,705	Crenshaw	69	200	2.9	25	5
Oct 11	L	23-35	at Oakland	54,436	Turner	29	106	3.7	12	2
Oct 18	W	24-10	Atlanta	50,705	Pastrana	14	89	6.4	14	1
Oct 25	L	14-19	at San Francisco	39,515	Lynch	20	81	4.1	19	1
Nov 1	L	3-19	Washington	50,705	Liske	7	42	6.0	14	1
Nov 8	L	21-24	at San Diego	48,327	Tensi	4	14	3.5	15	0
Nov 15	L	19-24	Oakland	50,959	Haffner	1	1	1.0	1	0
Nov 22	W	31-6	at New Orleans	66,837	BRONCOS	436	1802	4.1	80t	17
Nov 29	L	21-31	at Houston	35,733	OPPONENTS	409	1351	3.3	65t	7
Dec 6	L	0-16	at Kansas City	50,454	RECEIVING	No.	Yds.	Avg.	Long	TD
Dec 13	T	17-17	San Diego	50,959	Denson	47	646	13.7	42	2
Dec 20	L	13-27	Cleveland	51,001	Whalen	36	503	14.0	34	3

TEAM STATISTICS		Den	Opp
TOTAL FIRST DOWNS			
Rushing		217	199
Passing		87	67
Penalty		112	118
TOTAL NET YARDS			
Avg. Per Game		3827	3705
Total Plays		273.4	264.6
Avg. Per Play		883	838
NET YARDS RUSHING			
Avg. Per Game		1802	1351
Total Rushes		128.7	96.5
Avg. Per Rush		436	409
NET YARDS PASSING			
Avg. Per Game		2025	2354
Sacked/Yards Lost		14.6	168.1
Gross Yards		44/333	50/456
Att./Completions		2358	2810
Completion Pct.		403/183	379/191
Had Intercepted		45.4	50.4
Avg. Gain per Attempt		28	16
Avg. Gain per Completion		5.0	6.2
PUNTS/AVERAGE			
Had Blocked		87/42.9	89/44.9
PUNT RETURNS			
Avg. Per Return		63/556	56/416
KICKOFF RETURNS			
Avg. Per Return		49/1114	24/544
INTERCEPTIONS/RET.			
PENALTIES/YARDS		16/220	28/213
FUMBLES/BALL LOST		94/887	82/802
TOUCHDOWNS		23/13	35/16
Rushing		28	28
Passing		17	7
Others (see individuals)		11	20
POINTS AFTER TOUCHDOWN			
FIELD GOALS		0	1
Distance		27	27
Howfield		18/32	23/36
		2/3	3/6

SCORE BY PERIODS		1	2	3	4	OT	Total
BRONCOS		44	60	45	104	—	253
OPPONENTS		74	93	57	40	—	264

SCORING	TD	Ru	Pa	Rt	PAT	FG	S	PTS
Howfield	0	0	0	0	27/28	18/32	0	81
Crenshaw	6	5	1	0	0/0	0/0	0	36
Anderson	4	4	0	0	0/0	0/0	0	24
Little	3	3	0	0	0/0	0/0	0	18
Whalen	3	0	3	0	0/0	0/0	0	18
Denson	2	0	2	0	0/0	0/0	0	12
Masters	2	0	2	0	0/0	0/0	0	12
Turner	2	2	0	0	0/0	0/0	0	12
Van Heusen	2	0	2	0	0/0	0/0	0	12
Haffner	1	0	1	0	0/0	0/0	0	6
Liske	1	1	0	0	0/0	0/0	0	6
Lynch	1	1	0	0	0/0	0/0	0	6
Pastrana	1	1	0	0	0/0	0/0	0	6
Washington	0	0	0	0	0/0	0/0	1	2
TEAM	0	0	0	0	0/0	0/0	1	2
BRONCOS	28	17	11	0	27/28	18/32	2	253
OPPONENTS	28	17	20	1	27/28	23/36	0	264

RECEIVING		No.	Yds.	Avg.	Long	TD
Whalen		47	646	13.7	42	2
Crenshaw		36	503	14.0	34	3
Little		18	105	5.8	35	1
Van Heusen		17	161	9.5	39	0
Haffner		16	382	23.9	74	2
Anderson		12	196	16.3	28t	1
Masters		9	140	15.6	37	0
Turner		8	83	9.2	18	2
Lynch		8	23	2.9	11	0
Embree		7	69	9.9	36	0
BRONCOS		183	2358	12.9	74	11
OPPONENTS		191	2810	14.7	63	20

INTERCEPTIONS		No.	Yds.	Avg.	Long	TD
Martha		6	99	16.5	50	0
Greer		4	20	5.0	15	0
Gordon		3	26	8.7	24	0
Thompson		2	65	32.5	33	0
Wade		1	10	10.0	10	0
BRONCOS		16	220	13.8	50	0
OPPONENTS		28	213	7.6	26	0

PUNTING		No.	Yds.	Avg.	Long	B
Van Heusen		87	3732	42.9	64	0
OPPONENTS		89	3998	44.9	68	0

PUNT RETURNS		No.	FC	Yds.	Avg.	Long	TD
Thompson		23	1	233	10.1	45	0
Greer		14	4	123	8.8	38	0
Little		22	3	187	8.5	24	0
Jaquess		4	5	13	3.3	7	0
BRONCOS		63	13	556	8.8	45	0
OPPONENTS		56	16	416	7.4	60	0

KICKOFF RETURNS		No.	Yds.	Avg.	Long	TD
Anderson		21	520	24.8	39	0
Thompson		9	188	20.9	29	0
Hendren		8	197	24.6	30	0
Little		6	126	21.0	28	0
Crier		2	20	10.0	10	0
Turner		1	31	31.0	31	0
Washington		1	20	20.0	20	0
Myrtle		1	1	1.0	1	0
Lynch		0	11	—	11	0
BRONCOS		49	1114	22.7	39	0
OPPONENTS		24	544	22.7	51	0

*return yardage gained by lateral
SACKS: P. Smith 11.5, Jackson 10, Costa 9, Duranko 7, Washington 5.5, Myrtle 3, Cunningham 1, Greer 1, Inman 0.5, Roche 0.5, Team 1, **TOTAL 50.0**

PASSING	Att.	Comp.	Yds.	Comp.%	Yd./Att.	Sack/Lost	TD	TD%	Int	Int%	LG	Rtg.
Liske	238	112	1340	47.1	5.63	28/228	7	2.9	11	4.6	74	55.3
Tensi	80	38	539	47.5	6.74	6/35	3	3.8	8	10.0	42	42.7
Pastrana	75	29	420	38.7	5.60	8/60	1	1.3	9	12.0	58t	22.5
Anderson	4	4	59	57.1	8.43	1/5	0	0.0	0	0.0	25	84.8
Van Heusen	1	0	0	0.0	0.00	0/0	0	0.0	0	0.0	—	39.6
Little	2	0	0	0.0	0.00	1/5	0	0.0	0	0.0	—	39.6
BRONCOS	403	193	2358	45.4	5.85	44/333	11	2.7	28	6.9	74	44.5
OPPONENTS	379	191	2810	50.4	7.41	50/456	20	5.3	16	4.2	63t	75.0



1970 DEFENSIVE STATS

(based on unofficial press box statistics)

	TT	UT	A	SACKS	I-YDS	FR
1 Jackson	88	64	24	10	0-0	0
2 Forsberg	85	65	20	0	0-0	1
3 P. Smith	79	59	20	11.5	0-0	0
4 Costa	68	44	24	9	0-0	3
5 Martha	64	41	23	0	6-99	0
6 Greer	63	51	12	1	4-20	3
7 Washington	48	36	12	5.5	0-0	1
8 Duranko	47	41	6	7	0-0	0
9 Cunningham	39	23	16	1	0-0	2
10 Gordon	38	33	5	0	3-26	0
11 Thompson	30	25	5	0	2-65	1
12 Saimes	23	17	6	0	0-0	0
13 Jaquess	22	18	4	0	0-0	0
Myrtle	22	13	9	3	0-0	1
15 Inman	16	7	9	0.5	0-0	0
16 Roche	13	10	3	0.5	0-0	0
17 Butler	10	9	1	0	0-0	0
18 Criter	8	5	3	0	0-0	1
19 Wade	7	5	2	0	1-10	0
20 Edgersson	6	5	1	0	0-0	0
21 Garrett	2	2	0	0	0-0	0
22 Barnes	1	1	0	0	0-0	0
23 Team	0	0	0	0.5	0-0	0
TOTALS	779	574	205	49.5	16-220	13

1970 GAMES STARTED

OFFENSE		DEFENSE	
QB Liske, Pete	9	DE Duranko, Pete	14
QB Pastrana, Al	3	DE Jackson, Rich	14
QB Tensi, Steve	2	DT Costa, Dave	14
RB Crenshaw, Willis	12	DT Smith, Paul	14
RB Little, Floyd	14	LB Criter, Ken	1
RB Lynch, Fran	2	LB Cunningham, Carl	14
WR Denson, Al	14	LB Forsberg, Fred	13
WR Embree, John	1	LB Inman, Jerry	1
WR Haffner, Mike	7	LB Myrtle, Chip	2
WR Van Heusen, Bill	5	LB Washington, Dave	11
TE Masters, Billy	2	CB Gordon, Cornell	14
TE Whalen, Jim	13	CB Jaquess, Pete	2
C Kaminski, Larry	14	CB Mitchell, Alvin	1
T Alexakos, Steve	1	CB Thompson, Billy	9
T Bachman, Jay	1	CB Wade, Bob	2
T Brunelli, Sam	12	S Greer, Charles	14
T Current, Mike	14	S Martha, Paul	12
G Goeddeke, George	14	S Saimes, George	2
G Schnitker, Mike	2		
G Young, Bob	12		

1970 COACHES

Lou Saban (Head Coach), Joe Collier (Defensive Backfield), Whitey Dovel (Offensive Line), Hunter Enis (Offensive Backfield), Stan Jones (Defensive Line), Dick MacPherson (Linebackers), Sam Rutigliano (Wide Receivers).

1970 LEADERS / RANKINGS

INDIVIDUAL	PLAYER	NO.	AFR RANK	NFL RANK	NFL LEADER	NO.
Points	Howfield	81	7	16	Cox (MIN)	125
Rushing Yards	Little	901	1	4	Brown (WAS)	1,125
Passing Yards	Liske	1,340	11	23	Brodie (SF)	2,941
Passer Rating	Liske	55.3	10	22	Brodie (SF)	93.8
Receiving Yards	Denson	646	10	21	Washington (SF)	1,100
Receptions	Denson	47	2t	10t	Gordon (CHI)	71
Interceptions	Martha	6	4t	9t	Robinson (KC)	10

OFFENSE	NO.	AFR RANK	NFL RANK	NFL LEADER	NO.
Points Per Game	18.1	9	18	San Francisco	25.1
Total Yards Per Game	273.4	10	18	Oakland	344.9
Yards Per Play	4.3	12	21t	Oakland/St. Louis	5.3
Rushing Yards Per Game	128.7	5	9	Dallas	164.3
Net Passing Yards Per Game	144.6	9	19	San Francisco	208.8

DEFENSE	NO.	AFR RANK	NFL RANK	NFL LEADER	NO.
Points Per Game	18.9	5	12	Minnesota	10.2
Total Yards Per Game	264.6	3	7	Minnesota	200.2
Yards Per Play	4.4	2t	6t	Minnesota	3.4
Rushing Yards Per Game	96.5	2	3	Detroit	82.3
Net Passing Yards Per Game	168.1	8	18	Minnesota	102.7

1970 KEY AWARDS

Pro Bowl (2): DE Rich Jackson, RB Floyd Little. All-Pro (2): DE Rich Jackson, RB Floyd Little.

1970 NFL STANDINGS

AFC EAST

Team	W	L	T	Pct	PF	PA
y-Baltimore	11	2	1	.846	321	234
x-Miami	10	4	0	.714	297	228
New York Jets	4	10	0	.286	255	286
Buffalo	3	10	1	.231	204	337
Boston	2	12	0	.143	149	361

AFC CENTRAL

Team	W	L	T	Pct	PF	PA
y-Cincinnati	8	6	0	.571	312	255
Cleveland	7	7	0	.500	286	265
Pittsburgh	5	9	0	.357	210	272
Houston	3	10	1	.321	217	352

AFC WEST

Team	W	L	T	Pct	PF	PA
y-Oakland	8	4	2	.667	300	293
Kansas City	7	5	2	.583	272	244
San Diego	5	6	3	.455	282	278
Denver	5	8	1	.385	253	264

NFC EAST

Team	W	L	T	Pct	PF	PA
y-Dallas	10	4	0	.714	299	221
New York Giants	9	5	0	.643	301	270
St. Louis	8	5	1	.615	325	228
Washington	6	8	0	.429	297	314
Philadelphia	3	10	1	.231	241	332

NFC CENTRAL

Team	W	L	T	Pct	PF	PA
y-Minnesota	12	2	0	.857	335	143
x-Detroit	10	4	0	.714	347	202
Green Bay	6	8	0	.429	196	293
Chicago	6	8	0	.429	256	261

NFC WEST

Team	W	L	T	Pct	PF	PA
y-San Francisco	10	3	1	.769	352	267
Los Angeles	9	4	1	.692	325	202
Atlanta	4	8	2	.333	206	261
New Orleans	2	11	1	.154	172	347

x - Wild Card Qualifier; y - Division Title
(NOTE - in 1970 tie games were not included in winning percentage)

DIVISIONAL PLAYOFF GAMES

- 12/26 - at Baltimore 17, Cincinnati 0
- 12/26 - at Dallas 5, Detroit 0
- 12/27 - at Oakland 21, Miami 14
- 12/27 - San Francisco 17, at Minnesota 14

CONFERENCE CHAMPIONSHIPS

- 1/3 - at Baltimore 27, Oakland 17
- 1/3 - Dallas 17, at San Francisco 10

SUPER BOWL V (MIAMI)

1/17 - Baltimore 16, Dallas 13

Start/End Dates: 1970-1971 Season History/Records Year-by-Year Stats Postseason Records Honors Miscellaneous

1969 FINAL STATISTICS (5-8-1)

Head Coach: Lou Saban AFL West: 4th Home Stadium: Mile High Stadium

Date	W-L	Score	Opponent	Attendance	RUSHING	No.	Yds.	Avg.	Long	TD		
Sept 14	W	35-7	Boston	43,482	Little	146	729	5.0	48t	6		
Sept 21	W	21-19	New York Jets	50,583	Lynch	96	407	4.2	54	2		
Sept 28	L	28-41	at Buffalo	40,302	Quayle	57	183	3.2	17	0		
Oct 5	L	13-26	Kansas City	50,564	Smiley	56	166	3.0	26	3		
Oct 12	L	14-24	Oakland	49,511	Tensi	12	63	5.3	17	0		
Oct 19	W	30-23	at Cincinnati	27,920	Liske	10	50	5.0	19	0		
Oct 26	L	21-24	at Houston	45,348	Williams	10	18	1.8	8	1		
Nov 2	W	13-0	San Diego	45,511	Denson	1	9	9.0	9	0		
Nov 9	L	10-41	at Oakland	54,416	Burnett	5	9	1.8	5	0		
Nov 16	T	20-20	Houston	45,002	Jones	1	3	3.0	3	0		
Nov 23	L	24-45	at San Diego	34,664	BRONCOS	394	1637	4.2	54	12		
Nov 27	L	17-31	at Kansas City	48,773	OPPONENTS	436	1709	3.9	43t	15		
Dec 7	L	24-27	at Miami	25,332								
Dec 14	W	27-16	Cincinnati	42,198								
TEAM STATISTICS												
TOTAL FIRST DOWNS				Den	Opp							
Rushing				87	95							
Passing				130	151							
Penalty				26	30							
TOTAL NET YARDS				4161	4641							
Avg. Per Game				297.2	331.5							
Total Plays				841	918							
Avg. Per Play				4.9	5.1							
NET YARDS RUSHING				1637	1709							
Avg. Per Game				116.9	122.1							
Total Rushes				394	436							
Avg. Per Rush				4.2	3.9							
NET YARDS PASSING				2524	2932							
Avg. Per Game				180.3	209.4							
Sacked/Yards Lost				44/311	45/363							
Att./Completions				403/192	437/223							
Completion Pct.				47.6	51.0							
Had Intercepted				23	14							
Touchdowns				23	19							
Avg. Gain per Attempt				6.3	6.7							
Avg. Gain per Completion				13.1	13.1							
PUNTS/AVERAGE				72/40.1	71/43.1							
Had Blocked				1	0							
PUNT RETURNS				37/450	35/246							
Avg. Per Return				12.2	7.0							
KICKOFF RETURNS				56/1323	21/471							
Avg. Per Return				23.6	22.4							
INTERCEPTIONS/RET.				14/228	23/421							
PENALTIES/YARDS				79/738	84/901							
FUMBLES/BALL LOST				15/8	24/14							
TOUCHDOWNS				37	40							
Rushing				12	15							
Passing				23	19							
Others (Safety)				2	6							
PAT (Kicking)				36/37	38/39							
PAT (Passing)				0/0	0/1							
PAT (Rushing)				0/0	0/0							
FIELD GOALS				13/29	22/32							
SCORE BY PERIODS												
	1	2	3	4	OT	Total						
BRONCOS	72	89	61	75	—	297						
OPPONENTS	67	86	86	105	—	344						
SCORING												
	TD	Ru	Pa	Rt	PAT	FG	S	PTS				
Howfield	0	0	0	0	36/37	13/29	0	75				
Denson	10	0	10	0	0/0	0/0	0	60				
Little	7	6	1	0	0/0	0/0	0	42				
Haffner	5	0	5	0	0/0	0/0	0	30				
Embree	5	0	5	0	0/0	0/0	0	30				
Smiley	4	3	1	0	0/0	0/0	0	24				
Lynch	2	2	0	0	0/0	0/0	0	12				
Thompson	1	0	0	1	0/0	0/0	0	6				
Burrell	1	0	0	1	0/0	0/0	0	6				
Buckman	1	0	1	0	0/0	0/0	0	6				
Williams	1	1	0	0	0/0	0/0	0	6				
BRONCOS	37	12	23	2	36/37	13/29	0	297				
OPPONENTS	40	15	19	6	38/39	22/32	0	344				
RECEIVING												
	No.	Yds.	Avg.	Long	TD							
Denson	53	809	15.3	62t	10							
Haffner	35	563	16.1	46	5							
Embree	29	469	16.2	79t	5							
Little	19	218	11.5	67t	1							
Quayle	11	167	15.2	71	0							
Beer	9	200	22.2	48	0							
Pivec	9	117	13.0	18	0							
Lynch	9	86	9.6	19	0							
Williams	5	56	11.2	14	0							
Smiley	5	23	4.6	17t	1							
Buckman	4	48	12.0	20	1							
Van Heusen	3	64	31.3	36	0							
Pastrana	1	15	15.0	15	0							
BRONCOS	192	2835	14.8	79t	23							
OPPONENTS	223	3295	14.8	86t	19							
INTERCEPTIONS												
	No.	Yds.	Avg.	Long	TD							
Thompson	3	92	30.7	57t	1							
Burrell	2	65	32.5	38t	1							
Cavness	2	30	15.0	29	0							
Huard	2	18	9.0	18	0							
Greer	2	13	6.5	13	0							
Cunningham	2	10	5.0	5	0							
Hollomon	1	0	0.0	0	0							
BRONCOS	14	228	16.3	57t	2							
OPPONENTS	23	421	18.3	66	4							
PUNTING												
	No.	Yds.	Avg.	Long	B							
Van Heusen	25	1021	40.8	61	0							
Hollomon	47	1868	39.7	57	1							
BRONCOS	72	2889	40.1	61	1							
OPPONENTS	71	3059	43.1	98	0							
PUNT RETURNS												
	No.	FC	Yds.	Avg.	Long	TD						
Thompson	25	5	288	11.5	40	0						
Little	6	2	70	11.7	52	0						
Burrell	5	2	56	11.2	42	0						
Greer	1	0	36	36.0	36	0						
BRONCOS	37	9	450	12.2	52	0						
OPPONENTS	35	20	246	7.0	36	0						
KICKOFF RETURNS												
	No.	Yds.	Avg.	Long	TD							
Thompson	18	513	28.5	63	0							
Williams	23	574	25.0	38	0							
Burrell	6	108	18.0	30	0							
Little	3	81	27.0	30	0							
Crier	3	31	10.3	14	0							
Barnes	1	16	16.0	16	0							
Hollomon	1	0	0.0	—	0							
Myrtle	1	0	0.0	—	0							
BRONCOS	56	1323	23.6	63	0							
OPPONENTS	21	471	22.4	53t	1							
SACKS: Jackson 12.5, Costa 11.5, Duranko 7, Cunningham 3, P. Smith 3, Richter 2, Mirich 2, Myrtle 2, Inman 2, TOTAL 45.0												
PASSING												
	Att.	Comp.	Yds.	Comp.%	Yd./Att.	Sack/Lost	TD	TD%	Int	Int%	LG	Rtg.
Tensi	286	131	1990	45.8	6.96	29/208	14	4.9	12	4.2	79t	68.1
Liske	115	61	845	53.0	7.35	15/103	9	7.8	11	9.6	71	63.4
Little	2	0	0	0.0	0.00	0/0	0	0.0	0	0.0	—	39.6
BRONCOS	403	192	2835	47.6	7.03	44/311	23	5.7	23	5.7	79t	66.3
OPPONENTS	437	223	3295	51.0	7.54	45/363	19	4.3	14	3.2	86t	77.2

1969 PRIMARY STARTERS

OFFENSE	DEFENSE
SE Denson, Al	LE Jackson, Rich
SE Haffner, Mike	LT Smith, Paul
LT Brunelli, Sam	LT Inman, Jerry
LG Goeddeke, George	RT Costa, Dave
C Kaminski, Larry	RE Duranko, Pete
RG Young, Bob	LLB Cunningham, Carl
RT Current, Mike	MLB Huard, John
TE Beer, Tom	RLB Myrtle, Chip
TE Pivec, Dave	LC Cavness, Grady
WR Embree, John	RC Thompson, Billy
QB Tensi, Steve	FS Jaquess, Pete
QB Liske, Peter	FS Burrell, George
HB Little, Floyd	SS Greer, Charles
HB Quayle, Frank	
FB Lynch, Fran	
FB Smiley, Tom	

1969 COACHES

Lou Saban (Head Coach), Joe Collier (Defensive Backfield), Whitey Dovel (Offensive Line), Hunter Enis (Offensive Backfield), Stan Jones (Defensive Line), Dick MacPherson (Linebackers), Sam Rutigliano (Wide Receivers).

1969 LEADERS / RANKINGS

INDIVIDUAL	PLAYER	NO.	AFL RANK	AFL LEADER	NO.
Points	Howfield	75	8	Turner (NYJ)	129
Rushing Yards	Little	729	5	Post (SD)	873
Passing Yards	Tensi	1,990	6	Lamonica (OAK)	3,302
Passer Rating	Tensi	68.1	4	Cook (CIN)	88.3
Receiving Yards	Denson	809	7	Wells (OAK)	1,260
Receptions	Denson	53	3	Alworth (SD)	64
Interceptions	Thompson	3	28t	Thomas (KC)	9

OFFENSE	NO.	AFL RANK	AFL LEADER	NO.
Points Per Game	21.2	4	Oakland	26.9
Total Yards Per Game	297.2	6	Oakland	359.7
Yards Per Play	4.9	5	Oakland	5.5
Rushing Yards Per Game	116.9	6	Kansas City	158.6
Net Passing Yards Per Game	180.3	5	Oakland	233.6

DEFENSE	NO.	AFL RANK	AFL LEADER	NO.
Points Per Game	24.6	8	Kansas City	12.6
Total Yards Per Game	331.5	8	Kansas City	225.9
Yards Per Play	5.1	6	Kansas City	4.0
Rushing Yards Per Game	122.1	7	Kansas City	77.9
Net Passing Yards Per Game	209.4	10	Kansas City	148.0

1969 KEY AWARDS

All-Pro (2): DE Rich Jackson (second team), RB Floyd Little (first team). AP All-AFL (2): DE Rich Jackson, RB Floyd Little. AFL All-Star Game (6): DT Dave Costa, T Mike Current, WR Al Denson, G George Goeddeke, DE Rich Jackson, RB Floyd Little.

1969 AFL STANDINGS

AFL EAST	Team	W	L	T	Pct	PF	PA
	y-New York Jets	10	4	0	.714	353	269
	x-Houston	6	6	2	.500	278	279
	Boston	4	10	0	.286	266	316
	Buffalo	4	10	0	.286	230	359
	Miami	3	10	1	.231	233	332

AFL WEST	Team	W	L	T	Pct	PF	PA
	y-Oakland	12	1	1	.923	377	242
	x-Kansas City	11	3	0	.786	359	177
	San Diego	8	6	0	.571	288	276
	Denver	5	8	1	.385	297	344
	Cincinnati	4	9	1	.308	280	367

x - Made Playoffs; y - Division Title

DIVISIONAL PLAYOFF GAMES

12/20 - Kansas City 13, at New York Jets 6

12/21 - at Oakland 56, Houston 7

AFL CHAMPIONSHIP

1/4 - Kansas City 17, at Oakland 7

1969 NFL STANDINGS

EAST-CAPITOL	Team	W	L	T	Pct	PF	PA
	y-Dallas	11	2	1	.846	369	223
	Washington	7	5	2	.583	307	319
	New Orleans	5	9	0	.357	311	393
	Philadelphia	4	9	1	.308	279	377

EAST-CENTURY	Team	W	L	T	Pct	PF	PA
	y-Cleveland	10	3	1	.769	351	300
	New York Giants	6	8	0	.429	264	298
	St. Louis	4	9	1	.308	314	389
	Pittsburgh	1	13	0	.071	218	404

WEST-CENTRAL	Team	W	L	T	Pct	PF	PA
	y-Minnesota	12	2	0	.857	379	133
	Detroit	9	4	1	.692	259	188
	Green Bay	8	6	0	.571	269	221
	Chicago	1	13	0	.071	210	339

WEST-COASTAL	Team	W	L	T	Pct	PF	PA
	y-Los Angeles	11	3	0	.786	320	243
	Baltimore	8	5	1	.615	279	268
	Atlanta	6	8	0	.429	276	268
	San Francisco	4	8	2	.333	277	319

y - Division Title

CONFERENCE CHAMPIONSHIPS

12/27 - at Minnesota 23, Los Angeles 20

12/28 - Cleveland 38, at Dallas 14

NFL CHAMPIONSHIP

1/4 - at Minnesota 27, Cleveland 7

SUPER BOWL IV (NEW ORLEANS)

1/11 - Kansas City (AFL) 23, Minnesota (NFL) 7

1968 PRIMARY STARTERS

OFFENSE	DEFENSE
SE Denson, Al	LE Duranko, Pete
SE Van Heusen, Billy	LE Smith, Paul
LT Brunelli, Sam	LT Inman, Jerry
LG Goeddeke, George	LT Mirich, Rex
C Kaminski, Larry	RT Costa, Dave
RG Young, Bob	RE Jackson, Rich
RG Homan, Jon	LLB Cunningham, Carl
RT Current, Mike	MLB Huard, John
TE Beer, Tom	RLB Forsberg, Fred
WR Crabtree, Eric	RLB Myrtle, Chip
WR Jones, Jimmy	LC Greer, Charlie
QB Briscoe, Marlin	RC Garrett, Drake
QB Tensi, Steve	FS Lentz, Jack
HB Little, Floyd	SS Jaquess, Pete
HB Lynch, Fran	
FB Ford, Garrett	
FB McCarthy, Brendan	

1968 COACHES

Lou Saban (Head Coach), **Whitey Dovell** (Offensive Line), **Hunter Ellis** (Offensive Backfield), **Stan Jones** (Defensive Line), **Dick MacPherson** (Defensive Backfield), **Sam Rutigliano** (Wide Receivers).

1968 LEADERS / RANKINGS

INDIVIDUAL	PLAYER	NO.	AFL RANK	AFL LEADER	NO.
Points	Howfield	57	13	Turner (NYJ)	145
Rushing Yards	Little	584	9	Kelly (CIN)	1,239
Passing Yards	Briscoe	1,589	6	Hadi (SD)	3,473
Passer Rating	Briscoe	62.9	6	Dawson (KC)	98.6
Receiving Yards	Crabtree	601	15	Alworth (SD)	1,312
Receptions	Crabtree	35	15	Alworth (SD)	68
Interceptions	Jaquess	5	71	Grayson (OAK)	10

OFFENSE	NO.	AFL RANK	AFL LEADER	NO.
Points Per Game	18.2	7	Oakland	32.4
Total Yards Per Game	283.6	7	Oakland	406.9
Yards Per Play	4.5	7	Oakland	5.9
Rushing Yards Per Game	115.3	7	Kansas City	159.1
Net Passing Yards Per Game	168.4	6	San Diego	258.8

DEFENSE	NO.	AFL RANK	AFL LEADER	NO.
Points Per Game	28.9	9	Kansas City	12.1
Total Yards Per Game	358.9	10	New York Jets	240.2
Yards Per Play	5.5	9	Houston	4.0
Rushing Yards Per Game	132.9	7	New York Jets	85.4
Net Passing Yards Per Game	225.9	10	Houston	119.4

1968 KEY AWARDS

AP All-AFL (1): DE Rich Jackson. **AFL All-Star Game (3):** DT Dave Costa, DE Rich Jackson, RB Floyd Little.

1968 AFL STANDINGS

AFL EAST

Team	W	L	T	Pct	PF	PA
y-New York Jets	11	3	0	.786	419	280
Houston	7	7	0	.500	303	248
Miami	5	8	1	.385	276	355
Boston	4	10	0	.286	229	406
Buffalo	1	12	1	.077	199	367

AFL WEST

Team	W	L	T	Pct	PF	PA
x-Kansas City	12	2	0	.857	371	170
x-Oakland	12	2	0	.857	453	233
San Diego	9	5	0	.643	382	310
Denver	5	9	0	.357	255	404
Cincinnati	3	11	0	.214	215	329

x - Made Playoffs; y - Division Title

WESTERN DIVISIONAL PLAYOFF GAME

12/22 - at Oakland 41, Kansas City 6

AFL CHAMPIONSHIP

12/29 - at New York Jets 27, Oakland 23

1968 NFL STANDINGS

EAST-CAPITOL

Team	W	L	T	Pct	PF	PA
y-Dallas	12	2	0	.857	431	186
New York Giants	7	7	0	.500	294	325
Washington	5	9	0	.357	249	358
Philadelphia	2	12	0	.143	202	351

EAST-CENTURY

Team	W	L	T	Pct	PF	PA
y-Cleveland	10	4	0	.714	394	273
St. Louis	9	4	1	.692	325	289
New Orleans	4	9	1	.308	246	327
Pittsburgh	2	11	1	.154	244	397

WEST-CENTRAL

Team	W	L	T	Pct	PF	PA
y-Minnesota	8	6	0	.571	282	242
Chicago	7	7	0	.500	250	333
Green Bay	6	7	1	.462	281	227
Detroit	4	8	2	.333	207	241

WEST-COASTAL

Team	W	L	T	Pct	PF	PA
y-Baltimore	13	1	0	.929	402	144
Los Angeles	10	3	1	.769	312	200
San Francisco	7	6	1	.538	303	310
Atlanta	2	12	0	.143	170	389

y - Division Title

CONFERENCE CHAMPIONSHIPS

12/21 - at Cleveland 31, Dallas 20
12/22 - at Baltimore 24, Minnesota 14

NFL CHAMPIONSHIP

12/29 - Baltimore 34, at Cleveland 0

SUPER BOWL III (MIAMI)

1/12 - New York Jets (AFL) 16, Baltimore (NFL) 7

1967 FINAL STATISTICS (3-11)

Head Coach: Lou Saban AFL West: 4th Home Stadium: Bears Stadium

Date	W-L	Score	Opponent	Attendance	RUSHING	No.	Yds.	Avg.	Long	TD
Sept 3	W	26-21	Boston	35,488	Little	130	381	2.9	14	1
Sept 10	L	0-51	at Oakland	25,423	Mitchell	82	308	3.8	35	0
Sept 17	L	21-35	at Miami	29,381	Hickey	73	263	3.6	20	4
Sept 24	L	24-38	New York Jets	35,365	Hayes	85	255	3.0	18	4
Oct 1	L	6-10	at Houston	21,798	Gilchrist	10	21	2.1	6	0
Oct 8	L	16-17	Buffalo	35,188	Lynch	2	7	3.5	7	0
Oct 22	L	21-38	San Diego	34,464	LeClair	8	6	0.8	10	1
Oct 29	L	9-52	at Kansas City	44,002	Tensi	24	4	0.2	13	0
Nov 5	L	17-21	Oakland	29,043	Crabtree	2	2	1.0	6	0
Nov 12	L	18-20	Houston	30,392	Glacken	1	10	10.0	10	0
Nov 19	W	21-20	at Buffalo	30,891	Cassese	1	5	5.0	5	0
Nov 23	L	20-24	at San Diego	34,586	Scarpitto	1	5	5.0	5	0
Dec 3	W	33-24	at New York Jets	61,615	Denson	1	-2	-2.0	-2	0
Dec 17	L	24-38	Kansas City	31,660	BRONCOS	420	1265	3.0	35	10
					OPPONENTS	444	2076	4.7	65	21

TEAM STATISTICS				Den	Opp	RECEIVING						
TOTAL FIRST DOWNS				172	276	Denson	No.	Yds.	Avg.	Long	TD	
Rushing				65	115	Crabtree	46	899	19.5	68t	11	
Passing				91	143	Hayes	46	716	15.6	76t	5	
Penalty				16	18	Beer	13	125	9.6	24	0	
TOTAL NET YARDS				2947	5201	Little	11	155	14.1	29	0	
Avg. Per Game				210.5	371.5	White	7	11	1.6	15	0	
Total Plays				852	921	Hickey	5	87	17.4	40	0	
Avg. Per Play				3.5	5.6	Mitchell	7	36	5.1	22t	1	
NET YARDS RUSHING				1265	2076	Sweeney	7	15	2.1	15	0	
Avg. Per Game				90.4	148.3	Scarpitto	6	136	22.7	48	0	
Total Rushes				420	444	Gilchrist	1	14	14.0	14	0	
Avg. Per Rush				3.0	4.7	BRONCOS	150	2190	14.6	76t	17	
NET YARDS PASSING				1682	3125	OPPONENTS	214	3289	15.3	79	27	
Avg. Per Game				120.1	223.2	INTERCEPTIONS						
Sacked/Yards Lost				58/508	18/164	No.	Yds.	Avg.	Long	TD		
Att./Completions				374/150	459/214	Sellers	7	78	11.1	47	1	
Completion Pct.				40.1	46.6	Wilson	4	153	38.3	70	2	
Had Intercepted				18	28	Lentz	4	72	18.0	47	0	
PUNTS/AVERAGE				105/44.9	65/41.5	Wright	4	22	5.5	8	0	
Had Blocked				1	1	Sykes	2	29	14.5	29	0	
PUNT RETURNS				27/357	61/718	Huard	2	12	6.0	9	0	
Avg. Per Return				13.2	11.8	Richter	2	6	3.0	6	0	
KICKOFF RETURNS				60/1518	42/1046	Cassese	1	24	24.0	24	0	
Avg. Per Return				25.3	24.9	Cunningham	1	16	16.0	16	0	
INTERCEPTIONS/RET.				28/413	18/262	Myrtle	1	1	1.0	1	0	
PENALTIES/YARDS				48/512	58/628	BRONCOS	28	413	14.8	70	3	
FUMBLES/BALL LOST				30/12	23/13	OPPONENTS	18	262	14.6	—	2	
TOUCHDOWNS				31	52	PUNTING						
Rushing				10	21	No.	Yds.	Avg.	Long	B		
Passing				17	27	Scarpitto	105	4713	44.9	73	1	
Others				4	4	OPPONENTS	65	2699	41.5	60	1	
PAT (Kicking)				28/30	48/49	PUNT RETURNS						
PAT (Passing)				1/1	1/2	No.	FC	Yds.	Avg.	Long	TD	
PAT (Rushing)				0/0	1/1	Little	16	6	270	16.9	72	1
FIELD GOALS				12/27	15/31	Sellers	4	0	24	6.0	17	0

SCORING										
Denson	11	0	11	0	0/0	0/0	0	66		
Humphreys	0	0	0	0	18/19	7/15	0	39		
Hickey	5	4	1	0	0/0	0/0	0	30		
Crabtree	5	0	5	0	0/0	0/0	0	30		
Hayes	4	4	0	0	0/0	0/0	0	26		
Little	2	1	0	1	0/0	0/0	0	12		
Wilson	2	0	0	2	0/0	0/0	0	12		
Kroner	0	0	0	0	5/6	2/2	0	11		
Duncan	0	0	0	0	3/3	2/5	0	9		
Sellers	1	0	0	1	0/0	0/0	0	6		
LeClair	1	1	0	0	0/0	0/0	0	6		
LeClerc	0	0	0	0	2/2	1/6	0	5		
Jackson	0	0	0	0	0/0	0/0	1	2		
White	0	0	0	0	0/0	0/0	1	2		
BRONCOS	31	10	17	4	28/30	12/28	2	256		
OPPONENTS	52	21	27	4	48/49	15/31	0	409		

KICKOFF RETURNS										
Little	No.	Yds.	Avg.	Long	TD					
Mitchell	35	942	26.9	60	0					
Sellers	8	164	20.5	32	0					
Wilson	6	120	20.0	32	0					
Hayes	4	106	26.5	37	0					
Lynch	3	104	34.7	39	0					
Crabtree	1	27	27.0	27	0					
Beer	1	26	26.0	26	0					
Cassese	1	19	19.0	19	0					
Scarpitto	1	10	10.0	10	0					
BRONCOS	62	1518	25.3	60	0					
OPPONENTS	42	1046	24.9	—	1					

SACKS																			
R. Jackson	4.5	Costa	4.5	Cox	2.5	Cunningham	2.5	Inman	1.5	Duranko	1	Myrtle	1	Mirich	1	Richter	0.5	TOTAL	19.0

PASSING											
Tensi	325	131	1915	40.3	5.89	16	4.9	17	5.2	76t	54.8
LeClair	45	19	275	42.2	6.11	1	6.1	1	2.2	48	60.9
Glacken	4	0	0	0.0	0.00	0	0.0	0	0.0	0	39.6
BRONCOS	374	150	2190	40.1	5.86	17	4.5	18	4.8	76t	55.0
OPPONENTS	459	214	3289	46.6	7.17	27	5.9	28	6.1	79	65.0

1967 PRIMARY STARTERS

OFFENSE	DEFENSE
SE Crabtree, Eric	LE Mirich, Rex
LT Brunelli, Sam	LT Inman, Jerry
LG Goeddeke, George	RT Costa, Dave
C Kaminski, Larry	RE Jackson, Rich
RG Mattson, Pat	LLB Cunningham, Carl
RT Cichowski, Tom	MLB Huard, John
TE Beer, Tom	MLB Duranko, Pete
FL Denson, Al	RLB Myrtle, Chip
QB Tensi, Steve	RLB Richter, Frank
HB Little, Floyd	LC Sellers, Goldie
HB Mitchell, Charlie	RC Wilson, Nemiah
FB Hickey, Bo	FS Lentz, Jack
FB Hayes, Wendell	SS Jaquess, Pete
	SS Cassese, Tom

1967 COACHES

Lou Saban (Head Coach), **Whitey Dovell** (Offensive Line), **Hunter Ellis** (Offensive Backfield), **Stan Jones** (Defensive Line), **Dick MacPherson** (Linebackers), **Sam Rutigliano** (Wide Receivers).

1967 LEADERS / RANKINGS

INDIVIDUAL	PLAYER	NO.	AFL RANK	AFL LEADER	NO.
Points	Denson	66	10	Blanda (OAK)	116
Rushing Yards	Little	381	13	Nance (BOS)	1,216
Passing Yards	Tensi	1,915	8	Namath (NYJ)	4,007
Passer Rating	Tensi	54.8	7	Dawson (KC)	83.7
Receiving Yards	Denson	899	6	Maynard (NYJ)	1,434
Receptions	Crabtree/Denson	46	8t	Sauer (NYJ)	75
Interceptions	Sellers	7	5t	Three Players	10

OFFENSE	NO.	AFL RANK	AFL LEADER	NO.
Points Per Game	18.3	7	Oakland	33.4
Total Yards Per Game	210.5	9	New York Jets	368.0
Yards Per Play	3.5	9	San Diego	5.8
Rushing Yards Per Game	90.4	9	Houston	151.6
Net Passing Yards Per Game	120.1	8	New York Jets	274.6

DEFENSE	NO.	AFL RANK	AFL LEADER	NO.
Points Per Game	29.2	9	Houston	14.2
Total Yards Per Game	371.5	9	Oakland	236.3
Yards Per Play	5.6	8	Oakland	3.8
Rushing Yards Per Game	148.3	8	Oakland	80.6
Net Passing Yards Per Game	223.2	8	Buffalo	130.4

1967 KEY AWARDS

AFL All-Star Game (4): DT Dave Costa, WR Al Denson, C Larry Kaminski, CB Nemiah Wilson.

1967 AFL STANDINGS

AFL EAST

Team	W	L	T	Pct	PF	PA
y-Houston	9	4	1	.692	258	199
New York Jets	8	5	1	.615	371	329
Buffalo	4	10	0	.286	237	285
Miami	4	10	0	.286	219	407
Boston	3	10	1	.231	280	389

AFL WEST

Team	W	L	T	Pct	PF	PA
y-Oakland	13	1	0	.929	468	233
Kansas City	9	5	0	.643	408	254
San Diego	8	5	1	.615	360	352
Denver	3	11	0	.214	256	409

y – Division Title

AFL CHAMPIONSHIP

12/31 – at Oakland 40, Houston 7

1967 NFL STANDINGS

EAST-CAPITOL

Team	W	L	T	Pct	PF	PA
y-Dallas	9	5	0	.643	342	268
Philadelphia	6	7	1	.462	351	409
Washington	5	6	3	.455	347	353
New Orleans	3	11	0	.214	233	379

EAST-CENTURY

Team	W	L	T	Pct	PF	PA
y-Cleveland	9	5	0	.643	334	297
New York Giants	7	7	0	.500	369	379
St. Louis	6	7	1	.462	333	356
Pittsburgh	4	9	1	.308	281	320

WEST-CENTRAL

Team	W	L	T	Pct	PF	PA
y-Green Bay	9	4	1	.692	332	209
Chicago	7	6	1	.538	239	218
Detroit	5	7	2	.417	260	259
Minnesota	3	8	3	.273	233	294

WEST-COASTAL

Team	W	L	T	Pct	PF	PA
y-Los Angeles	11	1	2	.917	398	196
Baltimore	11	1	2	.917	394	198
San Francisco	7	7	0	.500	273	337
Atlanta	1	12	1	.077	175	422

y – Division Title

CONFERENCE CHAMPIONSHIPS

12/23 – at Green Bay 28, Los Angeles 7

12/24 – at Dallas 52, Cleveland 14

NFL CHAMPIONSHIP

12/31 – at Green Bay 21, Dallas 17

SUPER BOWL II (MIAMI)

1/14 – Green Bay (NFL) 33, Oakland (AFL) 14

1966 FINAL STATISTICS (4-10)

Head Coach: Mac Speedie (2) / Ray Malavasi (12) AFL West: 4th Home Stadium: Bears Stadium

Date	W-L	Score	Opponent	Attendance	RUSHING	No.	Yds.	Avg.	Long	TD
Sept 3	L	7-45	at Houston	30,156	Hayes	105	417	4.0	56	1
Sept 18	L	10-24	Boston	25,337	Haynes	129	304	2.4	20	2
Sept 25	L	7-16	New York Jets	29,878	Mitchell	70	199	2.8	21	0
Oct 2	W	40-38	Houston	27,203	Scarpitto	4	110	27.5	63	1
Oct 8	L	10-37	at Kansas City	33,929	Lester	34	84	2.5	10	0
Oct 16	L	7-24	at Miami	23,393	Choboian	21	45	2.1	12	2
Oct 23	L	10-56	Kansas City	26,196	Slaughter	1	10	10.0	10	0
Oct 30	L	17-24	at San Diego	25,819	Kellogg	6	3	0.5	5	0
Nov 6	W	17-10	at Boston	18,154	McCormick	4	2	0.5	3	0
Nov 20	L	3-17	Oakland	26,703	Glacken	2	-1	-0.5	5	0
Nov 27	W	20-17	San Diego	24,860	BRONCOS	376	1173	3.1	63	6
Dec 4	W	17-7	Miami	32,592	OPPONENTS	441	2029	4.6	61	17
Dec 11	L	10-28	at Oakland	31,765	RECEIVING	No.	Yds.	Avg.	Long	TD
Dec 18	L	21-38	at Buffalo	40,538	Haynes	46	480	10.4	52	1

TEAM STATISTICS		Den	Opp
TOTAL FIRST DOWNS		171	251
Rushing		61	101
Passing		95	122
Penalty		14	28
TOTAL NET YARDS		3168	4544
Avg. Per Game		226.3	324.6
Total Plays		815	871
Avg. Per Play		3.9	5.2
NET YARDS RUSHING		1173	2029
Avg. Per Game		83.8	144.9
Total Rushes		376	441
Avg. Per Rush		3.1	4.6
NET YARDS PASSING		1995	2515
Avg. Per Game		142.5	179.6
Sacked/Yards Lost		37/356	33/304
Att./Completions		402/166	396/192
Completion Pct.		41.3	48.5
Had Intercepted		30	13
PUNTS/AVERAGE		77/45.2	60/42.7
Had Blocked		1	0
PUNT RETURNS		26/235	38/296
Avg. Per Return		9.0	7.8
KICKOFF RETURNS		58/1558	43/1000
Avg. Per Return		26.9	23.3
INTERCEPTIONS/RET.		13/109	30/545
PENALTIES/YARDS		66/773	75/571
FUMBLES/BALL LOST		36/17	35/18
TOUCHDOWNS		22	47
Rushing		6	17
Passing		12	26
Others		4	4
PAT (Kicking)		20/20	46/46
PAT (Passing)		1/2	1/1
PAT (Rushing)		0	0
FIELD GOALS		14/25	17/40

SCORING	TD	Ru	Pa	Rt	PAT	FG	\$	PTS
Kroner	0	0	0	0	20/20	14/25	0	62
Scarpitto	5	1	4	0	0/0	0/0	0	32
Haynes	3	2	1	0	0/0	0/0	0	18
Denson	3	0	3	0	0/0	0/0	0	18
Mitchell	2	0	2	0	0/0	0/0	0	12
Sellers	2	0	0	2	0/0	0/0	0	12
Choboian	2	2	0	0	0/0	0/0	0	12
Taylor	1	0	1	0	0/0	0/0	0	6
Hayes	1	1	0	0	0/0	0/0	0	6
Bramlett	1	0	0	1	0/0	0/0	0	6
Lester	1	0	1	0	0/0	0/0	0	6
Wilson	1	0	0	1	0/0	0/0	0	6
BRONCOS	22	6	12	4	20/20	14/25	0	196
OPPONENTS	47	17	26	4	46/46	17/40	0	381

Denson	36	725	20.1	65	3
Taylor	35	448	12.8	32	1
Scarpitto	21	335	16.0	62	4
Mitchell	14	239	17.1	79	2
Hayes	8	49	6.1	29	0
Lester	2	26	13.0	21	1
Crabtree	1	38	38.0	38	0
Franci	1	8	8.0	8	0
Kellogg	1	5	5.0	5	0
Wright	1	-2	-2.0	-2	0
BRONCOS	166	2351	14.2	79	12
OPPONENTS	192	2819	14.7	79	26

INTERCEPTIONS	No.	Yds.	Avg.	Long	TD
Brown	3	37	12.3	31	0
Sellers	3	24	8.0	24	0
Matsos	2	10	5.0	5	0
Hopkins	2	9	4.5	9	0
Wright	1	15	15.0	15	0
Bramlett	1	12	12.0	12t	0
Wilson	1	2	2.0	2	0
BRONCOS	13	109	8.4	31	0
OPPONENTS	30	545	18.2	—	1

PUNTING	No.	Yds.	Avg.	Long	B
Scarpitto	76	3480	45.8	70	1
BRONCOS	77	2878	45.2	70	1
OPPONENTS	60	2564	42.7	68	0

PUNT RETURNS	No.	Yds.	Avg.	Long	TD
Haynes	10	119	11.9	42	0
Scott	7	56	8.0	21	0
Sellers	6	49	8.2	17	0
Wilson	2	10	5.0	10	0
Lester	1	1	1.0	1	0
BRONCOS	26	235	9.0	42	0
OPPONENTS	38	296	7.8	—	0

KICKOFF RETURNS	No.	Yds.	Avg.	Long	TD
Sellers	19	541	28.5	100t	2
Wilson	10	309	30.9	100t	1
Scott	9	282	31.3	77	0
Haynes	9	229	25.4	43	0
Crabtree	5	129	25.8	32	0
Mitchell	3	55	18.3	26	0
Lester	1	11	11.0	11	0
Sturm	1	2	2.0	2	0
Inman	1	0	0.0	0	0
BRONCOS	58	1558	26.9	100t	3
OPPONENTS	43	1000	23.3	—	0

SACKS: Bramlett 9.5, LaRose 4.5, Keating 3.5, Leetzow 3, Jacobs 2, Hopkins 1.5, Jeter 1.5, Gonsoulin 1, Tarasovic 1, Cox 0.5, Team 5, **TOTAL 33.0**

PASSING	Att.	Comp.	Yds.	Comp. %	Yd./Att.	TD	TD%	Int	Int%	LG	Rtg.
Choboian	163	82	1110	50.3	6.81	4	2.5	12	7.4	79	49.9
McCormick	193	68	993	35.2	5.15	6	3.1	15	7.8	64	30.9
Slaughter	25	7	124	28.0	4.96	1	4.0	0	0.0	67	61.1
Glacken	11	6	84	54.5	7.64	1	9.1	0	0.0	22	109.7
Rote	8	3	40	37.5	5.00	0	0.0	1	12.5	20	14.6
Haynes	2	0	0	0.0	0.00	0	0.0	2	100.0	0	0.0
BRONCOS	402	166	2351	41.3	5.85	12	3.0	30	7.5	79	39.7
OPPONENTS	396	192	2819	48.5	7.12	26	6.6	13	3.3	79	80.4

1966 PRIMARY STARTERS

OFFENSE

SE Taylor, Lionel
 LT Breitenstein, Bob
 LG Sturm, Jerry
 C Kubala, Ray
 C Kaminski, Larry
 RG Gonzaga, John
 RG Homan, Jon
 RT Burnet, Lee
 TE Denson, Al
 FL Scarpitto, Bob
 QB McCormick, John
 QB Choboian, Max
 HB Haynes, Abner
 HB Mitchell, Charlie
 FB Hayes, Wendell

DEFENSE

LE Leetzw, Max
 LE La Rose, Don
 LT Jacobs, Ray
 RT Cox, Larry
 RT Keating, Bill
 RE Young, Bob
 LLB Hopkins, Jerry
 LLB Jeter, Eugene
 MLB Matsos, Archie
 RLB Bramlett, John
 LC Brown, Willie
 LC Sellers, Goldie
 RC Wilson, Nemiah
 LS Wright, Lonnie
 RS Gonsoulin, Goose

1966 COACHES

Mac Speedie (Head Coach - First 2 Gms.), **Dale Dodrill** (Defensive Line),
Ray Malavasi (Offensive Line / Head Coach - Final 12 Gms.), **Marv Matuszak**
 (Defensive Backfield), **Bus Mertes** (Offensive Backfield).

1966 LEADERS / RANKINGS

INDIVIDUAL	PLAYER	NO.	AFL RANK	AFL LEADER NO.
Points	Kroner	62	12	Cappelletti (BOS) 119
Rushing Yards	Hayes	417	11	Nance (BOS) 1,458
Passing Yards	Choboian	1,110	9	Namath (NYJ) 3,379
Passer Rating	Choboian	49.9	9	Dawson (KC) 101.7
Receiving Yards	Denson	725	9	Alworth (SD) 1,383
Receptions	Haynes	46	11t	Alworth (SD) 73
Interceptions	Brown/Sellers	3	24t	Hunt/Robinson (KC) 10
OFFENSE NO.	AFL RANK	AFL LEADER NO.		
Points Per Game	14.0	9 Kansas City 32.0		
Total Yards Per Game	226.3	9 Kansas City 365.3		
Yards Per Play	3.9	9 Kansas City 6.0		
Rushing Yards Per Game	83.8	9 Kansas City 162.4		
Net Passing Yards Per Game	142.5	9 New York Jets 247.4		
DEFENSE NO.	AFL RANK	AFL LEADER NO.		
Points Per Game	27.2	8 Buffalo 18.2		
Total Yards Per Game	324.6	6 Oakland 279.3		
Yards Per Play	5.2	7 Oakland 4.6		
Rushing Yards Per Game	144.9	8 Buffalo 75.1		
Net Passing Yards Per Game	179.6	3 Oakland 151.3		

1966 KEY AWARDS

All-AFL (1): P Bob Scarpitto. **AFL All-Star Game (4):** LB John Bramlett, S Goose Gonsoulin, P Bob Scarpitto, G Jerry Sturm.

1966 AFL STANDINGS

AFL EAST

Team	W	L	T	Pct	PF	PA
y-Buffalo	9	4	1	.692	358	255
Boston	8	4	2	.667	315	283
New York Jets	6	6	2	.500	322	312
Houston	3	11	0	.214	335	396
Miami	3	11	0	.214	213	362

AFL WEST

Team	W	L	T	Pct	PF	PA
y-Kansas City	11	2	1	.846	448	276
Oakland	8	5	1	.615	315	288
San Diego	7	6	1	.538	335	284
Denver	4	10	0	.286	196	381

y - Division Title

AFL CHAMPIONSHIP

1/1 - Kansas City 31, at Buffalo 7

1966 NFL STANDINGS

NFL EAST

Team	W	L	T	Pct	PF	PA
y-Dallas	10	3	1	.769	445	239
Cleveland	9	5	0	.643	403	259
Philadelphia	9	5	0	.643	326	340
St. Louis	8	5	1	.615	264	265
Washington	7	7	0	.500	351	355
Pittsburgh	5	8	1	.385	316	347
Atlanta	3	11	0	.214	204	437
New York Giants	1	12	1	.077	263	501

NFL WEST

Team	W	L	T	Pct	PF	PA
y-Green Bay	12	2	0	.857	335	163
Baltimore	9	5	0	.643	314	226
Los Angeles	8	6	0	.571	289	212
San Francisco	6	6	2	.500	320	325
Chicago	5	7	2	.417	234	272
Detroit	4	9	1	.308	206	317
Minnesota	4	9	1	.308	292	304

y - Division Title

NFL CHAMPIONSHIP

1/1 - Green Bay 34, at Dallas 27

SUPER BOWL I (Los Angeles)

1/15 - Green Bay (NFL) 35, Kansas City (AFL) 10

1965 FINAL STATISTICS (4-10)

Head Coach: Mac Speedie AFL West: 4th Home Stadium: Bears Stadium

Date	W-L	Score	Opponent	Attendance	RUSHING	No.	Yds.	Avg.	Long	TD
Sept 11	L	31-34	at San Diego	27,022	Gilchrist	252	954	3.8	44	6
Sept 19	L	15-30	Buffalo	30,682	Hayes	130	526	4.1	43	5
Sept 24	W	27-10	at Boston	26,782	Haynes	41	166	4.1	47	3
Oct 3	W	16-13	New York Jets	34,988	Scarpitto	4	94	23.5	44	0
Oct 10	L	23-31	Kansas City	31,001	Slaughter	20	75	3.8	13	0
Oct 17	W	28-17	Houston	32,492	Barry	2	19	9.5	11	0
Oct 24	L	13-31	at Buffalo	45,046	Lee	2	1	0.5	2	0
Oct 31	L	10-45	at New York Jets	53,717	McCormick	1	-2	-2.0	-2	0
Nov 7	L	21-35	San Diego	33,073	Denson	1	-4	-4.0	-4	0
Nov 14	W	31-21	at Houston	28,126	BRONCOS	453	1829	4.0	47	14
Nov 21	L	20-28	Oakland	30,369	OPPONENTS	384	1337	3.5	41	24
Dec 5	L	13-24	at Oakland	19,023	RECEIVING	No.	Yds.	Avg.	Long	TD
Dec 12	L	20-28	Boston	27,207	Taylor	85	1131	13.3	63	6
Dec 19	L	35-45	at Kansas City	14,421	Scarpitto	32	585	18.3	90t	5

TEAM STATISTICS	Den	Opp
TOTAL FIRST DOWNS	255	244
Rushing	111	87
Passing	117	138
Penalty	27	19
TOTAL NET YARDS	4469	4297
Avg. Per Game	319.2	306.9
Total Plays	959	850
Avg. Per Play	4.7	5.1
NET YARDS RUSHING	1829	1337
Avg. Per Game	130.6	95.5
Total Rushes	453	384
Avg. Per Rush	4.0	3.5
NET YARDS PASSING	2640	2960
Avg. Per Game	188.6	211.4
Sacked/Yards Lost	24/208	26/305
Att./Completions	482/222	440/202
Completion Pct.	46.1	45.9
Had Intercepted	30	25
PUNTS/AVERAGE	68/42.3	73/45.8
PENALTIES/YARDS	69/750	86/836
FUMBLES/BALL LOST	29/16	27/14
TOUCHDOWNS	38	50
Rushing	14	24
Passing	18	23
Punt Returns	1	1
Pass Interceptions	3	2
Fumble Returns	2	0
Safety	0	0
PAT (Total)	34	50
Kicking	32/32	50/50
Running	1/2	0/0
Passing	1/4	0/0
FIELD GOALS	13/29	14/23

SCORING	TD	Ru	Pa	Rt	PAT	FG	S	PTS
Kroner	0	0	0	0	32/32	13/29	0	71
Hayes	7	5	2	0	0/0	0/0	0	44
Gilchrist	7	6	1	0	0/0	0/0	0	42
Haynes	6	3	2	1	0/0	0/0	0	36
Taylor	6	0	6	0	0/0	0/0	0	36
Scarpitto	5	0	5	0	0/0	0/0	0	30
Griffin	2	0	0	2	0/0	0/0	0	12
Bramlett	2	0	0	2	0/0	0/0	0	12
Dixon	2	0	2	0	0/0	0/0	0	12
Wilson	1	0	0	1	0/0	0/0	0	6
Gonsoulin	0	0	0	0	0/0	0/0	0	2
Slaughter	0	0	0	0	0/0	0/0	0	2
BRONCOS	38	14	18	6	32/32	13/29	0	303
OPPONENTS	50	24	23	3	50/50	14/23	0	392

RECEIVING	No.	Yds.	Avg.	Long	TD
Taylor	85	1131	13.3	63	6
Scarpitto	32	585	18.3	90t	5
Haynes	26	216	8.3	71	2
Dixon	25	354	14.2	59	2
Hayes	24	294	12.3	66	2
Gilchrist	18	154	8.6	29	1
Denson	9	102	11.3	20	0
Barry	2	11	5.5	9	0
McCullough	1	1	1.0	1	0
BRONCOS	222	2848	12.8	90t	18
OPPONENTS	202	3265	16.2	78	23

INTERCEPTIONS	No.	Yds.	Avg.	Long	TD
Gonsoulin	6	91	15.2	32	0
Griffin	4	109	27.3	44	1
Wilson	3	118	39.3	65	1
Cooke	3	36	12.0	28	0
Farr	2	22	11.0	17	0
Brown	2	18	9.0	18	0
McGeever	1	36	36.0	36	0
Bramlett	1	25	25.0	25t	1
Hopkins	1	7	7.0	7	0
Erlandson	1	3	3.0	3	0
Janerette	1	0	0.0	0	0
BRONCOS	25	465	18.6	65	3
OPPONENTS	30	426	14.2	—	2

PUNTING	No.	Yds.	Avg.	Long	B
Scarpitto	67	2833	42.3	67	—
—McCormick	1	45	45.0	45	—
BRONCOS	68	2878	42.3	67	0
OPPONENTS	73	3347	45.8	73	1

PUNT RETURNS	No.	Yds.	Avg.	Long	TD
Barry	21	210	10.0	38	0
Haynes	14	121	8.6	57t	1
Bussell	2	24	12.0	21	0
BRONCOS	37	355	9.6	57t	1
OPPONENTS	26	343	13.2	—	1

KICKOFF RETURNS	No.	Yds.	Avg.	Long	TD
Haynes	34	901	26.5	60	0
Barry	26	611	23.5	64	0
Bussell	5	103	20.6	32	0
Hayes	4	93	23.3	30	0
Carmichael	1	15	15.0	15	0
Dixon	1	8	8.0	8	0
BRONCOS	71	1731	24.4	64	0
OPPONENTS	58	1197	20.6	—	0

SACKS: Bramlett 6, Moore 3.5, Jacobs 3.5, Erlandson 3, Janerette 3, Leezow 2, Brown 1, Cooke 1, Cummings 1, McGeever 1, Team 1, **TOTAL 26.0**

PASSING	Att.	Comp.	Yds.	Comp.%	Yd./Att.	TD	TD%	Int	Int%	LG	Rtg.
McCormick	253	103	1292	40.7	5.11	7	2.8	14	5.5	90t	43.5
Slaughter	147	75	864	51.0	5.88	6	4.1	12	8.2	51	48.7
Lee	80	44	692	55.0	8.65	5	6.3	3	3.8	66	89.2
Haynes	1	0	0	0.0	0.00	0	0.0	0	0.0	—	39.6
Hayes	1	0	0	0.0	0.00	0	0.0	1	100.0	—	0.0
BRONCOS	482	222	2848	46.1	5.91	18	3.7	30	6.2	90t	51.6
OPPONENTS	440	202	3265	45.9	7.42	23	5.2	25	5.7	78	65.0

1965 PRIMARY STARTERS

OFFENSE	DEFENSE
SE Taylor, Lionel	LE Cooke, Ed
LT Breitenstein, Bob	LT Jacobs, Ray
LG Sturm, Jerry	RT Janerette, Charlie
LG Nomina, Tom	RE Leetow, Max
C Kubala, Ray	RE Moore, Leroy
RG McCullough, Bob	LLB Erlandson, Tom
RT Danenhauer, Elden	MLB Hopkins, Jerry
TE Dixon, Hewritt	MLB Cummings, Ed
TE Denson, Al	RLB Bramlett, John
FL Scarpitto, Bob	LC Brown, Willie
QB Slaughter, Mickey	LC McMillan, Jim
QB McCormick, John	RC McGeever, John
HB Haynes, Abner	LS Farr, Miller
HB Mitchell, Charlie	LS Griffin, John
FB Gilchrist, Cookie	RS Gonsoulin, Goose
FB Hayes, Wendell	

1965 COACHES

Mac Speedie (Head Coach), **George Dickson** (Defensive Backfield), **Bus Mertes** (Offensive Backfield), **Red Miller** (Offensive Line), **Ray Malavasi** (Defensive Line).

1965 LEADERS / RANKINGS

INDIVIDUAL	PLAYER	NO.	AFL RANK	AFL LEADER	NO.
Points	Kroner	71	10	Cappelletti (BOS)	132
Rushing Yards	Gilchrist	954	2	Lowe (SD)	1,121
Passing Yards	McCormick	1,292	8	Hadi (SD)	2,798
Passer Rating	McCormick	43.5	9	Dawson (KC)	81.3
Receiving Yards	Taylor	1,131	3	Alworth (SD)	1,602
Receptions	Taylor	85	1	Taylor (DEN)	85
Interceptions	Gonsoulin	6	6t	Hicks (HOU)	9

OFFENSE	NO.	AFL RANK	AFL LEADER	NO.
Points Per Game	21.6	4	San Diego	24.3
Total Yards Per Game	319.2	2	San Diego	364.4
Yards Per Play	4.7	4	Kansas City	5.1
Rushing Yards Per Game	130.6	2	San Diego	142.7
Net Passing Yards Per Game	188.6	3	San Diego	221.6

DEFENSE	NO.	AFL RANK	AFL LEADER	NO.
Points Per Game	28.0	7	Buffalo	16.1
Total Yards Per Game	306.9	7	San Diego	233.0
Yards Per Play	5.1	7	San Diego	4.0
Rushing Yards Per Game	95.5	3	San Diego	78.1
Net Passing Yards Per Game	211.4	7	San Diego	154.9

1965 KEY AWARDS

All-AFL (3): T Eldon Danenhauer, FB Cookie Gilchrist, WR Lionel Taylor. **AFL All-Star Game (2):** T Eldon Danenhauer, FB Cookie Gilchrist.

1965 AFL STANDINGS

AFL EAST

Team	W	L	T	Pct	PF	PA
y-Buffalo	10	3	1	.769	313	226
New York Jets	5	8	1	.385	285	303
Boston	4	8	2	.333	244	302
Houston	4	10	0	.286	298	429

AFL WEST

Team	W	L	T	Pct	PF	PA
y-San Diego	9	2	3	.818	340	227
Oakland	8	5	1	.615	298	239
Kansas City	7	5	2	.583	322	285
Denver	4	10	0	.286	303	392

y - Division Title

AFL CHAMPIONSHIP

12/26 - Buffalo 23, at San Diego 0

1965 NFL STANDINGS

NFL EAST

Team	W	L	T	Pct	PF	PA
y-Cleveland	11	3	0	.786	363	325
Dallas	7	7	0	.500	325	280
New York Giants	7	7	0	.500	270	338
Washington	6	8	0	.429	257	301
Philadelphia	5	9	0	.357	363	359
St. Louis	5	9	0	.357	296	309
Pittsburgh	2	12	0	.143	202	397

NFL WEST

Team	W	L	T	Pct	PF	PA
x-Baltimore	10	3	1	.769	389	284
x-Green Bay	10	3	1	.769	316	224
Chicago	9	5	0	.643	409	275
San Francisco	7	6	1	.538	421	402
Minnesota	7	7	0	.500	383	403
Detroit	6	7	1	.462	257	295
Los Angeles	4	10	0	.286	269	328

x - Made Playoffs; y - Division Title

WESTERN CONFERENCE PLAYOFF GAME

12/26 - at Green Bay 13, Baltimore 10 (OT)

NFL CHAMPIONSHIP

1/2 - at Green Bay 23, Cleveland 12

1964 FINAL STATISTICS (2-11-1)

Head Coach: Jack Faulkner (4) / Mac Speedie (10) AFL West: 4th Home Stadium: Bears Stadium

Date	W-L	Score	Opponent	Attendance	RUSHING	No.	Yds.	Avg.	Long	TD
Sept 12	L	6-30	at New York Jets	45,665	Mitchell	177	590	3.3	33	5
Sept 20	L	13-30	at Buffalo	28,501	Joe	112	415	3.7	51	2
Sept 27	L	17-38	Houston	22,651	Lee	42	163	3.8	16	3
Oct 4	L	10-39	Boston	15,485	Slaughter	20	54	2.7	18	0
Oct 11	W	33-27	Kansas City	16,285	Mingo	6	26	4.3	9	0
Oct 18	L	14-42	at San Diego	23,332	Stone	12	26	2.2	5	0
Oct 25	L	7-40	at Oakland	17,858	Dixon	18	25	1.4	17	0
Nov 1	L	39-49	at Kansas City	15,053	Barry	3	7	2.3	11	0
Nov 8	L	20-31	San Diego	19,670	Scarpitto	1	5	5.0	5	0
Nov 15	W	20-16	New York Jets	11,309	BRONCOS	391	1311	3.4	51	10
Nov 20	L	7-12	at Boston	24,979	OPPONENTS	424	2064	4.9	58	21
Nov 29	T	20-20	Oakland	15,958						
Dec 13	L	19-30	Buffalo	14,431						
Dec 20	L	15-34	at Houston	15,839						

TEAM STATISTICS		Den	Opp
TOTAL FIRST DOWNS		207	271
Rushing		78	100
Passing		116	148
Penalty		13	23
TOTAL NET YARDS		3332	4970
Avg. Per Game		238.0	355.0
Total Plays		908	908
Avg. Per Play		3.7	5.5
NET YARDS RUSHING		1311	2064
Avg. Per Game		93.6	147.4
Total Rushes		391	424
Avg. Per Rush		3.4	4.9
NET YARDS PASSING		2021	2906
Avg. Per Game		144.4	207.6
Sacked/Yards Lost		61/520	44/447
Att./Completions		456/230	440/215
Completion Pct.		50.4	48.9
Had Intercepted		32	32
PUNTS/AVERAGE		83/43.4	59/41.4
PENALTY YARDS		76/77.4	63/57.3
FUMBLES/BALL LOST		27/8	40/21
TOUCHDOWNS		28	52
Rushing		10	21
Passing		14	29
Punt Returns		1	1
Pass Interceptions		1	1
Fumble Returns		2	0
Safety		1	4
PAT (Total)		25	52
Kicking		22/25	52/52
Running		1	0
Passing		2	0
FIELD GOALS		14/34	22/25

SCORING	TD	Ru	Pa	Rt	PAT	FG	S	PTS
Taylor	7	0	7	0	0/0	0/0	0	42
Mingo	0	0	0	0	9/10	8/12	0	33
Mitchell	6	5	1	0	0/0	0/0	0	36
Guesman	0	0	0	0	13/15	6/22	0	31
Scarpitto	4	0	4	0	0/0	0/0	0	24
Lee	3	3	0	0	0/0	0/0	0	18
Joe	2	2	0	0	0/0	0/0	0	14
Denson	1	0	1	0	0/0	0/0	0	8
Dixon	1	0	1	0	0/0	0/0	0	6
Barry	1	0	0	1	0/0	0/0	0	6
Cooke	1	0	0	1	0/0	0/0	0	6
Janik	1	0	0	1	0/0	0/0	0	6
McMillin	1	0	0	1	0/0	0/0	0	6
Slaughter	0	0	0	0	0/0	0/0	0	2
TEAM	0	0	0	0	0/0	0/0	1	2
BRONCOS	28	10	14	4	22/25	14/34	1	240
OPPONENTS	52	21	29	2	52/52	22/25	4	438

RECEIVING	No.	Yds.	Avg.	Long	TD
Taylor	76	873	11.5	57	7
Dixon	38	585	15.4	62	1
Scarpitto	35	375	10.7	37	4
Mitchell	33	225	6.8	58	1
Denson	25	383	15.3	82t	1
Joe	12	16	1.3	15	0
Stone	4	38	9.5	16	0
Barry	4	31	7.8	13	0
Mingo	3	15	5.0	8	0
BRONCOS	230	2541	11.0	82t	14
OPPONENTS	215	3353	15.6	66	29

INTERCEPTIONS	No.	Yds.	Avg.	Long	TD
Brown	9	140	15.6	45	0
Gonsoulin	7	125	17.9	36	0
McGeever	6	60	10.0	19	0
Matuszak	2	16	8.0	8	0
Hopkins	2	11	5.5	9	0
Moore	1	70	70.0	70	0
Janik	1	22	22.0	22t	1
Wright	1	11	11.0	11	0
McMillin	1	3	3.0	3	0
Fraser	1	1	1.0	1	0
West	1	0	0.0	0	0
BRONCOS	32	459	14.3	70	1
OPPONENTS	32	441	13.8	—	1

PUNTING	No.	Yds.	Avg.	Long	B
Fraser	72	3225	44.7	67	—
Janik	10	374	37.4	49	—
BRONCOS	83	3559	43.4	67	1
OPPONENTS	59	2441	41.4	71	0

PUNT RETURNS	No.	Yds.	Avg.	Long	TD
Barry	16	149	9.3	52t	1
Mitchell	9	110	12.2	54	0
BRONCOS	25	259	10.4	54	1
OPPONENTS	40	526	13.2	—	1

KICKOFF RETURNS	No.	Yds.	Avg.	Long	TD
Barry	47	1245	26.5	60	0
Mitchell	10	221	22.1	28	0
Mingo	8	163	20.4	42	0
Dixon	6	89	14.8	24	0
Olson	2	27	13.5	15	0
Shackelford	1	13	13.0	13	0
Jordan	1	0	0.0	0	0
Sturm	1	0	0.0	0	0
BRONCOS	76	1758	23.1	60	0
OPPONENTS	44	1166	26.5	—	0

SACKS: Hopkins 8, Fraser 7.5, Janerette 6, Cooke 4, Matuszak 4, Jacobs 3.5, Moore 3.5, Erlandson 3, McGeever 1, Jordan 1, Team 2.5, **TOTAL 44.0**

PASSING	Att.	Comp.	Yds.	Comp.%	Yd./Att.	TD	TD%	Int	Int%	LG	Rtg.
Lee	265	133	1611	50.2	6.08	11	4.2	20	7.5	82t	51.6
Slaughter	189	97	930	51.3	4.92	3	1.6	11	5.8	39	46.4
Mitchell	1	0	0	0.0	0.00	0	0.0	0	0.0	0	39.6
Taylor	1	0	0	0.0	0.00	0	0.0	1	100.0	0	0.0
BRONCOS	456	230	2541	50.4	5.57	14	3.1	32	7.0	82t	48.3
OPPONENTS	440	215	3353	48.9	7.62	29	6.6	32	7.3	66	66.2

1964 PRIMARY STARTERS

OFFENSE	DEFENSE
SE Taylor, Lionel	LE Jacobs, Ray
LT Olson, Harold	LT Guesman, Dick
LG Perkins, Jim	RT Janerette, Charlie
LG Nomina, Tom	RE Cooke, Ed
C Sturm, Jerry	RE Moore, Leroy
RG McCullough, Bob	LLB Hopkins, Jerry
RT Danenhauer, Eldon	LLB Erlandson, Tom
TE Dixon, Hewritt	MLB Matuszak, Marv
FL Scarpitto, Bob	RLB Fraser, Jim
FL Denson, Al	LC Brown, Willie
QB Lee, Jacky	RC West, Willie
QB Slaughter, Mickey	RC Griffin, John
HB Mitchell, Charley	LS McGeever, John
HB Haynes, Abner	RS Gonsoulin, Goose
FB Joe, Billy	

1964 COACHES

Jack Faulkner (Head Coach - First 4 Gms.), **George Dickson** (Defensive Backfield), **Ray Malavasi** (Defensive Line), **Bill Meek** (Offensive Backfield), **Red Miller** (Offensive Line), **Mac Speedie** (Offensive End / Head Coach - Final 10 Gms.).

1964 LEADERS / RANKINGS

INDIVIDUAL	PLAYER	NO.	AFL RANK	AFL LEADER	NO.
Points	Taylor	42	20t	Cappelletti (BOS)	155
Rushing Yards	Mitchell	590	7	Gilchrist (BUF)	981
Passing Yards	Lee	1,611	8	Parilli (BOS)	3,465
Passer Rating	Lee	51.6	8	Dawson (KC)	89.9
Receiving Yards	Taylor	873	8	Hennigan (HOU)	1,546
Receptions	Taylor	76	2t	Hennigan (HOU)	101
Interceptions	Brown	9	3	Paulson (NYJ)	12

OFFENSE	NO.	AFL RANK	AFL LEADER	NO.
Points Per Game	17.1	8	Buffalo	28.6
Total Yards Per Game	238.0	8	Buffalo	371.9
Yards Per Play	3.7	8	Buffalo	5.6
Rushing Yards Per Game	93.6	8	Buffalo	145.7
Net Passing Yards Per Game	144.4	8	Houston	251.9

DEFENSE	NO.	AFL RANK	AFL LEADER	NO.
Points Per Game	31.3	8	Buffalo	17.3
Total Yards Per Game	355.0	7	Buffalo	277.0
Yards Per Play	5.5	7	San Diego	4.4
Rushing Yards Per Game	147.4	8	Buffalo	65.2
Net Passing Yards Per Game	207.6	3	San Diego	179.9

1964 KEY AWARDS

All-AFL (1): CB Willie Brown. **AFL All-Star Game (4):** CB Willie Brown, LB Jim Fraser, S Goose Gonsoulin, C Jerry Sturm.

1964 AFL STANDINGS

AFL EAST

Team	W	L	T	Pct	PF	PA
y-Buffalo	12	2	0	.857	400	242
Boston	10	3	1	.769	365	297
New York Jets	5	8	1	.385	278	315
Houston	4	10	0	.286	310	355

AFL WEST

Team	W	L	T	Pct	PF	PA
y-San Diego	8	5	1	.615	341	300
Kansas City	7	7	0	.500	366	306
Oakland	5	7	2	.417	303	350
Denver	2	11	1	.154	240	438

y - Division Title

AFL CHAMPIONSHIP

12/26 - at Buffalo 20, San Diego 7

1964 NFL STANDINGS

NFL EAST

Team	W	L	T	Pct	PF	PA
y-Cleveland	10	3	1	.769	415	293
St. Louis	9	3	2	.750	357	331
Philadelphia	6	8	0	.429	312	313
Washington	6	8	0	.429	307	305
Dallas	5	8	1	.385	250	289
Pittsburgh	5	9	0	.357	253	315
New York Giants	2	10	2	.167	241	399

NFL WEST

Team	W	L	T	Pct	PF	PA
y-Baltimore	12	2	0	.857	428	225
Green Bay	8	5	1	.615	342	245
Minnesota	8	5	1	.615	355	296
Detroit	7	5	2	.583	280	260
Los Angeles	5	7	2	.417	283	339
Chicago	5	9	0	.357	260	379
San Francisco	4	10	0	.286	236	330

y - Division Title

NFL CHAMPIONSHIP

12/27 - at Cleveland 27, Baltimore 0

1963 FINAL STATISTICS (2-11-1)

Head Coach: Jack Faulkner AFL West: 4th Home Stadium: Bears Stadium

Date	W-L	Score	Opponent	Attendance	RUSHING	No.	Yds.	Avg.	Long	TD
Sept 7	L	7-59	Kansas City	21,115	Joe	154	649	4.2	68	4
Sept 14	L	14-20	at Houston	23,147	Stone	96	382	4.0	39	2
Sept 29	W	14-10	Boston	18,636	Slaughter	32	124	3.9	19	1
Oct 6	W	50-34	San Diego	18,428	Dixon	23	105	4.6	17	0
Oct 13	L	24-33	Houston	24,087	Mingo	24	90	3.8	17	0
Oct 18	L	21-40	at Boston	25,418	Breaux	10	51	5.1	15	0
Oct 26	T	35-35	at New York Jets	20,377	Mitchell	23	45	2.0	7	0
Nov 3	L	28-30	Buffalo	19,424	Dickinson	5	31	6.2	13	0
Nov 9	L	17-27	at Buffalo	30,989	Gaiters	9	20	2.2	8	0
Nov 17	L	9-14	New York Jets	14,247	Walker	2	14	7.0	9	0
Nov 28	L	10-26	Oakland	14,763	Barnes	0	2	—	2	0
Dec 8	L	21-52	at Kansas City	17,443	McCormick	3	-5	-1.7	-2	0
Dec 15	L	31-35	at Oakland	15,223	TEAM	3	0	0.0	0	0
Dec 22	L	20-58	at San Diego	31,312	BRONCOS	384	1508	3.9	68	9
					OPPONENTS	420	1687	4.0	—	15

TEAM STATISTICS	Den	Opp	RECEIVING	No.	Yds.	Avg.	Long	TD
TOTAL FIRST DOWNS	230	254	Taylor	78	1101	14.1	72	10
Rushing	84	92	Prebola	30	471	15.7	57	2
Passing	133	145	Groman	27	437	16.2	74	3
Penalty	13	17	Stone	22	208	9.4	55	2
TOTAL NET YARDS	3995	5081	Scarpitto	21	463	22.0	66	5
Avg. Per Game	285.4	362.9	Joe	15	90	6.0	34	1
NET YARDS RUSHING	1508	1687	Dixon	10	130	13.0	30	0
Avg. Per Game	107.7	120.5	Mitchell	8	71	8.8	20	0
Total Rushes	384	420	Mingo	3	11	3.7	27	0
Avg. Per Rush	3.9	4.0	Gaiters	1	74	74.0	74	1
NET YARDS PASSING	2487	3394	Dickinson	1	9	9.0	9	0
Avg. Per Game	177.6	242.4	Rychlec	1	7	7.0	7	0
Sacked/Yards Lost	63/590	19/178	BRONCOS	217	3072	14.2	74	24
Att./Completions	453/217	408/204	OPPONENTS	204	3572	17.5	—	40
Completion Pct.	47.9	50.0	INTERCEPTIONS	No.	Yds.	Avg.	Long	TD
Had Intercepted	28	15	Gonsoulin	6	64	10.6	42	1
PUNTS/AVERAGE	81/44.4	61/43.7	Janik	2	32	16.0	31	0
PENALTIES/YARDS	65/548	61/516	McDaniel	2	12	6.0	10	0
FUMBLES/BALL LOST	34/15	33/20	Zeman	1	23	23.0	23	0
TOUCHDOWNS	36	61	Hopkins	1	21	21.0	21	0
Rushing	9	15	Brown	1	0	0.0	0	0
Passing	24	40	Holz	1	0	0.0	0	0
Kickoff Returns	1	1	Mitchell	1	0	0.0	0	0
Pass Interceptions	1	2	McGeever	0	*18	—	18	0
Fumble Returns	1	3	BRONCOS	15	170	11.3	42	1
Safety	0	2	OPPONENTS	28	—	—	—	2
PAT (Total)	36	57	<i>*return yardage gained by lateral</i>					
Kicking	35	55	PUNTING	No.	Yds.	Avg.	Long	B
Running	0	0	Fraser	78	3595	46.1	66	—
Passing	1	2	BRONCOS	81	3595	44.3	66	3
FIELD GOALS	16/30	15/32	OPPONENTS	61	2664	43.7	—	—

Score By Periods	1	2	3	4	OT	Total
BRONCOS	40	96	64	101	—	301
OPPONENTS	121	113	127	112	—	473

SCORING	TD	Ru	Pa	Rt	PAT	FG	S	PTS
Mingo	0	0	0	0	35/35	16/30	0	83
Taylor	10	0	10	0	0/0	0/0	0	60
Joe	5	4	1	0	0/0	0/0	0	30
Scarpitto	5	0	5	0	0/0	0/0	0	30
Stone	4	2	2	0	0/0	0/0	0	24
Groman	3	0	3	0	0/0	0/0	0	18
Prebola	2	0	2	0	0/0	0/0	0	14
Dixon	2	2	0	0	0/0	0/0	0	12
Gonsoulin	1	0	0	1	0/0	0/0	0	6
Mitchell	1	0	0	1	0/0	0/0	0	6
McFadin	1	0	0	1	0/0	0/0	0	6
Slaughter	1	1	0	0	0/0	0/0	0	6
Gaiters	1	0	1	0	0/0	0/0	0	6
BRONCOS	36	9	24	3	35/35	16/30	0	301
OPPONENTS	61	15	40	6	55/56	15/32	2	473

PUNT RETURNS	No.	Yds.	Avg.	Long	TD
Mitchell	12	141	11.7	28	0
Mingo	7	85	12.1	45	0
Dixon	3	58	19.3	47	0
Frazier	3	42	14.0	19	0
Zeman	2	32	16.0	18	0
Brown	3	29	9.6	17	0
BRONCOS	30	387	12.9	47	0
OPPONENTS	43	466	10.8	—	0

KICKOFF RETURNS	No.	Yds.	Avg.	Long	TD
Mitchell	37	954	25.7	90	1
Gaiters	11	225	20.4	29	0
Dixon	9	195	21.6	37	0
Frazier	7	185	26.6	49	0
Mingo	7	151	21.6	31	0
Brown	3	70	23.3	54	0
Olson	2	0	0.0	0	0
Scarpitto	1	8	8.0	8	0
Groman	0	*9	—	9	0
Gonsoulin	0	*4	—	4	0
BRONCOS	78	1801	23.1	90	1
OPPONENTS	51	1310	25.7	—	1

**return yardage gained by lateral*

SACKS: Gavin 4.5, McFadin 3.5, Lassiter 2.5, Peters 2, Nery 1.5, Fraser 1.5, Erlandson 1, McDaniel 1, Holz 0.5, Team 1, **TOTAL 19.0**

PASSING	Att.	Comp.	Yds.	Comp. %	Yd./Att.	TD	TD%	Int	Int%	LG	Rtg.
Slaughter	223	112	1689	50.2	7.57	13	5.8	15	6.7	74	66.9
Breaux	138	70	935	50.7	6.78	7	5.1	6	4.3	71	71.4
McCormick	72	28	417	38.9	5.79	4	5.6	3	4.2	72	59.8
Tripucka	15	7	31	46.7	2.07	0	0.0	5	33.3	14	13.9
Stone	3	0	0	0.0	0.00	0	0.0	0	0.0	—	39.6
Taylor	1	0	0	0.0	0.00	0	0.0	0	0.0	—	39.6
Mingo	1	0	0	0.0	0.00	0	0.0	0	0.0	—	39.6
BRONCOS	453	217	3072	47.9	6.78	24	5.3	29	6.4	74	61.2
OPPONENTS	408	204	3572	50.0	8.75	40	9.8	15	3.7	—	97.6

1963 PRIMARY STARTERS

OFFENSE	DEFENSE
SE Taylor, Lionel	LE Jacobs, Ray
LT Olson, Harold	LE Nery, Ron
LT Perkins, Jim	LT McFadin, Bud
LG McCullough, Bob	RT Holz, Gordy
C Sturm, Jerry	RE Gavin, Chuck
RG Barnes, Ernie	LLB Nocera, John
RT Danenhauer, Eldon	LLB Erlandson, Tom
TE Prebola, Gene	MLB McDaniel, Wahoo
FL Scarpitto, Bob	RLB Fraser, Jim
FL Groman, Bill	LC McGeever, John
QB Slaughter, Mickey	LC Brown, Willie
QB Breaux, Don	RC Mitchell, Charlie
HB Stone, Don	LS Zeman, Bob
HB Dixon, Hewritt	RS Gonsoulin, Goose
FB Joe, Billy	

1963 COACHES

Jack Faulkner (Head Coach), **Dale Dodrill** (Defensive Line), **Ed Hughes** (Defensive Backfield), **Red Miller** (Offensive Line), **Mac Speedie** (Offensive End).

1963 LEADERS / RANKINGS

INDIVIDUAL	PLAYER	NO.	AFL RANK	AFL LEADER	NO.
Points	Mingo	83	5	Cappelletti (BOS)	113
Rushing Yards	Joe	646	7	Daniels (OAK)	1,099
Passing Yards	Slaughter	1,689	8	Blanda (HOU)	3,003
Passer Rating	Slaughter	66.9	5	Rote (SD)	86.7
Receiving Yards	Taylor	1,101	3	Powell (OAK)	1,304
Receptions	Taylor	78	1	Taylor (DEN)	78
Interceptions	Gonsoulin	6	6t	Glick (HOU)	12

OFFENSE	NO.	AFL RANK	AFL LEADER	NO.
Points Per Game	21.5	7	San Diego	28.5
Total Yards Per Game	285.4	7	San Diego	367.6
Rushing Yards Per Game	107.7	6	San Diego	157.4
Net Passing Yards Per Game	177.6	8	Houston	229.3

DEFENSE	NO.	AFL RANK	AFL LEADER	NO.
Points Per Game	33.8	8	San Diego	18.2
Total Yards Per Game	362.9	7	Boston	265.4
Rushing Yards Per Game	120.5	6	Boston	79.1
Net Passing Yards Per Game	242.4	8	San Diego	180.1

1963 KEY AWARDS

All-AFL (1): S Goose Gonsoulin. **AFL All-Star Game (2):** S Goose Gonsoulin, DT Bud McFadin. **AFL Rookie of the Year (*The Sporting News*):** FB Billy Joe.

1963 AFL STANDINGS

AFL EAST

Team	W	L	T	Pct	PF	PA
x-Boston	7	6	1	.538	327	257
x-Buffalo	7	6	1	.538	304	291
Houston	6	8	0	.429	302	372
New York Jets	5	8	1	.385	249	399

AFL WEST

Team	W	L	T	Pct	PF	PA
y-San Diego	11	3	0	.786	399	255
Oakland	10	4	0	.714	363	282
Kansas City	5	7	2	.417	347	263
Denver	2	11	1	.154	301	473

x - Made Playoffs; y - Division Title

EASTERN DIVISION PLAYOFF GAME

12/28 - Boston 26, at Buffalo 8

AFL CHAMPIONSHIP

1/5 - at San Diego 51, Boston 10

1963 NFL STANDINGS

NFL EAST

Team	W	L	T	Pct	PF	PA
y-New York Giants	11	3	0	.786	448	280
Cleveland	10	4	0	.714	343	262
St. Louis	9	5	0	.643	341	283
Pittsburgh	7	4	3	.636	321	295
Dallas	4	10	0	.286	305	378
Washington	3	11	0	.214	279	398
Philadelphia	2	10	2	.167	242	381

NFL WEST

Team	W	L	T	Pct	PF	PA
y-Chicago	11	1	2	.917	301	144
Green Bay	11	2	1	.846	369	206
Baltimore	8	6	0	.571	316	285
Detroit	5	8	1	.385	326	265
Minnesota	5	8	1	.385	309	390
Los Angeles	5	9	0	.357	210	350
San Francisco	2	12	0	.143	198	391

y - Division Title

NFL CHAMPIONSHIP

12/29 - at Chicago 14, New York Giants 10

1962 FINAL STATISTICS (7-7)

Head Coach: Jack Faulkner AFL West: 2nd Home Stadium: Bears Stadium

Date	W-L	Score	Opponent	Attendance	RUSHING	No.	Yds.	Avg.	Long	TD
Sept 7	W	30-21	San Diego	28,000	Stone	94	360	3.8	27	3
Sept 15	W	23-20	at Buffalo	30,577	Dickinson	73	247	3.4	42	0
Sept 21	L	16-41	at Boston	21,038	Mingo	54	287	5.3	82t	4
Sept 30	W	32-10	at N.Y. Titans	17,213	Frazier	39	168	4.3	35	2
Oct 5	W	44-7	Oakland	22,452	Olszewski	33	114	3.4	46	0
Oct 14	W	23-6	at Oakland	7,000	Stinnette	21	87	4.1	14	1
Oct 21	W	20-10	Houston	34,496	Shaw	4	10	2.5	9	1
Oct 28	L	38-45	Buffalo	26,051	Tripucka	2	-1	-0.5	1	1
Nov 4	W	23-20	at San Diego	20,827	Taylor	2	26	13.0	18	0
Nov 11	L	29-33	Boston	28,187	BRONCOS	322	1298	4.0	82	12
Nov 18	L	3-24	Dallas	23,523	OPPONENTS	439	1868	4.3	—	11
Nov 22	L	45-46	N.Y. Titans	15,776						
Dec 2	L	17-34	at Houston	30,650						
Dec 9	L	10-17	at Dallas	19,137						

TEAM STATISTICS		Den	Opp
TOTAL FIRST DOWNS		270	234
Rushing		72	88
Passing		177	131
Penalty		21	15
TOTAL NET YARDS		4702	4538
Avg. Per Game		335.9	324.1
NET YARDS RUSHING		1298	1868
Avg. Per Game		92.7	133.4
Total Rushes		322	439
Avg. Per Rush		4.0	4.3
NET YARDS PASSING		3404	2670
Avg. Per Game		243.1	190.7
Sacked/Yards Lost		30/335	25/224
Att./Completions		559/292	423/202
Completion Pct.		52.2	47.8
Had Intercepted		40	27
PUNTS/AVERAGE		60/42.9	65/41.9
PENALTIES/YARDS		64/613	76/678
FUMBLES/BALL LOST		28/14	34/19
TOUCHDOWNS		39	41
Rushing		12	11
Passing		21	24
Defense>Returns		6	6
PAT (Total)		32	54
Kicking		27	52
Passing		4	0
Running		2	2
FIELD GOALS		27/39	16/27

Score By Periods	1	2	3	4	OT	Total
BRONCOS	48	94	61	150	—	353
OPPONENTS	64	105	58	107	—	334

SCORING	TD	Ru	Pa	Rt	PAT	FG	\$	PTS
Mingo	4	4	0	0	32/34	27/39	0	137
Scarpitto	6	0	6	0	0/0	0/0	0	36
Stone	5	3	2	0	0/0	0/0	0	30
Dickinson	4	0	4	0	0/0	0/0	0	24
Taylor	4	0	4	0	0/0	0/0	0	24
Frazier	3	2	1	0	0/0	0/0	0	18
Tarr	2	0	2	0	0/0	0/0	0	12
McMillin	2	0	0	2	0/0	0/0	0	12
Prebala	1	0	1	0	0/0	0/0	0	8
Tripucka	1	1	0	0	0/0	0/0	0	6
Shaw	1	1	0	0	0/0	0/0	0	6
Olszewski	1	1	0	0	0/0	0/0	0	6
Stinnette	1	1	0	0	0/0	0/0	0	6
Zeman	1	0	0	1	0/0	0/0	0	6
Gonsoulin	1	0	0	1	0/0	0/0	0	6
McGeever	1	0	0	1	0/0	0/0	0	6
McFadin	1	0	0	1	0/0	0/0	0	6
Fraser	0	0	0	0	2/2	0/0	0	2
BRONCOS	39	12	21	6	34/36	27/39	0	353
OPPONENTS	41	11	24	6	36/38	16/27	0	334

PASSING	Att.	Comp.	Yds.	Comp.%	Yd./Att.	TD	TD%	Int	Int%	LG	Rtg.
Tripucka	440	240	2917	54.5	6.63	17	3.9	25	5.7	96t	64.4
Shaw	110	49	783	44.5	7.12	4	3.6	14	12.7	97t	41.7
Mingo	2	1	18	50.0	9.00	0	0.0	1	50.0	18	41.4
Stone	3	1	13	33.3	4.33	0	0.0	0	0.0	13	47.9
Enis	2	1	8	50.0	4.00	0	0.0	0	0.0	8	60.4
Taylor	2	0	0	0.0	0.0	0	0.0	0	0.0	0	39.6
BRONCOS	559	292	3739	52.2	6.69	21	3.8	40	7.2	97t	56.2
OPPONENTS	423	202	2894	47.8	6.84	24	5.7	27	6.4	—	62.7

RECEIVING	No.	Yds.	Avg.	Long	TD
Taylor	77	908	11.8	45	4
Dickinson	60	554	9.2	33	4
Prebala	41	599	14.6	55	1
Scarpitto	35	667	19.1	67	6
Stone	20	223	11.2	56	2
Mingo	14	107	7.6	34	0
Olszewski	13	150	11.6	22	1
Stinnette	13	109	8.4	32	0
Frazier	11	211	19.2	96t	1
Tarr	8	211	26.3	97t	2
BRONCOS	292	3739	12.8	97t	21
OPPONENTS	202	2894	14.3	—	24

INTERCEPTIONS	No.	Yds.	Avg.	Long	TD
Gonsoulin	7	88	12.6	64t	1
Zeman	6	133	22.2	55	1
McMillin	4	117	29.3	48	1
McDaniel	4	37	9.3	18	0
McGeever	2	63	31.5	48	1
Gavin	1	35	35.0	35	0
Cash	1	5	5.0	5	0
Erlandson	1	3	3.0	3	0
Fraser	1	2	2.0	2	0
BRONCOS	27	483	17.9	64t	4
OPPONENTS	40	421	10.5	—	5

PUNTING	No.	Yds.	Avg.	Long	B
Fraser	54	2400	44.4	75	—
McDaniel	5	173	34.6	39	—
BRONCOS	60	2573	42.9	75	1
OPPONENTS	65	2724	41.9	—	0

PUNT RETURNS	No.	Yds.	Avg.	Long	TD
Mingo	7	36	5.1	12	0
Zeman	5	59	11.8	47	0
Frazier	5	32	6.4	16	0
OTHERS	2	1	0.5	1	0
BRONCOS	19	128	6.7	47	0
OPPONENTS	27	245	9.1	—	0

KICKOFF RETURNS	No.	Yds.	Avg.	Long	TD
Frazier	19	388	20.4	35	0
Minter	10	227	22.7	50	0
0					
Tarr	8	217	27.1	50	0
Mingo	6	99	16.5	31	0
McGeever	5	143	28.6	52	0
Olszewski	3	66	22.0	24	0
Stinnette	2	27	13.5	21	0
Dickinson	2	26	13.0	14	0
Danenbauer	1	11	11.0	11	0
McMillin	1	6	6.0	6	0
BRONCOS	57	1210	21.2	52	0
OPPONENTS	67	1401	21.9	—	0

SACKS: Holz 5, Gavin 3, Stalcup 3, McFadin 2.5, McDaniel 2.5, Roland 2, Lassiter 2, Cash 1.5, Fraser 1, Erlandson 0.5, Team 2, **TOTAL 25.0**

1962 PRIMARY STARTERS

OFFENSE	DEFENSE
LE Taylor, Lionel	DE Gavin, Chuck
LT Sturm, Jerry	DT McFadin, Bud
LT Perkins, Jim	DT Lassiter, Ike
LG Adamson, Ken	DT Holz, Gordon
C Barton, Jim	DT Cash, John
RG McCullough, Bob	LLB Fraser, Jim
RT Danenhauer, Eldon	MLB McDaniel, Wahoo
TE Prebola, Gene	LLB Roehneit, Bill
FL Scarpitto, Bob	LLB Stallcup, Jerry
FL Frazier, Al	LCB McGeever, John
QB Tripucka, Frank	RCB McMillin, Jim
QB Shaw, George	LS Zeman, Bob
HB Stone, Don	RS Gonsoulin, Goose
HB Mingo, Gene	
FB Dickinson, Bo	

1962 COACHES

Jack Faulkner (Head Coach), **Dale Dodrill** (Defensive Line), **Gary Glick** (Defensive Backfield), **Jim Martin** (Offensive Line), **Mac Speedie** (Offensive End).

1962 LEADERS / RANKINGS

INDIVIDUAL	PLAYER	NO.	AFL RANK	AFL LEADER	NO.
Points	Mingo	137	1	Mingo (DEN)	137
Rushing Yards	Stone	360	15	Gilchrist (BUF)	1,096
Passing Yards	Tripucka	2,917	1	Tripucka (DEN)	2,917
Passer Rating	Tripucka	64.4	3	Dawson (DLT)	98.3
Receiving Yards	Taylor	908	3	Powell (NYT)	1,130
Receptions	Taylor	77	1	Taylor (DEN)	77
Interceptions	Gonsoulin	7	7t	Riley (NYT)	11

OFFENSE	NO.	AFL RANK	AFL LEADER	NO.
Points Per Game	25.2	3	Dallas Texans	27.8
Total Yards Per Game	335.9	4	Houston	355.1
Rushing Yards Per Game	92.7	7	Buffalo	177.1
Net Passing Yards Per Game	243.1	1	Denver	243.1

DEFENSE	NO.	AFL RANK	AFL LEADER	NO.
Points Per Game	23.9	5	Dallas Texans	16.6
Total Yards Per Game	324.1	6	Dallas Texans	282.2
Rushing Yards Per Game	133.4	5	Dallas Texans	89.3
Net Passing Yards Per Game	190.7	5	Oakland	164.7

1962 KEY AWARDS

All-AFL (4): T Eldon Danenhauer, S Goose Gonsoulin, DT Bud McFadin, S Bob Zeman. **AFL All-Star Game (8):** T Eldon Danenhauer, LB Jim Fraser, S Goose Gonsoulin, DT Bud McFadin, HB Gene Mingo, WR Lionel Taylor, QB Frank Tripucka, S Bob Zeman. **AP AFL Coach of the Year:** Jack Faulkner.

1962 AFL STANDINGS

AFL EAST

Team	W	L	T	Pct	PF	PA
y-Houston	11	3	0	.786	387	270
Boston	9	4	1	.692	346	295
Buffalo	7	6	1	.538	309	272
New York Titans	5	9	0	.357	278	423

AFL WEST

Team	W	L	T	Pct	PF	PA
y-Dallas Texans	11	3	0	.786	389	233
Denver	7	7	0	.500	353	334
San Diego	4	10	0	.286	314	392
Oakland	1	13	0	.071	213	370

y - Division Title

AFL CHAMPIONSHIP

12/23 - Dallas Texans 20, at Houston 17 (20T)

1962 NFL STANDINGS

NFL EAST

Team	W	L	T	Pct	PF	PA
y-New York Giants	12	2	0	.857	398	283
Pittsburgh	9	5	0	.643	312	363
Cleveland	7	6	1	.538	291	257
Washington	5	7	2	.417	305	376
Dallas Cowboys	5	8	1	.385	398	402
St. Louis	4	9	1	.308	287	361
Philadelphia	3	10	1	.231	282	356

NFL WEST

Team	W	L	T	Pct	PF	PA
y-Green Bay	13	1	0	.929	415	148
Detroit	11	3	0	.786	315	177
Chicago	9	5	0	.643	321	287
Baltimore	7	7	0	.500	293	288
San Francisco	6	8	0	.429	282	331
Minnesota	2	11	1	.154	254	410
Los Angeles	1	12	1	.077	220	334

y - Division Title

NFL CHAMPIONSHIP

12/30 - Green Bay 16, at New York Giants 7

1961 FINAL STATISTICS (3-11)

Head Coach: Frank Filchock AFL West: 3rd Home Stadium: Bears Stadium

Date	W-L	Score	Opponent	Attendance	RUSHING	No.	Yds.	Avg.	Long	TD
Sept 10	W	22-10	at Buffalo	16,636	Stone	127	505	4.0	34	4
Sept 16	L	17-45	at Boston	14,479	Bukaty	76	187	2.5	45	5
Sept 24	L	28-35	at N.Y. Titans	14,381	Ames	19	114	6.0	26	0
Oct 1	L	19-33	at Oakland	8,361	Frazier	23	110	4.8	43	1
Oct 8	L	12-19	Dallas	14,500	Herring	15	74	4.9	20	2
Oct 15	W	27-24	Oakland	11,129	Mingo	18	51	2.8	15	0
Oct 22	W	27-10	N.Y. Titans	12,508	Sturm	8	31	3.9	9	0
Oct 29	L	0-37	at San Diego	32,584	Carmichael	15	24	1.6	8	0
Nov 5	L	14-55	Houston	11,564	Traynham	6	12	2.0	8	0
Nov 12	L	16-19	San Diego	7,859	Stinnette	19	8	0.4	9	0
Nov 19	L	10-23	Buffalo	7,645	Allen	3	-4	-1.3	2	0
Nov 26	L	14-45	at Houston	27,874	Tripucka	4	-8	-2.0	0	0
Dec 3	L	24-28	Boston	9,303	TEAM	0	-13	-13.0	0	0
Dec 10	L	21-49	at Dallas	8,000	BRONCOS	333	1091	3.3	45	11
					OPPONENTS	435	1633	3.8	—	17

TEAM STATISTICS	Den	Opp
TOTAL FIRST DOWNS	219	233
Rushing	66	83
Passing	127	127
Penalty	26	23
TOTAL NET YARDS	3811	4418
Avg. Per Game	272.2	315.6
NET YARDS RUSHING	1091	1633
Avg. Per Game	77.9	116.6
Total Rushes	333	435
Avg. Per Rush	3.3	3.7
NET YARDS PASSING	2720	2785
Avg. Per Game	194.3	198.9
Sacked/Yards Lost	33/284	33/275
Att./Completions	568/265	433/194
Completion Pct.	46.7	44.8
Had Intercepted	45	26
PUNTS/AVERAGE	80/39.4	77/40.5
PENALTIES/YARDS	60/560	98/799
FUMBLES/BALL LOST	33/20	25/14
TOUCHDOWNS	32	56
Rushing	11	17
Passing	18	30
Defense>Returns	3	9
PAT (Total)	28	37
Kicking	27/27	36/38
Running	0/1	1/1
Passing	1/1	0/1
FIELD GOALS	8/25	13/26

Score By Periods	1	2	3	4	OT	Total
BRONCOS	52	34	37	128	—	251
OPPONENTS	75	143	95	119	—	432

SCORING	TD	Ru	Pa	Rt	PAT	FG	\$	PTS
Frazier	8	1	6	1	0/0	0/0	0	50
Stone	8	4	4	—	0/0	0/0	0	48
Bukaty	5	5	0	—	0/0	0/0	1	32
Mingo	2	0	2	—	11/11	3/10	0	32
Hill	0	0	0	—	16/16	5/15	0	31
Taylor	4	0	4	—	0/0	0/0	0	24
Herring	2	2	0	—	0/0	0/0	0	12
Prebola	1	0	1	—	0/0	0/0	0	8
Gavin	1	0	0	1	0/0	0/0	0	6
Stinnette	1	0	1	—	0/0	0/0	0	6
BRONCOS	32	11	18	3	27/27	8/25	1	251
OPPONENTS	56	17	30	9	52/52	13/26	0	432

RECEIVING	No.	Yds.	Avg.	Long	TD
Taylor	100	1176	12.7	52	4
Frazier	47	799	17.0	87½	6
Stone	38	344	9.1	37	4
Prebola	29	349	12.0	54	1
Mingo	8	110	13.8	69	2
Bukaty	14	94	6.7	13	0
Stinnette	11	58	5.3	15	1
Mingo	8	110	13.8	69	2
Ames	6	20	3.3	9	0
Hill	4	33	8.3	15	0
Sturm	2	-1	-0.5	0	0
Traynham	1	-1	-1.0	-1	0
BRONCOS	265	3004	11.3	87	18
OPPONENTS	194	3060	15.8	—	30

INTERCEPTIONS	No.	Yds.	Avg.	Long	TD
Nugent	7	77	11.0	30	0
Gonsoulin	6	76	12.7	38	0
McMillin	5	56	11.2	26	0
McNamara	3	85	28.3	34	0
Hudson	3	16	5.3	13	0
Stinnette	1	40	40.0	40	0
Lamberti	1	5	5.0	5	0
BRONCOS	26	355	13.7	40	0
OPPONENTS	45	818	18.2	—	5

PUNTING	No.	Yds.	Avg.	Long	B
Herring	80	3149	39.4	63	0
OPPONENTS	77	3120	40.5	—	0

PUNT RETURNS	No.	Yds.	Avg.	Long	TD
Frazier	18	231	12.8	55	1
Carmichael	7	58	8.3	29	0
McNamara	4	17	4.3	9	0
Ames	2	17	8.5	13	0
Gavin	1	45	45.0	45½	1
Mingo	1	1	1.0	1	0
BRONCOS	33	369	11.2	55	2
OPPONENTS	26	368	14.2	—	2

KICKOFF RETURNS	No.	Yds.	Avg.	Long	TD
Frazier	18	504	28.0	90½	1
Carmichael	16	310	19.4	31	0
Ames	12	240	20.0	30	0
Stone	9	215	23.9	76	0
Mingo	4	120	30.0	30	0
Bukaty	3	41	13.7	20	0
Gonsoulin	1	34	34.0	34	0
Hill	1	23	23.0	23	0
Prebola	1	8	8.0	8	0
Stinnette	1	6	6.0	6	0
BRONCOS	66	1501	22.7	90½	1
OPPONENTS	42	720	17.1	—	0

SACKS: Cash 7, Hauser 5.5, McFadin 5, Hudson 2, Stinnette 2, McDaniel 2, Konovsky 1, Gavin 1, Holz 0.5, Team 7, **TOTAL 33.0**

PASSING	Att.	Comp.	Yds.	Comp.%	Yd./Att.	TD	TD%	Int	Int%	LG	Rtg.
Tripucka	344	167	1690	48.5	4.91	10	2.9	21	6.1	87½	47.3
Herring	211	93	1160	44.1	5.50	5	2.4	22	10.4	54	30.0
Mingo	8	4	136	50.0	17.0	2	25.0	0	0.0	52	135.4
Stone	2	1	18	50.0	9.0	1	50.0	0	0.0	18½	120.8
Taylor	2	0	0	0.0	0.00	0	0.0	1	50.0	0	0.0
Frazier	1	0	0	0.0	0.00	0	0.0	1	100.0	0	0.0
BRONCOS	568	265	3004	46.7	5.29	18	3.2	45	7.9	87½	40.6
OPPONENTS	433	194	3060	44.8	7.07	30	6.9	26	6.0	—	66.9

1961 PRIMARY STARTERS

OFFENSE	DEFENSE
LE Taylor, Lionel	LE Cash, John
LT Mattox, Jack	LT McFadin, Bud
LG Adamson, Ken	RT Holz, Gordon
C Nichols, Mike	RE Gavin, Chuck
C Barton, Jim	LLB Hudson, Bob
RG Larpenter, Carl	MLB McDaniel, Wahoo
RT Danenhauer, Eldon	RLB Roehnell, Bill
TE Prebola, Gene	RLB Stalcup, Jerry
FL Frazier, Al	LC McNamara, Bob
QB Tripucka, Frank	RC McMillan, Jim
QB Herring, George	LS Nugent, Phil
HB Stone, Don	RS Gonsoulin, Goose
FB Bukaty, Fred	

1961 COACHES

Frank Filchock (Head Coach), Ken Carpenter (Assistant), Dale Dodrill (Line).

1961 LEADERS / RANKINGS

INDIVIDUAL	PLAYER	NO.	AFL RANK	AFL LEADER	RANK	NO.
Points	Frazier	50	13	Cappelletti (BOS)	147	
Rushing Yards	Stone	505	6	Cannon (HOU)	948	
Passing Yards	Tripucka	1,690	6	Blanda (HOU)	3,330	
Passer Rating	Tripucka	47.3	8	Blanda (HOU)	91.3	
Receiving Yards	Taylor	1,176	2	Hennigan (HOU)	1,746	
Receptions	Taylor	100	1	Taylor (DEN)	100	
Interceptions	Nugent	7	6t	Atkins (BUF)	10	

OFFENSE	NO.	AFL RANK	AFL LEADER	RANK	NO.
Points Per Game	17.9	7	Houston	36.6	
Total Yards Per Game	272.2	7	Houston	448.1	
Rushing Yards Per Game	77.9	8	Dallas Texans	155.9	
Net Passing Yards Per Game	194.3	3	Houston	313.7	

DEFENSE	NO.	AFL RANK	AFL LEADER	RANK	NO.
Points Per Game	30.9	7	San Diego	15.6	
Total Yards Per Game	315.6	6	San Diego	265.7	
Rushing Yards Per Game	116.6	5	Boston	74.4	
Net Passing Yards Per Game	198.9	5	San Diego	168.8	

1961 KEY AWARDS

All-AFL (2): DT Bud McFadin, WR Lionel Taylor. **AFL All-Star Game (4):** G Ken Adamson, S Goose Gonsoulin, DT Bud McFadin, HB Don Stone.

1961 AFL STANDINGS

AFL EAST

Team	W	L	T	Pct	PF	PA
y-Houston	10	3	1	.769	513	242
Boston	9	4	1	.692	413	313
New York Titans	7	7	0	.500	301	390
Buffalo	6	8	0	.429	294	342

AFL WEST

Team	W	L	T	Pct	PF	PA
y-San Diego	12	2	0	.857	396	219
Dallas Texans	6	8	0	.429	334	343
Denver	3	11	0	.214	251	432
Oakland	2	12	0	.143	237	458

y - Division Title

AFL CHAMPIONSHIP

12/24 - Houston 10, at San Diego 3

1961 NFL STANDINGS

NFL EAST

Team	W	L	T	Pct	PF	PA
y-New York Giants	10	3	1	.769	368	220
Philadelphia	10	4	0	.714	361	297
Cleveland	8	5	1	.615	319	270
St. Louis	7	7	0	.500	279	267
Pittsburgh	6	8	0	.429	295	287
Dallas Cowboys	4	9	1	.308	236	380
Washington	1	12	1	.077	174	392

NFL WEST

Team	W	L	T	Pct	PF	PA
y-Green Bay	11	3	0	.786	391	223
Detroit	8	5	1	.615	270	258
Baltimore	8	6	0	.571	302	307
Chicago	8	6	0	.571	326	302
San Francisco	7	6	1	.538	346	272
Los Angeles	4	10	0	.286	263	333
Minnesota	3	11	0	.214	285	407

y - Division Title

NFL CHAMPIONSHIP

12/31 - at Green Bay 37, New York Giants 0

1960 FINAL STATISTICS (4-9-1)

Head Coach: Frank Filchock AFL West: 4th Home Stadium: Bears Stadium

Date	W-L	Score	Opponent	Attendance	RUSHING	No.	Yds.	Avg.	Long	TD
Sept 9	W	13-10	at Boston	21,597	Rolle	130	501	3.9	57	2
Sept 18	W	27-21	at Buffalo	15,229	Mingo	83	323	3.9	39	4
Sept 23	L	24-28	at N.Y. Titans	20,462	Bell	43	238	5.5	68	0
Oct 2	W	31-14	Oakland	18,372	Carmichael	41	211	5.1	47	2
Oct 16	L	19-23	L.A. Chargers	19,141	Stransky	28	78	2.8	16	0
Oct 23	W	31-24	Boston	12,683	Wegert	5	37	7.4	32	0
Oct 30	L	14-17	Dallas Texans	13,002	Carpenter	4	13	3.3	9	0
Nov 6	L	25-45	Houston	14,489	McNamara	17	33	1.9	7	1
Nov 13	L	7-34	at Dallas Texans	21,000	Brodnax	15	18	1.2	7	0
Nov 20	L	10-20	at Houston	20,778	Allen	30	18	0.6	4	1
Nov 27	T	38-38	Buffalo	7,785	Taylor	2	-6	-3.0	—	0
Dec 4	L	27-30	N.Y. Titans	5,861	Herring	5	-46	-9.2	—	0
Dec 10	L	33-41	at L.A. Chargers	9,928	Tripucka	37	-226	-6.1	—	0
Dec 16	L	10-48	at Oakland	7,000	BRONCOS	440	1195	2.7	68	10
					OPPONENTS	541	2145	4.0	—	23

TEAM STATISTICS	Den	Opp
TOTAL FIRST DOWNS	248	254
Rushing	84	112
Passing	141	123
Penalty	23	19
TOTAL NET YARDS	4442	5132
Avg. Per Game	317.3	366.6
NET YARDS RUSHING	1195	2145
Avg. Per Game	85.4	153.2
Total Rushes	440	541
NET YARDS PASSING	3247	2987
Avg. Per Game	231.9	213.4
Att./Completions	508/259	387/189
Completion Pct.	51.0	48.7
Had Intercepted	35	27
PUNTS/AVERAGE	70/37.3	67/39.0
PENALTIES/YARDS	54/501	62/633
FUMBLES/BALL LOST	32/17	26/17
TOUCHDOWNS	37	49
Rushing	10	19
Passing	24	25
Defense>Returns	3	5

Score By Periods	1	2	3	4	OT	Total
BRONCOS	42	93	86	88	—	309
OPPONENTS	96	108	90	99	—	393

SCORING	TD	Ru	Pa	Rt	PAT	FG	\$	PTS
Mingo	6	4	1	1	33/36	18/28	0	123
Taylor	12	0	12	0	0/0	0/0	0	72
Carmichael	7	2	5	0	0/0	0/0	0	42
Rolle	3	2	1	0	0/0	0/0	0	18
McNamara	2	1	1	0	0/0	0/0	0	12
Allen	1	1	0	0	0/0	0/0	0	6
Brodnax	1	0	1	0	0/0	0/0	0	6
Carpenter	1	0	1	0	0/0	0/0	0	6
Greer	1	0	1	0	0/0	0/0	0	6
Pyeatt	1	0	0	1	0/0	0/0	0	6
Yelverton	1	0	0	1	0/0	0/0	0	6
Jessup	1	0	1	0	0/0	0/0	0	6
BRONCOS	37	10	24	3	33/36	18/28	0	309
OPPONENTS	49	19	25	5	44/47	17/27	0	393

SACKS: Yelverton 6, Day 2, King 2, McFadin 1.5, Hatley 1.5, Gavin 1, Nichols 1, Davis 1, Young 0.5, Team 7, **TOTAL 23.5**

RECEIVING	No.	Yds.	Avg.	Long	TD
Taylor	92	1235	13.4	80	12
Carmichael	32	616	19.3	59	5
Carpenter	29	350	12.1	36	1
Rolle	21	122	5.8	33	1
Greer	22	284	12.9	33	1
Mingo	19	156	8.2	18	1
Jessup	9	120	13.3	26	1
Epperson	11	99	9.0	16	0
McNamara	7	143	20.4	55	1
Allen	5	34	6.8	17	0
Brodnax	5	39	7.8	19	0
Stransky	3	11	3.7	11	0
Carothers	2	25	12.5	20	0
Bell	2	13	6.5	11	0
BRONCOS	259	3247	12.5	80	24
OPPONENTS	188	2987	15.8	—	25

INTERCEPTIONS	No.	Yds.	Avg.	Long	TD
Gonsoulin	11	98	8.9	—	0
McNamara	4	63	15.8	—	0
Pyeatt	4	60	15.0	—	1
Romine	3	69	23.0	—	0
King	2	18	9.0	—	0
Alliston	1	65	65.0	65	0
Doyle	1	24	24.0	24	0
Yelverton	1	20	20.0	20t	1
BRONCOS	27	417	15.4	65	2
OPPONENTS	35	340	9.7	—	3

PUNTING	No.	Yds.	Avg.	Long	B
Herring	70	2610	37.3	70	0
OPPONENTS	67	2611	39.0	—	0

PUNT RETURNS	No.	Yds.	Avg.	Long	TD
Carmichael	15	101	6.7	—	0
McNamara	11	68	6.2	—	0
Mingo	3	92	30.7	76t	—
BRONCOS	29	261	9.0	76t	1
OPPONENTS	20	149	7.5	—	1

KICKOFF RETURNS	No.	Yds.	Avg.	Long	TD
Carmichael	22	581	26.4	58	0
Mingo	9	209	23.2	—	0
McNamara	9	192	21.3	—	0
Wegert	6	143	23.8	—	0
Stransky	7	153	21.9	—	0
Brodnax	5	117	23.4	—	0
Allen	5	72	14.4	—	0
Bell	2	60	30.0	—	0
Greer	1	11	11.0	11	0
Strickland	1	9	9.0	9	0
BRONCOS	67	1547	23.1	58	0
OPPONENTS	54	1087	20.1	—	1

PASSING	Att.	Comp.	Yds.	Comp. %	Yd./Att.	TD	TD%	Int	Int%	LG	Rtg.
Tripucka	478	248	3038	51.9	6.36	24	5.0	34	7.1	80	58.9
Herring	22	9	137	40.9	6.23	0	0.0	1	4.5	21	43.2
Mingo	7	1	46	14.3	6.57	0	0.0	0	0.0	46	54.5
Carmichael	1	1	26	100.0	26.00	0	0.0	0	0.0	26	118.8
BRONCOS	508	259	3247	51.0	6.39	24	4.7	35	6.9	80	58.2
OPPONENTS	387	189	2987	48.8	7.72	25	6.5	27	7.0	—	67.4

1960 PRIMARY STARTERS

OFFENSE	DEFENSE
LE Taylor, Lionel	LE Young, Joe
LE Greer, Jim	LE King, Don
LT Holz, Gordon	LT McFadin, Bud
LT Larpenter, Carl	RT Hatley, John
LG Adamson, Ken	RE Gavin, Chuck
C Nichols, Mike	RE Yelverton, Bill
RG Smith, Willie	LLB Mangum, Pete
RT Danenhauer, Eldon	LLB Hudson, Bob
RE Jessup, Bill	MLB Brown, Hardy
RE Epperson, Pat	MLB Kutchta, Frank
FL McNamara, Bob	RLB Day, Albert
FL Carpenter, Ken	LC Bernardi, Frank
QB Tripucka, Frank	LC McNamara, Bob
HB Bell, Henry	RC Pyeatt, John
HB Mingo, Gene	LS Romine, Al
FB Rolle, Dave	RS Gonsoulin, Goose

1960 COACHES

Frank Filchock (Head Coach), Jim Cason (Backfield), Dale Dodrill (Line).

1960 LEADERS / RANKINGS

INDIVIDUAL	PLAYER	NO.	AFL RANK	AFL LEADER	NO.
Points	Mingo	123	1	Mingo (DEN)	123
Rushing Yards	Rolle	501	8	Haynes (DLT)	875
Passing Yards	Tripucka	3,038	1	Tripucka (DEN)	3,038
Passer Rating	Tripucka	58.9	7	Flores (OAK)	71.8
Receiving Yards	Taylor	1,235	3	Groman (HOU)	1,473
Receptions	Taylor	92	1	Taylor (DEN)	92
Interceptions	Gonsoulin	11	1	Gonsoulin (DEN)	11

OFFENSE	NO.	AFL RANK	AFL LEADER	NO.
Points Per Game	22.1	6	New York Titans	27.3
Total Yards Per Game	317.3	6	Houston	352.6
Rushing Yards Per Game	85.4	8	Dallas Texans	129.6
Net Passing Yards Per Game	231.9	3	Houston	240.8

DEFENSE	NO.	AFL RANK	AFL LEADER	NO.
Points Per Game	28.1	7	Dallas Texans	18.1
Total Yards Per Game	366.6	8	Buffalo	275.3
Rushing Yards Per Game	153.2	8	Dallas Texans	70.0
Net Passing Yards Per Game	213.4	5	Buffalo	175.8

1960 KEY AWARDS

All-AFL (3): S Goose Gonsoulin, DT Bud McFadin, WR Lionel Taylor.

1960 AFL STANDINGS

AFL EAST

Team	W	L	T	Pct	PF	PA
y-Houston	10	4	0	.714	379	285
New York Titans	7	7	0	.500	382	399
Buffalo	5	8	1	.385	296	303
Boston	5	9	0	.357	286	349

AFL WEST

Team	W	L	T	Pct	PF	PA
y-L.A. Chargers	10	4	0	.714	373	336
Dallas Texans	8	6	0	.571	362	253
Oakland	6	8	0	.429	319	388
Denver	4	9	1	.308	309	393

y - Division Title

AFL CHAMPIONSHIP

1/1 - at Houston 24, L.A. Chargers 16

1960 NFL STANDINGS

NFL EAST

Team	W	L	T	Pct	PF	PA
y-Philadelphia	10	2	0	.833	321	246
Cleveland	8	3	1	.727	362	217
New York Giants	6	4	2	.600	271	261
St. Louis	6	5	1	.545	288	230
Pittsburgh	5	6	1	.455	240	275
Washington	1	9	2	.100	178	309

NFL WEST

Team	W	L	T	Pct	PF	PA
y-Green Bay	8	4	0	.667	332	209
Detroit	7	5	0	.583	239	212
San Francisco	7	5	0	.583	208	205
Baltimore	6	6	0	.500	288	234
Chicago	5	6	1	.455	194	299
L.A. Rams	4	7	1	.364	265	297
Dallas Cowboys	0	11	1	.000	177	369

y - Division Title

NFL CHAMPIONSHIP

12/26 - at Philadelphia 17, Green Bay 13

YEAR-BY-YEAR FINAL RECORDS

Year	W	L	T	Div. Finish	Coach	Postseason (record)
1960	4	9	1	Fourth	Frank Filchock	
1961	3	11	0	Third	Frank Filchock	
1962	7	7	0	Second	Jack Faulkner	
1963	2	11	1	Fourth	Jack Faulkner	
1964	2	11	1	Fourth	Jack Faulkner (0-4) / Mac Speedie (2-7-1)	
1965	4	10	0	Fourth	Mac Speedie	
1966	4	10	0	Fourth	Mac Speedie (0-2) / Ray Malavasi (4-8)	
1967	3	11	0	Fourth	Lou Saban	
1968	5	9	0	Fourth	Lou Saban	
1969	5	8	1	Fourth	Lou Saban	
1970	5	8	1	Fourth	Lou Saban	
1971	4	9	1	Fourth	Lou Saban (2-6-1) / Jerry Smith (2-3)	
1972	5	9	0	Third	John Ralston	
1973	7	5	2	Second	John Ralston	
1974	7	6	1	Second	John Ralston	
1975	6	8	0	Second	John Ralston	
1976	9	5	0	Second	John Ralston	
1977	12	2	0	First	Red Miller	Super Bowl (2-1)
1978	10	6	0	First	Red Miller	Playoffs (0-1)
1979	10	6	0	Second	Red Miller	Playoffs (0-1)
1980	8	8	0	Fourth	Red Miller	
1981	10	6	0	Second	Dan Reeves	
1982	2	7	0	Fifth	Dan Reeves	
1983	9	7	0	Third	Dan Reeves	Playoffs (0-1)
1984	13	3	0	First	Dan Reeves	Playoffs (0-1)
1985	11	5	0	Second	Dan Reeves	
1986	11	5	0	First	Dan Reeves	Super Bowl (2-1)
1987	10	4	1	First	Dan Reeves	Super Bowl (2-1)
1988	8	8	0	Second	Dan Reeves	
1989	11	5	0	First	Dan Reeves	Super Bowl (2-1)
1990	5	11	0	Fifth	Dan Reeves	
1991	12	4	0	First	Dan Reeves	AFC Championship (1-1)
1992	8	8	0	Third	Dan Reeves	
1993	9	7	0	Third	Wade Phillips	Playoffs (0-1)
1994	7	9	0	Fourth	Wade Phillips	
1995	8	8	0	Fourth	Mike Shanahan	
1996	13	3	0	First	Mike Shanahan	Playoffs (0-1)
1997	12	4	0	Second	Mike Shanahan	Super Bowl Champion (4-0)
1998	14	2	0	First	Mike Shanahan	Super Bowl Champion (3-0)
1999	6	10	0	Fifth	Mike Shanahan	
2000	11	5	0	Second	Mike Shanahan	Playoffs (0-1)
2001	8	8	0	Third	Mike Shanahan	
2002	9	7	0	Second	Mike Shanahan	
2003	10	6	0	Second	Mike Shanahan	Playoffs (0-1)
2004	10	6	0	Second	Mike Shanahan	Playoffs (0-1)
2005	13	3	0	First	Mike Shanahan	AFC Championship (1-1)
2006	9	7	0	Third	Mike Shanahan	
2007	7	9	0	Second	Mike Shanahan	
2008	8	8	0	Second	Mike Shanahan	
2009	8	8	0	Second	Josh McDaniels	
2010	4	12	0	Fourth	Josh McDaniels (3-9) / Eric Studesville (1-3)	
2011	8	8	0	First	John Fox	Playoffs (1-1)
2012	13	3	0	First	John Fox	Playoffs (0-1)
2013	13	3	0	First	John Fox	Super Bowl (2-1)
2014	12	4	0	First	John Fox	Playoffs (0-1)
2015	12	4	0	First	Gary Kubiak	Super Bowl Champion (3-0)
2016	9	7	0	Third	Gary Kubiak	
2017	5	11	0	Fourth	Vance Joseph	
2018	6	10	0	Third	Vance Joseph	
2019	7	9	0	Second	Vic Fangio	
2020	5	11	0	Fourth	Vic Fangio	
2021	7	10	0	Fourth	Vic Fangio	
2022	5	12	0	Fourth	Nathaniel Hackett (4-11) / Jerry Rosburg (1-1)	
2023	8	9	0	Third	Sean Payton	
Total	508	465	10	(.522)		(Total Playoff Record: 23-19)

3 World Championships: (1997-98, 2015)

8 Super Bowl Appearances: (1977, '86-87, '89, '97-98, 2013, '15)

10 AFC Championship Games: (1977, '86-87, '89, '91, '97-98, '05, '13, '15)

15 Division Titles: (1977-78, '84, '86-87, '89, '91, '96, '98, '05, '11-15)

22 Playoff Appearances: (1977-79, '83-84, '86-87, '89, '91, '93, '96-98, '00, '03-05, '11-15)

29 Winning Seasons: (1973-74, '76-79, '81, '83-87, '89, '91, '93, '96-98, '00, '02-06, '12-16)

POSTSEASON GAME SUMMARIES





Denver 24, Carolina 10

Sunday, Feb. 7, 2016 • 3:39 p.m. PST • Levi's Stadium • Santa Clara, Calif.

WEATHER: Sunny, 76°, Wind NW 16 mph • **TIME:** 3:43 • **ATTENDANCE:** 71,088

Super Bowl 50

Behind a ruthless defense led by MVP Von Miller and his 2.5-sack, two-forced fumble performance, the Denver Broncos claimed their third world championship by beating the Carolina Panthers 24-10 in Super Bowl 50 at Levi's Stadium in Santa Clara, Calif.

At age 39, quarterback Peyton Manning became the oldest starting quarterback to win a Super Bowl and the first in NFL history to win a Super Bowl with two different teams. The Super Bowl 50 victory also gave Manning his 200th career win, passing Hall of Famer Brett Favre for the most combined victories in league history.

John Elway, the architect of Denver's World Championship team, earned his third Super Bowl win and his first as an executive. Gary Kubiak, in his initial season leading the Broncos, also made history by becoming the first person to play in and serve as the head coach for the same franchise in the Super Bowl.

Denver's defense would post seven sacks and four turnovers, holding the league's No. 1 ranked scoring offense to 10 points.

Broncos kicker Brandon McManus put the Broncos on the board on the team's first drive before Denver's defense took over. Helped by the special teams unit which pinned Carolina deep in its own territory, Miller strip-sacked quarterback Cam Newton and defensive end Malik Jackson recovered in the endzone to record only the seventh fumble recovery for a touchdown in Super Bowl history.

After a Carolina touchdown and McManus' second field goal—which was set up by Jordan Norwood's Super Bowl-record 61-yard punt return—the Broncos entered halftime with a 13-7 lead.

The Broncos maintained their edge in the third quarter thanks to a missed Panthers field goal and a 30-yard kick from McManus. Safety T.J. Ward thwarted another Panthers' scoring opportunity by intercepting Newton at the Denver 10-yard line. Though Ward fumbled on the return, linebacker Danny Trevathan recovered to keep possession.

The Panthers opened the fourth quarter with a strip-sack of Manning, which they quickly turned into points on a 39-yarder from kicker Graham Gano to narrow the score to 16-10.

With less than five minutes on the clock, Miller strip-sacked Newton for the second time and Ward recovered to give Denver possession at the Panthers' 4-yard line.

Running back C.J. Anderson found the end zone four plays later on a 2-yard run, and Manning connected with receiver Bennie Fowler for the two-point conversion to clinch the Super Bowl 50 win.

Following the game, in a moment of tribute to Super Bowl XXXII and in celebration of Owner Pat Bowlen's third World Championship, Elway stood at midfield, lifted the Lombardi Trophy to the sky and shouted, "This one's for Pat!"

OFFICIALS:

Referee — Clele Blakeman (34); **Umpire** — Jeff Rice (44); **Head Linesman** — Wayne Mackie (106); **Line Judge** — Rusty Baynes (59); **Side Judge** — Scott Edwards (3); **Field Judge** — Boris Cheek(41); **Back Judge** — Keith Ferguson (61); **Replay** — Charles Stewart.

DENVER BRONCOS

OFFENSE

WR 88 D. Thomas
LT 68 R. Harris
LG 69 E. Mathis
C 61 M. Paradis
RG 65 L. Vasquez
RT 79 M. Schofield
TE 81 O. Daniels
WR 10 E. Sanders
RB 22 C. Anderson
QB 18 P. Manning
TE 80 V. Davis

DEFENSE

DE 95 D. Wolfe
NT 92 S. Williams
DE 97 M. Jackson
SLB 58 V. Miller
LB 94 D. Ware
ILB 54 B. Marshall
ILB 59 D. Trevathan
LCB 21 A. Talib
RCB 25 C. Harris Jr.
SS 43 T. Ward
FS 26 D. Stewart

BRONCOS SUBSTITUTIONS: P 4 B.Colquitt, K 8 B.McManus, WR 11 J.Norwood, WR 12 A.Caldwell, WR 14 C.Latimer, WR 16 B.Fowler, S 20 J.Bush, RB 23 R.Hillman, CB 29 B.Roby, DB 33 S.Keo, CB 36 K.Webster, LS 46 A.Brewer, OLB 48 S.Barrett, ILB 51 T.Davis, ILB 52 C.Nelson, OLB 55 L.McCray, OLB 56 S.Ray, C/G 73 M.Garcia, T 76 T.Polumbus, TE 85 V.Green, DE 90 A.Smith, DE 96 V.Walker. **DID NOT PLAY:** QB 17 B.Osweller, C 53 J.Ferentz. **INACTIVE:** QB 13 T.Siemian, CB 37 L.Doss, CB 39 T.Nixon, RB 40 J.Thompson, C 67 S.Brenner, G 70 R.Myers Jr., NT 98 D.Kilgo.

CAROLINA PANTHERS

OFFENSE

OL 60 Da. Williams
LT 73 M. Oher
LG 68 A. Norwell
C 67 R. Kalil
RG 70 T. Turner
RT 74 M. Remmers
TE 88 G. Olsen
WR 17 D. Funchess
QB 1 C. Newton
TE 84 E. Dickson
RB 28 J. Stewart

DEFENSE

LDE 95 C. Johnson
LDT 98 S. Lotulelei
RODT 99 K. Short
RDE 69 J. Allen
SLB 54 S. Thompson
MLB 59 L. Kuechly
WLB 58 T. Davis
LCB 27 R. McClain
RBC 24 J. Norman
SS 41 R. Harper
FS 20 K. Coleman

PANTHERS SUBSTITUTIONS: P 8 B.Nortman, K 9 G.Gano, WR 10 C.Brown, QB 14 J.Webb, WR 19 T.Ginn, CB 21 T.Williams, CB 26 C.Finegan, S 33 T.Boston, FB 35 M.Tolbert, S 42 C.Jones, RB 43 F.Whittaker, LS 44 J.Jansen, LB 53 B.Jacobs, LB 55 D.Mayo, LB 56 A.Klein, G 61 F.Velasco, G 79 C.Scott, TE 80 S.Simmonson, WR 82 J.Cotchery, DT 92 D.Edwards, DT 93 K.Love, DE 94 K.Ealy, DE 97 M.Addison. **DID NOT PLAY:** QB 3 D.Anderson. **INACTIVE:** WR 11 B.Bersin, DB 22 L.Young, S 29 D.Marlowe, RB 36 B.Wegher, RB 34 C.Artis-Payne, WR 81 K.Norwood, DE 91 R.Delaire.

		1	2	3	4	OT	TOTAL	FIELD GOALS (made () missed)
VISITOR	Carolina Panthers	0	7	0	3	0	10	G. Gano 44RU (39)
HOME	Denver Broncos	10	3	3	8	0	24	B. McManus (34) (33) (30)

Team	Qtr	Clock Time	PLAY DESCRIPTION (Extra Point) (Drive Info)	SCORE	
				Visitor	Home
BRONCOS	1	10:43	B. McManus 34 yd. Field Goal (10-64, 4:17)	0	3
BRONCOS	1	6:27	M. Jackson fumble recovery in end zone (B. McManus kick)	0	10
PANTHERS	2	11:25	J. Stewart 1 yd. run (G. Gano kick) (9-73, 4:50)	7	10
BRONCOS	2	6:58	B. McManus 33 yd. Field Goal (4--1, 2:13)	7	13
BRONCOS	3	8:18	B. McManus 30 yd. Field Goal (7-54, 2:30)	7	16
PANTHERS	4	10:21	G. Gano 39 yd. Field Goal (6-29, 2:56)	10	16
BRONCOS	4	3:08	C. Anderson 2 yd. run (P. Manning pass to B. Fowler) (3-4, 0:56)	10	24



Denver 20, New England 18

Sunday, Jan. 24, 2016 • 1:05 p.m. MST • Sports Authority Field at Mile High • Denver

WEATHER: Mostly Sunny, Gusts to 12 mph, 46°, Wind N 6 mph • **TIME:** 3:29 • **ATTENDANCE:** 77,112

2015 AFC Championship

In the 17th all-time meeting between quarterbacks Peyton Manning and Tom Brady, the Denver Broncos held off a late rally to defeat the New England Patriots 20-18 at Sports Authority Field at Mile High, earning their NFL record-tying eighth trip to the Super Bowl and seventh appearance under Owner Pat Bowlen.

Gary Kubiak became just the seventh head coach to reach the Super Bowl in his first year with a team, and Manning earned his fourth world championship berth, tying him for the third-most Super Bowl appearances by a quarterback.

On the Broncos' opening possession, Manning directed the offense 83 yards on 11 plays, finding tight end Owen Daniels as he crossed the goal line for a 21-yard touchdown.

Later in the first quarter, the Patriots capitalized on a Broncos fumble at the Denver 22-yard-line, scoring on a one-yard run two plays later. However, kicker Stephen Gostkowski's extra point attempt sailed wide right, allowing Denver to preserve its lead.

After a three-and-out, the Broncos pinned the Patriots deep in their own territory. On second-and-10 from the 13, Brady looked for tight end Rob Gronkowski, but Broncos linebacker Von Miller intercepted the route to give Manning and the offense possession at the New England 12-yard-line.

Manning found Daniels again, this time for a 12-yard touchdown in the corner of the end zone, to stretch the Denver lead to 14-6.

New England added a 46-yard field goal with 7:02 left in the first half and was looking to take the lead when Brady was intercepted again, this time by safety Darian Stewart at the Denver 36-yard-line.

Broncos kicker Brandon McManus converted a 52-yard field goal just before halftime, putting Denver up 17-9 at the break.

The third quarter proved to be a defensive battle between the teams as the only points came off the foot of Gostkowski on a 38-yard field goal. McManus added another field goal at the start of the fourth quarter (31 yards) to give Denver a 20-12 advantage with 10:02 remaining in the game.

In crunch time, the Patriots put together back-to-back drives into the red zone, but the Broncos' defense held up on fourth down both times to maintain its eight-point lead.

With less than two minutes remaining, Brady kept the Patriots alive on fourth-and-10 by hitting Gronkowski for a 40-yard completion to the Broncos' 10-yard line.

On fourth-and-4 from the Denver 4-yard-line, Brady finally connected with Gronkowski in the end zone for a touchdown with 0:12 remaining on the clock, but cornerback Bradley Roby intercepted Brady's two-point conversation attempt to help seal the victory and propel the Broncos to Super Bowl 50.

OFFICIALS:

Referee — Ed Hochuli (85); **Umpire** — Richard Hall (49); **Head Linesman** — Mark Hittner (28); **Line Judge** — Carl Johnson (101); **Side Judge** — Allen Baynes (56); **Field Judge** — Dyrrol Prioletau (109); **Back Judge** — Tony Staterore (112); **Replay** — Bob McGrath.

DENVER BRONCOS

OFFENSE

WR 88 D. Thomas
LT 68 R. Harris
LG 69 E. Mathis
C 61 M. Paradis
RG 65 L. Vasquez
RT 79 M. Schofield
TE 81 O. Daniels
WR 10 E. Sanders
RB 23 R. Hillman
QB 18 P. Manning
TE 85 V. Green

DEFENSE

DE 95 D. Wolfe
NT 92 S. Williams
DE 97 M. Jackson
SLB 58 V. Miller
VLB 94 D. Ware
ILB 54 B. Marshall
ILB 59 D. Trevathan
LCB 21 A. Talib
RCB 25 C. Harris Jr.
SS 43 T. Ward
FS 26 D. Stewart

BRONCOS SUBSTITUTIONS: P 4 B.Colquitt, K 8 B.McManus, WR 11 J.Norwood, WR 12 A.Caldwell, WR 14 C.Latimer, WR 16 B.Fowler, S 20 J.Bush, RB 22 C.Anderson, CB 29 B.Roby, DB 33 S.Keo, CB 36 K.Webster, LS 46 A.Brewer, OLB 48 S.Barrett, ILB 51 T.Davis, ILB 52 C.Nelson, C 53 J.Ferentz, OLB 55 L.McCray, OLB 56 S.Ray, C/G 73 M.Garcia, T 76 T.Polumbus, TE 80 V.Davis, DE 90 A.Smith, DE 96 V.Walker. **DID NOT PLAY:** QB 17 B.Oswieiler. **INACTIVE:** QB 13 T.Siemian, CB 37 L.Doss, CB 39 T.Nixon, RB 40 J.Thompson, C 67 S.Brenner, G 70 R.Myers Jr., NT 98 D.Kilgo.

NEW ENGLAND PATRIOTS

OFFENSE

WR 80 D. Amendola
LT 76 S. Vollmer
LG 67 J. Kline
C 66 B. Stork
RG 69 S. Mason
RT 61 M. Cannon
TE 87 R. Gronkowski
WR 11 J. Edelman
QB 12 T. Brady
RB 28 J. White
TE 85 M. Williams

DEFENSE

LE 50 R. Ninkovich
DT 97 A. Branch
DE 90 M. Brown
RE 95 C. Jones
LB 91 J. Collins
LB 54 D. Hightower
RCB 26 L. Ryan
LCB 21 M. Butler
S 23 P. Chung
S 32 D. McCourty
DB 30 D. Harmon

PATRIOTS SUBSTITUTIONS: K 3 S.Gostkowski, P 6 R.Allen, WR 18 M.Stater. WR 19 B.LaFell, DB 22 J.Coleman, DB 36 B.King, DB 37 J.Richards, RB 38 B.Bolden, RB 39 S.Jackson, DB 43 N.Ebner, LS 49 J.Cardona, OLB 52 D.Watson, LB 53 D.Fleming, LB 55 J.Freemy, C 60 D.Andrews, OL 71 C.Fleming, DL 72 A.Hicks, WR 82 K.Martin, TE 88 S.Chandler, DL 93 J.Sheard, DL 96 S.Sliga. **DID NOT PLAY:** QB 10 J.Garoppolo, DB 34 L.Johnson, LB 45 K.Snyder. **INACTIVE:** WR 14 C.Harper, DB 27 T.Wilson, LB 58 J.Bostic, G 63 T.Jackson, OL 68 L.Waddle, NT 70 I.Kitchen, DL 92 G.Grissom.

		1	2	3	4	OT	TOTAL	FIELD GOALS (made /) missed)	
VISITOR	New England Patriots	6	3	3	6	0	18	S. Gostkowski (46) (38)	
HOME	Denver Broncos	7	10	0	3	0	20	B. McManus (52) (31)	

Team	Qtr	Clock Time	PLAY DESCRIPTION (Extra Point) (Drive Info)	SCORE	
				Visitor	Home
BRONCOS	1	7:32	O. Daniels 21 yd. pass from P. Manning (B. McManus kick) (11-83, 5:30)	0	7
PATRIOTS	1	1:49	S. Jackson 1 yd. run (kick failed, wr) (2-22, 0:34)	6	7
BRONCOS	2	13:46	O. Daniels 12 yd. pass from P. Manning (B. McManus kick) (3-16, 0:49)	6	14
PATRIOTS	2	7:02	S. Gostkowski 46 yd. Field Goal (13-48, 6:44)	9	14
BRONCOS	2	0:33	B. McManus 52 yd. Field Goal (6-23, 1:13)	9	17
PATRIOTS	3	10:26	S. Gostkowski 38 yd. Field Goal (8-47, 2:49)	12	17
BRONCOS	4	10:02	B. McManus 31 yd. Field Goal (10-48, 4:58)	12	20
PATRIOTS	4	0:12	R. Gronkowski 4 yd. pass from T. Brady (pass failed) (8-50, 1:40)	18	20

FINAL INDIVIDUAL STATISTICS

New England Patriots										Denver Broncos																			
RUSHING																													
	ATT	YDS	AVG	LG	TD		ATT	YDS	AVG	LG	TD		ATT	YDS	AVG	LG	TD		ATT	YDS	AVG	LG	TD						
T. Brady	3	13	4.3	11	0	C. Anderson	16	72	4.5	30	0	R. Hillman	11	16	1.5	7	0	P. Manning	3	11	3.7	12	0						
B. Bolden	5	12	2.4	4	0																								
J. White	5	11	2.2	8	0																								
S. Jackson	4	8	2.0	5	1																								
TOTAL	17	44	2.6	11	1	TOTAL	30	99	3.3	30	1																		
PASSING																													
	ATT	CMP	YDS	TKD/YD	TD	LG	IN	Rtg.		ATT	CMP	YDS	TKD/YD	TD	LG	IN	Rtg.		ATT	CMP	YDS	TKD/YD	TD	LG	IN	Rtg.			
T. Brady	56	27	310	4/18	1	40	2	56.4	P. Manning	32	17	176	3/31	2	34	0	90.1												
TOTAL	56	27	310	4/18	1	40	2	56.4	TOTAL	32	17	176	3/31	2	34	0	90.1												
PASS RECEIVING																													
	NO	YDS	AVG	LG	TD		NO	YDS	AVG	LG	TD		NO	YDS	AVG	LG	TD		NO	YDS	AVG	LG	TD						
R. Gronkowski	8	144	18.0	40	1	E. Sanders	5	62	12.4	34	0	C. Anderson	3	18	6.0	8	0	O. Daniels	2	33	16.5	21	0						
J. Edelman	7	53	7.6	19	0	J. Norwood	2	16	8.0	13	0	D. Thomas	2	12	6.0	7	0	A. Caldwell	1	15	15.0	15	0						
J. White	5	45	9.0	15	0	C. Latimer	1	13	13.0	13	0	R. Hillman	1	7	7.0	7	0												
D. Amendola	5	39	7.8	10	0																								
B. Bolden	2	29	14.5	20	0																								
TOTAL	27	310	11.5	40	1	TOTAL	17	176	10.4	34	2																		
INTERCEPTIONS																													
	NO	YDS	AVG	LG	TD		NO	YDS	AVG	LG	TD		NO	YDS	AVG	LG	TD		NO	YDS	AVG	LG	TD						
	0	0	0.0	—	0	D. Stewart	1	8	8.0	8	0	V. Miller	1	4	4.0	4	0												
TOTAL	0	0	0.0	—	0	TOTAL	2	12	6.0	8	0																		
PUNTING																													
	NO	YDS	AVG	NET	TB	IN20	LG		NO	YDS	AVG	NET	TB	IN20	LG		NO	YDS	AVG	NET	TB	IN20	LG						
R. Allen	6	281	46.8	43.3	0	1	55	B. Colquitt	9	423	47.0	41.7	0	4	54														
TOTAL	6	281	46.8	43.3	0	1	55	TOTAL	9	423	47.0	41.7	0	4	54														
PUNT RETURNS																													
	NO	YDS	AVG	FC	LG	TD		NO	YDS	AVG	FC	LG	TD		NO	YDS	AVG	FC	LG	TD									
D. Amendola	3	32	10.7	3	28	0	J. Norwood	3	21	7.0	1	16	0	[DOWNED]	1	0	0.0	—	—	—									
J. Edelman	1	16	16.0	0	16	0	[OUT OF BOUNDS]	1	0	0.0	0	—	0																
[DOWNED]	1	0	0.0	0	—	0																							
[OUT OF BOUNDS]	3	0	0.0	0	—	0																							
RETURNS	4	48	12.0	3	28	0	RETURNS	3	21	7.0	1	16	0																
KICKOFF RETURNS																													
	NO	YDS	AVG	FC	LG	TD		NO	YDS	AVG	FC	LG	TD		NO	YDS	AVG	FC	LG	TD									
K. Martin	1	19	19.0	0	19	0	S. Keo	1	3	3.0	0	3	0	[TOUCHBACK]	4	0	0.0	0	—	0									
[TOUCHBACK]	4	0	0.0	0	—	0	RETURNS	1	3	3.0	0	3	0																
RETURNS	4	19	19.0	0	19	0																							
New England Patriots Own Opp. Out																													
	Fum	Lost	Rec.	Yds	TD	FF	Rec.	Yds	TD	Bnds	Denver Broncos Fum Lost Rec. Yds TD FF Rec. Yds TD Bnds																		
J. White	1	0	1	0	0	0	0	0	0	0	P. Manning	1	1	0	-6	0	1	0	0	0	0								
J. Freeny	0	0	0	0	0	0	1	0	0	0	B. Marshall	0	0	0	0	0	1	0	0	0	0								
TOTAL	1	0	1	0	0	0	1	0	0	0	TOTAL	1	1	0	-6	0	1	0	0	0	0								

FINAL TEAM STATISTICS

PATRIOTS										BRONCOS									
TOTAL FIRST DOWNS																			
By Rushing										By Rushing									
By Passing										By Passing									
By Penalty										By Penalty									
THIRD DOWN EFFICIENCY										THIRD DOWN EFFICIENCY									
FOURTH DOWN EFFICIENCY										FOURTH DOWN EFFICIENCY									
TOTAL NET YARDS										TOTAL NET YARDS									
Total Offensive Plays (inc. times thrown passing)																			
Average gain per offensive play																			
NET YARDS RUSHING										NET YARDS RUSHING									
Total Rushing Plays																			
Average gain per rushing play																			
Tackles for a loss-number and yards																			
NET YARDS PASSING										NET YARDS PASSING									
Times thrown - yards lost attempting to pass																			
Gross yards passing																			
PASS ATTEMPTS-COMPLETIONS-HAD INTERCEPTED										PASS ATTEMPTS-COMPLETIONS-HAD INTERCEPTED									
Avg gain per pass play (inc.# thrown passing)																			
KICKOFFS Number-In End Zone-Touchbacks										KICKOFFS Number-In End Zone-Touchbacks									
PUNTS Number and Average										PUNTS Number and Average									
Had Blocked																			
FGs - PATs Had Blocked										FGs - PATs Had Blocked									
Net Punting Average										Net Punting Average									
TOTAL RETURN YARDAGE (Not Including Kickoffs)																			
No. and Yards Punt Returns										No. and Yards Punt Returns									
No. and Yards Kickoff Returns										No. and Yards Kickoff Returns									
No. and Yards Interception Returns										No. and Yards Interception Returns									
PENALTIES Number and Yards										PENALTIES Number and Yards									
FUMBLES Number and Lost										FUMBLES Number and Lost									
TOUCHDOWNS																			
Rushing																			
Passing																			
EXTRA POINTS Made-Attempts																			
Kicking Made-Attempts																			
Passing Made-Attempts																			
FIELD GOALS Made-Attempts																			
RED ZONE EFFICIENCY										RED ZONE EFFICIENCY									
GOAL TO GO EFFICIENCY										GOAL TO GO EFFICIENCY									
SAFETIES																			
FINAL SCORE																			
TIME OF POSSESSION																			

BRONCOS DEFENSIVE STATISTICS

(Press Box Totals)																	
PLAYER	UT	A	TT	S-YDS	I-YDS	PD	FF	FR	PLAYER	UT	A	TT	S-YDS	I-YDS	PD	FF	FR
D. Wolfe	6	0	6	1-2	0-0	1	0	0	D. Stewart	1	2	3	0-0	1-8	1	0	0
C. Harris Jr.	4	2	6	0-0	0-0	1	0	0	M. Jackson	2	0	2	0-0	0-0	0	0	0
T. Ward	1	5	6	0-0	0-0	0	0	0	K. Webster	2	0	2	0-0	0-0	1	0	0
V. Miller	4	1	5	2.5-13	1-4	1	0	0	D. Ware	0	2	2	0.5-3	0-0	0	0	0
A. Talib	4	1	5	0-0	0-0	2	0	0	V. Walker	1	0	1	0-0	0-0	0	0	0
B. Marshall	4	1	5	0-0	0-0	1	1	0	S. Barrett	0	1	1	0-0	0-0	0	0	0
D. Trevathan	4	1	5	0-0	0-0	1	0	0	A. Smith	0	1	1	0-0	0-0	0	0	0
J. Bush	0	5	5	0-0	0-0	1	0	0	TEAM TOTALS	36	22	58	4-18	2-12	10	1	0
S. Keo	3	0	3	0-0	0-0	0	0	0									



Denver 23, Pittsburgh 18

Sunday, Jan. 17, 2016 • 2:40 p.m. MST • Sports Authority Field at Mile High • Denver

WEATHER: Sunny, Gusts to 16 mph, 43°, Wind NW 9 mph • **TIME:** 3:09 • **ATTENDANCE:** 76,956

2015 AFC Divisional Playoff Game

In front of a boisterous sellout crowd at Sports Authority Field at Mile High, the No. 1 seeded Denver Broncos clinched their 10th AFC Championship berth—and second in three years—with a 23-16 thriller over the No. 6 seeded Pittsburgh Steelers.

With the win, Gary Kubiak became just the third Broncos head coach to win his postseason debut with the franchise, and owner Pat Bowlen earned his ninth trip to a conference title game, tying him for the fourth-most appearances by a pro football owner.

Kicker Brandon McManus' team-record five field goals and a fourth-quarter defensive takeaway to set up a go-ahead touchdown drive propelled Denver to its 13th overall win of the season.

Denver's offense stalled in the first half, in part due to strong winds across the field and several dropped passes. The Broncos instead relied on the foot of McManus, who connected on field goals from 28, 41 and 51 yards, respectively.

The Steelers, however, used a string of explosive offensive plays to set up a 1-yard touchdown run by running back Fitzgerald Toussaint. They later added a field goal of their own to hold a 10-6 advantage with 10:19 remaining in the second.

McManus' third field goal, a 51-yarder that came in the waning seconds before halftime narrowed the score to 10-9 at the break.

Both McManus and Steelers kicker Chris Boswell each added another field goal in the third, making it a one-point game, 13-12, going into the final quarter.

As Pittsburgh was driving into Broncos territory looking to extend its lead with 10 minutes to play, Denver cornerback Bradley Roby punched the ball out of Toussaint's arms, and linebacker DeMarcus Ware recovered the loose ball at the Denver 35-yard-line. The game's lone turnover would prove to be significant.

The Broncos used the much-needed momentum swing to their advantage, methodically driving downfield with the running back duo of C.J. Anderson and Ronnie Hillman, as well as a big pass up the middle from quarterback Peyton Manning to receiver Bennie Fowler for a 31-yard gain.

Anderson's 1-yard touchdown plunge gave Denver back its lead, and Manning connected with receiver Demaryius Thomas on the two-point conversation to make it a 20-13 game with 3:04 to play.

Denver's defense forced a Pittsburgh turnover on downs when Ware sacked Steelers quarterback Ben Roethlisberger on fourth down. McManus proceeded to connect on his fifth field goal—a 45-yarder—to give Denver a 23-13 lead with 54 seconds left.

Although the Steelers hit a 47-yard field goal with :19 remaining, their inside kick attempt was recovered by Anderson to seal Denver's trip to the conference title game.

OFFICIALS:

Referee — Terry McAulay (77); **Umpire** — Bryan Neale (92); **Head Linesman** — Wayne Mackie (106); **Line Judge** — Tim Podraza (47); **Side Judge** — Scott Edwards (3); **Field Judge** — Rick Patterson (15); **Back Judge** — Dino Paganelli (105); **Replay** — Earnie Franz.

DENVER BRONCOS

OFFENSE		DEFENSE	
WR 88 D. Thomas	DE 95 D. Wolfe	LT 68 R. Harris	NT 92 S. Williams
LG 69 E. Mathis	DE 97 M. Jackson	C 61 M. Paradis	SLB 58 V. Miller
RG 65 L. Vasquez	WLB 94 D. Ware	RT 79 M. Schofield	ILB 54 B. Marshall
TE 81 O. Daniels	ILB 59 D. Trevathan	WR 10 E. Sanders	LCB 21 A. Talib
WR 10 E. Sanders	RCB 25 C. Harris Jr.	QB 18 P. Manning	SS 43 T. Ward
WR 11 J. Norwood	FS 26 D. Stewart		

BRONCOS SUBSTITUTIONS: P 4 B.Colquitt, K 8 B.McManus, WR 12 A.Caldwell, WR 14 C.Latimer, WR 16 B.Fowler, S 20 J.Bush, RB 22 C.Anderson, CB 29 B.Roby, S 31 O.Bolden, CB 36 K.Webster, LS 46 A.Brewer, OLB 48 S.Barrett, ILB 51 T.Davis, ILB 52 C.Nelson, OLB 55 L.McCray, OLB 56 S.Ray, C/G 73 M.Garcia, T 76 T.Polumbus, TE 80 V.Davis, TE 85 V.Green, DE 90 A.Smith, DE 96 V.Walker. **DID NOT PLAY:** QB 17 B.Oswieiler, C 53 J.Ferentz. **INACTIVE:** QB 13 T.Siemian, DB 33 S.Keo, CB 37 L.Doss, RB 40 J.Thompson, C 67 S.Brenner, G 70 R.Myers, NT 98 D.Kilgo.

PITTSBURGH STEELERS

OFFENSE		DEFENSE	
WR 10 M. Bryant	LDE 97 C. Heyward	LT 78 A. Villanueva	RCB 25 B. Boykin
LG 73 R. Foster	RDE 91 S. Tuitt	C 72 C. Wallace	LOLB 48 B. Dupree
RG 66 D. DeCastro	LILB 50 R. Shazier	RT 77 M. Gilbert	RILB 94 L. Timmons
TE 83 H. Miller	ROLB 95 J. Jones	TE 89 M. Spaeth	LCB 22 W. Gay
TE 89 M. Spaeth	FS 23 M. Mitchell	RB 33 F. Toussaint	SS 20 W. Allen
QB 7 B. Roethlisberger	SB 20 M. Mitchell	QB 7 B. Roethlisberger	FS 23 M. Mitchell
WR 11 M. Wheaton	RCB 41 A. Blake		

STEELERS SUBSTITUTIONS: P 4 J.Berry, K 9 C.Boswell, WR 14 S.Coates, S 21 R.Golden, S 29 S.Thomas, RB 30 J.Todman, CB 31 R.Cockrell, S 35 R.Ventrone, LB 51 S.Spence, LB 54 L.Fort, LB 55 A.Moats, LB 56 A.Chickillo, LB 57 T.Garvin, LS 60 G.Warren, DT 62 D.McCullers, C/G 64 D.Legursky, C/G 74 C.Hubbard, TE 81 J.James, WR 88 D.Heyward-Bey, DT 90 S.McLendon, LB 92 J.Harrison, DE 93 C.Thomas, LB 98 V.Williams. **DID NOT PLAY:** QB 3 L.Jones. **INACTIVE:** QB 2 M.Vick, CB 24 D.Grant, RB 34 D.Williams, FB 46 W.Johnson, OT 79 W.Stingily, WR 84 A.Brown, DE 96 L.Walton.

		1	2	3	4	OT	TOTAL	FIELD GOALS (made () missed)			
VISITOR	Pittsburgh Steelers	7	3	3	3	0	16	C. Boswell	(43)	(28)	(47)
HOME	Denver Broncos	6	3	3	11	0	23	B. McManus	(28)	(41)	(51)

Team	Qtr	Clock Time	PLAY DESCRIPTION (Extra Point) (Drive Info)	SCORE	
				Visitor	Home
BRONCOS	1	11:21	B. McManus 28 yd. Field Goal (5-20, 1:57)	0	3
BRONCOS	1	3:40	B. McManus 41 yd. Field Goal (4-8, 1:26)	0	6
STEELERS	1	1:22	F. Toussaint 1 yd. run (C. Boswell kick) (5-80, 2:18)	7	6
STEELERS	2	10:19	C. Boswell 43 yd. Field Goal (7-60, 3:53)	10	6
BRONCOS	2	0:00	B. McManus 51 yd. Field Goal (11-62, 3:14)	10	9
STEELERS	3	9:32	C. Boswell 28 yd. Field Goal (8-69, 2:19)	13	9
BRONCOS	3	2:45	B. McManus 41 yd. Field Goal (7-30, 3:08)	13	12
BRONCOS	4	3:00	C. Anderson 1 yd. run (P. Manning-D. Thomas pass) (13-65, 6:52)	13	20
BRONCOS	4	0:53	B. McManus 45 yd. Field Goal (4-3, 0:56)	13	23
STEELERS	4	0:19	C. Boswell 47 yd. Field Goal (4-51, 0:34)	16	23

FINAL INDIVIDUAL STATISTICS

Pittsburgh Steelers											Denver Broncos															
RUSHING	ATT	YDS	AVG	LG	TD	RUSHING	ATT	YDS	AVG	LG	TD	RUSHING	ATT	YDS	AVG	LG	TD									
M. Bryant	2	40	20.0	40	0	C. Anderson	15	72	4.8	34	1	R. Hillman	16	38	2.4	9	0									
F. Toussaint	12	39	3.3	15	1	P. Manning	2	-1	-0.5	0	0	J. Todman	5	6	1.2	5	0									
TOTAL	19	85	4.5	40	1	TOTAL	33	109	3.3	34	1	TOTAL	33	109	3.3	34	1									
PASSING	ATT	CMP	YDS	TD	LG	IN	Rtg.	PASSING	ATT	CMP	YDS	TD	LG	IN	Rtg.	PASSING	ATT	CMP	YDS	TD	LG	IN	Rtg.			
B. Roethlisberger	37	24	339	3/28	0	58	0	94.3	P. Manning	37	21	222	1/7	0	34	0	74.4	TOTAL	37	21	222	1/7	0	34	0	74.4
TOTAL	37	24	339	3/28	0	58	0	94.3	TOTAL	37	21	222	1/7	0	34	0	74.4	TOTAL	37	21	222	1/7	0	34	0	74.4
PASS RECEIVING	NO	YDS	AVG	LG	TD	PASS RECEIVING	NO	YDS	AVG	LG	TD	PASS RECEIVING	NO	YDS	AVG	LG	TD									
M. Bryant	9	154	17.1	52	0	E. Sanders	5	85	17.0	34	0	M. Wheaton	5	30	6.0	13	0									
M. Wheaton	5	30	6.0	13	0	D. Thomas	4	40	10.0	15	0	F. Toussaint	3	2	0.7	2	0									
F. Toussaint	3	2	0.7	2	0	B. Fowler	2	35	17.5	31	0	D. Heyward-Bey	2	64	6.0	58	0									
D. Heyward-Bey	2	64	6.0	58	0	C. Latimer	2	18	9.0	12	0	S. Coates	2	61	30.5	37	0									
S. Coates	2	61	30.5	37	0	V. Green	2	14	7.0	11	0	J. James	1	22	22.0	22	0									
J. James	1	22	22.0	22	0	C. Anderson	2	11	5.5	7	0	H. Miller	1	5	5.0	5	0									
H. Miller	1	5	5.0	5	0	O. Daniels	2	10	5.0	6	0	M. Spaeth	1	1	1.0	1	0									
M. Spaeth	1	1	1.0	1	0	J. Norwood	1	10	10.0	10	0	TOTAL	24	339	14.1	58	0									
TOTAL	24	339	14.1	58	0	TOTAL	21	222	10.6	34	0	TOTAL	21	222	10.6	34	0									
INTERCEPTIONS	NO	YDS	AVG	LG	TD	INTERCEPTIONS	NO	YDS	AVG	LG	TD	INTERCEPTIONS	NO	YDS	AVG	LG	TD									
TOTAL	0	0.0	0.0	—	0	TOTAL	0	0.0	0.0	—	0	TOTAL	0	0.0	0.0	—	0									
PUNTING	NO	YDS	AVG	NET	TB	IN20	LG	PUNTING	NO	YDS	AVG	NET	TB	IN20	LG	PUNTING	NO	YDS	AVG	NET	TB	IN20	LG			
J. Berry	6	238	39.7	29.3	1	1	52	B. Colquitt	6	282	47.0	40.3	1	3	57	TOTAL	6	282	47.0	40.3	1	3	57			
TOTAL	6	238	39.7	29.3	1	1	52	TOTAL	6	282	47.0	40.3	1	3	57	TOTAL	6	282	47.0	40.3	1	3	57			
PUNT RETURNS	NO	YDS	AVG	FC	LG	TD	PUNT RETURNS	NO	YDS	AVG	FC	LG	TD	PUNT RETURNS	NO	YDS	AVG	FC	LG	TD						
M. Wheaton	4	20	5.0	0	12	0	O. Bolden	1	42	42.0	0	42	0	[DOWNED]	1	0	0.0	0	1	—	0					
[DOWNED]	1	0	0.0	0	—	0	J. Norwood	0	0	0.0	0	—	0	[TOUCHBACK]	1	0	0.0	0	—	0						
[TOUCHBACK]	1	0	0.0	0	—	0	[OUT OF BOUNDS]	3	0	0.0	0	—	0	[TOUCHBACK]	1	0	0.0	0	—	0						
RETURNS	4	20	5.0	0	12	0	RETURNS	1	42	42.0	1	42	0	RETURNS	1	42	42.0	1	42	0						
KICKOFF RETURNS	NO	YDS	AVG	FC	LG	TD	KICKOFF RETURNS	NO	YDS	AVG	FC	LG	TD	KICKOFF RETURNS	NO	YDS	AVG	FC	LG	TD						
[TOUCHBACK]	6	0	0.0	0	—	0	[TOUCHBACK]	0	0	0.0	0	—	0	TOTAL	6	0	0.0	0	—	0						
RETURNS	6	0	0.0	0	—	0	RETURNS	0	0	0.0	0	—	0	TOTAL	6	0	0.0	0	—	0						
Pittsburgh Steelers	Own	Opp.	Out	Denver Broncos	Own	Opp.	Out	FUMBLES	Fum	Lost	Rec.	Yds	TD	FF	Rec.	Yds	TD	Bnds								
F. Toussaint	1	1	0	0	0	0	0	P. Manning	1	0	1	-1	0	0	0	0	0	0								
M. Wheaton	1	0	0	0	0	0	0	B. Roby	0	0	0	0	0	1	0	0	0									
TOTAL	2	1	0	0	0	0	0	TOTAL	1	0	1	-1	0	1	0	0	0									

FINAL TEAM STATISTICS

	STEELERS	BRONCOS		STEELERS	BRONCOS
TOTAL FIRST DOWNS	16	19	FGs - PATs Had Blocked	0-0	0-0
By Rushing	4	6	Net Punting Average	29.3	40.3
By Passing	10	12	TOTAL RETURN YARDAGE (Not Including Kickoffs)	20	42
By Penalty	2	1	No. and Yards Punt Returns	4-20	1-42
THIRD DOWN EFFICIENCY	2-12-17%	3-15-20%	No. and Yards Kickoff Returns	0-0	0-0
FOURTH DOWN EFFICIENCY	0-2-0%	0-1-0%	No. and Yards Interception Returns	0-0	0-0
TOTAL NET YARDS	396	324	PENALTIES Number and Yards	5-38	4-49
Total Offensive Plays (inc. times thrown passing)	59	71	FUMBLES Number and Lost	2-1	1-0
Average gain per offensive play	6.7	4.6	TOUCHDOWNS	1	1
NET YARDS RUSHING	85	109	Rushing	1	1
Total Rushing Plays	19	33	Passing	0	0
Average gain per rushing play	4.5	3.3	EXTRA POINTS Made-Attempts	1-1	1-1
Tackles for a loss-number and yards	3-7	5-8	Kicking Made-Attempts	1-1	0-0
NET YARDS PASSING	311	215	Passing Made-Attempts	0-0	1-1
Times thrown - yards lost attempting to pass	3-28	1-7	FIELD GOALS Made-Attempts	3-3	5-5
Gross yards passing	339	222	RED ZONE EFFICIENCY	1-3-33%	1-2-50%
PASS ATTEMPTS-COMPLETIONS-HAD INTERCEPTED	37-24-0	37-21-0	GOAL TO GO EFFICIENCY	1-1-100%	1-1-100%
Avg gain per pass play (inc.# thrown passing)	7.8	5.7	SAFETIES	0	0
KICKOFFS Number-In End Zone-Touchbacks	5-4-4	6-6-6	FINAL SCORE	16	23
PUNTS Number and Average	6-39.7	6-47.0	TIME OF POSSESSION	28:27	31:33
Had Blocked	0	0			

BRONCOS DEFENSIVE STATISTICS

(Press Box Totals)

PLAYER	UT	A	TT	S-YDS	I-YDS	PD	FF	FR	PLAYER	UT	A	TT	S-YDS	I-YDS	PD	FF	FR
D. Trevathan	8	1	9	0-0	0-0	0	0	0	D. Ware	2	1	3	1-13	0-0	0	0	1
A. Talib	4	0	4	0-0	0-0	2	0	0	A. Smith	2	0	2	1-7	0-0	0	0	0
C. Harris Jr.	4	0	4	0-0	0-0	1	0	0	V. Miller	2	0	2	0-0	0-0	0	0	0
T. Ward	4	0	4	0-0	0-0	0	0	0	M. Jackson	1	1	2	0-0	0-0	0	0	0
B. Marshall	3	1	4	0-0	0-0	1	0	0	V. Walker	1	1	2	0-0	0-0	0	0	0
D. Stewart	3	1	4	0-0	0-0	0	0	0	S. Barrett	0	1	1	0-0	0-0	0	0	0
D. Wolfe	1	3	4	1-8	0-0	0	0	0	J. Bush	0	0	0	0-0	0-0	1	0	0
B. Roby	3	0	3	0-0	0-0	0	1	0	TEAM TOTALS	38	10	48	3-28	0-0	5	1	1



Indianapolis 24, Denver 13

Sunday, Jan. 11, 2015 • 2:40 p.m. MST • Sports Authority Field at Mile High • Denver

WEATHER: Cloudy, 40°, Wind N 7 mph • **TIME:** 3:08 • **ATTENDANCE:** 76,867

2014 AFC Divisional Playoff Game

The Denver Broncos' 2014 campaign ended with a 24-13 loss to the Indianapolis Colts in an AFC Divisional Playoff Game in front of 76,867 fans at Sports Authority Field at Mile High in Denver.

The Broncos jumped out to an early 7-0 lead when quarterback Peyton Manning hit wide receiver Demaryius Thomas on a one-yard touchdown pass. The score was set up by a 32-yard completion from Manning to tight end Julius Thomas, who was pushed out of bounds at the one-yard line.

The Colts tied the game 7-7 when running back Daniel Herron took a third-and-1 carry from the 6-yard line into the end zone.

On the ensuing possession, Denver drove to midfield before Indianapolis linebacker Jonathan Newsome sacked Manning, who fumbled as he was attempting to pass. Linebacker Jerrell Freeman recovered, and Indianapolis took over at the Denver 41-yard line.

From there, Colts quarterback Andrew Luck completed three consecutive passes, including a 22-yard pass to wide receiver Donte Moncrief to move the Colts inside the red zone. After a defensive holding penalty on third down gave Indianapolis a new set of downs at the Denver 3-yard line, Luck found tight end Dwayne Allen for a three-yard touchdown toss to claim a 14-7 advantage.

Late in the first half, rookie cornerback Bradley Roby intercepted Luck's pass to give Denver the ball at its own 49-yard line. Manning and wide receiver Emmanuel Sanders connected on a 17-yard pass to help set up a 45-yard field goal from kicker Connor Barth, who cut Indianapolis' lead to 14-10 before the half.

After Denver opened the second half with a three-and-out, the Colts conducted an 11-play, 72-yard drive that ended when Luck threw a 15-yard touchdown pass to wide receiver Hakeem Nicks to give Indianapolis a 21-10 lead.

Broncos safety Rahim Moore posted Denver's second interception of the day late in the third quarter, allowing Denver to pull within eight points after a 14-play, 53-yard scoring drive capped by a Barth field goal.

Indianapolis answered with a 30-yard field goal off the foot of kicker Adam Vinatieri with 4:06 remaining to extend its lead to multiple possessions once again.

Denver's chances to cut into Indianapolis' lead dwindled after a completion from Manning to Anderson on fourth-and-8 with three minutes remaining went for only seven yards. The Broncos challenged the spot of the ball, but the ruling was upheld.

Indianapolis took a minute off the clock and forced Denver to take its remaining two timeouts to effectively seal the game.

OFFICIALS:

Referee — Bill Leavy (127); **Umpire** — Ruben Fowler (71); **Head Linesman** — Jim Mello (48); **Line Judge** — Julian Mapp (10); **Side Judge** — James Coleman (95); **Field Judge** — Steve Zimmer (33); **Back Judge** — Steve Freeman (133); **Replay** — Larry Memmers.

DENVER BRONCOS

OFFENSE		DEFENSE	
WR 88 D. Thomas	LDE 95 D. Wolfe	TE 75 C. Clark	DT 97 M. Jackson
LT 78 R. Clady	NT 98 T. Knighton	LG 74 O. Franklin	RDE 94 D. Ware
C 64 W. Montgomery	SLB 58 V. Miller	RG 66 M. Ramirez	MLB 53 S. Johnson
RT 65 L. Vasquez	WLB 54 B. Marshall	TE 85 V. Green	LCB 21 A. Talib
WR 10 E. Sanders	RCB 25 C. Harris Jr.	QB 18 P. Manning	SS 43 T. Ward
RB 22 C. Anderson	FS 26 R. Moore		

BRONCOS SUBSTITUTIONS: K 1 C.Barth, P 4 B.Colquitt, K 8 B.McManus, WR 12 A.Caldwell, S 20 J.Bush, RB 23 R.Hillman, RB 27 J.Stewart, CB 29 B.Roby, S 30 D.Brunton, CB 31 O.Bolden, CB 36 K.Webster, LS 46 A.Brewer, LB 51 T.Davis, LB 52 C.Nelson, LB 55 L.McCray, LB 57 L.Barrrow, G 63 B.Garland, DT 76 M.Austin, TE 80 J.Thomas, WR 83 W.Welker, TE 84 J.Tamme, DT 92 S.Williams. **DID NOT PLAY:** QB 17 B.Osweiler, LB 50 S.Barrett, **INACTIVE:** WR 14 C.Latimer, CB 32 T.Carter, RB 40 J.Thompson, T 71 P.Cornick, T 79 M.Schofield, TE 86 D.Jones, DT 96 M.Unrein.

INDIANAPOLIS COLTS

OFFENSE		DEFENSE	
WR 87 R. Wayne	DE 90 C. Redding	LT 74 A. Castonzo	NT 96 J. Chapman
LG 75 J. Mewhort	DT 97 A. Jones	C 62 K. Holmes	SLB 93 E. Walden
RG 60 L. Louis	MIKE 52 D. Jackson	RT 76 J. Reitz	WILL 50 J. Freeman
WR 10 D. Moncrief	RUSH 92 B. Werner	WR 13 T. Hilton	LCB 28 G. Toler
QB 12 A. Luck	SS 29 M. Adams	TE 80 C. Fleener	FS 30 L. Landry
RB 36 D. Herron	RCB 21 V. Davis		

COLTS SUBSTITUTIONS: P 1 P.McAfee, K 4 A.Vinatieri, WR 14 H.Nicks, RS 16 J.Cribbs, CB 20 D.Butler, RB 23 M.Hill, CB 27 J.Gordy, S 31 D.McDonald, S 32 C.Anderson, RB 37 Z.Tipton, S 38 S.Brown, LS 45 M.Overton, ILB 54 A.Jackson, OLB 55 S.Phillips, ILB 57 J.McNary, OLB 58 A.Studebaker, C 63 A.Shipley, G 65 D.Arkin, TE 83 D.Allen, TE 84 J.Doyle, OLB 91 J.Newsome, DT 95 M.Hughes, DT 99 R.Jean Francois. **DID NOT PLAY:** QB 8 M.Hasselbeck. **INACTIVE:** CB 25 J.Brown, RB 34 T.Richardson, CB 40 S.Price, ILB 51 H.Muamba, T 71 X.Nixon, C 72 J.Harrison, NT 94 Z.Kerr.

		1	2	3	4	OT	TOTAL	FIELD GOALS (made () & missed)	
VISITOR	Indianapolis Colts	0	14	7	3	0	24	A. Vinatieri	44WR (30)
HOME	Denver Broncos	7	3	0	3	0	13	C. Barth	(45) (41)

Team	Qtr	Clock Time	PLAY DESCRIPTION (Extra Point) (Drive Info)	SCORE	
				Visitor	Home
BRONCOS	1	10:00	D. Thomas 1 yd. pass from P. Manning (C. Barth kick) (7-68, 3:37)	0	7
COLTS	2	14:14	D. Herron 6 yd. run (A. Vinatieri kick) (9-73, 5:05)	7	7
COLTS	2	7:23	D. Allen 3 yd. pass from A. Luck (A. Vinatieri kick) (8-41, 3:41)	14	7
BRONCOS	2	0:02	C. Barth 45 yd. Field Goal (7-25, 1:26)	14	10
COLTS	3	8:21	H. Nicks 15 yd. pass from A. Luck (A. Vinatieri kick) (11-72, 5:16)	21	10
BRONCOS	4	13:50	C. Barth 41 yd. Field Goal (14-53, 6:23)	21	13
COLTS	4	4:06	A. Vinatieri 30 yd. Field Goal (13-54, 8:14)	24	13

FINAL INDIVIDUAL STATISTICS

Indianapolis Colts										Denver Broncos											
RUSHING	HERR	ATT	YDS	AVG	LG	TD	RUSHING	ATT	YDS	AVG	LG	TD	HERR	ATT	YDS	AVG	LG	TD			
	D. Herron	23	63	2.7	8	1	C. Anderson	18	80	4.4	22	0		R. Hillman	2	8	4.0	10	0		
	A. Luck	2	21	10.5	20	0															
	Z. Tipton	2	14	7.0	9	0															
	T. Hilton	1	1	1.0	1	0															
TOTAL		28	99	3.5	20	1	TOTAL	20	88	4.4	22	0									
PASSING	ATT	CMP	YDS	TKD/ YD	TD	LG	IN	Rtg.	PASSING	ATT	CMP	YDS	TKD/ YD	TD	LG	IN	Rtg.				
	A. Luck	43	27	265	0/0	2	32	2	76.2	P. Manning	46	26	211	2/11	1	32	0	75.5			
TOTAL	43	27	265	0/0	2	32	2	76.2	TOTAL	46	26	211	2/11	1	32	0	75.5				
PASS RECEIVING	NO	YDS	AVG	LG	TD	PASS RECEIVING	NO	YDS	AVG	LG	TD										
	D. Herron	8	32	4.0	10	0	E. Sanders	7	46	6.6	17	0									
	T. Hilton	4	72	18.0	23	0	J. Thomas	6	53	8.8	32	0									
	D. Allen	4	30	7.5	18	1	C. Anderson	6	29	4.8	15	0									
	C. Fleener	3	49	16.3	32	0	D. Thomas	5	59	11.8	24	1									
	J. Doyle	3	14	4.7	8	0	W. Welker	1	20	20.0	20	0									
	D. Moncrief	2	32	16.0	22	0	V. Green	1	4	4.0	4	0									
	H. Nicks	2	24	12.0	15	1															
	Z. Tipton	1	12	12.0	12	0															
TOTAL	18	217	12.1	49	2	TOTAL	2	211	8.1	32	1										
INTERCEPTIONS	NO	YDS	AVG	LG	TD	INTERCEPTIONS	NO	YDS	AVG	LG	TD										
						B. Roby	1	2	2.0	2	0										
						R. Moore	1	0	0.0	0	0										
TOTAL	0	0	0.0	—	0	TOTAL	2	2	2.0	2	0										
PUNTING	NO	YDS	AVG	NET	TB	IN20	LG	PUNTING	NO	YDS	AVG	NET	TB	IN20	LG						
	P. McAfee	4	169	42.3	37.5	1	1	46	B. Colquitt	6	244	40.7	39.5	0	1	48					
TOTAL	4	169	42.3	37.5	1	1	46	TOTAL	6	244	40.7	39.5	0	1	48						
PUNT RETURNS	NO	YDS	AVG	FC	LG	TD	PUNT RETURNS	NO	YDS	AVG	FC	LG	TD								
	J. Cribbs	3	7	2.3	0	9	0	W. Welker	1	-1	-1.0	0	-1	0							
[DOWNED]	1	0	0.0	0	0	0	[DOWNED]	1	0	0.0	0	0	0								
[OUT OF BOUNDS]	2	0	0.0	0	0	0	[OUT OF BOUNDS]	1	0	0.0	0	0	0								
							[TOUCHBACK]	1	0	0.0	0	0	0								
RETURNS	3	7	2.3	0	9	0	RETURNS	1	-1	-1.0	0	0	0								
KICKOFF RETURNS	NO	YDS	AVG	FC	LG	TD	KICKOFF RETURNS	NO	YDS	AVG	FC	LG	TD								
	J. Cribbs	1	32	32.0	0	32	0	[TOUCHBACK]	5	0	0.0	0	0	0							
	Z. Tipton	1	0	0.0	0	0															
[TOUCHBACK]	2	0	0.0	0	0	0															
RETURNS	2	32	16.0	0	32	0	RETURNS	0	0	0.0	0	0	0								
Indianapolis Colts	Own	Fumbles	Lost	Rec.	Yds	TD	Opp. Rec.	Yds	TD	Out Bnds	Denver Broncos	Own	Fumbles	Lost	Rec.	Yds	TD	Opp. Rec.	Yds	TD	Out Bnds
J. Newsome	0	0	0	0	0	1	0	0	0	0	P. Manning	1	1	0	0	0	0	0	0	0	0
J. Freeman	0	0	0	0	0	1	0	0	0	0											
TOTAL	0	0	0	0	0	1	0	0	0	0	TOTAL	1	1	0	0	0	0	0	0	0	0

FINAL TEAM STATISTICS

	COLTS	BRONCOS		COLTS	BRONCOS
TOTAL FIRST DOWNS	23	19	FGs - PATs Had Blocked	0-0	0-0
By Rushing	6	6	Net Punting Average	37.5	39.5
By Passing	15	10	TOTAL RETURN YARDAGE (Not Including Kickoffs)	7	1
By Penalty	2	3	No. and Yards Punt Returns	3-7	1-1
THIRD DOWN EFFICIENCY	5-13-38%	4-16-25%	No. and Yards Kickoff Returns	2-32	0-0
FOURTH DOWN EFFICIENCY	0-0-0%	1-2-50%	No. and Yards Interception Returns	0-0	2-2
TOTAL NET YARDS	364	288	PENALTIES Number and Yards	10-67	2-8
Total Offensive Plays (inc. times thrown passing)	71	68	FUMBLES Number and Lost	0-0	1-1
Average gain per offensive play	5.1	4.2	TOUCHDOWNS	3	1
NET YARDS RUSHING	99	88	Rushing	1	0
Total Rushing Plays	38	20	Passing	3	3
Average gain per rushing play	2.6	4.4	EXTRA POINTS Made-Attempts	2-6	1-1
Tackles for a loss-number and yards	2-6	2-4	Kickoffs Made-Attempts	3-3	0-1
NET YARDS PASSING	265	200	FIELD GOALS Made-Attempts	1-2	2-2
Times thrown - yards lost attempting to pass	0-0	2-11	RED ZONE EFFICIENCY	3-4-75%	1-1-100%
Gross yards passing	265	211	GOAL TO GO EFFICIENCY	2-2-100%	1-1-100%
PASS ATTEMPTS-COMPLETIONS-HAD INTERCEPTED	43-27-2	46-26-0	SAFETIES	0	0
Avg gain per pass play (inc.# thrown passing)	6.2	4.2	FINAL SCORE	24	13
KICKOFFS Number-In End Zone-Touchbacks	5-5-5	4-3-2	TIME OF POSSESSION	34:01	25:59
PUNTS Number and Average	4-42.3	6-40.7			
Had Blocked	0	0			

BRONCOS DEFENSIVE STATISTICS

(based on coaches' film review)

PLAYER	UT	A	TT	S-YDS	I-YDS	PD	FF	FR	PLAYER	UT	A	TT	S-YDS	I-YDS	PD	FF	FR
V. Miller	5	1	6	0-0	0-0	0	0	0	D. Wolfe	2	1	3	0-0	0-0	0	0	0
S. Johnson	5	1	6	0-0	0-0	0	0	0	M. Austin Jr.	2	1	3	0-0	0-0	0	0	0
B. Marshall	4	2	6	0-0	0-0	0	0	0	T. Knighton	1	2	3	0-0	0-0	0	0	0
T. Davis	3	3	6	0-0	0-0	0	0	0	T. Ward	2	0	2	0-0	0-0	2	0	0
A. Talib	4	0	4	0-0	0-0	1	0	0	B. Roby	2	0	2	0-0	1-2	1	0	0
D. Ware	3	1	4	0-0	0-0	0	0	0	R. Moore	2	0	2	0-0	1-0	1	0	0
M. Jackson	1	3	4	0-0	0-0	0	0	0	L. McCray	1	1	2	0-0	0-0	0	0	0
C. Harris Jr.	3	0	3	0-0	0-0	1	0	0	S. Williams	1	0	1	0-0	0-0	0	0	0
D. Bruton	3	0	3	0-0	0-0	0	0	0	TEAM TOTALS	44	16	60	0-0	2-2	6	0	0



Seattle 43, Denver 8

Sunday, Feb. 2, 2014 • 6:32 p.m. EST • MetLife Stadium • East Rutherford, N.J.

WEATHER: Partly Cloudy, 49°, Wind WNW 4 mph • **TIME:** 3:23 • **ATTENDANCE:** 82,529

Super Bowl XLVIII



The Seattle Seahawks won their first World Championship with a 43-8 victory over the Denver Broncos in Super Bowl XLVIII in front of 82,529 fans at MetLife Stadium in East Rutherford, N.J.

Seattle produced one of the strongest all-around team performances in Super Bowl history, recording a touchdown in each phase of the game (offense, defense and special teams).

The Broncos started with the ball but a miscommunication on the first play of the game resulted in a botched snap and a safety for the Seahawks just 12 seconds into the contest.

Seattle fed off the early momentum and scored on each of its first three offensive possessions to jump out to a 15-0 lead early in the second quarter.

Defense also was key for the Seahawks in the first two frames as Seattle forced three turnovers, one punt and a turnover on downs on the Broncos' first five offensive series.

Seattle's first half dominance was capped by linebacker and Super Bowl MVP Malcolm Smith (9 TKLS., 1 INT, 1 PD, 1 FR), who intercepted quarterback Peyton Manning and returned the ball 69 yards for a touchdown to give the Seahawks a 22-0 lead entering halftime.

Any chance of a Denver comeback was quelled when Seattle wide receiver Percy Harvin took the opening second half kickoff 87 yards for a touchdown and an insurmountable 29-0 lead.

Denver and Seattle traded punts on the next two series before Seahawks cornerback Byron Maxwell forced Seattle's fourth turnover of the game—a fumble by wide receiver Demaryius Thomas.

Six plays later, quarterback Russell Wilson (18-of-25 passing for 206 yds., 2 TD, 0 INT) completed a 23-yard touchdown pass to wide receiver Jermaine Kearse to extend Seattle's advantage to 36-0.

The Broncos would record their first scoring drive of the game in the fourth quarter as Manning (34-of-49 passing for 280 yds., 1 TD, 2 INTs) completed 6-of-6 passes for 70 yards and a 14-yard touchdown pass to Thomas (13 rec. for 118 yds., 1 TD).

Manning's 34 pass completions and Thomas' 13 receptions each set Super Bowl records.

Wilson threw his second touchdown of the game in the fourth quarter and Seattle's defense would hold the Broncos scoreless the rest of the way to preserve their 43-8 victory.

OFFICIALS

Referee — Terry McAulay (77); **Umpire** — Carl Paganelli (124); **Head Linesman** — Jim Mello (48); **Line Judge** — Thomas Symonette (100); **Side Judge** — David Wyant (16); **Field Judge** — Scott Stenson (88); **Back Judge** — Steve Freeman (133); **Replay** — Earnie Frantz.

DENVER BRONCOS

OFFENSE		DEFENSE	
WR 88	D. Thomas	LDE 97	M. Jackson
LT 75	C. Clark	DT 92	S. Williams
LG 68	Z. Beadles	NT 94	T. Knighton
C 66	M. Ramirez	RDE 90	S. Phillips
RG 65	L. Vasquez	SLB 56	N. Irving
RT 74	O. Franklin	MLB 51	P. Lenon
TE 80	J. Thomas	WLB 59	D. Trevathan
WR 87	E. Decker	LCB 24	C. Bailey
WR 83	W. Welker	RCB 45	D. Rodgers-Cromartie
QB 18	P. Manning	SS 33	D. Ihenacho
RB 27	K. Moreno	FS 20	M. Adams

BRONCOS SUBSTITUTIONS: P 4 B.Colquitt, K 5 M.Prater, WR 11 T.Holliday, WR 12 A.Caldwell, RB 22 C.Anderson, RB 28 M.Ball, S 30 D.Bruton, S 31 O.Bolden, CB 32 T.Carter, CB 34 M.Cole, CB 36 K.Webster, LS 46 A.Brewer, LB 52 W.Woodyard, LB 53 S.Johnson, LB 54 B.Marshall, DE 57 J.Mincey, C 60 S.Vallos, TE 84 J.Tamme, TE 85 V.Green, DE 91 R.Ayers, DT 96 M.Unrein. **INACTIVE:** QB 2 Z.Bysert, RB 21 R.Hillman, CB 23 Q.Jammer, T 70 V.Painter, G 73 C.Kuper, TE 81 J.Dreessen, DT 98 S.Fua.

SEATTLE SEAHAWKS

OFFENSE		DEFENSE	
WR 89	D. Baldwin	LDE 56	C. Avril
LT 76	R. Okung	LDT 72	M. Bennett
LG 77	J. Carpenter	RDT 69	C. McDonald
C 60	M. Unger	RDE 91	C. Clemons
RG 64	J. Sweezy	OLB 50	K. Wright
RT 68	B. Giacomini	MLB 54	B. Wagner
T 78	A. Bailey	CB 28	W. Thurmond
TE 86	Z. Miller	LCB 25	R. Sherman
WR 81	G. Tate	RCB 41	B. Maxwell
QB 3	R. Wilson	SS 31	K. Chancellor
RB 24	M. Lynch	FS 29	E. Thomas

SEAHAWKS SUBSTITUTIONS: K 4 S.Hauschka, QB 7 T.Jackson, P 9 J.Ryan, WR 11 P.Harvin, WR 15 J.Kearse, CB 20 J.Lane, RB 22 R.Turbin, FB 26 M.Robinson, CB 35 D.Shead, FB 40 D.Coleman, FS 42 C.Maragos, LS 49 C.Gresham, LB 51 B.Irvin, LB 53 M.Smith, LB 55 H.Farwell, LB 57 M.Morgan, C 61 L.Jeanpierre, G 67 P.McQuistan, DE 79 R.Bryant, TE 82 L.Wilson, WR 83 R.Lockette, DT 92 B.Mebane, DE 93 O.Schofield, DT 99 T.McDaniel. **INACTIVE:** WR 19 B.Walters, RB 33 C.Michael, T 73 M.Bowie, T 74 C.Hauptmann, TE 87 K.Davis, DE 95 B.Mayowa, DT 97 J.Hill.

		1	2	3	4	OT	TOTAL	FIELD GOALS (made () & missed)
VISITOR	Seattle Seahawks	8	14	14	7	0	43	S. Hauschka (31) (33)
HOME	Denver Broncos	0	0	8	0	0	8	

Team	Qtr	Clock Time	PLAY DESCRIPTION (Extra Point) (Drive Info)	SCORE	
				Visitor	Home
SEAHAWKS	1	14:48	K. Moreno tackled in end zone by C. Avril for a Safety	2	0
SEAHAWKS	1	10:21	S. Hauschka 31 yd. Field Goal (9-51, 4:27)	5	0
SEAHAWKS	1	2:16	S. Hauschka 33 yd. Field Goal (13-58, 6:15)	8	0
SEAHAWKS	2	12:00	M. Lynch 1 yd. run (S. Hauschka kick) (7-37, 3:59)	15	0
SEAHAWKS	2	3:21	M. Smith 69 yd. interception return (S. Hauschka kick)	22	0
SEAHAWKS	3	14:48	P. Harvin 87 yd. kickoff return (S. Hauschka kick) (0-0, 0:12)	29	0
SEAHAWKS	3	2:58	J. Kearse 23 yd. pass from R. Wilson (S. Hauschka kick) (6-58, 2:57)	36	0
BRONCOS	3	0:00	D. Thomas 14 yd. pass from P. Manning (P. Manning-W. Welker pass) (6-80, 2:58)	36	8
SEAHAWKS	4	11:45	D. Baldwin 10 yd. pass from R. Wilson (S. Hauschka kick) (5-48, 3:15)	43	8

FINAL INDIVIDUAL STATISTICS

Seattle Seahawks										Denver Broncos																		
RUSHING	ATT	YDS	AVG	LG	TD	RUSHING	ATT	YDS	AVG	LG	TD	RUSHING	ATT	YDS	AVG	LG	TD											
P. Harvin	2	45	22.5	30	0	K. Moreno	5	17	3.4	9	0	M. Lynch	15	39	2.6	18	1	C. Anderson	2	9	4.5	6	0					
R. Wilson	3	26	8.7	16	0	M. Ball	6	1	0.2	3	0	R. Wilson	3	26	8.7	16	0	M. Ball	6	1	0.2	3	0					
R. Turbin	9	25	2.8	6	0	P. Manning	1	0	0.0	0	0	R. Turbin	9	25	2.8	6	0	P. Manning	1	0	0.0	0	0					
TOTAL	29	135	4.7	30	1	TOTAL	14	27	1.9	9	0	TOTAL	29	135	4.7	30	1	TOTAL	14	27	1.9	9	0					
PASSING										PASSING																		
ATT	CMP	YDS	TKD/	YD	TD	LG	IN	Rtg.		ATT	CMP	YDS	TKD/	YD	TD	LG	IN	Rtg.		ATT	CMP	YDS	TKD/	YD	TD	LG	IN	Rtg.
R. Wilson	25	18	206	0/0	2	37	0	123.1		P. Manning	49	34	280	1/1	1	23	2	73.5		P. Manning	49	34	280	1/1	1	23	2	73.5
T. Jackson	1	0	0	0/0	0	0	0	39.6		TOTAL	49	34	280	1/1	1	23	2	73.5		TOTAL	49	34	280	1/1	1	23	2	73.5
TOTAL	26	18	206	0/0	2	37	0	118.4		TOTAL	49	34	280	1/1	1	23	2	73.5		TOTAL	49	34	280	1/1	1	23	2	73.5
PASS RECEIVING										PASS RECEIVING																		
NO	YDS	AVG	LG	TD	PASS RECEIVING	NO	YDS	AVG	LG	TD	PASS RECEIVING	NO	YDS	AVG	LG	TD												
D. Baldwin	5	66	13.2	37	1	D. Thomas	13	118	9.1	23	1	D. Baldwin	5	66	13.2	37	1											
J. Kearse	4	65	16.3	24	1	W. Welker	8	84	10.5	22	0	J. Kearse	4	65	16.3	24	1											
G. Tate	3	17	5.7	9	0	J. Thomas	4	27	6.8	11	0	G. Tate	3	17	5.7	9	0											
L. Willson	2	17	8.5	12	0	K. Moreno	3	20	6.7	7	0	L. Willson	2	17	8.5	12	0											
R. Lockette	1	19	19.0	19	0	J. Tamme	2	9	4.5	11	0	R. Lockette	1	19	19.0	19	0											
Z. Miller	1	10	10.0	10	0	M. Ball	2	2	1.0	1	0	Z. Miller	1	10	10.0	10	0											
M. Robinson	1	7	7.0	7	0	C. Anderson	1	14	14.0	14	0	M. Robinson	1	7	7.0	7	0											
P. Harvin	1	5	5.0	5	0	E. Decker	1	6	6.0	6	0	P. Harvin	1	5	5.0	5	0											
TOTAL	18	206	11.4	37	2	TOTAL	34	280	8.2	23	1	TOTAL	18	206	11.4	37	2											
INTERCEPTIONS										INTERCEPTIONS																		
NO	YDS	AVG	LG	TD	INTERCEPTIONS	NO	YDS	AVG	LG	TD	INTERCEPTIONS	NO	YDS	AVG	LG	TD												
M. Smith	1	69	69.0	69	1	M. Smith	1	69	69.0	69	1	M. Smith	1	69	69.0	69	1											
K. Chancellor	1	2	2.0	2	0	K. Chancellor	1	2	2.0	2	0	K. Chancellor	1	2	2.0	2	0											
TOTAL	2	71	35.5	69	1	TOTAL	0	0	0.0	—	0	TOTAL	2	71	35.5	69	1											
PUNTING										PUNTING																		
NO	YDS	AVG	NET	TB	IN20	LG	PUNTING	NO	YDS	AVG	NET	TB	IN20	LG	PUNTING	NO	YDS	AVG	NET	TB	IN20	LG						
J. Ryan	1	45	45.0	36.0	0	45	B. Colquitt	2	60	30.0	30.0	0	1	31	J. Ryan	1	45	45.0	36.0	0	45							
TOTAL	1	45	45.0	36.0	0	45	TOTAL	2	60	30.0	30.0	0	1	31	TOTAL	1	45	45.0	36.0	0	45							
PUNT RETURNS										PUNT RETURNS																		
NO	YDS	AVG	FC	LG	TD	PUNT RETURNS	NO	YDS	AVG	FC	LG	TD	PUNT RETURNS	NO	YDS	AVG	FC	LG	TD									
G. Tate	0	0	0.0	2	0	0	E. Decker	1	9	9.0	0	9	0	G. Tate	0	0	0.0	2	0	0								
RETURNS	0	0	0.0	2	—	0	RETURNS	1	9	9.0	0	9	0	RETURNS	0	0	0.0	2	—	0								
KICKOFF RETURNS										KICKOFF RETURNS																		
NO	YDS	AVG	FC	LG	TD	KICKOFF RETURNS	NO	YDS	AVG	FC	LG	TD	KICKOFF RETURNS	NO	YDS	AVG	FC	LG	TD									
P. Harvin	1	87	87.0	0	87	1	T. Holliday	5	105	21.0	0	32	0	P. Harvin	1	87	87.0	0	87	1								
G. Tate	1	20	20.0	0	20	0	[TOUCHBACK]	3	0	0.0	0	0	G. Tate	1	20	20.0	0	20	0									
RETURNS	2	107	53.5	0	87	1	RETURNS	5	105	21.0	0	32	0	RETURNS	2	107	53.5	0	87	1								
Baltimore Ravens										Denver Broncos																		
Fumbles	Fum	Lost	Rec.	Yds	TD	Opp.	Fumbles	Fum	Lost	Rec.	Yds	TD	Opp.	Fumbles	Fum	Lost	Rec.	Yds	TD	Opp.								
C. Clemons	0	0	0	0	0	2	0	0	0	0	0	0	0	K. Moreno	1	0	1	0	0	0	0							
B. Maxwell	0	0	0	0	0	1	0	0	0	0	0	0	0	P. Manning	1	0	1	0	0	0	0							
C. McDonald	0	0	0	0	0	0	1	0	0	0	0	0	0	D. Thomas	1	0	1	0	0	0	0							
M. Smith	0	0	0	0	0	1	7	0	0	0	0	0	0	M. Ramirez	1	0	0	-14	0	0	0							
TOTAL	0	0	0	0	0	3	2	7	0	0	0	0	0	TOTAL	4	2	2	-14	0	0	0							

FINAL TEAM STATISTICS

SEAHAWKS										BRONCOS											
TOTAL FIRST DOWNS	17					18					FGs - PATs Had Blocked	0-0					0-0				
By Rushing	6					2					Net Punting Average	36.0					30.0				
By Passing	10					13					TOTAL RETURN YARDAGE (Not Including Kickoffs)	71					9				
By Penalty	1					3					No. and Yards Punt Returns	0-1					1-9				
THIRD DOWN EFFICIENCY	7-12-58%					6-13-46%					No. and Yards Kickoff Returns	2-107					5-105				
FOURTH DOWN EFFICIENCY	0-2-0%					0-3-0%					No. and Yards Interception Returns	2-71					0-0				
TOTAL NET YARDS	341					306					PENALTIES Number and Yards	10-104					5-44				
Total Offensive Plays (inc. times thrown passing)	55					64					FUMBLES Number and Lost	0-0					4-2				
Average gain per offensive play	6.2					4.8					TOUCHDOWNS	5					1				
NET YARDS RUSHING	135					27					Rushing	1					0				
Total Rushing Plays	29					14					Passing	2					1				
Average gain per rushing play	4.7					1.9					Interceptions	1					0				
Tackles for a loss-number and yards	3-3					3-7					Kickoff Returns	1					0				
NET YARDS PASSING	206					279					EXTRA POINTS Made-Attempts	5-5					1-1				
Times thrown - yards lost attempting to pass	0-0					1-1					Kicking Made-Attempts	5-5					0-0				
Gross yards passing	206					280					Rushing Made-Attempts	0-0					1-1				
PASS ATTEMPTS-COMPLETIONS-HAD INTERCEPTED	26-18-0					49-34-2					FIELD GOALS Made-Attempts	2-2					0-0				
Avg gain per pass play (inc. # thrown passing)	7.9					5.6					RED ZONE EFFICIENCY	2-4-50%					1-2-50%				
KICKOFFS Number-In End Zone-Touchbacks	8-6-3					3-0-0					GOAL TO GO EFFICIENCY	2-3-67%					0-0-0%				
PUNTS Number and Average	1-45.0					2-30.0					SAFETIES	1					0				
Had Blocked	0					0					FINAL SCORE	43					8				
											TIME OF POSSESSION	31:53					28:07				

BRONCOS DEFENSIVE STATISTICS

(based on coaches' film review)

PLAYER	UT	A	TT	S-YDS	I-YDS	PD	FF	FR	PLAYER	UT	A	TT	S-YDS	I-YDS	PD	FF	FR
D. Trevathan	7	5	12	0-0	0-0	0	0	0	W. Woodyard	1	2	3	0-0	0-0	0	0	0
D. Ihenacho	5	4	9	0-0	0-0	0	0	0	S. Williams	2	0	2	0-0	0-0	0	0	0
M. Adams	6	0	6	0-0	0-0	0	0	0	P. Lenon	2	0	2	0-0	0-0	0	0	0
M. Jackson	4	1	5	0-0	0-0	1	0	0	M. Unrein	1	1	2	0-0	0-0	0	0	0
T. Knighton	4	1	5	0-0	0-0	0	0	0	D. Rodgers-Cromartie	1	0	1	0-0	0-0	0	0	0
C. Bailey	4	0	4	0-0	0-0	0	0	0	R. Carter	1	0	1	0-0	0-0	0	0	0
S. Phillips	1	3	4	0-0	0-0	0	0	0	T. Ayers	1	0	1	0-0	0-0	0	0	0
J. Mincey	0	4	4	0-0	0-0	0	0	0	R. Carter	1	0	1	0-0	0-0	0	0	0
N. Irving	3	0	3	0-0	0-0	1	0	0	TEAM TOTALS	43	21	64	0-0	0-0	2	0	0
J. Mincey	2	0	2	1-8	0-0	0	0	0									



Denver 26, New England 16

Sunday, Jan. 19, 2014 • 1:06 p.m. MST • Sports Authority Field at Mile High • Denver

WEATHER: Sunny, 63°, Wind W 9 mph • **TIME:** 2:57 • **ATTENDANCE:** 77,110

2013 AFC Championship Game

The Denver Broncos won their seventh AFC Championship with a 26-16 victory over the New England Patriots to position themselves for a matchup with the Seattle Seahawks in Super Bowl XLVIII in New York-New Jersey.

Denver was led early by a dominant defensive effort as the Patriots offense was forced to punt on each of their first three possessions of the game.

The Broncos put the first points on the board as kicker Matt Prater connected on a 27-yard field goal in the first quarter.

On Denver's first series of the second frame, the offense manufactured a 15-play, 93-yard scoring drive by relying on the running game. Running backs Knowshon Moreno and Montee Ball combined for 58 yards on eight carries (7.25 avg.). The drive concluded with a 1-yard touchdown reception by tight end Jacob Tamme.

New England scored their first points of the game when kicker Stephen Gostkowski made a 47-yard attempt with 2:54 left in the second quarter.

Denver was able to add a late second quarter field goal and enter halftime with a 13-3 lead.

Quarterback Peyton Manning (32-of-43 passing for 400 yds., 2 TDs, 0 INT) led the Broncos on a 13-play, 80-yard scoring drive to open the second half. Manning completed 6-of-7 passes on the series for 53 yards, which concluded with a 3-yard touchdown reception by wide receiver Demaryius Thomas (7 rec. for 134 yds., 1 TD).

Prater made his third field goal of the game early in the fourth quarter to increase the Broncos' lead to 23-3.

On the ensuing series, Patriots quarterback Tom Brady (24-of-38 passing for 277 yds., 1 TD, 0 INT) led New England's offense on a 9-play drive in which he completed 6-of-9 passes for 80 yards and a 7-yard touchdown pass to wide receiver Julian Edelman (10 rec. for 89 yds., 1 TD).

After Prater became the first Broncos' kicker in team history to make four field goals in a playoff game, Brady again led the Patriots on a scoring series. New England executed another 80-yard touchdown drive that resulted in a 5-yard run by Brady to cut the deficit to 26-16 with 3:06 left in the game. The Patriots would fail to convert on a two-point conversion attempt.

Gostkowski attempted a squib kick and wide receiver Eric Decker caught the ball to give Denver possession.

Denver would convert two first downs to drain the clock and preserve the 26-16 win over the Patriots to send the Broncos to their seventh Super Bowl.

OFFICIALS

Referee — Tony Corrente (99); **Umpire** — Paul King (121); **Head Linesman** — Kent Payne (79); **Line Judge** — John Hussey (35); **Side Judge** — Tom Hill (97); **Field Judge** — Craig Wrolstad (4); **Back Judge** — Greg Wilson (119); **Replay** — Carl Madsen.

DENVER BRONCOS

OFFENSE		DEFENSE	
WR 88	D. Thomas	LDE 97	M. Jackson
LT 75	C. Clark	DT 92	S. Williams
LG 68	Z. Beadles	NT 94	T. Knighton
C 66	M. Ramirez	RDE 90	S. Phillips
RG 65	L. Vasquez	SLB 56	N. Irving
RT 74	O. Franklin	MLB 51	P. Lenon
TE 80	J. Thomas	WLB 59	D. Trevathan
WR 87	E. Decker	LCB 24	C. Bailey
WR 83	W. Welker	RCB 45	D. Rodgers-Cromartie
QB 18	P. Manning	SS 33	D. Ihenacho
RB 27	K. Moreno	FS 20	M. Adams

BRONCOS SUBSTITUTIONS: P 4 B.Colquitt, K 5 M.Prater, WR 11 T.Holliday, WR 12 A.Caldwell, CB 23 Q.Jammer, RB 28 M.Ball, S 29 M.Huff, S 30 D.Bruton, S 31 O.Bolden, CB 32 T.Carter, CB 36 K.Webster, LS 46 A.Brewer, LB 52 W.Woodyard, LB 53 S.Johnson, LB 54 B.Marshall, DE 57 J.Mincey, C 60 S.Vallos, T 77 W.Justice, TE 84 J.Tamme, TE 85 V.Green, DE 91 R.Ayers, DT 96 M.Unrein.
DID NOT PLAY: QB 17 B.Osweller, RB 22 C.Anderson. **INACTIVE:** QB 2 Z.Dysert, RB 21 R.Hillman, CB 34 M.Cole, T 70 V.Painter, G 73 C.Kuper, TE 81 J.Dressen, DT 98 S.Fua.

NEW ENGLAND PATRIOTS

OFFENSE		DEFENSE	
WR 80	D. Amendola	LE 50	R. Ninkovich
LT 77	N. Solder	DT 71	S. Siliga
LG 70	L. Mankins	DT 94	Chr. Jones
C 62	R. Wendell	RE 95	Cha. Jones
RG 63	D. Connolly	LB 91	J. Collins
RT 61	M. Cannon	CB 25	K. Arrington
TE 47	M. Hoomanawanui	LB 54	D. Hightower
WR 11	J. Edelman	LCB 31	A. Talib
QB 12	T. Brady	RCB 37	A. Dennard
RB 46	J. Develin	S 28	S. Gregory
RB 34	S. Vereen	S 32	D. McCourty

PATRIOTS SUBSTITUTIONS: K 3 S.Gostkowski, P 6 R.Allen, WR 10 A.Collie, WR 17 A.Dobson, WR 18 M.Slater, RB 22 S.Ridley, CB 26 L.Ryan, DB 27 T.Wilson, RB 29 L.Blount, DB 30 D.Harmon, S 36 K.Davis, RB 38 B.Bolden, DB 43 N.Ebner, LS 48 D.Aiken, LB 52 D.Fletcher, LB 53 J.Davis, LB 59 C.White, DT 72 J.Vellano, OL 74 W.Svitke, TE 88 M.Mulligan, DE 96 A.Carter, DL 99 M.Buchanan.
DID NOT PLAY: QB 15 R.Mallett, OL 67 J.Kline. **INACTIVE:** DB 41 J.Green, TE 45 D.Williams, LB 58 S.Beauharnais, OL 64 C.Barker, WR 85 K.Thompkins, DT 90 I.Sopoaga, DE 92 J.Bequette.

		1	2	3	4	OT	TOTAL	FIELD GOALS (made () & missed)	
VISITOR	New England Patriots	0	3	0	13	0	16	S. Gostkowski (47)	
HOME	Denver Broncos	3	10	7	6	0	26	M. Prater (27) (35) (19) (54)	

Team	Qtr	Clock Time	PLAY DESCRIPTION (Extra Point) (Drive Info)	SCORE	
				Visitor	Home
BRONCOS	1	3:43	M. Prater 27 yd. Field Goal (10-73, 4:07)	0	3
BRONCOS	2	7:50	J. Tamme 1 yd. pass from P. Manning (M. Prater kick) (15-93, 7:01)	0	10
PATRIOTS	2	2:54	S. Gostkowski 47 yd. Field Goal (9-51, 4:56)	3	10
BRONCOS	2	0:25	M. Prater 35 yd. Field Goal (8-63, 2:29)	3	13
BRONCOS	3	7:52	D. Thomas 3 yd. pass from P. Manning (M. Prater kick) (13-80, 7:08)	3	20
BRONCOS	4	12:02	M. Prater 19 yd. Field Goal (9-60, 5:23)	3	23
PATRIOTS	4	9:26	J. Edelman 7 yd. pass from T. Brady (S. Gostkowski kick) (9-80, 2:36)	10	23
BRONCOS	4	7:00	M. Prater 54 yd. Field Goal (6-39, 2:26)	10	26
PATRIOTS	4	3:07	T. Brady 5 yd. run (run failed) (10-80, 3:53)	16	26

FINAL INDIVIDUAL STATISTICS

New England Patriots										Denver Broncos											
RUSHING	ATT	YDS	AVG	LG	TD	RUSHING	ATT	YDS	AVG	LG	TD										
S. Vereen	4	34	8.5	11	0	K. Moreno	14	59	4.2	28	0										
S. Ridley	5	17	3.4	8	0	M. Ball	12	43	3.6	9	0										
T. Brady	2	7	3.5	5	1	V. Green	1	6	6.0	6	0										
L. Blount	5	6	1.2	3	0	P. Manning	1	-1	-1.0	-1	0										
TOTAL	16	64	4.0	11	1	TOTAL	28	107	3.8	28	0										
PASSING										PASSING											
	ATT	CMP	YDS	TD	LG	IN	Rtg.														
T. Brady	38	24	277	2/21	1	27	0	93.9													
TOTAL	38	24	277	2/21	1	27	0	93.9													
PASS RECEIVING										PASS RECEIVING											
	NO	YDS	AVG	LG	TD																
J. Edelman	10	89	8.9	18	1																
S. Vereen	5	59	11.8	24	0																
A. Collie	4	57	14.3	20	0																
A. Dobson	2	33	16.5	27	0																
M. Hoomanawanui	2	33	16.5	18	0																
M. Mulligan	1	6	6.0	6	0																
TOTAL	24	277	11.5	27	1																
INTERCEPTIONS										INTERCEPTIONS											
	NO	YDS	AVG	LG	TD																
TOTAL	0	0	0.0	0	0																
PUNTING										PUNTING											
	NO	YDS	AVG	NET	TB	IN20	LG														
R. Allen	3	147	49.0	49.0	0	3	60														
TOTAL	3	147	49.0	49.0	0	3	60														
PUNT RETURNS										PUNT RETURNS											
	NO	YDS	AVG	FC	LG	TD															
[TOUCHBACK]	1	0	0.0	0	0	0															
RETURNS	0	0	0.0	0	—	0															
KICKOFF RETURNS										KICKOFF RETURNS											
	NO	YDS	AVG	FC	LG	TD															
[TOUCHBACK]	7	0	0.0	0	0	0															
RETURNS	0	0	0.0	0	—	0															
Baltimore Ravens	Own	Opp.	Out	Denver Broncos																	
FUMBLES	Fum	Lost	Rec.	Yds	TD	FF	Rec.	Yds	TD	Bnds	FUMBLES	Fum	Lost	Rec.	Yds	TD	FF	Rec.	Yds	TD	Bnds
TOTAL	0	0	0	0	0	0	0	0	0	0	TOTAL	0	0	0	0	0	0	0	0	0	0

FINAL TEAM STATISTICS

	PATRIOTS	BRONCOS	PATRIOTS	BRONCOS
TOTAL FIRST DOWNS	19	27	0-0	0-0
By Rushing	4	5	49.0	28.0
By Passing	15	21	0	0
By Penalty	0	1	0-0	0-0
THIRD DOWN EFFICIENCY	6-12-50%	7-13-54%	0-0	1-4
FOURTH DOWN EFFICIENCY	1-2-50%	1-1-100%	0-0	0-0
TOTAL NET YARDS	320	507	2-15	4-34
Total Offensive Plays (inc. times thrown passing)	56	71	0-0	0-0
Average gain per offensive play	5.7	7.1	2	2
NET YARDS RUSHING	64	107	1	0
Total Rushing Plays	16	28	1	2
Average gain per rushing play	4.0	3.8	1-1	2-2
Tackles for a loss-number and yards	1-1	2-6	0-1	0-0
NET YARDS PASSING	256	400	1-1	4-4
Times thrown - yards lost attempting to pass	2-21	0-0	2-3-67%	2-6-33%
Gross yards passing	277	400	1-1-100%	2-4-50%
PASS ATTEMPTS-COMPLETIONS-HAD INTERCEPTED	38-24-0	43-32-0	0	0
Avg gain per pass play (inc. # thrown passing)	6.4	9.3	16	26
KICKOFFS Number-In End Zone-Touchbacks	4-2-2	7-7-7	24:16	35:44
PUNTS Number and Average	3-49.0	1-48.0		
Had Blocked	0	0		
FGs - PATs Had Blocked			0-0	0-0
Net Punting Average			49.0	28.0
TOTAL RETURN YARDAGE (Not Including Kickoffs)	0	0	0	0
No. and Yards Punt Returns	0	0	0-0	0-0
No. and Yards Kickoff Returns	0	0	0-0	1-4
No. and Yards Interception Returns	0	0	0-0	0-0
PENALTIES Number and Yards	2-15	4-34		
FUMBLES Number and Lost	0-0	0-0		
TOUCHDOWNS	2	2		
Rushing	1	0		
Passing	1	2		
EXTRA POINTS Made-Attempts	1-2	1-2		
Kicking Made-Attempts	1-1	2-2		
Rushing Made-Attempts	0-1	0-0		
FIELD GOALS Made-Attempts	1-1	1-1		
RED ZONE EFFICIENCY			2-3-67%	2-6-33%
GOAL TO GO EFFICIENCY			1-1-100%	2-4-50%
SAFETIES	0	0		
FINAL SCORE	16	26		
TIME OF POSSESSION	24:16	35:44		

BRONCOS DEFENSIVE STATISTICS

(based on coaches' film review)

PLAYER	UT	A	TT	S-YDS	I-YDS	PD	FF	FR	PLAYER	UT	A	TT	S-YDS	I-YDS	PD	FF	FR
D. Trevathan	8	0	8	0-0	0-0	0	0	0	W. Woodyard	2	0	2	0-0	0-0	0	0	0
D. Ihenacho	4	1	5	0-0	0-0	0	0	0	S. Phillips	2	0	2	0-0	0-0	0	0	0
T. Knighton	4	0	4	1-10	0-0	0	0	0	R. Ayers	1	0	1	1-11	0-0	0	0	0
M. Adams	4	0	4	0-0	0-0	1	0	0	P. Lenon	1	0	1	0-0	0-0	0	0	0
T. Carter	3	1	4	0-0	0-0	2	0	0	D. Bruton	1	0	1	0-0	0-0	0	0	0
C. Rodgers-Cromarie	3	0	3	0-0	0-0	1	0	0	M. Huff	1	0	1	0-0	0-0	0	0	0
C. Bailey	3	0	3	0-0	0-0	0	0	0	M. Jackson	0	0	0	0-0	0-0	1	0	0
N. Irving	2	0	2	0-0	0-0	0	0	0	TEAM TOTALS	39	2	41	2-21	0-0	5	0	0
J. Mincey	2	0	2	1-8	0-0	0	0	0									



Denver 24, San Diego 17

Sunday, Jan. 12, 2014 • 2:40 p.m. MST • Sports Authority Field at Mile High • Denver

WEATHER: PARTLY CLOUDY, 41°, WIND NW 17 MPH • TIME: 3:13 • ATTENDANCE: 76,969

2013 AFC Divisional Playoff Game

The Denver Broncos defeated their AFC West rival San Diego Chargers 24-17 in the divisional round on a windy afternoon at Sports Authority Field at Mile High.

Denver's defense shut out the Chargers through three quarters and held on through the final frame to help the Broncos advance to their ninth-ever AFC Championship Game.

After forcing the Chargers to punt on the opening series of the game, quarterback Peyton Manning led the Broncos offense on a 14-play, 86-yard drive that culminated in a 2-yard touchdown reception by wide receiver Demaryius Thomas (8 rec. for 54 yds., 1 TD) to give Denver the early lead.

San Diego recovered a fumble by tight end Julius Thomas in the second quarter but kicker Nick Novak missed a 53-yard field goal attempt.

Denver was able to take advantage of the good field position as Manning completed a 3-yard touchdown pass to wide receiver Wes Welker on its ensuing possession.

The Broncos were able to move the ball deep into San Diego territory at the end of the half, but Manning was intercepted in the end zone and the Broncos entered halftime with a 14-0 lead.

On the opening drive of the third quarter, Manning (25-of-36 passing for 230 yds., 2 TDs, 1 INT) completed 5-of-7 passes for 36 yards and kicker Matt Prater made a 45-yard field goal attempt.

The Broncos defense remained stout throughout the third quarter before quarterback Philip Rivers (18-of-27 passing for 217 yds., 2 TDs, 0 INT) completed a 16-yard touchdown pass to rookie wide receiver Keenan Allen with 12:59 left in the final frame.

Denver's offense conducted its own scoring drive on the next series as running back Knowshon Moreno scampered for a 3-yard touchdown run to increase the Broncos' lead to 24-7.

On San Diego's next possession, Rivers and Allen (6 rec. for 142 yds., 2 TDs) connected again on a 16-yard touchdown pass. The Chargers attempted an onside kick and cornerback Richard Marshall recovered the ball after it deflected off of Broncos wide receiver Eric Decker.

San Diego's opportunistic offense, led by Rivers, orchestrated an 8-play, 48-yard drive that resulted in a 30-yard field goal by Novak to reduce Denver's lead to 24-17.

After a Chargers' squib kick, the Broncos gained possession of the ball with 5:40 left in the game. Denver would convert three critical third downs, including a 21-yard pass from Manning to Julius Thomas (6 rec. for 76 yds, 0 TDs) on 3rd down and 17, to preserve the win.

OFFICIALS

Referee — Clete Blakeman (34); **Umpire** — Fred Bryan (11); **Head Linesman** — Jim Mello (48); **Line Judge** — Jeff Seeman (45); **Side Judge** — Dave Wyatt (16); **Field Judge** — Bob Waggoner (25); **Back Judge** — Dino Paganelli (105); **Replay** — Mark Burns.

DENVER BRONCOS

OFFENSE		DEFENSE	
WR 88	D. Thomas	LDE 97	M. Jackson
LT 75	C. Clark	DT 92	S. Williams
LG 68	Z. Beadles	NT 94	T. Knighton
C 66	M. Ramirez	RDE 90	S. Phillips
RG 65	L. Vasquez	SLB 56	N. Irving
RT 74	O. Franklin	MLB 51	P. Lenon
TE 80	J. Thomas	WLB 59	D. Trevathian
WR 87	E. Decker	LCB 25	C. Harris Jr.
WR 83	W. Welker	RCB 45	D. Rodgers-Cromartie
QB 18	P. Manning	SS 33	D. Ihenacho
RB 27	K. Moreno	FS 20	M. Adams

BRONCOS SUBSTITUTIONS: P 4 B.Colquitt, K 5 M.Prater, WR 11 T.Holliday, WR 12 A.Caldwell, CB 23 Q.Jammer, CB 24 C.Bailey, RB 28 M.Ball, S 29 M.Huff, S 30 D.Bruton, S 31 O.Bolden, CB 36 K.Webster, LS 46 A.Brewer, LB 52 W.Woodyard, LB 53 S.Johnson, LB 54 B.Marshall, DE 57 J.Mincey, C 60 S.Vallos, TE 84 J.Tamme, TE 85 V.Green, DE 91 R.Ayers, DT 96 M.Unrein. **DID NOT PLAY:** QB 17 B.Osweller, RB 22 C.Anderson, T 77 W.Justice. **INACTIVE:** QB 2 Z.Dysett, RB 21 R.Hillman, CB 32 T.Carter, G 73 C.Kuper, TE 81 J.Dreessen, DE 95 D.Wolfe, DT 98 S.Fua.

SAN DIEGO CHARGERS

OFFENSE		DEFENSE	
TE 89	L. Green	RE 94	C. Liuget
WR 13	K. Allen	LE 91	K. Reyes
LT 77	K. Dunlap	OLB 54	M. Ingram
LG 78	C. Rinehart	ILB 50	M. Te'o
C 61	N. Hardwick	ILB 56	D. Butler
RG 63	J. Troutman	OLB 96	J. Johnson
RT 76	D. Fluker	LCB 31	R. Marshall
TE 85	A. Gates	RCB 29	S. Wright
WR 11	E. Royal	SS 38	M. Gilchrist
QB 17	P. Rivers	FS 37	J. Aldae
RB 24	R. Mathews	FS 32	E. Weddle

CHARGERS SUBSTITUTIONS: P 5 M.Scifres, K 9 N.Novak, WR 16 S.Ajrotutu, CB 20 C.Butler, CB 22 D.Cox, RB 23 R.Brown, S 25 D.Stuckey, FB 33 L.McClain, RB 39 D.Woodhead, LS 47 M.Windt, ILB 52 R. Walker, OLB 58 T.Williams, ILB 59 A.Gachkar, G-T 70 S.Schilling, DE 71 L.Guy, C-G 74 R.Ohrnberger, TE 81 J.Birne, WR 86 V.Brown, OLB 90 T.Keiser, DT 92 C.Thomas, ILB 97 B.Byrd. **DID NOT PLAY:** QB 6 C.Whitehurst, T 69 W.Smith, DT 95 K.Gaethers. **INACTIVE:** QB 4 B.Sorensen, WR-KR 10 L.Hawkins, SS 28 B.Taylor, CB 35 M.Cromartie, G-T 66 J.Clary, T 72 K.Wiggins, DE 98 S.Lissemore.

		1	2	3	4	OT	TOTAL	FIELD GOALS (made () & missed)	
VISITOR	San Diego Chargers	0	0	0	17	0	17	N. Novak	53WL (30)
HOME	Denver Broncos	7	7	3	7	0	24	M. Prater	(45) 47WL

Team	Qtr	Clock Time	PLAY DESCRIPTION (Extra Point) (Drive Info)	SCORE	
				Visitor	Home
BRONCOS	1	2:25	D. Thomas 2 yd. pass from P. Manning (M. Prater kick) (14-86, 7:01)	0	7
BRONCOS	2	6:00	W. Welker 3 yd. pass from P. Manning (M. Prater kick) (9-57, 5:13)	0	14
BRONCOS	3	9:35	M. Prater 45 yd. Field Goal (12-37, 5:25)	0	17
CHARGERS	4	12:59	K. Allen 16 yd. pass from P. Rivers (N. Novak kick) (6-63, 3:08)	7	17
BRONCOS	4	8:12	K. Moreno 3 yd. run (M. Prater kick) (9-81, 4:47)	7	24
CHARGERS	4	5:43	K. Allen 16 yd. pass from P. Rivers (N. Novak kick) (7-80, 2:29)	14	24
CHARGERS	4	3:53	N. Novak 30 yd. Field Goal (8-48, 1:50)	17	24

FINAL INDIVIDUAL STATISTICS

San Diego Chargers										Denver Broncos											
RUSHING	ATT	YDS	AVG	LG	TD	RUSHING	ATT	YDS	AVG	LG	TD										
D. Woodhead	9	29	3.2	8	0	K. Moreno	23	82	3.6	14	1										
R. Mathews	5	26	5.2	16	0	M. Ball	10	52	5.2	9	0										
P. Rivers	3	10	3.3	6	0	P. Manning	1	-1	-1.0	-1	0										
R. Brown	1	0	0.0	0	0																
TOTAL	18	65	3.6	16	0	TOTAL	34	133	3.9	14	1										
PASSING	ATT	CMP	YDS	TKD/	YD	TD	LG	IN	Rtg.	PASSING	ATT	CMP	YDS	TKD/	YD	TD	LG	IN	Rtg.		
P. Rivers	27	18	217	4/23	2	49	0	115.8		P. Manning	36	25	230	0/0	2	21	1	93.5			
TOTAL	27	18	217	4/23	2	49	0	115.8		TOTAL	36	25	230	0/0	2	21	1	93.5			
PASS RECEIVING	NO	YDS	AVG	LG	TD	PASS RECEIVING	NO	YDS	AVG	LG	TD										
K. Allen	6	142	23.7	49	2	D. Thomas	8	54	6.8	9	1										
R. Brown	4	18	4.5	5	0	J. Thomas	6	76	12.7	21	0										
D. Woodhead	3	10	3.3	7	0	W. Welker	6	38	6.3	8	1										
A. Gates	2	10	5.0	5	0	E. Decker	2	32	16.0	19	0										
L. Green	2	7	3.5	5	0	A. Caldwell	1	15	15.0	15	0										
E. Royal	1	30	30.0	30	0	K. Moreno	1	12	12.0	12	0										
						V. Green	1	3	3.0	3	0										
TOTAL	18	217	12.1	49	2	TOTAL	25	230	9.2	21	2										
INTERCEPTIONS	NO	YDS	AVG	LG	TD	INTERCEPTIONS	NO	YDS	AVG	LG	TD										
D. Butler	1	0	0.0	0	0																
TOTAL	1	0	0.0	0	0	TOTAL	0	0	0.0	—	0										
PUNTING	NO	YDS	AVG	NET	TB	IN20	LG	PUNTING	NO	YDS	AVG	NET	TB	IN20	LG						
M. Scifres	4	207	51.8	30.3	1	1	62														
TOTAL	4	207	51.8	30.3	1	1	62	TOTAL	0	0	0.0	0.0	0	0	—						
PUNT RETURNS	NO	YDS	AVG	FC	LG	TD	PUNT RETURNS	NO	YDS	AVG	FC	LG	TD								
							E. Decker	3	66	22.0	0	47	0								
							[TOUCHBACK]	1	0	0.0	0	0	0								
RETURNS	0	0	0.0	0	—	0	RETURNS	3	66	22.0	0	47	0								
KICKOFF RETURNS	NO	YDS	AVG	FC	LG	TD	KICKOFF RETURNS	NO	YDS	AVG	FC	LG	TD								
[TOUCHBACK]	5	0	0.0	0	0	0	T. Holliday	3	77	25.7	0	37	0								
RETURNS	0	0	0.0	0	—	0	RETURNS	3	77	25.7	0	37	0								
Baltimore Ravens	Own	Opp.	Out	Denver Broncos	Own	Opp.	Out														
FUMBLES	Fum	Lost	Rec.	Yds	TD	FF	Rec.	Yds	TD	Bnds	Fumbles	Fum	Lost	Rec.	Yds	TD	FF	Rec.	Yds	TD	Bnds
J. Addae	0	0	0	0	0	1	0	0	0	0	J. Thomas	1	1	0	0	0	0	0	0	0	0
R. Marshall	0	0	0	0	0	1	1	0	0	0	TOTAL	1	1	0	0	0	0	0	0	0	0
TOTAL	0	0	0	0	0	1	1	0	0	0											

FINAL TEAM STATISTICS

		CHARGERS			BRONCOS					CHARGERS			BRONCOS		
TOTAL FIRST DOWNS		13			26			FGs - PATs Had Blocked		0-0			0-0		
By Rushing		1			13			Net Punting Average		30.3			0.0		
By Passing		10			11			TOTAL RETURN YARDAGE (Not Including Kickoffs)		0			66		
By Penalty		2			2			No. and Yards Punt Returns		0-0			3-66		
THIRD DOWN EFFICIENCY		4-12-33%			9-13-69%			No. and Yards Kickoff Returns		0-0			3-77		
FOURTH DOWN EFFICIENCY		1-1-100%			0-0-0%			No. and Yards Interception Returns		1-0			0-0		
TOTAL NET YARDS		259			363			PENALTIES Number and Yards		8-63			6-50		
Total Offensive Plays (inc. times thrown passing)		49			70			FUMBLES Number and Lost		0-0			1-1		
Average gain per offensive play		5.3			5.2			TOUCHDOWNS		2			3		
NET YARDS RUSHING		65			133			Rushing		0			1		
Total Rushing Plays		18			34			Passing		2			2		
Average gain per rushing play		3.6			3.9			EXTRA POINTS Made-Attempts		2-2			3-3		
Tackles for a loss-number and yards		0-0			2-3			Kicking Made-Attempts		2-2			3-3		
NET YARDS PASSING		194			230			FIELD GOALS Made-Attempts		1-2			1-2		
Times thrown - yards lost attempting to pass		4-23			0-0			RED ZONE EFFICIENCY		2.3-67%			3.4-75%		
Gross yards passing		217			230			GOAL TO GO EFFICIENCY		0-0-0%			3.4-75%		
PASS ATTEMPTS-COMPLETIONS-HAD INTERCEPTED		27-18-0			36-25-1			SAFETIES		17			24		
Avg gain per pass play (inc. # thrown passing)		6.3			6.4			FINAL SCORE		17			20		
KICKOFFS Number-In End Zone-Touchbacks		4-2-0			5-5-5			TIME OF POSSESSION		24:33			35:27		
PUNTS Number and Average		4-51.8			0-0										
Had Blocked		0			0										

BRONCOS DEFENSIVE STATISTICS

(based on coaches' film review)

PLAYER	UT	A	TT	S-YDS	I-YDS	PD	FF	FR	PLAYER	UT	A	TT	S-YDS	I-YDS	PD	FF	FR
D. Rodgers-Cromartie	4	0	4	0-0	0-0	3	0	0	C. Harris Jr.	2	0	2	0-0	0-0	1	0	0
C. Bailey	4	0	4	0-0	0-0	0	0	0	M. Adams	2	0	2	0-0	0-0	0	0	0
D. Trevathan	3	1	4	0-0	0-0	0	0	0	W. Woodyard	1	1	2	0-0	0-0	0	0	0
Q. Jammer	3	1	4	0-0	0-0	0	0	0	R. Ayers	1	1	2	0-0	0-0	0	0	0
M. Jackson	3	0	3	1-5	0-0	0	0	0	P. Lenon	1	0	1	0-0	0-0	0	0	0
N. Irving	3	0	3	0-0	0-0	0	0	0	D. Ihenacho	1	0	1	0-0	0-0	0	0	0
T. Knighton	2	1	3	0-0	0-0	0	0	0	S. Williams	0	1	1	0-0	0-0	0	0	0
S. Phillips	2	0	2	2-10	0-0	0	0	0	TEAM TOTALS	34	6	40	4-23	0-0	4	0	0



Baltimore 38, Denver 35 OT

Saturday, Jan. 12, 2013 • 2:36 p.m. MST • Sports Authority Field at Mile High • Denver

WEATHER: Partly Cloudy, 13°. Wind E 8 mph • TIME: 4:11 • ATTENDANCE: 76,732

2012 AFC Divisional Playoff Game

The No. 1-seed Denver Broncos played the fourth-longest game in NFL history, eventually falling to the No. 4-seed Baltimore Ravens 38-35 in the second overtime in front of 76,732 fans at Sports Authority Field at Mile High.

Despite a temperature of 13 degrees at kickoff, marking the coldest postseason game in Broncos history, the teams combined for 877 yards and 73 points in the thriller.

Special teams played a key role for the Broncos early on as midseason acquisition Trindon Holliday returned his first punt 90 yards for a touchdown to give Denver an early 7-0 advantage.

Baltimore answered quickly, as quarterback Joe Flacco hit wide receiver Torrey Smith for a 59-yard scoring pass to knot the score at seven apiece.

The Ravens' momentum continued on Denver's next drive, when cornerback Corey Graham caught a deflected pass and took the interception 39 yards for a touchdown and a 14-7 Baltimore lead.

Broncos quarterback Peyton Manning, who completed 28-of-43 passes (65.1%) for 290 yards and three touchdowns with two interceptions (88.3 rtg.) on the day, recovered from the miscue to lead a 74-yard scoring series—capping the drive with a 15-yard touchdown pass to wide receiver Brandon Stokley.

In the second frame, the Broncos marched 86 yards on eight plays, finishing the scoring drive with a 14-yard strike from Manning to tailback Knowshon Moreno. Flacco and Smith collaborated again to tie the game again just before halftime.

Holliday swung the momentum in Denver's favor again by taking the opening second-half kickoff 104 yards for a touchdown to become the first player in NFL history to score a touchdown on a punt return and a kickoff return.

Denver drove near midfield and threatened to extend its lead near the end of the third quarter before Manning's fumble in the pocket was recovered by Ravens defensive end Paul Kruger.

Four plays later, Baltimore running back Ray Rice scored on a 1-yard touchdown run to tie to the game at 28-28.

Wide receiver Demaryius Thomas caught a 17-yard touchdown pass from Manning with 7:18 remaining, and Denver stopped Baltimore on fourth down on its ensuing possession, but Flacco was able to hit wide receiver Jacoby Jones for a 70-yard touchdown with :31 seconds remaining to send the game to overtime.

The teams battled through a scoreless first overtime, but after a Manning interception near midfield at the end of the fifth frame, the Ravens advanced with a 47-yard field goal by kicker Justin Tucker.

OFFICIALS

Referee — Bill Vinovich (52); **Umpire** — Undrey Wash (96); **Head Linesman** — George Hayward (54); **Line Judge** — Ron Marinucci (107); **Side Judge** — Ronald Tolbert (62); **Field Judge** — Bob Waggoner (25); **Back Judge** — Billy Smith (2); **Replay** — Tom Sifferman.

DENVER BRONCOS

OFFENSE		DEFENSE	
WR 88	D. Thomas	LDE 95	D. Wolfe
LT 78	R. Clady	NT 97	J. Bannan
LG 68	Z. Beadles	DT 99	K. Vickerson
C 67	D. Koppen	RDE 92	E. Dumervil
RG 65	M. Ramirez	SLB 58	V. Miller
RT 74	O. Franklin	MLB 57	K. Brooking
TE 81	J. Dressen	WLB 55	D. Williams
WR 87	E. Decker	LCB 24	C. Bailey
QB 17	P. Manning	RCB 25	C. Harris
RB 27	K. Moreno	FS 26	R. Moore
WR 14	B. Stokley	SS 20	M. Adams

BRONCOS SUBSTITUTIONS: P 4 B.Colquitt, K 5 M.Prater, WR 11 T.Holliday, WR 12 M.Willis, RB 21 R.Hillman, SS 30 D.Bruton, CB 31 O. Bolden, CB 32 T.Carter, RB 35 L.Ball, FS 36 J.Leonhard, FB 40 J.Hester, LS 46 A.Brewer, MLB 53 S.Johnson, WLB 55 D.Williams, SLB 56 N.Irving, WLB 59 D.Trevathan, G 65 M.Ramirez, DL 70 M.Jackson, T 75 C.Clark, TE 84 J.Tamme, TE 85 V.Green, DE 91 R.Ayers, NT 96 M.Unrein. **DID NOT PLAY:** QB 6 B.Osweller. **INACTIVE:** QB 16 C.Hanie, WR 17 A.Caldwell, CB 22 T.Porter, FB 49 C.Gronkowski, C/G 54 C.Davis, TE 80 J.Thomas, NT 98 S.Siliga.

BALTIMORE RAVENS

OFFENSE		DEFENSE	
WR 82	T. Smith	DT 92	H. Ngata
LT 78	B. McKinnie	DE 96	M. Kemoeatu
LG 72	K. Osemele	NT 99	P. Kruger
C 77	M. Birk	RUSH 55	T. Suggs
RG 73	M. Yanda	WLB 59	D. Ellerbe
RT 74	M. Oher	MLB 52	R. Lewis
TE 84	E. Dickson	CB 23	C. Brown
WR 81	A. Boldin	LCB 24	C. Graham
QB 5	J. Flacco	RCB 29	C. Williams
FB 44	V. Leach	SS 31	B. Pollard
RB 27	R. Rice	FS 20	E. Reed

RAVENS SUBSTITUTIONS: P 4 S.Koch, K 9 J.Tucker, WR/RS 12 J.Jones, WR 17 T.Doss, CB 22 J.Smith, CB 25 A.Jackson, RB 30 B.Pierce, S 32 J.Hedgido, RB 35 A.Allen, S 37 S.Considine, LS 46 M.Cox, LB 50 A.McClellan, LB 51 B.Ayanbadejo, LB 56 J.Bynes, NT 62 T.Cody, G 63 B.Williams, G/C 66 G.Gradkowski, TE 86 B.Bajema, TE 88 D.Pitt, DE 90 P.McPhee, OLB 91 C.Upshaw, DE 93 D.Tyson, DE 97 A.Jones. **DID NOT PLAY:** QB 2 T.Taylor. **INACTIVE:** WR/RS 16 D.Reed, S 38 O.Brown, CB 39 C.Johnson, OLB 54 A.Hamilton, G/T 70 R.Harewood, WR/RS 83 D.Thompson, DT 95 B.Hall.

		1	2	3	4	OT	TOTAL	FIELD GOALS (made () & missed)	
VISITOR	Baltimore Ravens	14	7	7	7	3	38	J. Tucker (47)	
HOME	Denver Broncos	14	7	7	7	0	35	M. Prater 52SH	

Team	Qtr	Clock Time	PLAY DESCRIPTION (Extra Point) (Drive Info)	SCORE	
				Visitor	Home
BRONCOS	1	12:14	T. Holliday 90 yd. punt return (M. Prater kick)	0	7
RAVENS	1	10:31	T. Smith 59 yd. pass from J. Flacco (J. Tucker kick) (4-94, 1:43)	7	7
RAVENS	1	9:49	C. Graham 39 yd. interception return (J. Tucker kick)	14	7
BRONCOS	1	4:02	B. Stokley 15 yd. pass from P. Manning (M. Prater kick) (11-74, 5:47)	14	14
BRONCOS	2	7:26	K. Moreno 14 yd. pass from P. Manning (M. Prater kick) (8-86, 3:35)	14	21
RAVENS	2	0:36	T. Smith 32 yd. pass from J. Flacco (J. Tucker kick) (3-58, 0:40)	21	21
BRONCOS	3	14:47	T. Holliday 104 yd. kickoff return (M. Prater kick)	21	28
RAVENS	3	0:30	R. Rice 1 yd. run (J. Tucker kick) (5-37, 2:27)	28	28
BRONCOS	4	7:11	D. Thomas 17 yd. pass from P. Manning (M. Prater kick) (10-88, 4:58)	28	35
RAVENS	4	0:31	J. Jones 70 yd. pass from J. Flacco (J. Tucker kick) (3-77, 0:38)	35	35
RAVENS	6	13:18	J. Tucker 47 yd. Field Goal (6-16, 2:33)	38	35

FINAL INDIVIDUAL STATISTICS

Baltimore Ravens										Denver Broncos									
RUSHING	ATT	YDS	AVG	LG	TD	RUSHING	ATT	YDS	AVG	LG	TD	RUSHING	ATT	YDS	AVG	LG	TD		
R. Rice	30	131	4.4	32	1	R. Hillman	22	83	3.8	11	0	K. Moreno	10	32	3.2	8	0		
B. Pierce	5	14	2.8	4	0	J. Hester	8	11	1.4	2	0	P. Manning	1	-1	-1.0	-1	0		
J. Flacco	2	7	3.5	7	0														
V. Leach	1	3	3.0	3	0														
T. Smith	1	0	0.0	0	0														
TOTAL	39	155	4.0	32	1	TOTAL	41	125	3.0	11	0	TOTAL	41	125	3.0	11	0		

PASSING	ATT	CMP	YDS	TD	LG	IN	Rtg.	PASSING	ATT	CMP	YDS	TD	LG	IN	Rtg.
J. Flacco	34	18	331	1/7	3	70	0	P. Manning	43	28	290	3/17	3	32	2
TOTAL	34	18	331	1/7	3	70	0	TOTAL	43	28	290	3/17	3	32	2

PASS RECEIVING	NO	YDS	AVG	LG	TD	PASS RECEIVING	NO	YDS	AVG	LG	TD
A. Boldin	6	71	11.8	19	0	E. Decker	6	84	14.0	32	0
T. Smith	3	98	32.7	59	2	J. Dressen	6	46	7.7	11	0
D. Pitta	3	55	18.3	24	0	J. Tamme	3	44	14.7	21	0
E. Dickson	3	29	9.7	14	0	D. Thomas	3	37	12.3	17	1
J. Jones	2	77	38.5	70	1	B. Stokley	3	27	9.0	15	1
V. Leach	1	1	1.0	1	0	R. Hillman	3	20	6.7	11	0
						K. Moreno	2	21	10.5	14	1
						J. Hester	1	7	7.0	7	0
						M. Willis	1	4	4.0	4	0
TOTAL	18	331	18.4	70	3	TOTAL	28	290	10.4	32	3

INTERCEPTIONS	NO	YDS	AVG	LG	TD	INTERCEPTIONS	NO	YDS	AVG	LG	TD
C. Graham	2	39	19.5	39	1						
TOTAL	2	39	19.5	39	1	TOTAL	0	0	0.0	—	0

PUNTING	NO	YDS	AVG	NET	TB	IN20	LG	PUNTING	NO	YDS	AVG	NET	TB	IN20	LG
S. Koch	8	386	48.3	37.0	0	6	58	B. Colquitt	5	244	48.8	44.4	0	3	59
TOTAL	8	386	48.3	37.0	0	6	58	TOTAL	5	244	48.8	44.4	0	3	59

PUNT RETURNS	NO	YDS	AVG	FC	LG	TD	PUNT RETURNS	NO	YDS	AVG	FC	LG	TD
J. Jones	1	14	14.0	1	14	0	T. Holliday	3	90	30.0	1	90	1
T. Doss	1	8	8.0	0	8	0	J. Leonhard	0	0	0.0	1	0	0
E. Reed	1	0	0.0	0	0	0	[DOWNED]	2	0	0.0	0	0	0
[DOWNED]	1	0	0.0	0	0	0	[OUT OF BOUNDS]	1	0	0.0	0	0	0
RETURNS	3	22	7.3	1	14	0	RETURNS	3	90	30.0	2	90	1

KICKOFF RETURNS	NO	YDS	AVG	FC	LG	TD	KICKOFF RETURNS	NO	YDS	AVG	FC	LG	TD
J. Jones	4	64	16.0	0	24	0	T. Holliday	3	158	52.7	0	104	1
[TOUCHBACK]	3	0	0.0	0	0	0	L. Ball	1	13	13.0	0	13	0
							[TOUCHBACK]	2	0	0.0	0	0	0
RETURNS	4	64	16.0	0	24	0	RETURNS	4	171	42.8	0	104	1

Baltimore Ravens	Own	Opp.	Out	Denver Broncos	Own	Opp.	Out									
FUMBLES	Fum	Lost	Rec.	Yds	TD	FF	Rec.	Yds	TD	Bnds	Fum	Lost	Rec.	Yds	TD	Bnds
J. Flacco	1	1	0	0	0	0	0	P. Manning	2	1	0	0	0	0	0	0
P. McPhee	0	0	0	0	1	0	0	K. Brooking	0	0	0	0	0	0	1	0
T. Suggs	0	0	0	0	1	0	0									
P. Kruger	0	0	0	0	1	0	0									
TOTAL	1	1	0	0	2	1	0	TOTAL	2	1	0	0	0	1	0	0

FINAL TEAM STATISTICS

	RAVENS	BRONCOS		RAVENS	BRONCOS
TOTAL FIRST DOWNS	21	30	Fgs - PATs Had Blocked	0-0	0-0
By Rushing	4	9	Net Punting Average	37.0	44.4
By Passing	14	15	TOTAL RETURN YARDAGE (Not Including Kickoffs)	61	90
By Penalty	3	6	No. and Yards Punt Returns	3-22	3-90
THIRD DOWN EFFICIENCY	7-17-41%	7-16-44%	No. and Yards Kickoff Returns	4-64	4-171
FOURTH DOWN EFFICIENCY	0-1-0%	1-1-100%	No. and Yards Interception Returns	2-39	0-0
TOTAL NET YARDS	457	398	PENALTIES Number and Yards	8-58	10-87
Total Offensive Plays (inc. times thrown passing)	74	87	FUMBLES Number and Lost	1-1	2-1
Average gain per offensive play	6.5	4.6	TOUCHDOWNS	5	5
NET YARDS RUSHING	155	125	Rushing	1	0
Total Rushing Plays	39	41	Passing	3	3
Average gain per rushing play	4.0	3.0	Interceptions	1	0
Tackles for a loss-number and yards	4-0	2-4	Punt Returns	0	1
NET YARDS PASSING	324	273	Kickoff Returns	0	1
Times thrown - yards lost attempting to pass	1-7	3-17	EXTRA POINTS Made-Attempts	5-5	5-5
Gross yards passing	331	290	Kicking Made-Attempts	5-5	5-5
PASS ATTEMPTS-COMPLETIONS-HAD INTERCEPTED	34-18-0	43-28-2	FIELD GOALS Made-Attempts	1-1	0-1
Avg gain per pass play (inc.# thrown passing)	9.3	5.9	RED ZONE EFFICIENCY	1-1-100%	3-3-100%
KICKOFFS Number-In End Zone-Touchbacks	6-4-2	7-5-3	GOAL TO GO EFFICIENCY	1-1-100%	0-0-0%
PUNTS Number and Average	8-48.3	5-48.8	SAFETIES	0	0
Had Blocked	0	0	FINAL SCORE	38	35
			TIME OF POSSESSION	36:36	40:06

BRONCOS DEFENSIVE STATISTICS

(based on coaches' film review)

PLAYER	UT	A	TT	S-YDS	I-YDS	PD	FF	FR	PLAYER	UT	A	TT	S-YDS	I-YDS	PD	FF	FR
V. Miller	7	2	9	0.5-3.5	0-0	0	0	0	D. Williams	2	1	3	0-0	0-0	0	0	0
W. Woodyard	7	0	7	0-0	0-0	0	0	0	K. Brooking	1	2	3	0-0	0-0	0	0	1
R. Moore	6	1	7	0-0	0-0	0	0	0	M. Unrein	1	2	3	0-0	0-0	0	0	0
J. Bannan	5	2	7	0-0	0-0	1	0	0	C. Bailey	2	0	2	0-0	0-0	1	0	0
K. Vickerson	2	2	4	0-0	0-0	0	0	0	M. Adams	2	0	2	0-0	0-0	1	0	0
C. Harris	3	0	3	0-0	0-0	4	0	0	J. Leonhard	2	0	2	0-0	0-0	0	0	0
E. Dumervil	2	1	3	0.5-3.5	0-0	0	0	0	T. Carter	1	0	1	0-0	0-0	0	0	0
D. Wolfe	2	1	3	0-0	0-0	0	0	0	TEAM TOTALS	45	14	59	1-7	0-0	7	0	1



New England 45, Denver 10

Saturday, Jan. 14, 2012 • 8:15 p.m. EST • Gillette Stadium • Foxborough, Mass.

WEATHER: Partly Cloudy, 24° (wind chill 12°), Wind WNW 13 mph • **TIME:** 3:10 • **ATTENDANCE:** 68,756

2011 AFC Divisional Playoff Game

The Denver Broncos fell short of extending their magical season all the way to the AFC Championship Game with a 45-10 loss to the New England Patriots at Gillette Stadium in front of 68,756 fans.

Unable to avenge its Week 15 home loss to the Patriots, Denver surrendered 509 yards of total offense to New England, including 363 passing yards and an NFL postseason record-tying six touchdowns by quarterback Tom Brady.

Battling frigid temperatures throughout the evening, Brady completed 26-of-34 passes (76.5%) and threw scoring strikes to four different receivers.

Patriots tight end Rob Gronkowski was Brady's primary target throughout the contest, reeling in 10 receptions for 143 yards and three first-half touchdowns.

New England took just 1:51 to record its first touchdown—a 7-yard strike from Brady to wide receiver Wes Welker. Gronkowski made a 10-yard scoring catch on the Patriots' next possession to give the home team an early 14-0 advantage.

An interception by rookie safety Quinton Carter gave Denver the ball at New England's 24-yard line late in the opening quarter, and the Broncos capitalized by cutting the deficit to seven in just four plays. Running back Willis McGahee, who led all rushers with 76 yards on 17 carries (4.5 avg.) scored on a 5-yard run to put Denver on the scoreboard and close to within 14-7.

New England scored 21 unanswered points in the final 7:42 of the second quarter—Brady found Gronkowski for two more scores and connected with wide receiver Deion Branch for a 61-yard touchdown—and the Patriots led 35-7 at the half.

The Patriots thwarted any comeback attempt by the Broncos with a touchdown on their first possession of the second half—a 17-yard pass from Brady to tight end Aaron Hernandez to put them up 42-7.

The two teams traded field goals late in the game for the final 45-10 score that punched New England's ticket to the conference championship for the sixth time in 11 years.

In the loss, Carter became just the ninth rookie in the Super Bowl era to record an interception in back-to-back playoff games.

Broncos wide receiver Demaryius Thomas continued his season surge by catching a team-best six passes for 93 yards (15.5 avg.), and linebacker Joe Mays led all Broncos defenders with nine total tackles (4 solo).

OFFICIALS:

Referee — Gene Steratore (114); **Umpire** — Bill Schuster (129); **Head Linesman** — Wayne Mackie (106); **Line Judge** — Ron Marinucci (107); **Side Judge** — Joe Larrew (73); **Field Judge** — Bob Waggoner (25); **Back Judge** — Dino Paganelli (105); **Replay** — Paul Weidner.

DENVER BRONCOS

OFFENSE		DEFENSE	
WR 88	D. Thomas	LDE 98	R. McBean
LT 78	R. Clady	NT 79	M. Thomas
LG 64	Z. Beadles	RDE 92	E. Dumervil
C 50	J. Walton	SLB 58	V. Miller
RG 71	R. Hochstein	MLB 51	J. Mays
RT 74	O. Franklin	WLB 55	D. Williams
TE 86	D. Fells	LCB 24	C. Bailey
TE 81	D. Rosario	RCB 21	A. Goodman
QB 15	T. Tebow	FB 30	D. Bruton
RB 23	W. McGahee	SS 28	Q. Carter
TE 85	V. Green	CB 25	C. Harris

BRONCOS SUBSTITUTIONS: P 4 B. Colquitt, K 5 M. Prater, WR 12 M. Willis, WR 16 D. Goodwin, WR 19 E. Royal, S 26 R. Moore, CB 29 J. Wilhite, CB 32 T. Carter, RB 35 L. Ball, S 36 R. Bush, RB 37 J. Johnson, WLB 52 W. Woodyard, LS 54 D. Binn, MLB 56 N. Irving, MLB 57 M. Haggan, LB 59 B. Iwuh, G 65 M. Ramirez, T 75 C. Clark, DT 77 B. Bunkley, DE 90 J. Hunter, DE 91 R. Ayers, DT 96 M. Unrein. **DID NOT PLAY:** QB 9 Brady Quinn, T 76 Tony Hills. **INACTIVE:** S 20 B. Dawkins, LB 53 M. Mohamed, LS 66 L. Paxton, T 72 R. Harris, TE 80 J. Thomas, WR 87 E. Decker, DE 95 D. Harvey.

NEW ENGLAND PATRIOTS

OFFENSE		DEFENSE	
WR 83	W. Welker	LE 75	V. Wilfork
LT 72	M. Light	DT 74	K. Love
LG 70	L. Mankins	DT 71	B. Deaderick
C 63	D. Connolly	RE 95	M. Anderson
RG 54	B. Waters	LB 50	R. Ninkovich
RT 77	N. Solder	LB 51	J. Mayo
TE 87	R. Gronkowski	LB 55	B. Spikes
WR 84	D. Branch	LCB 32	D. McCourty
QB 12	T. Brady	RCB 24	K. Arrington
TE 81	A. Hernandez	S 44	J. Ihedigbo
RB 42	B. Green-Ellis	S 25	P. Chung

PATRIOTS SUBSTITUTIONS: K 3 S. Gostkowski, WR 10 T. Underwood, WR 11 J. Edelman, P 14 Z. Mesko, WR 18 M. Slater, RB 22 S. Ridley, CB 27 A. Molden, DB 29 S. Moore, S 31 S. Brown, RB 33 K. Faulk, FB 36 L. Polite, RB 39 D. Woodhead, DB 41 M. Williams, LS 48 D. Aiken, LB 52 D. Fletcher, L 58 T. White, OL 61 M. Cannon, C 62 R. Wendell, OL 65 N. McDonald, WR 85 C. Ochocinco, LB 90 N. Koutouvides, DE 94 S. Ellis, DL 98 G. Warren. **DID NOT PLAY:** QB 8 B. Hoyer. **INACTIVE:** QB 15 R. Mallett, DB 23 N. Jones, RB 34 S. Vereen, LB 59 G. Guyton, OL 64 D. Thomas, T 76 S. Vollmer, DL 97 R. Brace.

		1	2	3	4	OT	TOTAL	FIELD GOALS (made () & missed)	
VISITOR	Denver Broncos	0	7	3	0	—	10	M. Prater (41)	
HOME	New England Patriots	14	21	7	3	—	45	S. Gostkowski (20)	

Team	Qtr	Clock Time	PLAY DESCRIPTION (Extra Point) (Drive Info)	SCORE	
				Visitor	Home
PATRIOTS	1	13:09	W. Welker 7 yd. pass from T. Brady (S. Gostkowski kick) (5-80, 1:51)	0	7
PATRIOTS	1	6:42	R. Gronkowski 10 yd. pass from T. Brady (S. Gostkowski kick) (7-59, 3:25)	0	14
BRONCOS	2	14:54	W. McGahee 5 yd. run (M. Prater kick) (4-24, 2:06)	7	14
PATRIOTS	2	7:42	R. Gronkowski 12 yd. pass from T. Brady (S. Gostkowski kick) (8-52, 3:35)	7	21
PATRIOTS	2	1:57	D. Branch 61 yd. pass from T. Brady (S. Gostkowski kick) (2-72, 0:30)	7	28
PATRIOTS	2	0:05	R. Gronkowski 19 yd. pass from T. Brady (S. Gostkowski kick) (5-58, 1:04)	7	35
PATRIOTS	3	11:46	A. Hernandez 17 yd. pass from T. Brady (S. Gostkowski kick) (4-44, 1:40)	7	42
BRONCOS	3	2:14	M. Prater 41 yd. Field Goal (14-58, 6:16)	10	42
PATRIOTS	4	12:39	S. Gostkowski 20 yd. Field Goal (11-78, 4:35)	10	45

FINAL INDIVIDUAL STATISTICS

Denver Broncos											New England Patriots												
RUSHING	ATT	YDS	AVG	LG	TD						RUSHING	ATT	YDS	AVG	LG	TD							
W. McGahee	17	76	4.5	19	1						A. Hernandez	5	61	12.2	43	0							
L. Ball	13	44	3.4	13	0						B Green-Ellis	13	28	2.2	9	0							
T. Tebow	5	13	2.6	14	0						D. Woodhead	4	25	6.3	11	0							
J. Johnson	4	10	2.5	6	0						S. Ridley	4	21	5.3	11	0							
E. Royal	1	1	1.0	1	0						T. Brady	3	8	2.7	4	0							
TOTAL	40	144	3.6	19	1						TOTAL	30	146	4.9	43	0							
PASSING											PASSING												
	ATT	CMP	YDS	TKD/ YD	TD	LG	IN	Rtg.				ATT	CMP	YDS	TKD/ YD	TD	LG	IN	Rtg.				
T. Tebow	26	9	136	5/28	0	41	0	52.7			T. Brady	34	26	363	0/0	6	61	1	137.6				
TOTAL	26	9	136	5/28	0	41	0	52.7			TOTAL	34	26	363	0/0	6	61	1	137.6				
PASS RECEIVING											PASS RECEIVING												
	NO	YDS	AVG	LG	TD							NO	YDS	AVG	LG	TD							
D. Thomas	6	93	15.5	41	0						R. Gronkowski	10	145	14.5	28	3							
E. Royal	2	25	12.5	15	0						W. Welker	6	55	9.2	17	1							
M. Willis	1	18	18.0	18	0						A. Hernandez	4	55	13.8	20	1							
TOTAL	9	136	15.1	41	0						TOTAL	26	363	14.0	61	6							
INTERCEPTIONS											INTERCEPTIONS												
	NO	YDS	AVG	LG	TD							NO	YDS	AVG	LG	TD							
Q. Carter	1	17	17.0	17	0						TOTAL	0	0	0.0	—	0							
TOTAL	1	17	17.0	17	0						TOTAL	0	0	0.0	—	0							
PUNTING											PUNTING												
	NO	YDS	AVG	NET	TB	IN20	LG					NO	YDS	AVG	NET	TB	IN20	LG					
B. Colquitt	7	272	38.9	34.9	0	1	44				Z. Mesko	2	78	39.0	39.0	0	2	40					
TOTAL	7	272	38.9	34.9	0	1	44				TOTAL	3	126	42.0	42.0	0	3	48					
PUNT RETURNS											PUNT RETURNS												
	NO	YDS	AVG	FC	LG	TD						NO	YDS	AVG	FC	LG	TD						
E. Royal	0	0	0.0	1	—	0					J. Edelman	2	28	14.0	1	15	0						
[DOWNED]	1	0	0.0	0	—	0					W. Welker	0	0	0.0	1	—	0						
[OUT OF BOUNDS]	1	0	0.0	0	—	0					K. Faulk	0	0	0.0	2	—	0						
RETURNS	2	0	0.0	1	—	0					RETURNS	2	28	14.0	4	15	0						
KICKOFF RETURNS											KICKOFF RETURNS												
	NO	YDS	AVG	FC	LG	TD						NO	YDS	AVG	FC	LG	TD						
M. Willis	4	68	17.0	0	25	0					D. Woodhead	1	28	28.0	0	28	0						
[TOUCHBACK]	4	0	0.0	0	—	0					[TOUCHBACK]	2	0	0.0	0	—	0						
RETURNS	4	68	17.0	0	25	0					RETURNS	1	28	28.0	0	28	0						
Denver Broncos											New England Patriots												
	Fum	Lost	Own Rec.	Yds	TD	FF	Rec.	Yds	TD	Bnds		Fumbles	Fum	Lost	Rec.	Yds	TD	FF	Rec.	Yds	TD	Bnds	
M. Willis	1	0	1	0	0	0	0	0	0	0		S. Ridley	1	1	0	0	0	0	0	0	0	0	0
T. Tebow	1	1	0	0	0	0	0	0	0	0		K. Arrington	0	0	0	0	0	1	0	0	0	0	0
B. Bunkley	0	0	0	0	0	1	0	0	0	0		R. Ninkovich	0	0	0	0	0	1	0	0	0	0	0
M. Thomas	0	0	0	0	0	1	0	0	0	0		B. Spikes	0	0	0	0	0	0	1	0	0	0	0
TOTAL	2	1	0	0	1	1	0	0	0	0		TOTAL	1	1	0	0	2	1	0	0	0	0	0

FINAL TEAM STATISTICS

	BRONCOS	PATRIOTS		BRONCOS	PATRIOTS
TOTAL FIRST DOWNS	15	31	Fgs - PATs Had Blocked	0-0	0-0
By Rushing	7	9	Net Punting Average	34.9	42.0
By Passing	7	19	TOTAL RETURN YARDAGE (Not Including Kickoffs)	17	28
By Penalty	1	3	No. and Yards Punt Returns	0-0	2-28
THIRD DOWN EFFICIENCY	7-18-39%	3-6-50%	No. and Yards Kickoff Returns	4-68	1-28
FOURTH DOWN EFFICIENCY	2-3-67%	0-0-0%	No. and Yards Interception Returns	1-17	0-0
TOTAL NET YARDS	252	509	PENALTIES Number and Yards	5-55	2-20
Total Offensive Plays (inc. times thrown passing)	71	64	FUMBLES Number and Lost	2-1	1-1
Average gain per offensive play	3.5	8.0	TOUCHDOWNS	1	6
NET YARDS RUSHING	144	146	Rushing	1	0
Total Rushing Plays	40	30	Passing	0	6
Average gain per rushing play	3.6	4.9	EXTRA POINTS Made-Attempts	1-1	6-6
Tackles for a loss-number and yards	9-26	3-5	Kicking Made-Attempts	1-1	6-6
NET YARDS PASSING	108	363	FIELD GOALS Made-Attempts	1-1	1-1
Times thrown - yards lost attempting to pass	5-28	0-0	RED ZONE EFFICIENCY	1-3-33%	5-6-83%
Gross yards passing	136	363	GOAL TO GO EFFICIENCY	1-2-50%	1-2-50%
PASS ATTEMPTS-COMPLETIONS-HAD INTERCEPTED	26-9-0	34-26-1	SAFETIES	0	0
Avg gain per pass play (inc. # thrown passing)	3.5	10.7	FINAL SCORE	10	45
KICKOFFS Number-In End Zone-Touchbacks	3-2-2	8-6-4	TIME OF POSSESSION	33:23	26:37
PUNTS Number and Average	7-38.9	3-42.0			
Had Blocked	0	0			

BRONCOS DEFENSIVE STATISTICS

(based on coaches' film review)

PLAYER	UT	A	TT	S-YDS	I-YDS	PD	FF	FR	PLAYER	UT	A	TT	S-YDS	I-YDS	PD	FF	FR
J. Mays	4	5	9	0-0	0-0	1	0	0	J. Hunter	1	2	3	0-0	0-0	0	0	0
C. Harris	3	5	8	0-0	0-0	0	0	0	A. Goodman	2	0	2	0-0	0-0	0	0	0
R. Bush	2	6	8	0-0	0-0	0	0	0	C. Bailey	0	2	2	0-0	0-0	0	0	0
D. Williams	1	7	8	0-0	0-0	0	0	0	R. Ayers	0	2	2	0-0	0-0	0	0	0
D. Bruton	3	4	7	0-0	0-0	0	0	0	N. Irving	1	0	1	0-0	0-0	0	0	0
R. McBean	4	1	5	0-0	0-0	0	0	0	E. Dumervil	0	1	1	0-0	0-0	0	0	0
Q. Carter	1	4	5	0-0	1-17	1	0	0	M. Unrein	0	1	1	0-0	0-0	0	0	0
B. Bunkley	2	2	4	0-0	0-0	0	1	0	TEAM TOTALS	27	46	73	0-0	1-17	2	1	1
M. Thomas	2	2	4	0-0	0-0	0	0	1									
R. Moore	1	2	3	0-0	0-0	0	0	0									



Denver 29, Pittsburgh 23 OT

Sunday, Jan. 8, 2012 • 2:40 p.m. MST • Sports Authority Field at Mile High • Denver

WEATHER: Sunny, 40° (wind chill 36°), Wind S 6 mph • **TIME:** 3:27 • **ATTENDANCE:** 75,970

2011 AFC Wild Card Game

The Denver Broncos rode record-setting performances by wide receiver Demaryius Thomas and quarterback Tim Tebow to a 29-23 overtime victory over the Pittsburgh Steelers in front of a sell-out crowd at Sports Authority Field at Mile High.

With the win, the Broncos snapped a three-game losing streak to end the regular season and earned their first playoff victory in six years.

Thomas set a franchise postseason record for receiving yards, catching four passes for 204 yards (51.0 avg.), including an 80-yard touchdown reception on the first play of overtime to secure the win. Tebow completed 10-of-21 passes for a career-high 316 yards and two scores against the NFL's top-ranked defense.

The Steelers seized momentum early, opening up a 6-0 lead in the first quarter on the strength of two Sean Suisham field goals, but the Broncos shook off the slow start, outscoring the Steelers 20-0 in the second quarter.

Wide receiver Eddie Royal put the Broncos on the board, hauling in a 30-yard touchdown pass from Tebow in tight coverage. Tebow followed the score with a touchdown of his own, an 8-yard run with 10:36 remaining in the second quarter to give Denver a 14-6 lead.

Broncos kicker Matt Prater added a pair of field goals before the half to give Denver a 20-6 advantage at the break.

On their only possession of the third quarter, the Steelers sustained an 11-play, 92-yard drive that was capped by a one-yard run by wide receiver Mike Wallace to bring them within a touchdown, 20-13. Prater added to the lead on the Broncos' ensuing possession, connecting on a 35-yard field goal to give Denver a 10-point cushion.

After Broncos running back Willis McGahee was stripped by Pittsburgh safety Ryan Mundy near midfield late in the game, Pittsburgh quarterback Ben Roethlisberger took advantage of the field position, finding wide receiver Jerrieco Cotchery for a 31-yard touchdown to knot the score at 23-23. Pittsburgh threatened once more in the final minute of regulation, but a sack of Roethlisberger by defensive end Robert Ayers ended the drive and sent the game into overtime.

On the first play in the extra frame, Thomas broke free for a completion over the middle and rumbled 80 yards for the longest game-ending play in overtime in postseason history to secure a 29-23 victory.

OFFICIALS:

Referee — Ron Winter (14); **Umpire** — Richard Hall (49); **Head Linesman** — Julian Mapp (52); **Line Judge** — Gary Arthur (108); **Side Judge** — Ronald Torbert (62); **Field Judge** — Scott Steinhilber (88); **Back Judge** — Richard Reels (83); **Replay** — Carl Madsen.

DENVER BRONCOS

OFFENSE		DEFENSE	
WR 87 E. Decker		DE 56 R. Ayers	
WR 88 D. Thomas		NT 77 B. Bunkley	
LT 78 R. Clady		DT 79 M. Thomas	
LG 64 Z. Beadles		RDE 92 E. Dumervil	
C 50 J. Walton		SLB 58 V. Miller	
RG 71 R. Hochstein		MLB 51 J. Mays	
RT 74 O. Franklin		WLB 55 D. Williams	
TE 86 D. Fells		LCB 24 C. Bailey	
WR 19 E. Royal		RCB 21 A. Goodman	
QB 15 T. Tebow		FS 30 D. Bruton	
RB 23 W. McGahee		SS 28 Q. Carter	

BRONCOS SUBSTITUTIONS: P 4 B. Colquitt, K 5 M. Prater, WR 12 M. Willis, CB 25 C. Harris, CB 29 J. Wilhite, CB 32 T. Carter, RB 35 L. Ball, S 36 R. Bush, RB 37 J. Johnson, WLB 52 W. Woodyard, MLB 56 N. Irving, MLB 57 M. Haggan, LB 59 B. Iwuh, G 65 M. Ramirez, LS 66 L. Paxton, T 75 C. Clark, T 76 T. Hills, TE 81 D. Rosario, TE 85 V. Green, DE 90 J. Hunter, DT 96 M. Unrein, DT 98 R. McBean, **DID NOT PLAY:** QB 9 B. Quinn, S 26 R. Moore. **INACTIVE:** S 20 B. Dawkins, FB 40 A. Sylvester, FB 46 S. Larsen, LB 53 M. Mohamed, T 72 R. Harris, TE 80 J. Thomas, DE 95 D. Harvey.

PITTSBURGH STEELERS

OFFENSE		DEFENSE	
LT 78 M. Starks		DE 96 Z. Hood	
LG 68 C. Kemoeatu		NT 98 C. Hampton	
C 64 D. Legursky		DE 99 B. Keisel	
RG 73 R. Foster		LOLB 56 L. Woodley	
RT 77 M. Gilbert		LILB 51 J. Farrow	
TE 83 H. Miller		RILB 94 L. Timmons	
TE 82 W. Saunders		ROLB 92 J. Harrison	
RB 33 I. Redman		LCB 22 W. Gay	
FB 85 D. Johnson		FS 29 R. Mundy	
QB 7 B. Roethlisberger		SS 43 T. Polamalu	
WR 17 M. Wallace		RCB 24 I. Taylor	

STEELERS SUBSTITUTIONS: K 6 S. Suisham, P 13 J. Kapinos, CB 20 B. McFadden, CB 23 K. Lewis, S 26 W. Allen, RB 30 C. Spann, CB 37 A. Madison, RB 38 J. Clay, S 42 D. Cromartie-Smith, LB 50 L. Foote, LB 55 S. Sylvester, LS 60 G. Warren, OT 72 J. Scott, OG 79 T. Essex, WR 81 A. Battle, WR 84 A. Brown, WR 86 H. Ward, WR 88 E. Sanders, WR 89 J. Cotchery, NT 90 S. McLendon, LB 93 J. Worldis, DE 97 C. Heyward, **DID NOT PLAY:** QB 10 D. Dixon, QB 16 C. Batch, **DID NOT PLAY:** QB 10 D. Dixon, QB 16 C. Batch. **INACTIVE:** RB 21 M. Moore, S 25 R. Clark, CB 28 C. Allen, C 53 M. Pouncey, LB 57 M. Ivy, DE 65 A. Woods, OT 69 J. Meredith.

		1	2	3	4	OT	TOTAL	FIELD GOALS (made () & missed)	
VISITOR	Pittsburgh Steelers	6	0	7	10	0	23	S. Suisham (45) (38) (37)	
HOME	Denver Broncos	0	20	0	3	6	29	M. Prater (20) (28) (35)	

Team	Qtr	Clock Time	PLAY DESCRIPTION (Extra Point) (Drive Info)	SCORE	
				Visitor	Home
STEELERS	1	11:14	S. Suisham 45 yd. Field Goal (8-53, 3:46)	3	0
STEELERS	1	0:23	S. Suisham 38 yd. Field Goal (12-47, 5:50)	6	0
BRONCOS	2	13:24	E. Royal 30 yd. pass from T. Tebow (M. Prater kick) (5-80, 1:59)	6	7
BRONCOS	2	10:36	T. Tebow 8 yd. run (M. Prater kick) (4-73, 2:18)	6	14
BRONCOS	2	7:30	M. Prater 20 yd. Field Goal (4-16, 1:44)	6	17
BRONCOS	2	1:05	M. Prater 28 yd. Field Goal (8-59, 4:04)	6	20
STEELERS	3	4:29	M. Wallace 1 yd. run (S. Suisham kick) (11-87, 5:56)	13	20
BRONCOS	4	13:10	M. Prater 35 yd. Field Goal (12-63, 6:19)	13	23
STEELERS	4	9:59	S. Suisham 37 yd. Field Goal (7-61, 3:11)	16	23
STEELERS	4	3:48	J. Cotchery 31 yd. pass from B. Roethlisberger (S. Suisham kick) (7-55, 3:47)	23	23
BRONCOS	5	14:49	D. Thomas 80 yd. pass from T. Tebow (1-80, 0:11)	23	29

FINAL INDIVIDUAL STATISTICS

Pittsburgh Steelers										Denver Broncos									
RUSHING	ATT	YDS	AVG	LG	TD	RUSHING	ATT	YDS	AVG	LG	TD	RUSHING	ATT	YDS	AVG	LG	TD		
I. Redman	17	121	7.1	32	0	W. McGahee	19	61	3.2	11	0	T. Tebow	10	50	5.0	11	1		
A. Brown	1	18	18.0	18	0	L. Ball	4	11	2.8	5	0	E. Decker	1	9	9.0	9	0		
B. Roethlisberger	3	15	5.0	9	0	TOTAL	34	131	3.9	11	1								
J. Clay	1	1	1.0	1	0														
M. Wallace	1	1	1.0	1	1														
TOTAL	23	156	6.8	32	1	TOTAL	34	131	3.9	11	1								
PASSING										PASSING									
	ATT	CMP	YDS	YD	TD	LG	IN	Rtg.											
B. Roethlisberger	40	22	289	5/45	1	33	1	75.9	T. Tebow	21	10	316	0/0	2	80	0	125.6		
TOTAL	40	22	289	5/45	1	33	1	75.9	TOTAL	21	10	316	0/0	2	80	0	125.6		
PASS RECEIVING										PASS RECEIVING									
	NO	YDS	AVG	LG	TD														
E. Sanders	6	81	13.5	18	0	D. Thomas	4	204	51.0	80	1	A. Brown	3	49	16.3	30	1		
A. Brown	5	70	14.0	25	0	E. Royal	3	49	16.3	30	1	H. Miller	5	60	12.0	33	0		
H. Miller	5	60	12.0	33	0	D. Fells	2	57	28.5	40	0	M. Wallace	3	26	8.7	17	0		
M. Wallace	3	26	8.7	17	0	L. Ball	1	6	6.0	6	0	I. Redman	2	21	10.5	12	0		
I. Redman	2	21	10.5	12	0							J. Cocthery	1	31	31.0	31	1		
J. Cocthery	1	31	31.0	31	1	TOTAL	10	316	31.6	80	2	TOTAL	22	289	13.1	33	1		
TOTAL	22	289	13.1	33	1	TOTAL	10	316	31.6	80	2								
INTERCEPTIONS										INTERCEPTIONS									
	NO	YDS	AVG	LG	TD														
Q. Carter	1	9	9.0	9	0	TOTAL	1	9	9.0	9	0	TOTAL	1	9	9.0	9	0		
TOTAL	0	0	0.0	0	0	TOTAL	1	9	9.0	9	0	TOTAL	1	9	9.0	9	0		
PUNTING										PUNTING									
	NO	YDS	AVG	NET	TB	IN20	LG												
J. Kapinos	4	184	46.0	39.3	0	2	62	B. Colquitt	4	164	41.0	41.0	0	1	50				
TOTAL	4	184	46.0	39.3	0	2	62	TOTAL	4	164	41.0	41.0	0	1	50				
PUNT RETURNS										PUNT RETURNS									
	NO	YDS	AVG	FC	LG	TD													
A. Brown	0	0	0.0	3	—	0	E. Royal	3	27	9.0	1	18	0						
[DOWNED]	1	0	0.0	0	—	0	RETURNS	3	27	9.0	1	18	0						
RETURNS	0	0	0.0	3	—	0	RETURNS	3	27	9.0	1	18	0						
KICKOFF RETURNS										KICKOFF RETURNS									
	NO	YDS	AVG	FC	LG	TD													
[TOUCHBACK]	6	0	0.0	0	—	0	M. Willis	1	19	19.0	0	19	0						
RETURNS	0	0	0.0	0	—	0	[TOUCHBACK]	6	0	0.0	0	0	0						
RETURNS	0	0	0.0	0	—	0	RETURNS	1	19	19.0	0	19	0						
Pittsburgh Steelers										Denver Broncos									
	Own	Opp.	Out																
FUMBLES	Fum	Lost	Rec.	Yds	TD	FF	Rec.	Yds	TD	Bnds	Fumbles	Fum	Lost	Rec.	Yds	TD	Bnds		
B. Roethlisberger	1	0	1	0	0	0	0	0	0	0	W. McGahee	2	1	0	0	0	0		
D. Lagursky	1	0	0	-23	0	0	0	0	0	0	J. Walton	0	0	1	0	0	0		
H. Miller	0	0	1	0	0	0	0	0	0	0	E. Dumervil	0	0	0	0	0	0		
R. Mundy	0	0	0	0	0	2	0	0	0	0	TOTAL	2	1	1	0	0	1	0	
L. Woodley	0	0	0	0	0	1	0	0	0	0									
TOTAL	2	0	2	-23	0	2	1	0	0	0	TOTAL	2	1	1	0	0	1	0	

FINAL TEAM STATISTICS

	STEELERS	BRONCOS		STEELERS	BRONCOS
TOTAL FIRST DOWNS	21	18	Fgs - PATs Had Blocked	0-0	0-0
By Rushing	9	6	Net Punting Average	39.3	41.0
By Passing	11	9	TOTAL RETURN YARDAGE (Not Including Kickoffs)	0	36
By Penalty	1	3	No. and Yards Punt Returns	0-0	3-27
THIRD DOWN EFFICIENCY	7-16-44%	3-10-30%	No. and Yards Kickoff Returns	0-0	1-19
FOURTH DOWN EFFICIENCY	0-1-0%	0-0-0%	No. and Yards Interception Returns	0-0	1-9
TOTAL NET YARDS	400	447	PENALTIES Number and Yards	6-61	5-30
Total Offensive Plays (inc. times thrown passing)	68	55	FUMBLES Number and Lost	2-0	2-1
Average gain per offensive play	5.9	8.1	TOUCHDOWNS	2	3
NET YARDS RUSHING	156	131	Rushing	1	1
Total Rushing Plays	23	34	Passing	1	2
Average gain per rushing play	6.8	3.9	EXTRA POINTS Made-Attempts	2-2	2-2
Tackles for a loss-number and yards	0-0	2-4	Kicking Made-Attempts	2-2	2-2
NET YARDS PASSING	244	316	FIELD GOALS Made-Attempts	3-3	3-3
Times thrown - yards lost attempting to pass	5-45	0-0	RED ZONE EFFICIENCY	1-2-50%	1-4-25%
Gross yards passing	289	316	GOAL TO GO EFFICIENCY	1-1-100%	0-1-0%
PASS ATTEMPTS-COMPLETIONS-HAD INTERCEPTED	40-22-1	21-10-0	SAFETIES	0	0
Avg gain per pass play (inc. # thrown passing)	5.4	15.0	FINAL SCORE	23	29
KICKOFFS Number-In End Zone-Touchbacks	7-7-6	6-6-6	TIME OF POSSESSION	31:06	29:05
PUNTS Number and Average	4-46.0	4-41.0			
Had Blocked	0	0			

BRONCOS DEFENSIVE STATISTICS

<i>(based on press box totals)</i>																	
PLAYER	UT	A	TT	S-YDS	I-YDS	PD	FF	FR	PLAYER	UT	A	TT	S-YDS	I-YDS	PD	FF	FR
D. Bruton	8	0	8	0-0	0-0	1	0	0	A. Goodman	3	0	3	0-0	0-0	0	0	0
J. Mays	5	1	6	0-0	0-0	0	0	0	B. Bunkley	2	0	2	1-6	0-0	0	0	0
D. Williams	5	0	5	0-0	0-0	2	0	0	E. Dumervil	2	0	2	1-11	0-0	0	1	0
Q. Carter	5	0	5	0-0	1-9	1	0	0	M. Thomas	1	0	1	0-0	0-0	0	0	0
C. Harris	4	1	5	0-0	0-0	0	0	0	R. Bush	1	0	1	0-0	0-0	0	0	0
R. Ayers	3	0	3	2-24	0-0	0	0	0	J. Hunter	1	0	1	0-0	0-0	0	0	0
V. Miller	3	0	3	1-4	0-0	0	0	0	TEAM TOTALS	46	2	48	5-45	1-9	7	1	0
C. Bailey	3	0	3	0-0	0-0	3	0	0									



Pittsburgh 34, Denver 17

Sunday, Jan. 22, 2006 • 1:08 p.m. MST • INVESCO Field at Mile High • Denver

WEATHER: Sunny, 34° (wind chill 18°), Wind SE 11 mph • **TIME:** 3:03 • **ATTENDANCE:** 76,775

2005 AFC Championship Game

The Denver Broncos' 2005 season ended one game short of Super Bowl XL with a 34-17 loss to the Pittsburgh Steelers in the AFC Championship Game at INVESCO Field at Mile High in front of 76,775 fans.

The Broncos' defeat was their first ever at home in an AFC title game as the team entered its contest against Pittsburgh 4-0 in those situations. The loss snapped Denver's 11-game overall home winning streak and was only the Broncos' third defeat in their 15 all-time home postseason playoff games.

A week after forcing five turnovers to beat the Patriots in the Divisional Round, Denver recorded four giveaways against the Steelers. Pittsburgh scored 24 points off two interceptions and two fumbles by the Broncos, who surrendered only 27 points off giveaways during the entire 2005 regular season.

Pittsburgh converted 10-of-16 third-down attempts (62.5%), including eight of its first nine such attempts, to take control of the game. Quarterback Ben Roethlisberger compiled a 124.9 passer rating, throwing for 275 yards with two touchdowns and no interceptions to lead Pittsburgh to its sixth Super Bowl.

Broncos quarterback Jake Plummer completed 18-of-30 passes (60.0%) for 223 yards with one touchdown and two interceptions. Denver wide receiver Rod Smith caught four passes for 61 yards (15.3 avg.), becoming the Broncos' all-time leader in career postseason receptions (49).

The Steelers scored the game's first points on a 47-yard field goal by Jeff Reed at 4:11 of the first quarter. Pittsburgh extended its lead to 10-0 on a 12-yard touchdown grab by wide receiver Cedric Wilson at 14:54 of the second quarter.

Jason Elam's 23-yard field goal on Denver's next drive trimmed the Broncos' deficit, but the Steelers went ahead 17-3 on a 3-yard touchdown run by Jerome Bettis with 1:55 left in the first half.

Plummer was intercepted on the first play of Denver's ensuing series. The turnover proved costly as wide receiver Hines Ward caught a 17-yard touchdown pass with seven seconds remaining in the first half to put Denver behind 24-3.

Plummer moved the Broncos within 14, 24-10, on a 30-yard touchdown pass to wide receiver Ashley Lelie with 3:36 left in the third quarter. Denver also closed its deficit to 10, 27-17, on a 3-yard touchdown run by Mike Anderson with 7:52 left in the game.

The Steelers sealed the win on Roethlisberger's 4-yard touchdown run at 2:59 of the fourth quarter.

OFFICIALS:

Referee — Terry McAulay (77); **Umpire** — Scott Dawson (70); **Head Linesman** — Derick Bowers (74); **Line Judge** — Mark Steinkirchner (84); **Side Judge** — Doug Toole (4); **Field Judge** — Gene Stretatore (114); **Back Judge** — Keith Ferguson (61); **Replay** — Bob McGrath/Dean Blandino.

DENVER BRONCOS

OFFENSE		DEFENSE	
WR 80	R. Smith	LE 98	C. Brown
LT 78	M. Lepsis	LT 96	M. Myers
LG 50	B. Hamilton	RT 61	G. Warren
C 66	T. Nalen	RE 93	T. Pryce
RG 65	C. Carlisle	WLB 52	I. Gold
RT 72	G. Foster	MLB 56	A. Wilson
TE 82	S. Alexander	SLB 55	DJ. Williams
TE 84	W. Duke	LCB 24	C. Bailey
QB 16	J. Plummer	RCB 22	D. Foxworth
RB 38	M. Anderson	SS 25	N. Ferguson
FB 39	K. Johnson	FS 47	J. Lynch

BRONCOS SUBSTITUTIONS: K 1 J. Elam, P 10 T. Sauerbrun, WR 14 T. Devoe, RB 26 T. Bell, CB 27 Da. Williams, RB 33 R. Dwayne, RB 37 C. Sapp, S 40 C. Cox, CB 41 K. Paymah, S 42 S. Brandon, LB 51 K. Burns, LB 53 L. Green, LB 54 P. Chukwurah, C/G 62 C. Myers, T 74 C. Green, WR 81 C. Adams, TE/LS 83 M. Leach, WR 85 A. Lelie, TE 88 J. Putzier, DE 91 E. Ekuban, DE 95 M. Coleman, DT 97 D. Veal. **DD NOT PLAY:** QB 11 B. Van Pelt. **INACTIVE:** WR 13 D. Terrell, WR 17 D. Watts, S 21 H. Abdullah, CB 45 R. Alexander, G 59 T. Whitley, DE 60 J. Engelberger, DT 75 M. Pope, TE 89 N. Jackson.

PITTSBURGH STEELERS

OFFENSE		DEFENSE	
SE 82	A. Randle El	DE 91	A. Smith
LT 77	M. Smith	NT 98	C. Hampton
LG 66	A. Faneca	DE 67	K. von Oelhoffen
C 64	J. Hartings	LOLB 53	C. Haggans
RG 73	K. Simmons	LILB 51	J. Farris
RT 78	M. Starks	RILB 50	L. Foote
TE 83	H. Miller	ROLB 55	J. Porter
HB 39	W. Parker	LCB 24	I. Taylor
FB 35	D. Kreider	FS 28	C. Hope
QB 7	B. Roethlisberger	SS 43	T. Polamalu
WR 86	H. Ward	RCB 26	D. Townsend

STEELERS SUBSTITUTIONS: K 3 J. Reed, P 17 C. Gardocki, CB 20 B. McFadden, CB 21 R. Colclough, S 23 T. Carter, CB 29 C. Iyoma, S 31 M. Logan, RB 34 V. Haynes, RB 36 J. Bettis, LB 54 R. Wallace, C 56 C. Okobi, LB 57 C. Kriewaldt, LS 60 G. Warren, T 72 B. Brooks, DT 76 C. Hoke, WR 80 C. Wilson, WR 81 S. Morey, TE 84 J. Tuman, WR 85 N. Washington, WR 90 T. Kirschke, LB 94 A. Frazier, DE 99 B. Keisel. **DD NOT PLAY:** QB 16 C. Batch. **INACTIVE:** 30B 8 T. Maddox, RB 22 D. Staley, CB 27 W. Williams, G 68 C. Kemoatu, T 79 T. Essex, WR 89 L. Mays, LB 92 J. Harrison, DE 96 S. Nua.

		1	2	3	4	OT	TOTAL	FIELD GOALS (made () & missed)	
VISITOR	Pittsburgh Steelers	3	21	0	10	—	34	A. Vinatieri (40) (32) 43WR	
HOME	Denver Broncos	0	3	7	7	—	17	J. Elam (23)	

Team	Qtr	Clock Time	PLAY DESCRIPTION (Extra Point) (Drive Info)	SCORE	
				Visitor	Home
STEELERS	1	4:11	J. Reed 47 yd. Field Goal (12-62, 6:29)	3	0
STEELERS	2	14:54	C. Wilson 12 yd. pass from B. Roethlisberger (J. Reed, kick) (5-39, 2:53)	10	0
BRONCOS	2	9:23	J. Elam 23 yd. Field Goal (12-55, 5:31)	10	3
STEELERS	2	1:55	J. Bettis 3 yd. run (J. Reed, kick) (14-80, 7:28)	17	3
STEELERS	2	0:07	H. Ward 17 yd. pass from B. Roethlisberger (J. Reed, kick) (4:38, 1:41)	24	3
BRONCOS	3	3:36	A. Lelie 30 yd. pass from J. Plummer (J. Elam, kick) (5-80, 2:24)	24	10
STEELERS	4	13:38	J. Reed 42 yd. Field Goal (8-47, 4:58)	27	10
BRONCOS	4	7:52	M. Anderson 3 yd. run (J. Elam, kick) (7-85, 3:47)	27	17
STEELERS	4	2:59	B. Roethlisberger 4 yd. run (J. Reed, kick) (5-17, 1:53)	34	17

FINAL INDIVIDUAL STATISTICS

Pittsburgh Steelers											Denver Broncos										
RUSHING	ATT	YDS	AVG	LG	TD	RUSHING	ATT	YDS	AVG	LG	TD	RUSHING	ATT	YDS	AVG	LG	TD				
J. Bettis	15	39	2.6	7	1	M. Anderson	9	36	4.0	7	1	T. Bell	5	31	6.2	11	0				
W. Parker	14	35	2.5	14	0	T. Bell	5	31	6.2	11	0	J. Plummer	7	30	4.3	8	0				
B. Roethlisberger	3	12	4.0	6	1	J. Plummer	7	30	4.3	8	0										
H. Ward	1	4	4.0	4	0																
TOTAL	33	90	2.7	14	2	TOTAL	21	97	4.6	11	1	TOTAL	21	97	4.6	11	1				
TKD/											TKD/										
PASSING	ATT	CMP	YDS	YD	TD	LG	IN	Rtg.	PASSING	ATT	CMP	YDS	YD	TD	LG	IN	Rtg.				
B. Roethlisberger	29	21	275	2/7	2	30	0	124.9	J. Plummer	30	18	223	3/12	1	38	2	66.4				
TOTAL	29	21	275	2/7	2	30	0	124.9	TOTAL	30	18	223	3/12	1	38	2	66.4				
PASS RECEIVING	NO	YDS	AVG	LG	TD	PASS RECEIVING	NO	YDS	AVG	LG	TD	PASS RECEIVING	NO	YDS	AVG	LG	TD				
C. Wilson	5	92	18.4	30	1	T. Bell	5	28	5.6	9	0	R. Smith	4	61	15.3	32	0				
H. Ward	5	59	11.8	21	1	J. Putzier	4	55	13.8	19	0	M. Anderson	3	11	3.7	13	0				
A. Randle El	4	52	13.0	20	0	A. Lelie	2	68	34.0	38	1										
W. Parker	3	20	6.7	8	0																
H. Miller	2	31	15.5	24	0																
N. Washington	1	13	13.0	13	0																
V. Haynes	1	8	8.0	8	0																
TOTAL	21	275	13.1	30	2	TOTAL	18	223	12.4	38	1	TOTAL	18	223	12.4	38	1				
INTERCEPTIONS	NO	YDS	AVG	LG	TD	INTERCEPTIONS	NO	YDS	AVG	LG	TD	INTERCEPTIONS	NO	YDS	AVG	LG	TD				
L. Foote	1	14	14.0	14	0																
I. Taylor	1	1	1.0	1	0																
TOTAL	2	15	7.5	14	0	TOTAL	0	0	0.0	—	0	TOTAL	0	0	0.0	—	0				
PUNTING	NO	YDS	AVG	NET	TB	IN20	LG	PUNTING	NO	YDS	AVG	NET	TB	IN20	LG						
C. Gardocki	4	148	37.0	32.0	1	2	41	T. Sauerbrun	2	87	43.5	37.0	0	1	51						
TOTAL	4	148	37.0	32.0	1	2	41	TOTAL	2	87	43.5	37.0	0	1	51						
PUNT RETURNS	NO	YDS	AVG	FC	LG	TD	PUNT RETURNS	NO	YDS	AVG	FC	LG	TD								
A. Randle El	1	13	13.0	1	13	0	C. Adams	0	0	0.0	2	—	0								
							[DOWNED]	1	0	0.0	0	—	0								
							[TOUCHBACK]	1	0	0.0	0	—	0								
							RETURNS	0	0	0.0	2	—	0								
RETURNS	1	13	13.0	1	13	0	RETURNS	5	121	24.2	0	47	0								
KICKOFF RETURNS	NO	YDS	AVG	FC	LG	TD	KICKOFF RETURNS	NO	YDS	AVG	FC	LG	TD								
I. Taylor	2	42	21.0	0	22	0	C. Adams	4	110	27.5	0	47	0								
[OUT OF BOUNDS]	1	0	0	0	0	0	C. Sapp	1	11	11.0	0	11	0								
[TOUCHBACK]	1	0	0	0	0	0	[OUT OF BOUNDS]	1	0	0.0	0	0	0								
							[TOUCHBACK]	1	0	0.0	0	0	0								
RETURNS	2	42	21.0	0	22	0	RETURNS	5	121	24.2	0	47	0								
Pittsburgh Steelers	Own	Opp.	Out	Denver Broncos	Own	Opp.	Out														
FUMBLES	Fum	Lost	Rec.	Fum	Lost	Rec.	Fum														
W. Parker	1	0	0	0	0	0	1														
J. Kessel	0	0	0	0	0	0	0														
J. Porter	0	0	0	0	0	0	0														
C. Hampton	0	0	0	0	0	0	0														
T. Kirschke	0	0	0	0	0	0	0														
TOTAL	1	0	0	0	2	2	0														
Denver Broncos	Own	Opp.	Out	Denver Broncos	Own	Opp.	Out														
FUMBLES	Fum	Lost	Rec.	Fum	Lost	Rec.	Fum														
J. Plummer	2	2	0	0	0	0	0														
N. Ferguson	0	0	0	0	0	0	0														
TOTAL	2	2	0	0	0	1	0														

FINAL TEAM STATISTICS

STEELERS										BRONCOS											
TOTAL FIRST DOWNS	20					16					FGs - PATs Had Blocked	0-0					0-0				
By Rushing	5					5					Net punting average	32.0					37.0				
By Passing	15					8					TOTAL RETURN YARDAGE (Not Including Kickoffs)	28					0				
By Penalty	0					3					No. and Yards Punt Returns	1-13					0-0				
THIRD DOWN EFFICIENCY	10-16-63%					5-11-45%					No. and Yards Kickoff Returns	2-42					5-21				
FOURTH DOWN EFFICIENCY	0-0-0%					2-3-67%					No. and Yards Interception Returns	2-15					0-0				
TOTAL NET YARDS	358					308					PENALTIES Number and Yards	8-61					4-20				
Total Offensive Plays (inc. times thrown passing)	64					54					FUMBLES Number and Lost	1-0					2-2				
Average gain per offensive play	5.6					5.7					TOUCHDOWNS	4					2				
NET YARDS RUSHING	90					97					Rushing	4					1				
Total Rushing Plays	33					21					Passing	2					1				
Average gain per rushing play	2.7					4.6					Interceptions	0					0				
Tackles for a loss - number and yards	5-7					0-0					EXTRA POINTS Made-Attempts	4-4					2-2				
NET YARDS PASSING	268					211					Kicking Made-Attempts	4-4					2-2				
Times thrown - number and yards lost attempting to pass	2-7					3-12					FIELD GOALS Made-Attempts	2-2					1-1				
Gross yards passing	275					223					RED ZONE EFFICIENCY	4-5-80%					1-2-50%				
PASS ATTEMPTS-COMPLETIONS-HAD INTERCEPTED	29-21-0					30-18-2					GOAL TO GO EFFICIENCY	2-2-100%					1-1-100%				
Average gain per pass play (inc. # thrown passing)	8.6					6.4					SAFETIES	3					17				
Kickoffs Number-In End Zone-Touchbacks	7-2-1					4-1-1					FINAL SCORE	04					10				
PUNTS Number and Average	4-37.0					2-43.5					TIME OF POSSESSION	36:07					23:53				
Had Blocked	0					0															

BRONCOS DEFENSIVE STATISTICS

(based on coaches' film review)

PLAYER	UT	A	TT	S-YDS	I-YDS	PD	FF	FR	PLAYER	UT	A	TT	S-YDS	I-YDS	PD	FF	FR
D. Foxworth	8	3	11	0-0	0-0	1	0	0	J. Lynch	3	1	4	0-0	0-0	1	0	0
D.J. Williams	5	5	10	0.5-3.5	0-0	0	0	0	S. Brandon	2	1	3	0-0	0-0	0	0	0
N. Ferguson	5	4	9	0-0	0-0	1	1	0	C. Bailey	1	2	3	0-0	0-0	1	0	0
M. Myers	7	1	8	1-0	0-0	0	0	0	T. Pryce	1	2	3	0.5-3.5	0-0	0	0	0
M. Coleman	6	0	6	0-0	0-0	0	0	0	D. Veal	1	0	1	0-0	0-0	0	0	0
A. Wilson	5	1	6	0-0	0-0	0	0	0	Da. Williams	1	0	1	0-0	0-0	0	0	0
G. Warren	2	3	5	0-0	0-0	0	0	0	TEAM TOTALS	55	27	82	2-7	0-0	4	1	0
C. Brown	4	0	4	0-0	0-0	0	0	0									
E. Ekuban	2	2	4	0-0	0-0	0	0	0									
I. Gold	2	2	4	0-0	0-0	0	0	0									



Denver 27, New England 13

Saturday, Jan. 14, 2006 • 6:16 p.m. MST • INVESCO Field at Mile High • Denver

WEATHER: Partly Cloudy, 54°, Wind SE 3 mph • **TIME:** 3:15 • **ATTENDANCE:** 76,238

2005 AFC Divisional Playoff Game

The Denver Broncos ended the New England Patriots' NFL-record 10-game postseason winning streak with a 27-13 victory in an AFC Divisional Playoff Game in front of 76,238 fans at INVESCO Field at Mile High.

The Broncos' win against the two-time defending Super Bowl champions was their first playoff victory since the 1998 season and first ever at INVESCO Field at Mile High. Denver forced five turnovers against the Patriots, totaling two interceptions and three fumble recoveries that led to their first 24 points scored.

Broncos cornerback Champ Bailey recorded the longest non-scoring interception return and second-longest overall interception return in NFL postseason history with a key 100-yard return late in the third quarter. Bailey's play ended a potential go-ahead scoring drive by the Patriots and set up a touchdown to give the Broncos a 17-6 lead entering the final period.

Denver quarterback Jake Plummer completed 15-of-26 passes (57.7%) for 197 yards with one touchdown and one interception. Wide receiver Rod Smith (96 yds., 1 TD) became Denver's all-time playoff leader in receiving yards and kicker Jason Elam (2 FGs, 9 pts.) became its all-time leading scorer in the postseason with their performances against the Patriots.

The game was scoreless for the first quarter-and-a-half before Adam Vinatieri's 40-yard field goal put the Patriots ahead 3-0 at 3:48 of the second quarter. A 40-yard pass interference penalty drawn by Broncos wide receiver Ashley Lelie in the end zone with less than two minutes remaining in the first half led to a 1-yard scoring run by Mike Anderson to give Denver a 7-3 lead.

On the ensuing kickoff, Broncos punter Todd Sauerbrun forced a fumble that Denver recovered to set up a 50-yard field goal by Elam to put the Broncos ahead 10-3 at halftime.

Vinatieri's 32-yard field goal at 7:49 of the third quarter narrowed Denver's lead to 10-6, but a costly turnover by the Patriots halted their comeback attempt. Bailey intercepted Tom Brady in the end zone with 1:03 left in the third quarter to end a potential go-ahead touchdown drive. After Bailey was forced out of bounds at the 1-yard line following his 100-yard return, Anderson scored on a run to put Denver up 17-6.

Plummer's 4-yard touchdown pass to Smith at 8:38 of the fourth quarter extended the Broncos' lead to 24-6. A Patriots touchdown moved the team to within 11, 24-13, with 8:05 left to play, but Elam's 34-yard field goal on Denver's next drive sealed the Broncos' victory.

OFFICIALS:

Referee — Jeff Triplett (42); **Umpire** — Jeff Rice (44); **Head Linesman** — Tony Veteri (36); **Line Judge** — Jeff Seeman (45); **Side Judge** — Greg Meyer (78); **Field Judge** — Duke Carroll (11); **Back Judge** — Gregory Steed (12); **Replay** — Bob Boylston

DENVER BRONCOS

OFFENSE		DEFENSE	
WR 80 R. Smith		LE 98 C. Brown	
LT 78 M. Lepsis		LT 96 M. Myers	
LG 50 B. Hamilton		RT 61 G. Warren	
C 66 T. Nalen		RE 93 T. Pryce	
RG 65 C. Carlisle		WLB 52 I. Gold	
RT 72 G. Foster		MLB 56 A. Wilson	
TE 82 S. Alexander		SLB 55 DJ. Williams	
WR 85 A. Lelie		LCB 24 C. Bailey	
QB 16 J. Plummer		RCB 22 D. Foxworth	
RB 38 M. Anderson		SS 25 N. Ferguson	
FB 39 K. Johnson		FS 47 J. Lynch	

BRONCOS SUBSTITUTIONS: K 1 J. Elam, P 10 T. Sauerbrun, WR 14 T. Devoe, RB 26 T. Bell, CB 27 Da. Williams, RB 33 R. Dayne, RB 37 C. Sapp, S 40 C. Cox, CB 41 K. Paymah, S 42 S. Brandon, LB 51 K. Burns, LB 53 L. Green, LB 54 P. Chukwurah, C/G 62 C. Myers, T 74 C. Green, WR 81 C. Adams, TE/LS 83 M. Leach, TE 84 W. Duke, TE 88 J. Putzier, DE 91 E. Ekuban, DE 95 M. Coleman, DT 97 D. Veal. **DD NOT PLAY:** QB 11 B. Van Pelt. **INACTIVE:** WR 13 D. Terrell, WR 17 D. Watts, S 21 H. Abdullah, CB 45 R. Alexander, G 59 T. Whitley, DE 60 J. Engelberger, DT 75 M. Pope, TE 89 N. Jackson.

NEW ENGLAND PATRIOTS

OFFENSE		DEFENSE	
WR 83 D. Branch		LE 94 T. Warren	
LT 68 T. Ashworth		NT 75 V. Wilfork	
LG 70 L. Mankins		RE 93 R. Seymour	
C 71 R. Hochstein		OLB 55 W. McGinest	
G 61 S. Neal		ILB 54 T. Bruschi	
RT 76 B. Gorin		ILB 50 M. Vabel	
TE 82 D. Graham		OLB 59 R. Colvin	
WR 87 D. Givens		LCB 22 A. Samuel	
QB 12 T. Brady		RCB 27 E. Hobbs	
RB 28 C. Dillon		SS 25 A. Hawkins	
TE 84 B. Watson		FS 26 E. Wilson	

PATRIOTS SUBSTITUTIONS: K 4 A. Vinatieri, P 8 J. Miller, WR 18 A. Davis, S 24 M. Stone, CB 32 H. Poteat, RB 33 K. Faulk, S 36 J. Sanders, FB 44 H. Evans, LB 51 D. Davis, LB 52 M. Beisel, LB 53 L. Izzo, LB 58 M. Chatham, LS 66 L. Paxton, OL 69 R. Tucker, G 74 B. Yates, WR 80 T. Brown, WR 86 T. Dwight, TE 88 C. Fauria, DE 91 M. Hill, LB 95 T. Banta-Cain, DL 97 J. Green, LB 98 C. Brown. **DID NOT PLAY:** QB 2 D. Flutie. **INACTIVE:** 3QB 16 M. Cassel, WR 13 B. Childress, FB 35 P. Pass, G/C 64 G. Mruzckowski, T 77 N. Kazur, WR 81 B. Johnson, DL 90 D. Klecko, DL 92 S. Thomas.

							FIELD GOALS (made () & missed)		
							1	2	3
VISITOR	New England Patriots	0	3	3	7	—	13	A. Vinatieri (40) (32) 43WR	
HOME	Denver Broncos	0	10	7	10	—	27	J. Elam (50) (34)	

Team	Qtr	Clock Time	PLAY DESCRIPTION (Extra Point) (Drive Info)	SCORE	
				Visitor	Home
PATRIOTS	2	3:48	A. Vinatieri 40 yd. Field Goal (7-67, 2:22)	3	0
BRONCOS	2	1:42	M. Anderson 1 yd. run (J. Elam, kick) (1-40, 0:09)	3	7
BRONCOS	2	0:43	J. Elam 50 yd. Field Goal (4-7, 0:50)	3	10
PATRIOTS	3	7:49	A. Vinatieri 32 yd. Field Goal (11-58, 5:32)	6	10
BRONCOS	3	0:43	M. Anderson 1 yd. run (J. Elam, kick) (1-1, 0:04)	6	17
BRONCOS	4	8:38	R. Smith 4 yd. pass from J. Plummer (J. Elam, kick) (3-15, 1:32)	6	24
PATRIOTS	4	8:05	D. Givens 4 yd. pass from T. Brady (A. Vinatieri, kick) (2-77, 0:33)	13	24
BRONCOS	4	3:20	J. Elam 34 yd. Field Goal (8-61, 4:45)	13	27

FINAL INDIVIDUAL STATISTICS

New England Patriots										Denver Broncos														
RUSHING	ATT	YDS	AVG	LG	TD	RUSHING	ATT	YDS	AVG	LG	TD	RUSHING	ATT	YDS	AVG	LG	TD							
C. Dillon	13	57	4.4	17	0	M. Anderson	19	69	3.6	18	2	T. Bell	6	19	3.2	8	0							
K. Faulk	7	23	3.3	5	0	J. Plummer	7	8	1.1	6	0	T. Brady	1	-1	-1	-1	0							
T. Brady	1	-1	-1	-1	0	TOTAL	32	96	3.0	18	2	TOTAL	21	79	3.8	17	0							
TOTAL	21	79	3.8	17	0	TOTAL	32	96	3.0	18	2	TOTAL	21	79	3.8	17	0							
PASSING	ATT	CMP	YDS	TD	LG	IN	Rtg.	PASSING	ATT	CMP	YDS	TD	LG	IN	Rtg.	PASSING	ATT	CMP	YDS	TD	LG	IN	Rtg.	
T. Brady	36	20	341	0/0	1	73	2	74.0	J. Plummer	26	15	197	2/7	1	42	1	42	1	197	2/7	1	42	1	78.5
TOTAL	36	20	341	0/0	1	73	2	74.0	TOTAL	26	15	197	2/7	1	42	1	42	1	197	2/7	1	42	1	78.5
PASS RECEIVING	NO	YDS	AVG	LG	TD	PASS RECEIVING	NO	YDS	AVG	LG	TD	PASS RECEIVING	NO	YDS	AVG	LG	TD							
D. Branch	8	153	19.1	73	0	R. Smith	6	96	16.0	42	1	D. Branch	8	153	19.1	73	0							
D. Givens	5	54	10.8	21	1	A. Lelie	5	50	10.0	17	0	D. Givens	5	54	10.8	21	1							
K. Faulk	2	20	10.0	14	0	J. Putzier	3	37	12.3	24	0	K. Faulk	2	20	10.0	14	0							
A. Davis	1	51	51.0	51	0	M. Anderson	1	14	14.0	14	0	A. Davis	1	51	51.0	51	0							
T. Brown	1	33	33.0	33	0	TOTAL	15	197	13.1	42	1	T. Brown	1	33	33.0	33	0							
D. Graham	1	18	18.0	18	0	TOTAL	15	197	13.1	42	1	D. Graham	1	18	18.0	18	0							
C. Dillon	1	9	9.0	9	0	TOTAL	15	197	13.1	42	1	C. Dillon	1	9	9.0	9	0							
H. Evans	1	3	3.0	3	0	TOTAL	15	197	13.1	42	1	H. Evans	1	3	3.0	3	0							
TOTAL	20	341	17.1	73	1	TOTAL	15	197	13.1	42	1	TOTAL	20	341	17.1	73	1							
INTERCEPTIONS	NO	YDS	AVG	LG	TD	INTERCEPTIONS	NO	YDS	AVG	LG	TD	INTERCEPTIONS	NO	YDS	AVG	LG	TD							
A. Samuel	1	0	0.0	0	0	C. Bailey	1	100	100.0	100	0	A. Samuel	1	0	0.0	0	0							
TOTAL	1	0	0.0	0	0	J. Lynch	1	5	5.0	5	0	TOTAL	2	105	52.5	100	0							
PUNTING	NO	YDS	AVG	NET	TB	IN20	LG	PUNTING	NO	YDS	AVG	NET	TB	IN20	LG									
J. Miller	3	146	48.7	45.3	0	0	50	T. Sauerbrun	6	274	45.7	39.5	0	3	58									
TOTAL	3	146	48.7	45.3	0	0	50	TOTAL	6	274	45.7	39.5	0	3	58									
PUNT RETURNS	NO	YDS	AVG	FC	LG	TD	PUNT RETURNS	NO	YDS	AVG	FC	LG	TD											
T. Dwight	3	37	12.3	1	14	0	C. Adams	1	10	10.0	2	10	0											
T. Brown	1	0	0.0	0	0	0	TOTAL	1	10	10.0	2	10	0											
[DOWNED]	1	0	0.0	0	—	0	TOTAL	1	10	10.0	2	10	0											
RETURNS	4	37	9.3	1	14	0	RETURNS	1	10	10.0	2	10	0											
KICKOFF RETURNS	NO	YDS	AVG	FC	LG	TD	KICKOFF RETURNS	NO	YDS	AVG	FC	LG	TD											
E. Hobbs	3	89	29.7	0	32	0	C. Adams	3	54	18.0	0	29	0											
A. Davis	3	61	20.3	0	21	0	Da. Williams	1	19	19.0	0	19	0											
RETURNS	6	150	25.0	0	32	0	RETURNS	4	73	18.3	0	29	0											
New England Patriots	Own	Opp.	Out	Denver Broncos	Own	Opp.	Out																	
FUMBLES	Fum	Lost	Rec.	Yds	TD	FF	Rec.	Yds	TD	Bnds	Fum	Lost	Rec.	Yds	TD	FF	Rec.	Yds	TD	Bnds				
T. Brown	1	1	0	0	0	0	0	0	0	0	C. Bailey	1	0	0	0	0	0	0	0	1				
K. Faulk	1	1	0	0	0	0	0	0	0	0	C. Brown	0	0	0	0	1	0	0	0	0				
E. Hobbs	1	1	0	0	0	0	0	0	0	0	T. Sauerbrun	0	0	0	0	1	0	0	0	0				
B. Watson	0	0	0	0	0	1	0	0	0	0	I. Gold	0	0	0	0	0	1	0	0	0				
TOTAL	3	3	0	0	0	1	0	0	0	0	TOTAL	1	0	0	0	2	3	0	0	1				

FINAL TEAM STATISTICS

	PATRIOTS	BRONCOS		PATRIOTS	BRONCOS
TOTAL FIRST DOWNS	15	16	FGs - PATs Had Blocked	0-0	0-0
By Rushing	3	6	Net punting average	45.3	39.5
By Passing	12	9	TOTAL RETURN YARDAGE (Not Including Kickoffs)	37	115
By Penalty	0	1	No. and Yards Punt Returns	4-37	1-10
THIRD DOWN EFFICIENCY	3-11-27%	4-14-29%	No. and Yards Kickoff Returns	6-150	4-73
FOURTH DOWN EFFICIENCY	0-1-0%	0-1-0%	No. and Yards Interception Returns	1-0	2-105
TOTAL NET YARDS	420	286	PENALTIES Number and Yards	8-82	4-24
Total Offensive Plays (inc. times thrown passing)	57	60	FUMBLES Number and Lost	3-3	1-0
Average gain per offensive play	7.4	4.8	TOUCHDOWNS	1	3
NET YARDS RUSHING	79	96	Rushing	0	2
Total Rushing Plays	21	32	Passing	1	1
Average gain per rushing play	3.8	3.0	Interceptions	0	0
Tackles for a loss - number and yards	1-1	0-0	EXTRA POINTS Made-Attempts	1-1	3-3
NET YARDS PASSING	341	190	Kicking Made-Attempts	1-1	3-3
Times thrown - yards lost attempting to pass	0-0	2-7	FIELD GOALS Made-Attempts	2-3	2-2
Gross yards passing	341	197	RED ZONE EFFICIENCY	1-3-33%	3-5-60%
PASS ATTEMPTS-COMPLETIONS-HAD INTERCEPTED	36-20-2	26-15-1	GOAL TO GO EFFICIENCY	1-2-50%	3-3-100%
Average gain per pass play (inc. # thrown passing)	9.5	6.8	SAFETIES	0	27
KICKOFFS Number-In End Zone-Touchbacks	4-0-0	6-3-0	FINAL SCORE	13	20
PUNTS Number and Average	3-48.7	6-45.7	TIME OF POSSESSION	28:12	31:48
Had Blocked	0	0			

BRONCOS DEFENSIVE STATISTICS

(based on coaches' film review)

PLAYER	UT	A	TT	S-YDS	I-YDS	PD	FF	FR	PLAYER	UT	A	TT	S-YDS	I-YDS	PD	FF	FR
A. Wilson	6	3	9	0-0	0-0	2	0	0	C. Brown	4	0	4	0-0	0-0	1	1	0
D. Foxworth	5	4	9	0-0	0-0	0	0	0	C. Bailey	2	0	2	0-0	1-100	3	0	0
I. Gold	6	1	7	0-0	0-0	0	0	1	Da. Williams	2	0	2	0-0	0-0	0	0	0
D.J. Williams	5	2	7	0-0	0-0	0	0	0	T. Pryce	1	0	1	0-0	0-0	0	0	0
N. Ferguson	4	1	5	0-0	0-0	0	0	0	G. Warren	0	1	1	0-0	0-0	0	0	0
J. Lynch	4	1	5	0-0	1-5	2	0	0	TEAM TOTALS	39	13	52	0-0	2-105	8	1	1



Indianapolis 49, Denver 24

Sunday, Jan. 9, 2005 • 1:07 p.m. EDT • RCA Dome • Indianapolis

WEATHER: Indoors • ATTENDANCE: 56,609 • TIME: 3:06

2004 AFC Wild Card Playoff Game

Peyton Manning threw for 458 yards with four touchdowns while also running for a score to lead the Indianapolis Colts over the Denver Broncos 49-24 in an AFC Wild Card Playoff Game at the RCA Dome in front of 56,609 fans.

The Colts jumped out to a 14-0 first-quarter lead after Manning found James Mungro for a 2-yard touchdown pass and running back Edgerrin James scored on a 1-yard run.

After Manning's second touchdown of the day, a 19-yard strike to tight end Dallas Clark, the Broncos' Jason Elam put Denver on the scoreboard with a 33-yard field goal.

The Colts' offense responded quickly, however, as Manning increased the lead to 35-3 with a 35-yard touchdown pass to Reggie Wayne and a 1-yard quarterback sneak in the closing seconds of the half.

The Broncos fought back in the third quarter when quarterback Jake Plummer capped off a 10-play, 71-yard drive with a 9-yard touchdown pass to Rod Smith.

After forcing the Colts to punt for just the second time all day, Plummer led Denver downfield once again and hit tight end Jeb Putzier for a 35-yard score. The touchdown concluded an 85-yard drive, cutting the Broncos' deficit to 35-17.

Indianapolis denied Denver any thoughts of coming back when Manning connected with Wayne for the second time in the game for a 43-yard touchdown pass early in the fourth quarter.

The Broncos scored their final points on a 1-yard touchdown run by Tatum Bell at 7:45 of the fourth quarter, but it was not enough to catch up to the potent Colts offense, which posted 530 total yards for the game.

Smith paced the Denver receivers with seven catches for 99 yards with one touchdown to give him 39 career postseason catches and move him past Ed McCaffrey (36) for third on the Broncos' all-time playoff list. Putzier finished the contest with 67 yards on three receptions, including the 35-yard touchdown.

Plummer completed 24-of-34 passes for 284 yards with two touchdowns while posting a passer rating of 103.1.

For the Colts, Manning's 458 passing yards were the most the Broncos ever yielded in a game and ranked as the second-most passing yards in a playoff game in NFL history. Wayne also posted an impressive day, catching 10 passes for 221 yards with two scores, while Clark added 112 yards on six receptions with one touchdown.

OFFICIALS:

Referee — Mike Carey (94); **Umpire** — Jim Quirk (5); **Head Linesman** — Ron Marinucci (107); **Line Judge** — Mark Periman (9); **Field Judge** — Scott Steenson (88); **Side Judge** — Larry Rose (128); **Back Judge** — Keith Ferguson (61); **Replay** — Tommy Moore.

DENVER BRONCOS

OFFENSE		DEFENSE	
WR 80 R. Smith		LE 92 M. Coleman	
LT 78 M. Lepsis		LT 68 M. Fatafeh	
LG 50 B. Hamilton		RT 75 M. Pope	
C 66 T. Nalen		RE 98 R. Hayward	
RG 65 C. Carlisle		MLB 52 D. Williams	
RT 72 G. Foster		MLB 56 A. Wilson	
TE 89 D. Carswell		SLB 59 D. Spragan	
WR 85 A. Lelie		LCB 24 C. Bailey	
QB 16 J. Plummer		RCB 31 K. Herndon	
RB 34 R. Droughns		SS 28 K. Kennedy	
FB 86 P. Hape		FS 47 J. Lynch	

BRONCOS SUBSTITUTIONS: K 1 J. Elam, P/K 6 J. Baker, WR 10 T. Luke, WR 17 D. Watts, S 25 N. Ferguson, RB 26 T. Bell, S 32 C. Young, RB 37 C. Sapp, CB 40 J. Shoate, S 42 S. Brandon, CB 45 R. Alexander, LB 53 L. Green, LB 55 P. Chukwurah, LB 58 T. Pierce, DT 61 E. Johnson, G 69 P.J. Alexander, WR 81 C. Adams, TE/LS 83 M. Leach, TE 88 J. Putzier, DE 95 A. Palepoi, DE 99 R. Johnson. **DID NOT PLAY:** QB 13 D. Kanel, T 74 C. Green. **INACTIVE:** 3QB 8 M. Mauck, FB 39 K. Johnson, LB 57 J. Sykes, G 62 D. Neil, G 63 T. Stuber, G 70 T. Clabo, DE 93 T. Pryce, DT/DE 67 D. Veal.

INDIANAPOLIS COLTS

OFFENSE		DEFENSE	
WR 87 R. Wayne		LE 79 R. Brock	
LT 78 T. Glenn		LT 90 M. Reagor	
LG 64 R. DeMulling		RT 96 J. Williams	
C 63 J. Saturday		RE 93 D. Freenev	
RG 73 J. Scott		LOLB 50 D. Thornton	
RT 71 R. Diem		MLB 94 R. Morris	
TE 81 M. Pollard		ROLB 59 C. June	
WR 88 M. Harrison		LCB 25 N. Harper	
QB 18 P. Manning		RCB 42 J. David	
RB 32 E. James		SS 21 B. Sanders	
TE 44 D. Clark		FS 28 I. Bashir	

COLTS SUBSTITUTIONS: K 10 M. Gramatica, K 13 M. Vanderjagt, P 17 H. Smith, SS 20 M. Doss, RB 23 J. Mungro, CB 26 W. Bacon, CB 27 V. Hutchins, CB 29 J. Jefferson, RB 33 D. Rhodes, SS 38 G. Sapp, SS 41 C. Bird, TE 48 J. Snow, C/G 56 T. Peko, LB 58 G. Brackett, DT 75 L. Triplett, OT 76 M. Freitas, TE 80 B. Hartscock, WR 83 B. Stokley, WR 86 T. Walters, LB 98 N. Rogers, DE 98 R. Mathis, DE 99 B. Sciolli. **DID NOT PLAY:** QB 12 J. Sorg. **INACTIVE:** 3QB 5 T. Brown, FS 39 A. Floyd, LB 51 G. Gardner, LB 55 K. Pope, G/C 61 T. Hutton, OG 65 R. Lijja, WR 84 B. Pyatt, WR 85 A. Moorehead.

		1	2	3	4	OT	TOTAL	FIELD GOALS (made () & missed)	
VISITOR	Denver Broncos	0	3	14	7	—	24	J. Elam (33)	
HOME	Indianapolis Colts	14	21	0	14	—	49		

Team	Qtr	Clock Time	PLAY DESCRIPTION (Extra Point) (Drive Info)	SCORE	
				Visitor	Home
COLTS	1	7:23	J. Mungro 2 yd. pass from P. Manning (M. Vanderjagt, kick) (9-76, 3:43)	0	7
COLTS	1	0:38	E. James 1 yd. run (M. Vanderjagt, kick) (8-87, 4:59)	0	14
COLTS	2	8:11	D. Clark 19 yd. pass from P. Manning (M. Vanderjagt, kick) (4-52, 1:42)	0	21
BRONCOS	2	5:19	J. Elam 33 yd. Field Goal (7-51, 2:52)	3	21
COLTS	2	4:29	R. Wayne 35 yd. pass from P. Manning (M. Vanderjagt, kick) (2-40, 0:50)	3	28
COLTS	2	0:06	P. Manning 1 yd. run (M. Vanderjagt, kick) (8-75, 3:07)	3	35
BRONCOS	3	9:01	R. Smith 9 yd. pass from J. Plummer (J. Elam, kick) (10-71, 5:59)	10	35
BRONCOS	3	1:10	J. Putzier 35 yd. pass from J. Plummer (J. Elam, kick) (9-85, 5:39)	17	35
COLTS	4	12:48	R. Wayne 43 yd. pass from P. Manning (M. Vanderjagt, kick) (6-80, 3:22)	17	42
BRONCOS	4	7:45	T. Bell 1 yd. run (J. Elam, kick) (10-57, 5:03)	24	42
COLTS	4	2:02	D. Rhodes 2 yd. run (M. Vanderjagt, kick) (9-45, 5:43)	24	49

FINAL INDIVIDUAL STATISTICS

Denver Broncos											Indianapolis Colts												
RUSHING	ATT	YDS	AVG	LG	TD						RUSHING	ATT	YDS	AVG	LG	TD							
T. Bell	12	49	4.1	15	1						E. James	18	63	3.5	11	1							
R. Droughns	8	29	3.6	6	0						D. Rhodes	5	12	2.4	6	1							
J. Plummer	1	0	0.0	0	0						P. Manning	1	1	1.0	1	1							
TOTAL	21	78	3.7	15	1						TOTAL	24	76	3.2	11	3							
PASSING											PASSING												
	ATT	CMP	YDS	TKD/		YD	TD	LG	IN	Rtg.		ATT	CMP	YDS	TKD/		YD	TD	LG	IN	Rtg.		
J. Plummer	34	24	284	3/24	2	35	1	103.1						P. Manning	33	27	458	1/4	4	49	1	145.7	
TOTAL	34	24	284	3/24	2	35	1	103.1						TOTAL	33	27	458	1/4	4	49	1	145.7	
PASS RECEIVING											PASS RECEIVING												
	NO	YDS	AVG	LG	TD							NO	YDS	AVG	LG	TD							
R. Smith	7	99	14.1	30	1						R. Wayne	10	221	22.1	49	2							
T. Bell	4	32	8.0	14	0						D. Clark	6	112	18.7	31	1							
R. Droughns	4	28	7.0	9	0						M. Harrison	4	51	12.5	24	0							
J. Putzier	3	67	22.3	35	1						B. Stokley	2	33	16.5	21	0							
A. Lelie	2	27	13.5	21	0						M. Pollard	2	28	14.0	25	0							
P. Hape	2	8	4.0	6	0						E. James	2	11	5.5	6	0							
D. Carswell	1	15	15.0	15	0						J. Mungro	1	2	2.0	2	1							
D. Watts	1	8	8.0	8	0																		
TOTAL	24	284	11.8	35	2						TOTAL	27	458	16.9	49	4							
INTERCEPTIONS											INTERCEPTIONS												
	NO	YDS	AVG	LG	TD							NO	YDS	AVG	LG	TD							
K. Herndon	1	0	0.0	0	0						M. Doss	1	0	0.0	0	0							
TOTAL	1	0	0.0	0	0						TOTAL	1	0	0.0	0	0							
PUNTING											PUNTING												
	NO	YDS	AVG	NET	TB	IN20	LG					NO	YDS	AVG	NET	TB	IN20	LG					
J. Baker	4	150	37.5	35.3	0	1	46				H. Smith	2	76	38.0	38.5	0	2						
TOTAL	4	150	37.5	35.3	0	1	46				TOTAL	2	76	38.0	38.5	0	2						
PUNT RETURNS											PUNT RETURNS												
	NO	YDS	AVG	FC	LG	TD						NO	YDS	AVG	FC	LG	TD						
C. Adams	1	-1	-1.0	0	-1	0					T. Walters	1	9	9.0	2	9	0						
T. Luke	0	0	0.0	1	—	0					(DOWNED)	1	0	0.0	0	—	0						
RETURNS	1	-1	-1.0	0	-1	0					RETURNS	1	9	9.0	2	9	0						
KICKOFF RETURNS											KICKOFF RETURNS												
	NO	YDS	AVG	FC	LG	TD						NO	YDS	AVG	FC	LG	TD						
C. Sapp	4	86	21.5	0	25	0					D. Rhodes	1	36	36.0	0	36	0						
R. Droughns	2	36	18.0	0	26	0					J. Mungro	1	18	18.0	0	18	0						
T. Luke	1	41	41.0	0	41	0					(TOUCHBACK)	1	0	0.0	0	—	0						
C. Adams	1	25	25.0	0	25	0																	
RETURNS	8	188	23.5	0	41	0					RETURNS	2	54	27.0	0	36	0						
Denver Broncos	Own					Opp.					Out	Indianapolis Colts	Own					Opp.					Out
FUMBLES	Fum	Lost	Rec.	Yds	TD	FF	Rec.	Yds	TD	Bnds	FUMBLES	Fum	Lost	Rec.	Yds	TD	FF	Rec.	Yds	TD	Bnds		
C. Adams	1	0	0	0	0	0	0	0	0	1	J. Snow	0	0	0	0	0	1	0	0	0	0		
TOTAL	1	0	0	0	0	0	0	0	0	1	TOTAL	0	0	0	0	0	1	0	0	0	0		

FINAL TEAM STATISTICS

BRONCOS											COLTS																					
TOTAL FIRST DOWNS											TOTAL FIRST DOWNS																					
By Rushing											18											27										
By Passing											14											18										
By Penalty											0											2										
THIRD DOWN EFFICIENCY											3-12-25%											7-10-70%										
FOURTH DOWN EFFICIENCY											2-2-100%											0-0-0%										
TOTAL NET YARDS											338											530										
Total Offensive Plays (inc. times thrown passing)											58											58										
Average gain per offensive play											5.8											9.1										
NET YARDS RUSHING											78											76										
Total Rushing Plays											21											24										
Average gain per rushing play											3.7											3.2										
Tackles for a loss – number and yards											2-3											0-0										
NET YARDS PASSING											260											454										
Times thrown – yards lost attempting to pass											3-24											1-4										
Gross yards passing											284											458										
PASS ATTEMPTS-COMPLETIONS-HAD INTERCEPTED											34-24-1											33-27-1										
Average gain per pass play (inc. # thrown passing)											7.0											13.3										
KICKOFFS Number-in End Zone-Touchbacks											5-1-1											8-0-0										
PUNTS Number and Average											4-37.5											2-38.0										
Had Blocked											0											0										
FGs – PATs Had Blocked											0-0											0-0										
Net punting average											35.3											38.5										
TOTAL RETURN YARDAGE (Not Including Kickoffs)											-1											-9										
No. and Yards Punt Returns											1 - 1											1-9										
No. and Yards Kickoff Returns											8-188											2-54										
No. and Yards Interception Returns											1-0											1-0										
PENALTIES Number and Yards											5-24											4-26										
FUMBLES Number and Lost											1-0											0-0										
TOUCHDOWNS											3											7										
Rushing											1											3										
Passing											2											4										
Interceptions											0											0										
EXTRA POINTS Made-Attempts											3-3											7-7										
Kicking Made-Attempts											3-3											7-7										
FIELD GOALS Made-Attempts											1-1											0-0										
RED ZONE EFFICIENCY											2-3-67%											5-6-83%										
GOAL TO GO EFFICIENCY											1-1-100%											4-5-80%										
SAFETIES											0											0										
FINAL SCORE											24											49										
TIME OF POSSESSION											30:42											29:18										

BRONCOS DEFENSIVE STATISTICS

(based on coaches' film review)

PLAYER	UT	A	TT	S-YDS	I-YDS	PD	FF	FR	PLAYER	UT	A	TT	S-YDS	I-YDS	PD	FF	FR
K. Herndon	8	0	8	0-0	1-0	2	0	0	J. Lynch	3	1	4	0-0	0-0	0	0	0
C. Bailey	7	0	7	0-0	0-0	0	0	0	A. Palepoi	2	1	3	0-0	0-0	0	0	0
D. Williams	5	2	7	0-0	0-0	1	0	0	R. Hayward	2	0	2	1-4	0-0	0	0	0
R. Alexander	6	0	6	0-0	0-0	1	0	0	M. Pope	2	0	2	0-0	0-0	0	0	0
M. Coleman	5	1	6	0-0	0-0	0	0	0	R. Johnson	1	1	2	0-0	0-0	0	0	0
A. Wilson	4	2	6	0-0	0-0	0	0	0	M. Fatafahi	1	0	1	0-0	0-0	0	0	0
D. Spragan	2	3	5	0-0	0-0	0	0	0	TEAM TOTALS	51	12	63	1-4	1-0	4	0	0
K. Kennedy	3	1	4	0-0	0-0	0	0	0									



Indianapolis 41, Denver 10

Sunday, Jan. 4, 2004 • 4:35 p.m. EST • RCA Dome • Indianapolis

WEATHER: Indoors • ATTENDANCE: 56,586 • TIME: 2:39

2003 AFC Wild Card Playoff Game

Denver's 2003 season came to an end with a 41-10 loss to Indianapolis in an AFC Wild Card Playoff Game in front of 56,586 fans at the RCA Dome.

On the game's opening possession, Peyton Manning led the Colts 70 yards and capped the drive when he found Brandon Stokley for a 31-yard touchdown and an early lead. Denver answered on its first drive with a 49-yard Jason Elam field goal after penalties caused the drive to stall.

Late in the first quarter, Manning completed a pass to Marvin Harrison, who fell near the Colts' 29-yard line and after not being touched by a Broncos defender got up and ran the ball in for a touchdown and a 14-3 lead. With Denver unable to sustain a drive after picking up two holding penalties, Indianapolis took possession on its 20-yard-line after a Broncos punt. Manning engineered another successful touchdown drive (8 plays, 80 yards), culminating in a 23-yard touchdown pass to Harrison.

After another Denver punt, Manning hit Stokley in stride, and he raced 87 yards for a touchdown to give the Colts a 28-3 lead with less than two minutes remaining in the half. Denver began to mount a drive, but Plummer's pass intended for Rod Smith was intercepted by David Macklin and returned 21 yards to the Colts' 42-yard-line. Mike Vanderjagt's 27-yard field goal extended the Colts' lead to 31-3 at the half.

On Denver's first possession of the third quarter, Plummer connected with Rod Smith for a 34-yard reception, moving the Broncos to the Colts' 27-yard line before Elam's 46-yard field goal attempt was blocked. Indianapolis was able to add to its lead by capping a 64-yard drive with a 7-yard touchdown pass from Manning to Reggie Wayne.

Plummer—when hit from behind by Colts defensive end Dwight Freeney—fumbled on Denver's next possession, and the ball was recovered by Rob Morris on Denver's 20-yard line. Indianapolis settled for a 20-yard field goal that put it ahead 41-3. Midway through the fourth quarter after recovering a Colts fumble on its 38-yard-line, Denver finally found the end zone for the game's final score when Plummer connected with Smith for a 7-yard touchdown.

Plummer completed 23-of-30 passes for 181 yards with one touchdown but had a pair of interceptions. Clinton Portis led the Broncos with 68 rushing yards while Smith, Shannon Sharpe and Reuben Droughns each had five receptions.

OFFICIALS:

Referee — Johnny Grier (23); **Umpire** — Ed Coukart (71); **Head Linesman** — James Wilson (43); **Line Judge** — Jeff Bergman (32); **Field Judge** — Jim Saracino (58); **Side Judge** — Doug Rosenbaum (67); **Back Judge** — Scott Green (19); **Replay** — Dean Blandino.

DENVER BRONCOS

OFFENSE		DEFENSE	
WR 80 R. Smith		LE 93 T. Pryce	
LT 74 E. Salaam		LT 68 M. Fatafeh	
LG 50 B. Hamilton		RT 90 D. Holland	
C 66 T. Nalen		RE 92 B. Berry	
RG 62 D. Neil		WLB 59 D. Spragan	
RT 78 M. Lepsis		MLB 56 A. Wilson	
TE 84 S. Sharpe		SLB 33 J. Spencer	
WR 85 A. Lelie		LCB 35 L. Herndon	
QB 16 J. Plummer		RCB 31 K. Walls	
RB 26 C. Portis		SS 28 K. Kennedy	
FB 34 R. Droughns		FS 42 S. Brandon	

BRONCOS SUBSTITUTIONS: K 1 J. Elam, P/K 4 M. Knorr, WR 12 C. Adams, CB 21 S. Turner, RB 22 Q. Griffin, CB 23 W. Middlebrooks, S 32 C. Young, CB 33 J. Spencer, RB 38 M. Anderson, CB 47 R. McNeil, LB 53 J. Rutledge, LB 55 K. Burns, G/T 65 C. Carlisle, T 71 B. Brockermeyer, DT 75 M. Pope, WR 82 A. Madise, TE/LB 83 M. Leach, TE 86 P. Hape, TE 89 D. Carswell, DE 98 R. Hayward. **DID NOT PLAY:** QB 13 D. Kanell, WR 14 N. Jackson, DT 96 D. Davis. **INACTIVE:** 3QB 17 J. Jackson, CB/WR 24 D. O'Neal, RB 37 C. Sapp, T 69 P. Alexander, T 72 G. Foster, G 79 S. Herndon, WR 87 E. McCaffrey, TE 88 J. Putzier.

INDIANAPOLIS COLTS

OFFENSE		DEFENSE	
WR 87 R. Wayne		LE 79 R. Brock	
LT 78 T. Glenn		LT 75 L. Tripplett	
LG 64 R. DeMulling		RT 90 M. Reagor	
C 56 T. Peko		RE 93 D. Freeney	
RG 63 J. Saturday		SLB 53 M. Washington	
RT 71 R. Diem		MLB 94 R. Morris	
TE 81 M. Pollard		WLB 50 R. Thornton	
WR 88 M. Harrison		LCB 21 W. Harris	
QB 18 P. Manning		RCB 27 D. Macklin	
RB 32 E. James		SS 20 D. Strickland	
TE 80 J. Davenport		FS 28 I. Bashir	

COLTS SUBSTITUTIONS: QB 7 B. Huard, K 13 M. Vanderjagt, P 17 H. Smith, DB 25 N. Harper, DB 31 C. Crosby, RB 33 D. Rhodes, DB 34 J. Doering, RB 35 R. Williams, DB 41 C. Bird, TE 48 J. Snow, LB 52 K. Whiteside, LB 57 J. Nelson, LB 58 G. Brackett, LB 59 C. June, OG 74 S. Scullio, T 76 M. Freitas, WR 83 B. Stokley, WR 86 T. Walters, DE 92 C. Bratzke, DT 96 J. Williams, DE 98 R. Mathis, DE 99 B. Sciolli. **DID NOT PLAY:** RB 36 T. Lopienski. **INACTIVE:** WR 10 T. Wilkins, WR 11 J. Dawson, 3QB 16 C. Sauter, DB 20 M. Doss, DB 39 A. Floyd, TE 44 D. Clark, TE 49 P. Mitchell, WR 85 A. Moorehead.

		1	2	3	4	OT	TOTAL	FIELD GOALS (made () & missed)	
VISITOR	Denver Broncos	3	0	0	7	—	10	J. Elam (49) 46B	
HOME	Indianapolis Colts	14	17	10	0	—	41	M. Vanderjagt (27) (20)	

Team	Qtr	Clock Time	PLAY DESCRIPTION (Extra Point) (Drive Info)	SCORE	
				Visitor	Home
COLTS	1	12:02	B. Stokley 31 yd. pass from P. Manning (M. Vanderjagt, kick) (6-70, 3:05)	0	7
BRONCOS	1	3:48	J. Elam 49 yd. Field Goal (12-47, 8:14)	3	7
COLTS	1	0:36	M. Harrison 46 yd. pass from P. Manning (M. Vanderjagt, kick) (8-81, 3:17)	3	14
COLTS	2	7:28	M. Harrison 23 yd. pass from P. Manning (M. Vanderjagt, kick) (8-80, 3:49)	3	21
COLTS	2	1:51	B. Stokley 87 yd. pass from P. Manning (M. Vanderjagt, kick) (1-87, 0:10)	3	28
COLTS	2	0:00	M. Vanderjagt 27 yd. Field Goal (6-49, 0:55)	3	31
COLTS	3	5:19	R. Wayne 7 yd. pass from P. Manning (M. Vanderjagt, kick) (12-64, 5:45)	3	38
COLTS	3	0:55	M. Vanderjagt 20 yd. Field Goal (6-17, 3:38)	3	41
BRONCOS	4	7:04	R. Smith 7 yd. pass from J. Plummer (J. Elam, kick) (12-62, 6:18)	10	41

FINAL INDIVIDUAL STATISTICS

Denver Broncos										Indianapolis Colts												
RUSHING										RUSHING												
C. Portis	ATT	YDS	AVG	LG	TD	E. James	ATT	YDS	AVG	LG	TD											
Q. Griffin	17	68	4.0	11	0	D. Rhodes	17	78	4.6	11	0											
J. Plummer	6	60	10.0	19	0	P. Manning	4	8	2.0	4	0											
	3	18	6.0	10	0	R. Williams	1	0	0.0	0	0											
						R. Williams	1	-1	-1.0	-1	0											
TOTAL	26	146	5.6	19	0	TOTAL	23	85	3.7	11	0											
PASSING										PASSING												
J. Plummer	ATT	CMP	YDS	TKO/YD	TD	LG	IN	Rtg.	P. Manning	ATT	CMP	YDS	TKO/YD	TD	LG	IN	Rtg.					
	30	23	181	2/5	1	34	2	74.4	B. Huard	5	4	17	0/0	0	16	0	80.8					
TOTAL	30	23	181	2/5	1	34	2	74.4	TOTAL	31	26	394	0/0	5	87	0	158.3					
PASS RECEIVING										PASS RECEIVING												
R. Smith	NO	YDS	AVG	LG	TD	M. Harrison	NO	YDS	AVG	LG	TD											
S. Sharpe	5	66	13.2	34	1	R. Wayne	7	133	19.0	46	2											
R. Droughns	5	31	6.2	9	0	E. James	5	43	8.6	16	1											
Q. Griffin	5	19	3.8	10	0	E. James	5	37	7.4	13	0											
C. Adams	2	18	9.0	11	0	B. Stokley	4	144	36.0	87	2											
D. Carswell	2	18	9.0	14	0	T. Walters	3	1	0.3	3	0											
C. Portis	2	12	6.0	7	0	M. Pollard	1	25	25.0	25	0											
A. Lelie	1	10	10.0	10	0	J. Davenport	1	11	11.0	11	0											
	1	7	7.0	7	0																	
TOTAL	23	181	7.9	34	1	TOTAL	26	394	15.2	87	5											
INTERCEPTIONS										INTERCEPTIONS												
	NO	YDS	AVG	LG	TD	D. Macklin	NO	YDS	AVG	LG	TD											
	0	0	0.0	—	0		2	52	26.0	31	0											
TOTAL	0	0	0.0	—	0	TOTAL	2	52	26.0	31	0											
PUNTING										PUNTING												
M. Knorr	NO	YDS	AVG	NET	TB	IN20	LG		NO	YDS	AVG	NET	TB	IN20	LG							
	2	84	42.0	32.0	1	1	44		0	0	0.0	0.0	0	0	—							
TOTAL	2	84	42.0	32.0	1	1	44	TOTAL	0	0	0.0	0.0	0	0	—							
PUNT RETURNS										PUNT RETURNS												
	NO	YDS	AVG	FC	LG	TD	(DOWNED)	NO	YDS	AVG	FC	LG	TD									
	0	0	0.0	0	—	0	(TOUCHBACK)	0	0	0.0	0	—	0									
RETURNS	0	0	0.0	0	—	0	RETURNS	0	0	0.0	0	—	0									
KICKOFF RETURNS										KICKOFF RETURNS												
R. Droughns	NO	YDS	AVG	FC	LG	TD	R. Williams	NO	YDS	AVG	FC	LG	TD									
(TOUCHBACK)	6	133	22.2	0	33	0	D. Rhodes	1	18	18.0	0	18	0									
	1	0	0.0	0	—	0		1	16	16.0	0	16	0									
RETURNS	6	133	22.2	0	33	0	RETURNS	2	34	17.0	0	18	0									
Denver Broncos										Indianapolis Colts												
FUMBLES	Fum	Lost	Rec.	Yds	TD	FF	Rec.	Yds	TD	Bnds	FUMBLES	Fum	Lost	Rec.	Yds	TD	FF	Rec.	Yds	TD	Bnds	
J. Plummer	1	1	0	0	0	0	0	0	0	0	P. Manning	1	0	1	-2	0	0	0	0	0	0	0
C. Portis	1	0	0	0	0	0	0	0	0	1	E. James	1	1	0	0	0	0	0	0	0	0	0
M. Fatafehi	0	0	0	0	0	1	0	0	0	0	M. Pollard	1	0	0	0	0	0	0	0	0	0	1
L. Walls	0	0	0	0	0	1	0	0	0	0	D. Freeney	0	0	0	0	0	1	0	0	0	0	0
R. Hayward	0	0	0	0	0	0	1	0	0	0	W. Harris	0	0	0	0	0	1	0	0	0	0	0
											R. Morris	0	0	0	0	0	1	0	0	0	0	0
TOTAL	2	1	0	0	0	2	1	0	0	1	TOTAL	3	1	1	-2	0	2	1	0	0	1	

FINAL TEAM STATISTICS

	BRONCOS	COLTS		BRONCOS	COLTS
TOTAL FIRST DOWNS	20	23	FGs – PATs Had Blocked	1-0	0-0
By Rushing	10	6	Net punting average	32.0	0.0
By Passing	9	17	TOTAL RETURN YARDAGE (Not Including Kickoffs)	0	52
By Penalty	1	0	No. and Yards Punt Returns	0-0	0-0
THIRD DOWN EFFICIENCY	4-11-36%	6-8-75%	No. and Yards Kickoff Returns	6-133	2-34
FOURTH DOWN EFFICIENCY	2-2-100%	0-1-0%	No. and Yards Interception Returns	0-0	2-52
TOTAL NET YARDS	322	479	PENALTIES Number and Yards	5-55	5-40
Total Offensive Plays (inc. times thrown passing)	58	54	FUMBLES Number and Lost	2-1	3-1
Average gain per offensive play	5.6	8.9	TOUCHDOWNS	1	5
NET YARDS RUSHING	146	85	Rushing	0	0
Total Rushing Plays	26	23	Passing	1	5
Average gain per rushing play	5.6	3.7	Interceptions	0	2
Tackles for a loss – number and yards	2-4	2-5	EXTRA POINTS Made-Attempts	1-1	5-5
NET YARDS PASSING	176	394	Kicking Made-Attempts	1-1	5-5
Times thrown – yards lost attempting to pass	2-5	0-0	FIELD GOALS Made-Attempts	1-2	2-2
Gross yards passing	181	394	RED ZONE EFFICIENCY	1-1-100%	1-3-33%
PASS ATTEMPTS-COMPLETIONS-HAD INTERCEPTED	30-23-2	31-26-0	GOAL TO GO EFFICIENCY	0-0-0%	1-3-33%
Average gain per pass play (inc. # thrown passing)	5.5	12.7	SAFETIES	0	41
KICKOFFS Number-In End Zone-Touchbacks	3-0-0	7-1-1	FINAL SCORE	10	0
PUNTS Number and Average	2-42-0	0-0-0	TIME OF POSSESSION	34:38	25:22
Had Blocked	0	0			

BRONCOS DEFENSIVE STATISTICS

(based on unofficial press box statistics)

PLAYER	UT	A	TT	S-YDS	I-YDS	PD	FF	FR	PLAYER	UT	A	TT	S-YDS	I-YDS	PD	FF	FR
S. Brandon	10	0	10	0-0	0-0	0	0	0	K. Herndon	2	0	2	0-0	0-0	0	0	0
K. Kennedy	6	2	8	0-0	0-0	0	0	0	B. Berry	1	1	2	0-0	0-0	0	0	0
A. Wilson	6	1	7	0-0	0-0	0	0	0	M. Pope	1	0	1	0-0	0-0	0	0	0
D. Spragan	3	2	5	0-0	0-0	0	0	0	W. Middlebrooks	1	0	1	0-0	0-0	0	0	0
J. Sykes	2	2	4	0-0	0-0	1	0	0	J. Spencer	1	0	1	0-0	0-0	0	0	0
R. Hayward	3	0	3	0-0	0-0	0	0	1	D. Holland	0	1	1	0-0	0-0	0	0	0
M. Fatafehi	3	0	3	0-0	0-0	0	1	0	C. Young	0	0	0	0-0	0-0	0	0	0
L. Walls	3	0	3	0-0	0-0	0	1	0	K. Burns	0	0	0	0-0	0-0	0	0	0
T. Pryce	2	0	2	0-0	0-0	0	0	0	TEAM TOTALS	44	9	53	0-0	0-0	1	2	1



Baltimore 21, Denver 3

Sunday, Dec. 31, 2000 • 12:35 p.m. EST • PSINet Stadium • Baltimore

WEATHER: Mostly Sunny, 22° (wind chill 5°), Wind NNW 20-25 mph • ATTENDANCE: 69,638 • TIME: 2:54

2000 AFC Wild Card Playoff Game

The Denver Broncos' 2000 season ended with a 21-3 defeat at the hands of the Baltimore Ravens in an AFC Wild Card Playoff Game at PSINet Stadium in Baltimore on a blustery New Year's Eve day in front of 69,638 fans.

Denver's offense managed just 177 yards—the club's third-lowest output in 28 postseason games—and nine first downs against a record-setting Ravens defense, which put an end to the Broncos' seven-game postseason winning streak.

After a scoreless first quarter, Baltimore put up the first points when Jamal Lewis reached the end zone from one yard out early in the second quarter to cap a 10-play, 75-yard drive.

The Broncos answered with a 31-yard Jason Elam field goal to narrow the deficit to 7-3 when a promising 12-play, 68-yard drive stalled after a third-and-1 opportunity at the Ravens' 12-yard line. What followed would prove to be the play of the game, if not one of the more bizarre plays of the year.

The Ravens' Corey Harris returned the ensuing kickoff 15 yards to the Baltimore 42-yard line. On first-and-10, Baltimore's Trent Diler attempted a screen pass to Lewis, who tipped the ball into and out of the hands of Denver cornerback Terrell Buckley. The loose ball was grabbed out of the air by former Broncos tight end Shannon Sharpe, who dashed 58 yards for a touchdown, boosting the lead to 14-3 at the half.

Baltimore increased its lead to 21-3 late in the third quarter when Lewis ran 27 yards for his second touchdown of the day to cap the scoring.

Denver managed just 83 yards on its eight second-half possessions and was held scoreless to preserve the lowest scoring output (3) in franchise postseason history. The Broncos penetrated Ravens territory just once all day and ran only seven plays on the Baltimore side of the field.

Broncos quarterback Gus Frerotte, subbing for the injured Brian Griese, completed 13-of-28 passes for 124 yards with one interception. Denver's Ed McCaffrey led all receivers with eight catches for 75 yards (9.4 avg.).

Mike Anderson led the Broncos in rushing with 40 yards on 15 carries. Safety Billy Jenkins and defensive end Maa Tanuvasa each had sacks for the Broncos' defense, which held Baltimore to 240 net yards of total offense and forced 10 punts. Denver also allowed the Ravens to convert just 4-of-14 (28.6%) of their third-down attempts.

OFFICIALS:

Referee — Larry Nemmers (20); **Umpire** — Bob Wagner (100); **Head Linesman** — Tony Veteri (36); **Line Judge** — Ron Phares (10); **Field Judge** — Steve Zimmer (33); **Side Judge** — Doug Toole (4); **Back Judge** — Richard Reels (83); **Replay** — Bob Boylston.

DENVER BRONCOS

OFFENSE		DEFENSE	
WR 80	R. Smith	LE 98	M. Tanuvasa
LT 77	T. Jones	LT 94	K. Traylor
LG 64	L. Friedman	RT 93	T. Pryce
C 66	T. Nalen	RE 95	K. Pittman
RG 62	D. Neil	WLB 51	J. Mobley
RT 78	M. Lepsis	MLB 56	A. Wilson
TE 89	D. Carswell	SLB 53	B. Romanowski
WR 87	E. McCaffrey	LCB 39	R. Crockett
QB 12	G. Frerotte	RCB 27	T. Buckley
RB 38	M. Anderson	SS 32	B. Jenkins
FB 29	H. Griffith	FS 26	E. Brown

BRONCOS SUBSTITUTIONS: K 1 J. Elam, K 2 S. Lindsey, P 16 T. Rouen, QB 17 J. Jackson, CB 24 D. O'Neal, S 28 K. Kennedy, CB 33 J. Spencer, CB 35 J. Suttle, FB 42 D. Smith, RB 46 K. Coleman, S 48 G. Coghill, LB 52 I. Gold, LB 55 K. Burns, LB 59 G. Cadrez, C 60 K. C. Jones, G/T 65 C. Carlisle, WR 81 S. Montgomery, WR 83 T. McGriff, TE 86 B. Chamberlain, TE 88 De. Clark, DE 92 L. Archambeau, DE 96 H. Hasselbach, DT 97 M. Lodish. **DID NOT PLAY:** QB 14 B. Griese. **INACTIVE:** RB 30 T. Davis, S 47 Da. Clark, TE 82 B. Miller, WR 84 C. Cole, WR 85 C. Fields, DT 90 J. Johnson, DE 99 M. Reagor.

BALTIMORE RAVENS

OFFENSE		DEFENSE	
WR 87	Q. Ismail	LE 90	R. Burnett
LT 75	J. Ogden	LT 95	S. Adams
LG 64	E. Mulitalo	RT 98	T. Siragusa
C 60	J. Mitchell	RE 99	M. McCrary
RG 62	M. Flynn	LLB 58	P. Boulware
RT 70	H. Wayne	MLB 52	R. Lewis
TE 82	S. Sharpe	RLB 55	J. Sharper
TE 81	B. Coates	LCB 22	D. Starks
QB 8	T. Diler	RCB 21	C. McAlister
RB 31	Ja. Lewis	SS 20	K. Herring
FB 32	S. Gash	FS 26	R. Woodson

RAVENS SUBSTITUTIONS: K 3 M. Stover, P 5 K. Richardson, QB 12 T. Banks, FB 29 C. Evans, RB 33 P. Holmes, CB 35 R. Bailey, CB 38 J. Trapp, S 42 A. Mitchell, S 45 C. Harris, LB 50 B. Jackson, LB 51 C. Brown, LB 56 A. Davis, LB 57 O. Brigance, C 66 J. Hudson, OL 77 K. Vickers, DT 79 L. Webster, WR 80 B. Stokley, WR 83 P. Johnson, WR 84 Je. Lewis, WR 86 B. Davis, DT 91 L. Dalton, DE 93 K. Washington. **DID NOT PLAY:** OT 71 S. Folau. **INACTIVE:** 30B 7 C. Redman, WR 11 M. Nash, CB 25 C. Love, S 43 A. Poindexter, OT 72 S. Williams, OG 74 O. Bobo, TE 85 J. Jones, DE 96 A. Thomas.

		1	2	3	4	OT	TOTAL	FIELD GOALS (made () & missed)	
VISITOR	Denver Broncos	0	3	0	0	—	3	J. Elam (31)	
HOME	Baltimore Ravens	0	14	7	0	—	21		

Team	Qtr	Clock Time	PLAY DESCRIPTION (Extra Point) (Drive Info)	SCORE	
				Visitor	Home
RAVENS	2	11:43	Ja. Lewis 1 yd. run (M. Stover, kick) (10-75, 5:51)	0	7
BRONCOS	2	4:31	J. Elam 31 yd. Field Goal (12-68, 7:12)	3	7
RAVENS	2	4:06	S. Sharpe 58 yd. pass from T. Diler (M. Stover, kick) (1-58, 0:25)	3	14
RAVENS	3	3:19	Ja. Lewis 27 yd. run (M. Stover, kick) (2-28, 0:42)	3	21

FINAL INDIVIDUAL STATISTICS

Denver Broncos										Baltimore Ravens										
RUSHING	ATT	YDS	AVG	LG	TD	RUSHING	ATT	YDS	AVG	LG	TD	RUSHING	ATT	YDS	AVG	LG	TD			
M. Anderson	15	40	2.7	13	0	Ja. Lewis	30	110	3.7	27	2	T. Diifer	1	0	0	0	0			
R. Smith	2	3	1.5	7	0	P. Holmes	5	6	1.2	4	0	Je. Lewis	1	5	5.0	5	0			
G. Ferrotte	1	-1	-1.0	-1	0	T. Diifer	1	2	2.0	2	0	T. Banks	1	-1	-1.0	-1	0			
TOTAL	18	42	2.3	13	0	TOTAL	38	122	3.2	27	2	TOTAL	15	9	130	2/12	1	58	0	118.2
PASSING	ATT	CMP	YDS	TKD/YD	TD	LG	IN	Rtg.	PASSING	ATT	CMP	YDS	TKD/YD	TD	LG	IN	Rtg.			
G. Ferrotte	28	13	124	4/34	0	24	1	44.3	T. Diifer	14	9	130	2/12	1	58	0	118.2			
J. Jackson	10	5	54	1/9	0	19	0	66.3	T. Banks	1	0	0	0/0	0	0	0	39.6			
TOTAL	38	18	178	5/43	0	24	1	50.1	TOTAL	15	9	130	2/12	1	58	0	110.4			
PASS RECEIVING	NO	YDS	AVG	LG	TD	PASS RECEIVING	NO	YDS	AVG	LG	TD									
E. McCaffrey	8	75	9.4	16	0	O. Ismail	4	35	8.8	15	0									
R. Smith	3	58	19.3	24	0	S. Sharpe	3	73	24.3	58	1									
M. Anderson	2	10	5.0	8	0	Ja. Lewis	1	15	15.0	15	0									
D. Carswell	2	8	4.0	6	0	S. Gash	1	7	7.0	7	0									
H. Griffith	1	16	16.0	16	0	TOTAL	9	130	14.4	58	1									
T. McGriff	1	6	6.0	6	0	INTERCEPTIONS	NO	YDS	AVG	LG	TD									
De. Clark	1	5	5.0	5	0	R. Lewis	1	4	4.0	4	0									
TOTAL	18	178	9.9	24	0	TOTAL	1	4	4.0	4	0									
INTERCEPTIONS	NO	YDS	AVG	LG	TD	INTERCEPTIONS	NO	YDS	AVG	LG	TD									
TOTAL	0	0	0.0	—	0	R. Richardson	10	383	38.3	33.0	2	4	66							
PUNTING	NO	YDS	AVG	NET	TB	IN20	LG	PUNTING	NO	YDS	AVG	NET	TB	IN20	LG					
T. Rouen	9	346	38.4	35.6	0	0	62	K. Richardson	10	383	38.3	33.0	2	4	66					
TOTAL	9	346	38.4	35.6	0	0	62	TOTAL	10	383	38.3	33.0	2	4	66					
PUNT RETURNS	NO	YDS	AVG	FC	LG	TD	PUNT RETURNS	NO	YDS	AVG	FC	LG	TD							
D. O'Neal	3	13	4.3	0	7	0	Je. Lewis	4	26	6.5	2	17	0							
D. Smith	1	0	0.0	0	0	0	(DOWNED)	3	0	0.0	0	—	0							
T. Buckley	0	0	0.0	1	—	0	RETURNS	4	26	6.5	2	17	0							
(DOWNED)	3	0	0.0	0	—	0	KICKOFF RETURNS	NO	YDS	AVG	FC	LG	TD							
(TOUCHBACK)	2	0	0.0	0	—	0	C. Harris	1	15	15.0	0	15	0							
RETURNS	4	13	3.3	1	7	0	B. Coates	1	8	8.0	0	8	0							
KICKOFF RETURNS	NO	YDS	AVG	FC	LG	TD	RETURNS	2	23	11.5	0	15	0							
B. Chamberlain	1	15	15.0	0	15	0	Denver Broncos	Own	Opp.	Out	Baltimore Ravens	Own	Opp.	Out						
D. Smith	1	15	15.0	0	15	0	FUMBLES	Fum	Lost	Rec.	Yds	TD	FF	Rec.	Yds	TD	Bnds			
D. O'Neal	1	13	13.0	0	13	0	B. Jenkins	0	0	0	0	0	1	0	0	0	0			
(TOUCHBACK)	1	0	0.0	0	—	0	TOTAL	0	0	0	0	0	1	0	0	0	0			
RETURNS	3	43	14.3	0	15	0	TOTAL	0	0	0	0	0	1	0	0	0	0			

FINAL TEAM STATISTICS

	BRONCOS	RAVENS		BRONCOS	RAVENS
TOTAL FIRST DOWNS	9	13	PUNTS Number and Average	9-38.4	10-38.3
By Rushing	1	5	Had Blocked	0	0
By Passing	8	7	FGs – PATs Had Blocked	0-0	0-0
By Penalty	0	1	Net punting average	35.6	33
THIRD DOWN EFFICIENCY	3-16-19%	4-14-29%	TOTAL RETURN YARDAGE (Not Including Kickoffs)	13	30
FOURTH DOWN EFFICIENCY	1-3-33%	0-0-0%	No. and Yards Punt Returns	4-13	4-26
TOTAL NET YARDS	177	240	No. and Yards Kickoff Returns	3-43	2-23
Total Offensive Plays (inc. times thrown passing)	61	55	No. and Yards Interception Returns	0-0	1-4
Average gain per offensive play	2.9	4.4	PENALTIES Number and Yards	6-33	4-30
NET YARDS RUSHING	42	122	FUMBLES Number and Lost	0-0	1-0
Total Rushing Plays	18	38	TOUCHDOWNS	0	2
Average gain per rushing play	2.3	3.2	Rushing	0	2
Tackles for a loss – number and yards	1-4	3.6	Passing	0	1
NET YARDS PASSING	135	118	EXTRA POINTS Made-Attempts	0-0	3-3
Times thrown – yards lost attempting to pass	5-43	2-12	Kicking Made-Attempts	0-0	3-3
Gross yards passing	178	130	FIELD GOALS Made-Attempts	1-1	0-0
PASS ATTEMPTS-COMPLETIONS-HAD INTERCEPTED	38-18-1	15-9-0	SAFETIES	3	21
Average gain per pass play (inc. # thrown passing)	3.1	6.9	FINAL SCORE	0	0
KICKOFFS Number-In End Zone-Touchbacks	2-0-0	4-1-1	TIME OF POSSESSION	27:37	32:23

BRONCOS DEFENSIVE STATISTICS

(based on unofficial press box statistics)																	
PLAYER	UT	A	TT	S-YDS	I-YDS	PD	FF	FR	PLAYER	UT	A	TT	S-YDS	I-YDS	PD	FF	FR
B. Jenkins	10	2	12	1-10	0-0	0	1	0	I. Gold	1	0	1	0-0	0-0	0	0	0
T. Pryce	7	0	7	0-0	0-0	1	0	0	M. Lodish	1	0	1	0-0	0-0	0	0	0
J. Mobley	6	0	6	0-0	0-0	0	0	0	K. Traylor	0	1	1	0-0	0-0	0	0	0
A. Wilson	4	2	6	0-0	0-0	0	0	0	L. Archambeau	0	0	0	0-0	0-0	0	0	0
E. Brown	4	1	5	0-0	0-0	0	0	0	T. Buckley	0	0	0	0-0	0-0	0	0	0
M. Tanuvasa	3	2	5	1-2	0-0	0	0	0	G. Gadrez	0	0	0	0-0	0-0	0	0	0
H. Hasselbach	4	0	4	0-0	0-0	0	0	0	D. O'Neal	0	0	0	0-0	0-0	0	0	0
B. Romanowski	2	2	4	0-0	0-0	0	0	0	J. Spencer	0	0	0	0-0	0-0	0	0	0
K. Pittman	2	1	3	0-0	0-0	0	0	0	TEAM TOTALS	46	11	57	2-12	0-0	1	1	0
R. Crockett	2	0	2	0-0	0-0	0	0	0									



Denver 34, Atlanta 19

Sunday, Jan. 31, 1999 • 6:25 p.m. EST • Pro Player Stadium • Miami

WEATHER: Mostly Cloudy, 73°, Wind E 10 mph • **ATTENDANCE:** 74,803 • **TIME:** 3:18

Super Bowl XXXIII



The Denver Broncos clinched their second consecutive World Championship with a 34-19 victory over the Atlanta Falcons in Super Bowl XXXIII before 74,803 fans at Miami's Pro Player Stadium and millions more watching around the world. Denver became just the sixth franchise in NFL history to win back-to-back Super Bowl titles and posted the seventh repeat championship in Super Bowl history.

Quarterback John Elway claimed the game's Most Valuable Player award by completing 18-of-29 passes for 336 yards (third most in Super Bowl history at the time), including an 80-yard scoring toss to Rod Smith in the second quarter that tied for the second-longest TD pass in Super Bowl history. Elway also ran for a 3-yard score in the fourth quarter, making him the oldest player (38) to score a touchdown in the Super Bowl, eclipsing the mark he set a year earlier by scoring in Super Bowl XXXII.

Elway's accurate passing and the effective running of Terrell Davis, who set an NFL record with his seventh consecutive 100-yard game in the postseason (102 yards), kept the Falcons off balance all night. The Broncos' defense chipped in with two sacks and four takeaways, including two interceptions by Darrien Gordon, who set a Super Bowl record for most interception return yards in a game (108).

Atlanta took the opening kickoff and capped its drive with a 32-yard Morten Andersen field goal before Denver answered with the game's next 17 points. The first score came on a 1-yard run by Howard Griffith that ended a 10-play, 80-yard opening drive by the Broncos, and the lead was increased to 10-3 on a 26-yard Jason Elam field goal that capped Denver's third possession. After Andersen missed a 26-yard field goal attempt, the Broncos answered with the Elway-to-Smith 80-yard score on the next play to push the lead to 17-3. The Falcons narrowed the margin to 17-6 at halftime with a 28-yard Andersen field goal.

After a scoreless third quarter, Denver took advantage of Gordon's first interception by capping a short 24-yard drive with another Griffith 1-yard touchdown run early in the fourth quarter. Gordon's second interception set up Elway's 3-yard touchdown run that put Denver ahead 31-6 with 11:20 remaining. Two late touchdowns by Atlanta, sandwiched around a 37-yard Elam field goal, produced the final margin.

OFFICIALS:

Referee — Bernie Kukar (86); **Umpire** — Jim Daopoulos (75); **Head Linesman** — Sanford Rivers (21); **Line Judge** — Ron Baynes (56); **Field Judge** — Tim Millis (80); **Side Judge** — Gary Lane (120); **Back Judge** — Don Hakes (96).

DENVER BRONCOS

OFFENSE		DEFENSE	
WR 80 R. Smith	LE 96 H. Hasselbach	LT 77 T. Jones	LT 94 K. Traylor
LG 69 M. Schlereth	RT 93 T. Pryce	C 66 T. Nalen	RE 98 M. Tanuvasa
RG 62 D. Neil	WLB 51 J. Mobley	RT 74 H. Swayne	MLB 59 G. Cadrez
TE 84 S. Sharpe	SLB 53 B. Romanowski	WR 87 E. McCaffrey	LCB 39 R. Crockett
QB 7 J. Elway	RCB 21 D. Gordon	HB 30 T. Davis	SS 34 T. Braxton
FB 29 H. Griffith	FS 27 S. Atwater		

BRONCOS SUBSTITUTIONS: K 1 J. Elam, QB 6 B. Brister, P 16 T. Rouen, CB 20 T. James, RB 22 V. Hebron, CB 25 D. Johnson, CB 28 T. Paul, RB 31 D. Loville, RB 37 A. Lynn, FB 42 D. Smith, S 48 G. Coghill, LB 56 K. Burns, G 63 D. Diaz-Infante, T 78 M. Lepsis, WR 82 M. Nash, WR 85 W. Green, TE 86 B. Chamberlain, TE 89 D. Carswell, DE 90 N. Smith, DE 91 A. Williams, DE 95 M. Washington, DT 97 M. Lodish, LB 99 S. Joyner. **INACTIVE:** QB 14 B. Griese, S 26 E. Brown, LB 54 N. Wayne, C 60 K.C. Jones, T 70 T. Teague, DE 73 C. Brown, G 79 C. Banks, WR 83 J. Armour.

ATLANTA FALCONS

OFFENSE		DEFENSE	
WR 80 T. Martin	LE 92 L. Archambeau	LT 70 B. Whitfield	LT 98 T. Hall
LG 68 C. Collins	RT 75 S. Dronett	C 61 R. Tobeck	RE 90 C. Smith
RG 69 G. Williams	WLB 97 C. Bennett	RT 74 E. Salaam	MLB 58 J. Tuggle
TE 88 O.J. Santiago	SLB 94 H. Crockett	WR 81 T. Mathis	LCB 34 R. Buchanan
QB 12 C. Chandler	RCB 20 M. Booker	RB 32 J. Anderson	SS 35 W. White
FB 85 B. Kozlowski	FS 41 E. Robinson		

FALCONS SUBSTITUTIONS: P 4 D. Strzyzinski, K 5 M. Andersen, CB 21 E. Williams, CB 23 R. Bradford, S 25 D. Bush, RB 28 H. Green, CB 29 R. Fuller, FB 45 G. Downs, LB 52 C. Sauer, LB 54 R. Hamilton, LB 56 K. Brooking, LB 59 B. Talley, G 64 B. Hallen, C/G 67 A. Schreiber, T 76 J. Portilla, WR 82 R. Harris, WR 83 T. Dwight, TE 86 E. Smith, DE 91 J. Burrough, DT 95 E. Tualo, DE 96 A. Edwards. **DID NOT PLAY:** QB 17 S. DeBerg, RB 33 K. Oxendine. **INACTIVE:** QB 13 T. Graziani, CB 26 D. Anderson, S 27 O. Brown, S 47 C. Bayne, G/C 79 D. Widell, TE 84 R. Monroe, WR 89 T. Kinchen, DE 93 S. Swayda.

		1	2	3	4	OT	TOTAL	FIELD GOALS (made () & missed)	
VISITOR	Denver Broncos	7	10	0	17	—	34	J. Elam (26) 38WR 48WL (37)	
HOME	Atlanta Falcons	3	3	0	13	—	19	M. Andersen (32) 26WR (28)	

Team	Qtr	Clock Time	PLAY DESCRIPTION (Extra Point) (Drive Info)	SCORE	
				Visitor	Home
FALCONS	1	9:35	M. Andersen 32 yd. Field Goal (10-48, 5:25)	0	3
BRONCOS	1	3:55	H. Griffith 1 yd. run (J. Elam, kick) (10-80, 5:40)	7	3
BRONCOS	2	9:17	J. Elam 26 yd. Field Goal (11-63, 4:58)	10	3
BRONCOS	2	4:54	R. Smith 80 yd. pass from J. Elway (J. Elam, kick) (1-80, 0:13)	17	3
FALCONS	2	2:25	M. Andersen 28 yd. Field Goal (7-38, 2:29)	17	6
BRONCOS	4	14:56	H. Griffith 1 yd. run (J. Elam, kick) (5-24, 1:50)	24	6
BRONCOS	4	11:20	J. Elway 3 yd. run (J. Elam, kick) (3-48, 1:17)	31	6
FALCONS	4	11:01	T. Dwight 94 yd. kickoff return (M. Andersen, kick)	31	13
BRONCOS	4	7:08	J. Elam 37 yd. Field Goal (7-36, 3:53)	34	13
FALCONS	4	2:04	T. Mathis 3 yd. pass from C. Chandler (2-pt. Attempt Failed) (16-76, 5:04)	34	19

FINAL INDIVIDUAL STATISTICS

Denver Broncos										Atlanta Falcons													
RUSHING	ATT	YDS	AVG	LG	TD						RUSHING	ATT	YDS	AVG	LG	TD							
T. Davis	25	102	4.1	15	0						J. Anderson	18	96	5.3	15	0							
H. Griffith	4	9	2.3	4	2						C. Chandler	4	30	7.5	12	0							
D. Loville	2	8	4.0	6	0						T. Dwight	1	5	5.0	5	0							
J. Elway	3	2	0.7	3	1																		
R. Smith	1	1	1.0	1	0																		
B. Brister	1	-1	-1.0	-1	0																		
TOTAL	36	121	3.4	15	3						TOTAL	23	131	5.7	15	0							
PASSING										PASSING													
	ATT	CMP	YDS	TD	LG	IN	Rtg.					ATT	CMP	YDS	TD	LG	IN	Rtg.					
J. Elway	29	18	336	0/0	1	80	1	99.2				C. Chandler	35	19	219	2/13	1	30	3	47.2			
TOTAL	29	18	336	0/0	1	80	1	99.2				TOTAL	35	19	219	2/13	1	30	3	47.2			
PASS RECEIVING										PASS RECEIVING													
	NO	YDS	AVG	LG	TD							NO	YDS	AVG	LG	TD							
R. Smith	5	152	30.4	80	1						T. Mathis	7	85	12.1	30	1							
E. McCaffrey	5	72	14.4	25	0						T. Martin	5	79	15.8	23	0							
B. Chamberlain	3	29	9.7	13	0						J. Anderson	3	16	5.3	9	0							
T. Davis	2	50	25.0	39	0						R. Harris	2	21	10.5	13	0							
S. Sharpe	2	26	13.0	14	0						O.J. Santiago	1	13	13.0	13	0							
H. Griffith	1	7	7.0	7	0						B. Kozlowski	1	5	5.0	5	0							
TOTAL	18	336	18.7	80	1						TOTAL	19	219	11.5	30	1							
INTERCEPTIONS										INTERCEPTIONS													
	NO	YDS	AVG	LG	TD							NO	YDS	AVG	LG	TD							
D. Gordon	2	108	54.0	58	0						R. Bradford	1	1	1.0	1	0							
D. Johnson	1	28	28.0	28	0																		
TOTAL	3	136	45.3	58	0						TOTAL	1	1	1.0	1	0							
PUNTING										PUNTING													
	NO	YDS	AVG	NET	TB	IN20	LG					NO	YDS	AVG	NET	TB	IN20	LG					
T. Rouen	1	35	35.0	35.0	0	1	35				D. Strzyzinski	1	39	39.0	39.0	0	0	39					
TOTAL	1	35	35.0	35.0	0	1	35				TOTAL	1	39	39.0	39.0	0	0	39					
PUNT RETURNS										PUNT RETURNS													
	NO	YDS	AVG	FC	LG	TD					NO	YDS	AVG	FC	LG	TD							
(DOWNED)	1	0	0.0	0	—	0				T. Dwight	0	0	0.0	1	—	0							
RETURNS	0	0	0.0	0	—	0				RETURNS	0	0	0.0	1	—	0							
KICKOFF RETURNS										KICKOFF RETURNS													
	NO	YDS	AVG	FC	LG	TD					NO	YDS	AVG	FC	LG	TD							
V. Hebron	2	42	21.0	0	26	0				T. Dwight	5	210	42.0	0	94	1							
B. Chamberlain	1	2	2.0	0	2	0				B. Kozlowski	2	17	8.5	0	16	0							
RETURNS	3	44	14.7	0	26	0				RETURNS	7	227	32.4	0	94	1							
Denver Broncos										Atlanta Falcons													
	Fum	Lost	Rec.	Yds	TD	FF	Rec.	Yds	TD	Bnds		Fum	Lost	Rec.	Yds	TD	FF	Rec.	Yds	TD	Bnds		
G. Coghill	0	0	0	0	0	1	0	0	0	0	J. Anderson	1	1	0	0	0	0	0	0	0	0	0	
T. Braxton	0	0	0	0	0	1	4	0	0	0													
TOTAL	0	0	0	0	1	1	4	0	0	0	TOTAL	1	1	0	0	0	0	0	0	0	0	0	

FINAL TEAM STATISTICS

	BRONCOS	FALCONS		BRONCOS	FALCONS
TOTAL FIRST DOWNS	22	21	FGs – PATs Had Blocked	0-0	0-0
By Rushing	8	8	TOTAL RETURN YARDAGE (Not Including Kickoffs)	136	1
By Passing	14	12	No. and Yards Punt Returns	0-0	0-0
By Penalty	0	1	No. and Yards Kickoff Returns	3-44	7-227
THIRD DOWN EFFICIENCY	6-13-46%	5-11-45%	No. and Yards Interception Returns	3-136	1-1
FOURTH DOWN EFFICIENCY	0-1-0%	1-2-50%	PENALTIES Number and Yards	4-61	0-0
TOTAL NET YARDS	457	337	FUMBLES Number and Lost	0-0	1-1
Total Offensive Plays (inc. times thrown passing)	65	60	TOUCHDOWNS	4	2
Average gain per offensive play	7.0	5.6	Rushing	3	0
NET YARDS RUSHING	121	131	Passing	1	1
Total Rushing Plays	36	23	Kickoff Returns	0	1
Average gain per rushing play	3.4	5.7	EXTRA POINTS Made-Attempts	4-4	1-2
NET YARDS PASSING	336	206	Kicking Made-Attempts	4-4	1-1
Times thrown – yards lost attempting to pass	0-0	2-13	Passing Made-Attempts	0-0	0-1
Gross yards passing	336	219	FIELD GOALS Made-Attempts	2-4	2-3
PASS ATTEMPTS-COMPLETIONS-HAD INTERCEPTED	29-18-1	35-19-3	SAFETIES	0	0
Average gain per pass play (inc. # thrown passing)	11.6	5.6	FINAL SCORE	34	19
KICKOFFS Number-In End Zone-Touchbacks	7-0-0	5-2-1	TIME OF POSSESSION	31:23	28:37
PUNTS Number and Average	1-35	1-39			
Had Blocked	0	0			

BRONCOS DEFENSIVE STATISTICS

<i>(based on unofficial press box statistics)</i>																	
PLAYER	UT	A	TT	S-YDS	I-YDS	PD	FF	FR	PLAYER	UT	A	TT	S-YDS	I-YDS	PD	FF	FR
G. Cadrez	4	4	8	0-0	0-0	0	0	0	H. Hasselbach	1	1	2	0-0	0-0	0	0	0
S. Atwater	4	3	7	0-0	0-0	1	0	0	G. Coghill	1	0	1	0-0	0-0	0	1	0
R. Crockett	5	0	5	0-0	0-0	0	0	0	D. Johnson	1	0	1	0-0	1-28	1	0	0
B. Romanowski	4	1	5	1-7	0-0	1	0	0	M. Washington	1	0	1	0-0	0-0	0	0	0
D. Gordon	2	1	3	0-0	2-108	3	0	0	T. Pryce	0	1	1	0-0	0-0	0	0	0
M. Tanuvasa	2	1	3	0-0	0-0	0	0	0	N. Smith	0	1	1	0-0	0-0	0	0	0
J. Mobley	1	2	3	1-6	0-0	0	0	0	T. James	0	0	0	0-0	0-0	1	0	0
K. Traylor	1	2	3	0-0	0-0	1	0	0	M. Lodish	0	0	0	0-0	0-0	0	0	0
A. Williams	2	0	2	0-0	0-0	2	0	0	TEAM TOTALS	30	18	48	2-13	3-136	11	1	1
T. Braxton	1	1	2	0-0	0-0	1	0	1									



Denver 23, N.Y. Jets 10

Sunday, Jan. 17, 1999 • 2:15 p.m. MST • Mile High Stadium • Denver

WEATHER: Sunny, 41° (wind chill 18°), Wind NW 24 mph • **ATTENDANCE:** 75,482 • **TIME:** 3:16

1998 AFC Championship Game

The Broncos clinched their AFC-record sixth berth in a Super Bowl by defeating the New York Jets 23-10 in the AFC Championship Game before a crowd of 75,482 fans at Mile High Stadium and a CBS national television audience.

After failing to score in the first half, the Broncos scored 20 third-quarter points to take control of the game. The win propelled Denver to the Super Bowl for the second consecutive season, matching the back-to-back Super Bowl appearances of the 1986 and '87 Broncos.

The Jets took a 10-0 lead after John Hall's 32-yard field goal in the second quarter and Curtis Martin's 1-yard touchdown run early in the third quarter that was set up by a blocked punt at the Broncos' 1-yard line. That touchdown proved to be just the wake-up call that Denver needed to ignite its offense as well as the unusually quiet Mile High crowd. On first-and-10 from the 36-yard line, John Elway connected with Ed McCaffrey on a 47-yard pass play before finding fullback Howard Griffith for an 11-yard touchdown pass to narrow the Jets' lead to 10-7.

Then, a wind-stifled kickoff fumble was recovered by Broncos linebacker Keith Burns and turned into a 44-yard Jason Elam field goal to tie the game. Following another Elam field goal, the Broncos opened up a 10-point lead, 20-10, on Terrell Davis' 31-yard touchdown run late in the third quarter.

The Broncos' defense, which deserved credit for keeping the club in the game in the first half while the offense sputtered, forced six turnovers (including two interceptions by Darrien Gordon) and held the Jets to 14 yards on 13 rushes. The four opponent fumbles recovered by Denver set a franchise postseason record.

Davis set numerous records during the contest, including passing his own NFL-record total of 2,331 yards rushing in an entire season (regular and postseason combined) set in 1997 and rushing for 100 yards for the sixth consecutive postseason game to tie John Riggins for the most all time. He also passed Larry Csonka and Riggins for seventh and sixth place in career postseason rushing yards. Tight end Shannon Sharpe (two catches) tied Vance Johnson (40) for the most career receptions in the postseason by a Bronco while Elam's three field goals tied a Denver single-game playoff record.

With its win, Denver maintained a perfect record (12-0) when leading after three quarters in the playoffs.

OFFICIALS:

Referee — Ed Hochuli (85); **Umpire** — Chad Brown (31); **Head Linesman** — George Hayward (54); **Line Judge** — Tom Barnes (55); **Field Judge** — Tom Sifferman (118); **Side Judge** — Doug Toole (4); **Back Judge** — Richard Reels (83).

DENVER BRONCOS

OFFENSE		DEFENSE	
WR 80 R. Smith		LE 96 H. Hasselbach	
LT 77 T. Jones		LT 94 K. Traylor	
LG 69 M. Schlereth		RT 93 T. Pryce	
C 66 T. Nalen		RE 98 M. Tanuvasa	
RG 62 D. Neil		WLB 51 J. Mobley	
RT 74 H. Swayne		MLB 59 G. Cadrez	
TE 84 S. Sharpe		SLB 53 B. Romanowski	
WR 87 E. McCaffrey		LCB 39 R. Crockett	
QB 7 J. Elway		RCB 21 D. Gordon	
HB 30 T. Davis		CB 25 D. Johnson	
TE 89 D. Carswell		FS 27 S. Atwater	

BRONCOS SUBSTITUTIONS: K 1 J. Elam, P 16 T. Rouen, CB 20 T. James, RB 22 V. Hebron, CB 28 T. Paul, FB 29 H. Griffith, RB 31 D. Loville, S 34 T. Braxton, RB 37 A. Lynn, FB 42 D. Smith, S 48 G. Coghill, LB 56 K. Burns, G 63 D. Diaz-Infante, T 78 M. Lepsis, WR 82 M. Nash, WR 85 W. Green, TE 86 B. Chamberlain, DE 90 N. Smith, DE 91 A. Williams, DE 95 M. Washington, DT 97 M. Lodish, LB 99 S. Joyner. **DID NOT PLAY:** QB 6 B. Brister. **INACTIVE:** QB 14 B. Griese, S 26 E. Brown, LB 54 N. Wayne, C 60 K.C. Jones, T 70 T. Teague, DE 73 C. Brown, G 79 C. Banks, WR 83 J. Armour.

NEW YORK JETS

OFFENSE		DEFENSE	
WR 19 K. Johnson		LE 95 R. Lyle	
LT 76 J. Elliott		LT 72 J. Ferguson	
LG 62 T. Burger		RE 98 A. Pleasant	
C 68 K. Mawae		OLB 53 C. Cascadden	
RG 70 M. O'Dwyer		LLB 57 M. Lewis	
RT 69 J. Fabin		MLB 52 P. Johnson	
TE 88 K. Brady		RLB 51 B. Cox	
WR 80 W. Chrebet		LCB 24 R. Mickens	
QB 16 V. Testaverde		RCB 45 O. Smith	
RB 28 C. Martin		SS 21 V. Green	
FB 41 K. Byars		FS 44 C. Brown	

JETS SUBSTITUTIONS: K 9 J. Hall, P 17 J. Kidd, RB 22 D. Meggett, S 23 K. Williams, S 30 C. Hayes, CB 31 A. Glenn, CB 42 M. Coleman, S 47 S. Frost, LB 50 R. Holmberg, LB 54 D. Gordon, LB 58 J. Farris, C/G 65 J. Hudson, C/G 67 M. Gistler, T/G 71 K. Jenkins, TE 82 B. Spence, TE 84 F. Baxter, WR 86 A. Van Dyke, WR 89 D. Ward, DE 92 B. Hamilton, DT 93 E. Logan, DE 99 E. Ogbogu. **DID NOT PLAY:** QB 6 R. Lucas, RB 20 R. Anderson. **INACTIVE:** QB 4 G. Foley, S 26 J. Henderson, FB 33 J. Sowell, G/T 60 D. Karczewski, G 66 A. Bernstein, DT 75 C. Hansen, G 79 J. Bundern, DE 97 D. Boose.

		1	2	3	4	OT	TOTAL	FIELD GOALS (made () & missed)	
VISITOR	New York Jets	0	3	7	0	—	10	J. Hall	42WR (32)
HOME	Denver Broncos	0	0	20	3	—	23	J. Elam	(44) (48) (35)

Team	Qtr	Clock Time	PLAY DESCRIPTION (Extra Point) (Drive Info)	SCORE	
				Visitor	Home
JETS	2	0:00	J. Hall 32 yd. Field Goal (6-46, 0:38)	3	0
JETS	3	11:56	C. Martin 1 yd. run (J. Hall, kick) (1-1, 0:04)	10	0
BRONCOS	3	10:18	H. Griffith 11 yd. pass from J. Elway (J. Elam, kick) (3-64, 1:38)	10	7
BRONCOS	3	8:23	J. Elam 44 yd. Field Goal (4-5, 1:46)	10	10
BRONCOS	3	2:58	J. Elam 48 yd. Field Goal (8-27, 3:14)	10	13
BRONCOS	3	0:18	T. Davis 31 yd. run (J. Elam, kick) (3-38, 1:24)	10	20
BRONCOS	4	3:40	J. Elam 35 yd. Field Goal (4-1, 1:00)	10	23

FINAL INDIVIDUAL STATISTICS

New York Jets										Denver Broncos													
RUSHING	ATT	YDS	AVG	LG	TD	RUSHING	ATT	YDS	AVG	LG	TD	RUSHING	ATT	YDS	AVG	LG	TD						
C. Martin	13	14	1.1	4	1	T. Davis	32	167	5.2	31	1	J. Elway	3	13	4.3	9	0						
												D. Loville	2	7	3.5	4	0						
												T. Rouen	1	-9	-9.0	-9	0						
TOTAL	13	14	1.1	4	1	TOTAL	38	178	4.7	31	1	TOTAL	38	178	4.7	31	1						
PASSING	ATT	CMP	YDS	TKD/YD	TD	LG	IN	Rtg.	PASSING	ATT	CMP	YDS	TKD/YD	TD	LG	IN	Rtg.						
V. Testaverde	52	31	356	0/0	0	28	2	64.3	J. Elway	34	13	173	3/20	1	47	0	65.0						
TOTAL	52	31	356	0/0	0	28	2	64.3	TOTAL	34	13	173	3/20	1	47	0	65.0						
PASS RECEIVING	NO	YDS	AVG	LG	TD	PASS RECEIVING	NO	YDS	AVG	LG	TD	PASS RECEIVING	NO	YDS	AVG	LG	TD						
W. Chrebet	8	121	15.1	28	0	E. McCaffrey	3	66	22.0	47	0	R. Smith	3	37	12.3	15	0						
K. Johnson	7	73	10.4	25	0	B. Chamberlain	2	26	13.0	16	0	S. Sharpe	2	14	7.0	8	0						
D. Ward	5	61	12.2	26	0	T. Davis	1	12	12.0	12	0	H. Griffith	1	11	11.0	11	1						
C. Martin	4	39	9.8	27	0	D. Carswell	1	7	7.0	7	0	TOTAL	13	173	13.3	47	1						
K. Byars	3	33	11.0	19	0	TOTAL	13	173	13.3	47	1	TOTAL	13	173	13.3	47	1						
K. Brady	2	11	5.5	8	0	INTERCEPTIONS	NO	YDS	AVG	LG	TD	INTERCEPTIONS	NO	YDS	AVG	LG	TD						
A. Van Dyke	1	16	16.0	16	0	D. Gordon	2	48	24.0	30	0	D. Gordon	2	48	24.0	30	0						
D. Meggett	1	2	2.0	2	0	TOTAL	2	48	24.0	48	0	TOTAL	2	48	24.0	48	0						
TOTAL	31	356	11.5	28	0	TOTAL	2	48	24.0	48	0	TOTAL	2	48	24.0	48	0						
INTERCEPTIONS	NO	YDS	AVG	LG	TD	INTERCEPTIONS	NO	YDS	AVG	LG	TD	INTERCEPTIONS	NO	YDS	AVG	LG	TD						
TOTAL	0	0	0.0	—	0	TOTAL	2	48	24.0	48	0	TOTAL	2	48	24.0	48	0						
PUNTING	NO	YDS	AVG	NET	TB	IN20	LG	PUNTING	NO	YDS	AVG	NET	TB	IN20	LG	PUNTING	NO	YDS	AVG	NET	TB	IN20	LG
J. Kidd	7	335	47.9	36.6	0	3	53	T. Rouen	7	317	45.3	39.1	0	3	59	T. Rouen	7	317	45.3	39.1	0	3	59
TOTAL	7	335	47.9	36.6	0	3	53	TOTAL	8	317	39.6	34.3	0	3	59	TOTAL	8	317	39.6	34.3	0	3	59
PUNT RETURNS	NO	YDS	AVG	FC	LG	TD	PUNT RETURNS	NO	YDS	AVG	FC	LG	TD	PUNT RETURNS	NO	YDS	AVG	FC	LG	TD			
D. Meggett	3	43	14.3	0	33	0	D. Gordon	5	79	15.8	0	36	0	D. Gordon	5	79	15.8	0	36	0			
(DOWNED)	3	0	0.0	0	—	0	(DOWNED)	1	0	0.0	0	—	0	(DOWNED)	1	0	0.0	0	—	0			
(OUT OF BOUNDS)	1	0	0.0	0	—	0	(OUT OF BOUNDS)	1	0	0.0	0	—	0	(OUT OF BOUNDS)	1	0	0.0	0	—	0			
RETURNS	3	43	14.3	0	33	0	RETURNS	5	79	15.8	0	36	0	RETURNS	5	79	15.8	0	36	0			
KICKOFF RETURNS	NO	YDS	AVG	FC	LG	TD	KICKOFF RETURNS	NO	YDS	AVG	FC	LG	TD	KICKOFF RETURNS	NO	YDS	AVG	FC	LG	TD			
D. Meggett	3	32	10.7	0	16	0	V. Hebron	1	28	28.0	0	28	0	V. Hebron	1	28	28.0	0	28	0			
B. Hamilton	1	14	14.0	0	14	0	(TOUCHBACK)	1	0	0.0	0	—	0	(TOUCHBACK)	1	0	0.0	0	—	0			
J. Farris	1	0	0.0	0	0	0	RETURNS	1	28	28.0	0	28	0	RETURNS	1	28	28.0	0	28	0			
(TOUCHBACK)	1	0	0.0	0	—	0	TOTAL	1	28	28.0	0	28	0	TOTAL	1	28	28.0	0	28	0			
RETURNS	5	46	9.2	0	16	0	TOTAL	1	28	28.0	0	28	0	TOTAL	1	28	28.0	0	28	0			
New York Jets	Fum	Lost	Own Rec.	Yds	TD	Opp. Rec.	Yds	TD	Out Bnds	Denver Broncos	Fum	Lost	Own Rec.	Yds	TD	Opp. Rec.	Yds	TD	Out Bnds				
C. Martin	1	1	0	0	0	0	0	0	0	T. Braxton	0	0	0	0	0	0	0	0	0				
K. Byars	1	1	0	0	0	0	0	0	0	J. Elway	1	0	-6	0	0	0	0	0	0				
J. Farris	1	1	0	0	0	0	0	0	0	T. Davis	0	0	1	0	0	0	0	0	0				
A. Van Dyke	1	1	0	0	0	0	0	0	0	T. Rouen	1	0	1	0	0	0	0	0	0				
TOTAL	4	4	0	0	0	0	0	0	0	TOTAL	2	0	2	-6	0	3	4	-2	0				

FINAL TEAM STATISTICS

JETS										BRONCOS											
TOTAL FIRST DOWNS	18					14					PUNTS Number and Average	7-47.9					8-39.6				
By Rushing	1					8					Had Blocked	0					1				
By Passing	17					6					FGs – PATs Had Blocked	0-0					0-0				
By Penalty	0					0					TOTAL RETURN YARDAGE (Not Including Kickoffs)	43					127				
THIRD DOWN EFFICIENCY	3-12-25%					4-19-21%					No. and Yards Punt Returns	3-43					5-79				
FOURTH DOWN EFFICIENCY	1-1-100%					1-4-25%					No. and Yards Kickoff Returns	5-46					1-28				
TOTAL NET YARDS	370					331					No. and Yards Interception Returns	0-0					2-48				
Total Offensive Plays (inc. times thrown passing)	65					75					PENALTIES Number and Yards	6-49					6-47				
Average gain per offensive play	5.7					4.4					FUMBLES Number and Lost	4-4					1-2				
NET YARDS RUSHING	14					178					TOUCHDOWNS	1					2				
Total Rushing Plays	13					38					Rushing	1					1				
Average gain per rushing play	1.1					4.7					Passing	0					1				
NET YARDS PASSING	356					153					EXTRA POINTS Made-Attempts	1-1					2-2				
Times thrown – yards lost attempting to pass	0-0					3-20					Kicking Made-Attempts	1-1					2-2				
Gross yards passing	356					173					FIELD GOALS Made-Attempts	1-2					3-3				
PASS ATTEMPTS-COMPLETIONS-HAD INTERCEPTED	52-31-2					34-13-0					SAFETIES	0					0				
Average gain per pass play (inc. # thrown passing)	6.8					4.1					FINAL SCORE	10					23				
KICKOFFS Number-In End Zone-Touchbacks	2-1-1					6-1-1					TIME OF POSSESSION	27:00					33:00				

BRONCOS DEFENSIVE STATISTICS

(based on unofficial press box statistics)																	
PLAYER	UT	A	TT	S-YDS	I-YDS	PD	FF	FR	PLAYER	UT	A	TT	S-YDS	I-YDS	PD	FF	FR
B. Romanowski	8	3	11	0-0	0-0	0	1	1	T. Braxton	1	0	1	0-0	0-0	0	0	1
J. Mobley	7	2	9	0-0	0-0	1	0	1	T. Pryce	1	0	1	0-0	0-0	0	0	0
R. Crockett	4	2	6	0-0	0-0	1	0	0	M. Tanuvasa	0	1	1	0-0	0-0	0	0	0
S. Atwater	3	2	5	0-0	0-0	1	1	0	K. Taylor	0	1	1	0-0	0-0	0	0	0
A. Williams	3	1	4	0-0	0-0	0	1	0	K. Burns	0	0	0	0-0	0-0	0	0	0
G. Cadrez	2	2	4	0-0	0-0	0	0	0	T. James	0	0	0	0-0	0-0	1	0	0
D. Johnson	2	2	4	0-0	0-0	1	0	0	S. Joyner	0	0	0	0-0	0-0	0	0	0
M. Washington	2	0	2	0-0	0-0	0	0	0	M. Lodish	0	0	0	0-0	0-0	0	0	0
D. Gordon	1	1	2	0-0	2-48	3	0	0	N. Smith	0	0	0	0-0	0-0	1	0	0
H. Hasselbach	0	2	2	0-0	0-0	0	0	0	TEAM TOTALS	34	19	53	0-0	2-48	9	3	3



Denver 38, Miami 3

Saturday, Jan. 9, 1999 • 2:15 p.m. MST • Mile High Stadium • Denver

WEATHER: Sunny, 49°, Wind W 13 mph • ATTENDANCE: 75,729 • TIME: 2:48

1998 AFC Divisional Playoff Game

The Denver Broncos won their fifth consecutive postseason contest and advanced to the AFC Championship Game for the second year in a row with a record-setting 38-3 win against the Miami Dolphins in an AFC Divisional Playoff Game played before 75,729 raucous fans at Mile High Stadium.

The 35-point differential represented Denver's largest margin of victory in a postseason game and was punctuated by a defensive effort that limited Miami to just 14 yards on 13 carries for an average of 1.1 yards per rush that set a club playoff record. The three points allowed also were the fewest allowed by Denver in a postseason game.

The Broncos' offense was just as sharp, putting points on the board in all four quarters, including 14 in both the first and fourth quarters. Denver's two first-quarter touchdowns both came courtesy of Terrell Davis, who scored on runs of one and 20 yards, the latter of which would qualify for any highlight film as Davis juked two Dolphins defenders with separate moves as he dashed to the end zone. Davis was, unequivocally, the offensive star, posting a franchise-record 199 yards on 21 carries that represented the fourth-highest single-game rushing output in NFL postseason history.

Miami closed the gap to 14-3 in the second quarter, scoring its only points of the game on a 22-yard Olindo Mare field goal, but Denver answered with an 11-play, 87-yard drive capped by Derek Loville's 11-yard touchdown run to increase its lead to 21-3 at halftime. The Broncos pushed the margin to 24-3 early in the third quarter when Jason Elam converted a 32-yard field goal and put the game out of reach early in the fourth quarter when John Elway hooked up with Rod Smith for a 28-yard touchdown play that was the quarterback's 25th career post-season touchdown, tying him for fourth place in NFL history.

The icing on the cake was provided when Neil Smith picked up a fumble forced by cornerback Darrius Johnson at the Broncos' 21-yard line and ran it back 79 yards for his first career playoff score. It gave the Broncos a 38-3 lead that held over the final 9:49 for Denver's largest postseason win in club history.

Tight end Shannon Sharpe led all Broncos with five catches while Smith posted a team-high 71 yards on four receptions. Defensively, Johnson and linebacker Bill Romanowski each intercepted Dan Marino. Johnson's 48-yard interception return was the second longest in Broncos postseason history.

OFFICIALS:

Referee — Bill Carrollo (63); **Umpire** — Ed Coukart (71); **Head Linesman** — Tony Veteri (36); **Line Judge** — Mark Steinkerchner (84); **Field Judge** — Boris Cheek (41); **Side Judge** — Ken Baker (91); **Back Judge** — Jeff Triplette (42).

DENVER BRONCOS

OFFENSE

WR 80 R. Smith
LT 77 T. Jones
LG 69 M. Schlereth
C 66 T. Nalen
RG 62 D. Neil
RT 74 H. Swayne
TE 84 S. Sharpe
WR 87 E. McCaffrey
QB 7 J. Elway
HB 30 T. Davis
FB 29 H. Griffith

DEFENSE

LE 96 H. Hasselbach
LT 94 K. Traylor
RE 98 M. Tanuvasa
WLB 51 J. Mobley
MLB 59 G. Cadrez
SLB 53 B. Romanowski
LCB 39 R. Crockett
RCB 21 D. Gordon
CB 25 D. Johnson
SS 34 T. Braxton
FS 27 S. Atwater

BRONCOS SUBSTITUTIONS: K 1 J. Elam, QB 6 B. Brister, P 16 T. Rouen, CB 20 T. James, RB 22 V. Hebron, CB 28 T. Paul, RB 31 D. Loville, RB 37 A. Lynn, FB 42 D. Smith, S 48 G. Coghill, LB 56 K. Burns, G 63 D. Diaz-Infante, T 78 M. Lepsis, WR 82 M. Nash, WR 85 W. Green, TE 86 B. Chamberlain, TE 89 D. Carswell, DE 90 N. Smith, DE 91 A. Williams, DT 93 T. Pryce, DE 95 M. Washington, DT 97 M. Lodish, LB 99 S. Joyner. **INACTIVE:** QB 14 B. Griesse, S 26 E. Brown, LB 54 N. Wayne, C 60 K.C. Jones, T 70 T. Teague, DE 73 C. Brown, G 79 C. Banks, WR 83 J. Armour.

MIAMI DOLPHINS

OFFENSE

WR 85 L. Thomas
LT 74 B. Smith
LG 60 J. Book
C 61 T. Ruddy
RG 65 K. Donnalley
RT 76 J. Brown
TE 89 E. Perry
WR 81 O. McDuffie
QB 13 D. Marino
WR 86 O. Gadsden
FB 36 S. Pritchett

DEFENSE

LE 75 S. Burton
LT 72 B. Tanner
RT 92 D. Gardener
RE 79 K. Mixon
WLB 59 D. Rodgers
MLB 54 Z. Thomas
SLB 52 R. Jones
LCB 27 T. Buckley
RCB 29 S. Madison
SS 38 C. Jackson
FS 31 B. Marion

DOLPHINS SUBSTITUTIONS: P 8 K. Wilmsmeyer, K 10 O. Mare, QB 11 D. Huard, RB 20 J. Avery, S 21 R. Stewart, CB 23 P. Surtain, CB 24 J. Wilson, CB 28 R. Hill, RB 30 B. Parmalee, RB 33 K. Abdul-Jabbar, S 45 B. Walker, LB 50 D. Hollier, LB 51 A. Harris, LB 57 O. Brigrance, T 68 M. Sheldon, WR 80 I. Uwaezuoke, TE 82 F. Wainright, TE 83 H. Lusk, WR 88 N. Jacquet, DE 91 L. Bromell, DE 93 T. Armstrong, DE 96 D. Stubbs. **DID NOT PLAY:** QB 17 T. Dzonox, T 67 B. Stokes. **INACTIVE:** QB 14 D. Gonzalez, CB 26 E. McDaniel, RB 34 R. Moore, FB 48 K. Karber, LB 53 L. Izzo, T 78 R. Nabb, TE 84 T. Drayton.

		1	2	3	4	OT	TOTAL	FIELD GOALS (made () & missed)	
VISITOR	Miami Dolphins	0	3	0	0	—	3	O. Mare (22)	
HOME	Denver Broncos	14	7	3	14	—	38	J. Elam (32)	

Team	Qtr	Clock Time	PLAY DESCRIPTION (Extra Point) (Drive Info)	SCORE	
				Visitor	Home
BRONCOS	1	5:55	T. Davis 1 yd. run (J. Elam, kick) (14-92, 7:56)	0	7
BRONCOS	1	1:02	T. Davis 20 yd. run (J. Elam, kick) (4-66, 2:18)	0	14
DOLPHINS	2	10:07	O. Mare 22 yd. Field Goal (11-76, 5:55)	3	14
BRONCOS	2	4:39	D. Loville 11 yd. run (J. Elam, kick) (11-87, 5:28)	3	21
BRONCOS	3	11:52	J. Elam 32 yd. Field Goal (5-66, 3:08)	3	24
BRONCOS	4	13:23	R. Smith 28 yd. pass from J. Elway (J. Elam, kick) (5-52, 1:39)	3	31
BRONCOS	4	9:49	N. Smith 79 yd. fumble return (J. Elam, kick)	3	38

FINAL INDIVIDUAL STATISTICS

Miami Dolphins											Denver Broncos													
RUSHING	ATT	YDS	AVG	LG	TD						RUSHING	ATT	YDS	AVG	LG	TD								
B. Parmalee	7	14	2.0	12	0						T. Davis	21	199	9.5	62	2								
K. Abdul-Jabbar	3	5	1.7	3	0						D. Loville	8	34	4.3	11	1								
D. Huard	2	-2	-1.0	-1	0						J. Elway	3	19	6.3	11	0								
S. Pritchett	1	-3	-3.0	-3	0						B. Brister	6	-2	-0.3	2	0								
TOTAL	13	14	1.1	12	0						TOTAL	38	250	6.6	62	3								
TKD/											TKD/													
PASSING	ATT	CMP	YDS	YD	TD	LG	IN	Rtg.			PASSING	ATT	CMP	YDS	YD	TD	LG	IN	Rtg.					
D. Marino	37	26	243	1/5	0	23	2	65.5			J. Elway	23	14	182	1/8	1	33	0	100.3					
TOTAL	37	26	243	1/5	0	23	2	65.5			TOTAL	23	14	182	1/8	1	33	0	100.3					
PASS RECEIVING											PASS RECEIVING													
	NO	YDS	AVG	LG	TD							NO	YDS	AVG	LG	TD								
O. McDuffie	9	118	13.1	23	0						S. Sharpe	5	38	7.6	10	0								
B. Parmalee	5	24	4.8	9	0						R. Smith	4	71	17.8	28	1								
O. Gadsden	4	36	9.0	14	0						E. McCaffrey	3	52	17.3	33	0								
L. Thomas	3	31	10.3	17	0						H. Griffith	1	14	14.0	14	0								
S. Pritchett	3	23	7.7	12	0						T. Davis	1	7	7.0	7	0								
N. Jacquet	1	6	6.0	6	0																			
K. Abdul-Jabbar	1	5	5.0	5	0																			
TOTAL	26	243	9.3	23	0						TOTAL	14	182	13.0	33	1								
INTERCEPTIONS											INTERCEPTIONS													
	NO	YDS	AVG	LG	TD							NO	YDS	AVG	LG	TD								
	0	0	0.0	—	0						D. Johnson	1	48	48.0	48	0								
											B. Romanowski	1	0	0.0	0	0								
TOTAL	0	0	0.0	—	0						TOTAL	2	48	24.0	48	0								
PUNTING											PUNTING													
	NO	YDS	AVG	NET	TB	IN20	LG					NO	YDS	AVG	NET	TB	IN20	LG						
K. Wilmsmeyer	5	228	45.6	42.8	0	2	56				T. Rouen	2	97	48.5	33.0	1	0	49						
TOTAL	5	228	45.6	42.8	0	2	56				TOTAL	2	97	48.5	33.0	1	0	49						
PUNT RETURNS											PUNT RETURNS													
	NO	YDS	AVG	FC	LG	TD						NO	YDS	AVG	FC	LG	TD							
T. Buckley	1	11	11.0	0	11	0					D. Gordon	2	14	7.0	1	13	0							
(TOUCHBACK)	1	0	0.0	0	—	0					(DOWNED)	1	0	0.0	0	—	0							
											(OUT OF BOUNDS)	1	0	0.0	0	—	0							
RETURNS	1	11	11.0	0	11	0					RETURNS	2	14	7.0	1	13	0							
KICKOFF RETURNS											KICKOFF RETURNS													
	NO	YDS	AVG	FC	LG	TD						NO	YDS	AVG	FC	LG	TD							
J. Avery	5	121	24.2	0	35	0					V. Hebron	1	19	19.0	0	19	0							
(TOUCHBACK)	2	0	0.0	0	—	0					(TOUCHBACK)	1	0	0.0	0	—	0							
RETURNS	5	121	24.2	0	35	0					RETURNS	1	19	19.0	0	19	0							
Miami Dolphins											Denver Broncos													
FUMBLES	Fum	Lost	Rec.	Yds	TD	FF	Rec.	Yds	TD	Bnds														
O. Gadsden	1	1	0	0	0	0	0	0	0	0														
TOTAL	1	1	0	0	0	0	0	0	0	0														
											FUMBLES	Fum	Lost	Rec.	Yds	TD	FF	Rec.	Yds	TD	Bnds			
											D. Johnson	0	0	0	0	0	1	0	0	0	0			
											N. Smith	0	0	0	0	0	1	79	1	0				
											TOTAL	0	0	0	0	0	1	1	79	1	0			

FINAL TEAM STATISTICS

DOLPHINS										BRONCOS													
TOTAL FIRST DOWNS										14	24												
By Rushing										1	13	PUNTS Number and Average											
By Passing										11	10	5-45.6	2-48.5										
By Penalty										2	1	Had Blocked	0	0									
THIRD DOWN EFFICIENCY										2-10-20%	5-11-45%	FGs - PATs Had Blocked											
FOURTH DOWN EFFICIENCY										1-2-50%	2-3-67%	0-0	0-0										
TOTAL NET YARDS										252	424	TOTAL RETURN YARDAGE (Not Including Kickoffs)											
Total Offensive Plays (inc. times thrown passing)										51	62	No. and Yards Punt Returns	1-11	2-14									
Average gain per offensive play										4.9	6.8	No. and Yards Kickoff Returns	5-121	1-19									
NET YARDS RUSHING										14	250	PENALTIES Number and Yards											
Total Rushing Plays										13	38	FUMBLES Number and Lost	1-1	0-0									
Average gain per rushing play										1.1	6.6	TOUCHDOWNS	0	5									
NET YARDS PASSING										238	174	Rushing	0	3									
Times thrown - yards lost attempting to pass										1-5	1-8	Passing	0	1									
Gross yards passing										243	182	Fumbles	0	1									
PASS ATTEMPTS-COMPLETIONS-HAD INTERCEPTED										37-26-2	23-14-0	EXTRA POINTS Made-Attempts											
Average gain per pass play (inc. # thrown passing)										6.3	7.3	Kicking Made-Attempts	0-0	5-5									
KICKOFFS Number-In End Zone-Touchbacks										2-1-1	7-3-2	FIELD GOALS Made-Attempts	1-1	1-1									
												SAFETIES	0	0									
												FINAL SCORE	3	38									
												TIME OF POSSESSION	27:36	32:24									

BRONCOS DEFENSIVE STATISTICS

(based on unofficial press box statistics)

DOLPHINS										BRONCOS									
PLAYER	UT	A	TT	S-YDS	I-YDS	PD	FF	FR		PLAYER	UT	A	TT	S-YDS	I-YDS	PD	FF	FR	
D. Johnson	7	2	9	0-0	1-48	1	1	0		T. Pryce	0	2	2	0-0	0-0	0	0	0	
T. Braxton	6	1	7	0-0	0-0	0	0	0		M. Tanuvasa	1	0	1	0-0	0-0	0	0	0	
B. Romanowski	3	3	6	0-0	1-0	1	0	0		M. Washington	1	0	1	1-5	0-0	0	0	0	
S. Atwater	3	1	4	0-0	0-0	1	0	0		A. Williams	1	0	1	0-0	0-0	0	0	0	
R. Crockett	2	2	4	0-0	0-0	1	0	0		H. Hasselbach	0	1	1	0-0	0-0	0	0	0	
D. Gordon	2	2	4	0-0	0-0	1	0	0		K. Burns	0	0	0	0-0	0-0	0	0	0	
T. James	2	0	2	0-0	0-0	0	0	0		G. Coghill	0	0	0	0-0	0-0	0	0	0	
J. Mobley	2	0	2	0-0	0-0	1	0	0		S. Joyner	0	0	0	0-0	0-0	0	0	0	
K. Traylor	2	0	2	0-0	0-0	0	0	0		N. Smith	0	0	0	0-0	0-0	0	0	1	
G. Cadrez	1	1	2	0-0	0-0	1	0	0		TEAM TOTALS	33	15	48	1-5	2-48	7	1	1	



Denver 31, Green Bay 24

Sunday, Jan. 25, 1998 • 3:24 p.m. PST • Qualcomm Stadium • San Diego

WEATHER: Clear and Sunny, 67°, Wind WSW 8 mph • ATTENDANCE: 68,912 • TIME: 3:25

Super Bowl XXXII



The Denver Broncos won their first Super Bowl and became the first AFC team in 14 years to claim the Vince Lombardi Trophy as they used a powerful running game and a solid defensive performance to dethrone the defending Super Bowl champion Green Bay Packers 31-24 in front of 68,912 fans at Qualcomm Stadium in San Diego.

Denver running back Terrell Davis was named the game's Most Valuable Player in recognition of his 157-yard rushing effort, which included a Super Bowl-record three rushing touchdowns (each from one yard out). His three total touchdowns and 18 points tied Super Bowl records and were made even more remarkable by the fact that he missed almost the entire second quarter when he was sidelined by the onset of a migraine headache.

Both offenses displayed their talents immediately as Super Bowl XXXII became the first ever in which each team scored a touchdown on its opening possession. The Packers struck first when Brett Favre connected with Antonio Freeman on a 22-yard scoring pass, and the Broncos answered by driving 58 yards in 10 plays the first time they touched the ball, scoring on a 1-yard Davis touchdown run with 5:39 left in the first quarter.

The Broncos turned two Packers turnovers into 10 more points to take a 17-7 lead in the second quarter. The first opportunity was created when strong safety Tyrone Braxton intercepted a Favre pass, and eight plays later, John Elway rushed around right end for a 1-yard touchdown. Free safety Steve Atwater sacked Favre on the next Green Bay possession, forcing a fumble that was recovered by defensive end Neil Smith. Four plays later, Jason Elam converted a 51-yard field goal, the second-longest in Super Bowl history.

Green Bay pulled within 17-14 with a touchdown just before halftime and tied the score early in the third quarter on a 27-yard Ryan Longwell field goal. Denver broke the tie late in the third quarter on a 1-yard Davis touchdown run. After a Denver interception, Green Bay would move 85 yards in just four plays to tie the game at 24 early in the fourth quarter.

After the Denver defense turned back the Packers on their next two possessions, the Broncos set up shop at the Packers' 49-yard line for their game-winning drive. Five plays later, Davis scored his third touchdown of the day from one yard out to give Denver a 31-24 lead that would hold up over the final 1:45 for the victory.

OFFICIALS:

Referee — Ed Hochuli (85); **Umpire** — Jim Quirk (5); **Head Linesman** — John Schleyer (21); **Line Judge** — Ben Montgomery (117); **Back Judge** — Paul Baetz (22); **Side Judge** — Doug Toole (4); **Field Judge** — Don Dorkowski (113).

DENVER BRONCOS

OFFENSE		DEFENSE	
WR 80 R. Smith	LT 65 G. Zimmerman	LE 90 N. Smith	LT 94 K. Traylor
LG 69 M. Schlereth	C 66 T. Nalen	RT 98 M. Tanuvasa	RE 91 A. Williams
RG 75 B. Habib	RB 77 T. Jones	WL 51 J. Moble	MLB 57 A. Aldridge
TE 84 S. Sharpe	WR 87 E. McCaffrey	SLB 53 B. Romanowski	LCB 39 R. Crockett
QB 7 J. Elway	RB 30 T. Davis	RCB 23 D. Gordon	SS 34 T. Braxton
FB 29 H. Griffith		FS 27 S. Atwater	

BRONCOS SUBSTITUTIONS: K 1 J. Elam, P 16 T. Rouen, CB 21 R. Hilliard, RB 22 V. Hebron, CB 25 D. Johnson, CB 26 T. McKyer, RB 31 D. Loville, S 32 T. Veland, S 33 D. Dodge, RB 37 A. Lynn, FB 42 D. Smith, LB 56 K. Burns, LB 59 G. Cadrez, G 63 D. Diaz-Infante, T 74 H. Swayne, WR 81 P. Jeffers, WR 85 W. Green, TE 89 D. Carswell, DT 93 T. Pryce, DE 96 H. Hasselblad, DT 97 M. Lodish. **DID NOT PLAY:** QB 6 B. Brister, TE 86 B. Chamberlain. **INACTIVE:** QB 8 J. Lewis, LB 50 J. Hesse, LB 58 S. Russ, C/G 62 D. Neil, T 70 J. Brown, DE 72 E. Jones, WR 88 S. Wilson, DT 99 D. Richie.

GREEN BAY PACKERS

OFFENSE		DEFENSE	
WR 86 A. Freeman	LT 78 R. Verba	LE 92 R. White	DT 71 S. Dotson
LG 73 A. Taylor	C 52 F. Winters	DT 93 G. Brown	RE 98 G. Wilkins
RG 63 A. Timmerman	RB 72 E. Dotson	LLB 54 S. Joyner	MLB 55 B. Harris
TE 89 M. Chmura	WR 87 R. Brooks	LLB 51 B. Williams	LCB 37 T. Williams
QB 4 B. Favre	RB 25 D. Levens	RCB 33 D. Evans	SS 36 L. Butler
FB 30 W. Henderson		FS 41 E. Robinson	

PACKERS SUBSTITUTIONS: K 8 R. Longwell, P 17 C. Hentrich, RB 24 A. Hayden, CB 26 M. Collins, CB 28 R. Mullen, FB 32 T. Jervey, S 39 M. Prior, CB 42 D. Sharper, RB 44 C. Darksins, LB 53 G. Koonce, LB 56 L. Hollingstun, LS 60 R. Davis, C 62 M. Rivera, T 64 B. Wilkerson, WR 80 D. Mayes, TE 81 T. Davis, TE 83 J. Thomason, WR 85 T. Mickens, DE/DT 90 D. Holland, DT 94 B. Kuberski, DE 95 K. McKenzie. **DID NOT PLAY:** QB 13 S. Bono, C/G 67 J. Dellenschlag. **INACTIVE:** QB 18 D. Pederson, WR 12 R. Anderson, S 38 B. McClumry, G 70 J. Andruzzi, T 77 J. Michaels, WR 84 B. Schroeder, DE 97 P. Frase, DT 99 J. Smith.

		1	2	3	4	OT	TOTAL	FIELD GOALS (made () & missed)	
VISITOR	Green Bay Packers	7	7	3	7	—	24	R. Longwell (27)	
HOME	Denver Broncos	7	10	7	7	—	31	J. Elam (51)	

Team	Qtr	Clock Time	PLAY DESCRIPTION (Extra Point) (Drive Info)	SCORE	
				Visitor	Home
PACKERS	1	10:58	A. Freeman 22 yd. pass from B. Favre (R. Longwell, kick) (8-76, 4:02)	7	0
BRONCOS	1	5:39	T. Davis 1 yd. run (J. Elam, kick) (10-58, 5:19)	7	7
BRONCOS	2	14:55	J. Elway 1 yd. run (J. Elam, kick) (8-45, 4:54)	7	14
BRONCOS	2	12:21	J. Elam 51 yd. Field Goal (4-0, 1:02)	7	17
PACKERS	2	0:12	M. Chmura 6 yd. pass from B. Favre (R. Longwell, kick) (17-95, 7:26)	14	17
PACKERS	3	11:59	R. Longwell 27 yd. Field Goal (7-17, 2:42)	17	17
BRONCOS	3	0:34	T. Davis 1 yd. run (J. Elam, kick) (13-92, 7:12)	17	24
PACKERS	4	13:32	A. Freeman 13 yd. pass from B. Favre (R. Longwell, kick) (4-85, 1:39)	24	24
BRONCOS	4	1:45	T. Davis 1 yd. run (J. Elam, kick) (5-49, 1:42)	24	31

FINAL INDIVIDUAL STATISTICS

Green Bay Packers											Denver Broncos																														
RUSHING																																									
	ATT	YDS	AVG	LG	TD		ATT	YDS	AVG	LG	TD		ATT	YDS	AVG	LG	TD		ATT	YDS	AVG	LG	TD																		
D. Levens	19	90	4.7	16	0	T. Davis	30	157	5.2	27	3	J. Elway	5	17	3.4	10	1	V. Hebron	3	3	1.0	2	0	H. Griffith	1	2	2.0	2	0	R. Brooks	1	5	5.0	5	0	TOTAL	39	179	4.6	27	4
TOTAL	20	95	4.8	16	0	TOTAL	39	179	4.6	27	4																														
PASSING																																									
	ATT	CMP	YDS	YD	TD	LG	IN	Rtg.		ATT	CMP	YDS	YD	TD	LG	IN	Rtg.		ATT	CMP	YDS	YD	TD	LG	IN	Rtg.															
B. Favre	42	25	256	1/1	3	27	1	91.0	J. Elway	22	12	123	0/0	0	36	1	51.9	J. Elway	22	12	123	0/0	0	36	1	51.9															
TOTAL	42	25	256	1/1	3	27	1	91.0	TOTAL	22	12	123	0/0	0	36	1	51.9	TOTAL	22	12	123	0/0	0	36	1	51.9															
PASS RECEIVING																																									
	NO	YDS	AVG	LG	TD		NO	YDS	AVG	LG	TD		NO	YDS	AVG	LG	TD																								
A. Freeman	9	126	14.0	27	2	S. Sharpe	5	38	7.6	12	0	S. Sharpe	5	38	7.6	12	0																								
D. Levens	6	56	9.3	22	0	E. McCaffrey	2	45	22.5	36	0	E. McCaffrey	2	45	22.5	36	0																								
M. Chmura	4	43	10.8	21	1	T. Davis	2	8	4.0	4	0	T. Davis	2	8	4.0	4	0																								
R. Brooks	3	16	5.3	10	0	H. Griffith	1	23	23.0	23	0	H. Griffith	1	23	23.0	23	0																								
W. Henderson	2	9	4.5	7	0	V. Hebron	1	5	5.0	5	0	V. Hebron	1	5	5.0	5	0																								
T. Mickens	1	6	6.0	6	0	D. Carswell	1	4	4.0	4	0	D. Carswell	1	4	4.0	4	0																								
TOTAL	25	256	10.2	27	3	TOTAL	12	123	10.3	36	0	TOTAL	12	123	10.3	36	0																								
INTERCEPTIONS																																									
	NO	YDS	AVG	LG	TD		NO	YDS	AVG	LG	TD		NO	YDS	AVG	LG	TD																								
E. Robinson	1	17	17.0	17	0	T. Braxton	1	0	0.0	0	0	T. Braxton	1	0	0.0	0	0																								
TOTAL	1	17	17.0	17	0	TOTAL	1	0	0.0	0	0	TOTAL	1	0	0.0	0	0																								
PUNTING																																									
	NO	YDS	AVG	NET	TB	IN20	LG		NO	YDS	AVG	NET	TB	IN20	LG		NO	YDS	AVG	NET	TB	IN20	LG																		
C. Hentrich	4	142	35.5	35.5	0	2	51	T. Rouen	4	146	36.5	36.5	0	2	47	T. Rouen	4	146	36.5	36.5	0	2	47																		
TOTAL	4	142	35.5	35.5	0	2	51	TOTAL	4	146	36.5	36.5	0	2	47	TOTAL	4	146	36.5	36.5	0	2	47																		
PUNT RETURNS																																									
	NO	YDS	AVG	FC	LG	TD		NO	YDS	AVG	FC	LG	TD		NO	YDS	AVG	FC	LG	TD																					
R. Brooks	0	0	0.0	1	—	0	D. Gordon	0	0	0.0	2	—	0	D. Gordon	0	0	0.0	2	—	0																					
(DOWNED)	3	0	0.0	0	—	0	R. Smith	0	0	0.0	1	—	0	R. Smith	0	0	0.0	1	—	0																					
RETURNS	0	0	0.0	1	—	0	RETURNS	0	0	0.0	3	—	0	RETURNS	0	0	0.0	3	—	0																					
KICKOFF RETURNS																																									
	NO	YDS	AVG	FC	LG	TD		NO	YDS	AVG	FC	LG	TD		NO	YDS	AVG	FC	LG	TD																					
A. Freeman	6	104	17.3	0	22	0	V. Hebron	4	79	19.8	0	32	0	V. Hebron	4	79	19.8	0	32	0																					
RETURNS	6	104	17.3	0	22	0	RETURNS	5	95	19.0	0	32	0	RETURNS	5	95	19.0	0	32	0																					
Green Bay Packers Own Opp. Out																																									
FUMBLES	Fum	Lost	Rec.	Yds	TD	FF	Rec.	Yds	TD	Bnds	Denver Broncos Own Opp. Out																														
B. Favre	1	1	0	0	0	0	0	0	0	0	N. Smith	0	0	0	0	0	0	1	0	0	0																				
T. Williams	0	0	0	0	0	1	1	0	0	0	S. Atwater	0	0	0	0	0	1	0	0	0	0																				
A. Freeman	1	1	0	0	0	0	0	0	0	0	T. Davis	1	1	0	0	0	0	0	0	0	0																				
TOTAL	2	2	0	0	0	1	1	0	0	0	TOTAL	1	1	0	0	0	2	2	0	0	0																				

FINAL TEAM STATISTICS

PACKERS											BRONCOS										
THIRD DOWN EFFICIENCY																					
5-14-36%											5-10-50%										
FOURTH DOWN EFFICIENCY																					
0-1-0%											0-0-0%										
TOTAL NET YARDS																					
350											302										
NET YARDS RUSHING																					
95											179										
NET YARDS PASSING																					
255											123										
EXTRA POINTS Made-Attempts																					
3-3											4-4										
FIELD GOALS Made-Attempts																					
1-1											1-1										
SAFETIES																					
0											0										
FINAL SCORE																					
24											31										
TIME OF POSSESSION																					
27:35											32:25										

BRONCOS DEFENSIVE STATISTICS

(based on unofficial press box statistics)

PLAYER	UT	A	TT	S-YDS	I-YDS	PD	FF	FR	PLAYER	UT	A	TT	S-YDS	I-YDS	PD	FF	FR
T. Braxton	6	1	7	0-0	1-0	1	0	0	D. Johnson	1	0	1	0-0	0-0	0	0	0
S. Atwater	6	0	6	1-1	0-0	2	1	0	M. Tanuvasa	1	0	1	0-0	0-0	0	0	0
R. Crockett	6	0	6	0-0	0-0	1	0	0	N. Smith	0	0	0	0-0	0-0	0	0	1
J. Mobley	6	0	6	0-0	0-0	1	0	0	K. Burns	0	0	0	0-0	0-0	0	0	0
B. Romanowski	4	1	5	0-0	0-0	1	0	0	G. Cadrez	0	0	0	0-0	0-0	0	0	0
A. Aldridge	4	0	4	0-0	0-0	0	0	0	D. Dodge	0	0	0	0-0	0-0	0	0	0
D. Gordon	3	0	3	0-0	0-0	1	0	0	R. Hilliard	0	0	0	0-0	0-0	0	0	0
M. Lodish	2	0	2	0-0	0-0	0	0	0	T. McKyer	0	0	0	0-0	0-0	0	0	0
K. Traylor	2	0	2	0-0	0-0	0	0	0	T. Pryce	0	0	0	0-0	0-0	0	0	0
A. Williams	1	1	2	0-0	0-0	0	0	0	TEAM TOTALS	43	3	46	1-1	1-0	7	1	1
H. Hasselbach	1	0	1	0-0	0-0	0	0	0									



Denver 24, Pittsburgh 21

Sunday, Jan. 11, 1998 • 12:35 p.m. EST • Three Rivers Stadium • Pittsburgh 97

WEATHER: Sunny, 38°, Wind SW 3 mph • **ATTENDANCE:** 61,382 • **TIME:** 2:59

1997 AFC Championship Game

The Denver Broncos advanced to their fifth Super Bowl—and their first since 1989—with a 24-21 victory against the Pittsburgh Steelers in the AFC Championship Game in front of 61,382 fans at Three Rivers Stadium. The Broncos became just the fifth Wild Card team to reach to the Super Bowl since the Wild Card format was established in 1970.

Denver quarterback John Elway was intercepted by Levon Kirkland on the game's second play, but the Steelers failed to capitalize when Norm Johnson's 38-yard field goal attempt sailed wide to the left. Denver then got on the board when Davis, who rushed for 139 yards to become the club's all-time postseason rushing leader, capped a 6-play, 72-yard drive with an 8-yard scoring run on its second possession.

Pittsburgh evened the score on its next possession when quarterback Cordell Stewart rushed 33 yards around right end for a touchdown to punctuate a 6-play, 65-yard drive that covered 3:02. The Steelers then broke the tie early in the second quarter when Jerome Bettis powered his way into the end zone from one yard out to put the finishing touches on an 11-play, 68-yard drive that lasted 4:46 and put them ahead 14-7.

The Broncos scored the game's next 17 points and put the game away as the defense held up its end of the bargain down the stretch.

The scoring began with a 43-yard Jason Elam field goal with 8:20 remaining in the first half. After each team punted on its next possession, Denver got the ball back when Ray Crockett intercepted a Stewart bomb in the end zone, setting up a 14-point assault that sent Denver to the locker room ahead 24-14. Elway connected with Howard Griffith for a 15-yard touchdown with 1:47 remaining before finding Ed McCaffrey for a 1-yard touchdown with 13 seconds left in the half.

Denver rode that 24-14 lead into the fourth quarter before the Steelers scored the only points of the second half on a 14-yard Stewart-to-Charles Johnson touchdown pass with 2:46 remaining. But the Broncos succeeded in running out the clock on their final possession and established a new franchise record with their 15th win of the season.

Elway tied Roger Staubach for fourth place on the NFL's all-time list for postseason touchdown passes (24) with his two on the day, and the Broncos' three interceptions tied the franchise postseason record for most in a game. Three different Denver players also registered one sack in the win.

OFFICIALS:

Referee — Ron Blum (7); **Umpire** — Bob Boylston (101); **Head Linesman** — Mark Baltz (26); **Line Judge** — Ron Winter (82); **Back Judge** — Bill Lovett (98); **Side Judge** — Dave Wyant (16); **Field Judge** — Don Hakes (96).

DENVER BRONCOS

OFFENSE		DEFENSE	
WR 80	R. Smith	LE 90	N. Smith
LT 65	G. Zimmerman	LT 94	K. Traylor
LG 69	M. Schlereth	RT 98	M. Tanuvasa
C 66	T. Nalen	RE 91	A. Williams
RG 75	B. Habib	WLB 51	J. Molder
RT 77	T. Jones	MLB 57	A. Aldridge
TE 84	S. Sharpe	SLB 53	B. Romanowski
WR 87	E. McCaffrey	LCB 39	R. Crockett
QB 7	J. Elway	RCB 23	D. Gordon
HB 30	T. Davis	FS 27	S. Atwater
FB 29	H. Griffith	SS 34	T. Braxton

BRONCOS SUBSTITUTIONS: K 1 J. Elam, P 16 T. Rouen, CB 21 R. Hilliard, RB 22 V. Hebron, CB 25 D. Johnson, CB 26 T. McKeyer, RB 31 D. Loville, S 32 T. Veland, S 33 D. Dodge, RB 37 A. Lynn, FB 42 D. Smith, LB 56 K. Burns, LB 59 G. Cadrez, G/C 63 D. Diaz-Infante, T 74 H. Swayne, WR 81 P. Jeffers, WR 85 W. Green, TE 86 B. Chamberlain, TE 89 D. Carswell, DT 93 T. Pryce, DE 96 H. Hasselbach, DT 97 M. Lodish. **DID NOT PLAY:** QB 6 B. Brister. **INACTIVE:** QB 8 J. Lewis, LB 50 J. Hesse, LB 58 S. Russ, G 62 D. Neil, T 70 J. Brown, DE 72 E. Jones, WR 88 S. Wilson, DT 99 D. Richie.

PITTSBURGH STEELERS

OFFENSE		DEFENSE	
WR 82	Y. Thigpen	LE 74	N. Harrison
LT 65	J. Jackson	NT 93	J. Steed
LG 77	W. Wolford	RE 76	K. Henry
C 63	D. Dawson	LOLB 92	J. Gildon
RG 68	B. Stai	LILB 99	L. Kirkland
RT 73	J. Strzelczyk	RILB 50	E. Holmes
TE 87	M. Bruener	ROLB 54	D. Jones
WR 81	C. Johnson	LCB 30	C. Scott
QB 10	K. Stewart	RCB 37	C. Lake
FB 34	T. Lester	SS 40	M. Bell
RB 36	J. Bettis	FS 39	M. Perry

STEELERS SUBSTITUTIONS: P 4 J. Miller, K 9 N. Johnson, QB 18 M. Tomczak, WR 19 A. Coleman, CB 24 C. Oldham, RB 25 F. McAfee, CB 27 J.B. Brown, DB 29 R. Fuller, FB 38 J. Witman, DB 41 L. Flowers, TE 46 T. Sadowski, LB 51 C. Emmons, LB 53 S. Conley, LB 55 J. Olsavsky, OL 62 T. Myslinski, C 66 J. Sweeney, DE 71 O. Roye, TE 84 K. Botkin, WR 88 C. Hawkins, WR 89 W. Blackwell, DE 96 M. Vrabel, DL 98 O. Gibson. **DID NOT PLAY:** CB 21 D. Woolford. **INACTIVE:** QB 11 M. Quinn, WR 17 C. Marsh, RB 43 G. Jones, T 67 J. Stephens, OL 79 P. Wiggins, WR 83 C. Holliday, LB 95 G. Lloyd, DE 97 R. Manuel.

		1	2	3	4	OT	TOTAL	FIELD GOALS (made () & missed)	
VISITOR	Denver Broncos	7	17	0	0	—	24	J. Elam	(43)
HOME	Pittsburgh Steelers	7	7	0	7	—	21	N. Johnson	38WL

Team	Qtr	Clock Time	PLAY DESCRIPTION (Extra Point) (Drive Info)	SCORE	
				Visitor	Home
BRONCOS	1	9:18	T. Davis 8 yd. run (J. Elam, kick) (6-72, 3:15)	7	0
STEELERS	1	6:16	K. Stewart 33 yd. run (N. Johnson, kick) (6-65, 3:02)	7	7
STEELERS	2	12:42	J. Bettis 1 yd. run (N. Johnson, kick) (11-68, 4:46)	7	14
BRONCOS	2	8:20	J. Elam 43 yd. Field Goal (11-45, 4:22)	10	14
BRONCOS	2	1:47	H. Griffith 15 yd. pass from J. Elway (J. Elam, kick) (5-80, 2:53)	17	14
BRONCOS	2	0:13	E. McCaffrey 1 yd. pass from J. Elway (J. Elam, kick) (4-54, 0:30)	24	14
STEELERS	4	2:46	C. Johnson 14 yd. pass from K. Stewart (N. Johnson, kick) (10-79, 2:57)	24	21

FINAL INDIVIDUAL STATISTICS

Denver Broncos										Pittsburgh Steelers										
RUSHING	ATT	YDS	AVG	LG	TD					RUSHING	ATT	YDS	AVG	LG	TD					
T. Davis	26	139	5.3	43	1					J. Bettis	23	105	4.6	16	1					
J. Elway	2	9	4.5	10	0					K. Stewart	3	44	14.7	33	1					
V. Hebronn	2	2	1.0	2	0					F. McAfee	1	12	12.0	12	0					
TOTAL	30	150	5.0	43	1					TOTAL	27	161	6.0	33	2					
PASSING										PASSING										
	ATT	CMP	YDS	TKD/ YD	TD	LG	IN	Rtg.			ATT	CMP	YDS	TKD/ YD	TD	LG	IN	Rtg.		
J. Elway	31	18	210	2/15	2	20	1	86.8			K. Stewart	36	18	201	3/8	1	27	3	41.6	
TOTAL	31	18	210	2/15	2	20	1	86.8			TOTAL	36	18	201	3/8	1	27	3	41.6	
PASS RECEIVING										PASS RECEIVING										
	NO	YDS	AVG	LG	TD						NO	YDS	AVG	LG	TD					
R. Smith	6	87	14.5	20	0					Y. Thigpen	6	92	15.3	27	0					
E. McCaffrey	5	37	7.4	11	1					C. Hawkins	4	30	7.5	9	0					
S. Sharpe	3	49	16.3	18	0					C. Johnson	3	34	11.3	14	1					
H. Griffith	2	26	13.0	15	1					W. Blackwell	2	19	9.5	16	0					
V. Hebronn	1	9	9.0	9	0					M. Bruener	1	16	16.0	16	0					
T. Davis	1	2	2.0	2	0					T. Lester	1	7	7.0	7	0					
TOTAL	18	210	11.7	20	2					TOTAL	18	201	11.2	27	1					
INTERCEPTIONS										INTERCEPTIONS										
	NO	YDS	AVG	LG	TD						NO	YDS	AVG	LG	TD					
T. Braxton	1	6	6.0	6	0					L. Kirkland	1	0	0.0	0	0					
A. Aldridge	1	0	0.0	0	0															
R. Crockett	1	0	0.0	0	0															
TOTAL	3	6	2.0	6	0					TOTAL	1	0	0.0	0	0					
PUNTING										PUNTING										
	NO	YDS	AVG	NET	TB	IN20	LG				NO	YDS	AVG	NET	TB	IN20	LG			
T. Rouen	5	157	31.4	27.6	0	1	48			J. Miller	4	168	42.0	37.3	0	0	51			
TOTAL	5	157	31.4	27.6	0	1	48			TOTAL	4	168	42.0	37.3	0	0	51			
PUNT RETURNS										PUNT RETURNS										
	NO	YDS	AVG	FC	LG	TD					NO	YDS	AVG	FC	LG	TD				
D. Gordon	2	19	9.5	0	19	0				W. Blackwell	1	19	19.0	0	19	0				
(DOWNED)	2	0	0.0	0	—	0				C. Hawkins	0	0	0.0	1	—	0				
RETURNS	2	19	9.5	0	19	0				RETURNS	1	19	19.0	1	19	0				
KICKOFF RETURNS										KICKOFF RETURNS										
	NO	YDS	AVG	FC	LG	TD					NO	YDS	AVG	FC	LG	TD				
V. Hebronn	4	69	17.3	0	25	0				W. Blackwell	3	52	17.3	0	24	0				
RETURNS	4	69	17.3	0	25	0				RETURNS	4	62	15.5	0	24	0				
Denver Broncos										Pittsburgh Steelers										
FUMBLES	Fum	Lost	Rec.	Yds	TD	Opp. FF	Rec.	Yds	TD	Out Bnds	Fum	Lost	Rec.	Yds	TD	Opp. FF	Rec.	Yds	TD	Out Bnds
T. Davis	1	1	0	0	0	0	0	0	0	0	D. Perry	0	0	0	0	1	1	0	0	0
D. Gordon	0	0	0	0	0	0	0	0	0	0	K. Stewart	1	1	0	0	0	0	0	0	0
R. Crockett	0	0	1	1	0	0	0	0	0	0										
N. Smith	0	0	0	0	0	1	0	0	0	0										
M. Lodish	0	0	0	0	0	0	1	0	0	0										
TOTAL	2	1	1	1	0	1	1	0	0	0	TOTAL	1	1	0	0	1	1	0	0	0

FINAL TEAM STATISTICS

BRONCOS										BRONCOS										STEELERS									
TOTAL FIRST DOWNS										23										23									
By Rushing										6										8									
By Passing										15										13									
By Penalty										2										2									
THIRD DOWN EFFICIENCY										8-14-57%										6-11-55%									
FOURTH DOWN EFFICIENCY										0-0-0%										0-0-0%									
TOTAL NET YARDS										345										354									
Total Offensive Plays (inc. times thrown passing)										63										66									
Average gain per offensive play										5.5										5.4									
NET YARDS RUSHING										150										161									
Total Rushing Plays										30										27									
Average gain per rushing play										5.0										6.0									
NET YARDS PASSING										195										193									
Times thrown – yards lost attempting to pass										2-15										3-8									
Gross yards passing										210										201									
PASS ATTEMPTS-COMPLETIONS-HAD INTERCEPTED										31-18-1										36-18-3									
Average gain per pass play (inc. # thrown passing)										5.9										4.9									
KICKOFFS Number-In End Zone-Touchbacks										5-1-1										4-0-0									
PUNTS Number and Average										5-31.4										4-42									
Had Blocked										0										0									
FGs – PATs Had Blocked										0-0										0-0									
TOTAL RETURN YARDAGE (Not Including Kickoffs)										25										19									
No. and Yards Punt Returns										2-19										1-19									
No. and Yards Kickoff Returns										4-69										4-62									
No. and Yards Interception Returns										3-6										1-0									
PENALTIES Number and Yards										4-21										4-71									
TOUCHDOWNS										2-1										1-1									
Rushing										3										3									
Passing										1										2									
EXTRA POINTS Made-Attempts										3-3										3-3									
Kicking Made-Attempts										3-3										3-3									
FIELD GOALS Made-Attempts										1-1										0-1									
SAFETIES										0										0									
FINAL SCORE										24										21									
TIME OF POSSESSION										30:01										29:59									

BRONCOS DEFENSIVE STATISTICS

(based on unofficial press box statistics)

PLAYER	BRONCOS							STEELERS									
	UT	A	TT	S-YDS	I-YDS	PD	FF	FR	UT	A	TT	S-YDS	I-YDS	PD	FF	FR	
R. Crockett	8	0	8	1-1	1-0	2	0	0	R. Hilliard	1	1	2	0-0	0-0	0	0	0
T. Braxton	3	5	8	0-0	1-6	3	0	0	M. Tanuvasa	1	1	2	0-0	0-0	0	0	0
A. Aldridge	4	1	5	0-0	1-0	1	0	0	K. Traylor	1	1	2	1-1	0-0	1	0	0
D. Gordon	4	1	5	0-0	0-0	1	0	0	G. Cadrez	0	1	1	0-0	0-0	0	0	0
J. Mobley	4	1	5	0-0	0-0	1	0	0	T. Pryce	0	1	1	0-0	0-0	0	0	0
A. Williams	3	2	5	0-0	0-0	0	0	0	K. Burns	0	0	0	0-0	0-0	0	0	0
B. Romanowski	3	1	4	0-0	0-0	0	0	0	M. Lodish	0	0	0	0-0	0-0	0	1	0
S. Atwater	2	2	4	0-0	0-0	1	0	0	D. Dodge	0	0	0	0-0	0-0	0	0	0
N. Smith	2	1	3	1-6	0-0	0	0	1	T. McKyer	0	0	0	0-0	0-0	0	0	0
H. Hasselbach	1	2	3	0-0	0-0	0	0	0	TEAM TOTALS	39	21	60	3-8	3-6	10	1	1
D. Johnson	2	0	2	0-0	0-0	0	0	0									



Denver 14, Kansas City 10

Sunday, Jan. 4, 1998 • 3 p.m. CST • Arrowhead Stadium • Kansas City, Mo.

WEATHER: Overcast, 32° (wind chill 26°), Wind NW 6 mph • **ATTENDANCE:** 76,965 • **TIME:** 2:59

1997 AFC Divisional Playoff Game

The Denver Broncos posted their first road playoff win in 11 years—and only the second in franchise history—with a 14-10 victory against Kansas City in front of 76,965 fans at Arrowhead Stadium. Denver advanced to its first AFC Championship Game since 1991 on the strength of two Terrell Davis touchdowns, which tied the franchise postseason record for the second week in a row, and a defensive effort that limited the Chiefs to just 10 points that tied for the fewest allowed in club playoff history.

Davis broke a scoreless tie late in the second quarter, plowing into the end zone from one yard out to give Denver a 7-0 lead with 1:56 remaining in the half to cap an 8-play, 65-yard drive that covered 4:51 on the clock. Key to the drive was a 17-yard John Elway completion to Rod Smith on third-and-7 that gave the Broncos a first down at the Kansas City 4-yard line.

The Chiefs, limited to 58 yards of total offense in the first half, came out strong in the third quarter, moving the ball to the Denver 6-yard line before settling for a 20-yard Pete Stoyanovich field goal. Kansas City struck again late in the quarter when Elvis Grbac found tight end Tony Gonzalez in the back of the end zone for a 12-yard score, marking the Chiefs' only touchdown.

Denver, however, answered on its ensuing possession by driving 49 yards in six plays for what proved to be the game-winning touchdown. The key play of the drive was a 43-yard Elway-to-Ed McCaffrey completion on third-and-5 from the Chiefs' 44-yard line that gave Denver a first down at the Kansas City 1-yard line.

After two unsuccessful attempts from close range, Davis muscled his way through the middle of the Chiefs' line for his second touchdown of the day and the fifth of his career in the postseason to establish a franchise record.

Kansas City had possession three more times in the game but was turned back each occasion by the Broncos' defense after reaching Denver's 31 (punt), their own 36 (punt) and the Broncos' 20-yard line with 0:19 left (downs). The final play was a pass to the end zone on fourth-and-2 that was knocked down by Darrien Gordon, ending the Chiefs' hopes and propelling Denver to the AFC title game.

Elway, with 170 passing yards, moved into second place in NFL postseason history in that category. He surpassed both Terry Bradshaw (3,833) and Jim Kelly (3,863) to finish the day at 3,940 career passing yards in the playoffs.

OFFICIALS:

Referee — Jerry Markbreit (9); **Umpire** — Bob Wagner (100); **Head Linesman** — Terry Gierke (72); **Line Judge** — Walt Anderson (66); **Back Judge** — Al Jury (106); **Side Judge** — Mike Pereira (77); **Field Judge** — Bill Schmitz (122).

DENVER BRONCOS

OFFENSE		DEFENSE	
WR 80 R. Smith		LE 90 N. Smith	
LT 65 G. Zimmerman		LT 94 K. Traylor	
LG 69 M. Schlereth		RT 98 M. Tanuvasa	
C 66 T. Nalen		RE 91 A. Williams	
RG 75 B. Habib		WLB 51 J. Mobley	
RT 77 T. Jones		MLB 57 A. Aldridge	
TE 84 S. Sharpe		SLB 53 B. Romanowski	
WR 87 E. McCaffrey		LCB 39 R. Crockett	
QB 7 J. Elway		RCB 23 D. Gordon	
HB 30 T. Davis		FS 27 S. Atwater	
FB 29 H. Griffith		SS 34 T. Braxton	

BRONCOS SUBSTITUTIONS: K 1 J. Elam, P 16 T. Rouen, CB 21 R. Hilliard, RB 22 V. Hebron, CB 25 D. Johnson, CB 26 T. McKyer, RB 31 D. Loville, S 32 T. Veland, S 33 D. Dodge, RB 37 A. Lynn, FB 42 D. Smith, LB 56 K. Burns, LB 59 G. Cadrez, G/C 63 D. Diaz-Infante, T 74 H. Swayne, WR 81 P. Jeffers, WR 85 W. Green, TE 86 B. Chamberlain, TE 89 D. Carswell, DT 93 T. Pryce, DE 96 H. Hasselbach, DT 97 M. Lodish. **DID NOT PLAY:** QB 6 B. Brister. **INACTIVE:** QB 8 J. Lewis, LB 50 J. Hesse, LB 58 S. Russ, G 62 D. Neil, T 70 J. Brown, DE 72 E. Jones, WR 88 S. Wilson, DT 99 D. Richie.

KANSAS CITY CHIEFS

OFFENSE		DEFENSE	
SE 89 A. Rison		LT 99 V. Booker	
LT 69 J. Criswell		RE 75 J. Phillips	
LG 79 D. Swartz		RT 92 D. Williams	
C 61 T. Grunhard		LLB 58 D. Thomas	
RG 68 W. Shields		ILB 53 W. Simmons	
RT 62 G. Parker		MLB 59 D. Edwards	
TE 48 T. Popson		RLB 50 A. Davis	
FL 80 L. Dawson		LCB 34 D. Carter	
QB 11 E. Grbac		RCB 40 J. Hasty	
FB 38 K. Anders		SS 25 R. Tongue	
HB 27 G. Hill		FS 21 J. Woods	

CHIEFS SUBSTITUTIONS: P 5 L. Aguiar, K 10 P. Stoyanovich, CB 29 M. McMillian, FB 30 D. Bennett, RB 32 M. Allen, CB 45 B. Brooks, S 47 T. Scott, FB 49 T. Richardson, LB 51 G. Manusky, LB 54 T. Simien, G 64 R. Tamm, DT 71 T. Barnard, T 74 S. Wallace, DE 77 P. McDaniels, TE 82 D. Walker, WR 83 D. Hughes, WR 84 J. Horn, WR 87 T. Vanover, TE 88 T. Gonzalez, LB 90 T. Wooden, DE 93 J. Browning. **DID NOT PLAY:** QB 12 R. Gannon, DT 95 M. Dean Perry. **INACTIVE:** QB 8 B. Tolliver, QB 17 P. Barnes, CB 44 D. Anderson, C 65 J. Smith, T 70 M. Spears, T 72 N. Parks, WR 81 K. Lockett, DT 91 T. Parten.

	1	2	3	4	OT	TOTAL	FIELD GOALS (made () & missed)	
VISITOR Denver Broncos	0	7	0	7	—	14		
HOME Kansas City Chiefs	0	0	10	0	—	10	P. Stoyanovich 44WL (20)	

Team	Qtr	Clock Time	PLAY DESCRIPTION (Extra Point) (Drive Info)	SCORE	
				Visitor	Home
BRONCOS	2	1:56	T. Davis 1 yd. run (J. Elam, kick) (8-65, 4:51)	7	0
CHIEFS	3	9:42	P. Stoyanovich 20 yd. Field Goal (11-67, 5:18)	7	3
CHIEFS	3	0:10	T. Gonzalez 12 yd. pass from E. Grbac (P. Stoyanovich, kick) (4-65, 1:35)	7	10
BRONCOS	4	12:32	T. Davis 1 yd. run (J. Elam, kick) (6-49, 2:38)	14	10

FINAL INDIVIDUAL STATISTICS

Denver Broncos													Kansas City Chiefs																																																																																																																																																							
RUSHING													RUSHING																																																																																																																																																							
T. Davis	25	101	4.0	41	2	M. Allen	12	37	3.1	14	0	H. Griffith	4	9	2.3	4	0	E. Grbac	4	22	5.5	11	0	D. Loville	2	0	0.0	3	0	K. Anders	3	9	3.0	6	0	J. Elway	1	-1	-1.0	-1	0	D. Bennett	3	4	1.3	8	0	L. Aguiar	1	3	3.0	3	0	G. Hill	1	2	2.0	2	0	TOTAL	32	109	3.4	41	2	TOTAL	24	77	3.2	14	0																																																																																													
PASSING													PASSING																																																																																																																																																							
J. Elway	19	10	170	1/7	0	43	0	83.2	E. Grbac	37	24	260	4/34	1	50	0	94.4	TOTAL	19	10	170	1/7	0	43	0	83.2	TOTAL	37	24	260	4/34	1	50	0	94.4																																																																																																																																	
PASS RECEIVING													PASS RECEIVING																																																																																																																																																							
E. McCaffrey	3	56	18.7	43	0	A. Rison	8	110	13.8	34	0	S. Sharpe	2	33	16.4	22	0	T. Popson	5	26	5.2	13	0	R. Smith	2	19	9.5	17	0	T. Gonzalez	3	26	8.7	12	1	D. Carswell	1	26	26.0	26	0	L. Dawson	2	20	10.0	12	0	W. Green	1	19	19.0	19	0	K. Anders	2	4	2.0	3	0	T. Davis	1	17	17.0	17	0	J. Horn	1	50	50.0	50	0	D. Hughes	1	13	13.0	13	0	M. Allen	1	8	8.0	8	0	T. Vanover	1	3	3.0	3	0	TOTAL	10	170	17.0	43	0	TOTAL	24	260	10.8	50	1																																																															
INTERCEPTIONS													INTERCEPTIONS																																																																																																																																																							
TOTAL	0	0	0.0	0	0	0	0	0	TOTAL	0	0	0.0	0	0	0	0	0																																																																																																																																																			
PUNTING													PUNTING																																																																																																																																																							
T. Rouen	6	217	36.2	31.2	1	2	51	L. Aguiar	5	232	46.4	39.2	0	2	62	TOTAL	6	217	36.2	31.2	1	2	51	TOTAL	5	232	46.4	39.2	0	2	62																																																																																																																																					
PUNT RETURNS													PUNT RETURNS																																																																																																																																																							
D. Gordon	1	36	36.0	0	36	0	T. Vanover	1	10	10.0	1	10	0	(DOWNED)	3	0	0.0	0	—	0	(DOWNED)	3	0	0.0	0	—	0	(TOUCHBACK)	1	0	0.0	0	—	0	TOTAL	1	36	36.0	1	36	0	TOTAL	1	10	10.0	1	10	0																																																																																																																				
KICKOFF RETURNS													KICKOFF RETURNS																																																																																																																																																							
V. Hebron	2	51	25.5	0	28	0	T. Vanover	3	69	23.0	0	25	0	D. Loville	1	20	20.0	0	20	0	TOTAL	3	71	23.7	0	28	0	TOTAL	3	69	23.0	0	25	0																																																																																																																																		
Denver Broncos													Kansas City Chiefs																																																																																																																																																							
FUMBLES	Fum	Lost	Own Rec.	Yds	TD	FF	Rec.	Yds	TD	Out Bnds	Fum	Lost	Own Rec.	Yds	TD	FF	Rec.	Yds	TD	Out Bnds																																																																																																																																																
T. Davis	2	0	2	0	0	0	0	0	0	0	D. Williams	0	0	0	0	0	1	0	0	0	0	A. Lynn	0	0	0	0	0	1	0	0	0	0	T. Vanover	1	0	1	0	0	0	0	0	0	0	J. Elway	1	1	0	0	0	0	0	0	0	0	J. Woods	0	0	0	0	0	1	0	0	0	0	N. Smith	0	0	0	0	0	1	0	0	0	0	A. Davis	0	0	0	0	0	0	1	0	0	0	D. Loville	1	1	0	0	0	0	0	0	0	0	E. Grbac	1	0	0	0	0	0	0	0	0	0	G. Parker	0	0	1	0	0	0	0	0	0	0	J. Brownig	0	0	0	0	0	0	1	0	0	0	R. Tongue	0	0	0	0	0	0	1	0	0	0	TOTAL	4	2	2	0	0	2	0	0	0	0	TOTAL	2	0	2	0	0	3	2	0	0	0

FINAL TEAM STATISTICS

BRONCOS										CHIEFS									
TOTAL FIRST DOWNS										PUNTS Number and Average									
16										6-36.2									
By Rushing 6										Had Blocked 0									
By Passing 7										FGs - PATs Had Blocked 0-0									
By Penalty 3										TOTAL RETURN YARDAGE (Not Including Kickoffs) 1-36									
THIRD DOWN EFFICIENCY 5-11-45%										No. and Yards Punt Returns 36									
FOURTH DOWN EFFICIENCY 0-0-0%										No. and Yards Kickoff Returns 3-71									
TOTAL NET YARDS 272										No. and Yards Interception Returns 0-0									
NET Offensive Plays (inc. times thrown passing) 52										PENALTIES Number and Yards 8-64									
Average gain per offensive play 5.2										FUMBLES Number and Lost 4-2									
NET YARDS RUSHING 109										TOUCHDOWNS 2									
Total Rushing Plays 32										Rushing 2									
Average gain per rushing play 3.4										Passing 0									
NET YARDS PASSING 163										EXTRA POINTS Made-Attempts 2-2									
Times thrown - yards lost attempting to pass 1-7										Kicking Made-Attempts 2-2									
Gross yards passing 170										FIELD GOALS Made-Attempts 0-0									
PASS ATTEMPTS-COMPLETIONS-HAD INTERCEPTED 19-10-0										SAFETIES 14									
Average gain per pass play (inc. # thrown passing) 8.2										FINAL SCORE 14									
KICKOFFS Number-in End Zone-Touchbacks 3-0-0										TIME OF POSSESSION 28:54									

BRONCOS DEFENSIVE STATISTICS

BRONCOS													CHIEFS												
<i>(based on unofficial press box statistics)</i>													<i>(based on unofficial press box statistics)</i>												
PLAYER	UT	A	TT	S-YDS	I-YDS	PD	FF	FR	PLAYER	UT	A	TT	S-YDS	I-YDS	PD	FF	FR								
J. Mobleby	7	0	7	0-0	0-0	0	0	0	M. Tanuvasa	2	0	2	0-0	0-0	0	0	0								
T. Braxton	5	1	6	0-0	0-0	0	0	0	A. Williams	2	0	2	2-14	0-0	0	0	0								
D. Gordon	5	0	5	0-0	0-0	2	0	0	D. Johnson	1	0	1	0-0	0-0	0	0	0								
B. Romanowski	5	0	5	0-0	0-0	0	0	0	M. Lodish	1	0	1	0-0	0-0	0	0	0								
A. Aldridge	4	1	5	0-0	0-0	0	0	0	K. Burns	0	0	0	0-0	0-0	0	0	0								
R. Crockett	4	0	4	0-0	0-0	0	0	0	G. Cadrez	0	0	0	0-0	0-0	0	0	0								
N. Smith	4	0	4	2-20	0-0	0	0	1	T. McKyer	0	0	0	0-0	0-0	0	0	0								
K. Traylor	3	0	3	0-0	0-0	0	0	0	T. Pryce	0	0	0	0-0	0-0	0	0	0								
S. Atwater	2	1	3	0-0	0-0	0	0	0	T. Veland	0	0	0	0-0	0-0	0	0	0								
H. Hasselbach	2	0	2	0-0	0-0	0	0	0	TEAM TOTALS	47	3	50	4-34	0-0	2	0	1								



Denver 42, Jacksonville 17

Saturday, Dec. 27, 1997 • 2:05 p.m. MST • Mile High Stadium • Denver

Weather: Partly Cloudy, 44° (wind chill 19°), Wind N 30 mph • **Attendance:** 74,481 • **Time:** 3:02

1997 AFC Wild Card Playoff Game

The Denver Broncos advanced to the AFC Divisional Playoff Round by literally running the Jacksonville Jaguars out of town as they piled up a club postseason-record 310 rushing yards en route to a 42-17 victory in front of 74,481 fans at Mile High Stadium. Denver set numerous team postseason records during the contest, including new standards for rushing attempts (49), total yards (511), points in a quarter (21; 4th qtr.), total points (42), first downs (28), rushing first downs (18) and third-down efficiency (75%), while the 237 yards allowed by the defense was the second-lowest total in Denver's 21-game playoff history.

The Broncos scored touchdowns on each of their first three possessions, racking up a 21-0 lead on 32 offensive plays during which time the Jaguars ran only six plays. Terrell Davis capped Denver's opening drive with a 2-yard touchdown run, and Rod Smith punctuated the next drive when he reeled in a 43-yard touchdown pass from John Elway. The lead was increased to 21-0 when Davis—who set franchise postseason records for rushing attempts (31), rushing yards (184) and longest run from scrimmage (59) before leaving in the third quarter with bruised ribs—tied the franchise records for rushing touchdowns and total touchdowns in a postseason game with his second of the day.

The Jaguars answered by scoring the game's next 17 points. Jacksonville scored on a 1-yard Natrone Means touchdown run in the second quarter, a 38-yard Mike Hollis field goal early in the third quarter and a blocked punt by safety Travis Davis, who returned it 29 yards for a touchdown to pull the Jaguars to within 21-17 with 9:16 left in the third quarter.

But the Broncos dominated from there as Derek Loville took over for the injured Davis and slashed his way to 103 yards (second most by a Bronco in the postseason) on 11 attempts and scored two fourth-quarter touchdowns on runs of 25 and eight yards to tie the club touchdown record already achieved in the game by Davis. Vaughn Hebron then got into the act, scoring Denver's fifth rushing touchdown of the day on a 6-yard run with 1:11 remaining to push the lead to its final margin of 42-17. With Davis' 184 rushing yards and Loville's 103, Denver became just the third team in NFL postseason history to boast two 100-yard rushers in the same game. Additionally, Denver's 40:59 possession time and its 310 rushing yards both were the fifth-highest totals recorded in an NFL playoff game.

OFFICIALS:

Referee — Bernie Kukar (86); **Umpire** — Jeff Rice (44); **Head Linesman** — John Schleyer (21); **Line Judge** — Tom Barnes (55); **Back Judge** — Tom Sifferman (118); **Side Judge** — Doug Toole (4); **Field Judge** — Bill Leavy (127).

DENVER BRONCOS

OFFENSE		DEFENSE	
WR 80 R. Smith		LE 90 N. Smith	
LT 65 G. Zimmerman		LT 94 K. Traylor	
LG 69 M. Schlereth		RT 98 M. Tanuvasa	
C 66 T. Nalen		RE 91 A. Williams	
RG 75 B. Habib		WLB 51 J. Mobley	
RT 77 T. Jones		MLB 57 A. Aldridge	
TE 84 S. Sharpe		SLB 53 B. Romanowski	
WR 87 E. McCaffrey		LCB 39 R. Crockett	
QB 7 J. Elway		RCB 23 D. Gordon	
RB 30 T. Davis		FS 27 S. Atwater	
FB 29 H. Griffith		SS 34 T. Braxton	

BRONCOS SUBSTITUTIONS: K 1 J. Elam, QB 6 B. Brister, P 16 T. Rouen, CB 21 R. Hilliard, RB 22 V. Hebron, CB 25 D. Johnson, CB 26 T. McKeyer, RB 31 D. Loville, S 32 T. Veland, S 33 D. Dodge, RB 37 A. Lynn, FB 42 D. Smith, LB 56 K. Burns, LB 59 G. Cadrez, G 63 D. Diaz-Infante, T 74 H. Swayne, WR 81 P. Jeffers, WR 85 W. Green, TE 86 B. Chamberlain, TE 89 D. Carswell, DT 93 T. Pryce, DE 96 H. Hasselbach, DT 97 M. Lodish. **INACTIVE:** QB 8 J. Lewis, LB 50 J. Hesse, LB 58 S. Russ, C/G 62 D. Neil, T 70 J. Brown, DE 72 E. Jones, WR 88 S. Wilson, DT 99 D. Richie.

JACKSONVILLE JAGUARS

OFFENSE		DEFENSE	
WR 82 J. Smith		LE 56 J. Lageman	
LT 71 T. Boselli		LT 97 R. Wynn	
LG 62 B. Coleman		RT 93 E. Tualo	
C 79 D. Widell		RE 96 C. Simmons	
RG 76 R. Tylski		SLB 51 K. Hardy	
RT 72 L. Searcy		MLB 58 B. Schwartz	
TE 83 P. Mitchell		WLB 50 E. Robinson	
WR 87 K. McCardell		LCB 41 D. Thomas	
QB 8 M. Brunell		RCB 27 D. Figures	
RB 20 M. Neun		SS 45 T. Davis	
TE 88 D. Jones		FS 37 C. Hudson	

JAGUARS SUBSTITUTIONS: K 1 M. Hollis, P 4 B. Barker, CB 21 A. Beasley, RB 23 R. Jordan, CB 26 K. Devine, S 28 D. Hall, DB 32 M. Logan, RB 33 J. Stewart, FB 49 T. Hallock, LB 52 B. Boyer, LB 54 J. Hamilton, LB 57 J. Kopp, G/T 67 J. Novak, WR 80 W. Jackson, WR 81 W. Moore, WR 84 R. Barlow, TE 85 R. Griffith, DE 90 T. Brackens, DT 91 S. Payne, DT 95 J. White, DE 99 J. Smeenge. **DEBUT PLAY:** QB 11 R. Johnson, G/T 78 T. Fordham. **INACTIVE:** QB 16 S. Matthews, CB 25 C. Anderson, S 29 R. Parker, FB 31 D. Shelton, G 68 M. Nori, G 73 B. DeMarco, TE 86 D. Brown, DE 98 J. Threats.

		1	2	3	4	OT	TOTAL	FIELD GOALS (made () & missed)	
VISITOR	Jacksonville Jaguars	0	7	10	0	—	17	M. Hollis (38)	
HOME	Denver Broncos	14	7	0	21	—	42		

Team	Qtr	Clock Time	PLAY DESCRIPTION (Extra Point) (Drive Info)	SCORE	
				Visitor	Home
BRONCOS	1	7:39	T. Davis 2 yd. run (J. Elam, kick) (15-73, 7:21)	0	7
BRONCOS	1	2:37	R. Smith 43 yd. pass from J. Elway (J. Elam, kick) (6-60, 4:07)	0	14
BRONCOS	2	10:46	T. Davis 5 yd. run (J. Elam, kick) (11-92, 5:16)	0	21
JAGUARS	2	5:09	N. Means 1 yd. run (M. Hollis, kick) (9-79, 5:37)	7	21
JAGUARS	3	13:33	M. Hollis 38 yd. Field Goal (4-7, 1:27)	10	21
JAGUARS	3	9:16	T. Davis 29 yd. blocked punt return (M. Hollis, kick)	17	21
BRONCOS	4	13:21	D. Loville 25 yd. run (J. Elam, kick) (2-48, 0:37)	17	28
BRONCOS	4	3:43	D. Loville 8 yd. run (J. Elam, kick) (10-80, 5:28)	17	35
BRONCOS	4	1:11	V. Hebron 6 yd. run (J. Elam, kick) (2-9, 0:49)	17	42

FINAL INDIVIDUAL STATISTICS

Jacksonville Jaguars											Denver Broncos															
RUSHING	ATT	YDS	AVG	LG	TD	RUSHING	ATT	YDS	AVG	LG	TD	RUSHING	ATT	YDS	AVG	LG	TD									
N. Means	10	40	4.0	14	1	T. Davis	31	184	5.9	59	2	J. Elway	24	16	223	3/22	1	43	0	110.2						
J. Stewart	1	6	6.0	6	0	D. Loville	11	103	9.4	44	2	J. Elway	24	16	223	3/22	1	43	0	110.2						
M. Brunell	3	4	1.3	5	0	V. Hebron	6	23	3.8	6	1	J. Elway	1	0	0.0	0	0	0	0	0						
TOTAL	14	50	3.6	14	1	TOTAL	49	310	6.3	59	5	TOTAL	49	310	6.3	59	5	5	0	0						
PASSING	ATT	CMP	YDS	TKD/ YD	TD	LG	IN	Rtg.	PASSING	ATT	CMP	YDS	TKD/ YD	TD	LG	IN	Rtg.	PASSING	ATT	CMP	YDS	TKD/ YD	TD	LG	IN	Rtg.
M. Brunell	32	18	203	3/16	0	37	1	62.4	J. Elway	24	16	223	3/22	1	43	0	110.2	J. Elway	24	16	223	3/22	1	43	0	110.2
TOTAL	32	18	203	3/16	0	37	1	62.4	TOTAL	24	16	223	3/22	1	43	0	110.2	TOTAL	24	16	223	3/22	1	43	0	110.2
PASS RECEIVING	NO	YDS	AVG	LG	TD	PASS RECEIVING	NO	YDS	AVG	LG	TD	PASS RECEIVING	NO	YDS	AVG	LG	TD	PASS RECEIVING	NO	YDS	AVG	LG	TD			
K. McCardell	6	55	9.2	20	0	T. Davis	4	11	2.8	6	0	T. Davis	4	11	2.8	6	0	R. Smith	3	99	33.0	43	1			
J. Smith	6	55	9.2	16	0	R. Smith	3	99	33.0	43	1	E. McCaffrey	2	33	16.5	25	0	W. Green	2	32	16.0	22	0			
J. Stewart	3	46	15.3	26	0	E. McCaffrey	2	33	16.5	25	0	W. Green	2	32	16.0	22	0	S. Sharpe	2	29	14.5	23	0			
D. Jones	1	37	37.0	37	0	W. Green	2	32	16.0	22	0	H. Griffith	2	9	4.5	8	0	D. Loville	1	10	10.0	10	0			
P. Mitchell	1	7	7.0	7	0	S. Sharpe	2	29	14.5	23	0	D. Loville	1	10	10.0	10	0	TOTAL	16	223	13.9	43	1			
N. Means	1	3	3.0	3	0	H. Griffith	2	9	4.5	8	0	TOTAL	16	223	13.9	43	1	TOTAL	16	223	13.9	43	1			
TOTAL	18	203	12.7	37	0	TOTAL	16	223	13.9	43	1	TOTAL	16	223	13.9	43	1	TOTAL	16	223	13.9	43	1			
INTERCEPTIONS	NO	YDS	AVG	LG	TD	INTERCEPTIONS	NO	YDS	AVG	LG	TD	INTERCEPTIONS	NO	YDS	AVG	LG	TD	INTERCEPTIONS	NO	YDS	AVG	LG	TD			
TOTAL	0	0	0.0	—	0	D. Gordon	1	0	0.0	0	0	TOTAL	1	0	0.0	0	0	TOTAL	1	0	0.0	0	0			
PUNTING	NO	YDS	AVG	NET	TB	IN20	LG	PUNTING	NO	YDS	AVG	NET	TB	IN20	LG	PUNTING	NO	YDS	AVG	NET	TB	IN20	LG			
B. Barker	4	118	29.5	26.0	0	1	35	T. Rouen	2	99	49.5	47.0	0	1	53	T. Rouen	2	99	49.5	47.0	0	1	53			
TOTAL	4	118	29.5	26.0	0	1	35	(BLOCKED)	1	0	0.0	0.0	0	0	0	TOTAL	3	99	33.0	31.3	0	1	53			
PUNT RETURNS	NO	YDS	AVG	FC	LG	TD	PUNT RETURNS	NO	YDS	AVG	FC	LG	TD	PUNT RETURNS	NO	YDS	AVG	FC	LG	TD						
R. Barlow (DOWNED)	1	5	5.0	0	5	0	D. Gordon (DOWNED)	1	14	14.0	0	14	0	D. Gordon (OUT OF BOUNDS)	1	0	0.0	0	—	0						
RETURNS	1	5	5.0	0	5	0	RETURNS	1	14	14.0	0	14	0	RETURNS	1	14	14.0	0	14	0						
KICKOFF RETURNS	NO	YDS	AVG	FC	LG	TD	KICKOFF RETURNS	NO	YDS	AVG	FC	LG	TD	KICKOFF RETURNS	NO	YDS	AVG	FC	LG	TD						
R. Barlow	3	118	39.3	0	58	0	V. Hebron (TOUCHBACK)	1	0	0.0	0	—	0	V. Hebron	3	87	29.0	0	51	0						
M. Logan	3	44	14.7	0	18	0	RETURNS	3	87	29.0	0	51	0	RETURNS	3	87	29.0	0	51	0						
T. Hallock	1	6	6.0	0	6	0	TOTAL	3	87	29.0	0	51	0	TOTAL	3	87	29.0	0	51	0						
D. Jones	0	-2	-2.0	0	-2	0	TOTAL	3	87	29.0	0	51	0	TOTAL	3	87	29.0	0	51	0						
RETURNS	7	166	23.7	0	58	0	TOTAL	3	87	29.0	0	51	0	TOTAL	3	87	29.0	0	51	0						
Jacksonville Jaguars	Own	Opp.	Out	Denver Broncos	Own	Opp.	Out																			
FUMBLES	Fum	Lost	Rec.	Yds	TD	FF	Rec.	Yds	TD	Bnds	Fum	Lost	Rec.	Yds	TD	FF	Rec.	Yds	TD	Bnds						
C. Simmons	0	0	0	0	0	1	0	0	0	0	J. Elway	3	2	1	-10	0	0	0	0	0						
C. Hudson	0	0	0	0	0	1	0	0	0	0	A. Aldridge	0	0	0	0	0	1	0	0	0						
R. Wynn	0	0	0	0	0	1	0	0	0	0	TOTAL	3	2	1	-10	0	0	1	0	0						
M. Brunell	1	1	0	0	0	0	0	0	0	0	TOTAL	3	2	1	-10	0	0	1	0	0						
D. Thomas	0	0	0	0	0	1	0	0	0	0	TOTAL	3	2	1	-10	0	0	1	0	0						
TOTAL	1	1	0	0	0	2	2	0	0	0	TOTAL	3	2	1	-10	0	0	1	0	0						

FINAL TEAM STATISTICS

	JAGUARS	BRONCOS		JAGUARS	BRONCOS
TOTAL FIRST DOWNS	14	28	PUNTS Number and Average	4-29.5	3-33
By Rushing	3	18	Had Blocked	0	1
By Passing	9	8	FGs - PATS Had Blocked	0-0	0-0
By Penalty	2	2	TOTAL RETURN YARDAGE (Not Including Kickoffs)	5	14
THIRD DOWN EFFICIENCY	3-10-30%	12-16-75%	No. and Yards Punt Returns	1-5	1-14
FOURTH DOWN EFFICIENCY	0-1-0%	1-1-100%	No. and Yards Kickoff Returns	7-166	3-87
TOTAL NET YARDS	237	511	No. and Yards Interception Returns	0-0	1-0
Total Offensive Plays (inc. times thrown passing)	49	76	FUMBLES Number and Yards	9-54	9-94
Average gain per offensive play	4.8	6.7	PEINALTIES Number and Lost	1-1	3-2
NET YARDS RUSHING	50	310	TOUCHDOWNS	3	6
Total Rushing Plays	14	49	Rushing	1	5
Average gain per rushing play	3.6	6.3	Passing	0	1
NET YARDS PASSING	187	201	Other (Blocked Kicks, etc.)	2	0
Times thrown - yards lost attempting to pass	3-16	3-22	EXTRA POINTS Made-Attempts	2-2	6-6
Gross yards passing	203	223	Kicking Made-Attempts	2-2	6-6
PASS ATTEMPTS-COMPLETIONS-HAD INTERCEPTED	32-18-1	24-16-0	FIELD GOALS Made-Attempts	1-1	0-0
Average gain per pass play (inc. # thrown passing)	5.3	7.4	SAFETIES	0	0
KICKOFFS Number-In End Zone-Touchbacks	4-1-1	7-0-0	FINAL SCORE	17	42
			TIME OF POSSESSION	19:01	40:59

BRONCOS DEFENSIVE STATISTICS

<i>(based on unofficial press box statistics)</i>																	
PLAYER	UT	A	TT	S-YDS	I-YDS	PD	FF	FR	PLAYER	UT	A	TT	S-YDS	I-YDS	PD	FF	FR
J. Mobley	4	2	6	0-0	0-0	0	0	0	R. Crockett	1	0	1	0-0	0-0	0	0	0
D. Gordon	5	0	5	1-8	1-0	4	0	0	T. Pryce	1	0	1	1-0	0-0	0	0	0
B. Romanowski	3	1	4	0-0	0-0	0	0	0	A. Williams	1	0	1	0-0	0-0	0	0	0
K. Traylor	3	1	4	0-0	0-0	1	0	0	H. Hasselbach	0	1	1	0-0	0-0	0	0	0
N. Smith	2	1	3	0-0	0-0	1	0	0	K. Burns	0	0	0	0-0	0-0	0	0	0
G. Cadrez	2	0	2	0-0	0-0	0	0	0	D. Johnson	0	0	0	0-0	0-0	1	0	0
M. Tanuvasa	1	1	2	1-8	0-0	0	0	0	M. Lodish	0	0	0	0-0	0-0	0	0	0
S. Atwater	0	2	2	0-0	0-0	2	0	0	T. McKyer	0	0	0	0-0	0-0	0	0	0
A. Aldridge	1	0	1	0-0	0-0	0	1	0	T. Veland	0	0	0	0-0	0-0	0	0	0
T. Braxton	1	0	1	0-0	0-0	0	0	0	TEAM TOTALS	25	9	34	3-16	1-0	9	1	0



Jacksonville 30, Denver 27

Saturday, Jan. 4, 1997 • 2:05 p.m. MST • Mile High Stadium • Denver

WEATHER: Sunny, 46°, Wind NW 15 mph • **ATTENDANCE:** 75,678 • **TIME:** 3:02

1996 AFC Divisional Playoff Game

The Denver Broncos' most successful season since 1991 came to a surprising end at the hands of the Jacksonville Jaguars with a 30-27 loss in an AFC Divisional Playoff Game in front of 75,678 stunned fans at Mile High Stadium.

The loss was Denver's first of the season at home and only its second ever at home in the postseason.

The contest began on a promising note for the Broncos as they scored on two of their first three possessions to take a 12-0 lead into the second quarter. First, Vaughn Hebronn scored his first-ever postseason touchdown on a 1-yard plunge on fourth down. During that drive, Terrell Davis set a franchise record for the longest postseason run with a 47-yard scamper. On Denver's next possession, Shannon Sharpe hauled in an 18-yard touchdown from John Elway to produce the 12-point lead.

The Jaguars proceeded to score on five unanswered possessions (three field goals and two touchdowns) to take a 23-12 lead at the 10:51 mark of the fourth quarter.

The Broncos responded with a 9-play, 57-yard drive that was capped by a 2-yard touchdown run by Davis, who then tacked on the two-point conversion himself to cut the deficit to 3, 23-20. But then Mark Brunell connected with Jimmy Smith for a touchdown on a critical third-and-5 play at the Broncos' 16-yard line with 3:39 remaining in the game to restore a 10-point advantage.

The Broncos again pulled to within three points when Elway found Ed McCaffrey in the end zone for a 15-yard touchdown with 1:50 left, but Denver's magic ran out as the Jaguars held on for the 30-27 win.

During the contest, Elway, who played in his franchise-record 15th postseason game, passed Terry Bradshaw for fourth place on the all-time NFL postseason list for pass attempts. He finished the day with 226 yards on 25-of-38 passing with two touchdowns. Davis gained 91 yards on the ground with one touchdown and safety Tyrone Braxton led the Broncos with 11 tackles on defense, but those efforts were not enough to overcome Jacksonville's onslaught.

Natrone Means, who led Jacksonville's 203-yard rushing attack, totaled 140 yards on 21 carries (6.7 avg.). Brunell added 44 more yards on seven rushes and completed 18-of-29 (62.1%) passes for 245 yards with two touchdowns for the Jaguars, who posted 443 yards of total offense.

OFFICIALS:

Referee — Red Cashion (43); **Umpire** — Art Demmas (78); **Line Judge** — Byron Boston (18); **Side Judge** — Laird Hayes (125); **Head Linesman** — Sid Semon (109); **Back Judge** — Tim Smith (80); **Field Judge** — John Robison (46).

DENVER BRONCOS

OFFENSE		DEFENSE	
WR 83	A. Miller	LE 90	D. Williams
LT 65	G. Zimmerman	LT 97	M. Lodish
LG 69	M. Schlereth	RT 95	M. Perry
C 66	T. Nalen	RE 91	A. Williams
RG 75	B. Habib	WLB 51	J. Mobley
RT 76	B. Thompson	MLB 57	A. Aldridge
TE 84	S. Sharpe	LCB 53	B. Romanowski
WR 87	E. McCaffrey	RCB 39	R. Crockett
QB 7	J. Elway	CB 48	L. Washington
HB 30	T. Davis	FS 27	S. Atwater
FB 29	A. Craver	SS 34	T. Braxton

BRONCOS SUBSTITUTIONS: K 1 J. Elam, P 16 T. Rouen, CB 20 T. James, CB 21 R. Hilliard, RB 22 V. Hebronn, CB 25 D. Johnson, S 31 R. Jones, S 37 T. Hauck, RB 38 R. Rivers, LB 56 K. Burns, LB 59 G. Cadrez, T 70 J. Brown, DT 79 J. Geathers, WR 80 R. Smith, WR 82 P. Jeffers, TE 86 B. Chamberlain, WR 88 M. Sherrard, TE 89 D. Carswell, DE 94 J. Robinson, DE 96 H. Hasselbach, DT 98 M. Tanuvasa. **DID NOT PLAY:** QB 8 J. Lewis, G 63 D. Diaz-Infante. **INACTIVE:** QB 11 T. Rubeley, FB 42 D. Smith, LB 54 B. Hager, G 64 R. Tamm, DT 67 M. Campbell, T/G 68 R. McElroy, DT 72 E. Jones, WR 81 T. Kinchen.

JACKSONVILLE JAGUARS

OFFENSE		DEFENSE	
WR 82	J. Smith	LE 56	J. Lageman
LT 71	T. Boselli	LT 92	D. Davey
LG 62	B. Coleman	RT 64	J. Jurkovic
C 79	D. Widell	RE 96	C. Simmons
RG 76	R. Tylski	SLB 51	K. Hardy
RT 72	L. Searcy	MLB 55	T. McManus
TE 86	D. Brown	WLB 50	E. Robinson
WR 87	K. McCardell	LCB 21	A. Beasley
QB 8	M. Brunell	RCB 25	M. Washington
RB 20	N. Means	SS 28	D. Hall
FB 35	L. Maston	FS 37	C. Hudson

JAGUARS SUBSTITUTIONS: K 1 M. Hollis, P 4 B. Barker, CB 22 B. Brooks, RB 23 R. Jordan, FS 30 D. Studstill, RB 33 J. Stewart, CB 40 R. Massey, CB 42 R. Bell, FS 45 T. Davis, LB 52 B. Boyer, LB 57 J. Kopp, C 63 M. Cheever, G 73 B. DeMarco, WR 80 W. Jackson, TE 82 P. Mitchell, WR 84 R. Barlow, TE 85 R. Griffith, WR 88 K. Bullard, DE 90 T. Brackens, DE 91 P. Frase, DT 94 K. Pritchett. **DID NOT PLAY:** QB 11 R. Johnson, C/7 87 J. Novak. **INACTIVE:** QB 5 T. Philcox, LB 54 T. Hallock, C/G 66 G. Huntington, T 74 J. Herndon, FB 81 C. Griffin, WR 89 C. Marsh, DE 93 E. Logan, DE 98 J. White.

		1	2	3	4	OT	TOTAL	FIELD GOALS (made () & missed)	
VISITOR	Jacksonville Jaguars	0	13	7	10	—	30	M. Hollis	(46) (42) (22)
HOME	Denver Broncos	12	0	0	15	—	27		

Team	Qtr	Clock Time	PLAY DESCRIPTION (Extra Point) (Drive Info)	SCORE	
				Visitor	Home
BRONCOS	1	6:22	V. Hebronn 1 yd. run (No good, blocked) (6-50, 2:58)	0	6
BRONCOS	1	0:33	S. Sharpe 18 yd. pass from J. Elway (2-pt. Att. Failed) (7-64, 3:52)	0	12
JAGUARS	2	11:15	M. Hollis 46 yd. Field Goal (10-50, 4:18)	3	12
JAGUARS	2	2:58	N. Means 8 yd. run (M. Hollis, kick) (10-80, 5:21)	10	12
JAGUARS	2	0:10	M. Hollis 42 yd. Field Goal (5-65, 0:47)	13	12
JAGUARS	3	8:51	K. McCardell 31 yd. pass from M. Brunell (M. Hollis, kick) (7-75, 3:18)	20	12
JAGUARS	4	10:51	M. Hollis 22 yd. Field Goal (17-88, 8:32)	23	12
BRONCOS	4	7:37	T. Davis 2 yd. run (T. Davis, run) (9-57, 3:14)	23	20
JAGUARS	4	3:39	J. Smith 16 yd. pass from M. Brunell (M. Hollis, kick) (9-74, 3:58)	30	20
BRONCOS	4	1:50	E. McCaffrey 15 yd. pass from J. Elway (J. Elam, kick) (8-80, 1:49)	30	27

FINAL INDIVIDUAL STATISTICS

Jacksonville Jaguars											Denver Broncos																																																																								
RUSHING																																																																																			
N. Means	21	140	6.7	21	1	T. Davis	14	91	6.5	47	1	M. Brunell	7	44	6.3	29	0	J. Elway	5	30	6.0	19	0	J. Stewart	8	19	2.4	5	0	V. Hebron	2	5	2.5	4	1	TOTAL	36	203	5.6	29	1	TOTAL	21	126	6.0	47	2																																				
PASSING																																																																																			
M. Brunell	29	18	245	2/5	2	44	0	112.0	J. Elway	38	25	226	1/1	2	18	0	99.2	TOTAL	29	18	245	2/5	2	44	0	112.0	TOTAL	38	25	226	1/1	2	18	0	99.2																																																
PASS RECEIVING																																																																																			
K. McCardell	5	59	11.8	31	1	T. Davis	7	24	3.4	6	0	N. Means	4	46	11.5	29	0	A. Miller	5	67	13.4	18	0	J. Smith	3	71	23.7	44	1	E. McCaffrey	5	54	10.8	15	1	W. Jackson	3	35	11.7	19	0	A. Craver	3	17	5.7	7	0	P. Mitchell	2	9	4.5	8	0	S. Sharpe	2	31	15.5	18	1	J. Stewart	1	25	25.0	25	0	D. Carswell	2	18	9.0	10	0	TOTAL	18	245	13.6	44	2	TOTAL	25	226	9.0	18	2
INTERCEPTIONS																																																																																			
TOTAL	0	0	0.0	—	0	TOTAL	0	0	0.0	—	0																																																																								
PUNTING																																																																																			
B. Barker	3	119	39.7	35.7	0	0	49	T. Rouen	5	213	42.6	38.0	1	3	52	TOTAL	3	119	39.7	35.7	0	0	49	TOTAL	5	213	42.6	38.0	1	3	52																																																				
PUNT RETURNS																																																																																			
C. Hudson	1	3	3.0	2	3	0	0	R. Smith	2	12	6.0	0	6	0	TOTAL	1	0	0.0	—	0	0	0	TOTAL	1	0	0.0	0	—	0																																																						
KICKOFF RETURNS																																																																																			
B. Brooks	4	75	18.8	0	29	0	TOTAL	4	75	18.8	0	29	0	V. Hebron	3	85	28.3	0	38	0	B. Chamberlain	1	15	15.0	0	15	0	K. Burns	1	14	14.0	0	14	0	P. Jeffers	1	9	9.0	0	9	0	TOTAL	6	123	20.5	0	38	0																																			
FUMBLES																																																																																			
T. McManus	0	0	0	0	0	0	0	D. Carswell	1	0	1	0	0	0	0	0	TOTAL	0	0	0	0	0	0	0	TOTAL	1	0	1	0	0	0	0	0	0	0																																																

FINAL TEAM STATISTICS

JAGUARS										BRONCOS																																	
TOTAL FIRST DOWNS																																											
By Rushing										22	By Passing										21	FGs – PATs Had Blocked										0-0	TOTAL RETURN YARDAGE (Not Including Kickoffs)										3
By Penalty										11	THIRD DOWN EFFICIENCY										8-15-53%	PENALTIES Number and Lost										0-0	EXTRA POINTS Made-Attempts										3-3
Gross yards passing										245	FOURTH DOWN EFFICIENCY										0-0-0%	FUMBLES Number and Lost										0-0	Kicking Made-Attempts										3-3
NET YARDS RUSHING										203	PASS ATTEMPTS-COMPLETIONS-HAD INTERCEPTED										29-10-4	SAFETIES										3	Rushing Made-Attempts										2-2
NET YARDS PASSING										245	PUNTS Number and Average										7-1-1	FINAL SCORE										30	Passing Made-Attempts										2-2
NET YARDS RUSHING										203	PUNTS Number and Average										3-39.7	TIME OF POSSESSION										32:24	Rushing Made-Attempts										2-2
NET YARDS PASSING										245	PUNTS Number and Average										3-39.7	TIME OF POSSESSION										32:24	Passing Made-Attempts										2-2
NET YARDS RUSHING										203	PUNTS Number and Average										3-39.7	TIME OF POSSESSION										32:24	Passing Made-Attempts										2-2
NET YARDS PASSING										245	PUNTS Number and Average										3-39.7	TIME OF POSSESSION										32:24	Passing Made-Attempts										2-2
NET YARDS RUSHING										203	PUNTS Number and Average										3-39.7	TIME OF POSSESSION										32:24	Passing Made-Attempts										2-2
NET YARDS PASSING										245	PUNTS Number and Average										3-39.7	TIME OF POSSESSION										32:24	Passing Made-Attempts										2-2
NET YARDS RUSHING										203	PUNTS Number and Average										3-39.7	TIME OF POSSESSION										32:24	Passing Made-Attempts										2-2
NET YARDS PASSING										245	PUNTS Number and Average										3-39.7	TIME OF POSSESSION										32:24	Passing Made-Attempts										2-2
NET YARDS RUSHING										203	PUNTS Number and Average										3-39.7	TIME OF POSSESSION										32:24	Passing Made-Attempts										2-2
NET YARDS PASSING										245	PUNTS Number and Average										3-39.7	TIME OF POSSESSION										32:24	Passing Made-Attempts										2-2
NET YARDS RUSHING										203	PUNTS Number and Average										3-39.7	TIME OF POSSESSION										32:24	Passing Made-Attempts										2-2
NET YARDS PASSING										245	PUNTS Number and Average										3-39.7	TIME OF POSSESSION										32:24	Passing Made-Attempts										2-2
NET YARDS RUSHING										203	PUNTS Number and Average										3-39.7	TIME OF POSSESSION										32:24	Passing Made-Attempts										2-2
NET YARDS PASSING										245	PUNTS Number and Average										3-39.7	TIME OF POSSESSION										32:24	Passing Made-Attempts										2-2
NET YARDS RUSHING										203	PUNTS Number and Average										3-39.7	TIME OF POSSESSION										32:24	Passing Made-Attempts										2-2
NET YARDS PASSING										245	PUNTS Number and Average										3-39.7	TIME OF POSSESSION										32:24	Passing Made-Attempts										2-2
NET YARDS RUSHING										203	PUNTS Number and Average										3-39.7	TIME OF POSSESSION										32:24	Passing Made-Attempts										2-2
NET YARDS PASSING										245	PUNTS Number and Average										3-39.7	TIME OF POSSESSION										32:24	Passing Made-Attempts										2-2
NET YARDS RUSHING										203	PUNTS Number and Average										3-39.7	TIME OF POSSESSION										32:24	Passing Made-Attempts										2-2
NET YARDS PASSING										245	PUNTS Number and Average										3-39.7	TIME OF POSSESSION										32:24	Passing Made-Attempts										2-2
NET YARDS RUSHING										203	PUNTS Number and Average										3-39.7	TIME OF POSSESSION										32:24	Passing Made-Attempts										2-2
NET YARDS PASSING										245	PUNTS Number and Average										3-39.7	TIME OF POSSESSION										32:24	Passing Made-Attempts										2-2
NET YARDS RUSHING										203	PUNTS Number and Average										3-39.7	TIME OF POSSESSION										32:24	Passing Made-Attempts										2-2
NET YARDS PASSING										245	PUNTS Number and Average										3-39.7	TIME OF POSSESSION										32:24	Passing Made-Attempts										2-2
NET YARDS RUSHING										203	PUNTS Number and Average										3-39.7	TIME OF POSSESSION										32:24	Passing Made-Attempts										2-2
NET YARDS PASSING										245	PUNTS Number and Average										3-39.7	TIME OF POSSESSION										32:24	Passing Made-Attempts										2-2
NET YARDS RUSHING										203	PUNTS Number and Average										3-39.7	TIME OF POSSESSION										32:24	Passing Made-Attempts										2-2
NET YARDS PASSING										245	PUNTS Number and Average										3-39.7	TIME OF POSSESSION										32:24	Passing Made-Attempts										2-2
NET YARDS RUSHING										203	PUNTS Number and Average										3-39.7	TIME OF POSSESSION										32:24	Passing Made-Attempts										2-2
NET YARDS PASSING										245	PUNTS Number and Average										3-39.7	TIME OF POSSESSION										32:24	Passing Made-Attempts										2-2
NET YARDS RUSHING										203	PUNTS Number and Average										3-39.7	TIME OF POSSESSION										32:24	Passing Made-Attempts										2-2
NET YARDS PASSING										245	PUNTS Number and Average										3-39.7	TIME OF POSSESSION										32:24	Passing Made-Attempts										2-2
NET YARDS RUSHING										203	PUNTS Number and Average										3-39.7	TIME OF POSSESSION										32:24	Passing Made-Attempts										2-2
NET YARDS PASSING										245	PUNTS Number and Average										3-39.7	TIME OF POSSESSION										32:24	Passing Made-Attempts										2-2
NET YARDS RUSHING										203	PUNTS Number and Average										3-39.7	TIME OF POSSESSION										32:24	Passing Made-Attempts										2-2
NET YARDS PASSING										245	PUNTS Number and Average										3-39.7	TIME OF POSSESSION										32:24	Passing Made-Attempts										2-2
NET YARDS RUSHING										203	PUNTS Number and Average										3-39.7	TIME OF POSSESSION										32:24	Passing Made-Attempts										2-2
NET YARDS PASSING										245	PUNTS Number and Average										3-39.7	TIME OF POSSESSION										32:24	Passing Made-Attempts										2-2
NET YARDS RUSHING										203	PUNTS Number and Average										3-39.7	TIME OF POSSESSION										32:24	Passing Made-Attempts										2-2
NET YARDS PASSING										245	PUNTS Number and Average										3-39.7	TIME OF POSSESSION										32:24	Passing Made-Attempts										2-2
NET YARDS RUSHING										203	PUNTS Number and Average										3-39.7	TIME OF POSSESSION										32:24	Passing Made-Attempts										2-2
NET YARDS PASSING										245	PUNTS Number and Average										3-39.7	TIME OF POSSESSION										32:24	Passing Made-Attempts										2-2
NET YARDS RUSHING										203	PUNTS Number and Average										3-39.7	TIME OF POSSESSION										32:24	Passing Made-Attempts										2-2
NET YARDS PASSING										245	PUNTS Number and Average										3-39.7	TIME OF POSSESSION										32:24	Passing Made-Attempts										2-2
NET YARDS RUSHING										203	PUNTS Number and Average										3-39.7	TIME OF POSSESSION										32:24	Passing Made-Attempts										2-2
NET YARDS PASSING										245	PUNTS Number and Average										3-39.7	TIME OF POSSESSION										32:24	Passing Made-Attempts										2-2
NET YARDS RUSHING										203	PUNTS Number and Average										3-39.7	TIME OF POSSESSION										32:24	Passing Made-Attempts										2-2
NET YARDS PASSING										245	PUNTS Number and Average										3-39.7	TIME OF POSSESSION										32:24	Passing Made-Attempts										2-2
NET YARDS RUSHING										203	PUNTS Number and Average										3-39.7	TIME OF POSSESSION										32:24	Passing Made-Attempts										2-2
NET YARDS PASSING										245	PUNTS Number and Average										3-39.7	TIME OF POSSESSION										32:24	Passing Made-Attempts										2-2
NET YARDS RUSHING										203	PUNTS Number and Average										3-39.7	TIME OF POSSESSION										32:24	Passing Made-Attempts										2-2
NET YARDS PASSING										245	PUNTS Number and Average										3-39.7	TIME OF POSSESSION										32:24	Passing Made-Attempts										2-2
NET YARDS RUSHING										203	PUNTS Number and Average										3-39.7	TIME OF POSSESSION										32:24	Passing Made-Attempts										2-2
NET YARDS PASSING										245	PUNTS Number and Average										3-39.7	TIME OF POSSESSION										32:24	Passing Made-Attempts										2-2
NET YARDS RUSHING										203	PUNTS Number and Average										3-39.7	TIME OF POSSESSION										32:24	Passing Made-Attempts										2-2
NET YARDS PASSING										245	PUNTS Number and Average										3-39.7	TIME OF POSSESSION										32:24	Passing Made-Attempts										2-2
NET YARDS RUSHING										203	PUNTS Number and Average										3-39.7	TIME OF POSSESSION										32:24	Passing Made-Attempts										2-2
NET YARDS PASSING										245	PUNTS Number and Average										3-39.7	TIME OF POSSESSION										32:24	Passing Made-Attempts										2-2
NET YARDS RUSHING										203	PUNTS Number and Average										3-39.7	TIME OF POSSESSION										32:24	Passing Made-Attempts										2-2
NET YARDS PASSING										245	PUNTS Number and Average										3-39.7	TIME OF POSSESSION										32:24	Passing Made-Attempts										2-2
NET YARDS RUSHING										203	PUNTS Number and Average										3-39.7	TIME OF POSSESSION										32:24	Passing Made-Attempts										2-2
NET YARDS PASSING										245	PUNTS Number and Average										3-39.7	TIME OF POSSESSION										32:24	Passing Made-Attempts										2-2
NET YARDS RUSHING										203	PUNTS Number and Average										3-39.7	TIME OF POSSESSION										32:24	Passing Made-Attempts										2-2
NET YARDS PASSING										245	PUNTS Number and Average										3-39.7	TIME OF POSSESSION										32:24	Passing Made-Attempts										2-2
NET YARDS RUSHING										203	PUNTS Number and Average										3-39.7	TIME OF POSSESSION										32:24	Passing Made-Attempts										2-2
NET YARDS PASSING										245	PUNTS Number and Average										3-39.7	TIME OF POSSESSION										32:24	Passing Made-Attempts										2-2
NET YARDS RUSHING										203	PUNTS Number and Average										3-39.7	TIME OF POSSESSION										32:24	Passing Made-Attempts										2-2
NET YARDS PASSING										245	PUNTS Number and Average										3-39.7	TIME OF POSSESSION										32:24	Passing Made-Attempts										2-2
NET YARDS RUSHING										203	PUNTS Number and Average										3-39.7	TIME OF POSSESSION										32:24	Passing Made-Attempts										2-2
NET YARDS PASSING										245	PUNTS Number and Average										3-39.7	TIME OF POSSESSION										32:24	Passing Made-Attempts										2-2
NET YARDS RUSHING										203	PUNTS Number and Average										3-39.7	TIME OF POSSESSION										32:24	Passing Made-Attempts										2-2
NET YARDS PASSING										245	PUNTS Number and Average										3-39.7	TIME OF POSSESSION										32:24	Passing Made-Attempts										2-2
NET YARDS RUSHING										203	PUNTS Number and Average										3-39.7	TIME OF POSSESSION										32:24	Passing Made-Attempts										2-2
NET YARDS PASSING										245	PUNTS Number and Average										3-39.7	TIME OF POSSESSION										32:24	Passing Made-Attempts										2-2
NET YARDS RUSHING										203	PUNTS Number and Average										3-39.7	TIME OF POSSESSION										32:24	Passing Made-Attempts										2-2
NET YARDS PASSING										245	PUNTS Number and Average										3-39.7	TIME OF POSSESSION										32:24	Passing Made-Attempts										2-2
NET YARDS RUSHING										203	PUNTS Number and Average										3-39.7	TIME OF POSSESSION										32:24	Passing Made-Attempts										2-2
NET YARDS PASSING										245	PUNTS Number and Average										3-39.7	TIME OF POSSESSION										32:24	Passing Made-Attempts										2-2
NET YARDS RUSHING										203	PUNTS Number and Average										3-39.7	TIME OF POSSESSION										32:24	Passing Made-Attempts										2-2
NET YARDS PASSING										245	PUNTS Number and Average										3-39.7	TIME OF POSSESSION										32:24	Passing Made-Attempts										2-2
NET YARDS RUSHING										203	PUNTS Number and Average										3-39.7	TIME OF POS																					



L.A. Raiders 42, Denver 24

Sunday, Jan. 9, 1994 • 1 p.m. PST • Los Angeles Coliseum • Los Angeles

WEATHER: Sunny, 76°, Wind 0 mph • **ATTENDANCE:** 65,314 • **TIME:** 3:36

1993 AFC Wild Card Game

Facing the Los Angeles Raiders for the second time in as many weeks, the Denver Broncos saw the Raiders pull away from a 21-21 halftime tie en route to a 42-24 win in an AFC Wild Card Game in front of 65,314 fans at the Los Angeles Coliseum.

Denver quarterback John Elway completed 29-of-47 passes (61.7%) for 302 yards with three touchdowns and one interception while tight end Shannon Sharpe hauled in a game-high 13 receptions for 156 yards (12.0 avg.) with one touchdown.

The Raiders struck first on a 7-play, 80-yard drive that was capped with a 9-yard touchdown pass from quarterback Jeff Hostetter to tight end Ethan Horton at 9:17 of the first quarter.

Elway and the Broncos responded with a scoring drive of their own, going 65 yards in seven plays with Elway finding Sharpe for a 23-yard touchdown. The Raiders bounced back with a 65-yard touchdown pass to wide receiver Tim Brown to take a 14-7 lead at 2:25 of the first quarter. The Broncos responded by driving 80 yards in 12 plays, setting up a 16-yard touchdown toss from Elway to tight end Reggie Johnson to tie the score. Hostetter continued to be red hot on the Raiders' next possession, throwing a 54-yard touchdown pass to wide receiver James Jett for a 21-14 lead at 7:28 of the second quarter.

On the Broncos' final drive of the half, the offense chewed up nearly seven minutes and went 77 yards to tie the score at 21 on wide receiver Derek Russell's 6-yard touchdown reception. Elway showed his ability to create plays for the offense, completing passes to six different receivers and taking off on two rushes of his own during the drive.

The two teams combined for nearly 500 yards of total offense by halftime, but only the Raiders continued that pace in the second half. After receiving the opening kickoff, the Broncos failed to move the ball on their first three possessions, giving the Raiders great field position after three punts that averaged 30 yards. The Raiders took advantage of the field position, converting two of those possessions into touchdowns on drives of three and five plays, respectively, to take a commanding 35-21 lead at 4:27 of the third quarter.

The Broncos made a dent in the score at the beginning of the fourth period on a 33-yard field goal by Jason Elam at 12:36. The Raiders responded to that with a 10-play, 76-yard drive that was capped by Napoleon McCallum's third touchdown of the game from one yard out at 6:43 to mark the final points scored on the afternoon.

OFFICIALS:

Referee — Bob McElwee (95); **Umpire** — Al Conway (27); **Line Judge** — Tom Barnes (55); **Side Judge** — Don Wedge (28); **Head Linesman** — Aaron Pointer (79); **Back Judge** — Bill Lovett (98); **Field Judge** — Don Hakes (96).

DENVER BRONCOS

OFFENSE		DEFENSE	
WR 88	J. Evans	LE 99	S. Dronett
LT 65	G. Zimmerman	NT 71	G. Kragen
LG 79	D. Widell	RE 91	W. Oshodin
C 72	K. Kartz	LOLB 51	M. Croel
RG 75	B. Habib	LILB 77	K. Mecklenburg
RT 68	R. Freeman	MLB 57	D. Wyman
TE 89	R. Johnson	ROLB 73	S. Fletcher
WR 87	C. Tillman	LCB 34	T. Braxton
QB 7	J. Elway	RCB 23	R. Bradford
RB 39	R. Delpino	SS 49	D. Smith
TE 84	S. Sharpe	FS 27	S. Atwater

BRONCOS SUBSTITUTIONS: K 1 J. Elam, QB 8 T. Maddox, P 16 T. Rouen, CB 21 L. Lang, RB 22 G. Milburn, S 31 R. Jones, CB 36 F. Robinson, FB 37 A. Lynn, RB 38 R. Rivers, S 40 D. Hall, WR 42 K. Taylor, CB 47 D. Pool, LB 54 M. Donahue, LB 58 E. Alexander, LB 59 T. Lucas, G 64 J. Melander, G 76 K. Scrafford, T 78 D. Maggs, WR 80 T. Kimbrough, WR 85 D. Russell, WR 86 A. Marshall, DE 94 J. Robinson, DT 97 D. Drozdov. **INACTIVE:** 30B 12 S. Moore, CB 29 C. Dimry, LB 52 J. Mills, C 61 B. Meeks, WR 81 B. Rose, WR 83 M. Bonner, DE 90 D. Williams, DT 95 A. Taylor.

LOS ANGELES RAIDERS

OFFENSE		DEFENSE	
WR 89	A. Wright	LE 75	H. Long
LT 71	G. Perry	RT 91	C. McGlockton
LG 76	S. Wisniewski	LT 74	N. Harrison
C 72	D. Mosebar	RE 93	G. Townsend
RG 65	M. Montoya	LLB 51	A. Wallace
RT 68	B. Wilkerson	MLB 57	J. Kelly
TE 88	E. Horton	RLB 99	W. Moss
WR 81	T. Brown	LCB 36	T. McDaniel
QB 15	J. Hostetter	RCB 48	L. Washington
RB 41	N. McCallum	SS 20	D. Hoskins
RB 21	R. Montgomery	FS 33	E. Anderson

RAIDERS SUBSTITUTIONS: P 7 J. Gossett, K 18 J. Jaeger, RB 23 R. Jordan, S 25 D. Land, S 31 R. Dixon, RB 35 S. Smith, RB 38 N. Bell, RB 39 K. Smith, LB 45 D. Fulcher, CB 46 T. Dorn, LB 52 M. Jones, LB 54 G. Biekert, DE 56 A. Bruce, G 64 T. Peat, C 67 D. Turk, G 77 R. Stephens, WR 80 D. Hobbs, WR 82 J. Jett, WR 83 W. Gault, TE 84 J. Duff, DE 94 A. Smith, DT 97 W. Broutton. **DID NOT PLAY:** QB 11 V. Evans. **INACTIVE:** 30B 12 B. J. Hobert, RB 28 G. Robinson, S 29 P. Bates, CB 37 J. Trapp, T 78 G. Skrepenak, T 79 K. Lanier, WR 86 R. Ismail, DT 92 F. Collons.

		1	2	3	4	OT	TOTAL		FIELD GOALS (made () & missed)
VISITOR	Denver Broncos	7	14	0	3	—	24		J. Elam (33)
HOME	Los Angeles Raiders	14	7	14	7	—	42		

Team	Qtr	Clock Time	PLAY DESCRIPTION (Extra Point) (Drive Info)	SCORE	
				Visitor	Home
RAIDERS	1	9:17	E. Horton 9 yd. pass from J. Hostetter (J. Jaeger, kick) (7-80, 3:18)	0	7
BRONCOS	1	6:12	S. Sharpe 23 yd. pass from J. Elway (J. Elam, kick) (7-65, 3:05)	7	7
RAIDERS	1	2:25	T. Brown 65 yd. pass from J. Hostetter (J. Jaeger, kick) (6-78, 3:47)	7	14
BRONCOS	2	10:06	R. Johnson 16 yd. pass from J. Elway (J. Elam, kick) (12-80, 7:19)	14	14
RAIDERS	2	7:28	J. Jett 54 yd. pass from J. Hostetter (J. Jaeger, kick) (5-84, 2:38)	14	21
BRONCOS	2	0:32	D. Russell 6 yd. pass from J. Elway (J. Elam, kick) (13-77, 6:56)	21	21
RAIDERS	3	8:08	N. McCallum 26 yd. run (J. Jaeger, kick) (3-35, 1:25)	21	28
RAIDERS	3	4:27	N. McCallum 2 yd. run (J. Jaeger, kick) (5-52, 2:31)	21	35
BRONCOS	4	12:36	J. Elam 33 yd. Field Goal (8-63, 2:32)	24	35
RAIDERS	4	6:43	N. McCallum 1 yd. run (J. Jaeger, kick) (10-76, 5:53)	24	42

FINAL INDIVIDUAL STATISTICS

Denver Broncos										Los Angeles Raiders									
RUSHING										RUSHING									
R. Delpino	ATT	YDS	AVG	LG	TD	N. McCallum	ATT	YDS	AVG	LG	TD								
J. Elway	9	32	3.6	16	0	T. Montgomery	13	81	6.2	26	3								
R. Rivers	5	23	4.6	6	0	J. Hostetler	15	50	3.3	15	0								
T. Maddox	1	2	2.0	2	0		4	5	1.3	4	0								
G. Milburn	1	1	1.0	1	0														
T. Maddox	2	-2	-1.0	1	0														
TOTAL	18	56	3.1	16	0	TOTAL	32	136	4.3	26	3								
PASSING										PASSING									
J. Elway	ATT	CMP	YDS	TKD/ YD	TD	LG	IN	Rtg.	J. Hostetler	ATT	CMP	YDS	TKD/ YD	TD	LG	IN	Rtg.		
T. Maddox	47	29	302	1/5	3	25	1	92.7		19	13	294	2/3	3	65	0	150.8		
TOTAL	54	32	336	1/5	3	25	1	88.2	TOTAL	19	13	294	2/3	3	65	0	150.8		
PASS RECEIVING										PASS RECEIVING									
S. Sharpe	NO	YDS	AVG	LG	TD	J. Jett	NO	YDS	AVG	LG	TD								
A. Marshall	13	156	12.0	23	1	T. Brown	3	111	37.0	54	1								
G. Milburn	5	69	13.8	20	0	E. Horton	3	86	28.7	65	1								
D. Russell	5	8	1.6	6	0	T. Montgomery	3	45	15.0	33	1								
C. Tillman	2	31	15.5	25	1	A. Wright	3	29	9.7	18	0								
R. Johnson	2	25	12.5	16	0		1	23	23.0	23	0								
K. Taylor	2	19	9.5	16	1														
R. Rivers	1	13	13.0	13	0														
R. Rivers	1	8	8.0	8	0														
J. Evans	1	7	7.0	7	0														
TOTAL	32	336	10.5	25	3	TOTAL	13	294	22.6	65	3								
INTERCEPTIONS										INTERCEPTIONS									
	NO	YDS	AVG	LG	TD	T. Dorn	NO	YDS	AVG	LG	TD								
TOTAL	0	0	0.0	—	0	TOTAL	1	1	1.0	1	0								
PUNTING										PUNTING									
T. Rouen	NO	YDS	AVG	NET	TB	IN20	LG	J. Gossett	NO	YDS	AVG	NET	TB	IN20	LG				
TOTAL	4	135	33.8	28.8	1	0	45	TOTAL	4	170	42.5	33.0	0	1	50				
PUNT RETURNS										PUNT RETURNS									
G. Milburn	NO	YDS	AVG	FC	LG	TD	(DOWNED)	NO	YDS	AVG	FC	LG	TD						
(DOWNED)	3	38	12.7	0	18	0	(OUT OF BOUNDS)	1	0	0.0	0	—	0						
RETURNS	3	38	12.7	0	18	0	(TOUCHBACK)	2	0	0.0	0	—	0						
KICKOFF RETURNS										KICKOFF RETURNS									
G. Milburn	NO	YDS	AVG	FC	LG	TD	W. Gault	NO	YDS	AVG	FC	LG	TD						
(OUT OF BOUNDS)	6	85	14.2	0	21	0	(TOUCHBACK)	4	55	13.8	0	20	0						
RETURNS	6	85	14.2	0	21	0	RETURNS	4	55	13.8	0	20	0						
Denver Broncos										L.A. Raiders									
FUMBLE	Fum	Lost	Rec.	Yds	TD	Fum	Lost	Rec.	Yds	TD									
J. Elway	1	0	0	0	0	A. Smith	0	0	0	0									
K. Kartz	0	0	1	0	0	TOTAL	0	0	0	0									
T. Maddox	1	0	1	0	0														
TOTAL	2	0	2	0	0														

FINAL TEAM STATISTICS

	BRONCOS	RAIDERS		BRONCOS	RAIDERS
TOTAL FIRST DOWNS	26	19	PUNTS Number and Average	4-33.8	4-42.5
By Rushing	4	6	Had Blocked	0-0	0-0
By Passing	18	10	FGs - PATs Had Blocked	0-0	0-0
By Penalty	4	3	TOTAL RETURN YARDAGE (Not Including Kickoffs)	38	1
THIRD DOWN EFFICIENCY	4-14-29%	5-9-56%	No. and Yards Punt Returns	3-38	0-0
FOURTH DOWN EFFICIENCY	2-4-50%	0-0-0%	No. and Yards Kickoff Returns	6-85	4-55
TOTAL NET YARDS	387	427	No. and Yards Interception Returns	0-0	1-1
Total Offensive Plays (inc. times thrown passing)	73	53	PENALTIES Number and Yards	10-97	17-130
Average gain per offensive play	5.3	8.1	FUMBLES Number and Lost	2-0	0-0
NET YARDS RUSHING	56	136	TOUCHDOWNS	3	6
Total Rushing Plays	18	32	Rushing	0	3
Average gain per rushing play	3.1	4.3	Passing	3	3
NET YARDS PASSING	331	291	EXTRA POINTS Made-Attempts	3-3	6-6
Times thrown - yards lost attempting to pass	1-5	2-3	FIELD GOALS Made-Attempts	1-1	0-0
Gross yards passing	336	294	SAFETIES	0	0
PASS ATTEMPTS-COMPLETIONS-HAD INTERCEPTED	54-32-1	19-13-0	FINAL SCORE	24	42
Average gain per pass play (inc. # thrown passing)	6.0	13.9	TIME OF POSSESSION	31:09	28:51
KICKOFFS Number-in End Zone-Touchbacks	5-1-1	7-0-0			

BRONCOS DEFENSIVE STATISTICS

(based on unofficial press box statistics)

PLAYER	UT	A	TT	S-YDS	I-YDS	PD	FF	FR	PLAYER	UT	A	TT	S-YDS	I-YDS	PD	FF	FR
D. Smith	6	1	7	0-0	0-0	0	0	0	S. Fletcher	2	0	2	2-3	0-0	0	0	0
D. Wyman	5	2	7	0-0	0-0	0	0	0	L. Lang	2	0	2	0-0	0-0	0	0	0
K. Mecklenburg	4	2	6	0-0	0-0	0	0	0	W. Oshodin	2	0	2	0-0	0-0	0	0	0
S. Atwater	5	0	5	0-0	0-0	0	0	0	D. Hall	1	1	2	0-0	0-0	0	0	0
R. Bradford	4	0	4	0-0	0-0	0	0	0	G. Kragen	2	0	2	0-0	0-0	0	0	0
T. Braxton	3	0	3	0-0	0-0	0	0	0	E. Alexander	0	1	1	0-0	0-0	0	0	0
M. Croel	3	0	3	0-0	0-0	1	0	0	TEAM TOTALS	39	9	48	2-3	0-0	1	0	0
S. Dronett	2	0	2	0-0	0-0	0	0	0									



Buffalo 10, Denver 7

Sunday, Jan. 12, 1992 • 12:35 p.m. EST • Rich Stadium • Orchard Park, N.Y.

WEATHER: Sunny, 42°, Wind SSW 15 mph • **ATTENDANCE:** 80,272 • **TIME:** 2:59

1991 AFC Championship Game

The Broncos were denied their fifth AFC Championship, losing 10-7 to the Bills before 80,272 fans at Rich Stadium. Denver's defense shut down the high-powered Buffalo offense, limiting it to just 213 total yards and only 12 first downs, but the Broncos' offense failed to capitalize on several first-half opportunities.

Both teams struggled to find their offenses in the first two quarters, and the game was scoreless at halftime. Buffalo punted on its first two drives of the contest after a total net gain of negative two yards and had its third drive end when nose tackle Greg Kragen tipped and then intercepted a pass on the Buffalo 29. But Denver could not take advantage as David Treadwell's 47-yard field goal attempt sailed wide left. After the Broncos halted another Buffalo drive, Treadwell missed a 42-yard field goal attempt.

Once again, the Bills punted after failing to get a first down, and a 10-yard punt return by Vance Johnson set Denver up on the 50. On first down, quarterback John Elway threw a middle screen to running back Steve Sewell, who gained 26 yards to the Buffalo 24. The Broncos could move no closer than the 20, and Treadwell's 37-yard field goal attempt was wide right to end the last scoring threat of the first half.

The Bills' second drive of the third quarter began at their 20, and 11 plays later, they faced a third-and-7 on Denver's 26. Quarterback Jim Kelly's pass to James Lofton was intercepted by cornerback Tyrone Braxton and returned to the Denver 19. On second-and-10, Elway attempted another middle screen to Sewell, but linebacker Carlton Bailey picked off the pass and ran 11 yards for a touchdown and a 7-0 Buffalo lead.

The Broncos' first possession of the fourth quarter began with Gary Kubiak at quarterback after Elway left the game with an injured thigh muscle. Kubiak drove Denver from its 21 to the Buffalo 23, but the Broncos failed to convert a fourth-down attempt. The Bills then drove 50 yards in nine plays to score on a 44-yard field goal by Scott Norwood. Now down 10-0, Kubiak engineered a frantic drive in which Denver covered 85 yards in eight plays, and he scored on a 3-yard quarterback draw to pull Denver within 3 points, 10-7, with less than two minutes to play.

The ensuing onside kickoff was recovered by the Broncos' Steve Atwater, and Denver began its last-chance drive on its 49 with 1:43 left on the clock and two timeouts. On first down, Kubiak hit Sewell for seven yards, but cornerback Kirby Jackson stripped the ball away and recovered it on the Buffalo 44. The Broncos' defense forced the Bills to punt, but Denver could only reach the 50 as time ran out.

OFFICIALS:

Referee — Dale Hamer (104); **Umpire** — Al Conway (27); **Line Judge** — Bill Reynolds (53); **Side Judge** — Doug Toole (4); **Head Linesman** — Sid Semon (109); **Back Judge** — Al Jury (106); **Field Judge** — Don Hakes (96).

DENVER BRONCOS

OFFENSE		DEFENSE	
WR 83	M. Young	LE 91	W. Powers
LT 62	J. Davidson	NT 71	G. Kragen
LG 63	S. Farrell	RE 90	R. Holmes
C 79	Da. Widell	LOLB 73	S. Fletcher
RG 67	Do. Widell	LILB 56	M. Brooks
RT 76	K. Lanier	RILB 77	K. Mecklenburg
WR 81	S. Sharpe	ROLB 51	M. Croel
WR 85	D. Russell	LCB 34	T. Braxton
QB 7	J. Elway	RCB 24	W. Henderson
RB 28	G. Green	SS 49	D. Smith
WR 82	V. Johnson	FS 27	S. Atwater

BRONCOS SUBSTITUTIONS: P 2 M. Horan, QB 8 G. Kubiak, K 9 D. Treadwell, CB 21 L. Lang, S 22 A. Montgomery, CB 29 C. Dimry, RB 30 S. Sewell, RB 38 R. Rivers, RB 41 G. Lewis, S 48 R. Robbins, LB 54 K. Traylor, LB 59 T. Lucas, T/C 60 N. Subis, G 68 C. Ker, DE 70 B. Sochia, C 72 K. Kartz, T 74 H. Salem, WR 80 M. Jackson, WR 84 R. Nattiel, TE 88 C. Kay, DE 96 K. Walker. **DID NOT PLAY:** LB 52 J. Mills, TE 89 R. Johnson. **INACTIVE:** 3QB 12 S. Moore, RB 26 B. Humphrey.

BUFFALO BILLS

OFFENSE		DEFENSE	
WR 80	J. Lofton	LE 96	L. Seals
LT 69	W. Wolford	NT 91	J. Wright
LG 51	J. Richter	RE 78	B. Smith
C 67	K. Hull	LOLB 97	C. Bennett
RG 59	M. Frerotte	LILB 58	S. Conlan
RT 75	H. Ballard	RILB 54	C. Bailey
TE 84	K. McKeller	ROLB 56	D. Talley
WR 83	A. Reed	LCB 47	K. Jackson
QB 12	J. Kelly	RCB 37	N. Odomes
RB 34	T. Thomas	SS 46	L. Smith
WR 82	D. Beebe	FS 38	M. Kelso

BILLS SUBSTITUTIONS: K 5 B. Daluiso, P 9 C. Mohr, K 11 S. Norwood, QB 14 F. Reich, S 20 H. Jones, RB 23 K. Davis, CB 27 C. Hicks, CB 31 J. Williams, RB 35 C. Gardner, SS 45 D. Drane, LB 50 R. Bentley, LB 53 M. Patton, C 63 A. Lingner, NT 73 M. Lodish, WR 85 A. Edwards, TE 87 B. Rolle, TE 88 P. Metzelaars, WR 89 S. Tasker, DE 90 P. Hansen, DE 94 M. Pike, LB 99 G. Garner. **DID NOT PLAY:** OL 64 M. Brennan, T 79 J. Staysnicak. **INACTIVE:** 3QB 7 G. Gilbert, G/T 74 G. Parker.

		1	2	3	4	OT	TOTAL	FIELD GOALS (made () & missed)
VISITOR	Denver Broncos	0	0	0	7	—	7	D. Treadwell 47WL 42WR 37WR
HOME	Buffalo Bills	0	0	7	3	—	10	S. Norwood (44)

Team	Qtr	Clock Time	PLAY DESCRIPTION (Extra Point) (Drive Info)	SCORE	
				Visitor	Home
BILLS	3	9:32	C. Bailey 11 yd. return (S. Norwood, kick) (0-11, 0:11)	0	7
BILLS	4	10:42	S. Norwood 44 yd. Field Goal (9-50, 3:57)	0	10
BRONCOS	4	13:17	G. Kubiak 3 yd. run (D. Treadwell, kick) (8-85, 2:35)	7	10

FINAL INDIVIDUAL STATISTICS

Denver Broncos											Buffalo Bills																		
RUSHING																													
	ATT	YDS	AVG	LG	TD		ATT	YDS	AVG	LG	TD		ATT	YDS	AVG	LG	TD		ATT	YDS	AVG	LG	TD						
G. Green	19	53	2.8	18	0	T. Thomas	26	72	2.8	9	0	A. Reed	1	16	16.0	16	0	J. Kelly	2	9	4.5	10	0	K. Davis	6	7	1.2	4	0
G. Kubiak	3	22	7.3	11	1																								
J. Elway	4	10	2.5	7	0																								
S. Sewell	4	3	0.8	6	0																								
V. Johnson	2	-7	-3.5	-1	0																								
TOTAL	32	81	2.5	18	1	TOTAL	35	104	3.0	16	0	TOTAL	35	104	3.0	16	0	TOTAL	35	104	3.0	16	0						
PASSING																													
	ATT	CMP	YDS	TKD/ YD	TD	LG	IN	Rtg.		ATT	CMP	YDS	TKD/ YD	TD	LG	IN	Rtg.		ATT	CMP	YDS	TKD/ YD	TD	LG	IN	Rtg.			
J. Elway	21	11	121	3/24	0	26	1	49.9	J. Kelly	25	13	117	1/8	0	25	2	31.6												
G. Kubiak	12	11	136	1/10	0	24	0	113.9																					
TOTAL	33	22	257	4/34	0	26	1	77.5	TOTAL	25	13	117	1/8	0	25	2	31.6	TOTAL	25	13	117	1/8	0	25	2	31.6			
PASS RECEIVING																													
	NO	YDS	AVG	LG	TD		NO	YDS	AVG	LG	TD		NO	YDS	AVG	LG	TD		NO	YDS	AVG	LG	TD						
V. Johnson	8	104	13.0	24	0	K. McKeller	3	39	13.0	25	0	T. Thomas	3	15	5.0	8	0	A. Reed	2	19	9.5	10	0	K. Davis	2	13	6.5	9	0
S. Sewell	7	78	11.1	26	0							P. Metzelaars	1	14	14.0	14	0	J. Lofton	1	11	11.0	11	0	D. Beebe	1	6	6.0	6	0
S. Sharpe	3	40	13.3	15	0																								
M. Young	3	25	8.3	10	0																								
R. Nattiel	1	10	10.0	10	0																								
TOTAL	22	257	11.7	26	0	TOTAL	13	117	9.0	25	0	TOTAL	13	117	9.0	25	0												
INTERCEPTIONS																													
	NO	YDS	AVG	LG	TD		NO	YDS	AVG	LG	TD		NO	YDS	AVG	LG	TD		NO	YDS	AVG	LG	TD						
G. Kragen	1	0	0.0	0	0	C. Bailey	1	11	11.0	11	1																		
T. Braxton	1	5	5.0	5	0																								
TOTAL	2	5	2.5	5	0	TOTAL	1	11	11.0	11	1	TOTAL	1	11	11.0	11	1												
PUNTING																													
	NO	YDS	AVG	NET	TB	IN20	LG		NO	YDS	AVG	NET	TB	IN20	LG		NO	YDS	AVG	NET	TB	IN20	LG						
Horan	6	262	43.7	40.3	1	4	76	C. Mohr	8	304	38.0	31.0	1	0	49														
TOTAL	6	262	43.7	40.3	1	4	76	TOTAL	8	304	38.0	31.0	1	0	49	TOTAL	8	304	38.0	31.0	1	0	49						
PUNT RETURNS																													
	NO	YDS	AVG	FC	LG	TD		NO	YDS	AVG	FC	LG	TD		NO	YDS	AVG	FC	LG	TD									
V. Johnson	3	36	12.0	3	13	0	C. Hicks	0	0	0.0	1	—	0	(OUT OF BOUNDS)	1	0	0.0	0	—	0	(DOWNED)	3	0	0.0	0	—	0		
(DOWNED)	1	0	0.0	0	—	0	(TOUCHBACK)	1	0	0.0	0	—	0	(TOUCHBACK)	1	0	0.0	0	—	0	(TOUCHBACK)	1	0	0.0	0	—	0		
(TOUCHBACK)	1	0	0.0	0	—	0	RETURNS	0	0	0.0	1	—	0	RETURNS	0	0	0.0	1	—	0									
RETURNS	3	36	12.0	3	13	0	RETURNS	0	0	0.0	1	—	0	RETURNS	0	0	0.0	1	—	0									
KICKOFF RETURNS																													
	NO	YDS	AVG	FC	LG	TD		NO	YDS	AVG	FC	LG	TD		NO	YDS	AVG	FC	LG	TD									
A. Montgomery	2	34	17.0	0	18	0	A. Edwards	1	24	24.0	0	24	0																
D. Russell	1	15	15.0	0	15	0																							
RETURNS	3	49	16.3	0	18	0	RETURNS	1	24	24.0	0	24	0	RETURNS	1	24	24.0	0	24	0									
Denver Broncos											Buffalo Bills																		
	Own	Opp.	Out		Own	Opp.	Out		Own	Opp.	Out		Own	Opp.	Out														
FUMBLES	Fum	Lost	Rec.	Yds	TD	FF	Rec.	Yds	TD	Bnds	FUMBLES	Fum	Lost	Rec.	Yds	TD	FF	Rec.	Yds	TD	Bnds								
J. Elway	1	0	1	-5	0	0	0	0	0	0	L. Smith	0	0	0	0	0	1	0	0	0	0								
S. Sewell	2	1	1	0	0	0	0	0	0	0	K. Jackson	0	0	0	0	0	1	1	0	0	0								
V. Johnson	1	0	0	0	0	0	0	0	0	0																			
Da. Widell	0	0	1	0	0	0	0	0	0	0																			
TOTAL	4	1	3	-5	0	0	0	0	0	0	TOTAL	0	0	0	0	0	2	1	0	0	0								

FINAL TEAM STATISTICS

BRONCOS											BILLS										
THIRD DOWN EFFICIENCY																					
3-14-21%											4-15-27%										
FOURTH DOWN EFFICIENCY																					
0-1-0%											0-0-0%										
TOTAL NET YARDS																					
304											213										
NET YARDS RUSHING																					
81											104										
NET YARDS PASSING																					
223											109										
NET YARDS PUNTING																					
3											1										
NET YARDS RETURNS																					
3											1										
NET YARDS INTERCEPTIONS																					
2											1										
NET YARDS FUMBLES																					
4											2										
NET YARDS TOUCHDOWNS																					
1											1										
NET YARDS PATS																					
1											1										
NET YARDS FGs																					
0											0										
NET YARDS SAFETIES																					
0											0										
NET YARDS FIELD GOALS																					
0											0										
NET YARDS TIME OF POSSESSION																					
34:53											25:07										

BRONCOS DEFENSIVE STATISTICS

(based on unofficial press box statistics)																	
PLAYER	UT	A	TT	S-YDS	I-YDS	PD	FF	FR	PLAYER	UT	A	TT	S-YDS	I-YDS	PD	FF	FR
S. Fletcher	6	1	7	1-8	0-0	0	0	0	T. Braxton	2	0	2	0-0	1-5	1	0	0
M. Brooks	5	2	7	0-0	0-0	0	0	0	C. Dimry	1	1	2	0-0	0-0	0	0	0
G. Kragen	6	0	6	0-0	1-0	2	0	0	B. Sochia	1	1	2	0-0	0-0	0	0	0
K. Mecklenburg	6	0	6	0-0	0-0	0	0	0	M. Croel	1	0	1	0-0	0-0	0	0	0
S. Atwater	4	2	6	0-0	0-0	1	0	0	A. Montgomery	1	0	1	0-0	0-0	0	0	0
W. Powers	4	2	6	0-0	0-0	0	0	0	R. Robbins	1	0	1	0-0	0-0	0	0	0
D. Smith	4	0	4	0-0	0-0	0	0	0	W. Henderson	0	0	0	0-0	0-0	1	0	0
R. Holmes	3	0	3	0-0	0-0	0	0	0	TEAM TOTALS	45	9	54	1-8	2-5	4	0	0



Denver 26, Houston 24

Saturday, Jan. 4, 1992 • 2 p.m. MST • Mile High Stadium • Denver

WEATHER: Sunny, 36°, Wind W 14 mph • ATTENDANCE: 75,301 • TIME: 3:09

1991 AFC Divisional Playoff Game

The Denver Broncos advanced to their fourth AFC Championship Game in six years after defeating the Houston Oilers 26-24 in front of 75,301 fans at Mile High Stadium.

Houston quarterback Warren Moon drove his team 70 yards in four plays for a touchdown to put the Oilers up 7-0 with only 1:46 gone in the game. After a Denver punt, Moon again drove the Oilers down the field and threw his second touchdown pass, this one for nine yards to wide receiver Drew Hill for a 14-0 lead.

The Broncos started their next possession on their 35-yard line and covered 65 yards in eight plays to score on a 10-yard pass from quarterback John Elway to wide receiver Vance Johnson, but a fumbled snap on the conversion attempt left the score 14-6. On the sixth play of the ensuing Oilers drive, Moon was intercepted by free safety Steve Atwater, but a roughing the passer call nullified the effort. Three plays later, Houston scored on a 6-yard pass from Moon to wide receiver Curtis Duncan.

The next Oilers possession ended when Atwater intercepted a pass and gave Denver the ball on its own 12 with 6:03 left in the half. In a drive that saw Elway complete all six passes for 64 yards and Steve Sewell complete one to Johnson for 10, the Broncos covered 88 yards in 12 plays to score on a 1-yard run by running back Greg Lewis, cutting the Houston lead to 21-13. After a missed Houston field goal attempt, the Broncos drove from their 20 to Houston's 31 and David Treadwell nailed a 49-yard field goal, the longest in Denver postseason history. Now up by only five at 21-16, the Oilers reached the Broncos' 7-yard line on their next drive but had to settle for a 25-yard field goal.

The Broncos started on their 20-yard line for their next possession and converted a fourth-and-4 from the Houston 41 to keep the drive going. Lewis' 1-yard touchdown run cut Denver's deficit to one, 24-23, with seven minutes remaining.

With 2:07 left and on his 2-yard-line, Elway found wide receiver Michael Young for a 22-yard gain on first down, but three plays later the Broncos had a fourth-and-6 on the 28. Elway dropped back then scrambled left upfield and ran out of bounds a yard past the first-down marker. Three consecutive incompletions again left Denver with a do-or-die fourth-down situation. Elway again dropped back and scrambled left, but as he headed upfield he tossed a pass to Johnson, who ran to the Houston 21 for a 44-yard gain.

Broncos running back Steve Sewell ran for 10 yards on first down, and two plays later, Treadwell came on for the game-winning 28-yard field goal.

OFFICIALS:

Referee — Johnny Grier (23); **Umpire** — John Keck (67); **Line Judge** — Ron Blum (83); **Side Judge** — Don Carlson (39); **Head Linesman** — Dave Anderson (81); **Back Judge** — Roy Clymer (24); **Field Judge** — Ed Merrifield (76).

DENVER BRONCOS

OFFENSE		DEFENSE	
WR 83 M. Young	LDE 73 S. Fletcher	LT 62 J. Davidson	LDT 71 G. Kragen
G 63 S. Farrell	RDT 77 K. Mecklenburg	C 79 Da. Widell	RDE 51 M. Croel
RG 67 Da. Widell	MLB 56 M. Brooks	RT 76 K. Lanier	LCB 34 T. Braxton
TE 88 C. Kay	RCB 29 C. Dimry	WR 85 D. Russell	CB 21 L. Lang
QB 7 J. Elway	S 48 R. Robbins	RB 28 G. Green	SS 49 D. Smith
RB 81 S. Sharpe	FS 27 S. Atwater		

BRONCOS SUBSTITUTIONS: P 2 M. Horan, QB 8 G. Kubiak, K 9 D. Treadwell, S 22 A. Montgomery, RB 30 S. Sewell, RB 38 R. Rivers, RB 41 G. Lewis, LB 52 J. Mills, LB 54 K. Traylor, LB 59 T. Lucas, G/T 60 N. Subis, G 68 C. Ker, NT 70 B. Sochia, C 72 K. Kartz, T 74 H. Salem, WR 82 V. Johnson, WR 84 R. Nattiel, WR 86 B. Williams, TE 89 R. Johnson, DE 90 R. Holmes, DL 96 K. Walker. **DID NOT PLAY:** CB 24 W. Henderson, DE 91 W. Powers. **INACTIVE:** 3QB 12 S. Moore, RB 26 B. Humphrey.

HOUSTON OILERS

OFFENSE		DEFENSE	
WR 84 H. Jeffires	LE 95 W. Fuller	WR 85 D. Hill	LT 79 R. Childress
LT 78 D. Maggs	RE 97 L. Williams	LG 63 M. Munchak	RE 96 S. Jones
C 74 B. Matthews	LLB 57 L. Lathon	RG 66 D. Dawson	MLB 54 A. Smith
RT 73 D. Williams	RLB 91 J. Meads	WR 81 E. Givins	LCB 28 C. Dishman
WR 80 C. Duncan	RCB 23 R. Johnson	QB 1 W. Moon	SS 25 B. McDowell
RB 44 L. White	FS 26 B. Orlando		

OILERS SUBSTITUTIONS: K 3 A. Del Greco, P 9 G. Montgomery, RB 20 A. Pinkett, CB 24 S. Jackson, CB 29 D. Lewis, RB 30 V. Jones, S 31 M. Robertson, RB 33 G. Brown, S 38 M. Dumas, LB 53 E. Seal, G 55 J. Flannery, LB 56 S. Kozak, T 70 D. Steinkuhler, DT 76 J. Alm, T 77 K. Donnalley, WR 82 T. Jones, WR 86 A. Johnson, WR 87 P. Coleman, DE 90 E. Johnson, LB 93 R. Graf, DT 94 G. Montgomery. **DID NOT PLAY:** QB 14 C. Carlson, WR 83 L. Harris. **INACTIVE:** QB 10 R. Slack, LB 51 E. Fairs.

		1	2	3	4	OT	TOTAL	FIELD GOALS (made () & missed)	
VISITOR	Houston Oilers	14	7	0	3	—	24	A. Del Greco 33WR (25)	
HOME	Denver Broncos	6	7	3	10	—	26	D. Treadwell (49) (28)	

Team	Qtr	Clock Time	PLAY DESCRIPTION (Extra Point) (Drive Info)	SCORE	
				Visitor	Home
OILERS	1	1:46	H. Jeffires 15 yd. pass from W. Moon (A. Del Greco, kick) (4-70, 1:46)	7	0
OILERS	1	9:44	D. Hill 9 yd. pass from W. Moon (A. Del Greco, kick) (9-63, 5:39)	14	0
BRONCOS	1	13:43	V. Johnson 10 yd. pass from J. Elway (No good, WL) (8-65, 3:59)	14	6
OILERS	2	4:05	C. Duncan 6 yd. pass from W. Moon (A. Del Greco, kick) (8-80, 5:22)	21	6
BRONCOS	2	14:21	G. Lewis 1 yd. run (D. Treadwell, kick) (12-88, 5:24)	21	13
BRONCOS	3	13:02	D. Treadwell 49 yd. Field Goal (9-49, 3:11)	21	16
OILERS	4	1:35	A. Del Greco 25 yd. Field Goal (7-67, 3:33)	24	16
BRONCOS	4	8:07	G. Lewis 1 yd. run (D. Treadwell, kick) (12-80, 6:32)	24	23
BRONCOS	4	14:44	D. Treadwell 28 yd. Field Goal (12-87, 1:51)	24	26

FINAL INDIVIDUAL STATISTICS

Houston Oilers										Denver Broncos																																											
RUSHING																																																					
	ATT	YDS	AVG	LG	TD		ATT	YDS	AVG	LG	TD		ATT	YDS	AVG	LG	TD		ATT	YDS	AVG	LG	TD																														
L. White	17	79	4.6	10	0	G. Green	17	59	3.5	14	0	S. Sewell	4	48	12.0	19	0	J. Elway	6	39	6.5	15	0	R. Rivers	1	3	3.0	3	0	G. Lewis	3	2	0.7	1	2																		
W. Moon	2	18	9.0	15	0																																																
TOTAL	19	97	5.1	15	0	TOTAL	31	151	4.9	19	2																																										
PASSING																																																					
	ATT	CMP	YDS	TKO/ YD	TD	LG	IN	Rtg.		ATT	CMP	YDS	TKO/ YD	TD	LG	IN	Rtg.		ATT	CMP	YDS	TKO/ YD	TD	LG	IN	Rtg.																											
W. Moon	36	27	325	0/0	3	49	1	118.4	J. Elway	33	19	257	0/0	1	44	1	80.0	S. Sewell	1	1	10	0/0	0	10	0	108.3																											
TOTAL	36	27	325	0/0	3	49	1	118.4	TOTAL	34	20	267	0/0	1	44	1	81.4																																				
PASS RECEIVING																																																					
	NO	YDS	AVG	LG	TD		NO	YDS	AVG	LG	TD		NO	YDS	AVG	LG	TD		NO	YDS	AVG	LG	TD																														
H. Jeffries	7	99	14.1	49	1	V. Johnson	5	78	15.6	44	1	M. Young	4	85	21.3	32	0	S. Sewell	3	28	9.3	16	0	S. Sharpe	3	20	6.7	7	0	R. Nattiel	2	27	13.5	23	0	D. Russell	1	20	20.0	20	0	C. Kay	1	8	8.0	8	0	G. Green	1	1	1.0	1	0
E. Givins	6	111	18.5	29	0																																																
C. Duncan	6	40	6.7	11	1																																																
L. White	5	35	7.0	10	0																																																
D. Hill	2	21	10.5	12	1																																																
T. Jones	1	19	19.0	19	0																																																
TOTAL	27	325	12.0	49	3	TOTAL	20	267	13.4	44	1																																										
INTERCEPTIONS																																																					
	NO	YDS	AVG	LG	TD		NO	YDS	AVG	LG	TD		NO	YDS	AVG	LG	TD		NO	YDS	AVG	LG	TD																														
R. Johnson	1	25	25.0	25	0	S. Atwater	1	0	0.0	0	0																																										
TOTAL	1	25	25.0	25	0	TOTAL	1	0	0.0	0	0																																										
PUNTING																																																					
	NO	YDS	AVG	NET	TB	IN20	LG		NO	YDS	AVG	NET	TB	IN20	LG		NO	YDS	AVG	NET	TB	IN20	LG																														
G. Montgomery	1	44	44.0	44.0	0	1	44	M. Horan	2	81	40.5	40.5	0	0	43																																						
TOTAL	1	44	44.0	44.0	0	1	44	TOTAL	2	81	40.5	40.5	0	0	43																																						
PUNT RETURNS																																																					
	NO	YDS	AVG	FC	LG	TD		NO	YDS	AVG	FC	LG	TD		NO	YDS	AVG	FC	LG	TD																																	
P. Coleman	0	0	0.0	1	—	0	(DOWNED)	1	0	0.0	0	—	0																																								
(OUT OF BOUNDS)	1	0	0.0	—	0	0																																															
RETURNS	0	0	0.0	1	—	0	RETURNS	0	0	0.0	0	—	0																																								
KICKOFF RETURNS																																																					
	NO	YDS	AVG	FC	LG	TD		NO	YDS	AVG	FC	LG	TD		NO	YDS	AVG	FC	LG	TD																																	
P. Coleman	3	36	12.0	0	15	0	A. Montgomery	4	88	22.0	0	30	0																																								
A. Pinkett	3	46	15.3	0	22	0	(TOUCHBACK)	1	0	0.0	0	—	0																																								
RETURNS	6	82	13.7	0	22	0	RETURNS	4	88	22.0	0	30	0																																								
Houston Oilers										Denver Broncos																																											
	Own	Opp.	Out		Own	Opp.	Out		Own	Opp.	Out		Own	Opp.	Out																																						
FUMBLES	Fum	Lost	Rec.	Yds	TD	FF	Rec.	Yds	TD	Bnds	FUMBLES	Fum	Lost	Rec.	Yds	TD	FF	Rec.	Yds	TD	Bnds																																
A. Smith	0	0	0	0	0	0	0	0	0	0	G. Green	1	0	0	0	0	0	0	0	0	0	0																															
B. Orlando	0	0	0	0	0	1	0	0	0	0	J. Davidson	0	1	0	0	0	0	0	0	0	0	0																															
											S. Sewell	1	0	0	0	0	0	0	0	0	0	1																															
											J. Elway	1	0	1	0	0	0	0	0	0	0	0																															
TOTAL	0	0	0	0	0	2	0	0	0	0	TOTAL	3	0	2	0	0	0	0	0	0	1																																

FINAL TEAM STATISTICS

	OILERS	BRONCOS	OILERS	BRONCOS
TOTAL FIRST DOWNS	23	26	1-44	2-40.5
By Rushing	7	13	Had Blocked	0
By Passing	14	12	FGs - PATs Had Blocked	0-0
By Penalty	2	1	TOTAL RETURN YARDAGE (Not Including Kickoffs)	25
THIRD DOWN EFFICIENCY	5-8-63%	5-11-45%	No. and Yards Punt Returns	0-0
FOURTH DOWN EFFICIENCY	0-0-0%	3-3-100%	No. and Yards Kickoff Returns	6-82
TOTAL NET YARDS	422	418	No. and Yards Interception Returns	1-25
Total Offensive Plays (inc. times thrown passing)	55	65	PENALTIES Number and Yards	13-85
Average gain per offensive play	7.7	6.4	FUMBLES Number and Lost	0-0
NET YARDS RUSHING	97	151	TOUCHDOWNS	3
Total Rushing Plays	19	31	Rushing	0
Average gain per rushing play	5.1	4.9	Passing	3
NET YARDS PASSING	325	267	Returns	0
Times thrown - yards lost attempting to pass	0-0	0-0	EXTRA POINTS Made-Attempts	3-3
Gross yards passing	325	267	FIELD GOALS Made-Attempts	1-2
PASS ATTEMPTS-COMPLETIONS-HAD INTERCEPTED	36-27-1	34-20-1	SAFETIES	0
Average gain per pass play (inc. # thrown passing)	9.0	7.9	FINAL SCORE	24
KICKOFFS Number-In End Zone-Touchbacks	5-1-1	6-0-0	TIME OF POSSESSION	30:26

BRONCO DEFENSIVE STATISTICS

<i>(based on unofficial press box statistics)</i>																	
PLAYER	UT	A	TT	S-YDS	I-YDS	PD	FF	FR	PLAYER	UT	A	TT	S-YDS	I-YDS	PD	FF	FR
C. Dimry	9	0	9	0-0	0-0	1	0	0	K. Mecklenburg	2	0	2	0-0	0-0	0	0	0
M. Brooks	7	2	9	0-0	0-0	0	0	0	R. Robbins	2	0	2	0-0	0-0	0	0	0
S. Atwater	3	5	8	0-0	1-0	2	0	0	B. Sochia	1	1	2	0-0	0-0	0	0	0
L. Lang	3	2	5	0-0	0-0	0	0	0	R. Holmes	1	0	1	0-0	0-0	0	0	0
T. Braxton	2	3	5	0-0	0-0	0	0	0	A. Montgomery	1	0	1	0-0	0-0	0	0	0
S. Fletcher	3	1	4	0-0	0-0	0	0	0	M. Croel	0	1	1	0-0	0-0	1	0	0
D. Smith	2	2	4	0-0	0-0	0	0	0	TEAM TOTALS	38	18	56	0-0	1-0	4	0	0
G. Kragen	2	1	3	0-0	0-0	0	0	0									



San Francisco 55, Denver 10

Sunday, Jan. 28, 1990 • 4:23 p.m. CST • Louisiana Superdome • New Orleans

WEATHER: Indoors • ATTENDANCE: 72,919 • TIME: 3:21

Super Bowl XXIV



The San Francisco 49ers captured their fourth World Championship with a 55-10 victory against the Denver Broncos in Super Bowl XXIV at the Louisiana Superdome in front of 72,919 fans. San Francisco quarterback Joe Montana completed 22-of-29 passes for 297 yards with five touchdowns, including three to wide receiver Jerry Rice.

The 49ers scored two touchdowns in every quarter and outgained the Broncos 461 yards to 167. After stopping Denver on the game's initial possession, San Francisco drove 66 yards in 10 plays, scoring on a 20-yard pass from Montana to Rice. The Broncos' next possession covered 49 yards in 10 plays and resulted in a 42-yard field goal by David Treadwell.

After limiting the 49ers to four yards on their next drive, Denver took possession on its own 49, but on first down, running back Bobby Humphrey fumbled and defensive end Kevin Fagan recovered for San Francisco on its 46. That turnover led to a 7-yard touchdown pass from Montana to tight end Brent Jones, and after a failed extra point attempt, San Francisco led 13-3 with three seconds left in the first quarter.

The Broncos failed to cross midfield in the second quarter while the 49ers scored on a 1-yard run by running back Tom Rathman and a 38-yard pass from Montana to Rice, taking a 27-3 lead into halftime.

San Francisco was unable to move the ball on the opening possession of the second half, but Elway was intercepted on the first play of Denver's next drive to give the 49ers possession on the Broncos' 28. On first down, Montana threw a touchdown pass to Rice to put his team up 34-3 with 2:12 gone in the third quarter.

The next Denver drive also ended with an interception, leading to a 35-yard scoring pass from Montana to John Taylor.

The Broncos, spurred by a 34-yard run by Humphrey, moved 61 yards in five plays and a penalty to score on a 3-yard run by Elway. San Francisco roared back with an 11-play, 75-yard drive that ended with a 3-yard touchdown run by Rathman. Following another Broncos fumble, running back Roger Craig plowed into the end zone on a 1-yard run to round out the scoring early in the fourth quarter and give the 49ers a 55-10 victory.

OFFICIALS:

Referee — Dick Jorgensen (60); **Umpire** — Hendi Ancich (115); **Line Judge** — Ron Blum (83); **Side Judge** — Gerry Austin (34); **Head Linesman** — Earnie Frantz (111); **Back Judge** — Al Jury (106); **Field Judge** — Don Orr (77).

DENVER BRONCOS

OFFENSE		DEFENSE	
WR 82	V. Johnson	LE 92	A. Carreker
LT 60	G. Perry	NT 71	G. Kragen
LG 66	J. Juriga	RE 90	R. Holmes
C 72	K. Kartz	LOLB 56	M. Brooks
RG 67	D. Widell	LILB 55	R. Dennison
RT 76	K. Lanier	RILB 77	K. Mecklenburg
TE 89	O. Mobley	ROLB 73	S. Fletcher
WR 80	M. Jackson	LCB 34	T. Braxton
QB 7	J. Elway	RCB 24	W. Henderson
RB 30	S. Sewell	SS 49	D. Smith
RB 26	B. Humphrey	FS 27	S. Atwater

BRONCOS SUBSTITUTIONS: P 2 M. Horan, QB 8 G. Kubiak, K 9 D. Treadwell, RB 23 S. Winder, S 25 K. Corrington, CB 29 D. Carrington, RB 32 M. Bratton, RB 35 K. Bell, CB 36 M. Haynes, S 48 R. Robbins, LB 51 M. Munford, G/C 54 K. Bishop, LB 58 S. Curtis, LB 59 T. Lucas, DE/NT 61 A. Townsend, G 65 M. Smith, DE/NT 68 B. Henke, WR 83 M. Young, WR 84 R. Nattiel, TE 86 P. Green, TE 88 C. Kay, DE 91 W. Powers, LB 97 B. Klosterman. **INACTIVE:** RB 40 J. Alexander, C 57 M. Ruether.

SAN FRANCISCO 49ERS

OFFENSE		DEFENSE	
WR 82	J. Taylor	LE 78	P. Holt
LT 77	W. Paris	NT 95	M. Carter
LG 62	G. McIntyre	RE 75	K. Fagan
C 61	J. Sapolu	LOLB 94	C. Haley
RG 69	B. Collie	LILB 54	M. Millen
RT 79	H. Barton	RILB 99	M. Walter
TE 84	B. Jones	ROLB 58	K. Turner
WR 80	J. Rice	LCB 26	D. Pollard
QB 16	J. Montana	RCB 29	D. Griffin
RB 33	R. Craig	SS 31	C. Brooks
RB 44	T. Rathman	FS 42	R. Lott

49ERS SUBSTITUTIONS: K 6 M. Cofer, QB 8 S. Young, P 9 B. Helton, CB 21 E. Wright, CB 22 T. McKyer, RB 23 S. Tillman, RB 24 H. Sydney, RB 32 T. Flagler, S 40 J. Jackson, LB 53 B. Romanowski, LB 56 S. Hendrickson, LB 59 K. DeLong, C/G 60 C. Thomas, NT 61 J. Burt, G 66 T. Tausch, NT 67 P. Kulger, T 74 S. Wallace, TE 84 J. Williams, WR 85 M. Wilson, WR 88 M. Sherrard, TE 89 W. Walls, DE 91 L. Roberts, DE/LB 96 D. Stubbs. **INACTIVE:** QB 13 S. Bono, LB 98 A. Goss.

		1	2	3	4	OT	TOTAL	FIELD GOALS (made () & missed)	
VISITOR	San Francisco 49ers	13	14	14	14	—	55		
HOME	Denver Broncos	3	0	7	0	—	10	D. Treadwell (4/2)	

Team	Qtr	Clock Time	PLAY DESCRIPTION (Extra Point) (Drive Info)	SCORE	
				Visitor	Home
49ERS	1	4:54	J. Rice 20 yd. pass from J. Montana (M. Cofer, kick) (10-66, 3:59)	7	0
BRONCOS	1	8:13	D. Treadwell 42 yd. Field Goal (10-49, 3:19)	7	3
49ERS	1	14:57	B. Jones 7 yd. pass from J. Montana (No good, WR) (10-54, 5:15)	13	3
49ERS	2	7:45	T. Rathman 1 yd. run (M. Cofer, kick) (14-69, 7:07)	20	3
49ERS	2	14:26	J. Rice 38 yd. pass from J. Montana (M. Cofer, kick) (5-59, 1:04)	27	3
49ERS	3	2:12	J. Rice 28 yd. pass from J. Montana (M. Cofer, kick) (1-28, 0:06)	34	3
49ERS	3	5:16	J. Taylor 35 yd. pass from J. Montana (M. Cofer, kick) (2-37, 0:48)	41	3
BRONCOS	3	8:07	J. Elway 3 yd. run (D. Treadwell, kick) (5-61, 2:51)	41	10
49ERS	4	0:03	T. Rathman 3 yd. run (M. Cofer, kick) (11-75, 6:56)	48	10
49ERS	4	1:13	R. Craig 1 yd. run (M. Cofer, kick) (1-1, 0:04)	55	10

FINAL INDIVIDUAL STATISTICS

San Francisco 49ers										Denver Broncos									
RUSHING	ATT	YDS	AVG	LG	TD					RUSHING	ATT	YDS	AVG	LG	TD				
R. Craig	20	69	3.5	18	1					B. Humphrey	12	61	5.1	34	0				
T. Rathman	11	38	3.5	18	2					J. Elway	4	8	2.0	3	1				
J. Montana	2	15	7.5	10	0					S. Winder	1	-5	-5.0	-5	0				
T. Flagler	6	14	2.3	10	0														
S. Young	4	6	1.5	11	0														
H. Sydney	1	2	2.0	2	0														
TOTAL	44	144	3.3	18	3					TOTAL	17	64	3.8	34	1				
			TKD/										TKD/						
			YD	TD	LG	IN	Rtg.						YD	TD	LG	IN	Rtg.		
J. Montana	29	22	297	1/0	5	38	0	147.6		J. Elway	26	10	108	4/30	0	27	2	19.4	
S. Young	3	2	20	0/0	0	13	0	85.4		G. Kubiak	3	1	28	2/3	0	28	0	68.8	
TOTAL	32	24	317	1/0	5	38	0	145.4		TOTAL	29	11	136	6/33	0	28	2	24.5	
PASS RECEIVING	NO	YDS	AVG	LG	TD					PASS RECEIVING	NO	YDS	AVG	LG	TD				
J. Rice	7	148	21.1	38	3					B. Humphrey	3	38	12.7	27	0				
R. Craig	5	34	6.8	12	0					S. Sewell	2	22	11.0	12	0				
T. Rathman	4	43	10.8	18	0					V. Johnson	2	21	10.5	13	0				
J. Taylor	3	49	16.3	35	1					R. Nattiel	1	28	28.0	28	0				
M. Sherrard	1	13	13.0	13	0					M. Bratton	1	14	14.0	14	0				
W. Walls	1	9	9.0	9	0					S. Winder	1	7	7.0	7	0				
B. Jones	1	7	7.0	7	1					C. Kay	1	6	6.0	6	0				
H. Sydney	1	7	7.0	7	0														
J. Williams	1	7	7.0	7	0														
TOTAL	24	317	13.2	38	5					TOTAL	11	136	12.4	28	0				
INTERCEPTIONS	NO	YDS	AVG	LG	TD					INTERCEPTIONS	NO	YDS	AVG	LG	TD				
M. Walter	1	4	4.0	4	0														
C. Brooks	1	38	38.0	38	0														
TOTAL	2	42	21.0	38	0					TOTAL	0	0	0.0	—	0				
PUNTING	NO	YDS	AVG	NET	TB	IN20	LG			PUNTING	NO	YDS	AVG	NET	TB	IN20	LG		
B. Helton	4	158	39.5	36.8	0	2	47			M. Horan	6	231	38.5	32.2	0	0	43		
TOTAL	4	158	39.5	36.8	0	2	47			TOTAL	6	231	38.5	32.2	0	0	43		
PUNT RETURNS	NO	YDS	AVG	FC	LG	TD				PUNT RETURNS	NO	YDS	AVG	FC	LG	TD			
J. Taylor	3	38	12.7	2	17	0				V. Johnson	2	11	5.5	1	7	0			
(OUT OF BOUNDS)	1	0	0.0	0	—	0				(DOWNED)	1	0	0.0	0	—	0			
RETURNS	3	38	12.7	2	17	0				RETURNS	2	11	5.5	1	7	0			
KICKOFF RETURNS	NO	YDS	AVG	FC	LG	TD				KICKOFF RETURNS	NO	YDS	AVG	FC	LG	TD			
T. Flagler	3	49	16.3	0	22	0				D. Carrington	6	146	24.3	0	39	0			
										K. Bell	2	41	20.5	0	24	0			
										M. Bratton	1	9	9.0	0	9	0			
RETURNS	3	49	16.3	0	22	0				RETURNS	9	196	21.8	0	39	0			
San Francisco 49ers	Fumbles	Own	Opp.	Out						Denver Broncos	Fumbles	Own	Opp.	Out					
	Fum	Lost	Rec.	Yds	TD	FF	Rec.	Yds	TD		Fum	Lost	Rec.	Yds	TD	FF	Rec.	Yds	TD
K. Fagan	0	0	0	0	0	1	0	0	0	B. Humphrey	1	1	0	0	0	0	0	0	0
C. Brooks	0	0	0	0	0	1	0	0	0	J. Elway	2	1	-1	-1	0	0	0	0	0
D. Griffin	0	0	0	0	0	1	0	0	0										
D. Stubbs	0	0	0	0	0	1	15	0	0										
TOTAL	0	0	0	0	0	2	2	15	0	TOTAL	3	2	1	-1	0	0	0	0	0

FINAL TEAM STATISTICS

	49ERS	BRONCOS	49ERS	BRONCOS
TOTAL FIRST DOWNS	28	12	4-39.5	6-38.5
By Rushing	14	5		
By Passing	14	6		
By Penalty	0	1		
THIRD DOWN EFFICIENCY	8-15-53%	3-11-27%		
FOURTH DOWN EFFICIENCY	2-2-100%	0-0-0%		
TOTAL NET YARDS	461	167		
Total Offensive Plays (inc. times thrown passing)	77	52		
Average gain per offensive play	6.0	3.2		
NET YARDS RUSHING	144	64		
Total Rushing Plays	44	17		
Average gain per rushing play	3.3	3.8		
NET YARDS PASSING	317	103		
Times thrown – yards lost attempting to pass	1-0	6-33		
Gross yards passing	317	136		
PASS ATTEMPTS-COMPLETIONS-HAD INTERCEPTED	32-24-0	29-11-2		
Average gain per pass play (inc. # thrown passing)	9.6	2.9		
KICKOFFS Number-In End Zone-Touchbacks	9-3-0	3-0-0		
PUNTS Number and Average			4-39.5	6-38.5
Had Blocked			0-0	0-0
FGs – PATs Had Blocked			0-0	0-0
TOTAL RETURN YARDAGE (Not Including Kickoffs)	80	11		
No. and Yards Punt Returns	3-38	2-11		
No. and Yards Kickoff Returns	3-49	9-196		
No. and Yards Interception Returns	2-42	0-0		
PENALTIES Number and Yards	4-38	0-0		
FUMBLES Number and Lost	0-0	3-2		
TOUCHDOWNS	3	1		
Rushing	3	0		
Passing	0	1		
EXTRA POINTS Made-Attempts	7-8	1-1		
FIELD GOALS Made-Attempts	0-0	1-1		
SAFETIES	0	0		
FINAL SCORE	55	10		
TIME OF POSSESSION	39:31	20:29		

BRONCOS DEFENSIVE STATISTICS

(based on unofficial press box statistics)

PLAYER	UT	A	TT	S-YDS	I-YDS	PD	FF	FR	PLAYER	UT	A	TT	S-YDS	I-YDS	PD	FF	FR
T. Braxton	8	0	8	1-0	0-0	2	0	0	M. Brooks	3	0	3	0-0	0-0	0	0	0
S. Atwater	4	4	8	0-0	0-0	0	0	0	A. Carreker	2	1	3	0-0	0-0	0	0	0
M. Munford	5	1	6	0-0	0-0	0	0	0	A. Townsend	2	1	3	0-0	0-0	0	0	0
R. Dennison	5	0	5	0-0	0-0	0	0	0	D. Carrington	2	0	2	0-0	0-0	0	0	0
S. Fletcher	5	0	5	0-0	0-0	0	0	0	W. Powers	2	0	2	0-0	0-0	0	0	0
W. Henderson	5	0	5	0-0	0-0	1	0	0	T. Lucas	1	1	2	0-0	0-0	0	0	0
S. Curtis	4	1	5	0-0	0-0	0	0	0	K. Carrington	1	0	1	0-0	0-0	0	0	0
G. Kragen	4	0	4	0-0	0-0	0	0	0	K. Mecklenburg	1	0	1	0-0	0-0	0	0	0
R. Holmes	3	1	4	0-0	0-0	0	0	0	TEAM TOTALS	58	13	71	1-0	0-0	3	0	0
D. Smith	1	3	4	0-0	0-0	0	0	0									



Denver 37, Cleveland 21

Sunday, Jan. 14, 1990 • 11:30 a.m. MST • Mile High Stadium • Denver

WEATHER: Sunny, 53°, Wind W 10 mph • ATTENDANCE: 76,005 • TIME: 3:28

1989 AFC Championship Game

The Denver Broncos won their third American Football Conference Championship in four years with a dynamic 37-21 victory over Cleveland before 76,005 fans at Mile High Stadium.

Broncos quarterback John Elway threw for 385 yards and three touchdowns, running back Sammy Winder tied a Denver postseason record with two touchdowns and strong safety Dennis Smith posted two of the Broncos' three interceptions. Denver also totaled 497 yards of offense, averaging 6.5 yards on 76 plays.

The Broncos took the opening kickoff and drove to the Cleveland 1, but on third down, Elway's pitch to running back Bobby Humphrey was fumbled and the Browns' Andrew Stewart recovered on the 8. With five minutes left in the first quarter, Smith picked off a Bernie Kosar pass and returned it to the Cleveland 32. Denver moved to the Cleveland 12 but had to settle for a 29-yard field goal by David Treadwell.

Neither team mounted scoring drives until the Broncos took possession on their own 18 with 6:54 left in the half. On first down, Elway hit wide receiver Mark Jackson for 12 yards, and three plays later he connected with wide receiver Michael Young for a 70-yard touchdown that put Denver ahead 10-0 at the half.

The Browns took the opening kickoff of the second half and drove 70 yards in eight plays, scoring on a 27-yard pass from Kosar to Brian Brennan. Denver roared right back on its next possession, going 80 yards in six plays and scoring on a 5-yard pass from Elway to tight end Orson Mobley on a drive sparked by a 53-yard Young reception.

The Broncos began their next possession at their 40-yard line and, buoyed by a 25-yard run by Elway, covered 60 yards in six plays and scored on a 7-yard run by Winder, making the score 24-7 late in the third quarter.

The Browns needed just six plays to go 72 yards and score on a 10-yard Kosar-to-Brennan pass, and two plays into Denver's next drive, Cleveland's Felix Wright recovered a Denver fumble and returned it to the Broncos' 1. On second down, Tim Manoa barreled in from the 2, cutting Denver's lead to 24-21 with one second left in the third quarter.

The Broncos shut out the Browns in the fourth quarter while posting 13 points of their own. A 39-yard touchdown grab by Winder along with two Treadwell field goals accounted for Denver's final points of the afternoon.

OFFICIALS:

Referee — Dick Hantak (105); **Umpire** — Art Demmas (78); **Line Judge** — Bill Reynolds (53); **Side Judge** — Nate Jones (97); **Head Linesman** — Dale Williams (8); **Back Judge** — Paul Baetz (22); **Field Judge** — Jack Vaughan (93).

DENVER BRONCOS

OFFENSE		DEFENSE	
WR	82 V. Johnson	LE	92 A. Carreker
LT	60 G. Perry	NT	71 G. Kragen
LG	66 J. Juriga	RE	90 R. Holmes
C	72 K. Kartz	LOLB	56 M. Brooks
RG	67 D. Widell	LILB	55 R. Dennison
RT	76 K. Lanier	RILB	77 K. Mecklenburg
TE	87 P. Kelly	ROLB	73 S. Fletcher
WR	80 M. Jackson	LCB	34 T. Braxton
QB	7 J. Elway	RCB	24 W. Henderson
FB	32 M. Bratton	SS	49 D. Smith
RB	26 B. Humphrey	FS	27 S. Atwater

BRONCOS SUBSTITUTIONS: P 2 M. Horan, QB 8 G. Kubiak, K 9 D. Treadwell, RB 23 S. Winder, S 25 K. Corrington, CB 29 D. Carrington, RB 30 S. Sewell, RB 35 K. Bell, CB 36 M. Haynes, S 48 R. Robbins, LB 51 M. Munford, G/C 54 K. Bishop, LB 58 S. Curtis, LB 59 T. Lucas, DE/NT 61 A. Townsend, G 65 M. Smith, DE/NT 68 B. Henke, WR 83 M. Young, WR 84 R. Nattiel, TE 88 C. Kay, TE 89 O. Mobley, DE 91 W. Powers, LB 97 B. Klosterman. **INACTIVE:** RB 40 J. Alexander, C 57 M. Ruether.

CLEVELAND BROWNS

OFFENSE		DEFENSE	
WR	84 W. Slaughter	LDE	60 A. Baker
LT	74 P. Farren	LDI	78 C. Hairston
LG	68 T. Banker	MD	92 M. Perry
C	73 G. Rakoczy	RDE	97 R. Banks
RG	66 T. Jones	LLB	57 C. Matthews
RT	63 C. Risien	MLB	59 M. Johnson
TE	82 O. Newsome	RLB	56 D. Grayson
WR	88 R. Langhorne	LCB	31 F. Minnifield
QB	19 B. Kosar	RCB	29 H. Dixon
RB	21 E. Metcalf	SS	22 F. Wright
FB	34 K. Mack	FS	30 T. Gash

BROWNS SUBSTITUTIONS: K 9 M. Bahr, QB 10 M. Pagel, P 15 B. Wagner, CB 23 M. Harper, RB 26 K. Jones, RB 33 M. Oliphant, RB 35 B. Redden, S 40 K. Kramer, FB 42 T. Manoa, S 49 R. Lyons, LB 50 V. Walters, LB 51 E. Johnson, LB 58 C. Charlton, C 64 T. Baugh, DE 71 T. Gibson, DL 75 C. Pike, T 77 R. Bolden, WR 85 L. Tillman, WR 86 B. Brennan, TE 87 R. Middleton, WR 89 G. McNeil, DE 96 A. Stewart. **DID NOT PLAY:** DB 24 T. Blaylock. **INACTIVE:** T 70 K. Simons, T 72 K. Robbins.

		1	2	3	4	OT	TOTAL	FIELD GOALS (made () & missed)	
VISITOR	Cleveland Browns	0	0	21	0	—	21		
HOME	Denver Broncos	3	7	14	13	—	37	D. Treadwell (29) 54B (34) (31)	

Team	Qtr	Clock Time	PLAY DESCRIPTION (Extra Point) (Drive Info)	SCORE	
				Visitor	Home
BRONCOS	1	12:59	D. Treadwell 29 yd. Field Goal (5-20, 2:46)	0	3
BRONCOS	2	9:03	M. Young 70 yd. pass from J. Elway (D.Treadwell, kick) (4-82, 0:57)	0	10
BROWNS	3	3:19	B. Brennan 27 yd. pass from B. Kosar (M. Bahr, kick) (8-70, 3:19)	7	10
BRONCOS	3	7:00	O. Mobley 5 yd. pass from J. Elway (D. Treadwell, kick) (6-80, 3:41)	7	17
BRONCOS	3	10:41	S. Winder 7 yd. run (D. Treadwell, kick) (6-60, 2:41)	7	24
BROWNS	3	12:48	B. Brennan 10 yd. pass from B. Kosar (M. Bahr, kick) (6-72, 2:07)	14	24
BROWNS	3	14:59	T. Manoa 2 yd. run (M. Bahr, kick) (2-1, 1:12)	21	24
BRONCOS	4	2:25	S. Winder 39 yd. pass from J. Elway (D. Treadwell, kick) (6-80, 2:26)	21	31
BRONCOS	4	6:38	D. Treadwell 34 yd. Field Goal (7-22, 3:48)	21	34
BRONCOS	4	13:00	D. Treadwell 31 yd. Field Goal (10-34, 6:50)	21	37

FINAL INDIVIDUAL STATISTICS

Cleveland Browns										Denver Broncos														
RUSHING	ATT	YDS	AVG	LG	TD	RUSHING	ATT	YDS	AVG	LG	TD	RUSHING	ATT	YDS	AVG	LG	TD							
K. Mack	6	36	6.0	19	0	J. Elway	5	39	7.8	25	0	S. Winder	21	37	1.8	9	1							
B. Kosar	2	22	11.0	16	0	B. Humphrey	8	23	2.9	9	0	S. Sewell	4	17	4.3	12	0							
T. Manoa	2	5	2.5	3	1	M. Bratton	1	4	4.0	4	0	TOTAL	39	120	3.1	25	1							
E. Metcalf	3	4	1.3	2	0	TOTAL	39	120	3.1	25	1	PASSING	ATT	CMP	YDS	TD	LG	INT						
R. Langhorne	1	-1	-1.0	-1	0	J. Elway	36	20	385	1/8	3	70	0	120.7	TOTAL	36	20	385	1/8	3	70	0	120.7	
TOTAL	14	66	4.7	19	1	TOTAL	36	20	385	1/8	3	70	0	120.7	PASS RECEIVING	NO	YDS	AVG	LG	TD				
PASSING	ATT	CMP	YDS	TD	LG	INT	Rtg.	PASSING	ATT	CMP	YDS	TD	LG	INT	Rtg.	PASS RECEIVING	NO	YDS	AVG	LG	TD			
B. Kosar	44	19	210	4/20	2	27	3	44.7	J. Elway	36	20	385	1/8	3	70	0	120.7	V. Johnson	4	7	91	13.0	23	0
TOTAL	44	19	210	4/20	2	27	3	44.7	TOTAL	36	20	385	1/8	3	70	0	120.7	S. Sewell	3	55	18.3	43	0	
PASS RECEIVING	NO	YDS	AVG	LG	TD	PASS RECEIVING	NO	YDS	AVG	LG	TD	PASS RECEIVING	NO	YDS	AVG	LG	TD	PASS RECEIVING	NO	YDS	AVG	LG	TD	
R. Langhorne	5	78	15.6	27	0	V. Johnson	7	91	13.0	23	0	S. Sewell	3	55	18.3	43	0	M. Young	2	123	61.5	70	1	
B. Brennan	5	58	11.6	27	2	S. Sewell	2	39	19.5	39	1	M. Jackson	2	25	12.5	13	0	S. Winder	2	39	19.5	39	1	
W. Slaughter	3	36	12.0	16	0	M. Jackson	2	25	12.5	13	0	M. O. Mabley	2	22	11.0	17	1	M. Young	2	25	12.5	13	0	
K. Mack	2	8	4.0	5	0	O. Mabley	2	22	11.0	17	1	B. Humphrey	1	23	23.0	23	0	S. Winder	2	39	19.5	39	1	
E. Metcalf	2	7	3.5	4	0	B. Humphrey	1	7	7.0	7	0	M. Bratton	1	7	7.0	7	0	M. Young	2	25	12.5	13	0	
L. Tillman	1	15	15.0	15	0	M. Bratton	1	7	7.0	7	0	TOTAL	20	385	19.3	70	3	S. Winder	2	39	19.5	39	1	
T. Manoa	1	8	8.0	8	0	TOTAL	20	385	19.3	70	3	INTERCEPTIONS	NO	YDS	AVG	LG	TD	S. Winder	2	13	6.5	9	0	
TOTAL	19	210	11.1	27	2	INTERCEPTIONS	NO	YDS	AVG	LG	TD	D. Smith	2	13	6.5	9	0	K. Corrington	1	1	1.0	1	0	
INTERCEPTIONS	NO	YDS	AVG	LG	TD	D. Smith	2	13	6.5	9	0	K. Corrington	1	1	1.0	1	0	TOTAL	3	14	4.7	9	0	
TOTAL	0	0	0.0	—	0	TOTAL	3	14	4.7	9	0	PUNTING	NO	YDS	AVG	NET	TB	IN20	LG					
PUNTING	NO	YDS	AVG	NET	TB	IN20	LG	PUNTING	NO	YDS	AVG	NET	TB	IN20	LG	B. Wagner	8	338	42.3	35.3	1	1	52	
B. Wagner	8	338	42.3	35.3	1	1	52	M. Horan	5	232	46.4	37.0	2	1	61	TOTAL	8	338	42.3	35.3	1	1	52	
TOTAL	8	338	42.3	35.3	1	1	52	TOTAL	5	232	46.4	37.0	2	1	61	PUNT RETURNS	NO	YDS	AVG	FC	LG	TD		
PUNT RETURNS	NO	YDS	AVG	FC	LG	TD	PUNT RETURNS	NO	YDS	AVG	FC	LG	TD	G. McNeil	1	7	7.0	1	7	0				
G. McNeil	1	7	7.0	1	7	0	V. Johnson	4	36	9.0	0	11	0	(DOWNED)	1	0	0.0	0	—	0				
(DOWNED)	1	0	0.0	0	—	0	(TOUCHBACK)	1	0	0.0	0	—	0	(TOUCHBACK)	2	0	0.0	0	—	0				
(TOUCHBACK)	2	0	0.0	0	—	0	(TOUCHBACK)	1	0	0.0	0	—	0	RETURNS	NO	YDS	AVG	FC	LG	TD				
RETURNS	NO	YDS	AVG	FC	LG	TD	RETURNS	NO	YDS	AVG	FC	LG	TD	V. Johnson	4	36	9.0	0	11	0				
V. Johnson	4	36	9.0	0	11	0	(DOWNED)	3	0	0.0	0	—	0	(TOUCHBACK)	1	0	0.0	0	—	0				
(DOWNED)	3	0	0.0	0	—	0	(TOUCHBACK)	1	0	0.0	0	—	0	RETURNS	NO	YDS	AVG	FC	LG	TD				
(TOUCHBACK)	1	0	0.0	0	—	0	RETURNS	NO	YDS	AVG	FC	LG	TD	RETURNS	NO	YDS	AVG	FC	LG	TD				
RETURNS	NO	YDS	AVG	FC	LG	TD	RETURNS	NO	YDS	AVG	FC	LG	TD	RETURNS	NO	YDS	AVG	FC	LG	TD				
E. Metcalf	6	118	19.7	0	28	0	(TOUCHBACK)	4	0	0.0	0	—	0	RETURNS	NO	YDS	AVG	FC	LG	TD				
K. Jones	1	12	12.0	0	12	0	(TOUCHBACK)	1	0	0.0	0	—	0	RETURNS	NO	YDS	AVG	FC	LG	TD				
(TOUCHBACK)	1	0	0.0	0	—	0	RETURNS	NO	YDS	AVG	FC	LG	TD	RETURNS	NO	YDS	AVG	FC	LG	TD				
RETURNS	NO	YDS	AVG	FC	LG	TD	RETURNS	NO	YDS	AVG	FC	LG	TD	RETURNS	NO	YDS	AVG	FC	LG	TD				
E. Metcalf	6	118	19.7	0	28	0	RETURNS	NO	YDS	AVG	FC	LG	TD	RETURNS	NO	YDS	AVG	FC	LG	TD				
K. Jones	1	12	12.0	0	12	0	RETURNS	NO	YDS	AVG	FC	LG	TD	RETURNS	NO	YDS	AVG	FC	LG	TD				
(TOUCHBACK)	1	0	0.0	0	—	0	RETURNS	NO	YDS	AVG	FC	LG	TD	RETURNS	NO	YDS	AVG	FC	LG	TD				
RETURNS	NO	YDS	AVG	FC	LG	TD	RETURNS	NO	YDS	AVG	FC	LG	TD	RETURNS	NO	YDS	AVG	FC	LG	TD				
E. Metcalf	6	118	19.7	0	28	0	RETURNS	NO	YDS	AVG	FC	LG	TD	RETURNS	NO	YDS	AVG	FC	LG	TD				
K. Jones	1	12	12.0	0	12	0	RETURNS	NO	YDS	AVG	FC	LG	TD	RETURNS	NO	YDS	AVG	FC	LG	TD				
(TOUCHBACK)	1	0	0.0	0	—	0	RETURNS	NO	YDS	AVG	FC	LG	TD	RETURNS	NO	YDS	AVG	FC	LG	TD				
RETURNS	NO	YDS	AVG	FC	LG	TD	RETURNS	NO	YDS	AVG	FC	LG	TD	RETURNS	NO	YDS	AVG	FC	LG	TD				
E. Metcalf	6	118	19.7	0	28	0	RETURNS	NO	YDS	AVG	FC	LG	TD	RETURNS	NO	YDS	AVG	FC	LG	TD				
K. Jones	1	12	12.0	0	12	0	RETURNS	NO	YDS	AVG	FC	LG	TD	RETURNS	NO	YDS	AVG	FC	LG	TD				
(TOUCHBACK)	1	0	0.0	0	—	0	RETURNS	NO	YDS	AVG	FC	LG	TD	RETURNS	NO	YDS	AVG	FC	LG	TD				
RETURNS	NO	YDS	AVG	FC	LG	TD	RETURNS	NO	YDS	AVG	FC	LG	TD	RETURNS	NO	YDS	AVG	FC	LG	TD				
E. Metcalf	6	118	19.7	0	28	0	RETURNS	NO	YDS	AVG	FC	LG	TD	RETURNS	NO	YDS	AVG	FC	LG	TD				
K. Jones	1	12	12.0	0	12	0	RETURNS	NO	YDS	AVG	FC	LG	TD	RETURNS	NO	YDS	AVG	FC	LG	TD				
(TOUCHBACK)	1	0	0.0	0	—	0	RETURNS	NO	YDS	AVG	FC	LG	TD	RETURNS	NO	YDS	AVG	FC	LG	TD				
RETURNS	NO	YDS	AVG	FC	LG	TD	RETURNS	NO	YDS	AVG	FC	LG	TD	RETURNS	NO	YDS	AVG	FC	LG	TD				
E. Metcalf	6	118	19.7	0	28	0	RETURNS	NO	YDS	AVG	FC	LG	TD	RETURNS	NO	YDS	AVG	FC	LG	TD				
K. Jones	1	12	12.0	0	12	0	RETURNS	NO	YDS	AVG	FC	LG	TD	RETURNS	NO	YDS								



Denver 24, Pittsburgh 23

Sunday, Jan. 7, 1990 • 2 p.m. MST • Mile High Stadium • Denver

WEATHER: Sunny, 55°, Wind W 6 mph • **ATTENDANCE:** 75,868 • **TIME:** 2:57

1989 AFC Divisional Playoff Game

The Denver Broncos advanced to their third AFC Championship Game in four years with a come-from-behind 24-23 victory against the Steelers before 75,868 fans at Mile High Stadium. Although Pittsburgh held the upper hand in total yards (404 to 364) and time of possession (34:14 to 25:46), Denver was able to mount a late fourth-quarter drive and score the winning touchdown with just 2:27 remaining.

The Steelers took the opening kickoff and drove 65 yards in 13 plays, scoring on a 32-yard Gary Anderson field goal. Following a 45-yard run by Merrill Hoge and a 33-yard Bubby Brister-to-Tim Worley pass play, the Steelers were knocking on the door again and scored three plays later on a 7-yard run by Hoge. The score put Pittsburgh ahead 10-0 with 1:38 gone in the second quarter.

The Broncos took their first possession of the second quarter and drove 75 yards in 12 plays to score on a 1-yard plunge by running back Mel Bratton on third-and-goal. The Steelers bounced back, traveling 77 yards in 12 plays to score on a 9-yard pass from Brister to wide receiver Louis Lipps. The Broncos got the ball back on their own 33 with 20 seconds left in the half. Two Elway passes put Denver at the Pittsburgh 26 with two seconds left, setting up David Treadwell's 43-yard field goal that pulled Denver within 17-10 at halftime.

Early in the third quarter, Denver nose tackle Greg Kragen forced a Tim Worley fumble that cornerback Tyrone Braxton recovered for the Broncos on the Steelers' 37-yard line. On first down, Elway found wide receiver Vance Johnson for a touchdown to tie the score at 17. Pittsburgh's next two possessions ended in Anderson field goals, and the Steelers held a 23-17 lead in the early stages of the fourth quarter.

After an exchange of punts, the Broncos took possession on their own 29 with 7:06 left in the game. Elway connected with Jackson for 18 yards and then handed off to running back Bobby Humphrey, who pitched the ball back to Elway, setting up his 36-yard strike to Johnson that gave Denver a first down on the Steelers' 26. Humphrey ran on the next four plays, gaining 24 yards and taking the ball to the 2. On third-and-goal from the 1, Bratton scored again and Treadwell's extra point gave Denver its first lead of the game with 2:27 left in regulation.

Pittsburgh got the ball on its own 20, but on third down Brister's signals were drowned out by the crowd and he mis-handled the snap. Randy Robbins recovered for Denver on the Pittsburgh 18, and the Broncos were able to run out the clock.

OFFICIALS:

Referee — Gene Barth (14); **Umpire** — Dave Hamilton (42); **Line Judge** — Ron Blum (83); **Side Judge** — Gene Austin (34); **Head Linesman** — Ron Phares (10); **Back Judge** — Louis Richard (68); **Field Judge** — Bobby Skelton (73).

DENVER BRONCOS

OFFENSE		DEFENSE	
WR 82	V. Johnson	LE 92	A. Carreker
LT 60	G. Perry	NT 71	G. Kragen
LG 66	J. Juriga	RE 90	R. Holmes
C 72	K. Kartz	LOLB 56	M. Brooks
RG 67	D. Widell	LILB 51	M. Munford
RT 76	K. Lanier	RILB 77	K. Mecklenburg
TE 89	O. Mobley	ROLB 73	S. Fletcher
WR 80	M. Jackson	LCB 34	T. Braxton
QB 7	J. Elway	RCB 24	W. Henderson
FB 32	M. Bratton	SS 49	D. Smith
RB 26	B. Humphrey	FS 27	S. Atwater

BRONCOS SUBSTITUTIONS: P 2 M. Horan, QB 8 G. Kubiak, K 9 D. Treadwell, RB 23 S. Winder, S 25 K. Corrington, CB 29 D. Carrington, RB 30 S. Sewell, RB 35 K. Bell, CB 36 M. Haynes, S 48 R. Robbins, G/C 54 K. Bishop, LB 55 R. Dennison, LB 58 S. Curtis, LB 59 T. Lucas, DE/NT 61 A. Townsend, G 65 M. Smith, DE/NT 68 B. Henke, WR 83 M. Young, WR 84 R. Nattiel, TE 87 P. Kelly, TE 88 C. Kay, DE 91 W. Powers, LB 97 B. Klosterman. **INACTIVE:** RB 40 J. Alexander, C 57 M. Ruether.

PITTSBURGH STEELERS

OFFENSE		DEFENSE	
WR 87	W. Thompson	LE 93	K. Willis
LT 65	J. Jackson	NT 98	G. Williams
LG 79	J. Reinstra	RE 78	T. Johnson
C 63	D. Dawson	LOLB 53	B. Hinkle
RG 74	T. Long	LILB 50	D. Little
RT 62	T. Ilkin	RILB 54	H. Nickerson
TE 84	M. Mularkey	ROLB 95	G. Lloyd
WR 83	L. Lipps	LCB 49	D. Woodruff
QB 6	B. Brister	RCB 26	R. Woodson
FB 33	M. Hoge	SS 37	C. Lake
RB 38	T. Worley	FS 27	T. Everrett

STEELERS SUBSTITUTIONS: K 1 G. Anderson, P 18 H. Newsome, RB 20 D. Stone, CB 22 L. Griffin, RB 23 T. Tyrell, CB 25 D. Arnold, CB 35 D. Hall, RB 40 R. Wilkerson, CB 44 D. Johnson, LB 55 T. Simien, G 60 B. Blakenship, NT 68 L. Freeman, T 71 T. Ricketts, G/T 73 C. Woffley, WR 80 M. Stock, TE 85 T. O'Shea, LB 90 T. Stowe, LB 91 J. Williams, DE 97 A. Jones, LB 92 J. Olsavsky. **DID NOT PLAY:** QB 11 R. Strom, C 51 C. Lanza, WR 82 D. Hill. **INACTIVE:** QB 14 T. Blackledge, WR 88 J. Johnson.

		1	2	3	4	OT	TOTAL	FIELD GOALS (made () & missed)	
VISITOR	Pittsburgh Steelers	3	14	3	3	—	23	G. Anderson (32) (35) (32)	
HOME	Denver Broncos	0	10	7	7	—	24	D. Treadwell (43)	

Team	Qtr	Clock Time	PLAY DESCRIPTION (Extra Point) (Drive Info)	SCORE	
				Visitor	Home
STEELERS	1	7:47	G. Anderson 32 yd. Field Goal (13-65, 7:47)	3	0
STEELERS	2	1:38	M. Hoge 7 yd. run (G. Anderson, kick) (5-93, 2:27)	10	0
BRONCOS	2	8:38	M. Bratton 1 yd. run (D. Treadwell, kick) (12-75, 7:00)	10	7
STEELERS	2	14:34	L. Lipps 9 yd. pass from B. Brister (G. Anderson, kick) (12-77, 5:56)	17	7
BRONCOS	2	15:00	D. Treadwell 43 yd. Field Goal (3-41, 0:26)	17	10
BRONCOS	3	1:58	V. Johnson 37 yd. pass from J. Elway (D. Treadwell, kick) (1-37, 0:07)	17	17
STEELERS	3	7:26	G. Anderson 35 yd. Field Goal (10-62, 5:28)	20	17
STEELERS	4	0:07	G. Anderson 32 yd. Field Goal (10-34, 5:54)	23	17
BRONCOS	4	12:33	M. Bratton 1 yd. run (D. Treadwell, kick) (9-71, 4:39)	23	24

FINAL INDIVIDUAL STATISTICS

Pittsburgh Steelers											Denver Broncos															
RUSHING	ATT	YDS	AVG	LG	TD						RUSHING	ATT	YDS	AVG	LG	TD										
M. Hoge	16	120	7.5	45	1						B. Humphrey	18	85	4.7	17	0										
T. Worley	13	50	3.8	19	0						J. Elway	7	44	6.3	32	0										
B. Brister	2	4	2.0	4	0						S. Sewell	1	6	6.0	6	0										
L. Lipps	1	1	1.0	1	0						M. Bratton	4	3	0.8	1	2										
											S. Winder	1	0	0.0	0	0										
TOTAL	32	175	5.5	45	1						TOTAL	31	138	4.5	32	2										
PASSING											PASSING															
	ATT	CMP	YDS	TKO/ YD	TD	LG	IN	Rtg.				ATT	CMP	YDS	TKO/ YD	TD	LG	IN	Rtg.							
B. Brister	29	19	229	0/0	1	33	0	101.1			J. Elway	20	12	239	1/13	1	51	1	97.7							
TOTAL	29	19	229	0/0	1	33	0	101.1			TOTAL	20	12	239	1/13	1	51	1	97.7							
PASS RECEIVING											PASS RECEIVING															
	NO	YDS	AVG	LG	TD							NO	YDS	AVG	LG	TD										
M. Hoge	8	60	7.5	19	0						M. Jackson	5	111	22.2	51	0										
L. Lipps	3	29	9.7	11	1						V. Johnson	3	85	28.3	37	1										
D. Stone	3	18	9.0	11	0						M. Young	2	22	11.0	12	0										
M. Mularkey	2	36	18.0	25	0						R. Nattiel	1	15	15.0	15	0										
T. Worley	1	33	33.0	33	0						B. Humphrey	1	6	6.0	6	0										
M. Stock	1	30	30.0	30	0																					
W. Thompson	1	23	23.0	23	0																					
TOTAL	19	229	12.1	33	1						TOTAL	12	239	19.9	51	1										
INTERCEPTIONS											INTERCEPTIONS															
	NO	YDS	AVG	LG	TD							NO	YDS	AVG	LG	TD										
T. Everett	1	26	26.0	26	0																					
TOTAL	1	26	26.0	26	0						TOTAL	0	0	0.0	—	0										
PUNTING											PUNTING															
	NO	YDS	AVG	NET	TB	IN20	LG					NO	YDS	AVG	NET	TB	IN20	LG								
H. Newsome	2	86	43.0	40.0	0	0	50				M. Horan	3	133	44.3	37.7	1	2	55								
											J. Elway	1	17	17.0	17.0	0	1	17								
TOTAL	2	86	43.0	40.0	0	0	50				TOTAL	4	150	37.5	32.5	1	3	55								
PUNT RETURNS											PUNT RETURNS															
	NO	YDS	AVG	FC	LG	TD						NO	YDS	AVG	FC	LG	TD									
R. Woodson	0	0	0.0	1	0	0					V. Johnson	1	6	6.0	1	6	0									
(DOWNED)	2	0	0.0	0	—	0																				
(TOUCHBACK)	1	0	0.0	0	—	0																				
RETURNS	0	0	0.0	1	0	0					RETURNS	1	6	6.0	1	6	0									
KICKOFF RETURNS											KICKOFF RETURNS															
	NO	YDS	AVG	FC	LG	TD						NO	YDS	AVG	FC	LG	TD									
R. Woodson	2	33	16.5	0	19	0					K. Bell	2	62	31.0	0	31	0									
(TOUCHBACK)	2	0	0.0	0	—	0					D. Carrington	2	51	25.5	0	27	0									
											M. Bratton	1	6	6.0	0	6	0									
											(TOUCHBACK)	1	0	0.0	0	—	0									
RETURNS	2	33	16.5	0	19	0					RETURNS	5	119	23.8	0	31	0									
Pittsburgh Steelers											Denver Broncos															
FUMBLE	Fum	Lost	Own	Rec.	Yds	TD	FF	Rec.	Yds	TD	Bnds															
T. Worley	1	1	0	0	0	0	0	0	0	0	0															
B. Brister	1	1	0	-2	0	0	0	0	0	0	0															
TOTAL	2	2	0	-2	0	0	0	0	0	0	0															
											FUMBLE	Fum	Lost	Own	Rec.	Yds	TD	FF	Rec.	Yds	TD	Bnds				
											T. Braxton	0	0	0	0	0	0	0	1	5	0	0				
											V. Johnson	1	0	1	0	0	0	0	0	0	0	0				
											R. Robbins	0	0	0	0	0	0	0	1	0	0	0				
											G. Kragan	0	0	0	0	0	0	1	0	0	0	0				
											TOTAL	1	0	1	0	0	0	1	2	5	0	0				

FINAL TEAM STATISTICS

STEELERS											BRONCOS										
TOTAL FIRST DOWNS											TOTAL FIRST DOWNS										
19											19										
By Rushing											7										
By Passing											12										
By Penalty											0										
THIRD DOWN EFFICIENCY											THIRD DOWN EFFICIENCY										
9-15-60%											6-10-60%										
FOURTH DOWN EFFICIENCY											FOURTH DOWN EFFICIENCY										
0-0-0%											0-0-0%										
TOTAL NET YARDS											TOTAL NET YARDS										
404											364										
TOTAL OFFENSIVE PLAYS (inc. times thrown passing)											TOTAL OFFENSIVE PLAYS (inc. times thrown passing)										
61											52										
Average gain per offensive play											Average gain per offensive play										
6.6											7.0										
NET YARDS RUSHING											NET YARDS RUSHING										
175											138										
Total Rushing Plays											Total Rushing Plays										
32											31										
Average gain per rushing play											Average gain per rushing play										
5.5											4.5										
NET YARDS PASSING											NET YARDS PASSING										
229											226										
Times thrown – yards lost attempting to pass											Times thrown – yards lost attempting to pass										
0-0											1-13										
Gross yards passing											Gross yards passing										
229											239										
PASS ATTEMPTS-COMPLETIONS-HAD INTERCEPTED											PASS ATTEMPTS-COMPLETIONS-HAD INTERCEPTED										
29-19-0											20-12-1										
Average gain per pass play (inc. # thrown passing)											Average gain per pass play (inc. # thrown passing)										
7.9											10.8										
KICKOFFS Number-In End Zone-Touchbacks											KICKOFFS Number-In End Zone-Touchbacks										
6-1-1											4-2-2										
PUNTS Number and Average											PUNTS Number and Average										
2-43.0											4-37.5										
Had Blocked											0										
FGs – PATs Had Blocked											0-0										
TOTAL RETURN YARDAGE (Not Including Kickoffs)											26										
No. and Yards Punt Returns											0-0										
No. and Yards Kickoff Returns											2-33										
No. and Yards Interception Returns											1-26										
PENALTIES Number and Yards											8-50										
FUMBLES Number and Lost											2-2										
TOUCHDOWNS											2										
Rushing											1										
Passing											1										
Returns											0										
EXTRA POINTS Made-Attempts											2-2										
FIELD GOALS Made-Attempts											3-3										
SAFETIES											0										
FINAL SCORE											23										
TIME OF POSSESSION											34:14										
											25:46										

BRONCOS DEFENSIVE STATISTICS

(based on unofficial press box statistics)																				
PLAYER	UT	A	TT	S-YDS	I-YDS	PD	FF	FR			PLAYER	UT	A	TT	S-YDS	I-YDS	PD	FF	FR	
M. Brooks	6	3	9	0-0	0-0	0	0	0			M. Mumford	1	1	2	0-0	0-0	0	0	0	0
G. Kragan	6	3	9	0-0	0-0	0	1	0			S. Fletcher	1	0	1	0-0	0-0	1	0	0	0
S. Atwater	6	0	6	0-0	0-0	0	0	0			R. Robbins	1	0	1	0-0	0-0	0	0	0	1
R. Holmes	5	0	5	0-0	0-0	0	0	0			D. Carrington	0	0	0	0-0	0-0	0	0	0	0
D. Smith	4	1	5	0-0	0-0	0	0	0			K. Corrington	0	0	0	0-0	0-0	0	0	0	0
K. Mecklenburg	4	0	4	0-0	0-0	0	0	0			T. Lucas	0	0	0	0-0	0-0	0	0	0	0
T. Braxton	3	0	3	0-0	0-0	0	0	1			B. Klosterman	0	0	0	0-0	0-0	0	0	0	0
R. Dennison	2	1	3	0-0	0-0	0	0	0			W. Powers	0	0	0	0-0	0-0	0	0	0	0
A. Carreker	2	0	2	0-0	0-0	0	0	0			TEAM TOTALS	45	9	54	0-0	0-0	1	1	2	0
W. Henderson	2	0	2	0-0	0-0	0	0	0												



Washington 42, Denver 10

Sunday, Jan. 31, 1988 • 3:20 p.m. PST • Jack Murphy Stadium • San Diego

WEATHER: Mostly Cloudy, 61°, Wind SW 5 mph • **ATTENDANCE:** 73,302 • **TIME:** 3:40

Super Bowl XXII



The Washington Redskins scored 35 points in the second quarter to power their way to a 42-10 victory against the Denver Broncos in Super Bowl XXII at Jack Murphy Stadium in San Diego in front of 73,302 fans.

Super Bowl MVP Doug Williams of Washington completed 18-of-29 passes for 340 yards with four touchdowns while running back Timmy Smith gained 204 yards on 22 carries, scoring twice, and wide receiver Ricky Sanders caught nine passes for 193 yards (21.4 avg.) with two touchdowns.

The Broncos took an early lead on their first play from scrimmage, a 56-yard pass from John Elway to Ricky Nattiel that occurred with 1:57 gone in the game. Denver's next possession stalled at the Redskins' 7-yard line, but Rich Karlis put the Broncos up 10-0 with a 24-yard field goal.

In the second quarter, however, Denver's dreams of a World Championship were blown apart by the Redskins. On Washington's first play of the quarter, Williams and Sanders connected for an 80-yard touchdown pass to bring the score to 10-7. The Redskins took the lead for good on the fifth play of their next possession when Williams found Gary Clark for a 27-yard touchdown.

Denver got as far as the Washington 26 on its next drive, but Karlis' 43-yard field goal attempt sailed wide left. Two plays later, Smith scored on a 58-yard run to increase the Washington lead to 21-10. The Redskins' next possession ended with a 50-yard Williams-to-Sanders touchdown pass, and minutes later, Williams and Clint Didier combined for an 8-yard touchdown pass to give the Redskins a 35-10 lead at halftime.

The Broncos could move only as far as the Redskins' 48-yard line in the second half, and Washington closed out the scoring late in the game on a 4-yard run by Smith.

The Redskins finished with 602 total yards, including the 340 passing yards from Williams. Their defense limited Denver to 327 total yards while holding Elway to just 14-of-38 passing for 257 yards and intercepting him three times. The Broncos were only able to total 97 rushing yards in the game and were held to 2-of-12 (16.7%) success on third downs.

OFFICIALS:

Referee — Bob McElwee (95); **Umpire** — Al Conway (27); **Line Judge** — Jack Fette (39); **Side Judge** — Don Wedge (28); **Head Linesman** — Dale Hamer (104); **Back Judge** — Al Jury (106); **Field Judge** — Johnny Grier (23).

DENVER BRONCOS

OFFENSE		DEFENSE	
WR 80 M. Jackson	LE 61 A. Townsend	LT 70 D. Studdard	NT 71 G. Kragen
LG 54 K. Bishop	RE 75 R. Jones	C 62 M. Freeman	LOLB 73 S. Fletcher
RG 79 S. Humphries	LILB 77 K. Mecklenburg	RT 76 K. Lanier	RILB 98 R. Hunley
TE 88 C. Kay	ROLB 50 J. Ryan	QB 7 J. Elway	LCB 36 M. Hayes
RB 23 S. Winder	RCB 45 S. Wilson	RB 33 G. Lang	SS 31 D. Smith
WR 84 R. Nattiel	FS 22 T. Lilly		

BRONCOS SUBSTITUTIONS: P 2 M. Horan, K 3 R. Karlis, QB 8 G. Kubiak, RB 24 T. Boddie, DB 27 K. Clark, CB 28 J. Castille, RB 30 S. Sewell, CB 34 T. Braxton, RB 35 K. Bell, DB 38 B. Plummer, RB 46 B. Micho, S 48 R. Robbins, LB 55 R. Dennison, LB 56 M. Brooks, LB 59 T. Lucas, DE 65 W. Bowyer, C 72 K. Kartz, WR 81 S. Watson, WR 82 V. Johnson, TE 89 O. Mobley, DE 90 F. Gilbert, LB 97 B. Klosterman. **DID NOT PLAY:** C 68 L. Lee.

WASHINGTON REDSKINS

OFFENSE		DEFENSE	
WR 87 G. Clark	LE 71 C. Mann	LT 66 J. Jacoby	RT 65 D. Butz
LG 63 R. McKenzie	RE 77 D. Grant	C 53 J. Bostic	RE 72 D. Manley
RG 69 R. C. Theilemann	LLB 55 M. Kaufman	RT 73 M. May	MLB 52 N. Oikewicz
TE 86 C. Didier	RLB 51 M. Coleman	TE 85 D. Warren	LCB 28 D. Green
QB 17 D. Williams	RCB 23 T. Bowles	RB 38 T. Smith	SS 45 B. Wilburn
WR 83 R. Sanders	FS 40 A. Walton		

REDSKINS SUBSTITUTIONS: K 6 A. Haji-Sheikh, QB 10 J. Schroeder, P 12 S. Cox, RB 24 K. Bryant, RB 29 R. Branch, S 31 C. Vaughn, CB 32 V. Dean, CB 34 B. Davis, RB 35 K. Griffinn, RB 38 G. Rogers, CB 46 D. Woodberry, LB 50 R. Caldwell, LB 54 K. Gouveia, LB 57 R. Milot, G 61 R. Kehr, DE 64 S. Hamilton, G 68 R. Grimm, DE 74 M. Koch, DT 78 D. Hamel, WR 80 E. Yarber, WR 81 A. Monk, TE 82 A. Jones, TE 87 T. Orr.

		1	2	3	4	OT	TOTAL	FIELD GOALS (made () & missed)	
VISITOR	Washington Redskins	0	35	0	7	—	42	A. Haji-Sheikh 46HU	
HOME	Denver Broncos	10	0	0	0	—	10	R. Karlis (24) 43WL	

Team	Qtr	Clock Time	PLAY DESCRIPTION (Extra Point) (Drive Info)	SCORE	
				Visitor	Home
BRONCOS	1	1:57	R. Nattiel 56 yd. pass from J. Elway (R. Karlis, kick) (1-56, 0:08)	0	7
BRONCOS	1	5:51	R. Karlis 24 yd. Field Goal (7-61, 2:05)	0	10
REDSKINS	2	0:53	R. Sanders 80 yd. pass from D. Williams (A. Haji-Sheikh, kick) (1-80, 0:10)	7	10
REDSKINS	2	4:45	G. Clark 27 yd. pass from D. Williams (A. Haji-Sheikh, kick) (5-64, 2:44)	14	10
REDSKINS	2	8:33	T. Smith 58 yd. run (A. Haji-Sheikh, kick) (2-74, 0:51)	21	10
REDSKINS	2	11:18	R. Sanders 50 yd. pass from D. Williams (A. Haji-Sheikh, kick) (3-60, 0:52)	28	10
REDSKINS	2	13:56	C. Didier 8 yd. pass from D. Williams (A. Haji-Sheikh, kick) (7-79, 1:10)	35	10
REDSKINS	4	1:51	T. Smith 4 yd. run (A. Haji-Sheikh, kick) (4-68, 2:03)	42	10

FINAL INDIVIDUAL STATISTICS

Washington Redskins											Denver Broncos																																
RUSHING																																											
	ATT	YDS	AVG	LG	TD		ATT	YDS	AVG	LG	TD		ATT	YDS	AVG	LG	TD		ATT	YDS	AVG	LG	TD																				
T. Smith	22	204	9.3	58	2	G. Lang	5	38	7.6	13	0	J. Elway	3	32	10.7	21	0	S. Winder	8	30	3.8	13	0	S. Sewell	1	-3	-3.0	0	0														
K. Bryant	8	38	4.8	15	0	J. Elway	3	32	10.7	21	0	S. Winder	8	30	3.8	13	0	S. Sewell	1	-3	-3.0	0	0																				
G. Clark	1	25	25.0	25	0	S. Winder	8	30	3.8	13	0	S. Sewell	1	-3	-3.0	0	0																										
G. Rogers	5	17	3.4	5	0	S. Sewell	1	-3	-3.0	0	0																																
K. Griffin	1	2	2.0	2	0																																						
D. Williams	2	-2	-1.0	0	0																																						
R. Sanders	1	-4	-4.0	-4	0																																						
TOTAL	40	280	7.0	58	2	TOTAL	17	97	5.7	21	0																																
PASSING																																											
	ATT	CMP	YDS	TD	LG	IN	Rtg.		ATT	CMP	YDS	TD	LG	IN	Rtg.		ATT	CMP	YDS	TD	LG	IN	Rtg.																				
D. Williams	29	18	340	1/10	4	80	127.9	J. Elway	38	14	257	5/50	1	56	3	36.8	J. Elway	38	14	257	5/50	1	56	3	36.8																		
J. Schroeder	1	0	0	1/8	0	0	39.6	S. Sewell	1	1	23	0/0	0	23	0	118.8	S. Sewell	1	1	23	0/0	0	23	0	118.8																		
TOTAL	30	18	340	2/18	4	80	125.0	TOTAL	39	15	280	5/50	1	56	3	40.5	TOTAL	39	15	280	5/50	1	56	3	40.5																		
PASS RECEIVING																																											
	NO	YDS	AVG	LG	TD		NO	YDS	AVG	LG	TD		NO	YDS	AVG	LG	TD		NO	YDS	AVG	LG	TD																				
R. Sanders	9	193	21.4	80	2	M. Jackson	4	76	19.0	32	0	M. Jackson	4	76	19.0	32	0	R. Nattiel	2	69	34.5	56	1																				
G. Clark	3	55	18.3	27	1	S. Sewell	4	41	10.3	18	0	S. Sewell	4	41	10.3	18	0	C. Kay	2	38	19.0	27	0																				
D. Warren	2	15	7.5	9	0	R. Nattiel	2	69	34.5	56	1	R. Nattiel	2	69	34.5	56	1	C. Kay	2	38	19.0	27	0																				
A. Monk	1	40	40.0	40	0	C. Kay	2	38	19.0	27	0	C. Kay	2	38	19.0	27	0	S. Winder	1	26	26.0	26	0																				
K. Bryant	1	20	20.0	20	0	S. Winder	1	26	26.0	26	0	S. Winder	1	26	26.0	26	0	J. Elway	1	23	23.0	23	0																				
T. Smith	1	9	9.0	9	0	J. Elway	1	23	23.0	23	0	J. Elway	1	23	23.0	23	0	G. Lang	1	7	7.0	7	0																				
C. Didier	1	8	8.0	8	1	G. Lang	1	7	7.0	7	0	G. Lang	1	7	7.0	7	0																										
TOTAL	18	340	18.9	80	4	TOTAL	15	280	18.7	56	1	TOTAL	15	280	18.7	56	1																										
INTERCEPTIONS																																											
	NO	YDS	AVG	LG	TD		NO	YDS	AVG	LG	TD		NO	YDS	AVG	LG	TD		NO	YDS	AVG	LG	TD																				
B. Wilburn	2	11	5.5	11	0	J. Castille	1	0	0.0	0	0	J. Castille	1	0	0.0	0	0																										
B. Davis	1	0	0.0	0	0																																						
TOTAL	3	11	3.7	11	0	TOTAL	1	0	0.0	0	0	TOTAL	1	0	0.0	0	0																										
PUNTING																																											
	NO	YDS	AVG	NET	TB	IN20	LG		NO	YDS	AVG	NET	TB	IN20	LG		NO	YDS	AVG	NET	TB	IN20	LG																				
S. Cox	4	150	37.5	33.0	0	0	42	M. Horan	7	253	36.1	33.3	1	1	43	M. Horan	7	253	36.1	33.3	1	1	43																				
TOTAL	4	150	37.5	33.0	0	0	42	TOTAL	7	253	36.1	33.3	1	1	43	TOTAL	7	253	36.1	33.3	1	1	43																				
PUNT RETURNS																																											
	NO	YDS	AVG	FC	LG	TD		NO	YDS	AVG	FC	LG	TD		NO	YDS	AVG	FC	LG	TD																							
D. Green	1	0	0.0	1	0	0	K. Clark	2	18	9.0	0	9	0	K. Clark	2	18	9.0	0	9	0																							
D. Yarber	0	0	0.0	1	—	0	(DOWNED)	2	0	0.0	0	—	0	(DOWNED)	2	0	0.0	0	—	0																							
(DOWNED)	4	0	0.0	0	—	0																																					
RETURNS	1	0	0.0	2	0	0	RETURNS	2	18	9.0	0	9	0	RETURNS	2	18	9.0	0	9	0																							
KICKOFF RETURNS																																											
	NO	YDS	AVG	FC	LG	TD		NO	YDS	AVG	FC	LG	TD		NO	YDS	AVG	FC	LG	TD																							
R. Sanders	3	46	15.3	0	16	0	K. Bell	5	88	17.6	0	21	0	K. Bell	5	88	17.6	0	21	0																							
RETURNS	3	46	15.3	0	16	0	RETURNS	5	88	17.6	0	21	0	RETURNS	5	88	17.6	0	21	0																							
Washington Redskins Own																						Denver Broncos Own																					
	Fum	Lost	Rec.	Yds	TD	FF	Rec.	Yds	TD	Bnds		Fum	Lost	Rec.	Yds	TD	FF	Rec.	Yds	TD	Bnds																						
R. Caldwell	0	0	1	0	0	0	0	0	0	0	B. Klosterman	0	0	0	0	0	0	0	0	0	0	0																					
R. Sanders	1	0	0	0	0	0	0	0	0	0																																	
TOTAL	1	0	1	0	0	0	0	0	0	0	TOTAL	0	0	0	0	0	1	0	0	0	0	0																					

FINAL TEAM STATISTICS

REDSKINS											BRONCOS										
TOTAL FIRST DOWNS																					
By Rushing											By Rushing										
By Passing											By Passing										
By Penalty											By Penalty										
THIRD DOWN EFFICIENCY											THIRD DOWN EFFICIENCY										
FOURTH DOWN EFFICIENCY											FOURTH DOWN EFFICIENCY										
TOTAL NET YARDS											TOTAL NET YARDS										
Total Offensive Plays (inc. times thrown passing)											Total Offensive Plays (inc. times thrown passing)										
Average gain per offensive play											Average gain per offensive play										
NET YARDS RUSHING											NET YARDS RUSHING										
Total Rushing Plays											Total Rushing Plays										
Average gain per rushing play											Average gain per rushing play										
NET YARDS PASSING											NET YARDS PASSING										
Times thrown — yards lost attempting to pass											Times thrown — yards lost attempting to pass										
Gross yards passing											Gross yards passing										
PASS ATTEMPTS-COMPLETIONS-HAD INTERCEPTED											PASS ATTEMPTS-COMPLETIONS-HAD INTERCEPTED										
Average gain per pass play (inc. # thrown passing)											Average gain per pass play (inc. # thrown passing)										
PUNTS Number and Average											PUNTS Number and Average										
Had Blocked											Had Blocked										
FGs — PATs Had Blocked											FGs — PATs Had Blocked										
TOTAL RETURN YARDAGE (Not Including Kickoffs)											TOTAL RETURN YARDAGE (Not Including Kickoffs)										
No. and Yards Punt Returns											No. and Yards Punt Returns										
No. and Yards Kickoff Returns											No. and Yards Kickoff Returns										
No. and Yards Interception Returns											No. and Yards Interception Returns										
PENALTIES Number and Yards											PENALTIES Number and Yards										
FUMBLER Number and Lost											FUMBLER Number and Lost										
TOUCHDOWNS											TOUCHDOWNS										
Rushing											Rushing										
Returns											Returns										
EXTRA POINTS Made-Attempts											EXTRA POINTS Made-Attempts										
FIELD GOALS Made-Attempts											FIELD GOALS Made-Attempts										
SAFETIES											SAFETIES										
FINAL SCORE											FINAL SCORE										
TIME OF POSSESSION											TIME OF POSSESSION										

BRONCOS DEFENSIVE STATISTICS

(based on unofficial press box statistics)																	
PLAYER	UT	A	TT	S-YDS	I-YDS	PD	FF	FR	PLAYER	UT	A	TT	S-YDS	I-YDS	PD	FF	FR
D. Smith	7	2	9	0-0	0-0	0	0	0	J. Ryan	3	0	3	0-0	0-0	0	0	0
K. Mecklenburg	7	0	7	1-8	0-0	0	0	0	A. Townsend	3	0	3	0-0	0-0	1	0	0
S. Fletcher	6	0	6	0-0	0-0	0	0	0	G. Kragen	2	0	2	0-0	0-0	0	0	0
F. Gilbert	4	1	5	0-0	0-0	0	0	0	J. Castille	1	0	1	0-0	1-0	0	0	0
R. Jones	4	0	4	1-10	0-0	0	0	0	R. Demission	1	0	1	0-0	0-0	0	0	0
T. Lilly	4	0	4	0-0	0-0	0	0	0	R. Hunley	1	0	1	0-0	0-0	0	0	0
S. Wilson	4	0	4	0-0	0-0	0	0	0	R. Robbins	1	0	1	0-0	0-0	1	0	0
M. Haynes	3	0	3	0-0	0-0	0	0	0	B. Klosterman	0	0	0	0-0	0-0	0	1	0
TEAM TOTALS	45	0	54	2-18	1-0	2	1	0	TEAM TOTALS	45	0	54	2-18	1-0	2	1	0



Denver 38, Cleveland 33

Sunday, Jan. 17, 1988 • 2 p.m. MST • Mile High Stadium • Denver

WEATHER: Mostly Sunny, 44°, Wind NE 8 mph • **ATTENDANCE:** 75,993 • **TIME:** 3:37

1987 AFC Championship Game

The Broncos' Jeremiah Castille recovered a Cleveland fumble on Denver's 3-yard line with just over a minute left in the game, helping the club to a 38-33 victory against the Browns in the AFC Championship Game in front of 75,993 fans at Mile High Stadium.

An interception by defensive end Freddie Gilbert set up the Broncos' first score of the afternoon. Quarterback John Elway found wide receiver Ricky Nattiel for an 8-yard touchdown at 3:38 of the first quarter that put Denver ahead 7-0.

After Gene Lang took off on a 42-yard run, which set a franchise record for the longest postseason rush, Denver faced third-and-goal from the Cleveland 3 late in the first quarter. Elway threw incomplete into the end zone, but the Browns were penalized for holding, giving the Broncos new life at the 1-yard line. Running back Steve Sewell scored on first down to give Denver a 14-0 lead 11:06 into the first quarter.

The Browns scored their first points of the game on a 24-yard Matt Bahr field goal at 1:41 of the second quarter. Denver answered at 6:59 of the quarter with a 1-yard Lang touchdown run that upped its lead to 21-3.

After Elway was intercepted by Felix Wright four plays into the second half, Cleveland needed just three plays to go 35 yards and score on an 18-yard pass from Bernie Kosar to Reggie Langhorne. The Broncos answered when Elway scrambled right and threw to Mark Jackson, who caught the ball at the Broncos' 25, evaded two tacklers and sprinted for an 80-yard touchdown that gave the Broncos a 28-10 lead at 5:03 of the third quarter.

The Browns pulled within 28-17 when Kosar found Earnest Byner for a 32-yard touchdown at 8:10 of the third quarter.

Cleveland narrowed the Broncos' lead to 28-24 on a Byner 4-yard touchdown run at 11:15 of the third quarter. Just before the end of the third period, Rich Karlis capped off a Denver possession with a 38-yard field goal.

The Browns tied the score at 31 on a 4-yard touchdown pass from Kosar to Webster Slaughter at 4:12 of the final period. Denver went ahead 38-31 with just over four minutes left to play on a 20-yard Elway-to-Sammy Winder touchdown pass.

Kosar and the Browns advanced to the Denver 8-yard line with 1:12 remaining when Byner had the ball stripped by Castille, who recovered the fumble at the 3-yard line. Denver took a late safety before time ran out on the Browns.

OFFICIALS:

Referee — Jim Tunney (32); **Umpire** — Ben Montgomery (117); **Line Judge** — Ron Lohm (83); **Side Judge** — Bill Quinby (58); **Head Linesman** — Sid Semon (109); **Back Judge** — Roy Clymer (24); **Field Judge** — Dick Dolack (31).

DENVER BRONCOS

OFFENSE		DEFENSE	
WR 84 R. Nattiel	LE 61 A. Townsend	LT 70 D. Studdard	NT 71 G. Kragen
LG 54 K. Bishop	RE 75 R. Jones	C 62 M. Freeman	LOLB 73 S. Fletcher
RG 79 S. Humphries	LILB 77 C. Mecklenburg	RT 76 K. Lanier	RILB 98 R. Hunley
TE 88 C. Kay	ROLB 50 J. Ryan	WR 80 M. Jackson	LCB 36 M. Hayes
QB 7 J. Elway	FS 22 T. Lilly	HB 23 S. Winder	SS 49 D. Smith
FB 33 G. Lang	RCB 45 S. Wilson		

BRONCOS SUBSTITUTIONS: P 2 M. Horan, K 3 R. Karlis, QB 8 G. Kubiak, RB 24 T. Boddie, DB 27 K. Clark, CB 28 J. Castille, RB 30 S. Sewell, CB 34 T. Braxton, RB 35 K. Bell, DB 38 B. Plummer, RB 46 B. Micho, S 48 R. Robbins, LB 55 R. Dennison, LB 56 M. Brooks, LB 59 T. Lucas, DE 65 W. Bowyer, C 72 K. Kartz, WR 81 S. Watson, TE 89 O. Mobley, DE 90 F. Gilbert, 95 DE S. Bryan, LB 97 B. Klosterman. **DID NOT PLAY:** C 68 L. Lee.

CLEVELAND BROWNS

OFFENSE		DEFENSE	
WR 88 R. Langhorne	LE 91 S. Clancy	LT 74 P. Farren	NT 72 D. Puzzouli
LG 73 G. Rakoczy	RE 78 C. Hairston	C 61 M. Baab	LOLB 50 L. Sanford
RG 69 D. Fike	LILB 51 E. Johnson	RT 63 C. Risien	RILB 59 M. Johnson
TE 82 O. Newsome	ROLB 57 C. Matthews	WR 84 W. Slaughter	LCB 31 F. Minnifield
QB 19 B. Kosar	CSB 29 H. Dixon	RB 81 D. Tennell	RCB 24 R. Ellis
FB 34 K. Mack	FS 22 F. Wright		

BROWNS SUBSTITUTIONS: K 9 M. Bahr, QB 10 M. Pagel, P 11 L. Johnson, CB 23 M. Harper, RB 28 H. Fontenot, DB 36 S. Braggs, S 37 C. Rockins, FB 42 T. Manoa, RB 44 E. Byner, CB 48 D. Hoggard, LB 52 N. Miller, LB 53 A. Griggs, LB 56 D. Grayson, DE 60 A. Baker, C 64 F. Winters, OL 65 D. Haley, G 70 L. Williams, WR 85 C. Weathers, WR 86 B. Brennan, WR 89 G. McNeil, DE 96 R. Camp, DE 99 D. Sims. **DID NOT PLAY:** 18 G. Danielson.

		1	2	3	4	OT	TOTAL	FIELD GOALS (made () & missed)	
VISITOR	Cleveland Browns	0	3	21	9	—	33	M. Bahr	(24) 45WR
HOME	Denver Broncos	14	7	10	7	—	38	R. Karlis	50WL (38)

Team	Qtr	Clock Time	PLAY DESCRIPTION (Extra Point) (Drive Info)	SCORE	
				Visitor	Home
BRONCOS	1	3:38	R. Nattiel 8 yd. pass from J. Elway (R. Karlis, kick) (4-18, 2:05)	0	7
BRONCOS	1	11:06	S. Sewell 1 yd. run (R. Karlis, kick) (8-60, 3:47)	0	14
BROWNS	2	1:41	M. Bahr 24 yd. Field Goal (13-64, 5:35)	3	14
BRONCOS	2	6:59	G. Lang 1 yd. run (R. Karlis, kick) (11-80, 5:18)	3	21
BROWNS	3	3:44	R. Langhorne 18 yd. pass from B. Kosar (M. Bahr, kick) (3-35, 1:30)	10	21
BRONCOS	3	5:03	M. Jackson 80 yd. pass from J. Elway (R. Karlis, kick) (3-80, 1:19)	10	28
BROWNS	3	8:10	E. Byner 32 yd. pass from B. Kosar (M. Bahr, kick) (5-80, 3:07)	17	28
BROWNS	3	11:15	E. Byner 4 yd. run (M. Bahr, kick) (4-42, 1:58)	24	28
BRONCOS	3	14:50	R. Karlis 38 yd. Field Goal (9-59, 3:35)	24	31
BROWNS	4	4:12	W. Slaughter 4 yd. pass from B. Kosar (M. Bahr, kick) (9-86, 4:22)	31	31
BRONCOS	4	10:59	S. Winder 20 yd. pass from J. Elway (R. Karlis, kick) (5-75, 1:13)	31	38
BROWNS	4	14:52	Safety—M. Horan runs out of end zone (Minnifield)	33	38

FINAL INDIVIDUAL STATISTICS

Cleveland Browns										Denver Broncos													
RUSHING	ATT	YDS	AVG	LG	TD	RUSHING	ATT	YDS	AVG	LG	TD	RUSHING	ATT	YDS	AVG	LG	TD						
E. Byner	15	67	4.5	16	1	S. Winder	20	72	3.6	10	0	G. Lang	5	51	10.2	42	1						
K. Mack	12	61	5.1	14	0	J. Elway	11	36	3.3	11	0	T. Boddie	1	8	8.0	8	0						
						S. Sewell	1	1	1.0	1	1	S. Sewell	1	1	1.0	1	1						
						M. Horan	1	-12	-12.0	-12	0	M. Horan	1	-12	-12.0	-12	0						
TOTAL	27	128	4.7	16	1	TOTAL	39	156	4.0	42	2	TOTAL	39	156	4.0	42	2						
PASSING	ATT	CMP	YDS	TKO/	TD	LG	IN	Rtg.	PASSING	ATT	CMP	YDS	TKO/	TD	LG	IN	Rtg.						
B. Kosar	41	26	356	2/20	3	53	1	105.3	J. Elway	26	14	281	2/25	3	80	1	114.4						
TOTAL	41	26	356	2/20	3	53	1	105.3	TOTAL	26	14	281	2/25	3	80	1	114.4						
PASS RECEIVING	NO	YDS	AVG	LG	TD	PASS RECEIVING	NO	YDS	AVG	LG	TD	PASS RECEIVING	NO	YDS	AVG	LG	TD						
E. Byner	7	120	17.1	53	1	R. Nattiel	5	95	19.0	26	1	R. Nattiel	5	95	19.0	26	1						
W. Slaughter	4	53	13.3	24	1	M. Jackson	4	134	33.5	80	1	M. Jackson	4	134	33.5	80	1						
B. Brennan	4	48	12.0	19	0	S. Winder	3	34	11.3	20	1	S. Winder	3	34	11.3	20	1						
K. Mack	4	28	7.0	9	0	S. Sewell	1	10	10.0	10	0	S. Sewell	1	10	10.0	10	0						
O. Newsome	3	35	11.7	25	0	O. Mobley	1	8	8.0	8	0	O. Mobley	1	8	8.0	8	0						
R. Langhorne	2	48	24.0	30	1																		
C. Weathers	1	19	19.0	19	0																		
D. Tennell	1	5	5.0	5	0																		
TOTAL	26	356	13.7	53	3	TOTAL	14	281	20.1	80	3	TOTAL	14	281	20.1	80	3						
INTERCEPTIONS	NO	YDS	AVG	LG	TD	INTERCEPTIONS	NO	YDS	AVG	LG	TD	INTERCEPTIONS	NO	YDS	AVG	LG	TD						
F. Wright	1	13	13.0	13	0	F. Gilbert	1	0	0.0	0	0	F. Gilbert	1	0	0.0	0	0						
TOTAL	1	13	13.0	13	0	TOTAL	1	0	0.0	0	0	TOTAL	1	0	0.0	0	0						
PUNTING	NO	YDS	AVG	NET	TB	IN20	LG	PUNTING	NO	YDS	AVG	NET	TB	IN20	LG	PUNTING	NO	YDS	AVG	NET	TB	IN20	LG
L. Johnson	2	96	48.0	41.5	0	0	59	M. Horan	2	83	41.5	29.5	0	0	44	M. Horan	2	83	41.5	29.5	0	0	44
								J. Elway	1	18	18.0	18.0	0	0	18	J. Elway	1	18	18.0	18.0	0	0	18
TOTAL	2	96	48.0	41.5	0	0	59	TOTAL	3	101	33.7	25.7	0	0	44	TOTAL	3	101	33.7	25.7	0	0	44
PUNT RETURNS	NO	YDS	AVG	FC	LG	TD	PUNT RETURNS	NO	YDS	AVG	FC	LG	TD	PUNT RETURNS	NO	YDS	AVG	FC	LG	TD			
G. McNeil	2	24	12.0	0	17	0	K. Clark	2	13	6.5	0	10	0	K. Clark	2	13	6.5	0	10	0			
(DOWNED)	1	0	0.0	0	0	0																	
RETURNS	2	24	12.0	0	17	0	RETURNS	2	13	6.5	0	10	0	RETURNS	2	13	6.5	0	10	0			
KICKOFF RETURNS	NO	YDS	AVG	FC	LG	TD	KICKOFF RETURNS	NO	YDS	AVG	FC	LG	TD	KICKOFF RETURNS	NO	YDS	AVG	FC	LG	TD			
G. McNeil	5	94	18.8	0	28	0	K. Bell	3	43	14.3	0	23	0	K. Bell	3	43	14.3	0	23	0			
RETURNS	5	94	18.8	0	28	0	RETURNS	3	43	14.3	0	23	0	RETURNS	3	43	14.3	0	23	0			

Cleveland Browns										Denver Broncos											
FUMBLES	Fum	Lost	Rec.	Yds	TD	FF	Rec.	Yds	TD	Bnds	FUMBLES	Fum	Lost	Rec.	Yds	TD	FF	Rec.	Yds	TD	Bnds
K. Mack	1	1	0	0	0	0	0	0	0	0	S. Wilson	0	0	0	0	0	1	0	0	0	0
B. Brennan	1	1	0	0	0	0	0	0	0	0	J. Elway	1	1	-2	0	0	0	0	0	0	0
E. Byner	1	1	0	0	0	0	0	0	0	0	R. Robbins	0	0	0	0	0	1	0	0	0	0
											K. Bell	1	0	0	0	0	0	0	0	0	1
											J. Castille	0	0	0	0	1	1	0	0	0	0
											T. Lilly	0	0	0	0	1	0	0	0	0	0
TOTAL	3	3	0	0	0	0	0	0	0	0	TOTAL	2	1	0	-2	2	3	0	0	1	0

FINAL TEAM STATISTICS

BROWNS										BRONCOS											
TOTAL FIRST DOWNS	25					24					PUNTS Number and Average	2-48.0					3-33.7				
By Rushing	8					10					Had Blocked	0					0				
By Passing	15					11					FGs - PATS Had Blocked	0-0					0-0				
By Penalty	2					3					TOTAL RETURN YARDAGE (Not Including Kickoffs)	37					13				
THIRD DOWN EFFICIENCY	8-14-57%					7-14-50%					No. and Yards Punt Returns	2-24					2-13				
FOURTH DOWN EFFICIENCY	1-1-100%					0-1-0%					No. and Yards Kickoff Returns	5-94					3-43				
TOTAL NET YARDS	464					412					No. and Yards Interception Returns	1-13					1-0				
Total Offensive Plays (inc. times thrown passing)	70					67					PENALTIES Number and Yards	7-59					7-44				
Average gain per offensive play	6.6					6.1					FUMBLES Number and Lost	3-3					2-1				
NET YARDS RUSHING	128					156					TOUCHDOWNS	4					5				
Total Rushing Plays	27					39					Rushing	1					2				
Average gain per rushing play	4.7					4.0					Passing	3					3				
NET YARDS PASSING	336					256					EXTRA POINTS Made-Attempts	4-4					5-5				
Times thrown - yards lost attempting to pass	2-20					2-25					FIELD GOALS Made-Attempts	1-2					1-2				
Gross yards passing	356					281					SAFETIES	33					38				
PASS ATTEMPTS-COMPLETIONS-HAD INTERCEPTED	41-26-1					26-14-1					FINAL SCORE	0					1				
Average gain per pass play (inc. # thrown passing)	7.8					9.1					TIME OF POSSESSION	31:37					28:23				

BRONCOS DEFENSIVE STATISTICS

(based on unofficial press box statistics)																	
PLAYER	UT	A	TT	S-YDS	I-YDS	PD	FF	FR	PLAYER	UT	A	TT	S-YDS	I-YDS	PD	FF	FR
T. Lilly	10	1	11	0-0	0-0	1	1	0	T. Boddie	3	0	3	0-0	0-0	0	0	0
J. Ryan	4	4	8	0-0	0-0	0	0	0	R. Dennison	3	0	3	0-0	0-0	0	0	0
R. Hunley	5	1	6	0-0	0-0	0	0	0	J. Castille	2	0	2	0-0	0-0	0	1	1
S. Fletcher	5	0	5	1-9	0-0	1	0	0	R. Robbins	2	0	2	0-0	0-0	0	0	1
A. Townsend	3	2	5	0-0	0-0	1	0	0	R. Jones	2	0	2	1-11	0-0	0	0	0
M. Haynes	4	0	4	0-0	0-0	2	0	0	F. Gilbert	1	0	1	0-0	1-0	0	0	0
K. Mecklenburg	3	1	4	0-0	0-0	0	0	0	S. Wilson	1	0	1	0-0	0-0	0	0	1
TEAM TOTALS	54	11	65	2-20	1-0	6	2	3	TEAM TOTALS	26	14	281	2-20	1-0	6	2	3



Denver 34, Houston 10

Sunday, Jan. 10, 1988 • 2 p.m. MST • Mile High Stadium • Denver

WEATHER: Mostly Sunny, 45°, Wind E 6 mph • **ATTENDANCE:** 75,968 • **TIME:** 3:07

1987 AFC Divisional Playoff Game

The Denver Broncos advanced to the AFC Championship Game after beating the Houston Oilers 34-10 in front of 75,968 fans at Mile High Stadium. Denver's 24-point win was the largest margin of victory ever for the club in postseason play.

The Broncos were led on defense by Mark Haynes and Karl Mecklenburg, who both picked up key interceptions. Offensively, the club was led by quarterback John Elway (14-of-25 for 259 yards with two touchdowns) and wide receivers Vance Johnson (4 catches for 105 yards) and Clarence Kay (3 catches for 57 yards with two touchdowns).

Punter Mike Horan put the Oilers in a hole after the Broncos' first drive stalled, sending a punt to the Houston 5-yard line, where two plays later, a lateral pass from Warren Moon to Mike Rozier was fumbled. Steve Wilson recovered for Denver on the 1-yard line, and two plays later running back Gene Lang scored to give the Broncos an early 7-0 lead.

Houston's next drive reached the Broncos' 20-yard line before Mecklenburg intercepted a pass and returned it to the Denver 28. Elway hit Kay for 29 yards to move into Houston territory, and five plays later the same connection was made for a 27-yard touchdown pass that gave the Broncos a 14-0 lead.

Both teams added field goals on their first drive of the second quarter to make the score 17-3 in Denver's favor.

After the Houston field goal, Elway threw a 55-yard pass to Johnson, moving the ball to the Oilers' 11. Five plays later, Elway found Kay again for a touchdown on a 1-yard pass to increase the lead to 24-3 with less than two minutes left in the half.

Denver's first possession of the third quarter resulted in a Rich Karlis field goal that gave the club a 27-3 lead. Houston then took 10 plays to reach the Denver 7, but Haynes picked off a Moon pass in the end zone and returned it 57 yards to halt the scoring threat.

Houston's next drive reached the Broncos' 11, but a pass on fourth down fell incomplete. The Oilers got the ball back three plays later when Patrick Allen intercepted an Elway pass, and that led to a 19-yard touchdown pass from Moon to Ernest Givins, cutting Denver's lead to 27-10 at 6:38 of the final period.

The Broncos' Kevin Clark recovered the onside kick that followed, and Denver moved 52 yards on seven plays to score the final points of the game on a 3-yard run by Elway.

OFFICIALS:

Referee — Jerry Markbreit (9); **Umpire** — Ed Fiffick (57); **Line Judge** — Ray Dodez (74); **Side Judge** — Larry Nemmers (20); **Head Linesman** — Ed Marion (26); **Back Judge** — Al Jury (106); **Field Judge** — Ron Spittler (119).

DENVER BRONCOS

OFFENSE		DEFENSE	
WR 82	V. Johnson	LE 61	A. Townsend
LT 70	D. Studdard	NT 71	G. Kragen
LG 54	K. Bishop	RE 75	R. Jones
C 62	M. Freeman	LOLB 73	S. Fletcher
RG 79	S. Humphries	LILB 77	K. Mecklenburg
RT 76	K. Lanier	RILB 98	R. Hunley
TE 88	C. Kay	ROLB 50	J. Ryan
WR 80	M. Jackson	LCB 36	M. Haynes
QB 7	J. Elway	FS 22	T. Lilly
RB 30	S. Sewell	SS 31	M. Harden
FB 89	O. Mobley	RCB 45	S. Wilson

BRONCOS SUBSTITUTIONS: P 2 M. Horan, K 3 R. Karlis, QB 8 G. Kubiak, RB 23 S. Winder, RB 24 T. Boddie, DB 27 K. Clark, CB 28 J. Castille, RB 33 G. Lang, CB 34 T. Braxton, RB 35 K. Bell, DB 38 B. Plummer, RB 46 B. Micho, LB 55 R. Dennison, LB 56 M. Brooks, LB 59 T. Lucas, DE 65 W. Bowyer, C 68 L. Lee, C 72 K. Kartz, WR 81 S. Watson, WR 84 R. Nattiel, TE 86 M. Andrews, DE 90 F. Gilbert, LB 97 B. Klosterman.

HOUSTON OILERS

OFFENSE		DEFENSE	
WR 85	D. Hill	LE 79	R. Childress
LT 77	B. Davis	NT 99	D. Smith
LG 63	M. Munchak	RE 71	R. Byrd
C 52	J. Pennison	LLB 93	R. Lyles
RG 74	B. Matthews	LILB 59	J. Grimsley
RT 70	D. Steinkuhler	RILB 54	A. Smith
TE 87	J. Williams	RLB 91	J. Meads
WR 81	E. Givins	LCB 24	S. Brown
QB 1	W. Moon	RCB 29	P. Allen
RB 30	M. Rozier	SS 25	K. Bostic
FB 32	A. Highsmith	FS 31	J. Donaldson

OILERS SUBSTITUTIONS: K 7 T. Zendejas, P 8 J. Gossett, RB 20 A. Pinkett, S 21 B. Eason, S 22 K. Johnson, S 36 C. Birdsong, FB 35 R. Wallace, S 38 D. Bryant, 45 I. Valentine, C 50 B. Kidd, LB 51 E. Fairs, LB 53 E. Seale, LB 57 W. Johnson, G 72 K. Hill, DE 75 J. Baker, WR 80 C. Duncan, WR 82 W. Drewery, WR 84 H. Jeffries, TE 89 J. Parks, DT 94 C. Martin, DE 95 W. Fuller. **DID NOT PLAY:** QB 10 B. Pease, G/T 69 D. Williams.

		1	2	3	4	OT	TOTAL	FIELD GOALS (made () & missed)	
VISITOR	Houston Oilers	0	3	0	7	—	10	T. Zendejas (46)	
HOME	Denver Broncos	14	10	3	7	—	34	R. Karlis (43) (23)	

Team	Qtr	Clock Time	PLAY DESCRIPTION (Extra Point) (Drive Info)	SCORE	
				Visitor	Home
BRONCOS	1	6:19	G. Lang 1 yd. run (R. Karlis, kick) (2-1, 0:39)	0	7
BRONCOS	1	13:34	C. Kay 27 yd. pass from J. Elway (R. Karlis, kick) (6-72, 2:55)	0	14
BRONCOS	2	3:20	R. Karlis 43 yd. Field Goal (7-14, 3:09)	0	17
OILERS	2	9:03	T. Zendejas 46 yd. Field Goal (12-54, 5:43)	3	17
BRONCOS	2	13:08	C. Kay 1 yd. pass from J. Elway (R. Karlis, kick) (9-80, 4:05)	3	24
BRONCOS	3	2:29	R. Karlis 23 yd. Field Goal (5-51, 1:25)	3	27
OILERS	4	6:38	E. Givins 19 yd. pass from W. Moon (T. Zendejas, kick) (3-48, 1:14)	10	27
BRONCOS	4	10:33	J. Elway 3 yd. run (R. Karlis, kick) (7-52, 3:55)	10	34

FINAL INDIVIDUAL STATISTICS

Houston Oilers										Denver Broncos																															
RUSHING																																									
ATT	YDS	AVG	LG	TD	ATT	YDS	AVG	LG	TD	ATT	YDS	AVG	LG	TD	ATT	YDS	AVG	LG	TD																						
M. Rozier	9	25	3.1	8	0	S. Winder	13	46	3.5	8	0	S. Sewell	5	9	1.8	5	0	J. Elway	4	8	2.0	4	1	K. Bell	2	7	3.5	5	0	G. Kubiak	2	-3	-1.5	-1	0	G. Lang	3	-6	-2.0	1	1
A. Pinkett	6	20	3.3	8	0	S. Sewell	5	9	1.8	5	0	J. Elway	4	8	2.0	4	1	K. Bell	2	7	3.5	5	0	G. Kubiak	2	-3	-1.5	-1	0	G. Lang	3	-6	-2.0	1	1						
W. Moon	5	15	3.0	7	0	J. Elway	4	8	2.0	4	1	K. Bell	2	7	3.5	5	0	G. Kubiak	2	-3	-1.5	-1	0	G. Lang	3	-6	-2.0	1	1												
A. Highsmith	5	13	2.6	11	0	K. Bell	2	7	3.5	5	0	G. Kubiak	2	-3	-1.5	-1	0	G. Lang	3	-6	-2.0	1	1																		
E. Givins	1	0	0.0	0	0	G. Kubiak	2	-3	-1.5	-1	0	G. Lang	3	-6	-2.0	1	1																								
TOTAL	26	73	2.8	11	0	TOTAL	29	61	2.1	8	2																														
PASSING																																									
ATT	CMP	YDS	TD	LG	IN	Rtg.	ATT	CMP	YDS	TD	LG	IN	Rtg.	ATT	CMP	YDS	TD	LG	IN	Rtg.																					
W. Moon	43	24	264	0/0	1	24	2	62.5	J. Elway	25	14	259	1/4	2	55	1	101.9																								
TOTAL	43	24	264	0/0	1	24	2	62.5	TOTAL	25	14	259	1/4	2	55	1	101.9																								
PASS RECEIVING																																									
NO	YDS	AVG	LG	TD	NO	YDS	AVG	LG	TD	NO	YDS	AVG	LG	TD																											
E. Givins	6	84	14.0	19	1	V. Johnson	4	105	26.3	55	0	C. Kay	3	57	19.0	29	2																								
D. Hill	5	93	18.6	24	0	C. Kay	3	57	19.0	29	2	S. Sewell	3	41	13.7	25	0																								
C. Duncan	4	32	8.0	13	0	S. Sewell	3	41	13.7	25	0	G. Lang	1	25	25.0	25	0																								
A. Highsmith	4	20	5.0	16	0	G. Lang	1	25	25.0	25	0	T. Boddie	1	15	15.0	15	0																								
W. Drewrey	2	17	8.5	9	0	T. Boddie	1	15	15.0	15	0	O. Mobley	1	9	9.0	9	0																								
J. Williams	1	7	7.0	7	0	O. Mobley	1	9	9.0	9	0	R. Nattiel	1	7	7.0	7	0																								
M. Rozier	1	6	6.0	6	0	R. Nattiel	1	7	7.0	7	0																														
A. Pinkett	1	5	5.0	5	0																																				
TOTAL	24	264	11.0	24	1	TOTAL	14	259	18.5	55	2																														
INTERCEPTIONS																																									
NO	YDS	AVG	LG	TD	NO	YDS	AVG	LG	TD																																
P. Allen	1	2	2.0	2	0	K. Mecklenburg	1	18	18.0	18	0	M. Haynes	1	57	57.0	57	0																								
TOTAL	1	2	2.0	2	0	TOTAL	2	75	37.5	57	0																														
PUNTING																																									
NO	YDS	AVG	NET	TB	IN20	LG	NO	YDS	AVG	NET	TB	IN20	LG																												
J. Gossett	3	134	44.7	39.7	0	1	57	M. Horan	2	92	46.0	46.0	1	1	49																										
TOTAL	3	134	44.7	39.7	0	1	57	TOTAL	2	92	46.0	46.0	1	1	49																										
PUNT RETURNS																																									
NO	YDS	AVG	FC	LG	TD	NO	YDS	AVG	FC	LG	TD																														
(DOWNED)	2	0	0.0	0	—	0	G. Clark	2	15	7.5	1	12	0																												
RETURNS	0	0	0.0	0	—	0	RETURNS	2	15	7.5	1	12	0																												
KICKOFF RETURNS																																									
NO	YDS	AVG	FC	LG	TD	NO	YDS	AVG	FC	LG	TD																														
A. Pinkett	3	62	20.7	0	21	0	K. Bell	1	28	28.0	0	28	0	K. Clark	1	0	0.0	0	0	0																					
RETURNS	3	62	20.7	0	21	0	RETURNS	2	28	14.0	0	28	0																												
Houston Oilers																																									
Fumbles	Own	Opp.	Out	Fumbles	Own	Opp.	Out																																		
W. Moon	1	1	0	0	0	0	0	0	S. Wilson	0	0	0	0	0	0	0	0	0																							
E. Givins	1	0	1	-5	0	0	0	0	TOTAL	0	0	0	0	0	1	0	0	0																							
TOTAL	2	1	-5	0	0	0	0	0																																	

FINAL TEAM STATISTICS

OILERS										BRONCOS									
TOTAL FIRST DOWNS																			
20										19									
By Rushing																			
5										9									
By Passing																			
14										9									
By Penalty																			
1										1									
THIRD DOWN EFFICIENCY																			
8-16-50%										4-9-44%									
FOURTH DOWN EFFICIENCY																			
2-4-50%										1-1-100%									
TOTAL NET YARDS																			
337										316									
Total Offensive Plays (inc. times thrown passing)																			
69										55									
Average gain per offensive play																			
4.9										5.7									
NET YARDS RUSHING																			
73										61									
Total Rushing Plays																			
26										29									
Average gain per rushing play																			
2.8										2.1									
NET YARDS PASSING																			
264										255									
Times thrown - yards lost attempting to pass																			
0-0										1-4									
Gross yards passing																			
264										259									
PASS ATTEMPTS-COMPLETIONS-HAD INTERCEPTED																			
43-24-2										25-14-1									
Average gain per pass play (inc. # thrown passing)																			
6.1										9.8									
PUNTS Number and Average																			
3-44.7										2-46.0									
Had Blocked																			
0										0									
FGs - PATS Had Blocked																			
0-0										0-0									
TOTAL RETURN YARDAGE (Not Including Kickoffs)																			
2										9-0									
No. and Yards Punt Returns																			
0-0										2-15									
No. and Yards Kickoff Returns																			
3-62										2-28									
No. and Yards Interception Returns																			
1-2										2-75									
PENALTIES Number and Yards																			
10-73										4-35									
FUMBLES Number and Lost																			
2-1										0-0									
TOUCHDOWNS																			
1										4									
Rushing																			
1										2									
Passing																			
1										2									
Returns																			
0										0									
EXTRA POINTS Made-Attempts																			
1-1										4-4									
FIELD GOALS Made-Attempts																			
1-1										2-2									
SAFETIES																			
0										0									
FINAL SCORE																			
10										34									
TIME OF POSSESSION																			
32:33										27:27									

BRONCOS DEFENSIVE STATISTICS

(based on unofficial press box statistics)

PLAYER	OILERS			BRONCOS			PD	FF	FR	PLAYER	OILERS			BRONCOS					
	UT	A	TT	S-YDS	I-YDS	PD					UT	A	TT	S-YDS	I-YDS	PD	FF	FR	
R. Dennison	6	2	8	0-0	0-0	0	0	0	0	W. Bowyer	2	1	3	0-0	0-0	0	0	0	0
M. Haynes	6	0	6	0-0	1-57	2	0	0	0	M. Brooks	2	1	3	0-0	0-0	0	0	0	0
T. Lilly	5	1	6	0-0	0-0	0	0	0	0	K. Clark	2	0	2	0-0	0-0	0	0	0	0
S. Wilson	5	1	6	0-0	0-0	1	0	1	0	F. Gilbert	2	0	2	0-0	0-0	0	0	0	0
R. Jones	3	2	5	0-0	0-0	0	0	0	0	B. Plummer	2	0	2	0-0	0-0	1	0	0	0
R. Hunley	2	3	5	0-0	0-0	0	0	0	0	J. Ryan	0	1	1	0-0	0-0	1	0	0	0
K. Mecklenburg	4	0	4	0-0	1-18	0	0	0	0	S. Fletcher	0	1	1	0-0	0-0	0	0	0	0
G. Kragen	3	0	3	0-0	0-0	0	0	0	0	J. Castille	0	0	0	0-0	0-0	1	0	0	0
A. Townsend	3	0	3	0-0	0-0	0	0	0	0	TEAM TOTALS	47	13	60	0-0	2-75	6	0	1	0



N.Y. Giants 39, Denver 20

Sunday, Jan. 25, 1987 • 3:13 p.m. PST • Rose Bowl • Pasadena, Calif.

WEATHER: Sunny, 76°, Wind W 2-5 mph • ATTENDANCE: 101,063 • TIME: 3:25

Super Bowl XXI



The New York Giants broke open a close game with 24 unanswered points to begin the second half, capturing a 39-20 win over the Denver Broncos in Super Bowl XXI at the Rose Bowl in front of 101,063 fans.

The Broncos drove to the Giants' 31-yard line on their opening drive and took a 3-0 lead when Rich Karlis booted a Super Bowl record-tying 48-yard field goal. New York answered with a 78-yard scoring drive that culminated with a 6-yard touchdown pass from Phil Simms to Zeke Mowatt.

Late in the first quarter, Elway scored the Broncos' first touchdown from four yards out on a quarterback draw to give them a 10-7 lead. On the third play of their next drive, Elway threw a 54-yard pass to Vance Johnson that gave the Broncos a first down at the Giants' 28. But Denver failed to capitalize on the play with Karlis missing a 23-yard field goal attempt.

Denver's defense stifled the Giants' next drive at the New York 47, and after a punt, the Broncos got the ball back on their own 15. Controversy entered the game when on second-and-12, Elway threw an apparent completion for a first down to Clarence Kay. The pass was ruled incomplete, a call that was upheld after review of the television replay.

On the next play, Giants defensive end George Martin sacked Elway in the end zone for a safety to pull New York within a point of Denver at 10-9. Another missed field goal, a 34-yard attempt, by the Broncos with 13 seconds left in the first half sent the club into halftime with a narrow 1-point lead.

New York scored on all three of its third-quarter drives, taking a 26-10 lead after outgaining Denver 163 yards to 2 in the period. The Giants extended their lead to 33-10 in the fourth quarter when Phil McConkey caught a deflected pass in the end zone for Simms' third touchdown pass of the day.

Denver got the ball back at its own 16, and Elway moved the squad deep into New York territory to set up Karlis' 28-yard field goal that made the score 33-13. The Giants took only five plays to cover 46 yards for their next touchdown, a 2-yard run by Ottis Anderson that increased their lead to 39-13.

Elway drove the Broncos down the field again and found Johnson for a 47-yard touchdown pass for the game's final points at 12:54 of the fourth quarter.

OFFICIALS:

Referee — Jerry Markbreit (9); **Umpire** — Bob Boylston (101); **Line Judge** — Bob Beeks (59); **Side Judge** — Gil Mace (90); **Head Linesman** — Terry Gierke (72); **Back Judge** — Jim Poole (92); **Field Judge** — Pat Mallette (82).

DENVER BRONCOS

OFFENSE		DEFENSE	
WR	82 V. Johnson	LE	61 A. Townsend
LT	70 D. Studdard	NT	71 G. Kragen
LG	54 K. Bishop	RE	75 R. Jones
C	64 B. Bryan	LOLB	50 J. Ryan
RG	63 M. Cooper	LILB	77 K. Mecklenburg
RT	76 K. Lanier	RILB	98 R. Hunley
TE	88 C. Kay	ROLB	57 T. Jackson
WR	81 S. Watson	LCB	20 L. Wright
QB	7 J. Elway	RCB	31 M. Harden
RB	23 S. Winder	SS	49 D. Smith
RB	47 G. Willhite	FS	43 S. Foley

BRONCOS SUBSTITUTIONS: P 2 M. Horan, K 3 R. Karlis, QB 8 G. Kubiak, S 22 T. Lilly, RB 30 S. Sewell, RB 33 G. Lang, RB 35 K. Bell, S 36 M. Haynes, CB 45 S. Wilson, DB 48 R. Robbins, LB 52 K. Woodard, LB 55 R. Dennison, LB 59 D. Comeaux, G 62 M. Freeman, NT 69 T. Colorito, DE 73 S. Fletcher, T 74 D. Remsburg, WR 80 M. Jackson, WR 84 C. Sampson, TE 85 J. Hackett, RB 87 B. Micho, TE 89 O. Mobley, DE 90 F. Gilbert.

NEW YORK GIANTS

OFFENSE		DEFENSE	
WR	86 L. Manuel	LE	75 G. Martin
LT	60 B. Benson	NT	64 J. Burt
LG	67 B. Ard	RE	70 L. Marshall
C	65 B. Oates	LOLB	58 C. Banks
RG	61 C. Godfrey	LILB	55 G. Reasons
RT	63 K. Nelson	RILB	53 H. Carson
TE	89 M. Bavaro	ROLB	56 L. Taylor
WR	81 S. Robinson	LCB	34 E. Patterson
QB	11 P. Simms	RCB	23 P. Williams
RB	20 J. Morris	SS	48 K. Hill
RB	44 M. Carthon	FS	27 H. Welch

GIANTS SUBSTITUTIONS: K 2 R. Allegre, P 5 S. Landeta, QB 17 J. Rutledge, RB 22 L. Rouson, RB 24 O. Anderson, CB 25 M. Collins, S 28 T. Flynn, RB 30 T. Galbreath, S 46 G. Lasker, LB 51 R. Jones, LB 52 P. Johnson, LB 54 A. Headen, LB 57 B. Hunt, C 59 B. Johnston, T 66 W. Roberts, G 68 D. Johnson, DT 74 E. Howard, DE 77 E. Dorsey, DT 78 J. Sally, WR 80 P. McConkey, TE 84 Z. Mowatt, WR 87 S. Miller, WR 88 B. Johnson.

		1	2	3	4	OT	TOTAL	FIELD GOALS (made () & missed)	
VISITOR	Denver Broncos	10	0	0	10	—	20	R. Karlis	(48) 23WR 34WR (28)
HOME	New York Giants	7	2	17	13	—	39	R. Allegre	(21)

Team	Qtr	Clock Time	PLAY DESCRIPTION (Extra Point) (Drive Info)	SCORE	
				Visitor	Home
BRONCOS	1	4:09	R. Karlis 48 yd. Field Goal (8-45, 4:09)	3	0
GIANTS	1	9:33	Z. Mowatt 6 yd. pass from P. Simms (R. Allegre, kick) (9-78, 5:24)	3	7
BRONCOS	1	12:54	J. Elway 4 yd. run (R. Karlis, kick) (6-58, 3:21)	10	7
GIANTS	2	12:14	Safety—J. Elway sacked by G. Martin in end zone (3 (-)-15, 0:47)	10	9
GIANTS	3	4:52	M. Bavaro 13 yd. pass from P. Simms (R. Allegre, kick) (8-63, 4:52)	10	16
GIANTS	3	11:06	R. Allegre 21 yd. Field Goal (9-32, 5:07)	10	19
GIANTS	3	14:36	J. Morris 1 yd. run (R. Allegre, kick) (5-68, 2:14)	10	26
GIANTS	4	4:04	P. McConkey 6 yd. pass from P. Simms (R. Allegre, kick) (6-52, 3:50)	10	33
BRONCOS	4	8:59	R. Karlis 28 yd. Field Goal (13-73, 4:55)	13	33
GIANTS	4	10:42	O. Anderson 2 yd. run (kick wide) (5-46, 2:43)	13	39
BRONCOS	4	12:54	V. Johnson 47 yd. pass from J. Elway (R. Karlis, kick) (5-69, 1:12)	20	39

FINAL INDIVIDUAL STATISTICS

Denver Broncos											New York Giants														
RUSHING	ATT	YDS	AVG	LG	TD						RUSHING	ATT	YDS	AVG	LG	TD									
J. Elway	6	27	4.5	10	1						J. Morris	20	67	3.3	11	1									
G. Willhite	4	19	4.8	11	0						P. Simms	3	25	8.3	22	0									
S. Sewell	3	4	1.3	12	0						L. Rouson	3	22	7.3	18	0									
G. Lang	2	2	1.0	4	0						T. Galbreath	4	17	4.3	7	0									
S. Winder	4	0	0.0	3	0						M. Carthon	3	4	1.3	2	0									
											O. Anderson	2	1	0.5	2	1									
											J. Rutledge	3	0	0.0	2	0									
											J. Tuttle	0	0	0.0	0	0									
TOTAL	19	52	2.7	12	1						TOTAL	38	136	3.6	22	2									
PASSING											PASSING														
	ATT	CMP	YDS	TD	LG	IN	Rtg.						ATT	CMP	YDS	TD	LG	IN	Rtg.						
J. Elway	37	22	304	3/26	1	54	1	83.6					P. Simms	25	22	268	1/5	3	44	0	150.9				
G. Kubiak	4	4	48	1/6	0	23	0	116.7																	
TOTAL	41	26	352	4/32	1	54	1	88.7					TOTAL	25	22	268	1/5	3	44	0	150.9				
PASS RECEIVING											PASS RECEIVING														
	NO	YDS	AVG	LG	TD							NO	YDS	AVG	LG	TD									
V. Johnson	5	121	24.2	54	1						M. Bavaro	4	51	12.8	17	1									
G. Willhite	5	39	7.8	11	0						J. Morris	4	20	5.0	12	0									
S. Winder	4	34	8.5	14	0						M. Carthon	4	13	3.3	7	0									
M. Jackson	3	51	17.0	24	0						S. Robinson	3	62	20.7	36	0									
S. Watson	2	54	27.0	31	0						L. Manuel	3	43	14.3	17	0									
C. Sampson	2	20	10.0	11	0						P. McConkey	2	50	25.0	44	1									
O. Mobley	2	17	8.5	11	0						L. Rouson	1	23	23.0	23	0									
S. Sewell	2	12	6.0	7	0						Z. Mowatt	1	6	6.0	6	1									
G. Lang	1	4	4.0	4	0																				
TOTAL	26	352	13.5	54	1						TOTAL	22	268	12.2	44	3									
INTERCEPTIONS											INTERCEPTIONS														
	NO	YDS	AVG	LG	TD							NO	YDS	AVG	LG	TD									
	0	0	0.0	—	0						E. Patterson	1	-7	-7.0	-7	0									
TOTAL	0	0	0.0	—	0						TOTAL	1	-7	-7.0	-7	0									
PUNTING											PUNTING														
	NO	YDS	AVG	NET	TB	IN20	LG					NO	YDS	AVG	NET	TB	IN20	LG							
M. Horan	2	82	41.0	28.5	0	0	42				S. Landeta	3	138	46.0	36.3	1	1	59							
TOTAL	2	82	41.0	28.5	0	0	42				TOTAL	3	138	46.0	36.3	1	1	59							
PUNT RETURNS											PUNT RETURNS														
	NO	YDS	AVG	FC	LG	TD						NO	YDS	AVG	FC	LG	TD								
G. Willhite	1	9	9.0	1	9	0					P. McConkey	1	25	25.0	1	25	0								
(TOUCHBACK)	1	0	0.0	0	—	0																			
RETURNS	1	9	9.0	1	9	0					RETURNS	1	25	25.0	1	25	0								
KICKOFF RETURNS											KICKOFF RETURNS														
	NO	YDS	AVG	FC	LG	TD						NO	YDS	AVG	FC	LG	TD								
K. Bell	3	48	16.0	0	28	0					L. Rouson	3	56	18.7	0	22	0								
G. Lang	2	36	18.0	0	23	0					T. Flynn	1	-3	-3.0	0	0	0								
RETURNS	5	84	16.8	0	28	0					RETURNS	4	53	13.3	0	22	0								
Denver Broncos											New York Giants														
	Fumbles	Lost	Own	Yds	TD	Opp.	Yds	TD	Bnds	Out		Fumbles	Lost	Own	Yds	TD	Opp.	Yds	TD	Bnds	Out				
J. Elway	1	0	1	0	0	0	0	0	0	0	L. Marshall	0	0	0	0	0	1	0	0	0	0				
K. Bell	1	0	0	0	0	0	0	0	0	0	P. Johnson	0	0	0	0	0	1	0	0	0	0				
J. Hackett	0	0	1	0	0	0	0	0	0	0							2	0	0	0	0				
TOTAL	2	0	2	0	0	0	0	0	0	0	TOTAL	0	0	0	0	0	2	0	0	0	0				

FINAL TEAM STATISTICS

	BRONCOS	GIANTS	BRONCOS	GIANTS
TOTAL FIRST DOWNS	23	24	2-41	3-46
By Rushing	5	10	Had Blocked	0
By Passing	16	13	FGs – PATs Had Blocked	0-0
By Penalty	2	1	TOTAL RETURN YARDAGE (Not Including Kickoffs)	9
THIRD DOWN EFFICIENCY	7-14-50%	6-12-50%	No. and Yards Punt Returns	1-9
FOURTH DOWN EFFICIENCY	0-0-0%	1-2-50%	No. and Yards Kickoff Returns	5-84
TOTAL NET YARDS	372	399	No. and Yards Interception Returns	0-0
Total Offensive Plays (inc. times thrown passing)	64	64	PENALTIES Number and Yards	4-28
Average gain per offensive play	5.8	6.2	FUMBLES Number and Lost	2-0
NET YARDS RUSHING	52	136	TOUCHDOWNS	2
Total Rushing Plays	19	38	Rushing	1
Average gain per rushing play	2.7	3.6	Passing	1
NET YARDS PASSING	320	263	Returns	0
Times thrown – yards lost attempting to pass	4-32	1-5	EXTRA POINTS Made-Attempts	2-2
Gross yards passing	352	268	FIELD GOALS Made-Attempts	2-4
PASS ATTEMPTS-COMPLETIONS-HAD INTERCEPTED	41-26-1	25-22-0	SAFETIES	1
Average gain per pass play (inc. # thrown passing)	7.1	10.1	FINAL SCORE	20
			TIME OF POSSESSION	39
				25:21
				34:39

BRONCOS DEFENSIVE STATISTICS

<i>(based on unofficial press box statistics)</i>																	
PLAYER	UT	A	TT	S-YDS	I-YDS	PD	FF	FR	PLAYER	UT	A	TT	S-YDS	I-YDS	PD	FF	FR
K. Woodard	8	3	11	0.5-2.5	0-0	0	0	0	M. Haynes	3	0	3	0-0	0-0	0	0	0
J. Ryan	6	3	9	0-0	0-0	0	0	0	S. Wilson	3	0	3	0-0	0-0	0	0	0
R. Hunley	7	1	8	0-0	0-0	0	0	0	A. Townsend	2	1	3	0-0	0-0	0	0	0
R. Jones	4	2	6	0-0	0-0	0	0	0	F. Gilbert	1	1	2	0.5-2.5	0-0	0	0	0
S. Foley	5	0	5	0-0	0-0	0	0	0	B. Micho	2	0	2	0-0	0-0	0	0	0
D. Smith	5	0	5	0-0	0-0	0	0	0	T. Lilly	1	1	2	0-0	0-0	0	0	0
L. Wright	5	0	5	0-0	0-0	0	0	0	R. Robbins	1	1	2	0-0	0-0	0	0	0
K. Mecklenburg	2	3	5	0-0	0-0	0	0	0	TEAM TOTALS	58	20	78	1-5	0-0	0	0	0



Denver 23, Cleveland 20 OT

Sunday, Jan. 11, 1987 • 12:30 p.m. EST • Cleveland Stadium • Cleveland

WEATHER: Solid Overcast, 30°, Wind NW 14 mph (-5°) • ATTENDANCE: 79,915 • TIME: 3:50

1986 AFC Championship Game

In a game that will forever be remembered as "The Drive," Rich Karlis kicked a 33-yard field goal 5:48 into overtime to give the Denver Broncos a 23-20 victory against the Cleveland Browns in the 1986 AFC Championship Game. The contest was played at Cleveland Stadium in front of a crowd of 79,915 fans, who braved a wind chill of -5 degrees.

Cleveland took a 7-0 lead when Bernie Kosar threw a 6-yard touchdown pass to Herman Fontenot in the first quarter. The Broncos stopped the next two Browns drives with interceptions, including the second by Jim Ryan, whose return set up a 19-yard field goal by Karlis to make the score 7-3. Ken Woodard recovered a fumble on Cleveland's next drive, putting Denver in position for Gerald Willhite's fourth-down 1-yard touchdown run at 4:24 of the second quarter that gave the club a 10-7 lead.

Browns kicker Mark Moseley tied the score at 10 with a 29-yard field goal with 20 seconds left in the first half. Denver regained the lead on a 26-yard Karlis field goal late in the third quarter, but the Browns responded as Kevin Mack rushed for 34 yards in a 10-play, 76-yard drive that culminated with a 24-yard Moseley field goal that tied the score at 13. After two Denver punts, Kosar's 48-yard touchdown strike to Brian Brennan put Cleveland ahead 20-13 with 5:43 left in the game.

The kickoff rolled to the Denver 2-yard line, where the Broncos and Elway began "The Drive." On the fifth play (second-and-7 from the Broncos' 15), Elway rushed for 11 yards and a first down. He then found Steve Sewell for a 22-yard gain followed by a 12-yard strike to Steve Watson that gave Denver a first down on the Cleveland 40. After an incomplection and an 8-yard sack, Elway threw a 20-yard pass to Mark Jackson, moving the team to the Cleveland 28. An Elway-to-Sewell pass gave the Broncos a first down on the Browns' 14 with 57 seconds left. After an incomplection, Elway ran nine yards to the Cleveland 5-yard line. On the next play, he hit Jackson for a touchdown, and Karlis' extra point tied the score at 20 with 37 seconds left.

The Browns won the coin toss in overtime and elected to receive, but Denver's defense stopped them. Willhite returned the Cleveland punt to the Browns' 25, where the Denver offense went to work. On second-and-5, Elway hit Orson Mobley for a 22-yard gain and three plays later threw a 28-yard pass to Watson. With a first down on Cleveland's 22-yard line, the Broncos rushed three times to get to the 15, and on fourth down, Karlis hit the 33-yard game-winning field goal.

OFFICIALS:

Referee — Chuck Heberling (46); **Umpire** — Gordon Wells (89); **Line Judge** — Bill Reynolds (53); **Side Judge** — Gary Lane (120); **Head Linesman** — Ed Marion (26); **Back Judge** — Ben Tompkins (52); **Field Judge** — Johnny Grier (23).

DENVER BRONCOS

OFFENSE		DEFENSE	
WR 82 V. Johnson	LE 75 R. Jones	LT 70 D. Studdard	NT 71 G. Kragen
LG 54 K. Bishop	RE 61 A. Townsend	C 64 B. Bryan	LOLB 50 J. Ryan
RG 63 M. Cooper	LILB 77 K. Mecklenburg	RT 76 K. Lanier	RILB 98 R. Hunley
TE 85 J. Hackett	ROLB 57 T. Jackson	WR 81 S. Watson	LCB 20 L. Wright
QB 7 J. Elway	RCB 31 M. Harden	RB 23 S. Winder	SS 49 D. Smith
TE 89 O. Mobley	FS 43 S. Foley		

BRONCOS SUBSTITUTIONS: P 2 M. Horan, K 3 R. Karlis, QB 8 G. Kubiak, S 22 T. Lilly, RB 30 S. Sewell, RB 33 G. Lang, RB 35 K. Bell, CB 45 S. Wilson, RB 47 G. Willhite, S 48 R. Robbins, LB 52 K. Woodard, LB 55 R. Dennison, LB 59 D. Comeaux, G 62 M. Freeman, NT 69 T.olorito, DE 73 S. Fletcher, T 74 D. Rensburg, WR 80 M. Jackson, WR 84 C. Sampson, WR 87 B. Micho, TE 88 C. Kay, DE 90 F. Gilbert. **DID NOT PLAY:** CB 36 M. Haynes.

CLEVELAND BROWNS

OFFENSE		DEFENSE	
WR 88 R. Langhorne	LE 96 R. Camp	LT 77 R. Bolden	NT 79 B. Golic
LG 74 P. Farrer	RE 78 C. Hairston	C 61 M. Baab	LOLB 56 C. Banks
RG 69 D. Fike	LILB 51 E. Johnson	RT 63 C. Risien	RILB 53 A. Griggs
TE 82 O. Newsome	ROLB 57 C. Matthews	WR 84 W. Slaughter	LCB 31 F. Minnifield
QB 19 B. Kosar	RCB 29 H. Dixon	RB 44 E. Byner	SS 24 R. Ellis
FB 34 K. Mack	FS 37 C. Rockins		

BROWNS SUBSTITUTIONS: K 3 M. Mosley, P 7 J. Gossett, S 22 F. Wright, CB 23 M. Harper, S 27 A. Gross, RB 28 H. Fontenot, RB 39 M. Everett, CB 48 D. Hoggard, LB 50 B. Van Pelt, LB 58 S. Nicholas, LB 59 M. Johnson, G 62 G. Lijja, G 70 L. Williams, NT 72 D. Puzzioli, TE 81 H. Holt, WR 85 C. Weathers, WR 86 B. Brennan, TE 87 T. Tucker, WR 89 G. McNeil, DE 91 S. Clancy. **DID NOT PLAY:** QB 10 M. Pagel, RB 33 C. Dickey.

		1	2	3	4	OT	TOTAL	FIELD GOALS (made () & missed)	
VISITOR	Denver Broncos	0	10	3	7	3	23	R. Karlis	(19) (26) (33)
HOME	Cleveland Browns	7	3	0	10	0	20	M. Moseley	(29) (24)

Team	Qtr	Clock Time	PLAY DESCRIPTION (Extra Point) (Drive Info)	SCORE	
				Visitor	Home
BROWNS	1	9:41	H. Fontenot 6 yd. pass from B. Kosar (M. Moseley, kick) (14-86, 7:18)	0	7
BRONCOS	2	2:53	R. Karlis 19 yd. Field Goal (4-8, 0:54)	3	7
BRONCOS	2	4:24	G. Willhite 1 yd. run (R. Karlis, kick) (5-37, 1:05)	10	7
BROWNS	2	14:40	M. Moseley 29 yd. Field Goal (9-53, 4:01)	10	10
BRONCOS	3	12:10	R. Karlis 26 yd. Field Goal (11-61, 4:28)	13	10
BROWNS	4	2:22	M. Moseley 24 yd. Field Goal (10-76, 5:01)	13	13
BROWNS	4	9:17	B. Brennan 48 yd. pass from B. Kosar (M. Moseley, kick) (3-52, 0:57)	13	20
BRONCOS	4	14:23	M. Jackson 5 yd. pass from J. Elway (R. Karlis, kick) (15-98, 4:55)	20	20
BRONCOS	5	5:48	R. Karlis 33 yd. Field Goal (9-60, 5:07)	23	20

FINAL INDIVIDUAL STATISTICS

Denver Broncos											Cleveland Browns										
RUSHING	ATT	YDS	AVG	LG	TD	RUSHING	ATT	YDS	AVG	LG	TD	RUSHING	ATT	YDS	AVG	LG	TD				
S. Winder	26	83	3.2	9	0	K. Mack	26	94	3.6	15	0	J. Elway	4	56	14.0	34	0				
G. Lang	3	9	3.0	4	0	B. Kosar	4	3	0.8	3	0	G. Lang	3	9	3.0	4	0				
S. Sewell	1	1	1.0	1	0	H. Fontenot	3	3	1.0	4	0	G. Willhite	1	1	1.0	1	0				
G. Willhite	3	0	0.0	2	1							G. Willhite	3	0	0.0	2	1				
TOTAL	37	149	4.0	34	1	TOTAL	33	100	3.0	15	0	TOTAL	37	149	4.0	34	1				
PASSING	ATT	CMP	YDS	TKD/	YD	TD	LG	IN	Rtg.	PASSING	ATT	CMP	YDS	TKD/	YD	TD	LG	IN	Rtg.		
J. Elway	38	22	244	2/19	1	28	1	74.9		B. Kosar	32	18	259	1/3	2	48	2	77.5			
TOTAL	38	22	244	2/19	1	28	1	74.9		TOTAL	32	18	259	1/3	2	48	2	77.5			
PASS RECEIVING	NO	YDS	AVG	LG	TD	PASS RECEIVING	NO	YDS	AVG	LG	TD	PASS RECEIVING	NO	YDS	AVG	LG	TD				
S. Watson	3	55	18.3	28	0	H. Fontenot	7	66	9.4	24	1	S. Watson	3	47	15.7	22	0				
S. Sewell	3	47	15.7	22	0	B. Brennan	4	72	18.0	48	1	O. Mobley	3	36	12.0	22	0				
O. Mobley	3	36	12.0	22	0	R. Langhorne	2	35	17.5	22	0	V. Johnson	3	25	8.3	14	0				
V. Johnson	3	25	8.3	14	0	K. Mack	2	20	10.0	12	0	M. Jackson	2	25	12.5	20	1				
M. Jackson	2	25	12.5	20	1	C. Weathers	1	42	42.0	42	0	C. Kay	2	23	11.5	15	0				
C. Kay	2	23	11.5	15	0	W. Staughter	1	20	20.0	20	0	G. Willhite	2	20	10.0	16	0				
G. Willhite	2	20	10.0	16	0	E. Byner	1	4	4.0	4	0	S. Winder	2	2	1.0	5	0				
S. Winder	2	2	1.0	5	0							C. Sampson	1	10	10.0	10	0				
C. Sampson	1	10	10.0	10	0							G. Lang	1	1	1.0	1	0				
G. Lang	1	1	1.0	1	0							TOTAL	22	244	11.1	28	1				
TOTAL	22	244	11.1	28	1	TOTAL	18	259	14.4	48	2	TOTAL	22	244	11.1	28	1				
INTERCEPTIONS	NO	YDS	AVG	LG	TD	INTERCEPTIONS	NO	YDS	AVG	LG	TD	INTERCEPTIONS	NO	YDS	AVG	LG	TD				
J. Ryan	1	26	26.0	26	0	M. Harper	1	0	0.0	0	0	J. Ryan	1	26	26.0	26	0				
R. Hunley	1	14	14.0	14	0							R. Hunley	1	14	14.0	14	0				
TOTAL	2	40	20.0	26	0	TOTAL	1	0	0.0	0	0	TOTAL	2	40	20.0	26	0				
PUNTING	NO	YDS	AVG	NET	TB	IN20	LG	PUNTING	NO	YDS	AVG	NET	TB	IN20	LG						
M. Moran	6	244	40.7	34.5	0	1	48	J. Gossett	6	259	43.2	38.2	1	2	58						
J. Elway	1	19	19.0	19.0	0	1	19	TOTAL	6	259	43.2	38.2	1	2	58						
TOTAL	7	263	37.6	32.3	0	2	48	TOTAL	6	259	43.2	38.2	1	2	58						
PUNT RETURNS	NO	YDS	AVG	FC	LG	TD	PUNT RETURNS	NO	YDS	AVG	FC	LG	TD								
G. Willhite	3	10	3.3	1	4	0	G. McNeil	3	37	12.3	1	18	0								
RETURNS	3	10	3.3	1	4	0	RETURNS	3	37	12.3	1	18	0								
KICKOFF RETURNS	NO	YDS	AVG	FC	LG	TD	KICKOFF RETURNS	NO	YDS	AVG	FC	LG	TD								
G. Lang	2	14	7.0	0	14	0	H. Fontenot	2	25	12.5	0	14	0								
K. Bell	2	10	5.0	0	10	0	G. McNeil	4	80	40.0	0	30	0								
M. Freeman	1	9	9.0	0	9	0	RETURNS	6	105	17.5	0	30	0								
RETURNS	5	33	6.6	0	14	0	RETURNS	6	105	17.5	0	30	0								

FINAL TEAM STATISTICS

BRONCOS											BROWNS										
TOTAL FIRST DOWNS	22										17										
By Rushing	6										4										
By Passing	13										12										
By Penalty	3										1										
THIRD DOWN EFFICIENCY	5-18-28%										5-13-39%										
FOURTH DOWN EFFICIENCY	1-1-100%										0-0-0%										
TOTAL NET YARDS	374										356										
Total Offensive Plays (inc. times thrown passing)	77										66										
Average gain per offensive play	4.9										5.4										
NET YARDS RUSHING	149										100										
Total Rushing Plays	37										33										
Average gain per rushing play	4.0										3.0										
NET YARDS PASSING	225										256										
Times thrown -- yards lost attempting to pass	2-19										1-3										
Gross yards passing	244										259										
PASS ATTEMPTS-COMPLETIONS-HAD INTERCEPTED	38-22-1										32-18-2										
Average gain per pass play (inc. # thrown passing)	5.6										7.8										
PUNTS Number and Average	7-38										6-43										
Had Blocked	0										0										
FGs - PATS Had Blocked	0-0										0-0										
TOTAL RETURN YARDAGE (Not Including Kickoffs)	50										37										
No. and Yards Punt Returns	3-10										3-37										
No. and Yards Kickoff Returns	5-33										6-105										
No. and Yards Interception Returns	2-40										1-0										
PENALTIES Number and Yards	6-39										9-76										
FUMBLES Number and Lost	2-0										2-3										
TOUCHDOWNS	1										2										
Rushing	1										0										
Passing	1										2										
Returns	0										0										
EXTRA POINTS Made-Attempts	2-2										2-2										
FIELD GOALS Made-Attempts	3-3										2-2										
SAFETIES	0										0										
FINAL SCORE	23										20										
TIME OF POSSESSION	34:05										31:43										

BRONCOS DEFENSIVE STATISTICS

(based on unofficial press box statistics)

PLAYER	UT	A	TT	S-YDS	I-YDS	PD	FF	FR	PLAYER	UT	A	TT	S-YDS	I-YDS	PD	FF	FR
L. Wright	6	1	7	0-0	0-0	2	0	0	S. Foley	3	2	5	0-0	0-0	0	0	0
K. Mecklenburg	5	2	7	0-0	0-0	0	0	0	K. Woodard	3	2	5	0-0	0-0	1	0	1
R. Jones	5	2	7	1-3	0-0	0	0	0	R. Robbins	3	1	4	0-0	0-0	3	0	0
J. Ryan	4	2	6	0-0	1-26	0	0	0	S. Fletcher	3	0	3	0-0	0-0	0	0	0
T. Jackson	2	4	6	0-0	0-0	0	0	0	R. Hunley	1	1	2	0-0	1-14	1	0	0
M. Harden	4	1	5	0-0	0-0	2	0	0	R. Dennison	1	0	1	0-0	0-0	0	0	0
T. Lilly	4	1	5	0-0	0-0	1	0	0	TEAM TOTALS	54	20	74	1-3	2-40	12	0	1



Denver 22, New England 17

Sunday, Jan. 4, 1987 • 2 p.m. MST • Mile High Stadium • Denver

WEATHER: Sunny, 65°, Wind S 9 mph • **ATTENDANCE:** 76,105 • **TIME:** 3:09

1986 AFC Divisional Playoff Game

Rulon Jones sacked Tony Eason in the end zone for a safety with 1:37 left on the clock to halt the Patriots' final comeback drive and give Denver a 22-17 win in an AFC Divisional Playoff Game in front of 76,105 fans at Mile High Stadium. The postseason victory was the first for the Broncos since the 1977 season.

The two teams traded punts for the first nine minutes of the game before Denver began its first scoring drive. Starting at their own 20, the Broncos took four plays to reach the New England 7-yard line behind John Elway completions of 39 and 21 yards. On second-and-goal from the 4, Elway rolled around the left side and was hit just short of the goal line. He was penalized (delay of game) for spiking the ball after the play, and that sent Denver back to the 6. Two plays later, Rich Karlis made a 27-yard field goal that gave Denver a 3-0 lead.

New England mounted a 7-play, 87-yard drive later in the quarter with Eason hitting Stanley Morgan for a 19-yard touchdown. The Broncos roared right back with a 13-play, 82-yard drive that was punctuated by a 22-yard touchdown run by Elway, giving them a 10-7 lead midway through the second quarter. The Patriots tied the score on the final play of the first half with a 38-yard Tony Franklin field goal.

Denver received the kickoff to open the second half and proceeded to chew up more than nine minutes off the clock. The Broncos ran the ball 11 times on the drive, which stalled on the Patriots' 5-yard line. Karlis' 22-yard field goal put Denver up 13-10.

Five plays into the next New England drive, the Patriots took a page out of Dan Reeves' bag of tricks, scoring on a flea-flicker that ended with a 45-yard touchdown pass from Eason to Morgan that gave New England its first lead of the game at 17-13. Denver jumped right back on top, traveling 86 yards on six plays to score on a 48-yard Elway-to-Vance Johnson pass on the last play of the third quarter.

The two teams both punted three times in the fourth quarter, and the last one, a Mike Horan punt of 54 yards, backed New England to its own 10-yard line. On first down, Eason dropped back to pass but was sacked for a safety by Jones. Denver recovered the onside free kick and held on to the ball and the win.

Elway completed 13-of-32 passes for 257 yards with one score, and Sammy Winder rushed for 102 yards on 19 carries. Johnson led the Broncos with 89 receiving yards. Defensively, four different Denver players had at least one sack.

OFFICIALS:

Referee — Jerry Seeman (70); **Umpire** — Rex Stuart (103); **Line Judge** — Ray Dodez (74); **Side Judge** — Bob Rice (80); **Head Linesman** — Burl Toler (37); **Back Judge** — Jim Poole (92); **Field Judge** — Ron Spittler (119).

DENVER BRONCOS

OFFENSE		DEFENSE	
WR 82	V. Johnson	LE 75	R. Jones
LT 70	D. Studdard	NT 71	G. Kragen
LG 54	K. Bishop	RE 61	A. Townsend
C 64	B. Bryan	LOLB 50	J. Ryan
RG 60	P. Howard	LILB 77	K. Mecklenburg
RT 76	K. Lanier	RILB 98	R. Hunley
TE 85	J. Hackett	ROLB 57	T. Jackson
WR 81	S. Watson	LCB 20	L. Wright
QB 7	J. Elway	FS 43	S. Foley
RB 23	S. Winder	SS 48	R. Robbins
TE 89	O. Mobley	RCB 31	M. Harden

BRONCOS SUBSTITUTIONS: P 2 M. Horan, K 3 R. Karlis, QB 8 G. Kubiak, S 22 T. Lilly, RB 30 S. Sewell, RB 33 G. Lang, RB 35 K. Bell, CB 36 M. Haynes, CB 45 S. Wilson, RB 47 G. Willhite, LB 52 K. Woodard, LB 55 R. Dennison, LB 59 D. Comeaux, G 62 M. Freeman, G 63 M. Cooper, NT 69 T. Colorito, DE 73 S. Fletcher, T 74 D. Remsburg, WR 80 M. Jackson, WR 84 C. Sampson, WR 87 B. Micho, DE 90 F. Gilbert. **DID NOT PLAY:** S 49 D. Smith.

NEW ENGLAND PATRIOTS

OFFENSE		DEFENSE	
WR 86	S. Morgan	LE 96	B. Williams
LT 76	B. Holloway	NT 90	T. Williams
LG 66	P. Fairchild	RE 60	G. Veris
C 58	P. Brock	LOLB 56	A. Tippett
RG 61	R. Wooten	LILB 52	J. Rember
RT 68	D. Haley	RILB 50	L. McGrew
TE 48	G. Baty	ROLB 55	D. Blackmon
WR 80	I. Fryar	LCB 43	E. Gibson
QB 11	T. Eason	FS 31	F. Marion
FB 30	M. Tatupu	SS 38	R. James
HB 33	T. Collins	RCB 26	R. Clayborn

PATRIOTS SUBSTITUTIONS: K 1 T. Franklin, P 3 R. Camarillo, RB 21 R. Dupard, DB 22 E. Profit, CB 23 R. McSwain, RB 27 G. Hawthorne, S 28 J. Bowman, RB 32 C. James, LB 59 S. Doig, T 62 B. Bain, C 64 T. Matich, C 75 G. Morris, WR 81 S. Starring, WR 82 D. Williams, WR 83 C. Jones, TE 88 W. Scott, NT 65 M. Ruth, LB 95 E. Reynolds, DB 97 M. Hodge, NT 98 D. Owens. **DID NOT PLAY:** QB 12 T. Ramsey, QB 14 S. Grogan, DB 42 R. Lippett.

		1	2	3	4	OT	TOTAL		FIELD GOALS (made () & missed)
VISITOR	New England Patriots	0	10	7	0	—	17		T. Franklin (38)
HOME	Denver Broncos	3	7	10	2	—	22		R. Karlis (27) (22)

Team	Qtr	Clock Time	PLAY DESCRIPTION (Extra Point) (Drive Info)	SCORE	
				Visitor	Home
BRONCOS	1	12:12	R. Karlis 27 yd. Field Goal (8-71, 3:07)	0	3
PATRIOTS	2	0:56	S. Morgan 19 yd. pass from T. Eason (T. Franklin, kick) (7-87, 2:24)	7	3
BRONCOS	2	7:18	J. Elway 22 yd. run (R. Karlis, kick) (13-82, 6:22)	7	10
PATRIOTS	2	14:58	T. Franklin 38 yd. Field Goal (5-8, 0:56)	10	10
BRONCOS	3	9:10	R. Karlis 22 yd. Field Goal (15-80, 9:10)	10	13
PATRIOTS	3	12:10	S. Morgan 45 yd. pass from T. Eason (T. Franklin, kick) (5-78, 3:00)	17	13
BRONCOS	3	15:00	V. Johnson 48 yd. pass from J. Elway (R. Karlis, kick) (6-86, 2:50)	17	20
BRONCOS	4	13:23	Safety—T. Eason tackled in end zone by R. Jones	17	22



Pittsburgh 24, Denver 17

Sunday, Dec. 30, 1984 • 2 p.m. MST • Mile High Stadium • Denver

WEATHER: Mostly Sunny, 52°, Wind N 7 mph • **ATTENDANCE:** 74,981 • **TIME:** 3:11

1984 AFC Divisional Playoff Game

The Denver Broncos, after posting the most regular-season wins in franchise history with a 13-3 record, lost an AFC Divisional Playoff Game to the Pittsburgh Steelers 24-17 in front of 74,981 fans at Mile High Stadium.

Denver had two possessions in the final two minutes of the game with a chance to tie but failed to score as Pittsburgh advanced to the AFC Championship Game.

The Broncos' opportunistic defense recovered two Steelers fumbles in the first quarter. Denver was unable to capitalize on the first takeaway with Rich Karlis missing a 39-yard field goal attempt. Pittsburgh then lost a fumble on its next play, setting up a 9-yard touchdown pass from John Elway to running back Jim Wright that gave the Broncos a 7-0 lead.

Pittsburgh scored on a 28-yard field goal on the first play of the second quarter, and just before halftime, the Steelers took a 10-7 lead on Frank Pollard's 1-yard touchdown run.

Denver tied the game early in the third quarter on a 21-yard Karlis field goal. The Broncos regained their lead midway through the quarter on their next possession, scoring on a 20-yard pass from Elway to wide receiver Steve Watson.

The Steelers answered with a scoring drive of their own, tying the game at 17 on a 10-yard Mark Malone-to-Louis Lipps pass 11:41 into the third quarter.

A turnover by the Broncos late in the game set up the Steelers' game-winning touchdown. Pittsburgh's Eric Williams intercepted an Elway pass and returned it to the Denver 2-yard line with only 2:45 left in the game, and two plays later, Pollard scored on a rush to give the Steelers a 24-17 advantage. Denver couldn't move the ball on its final two possessions as time expired.

Elway finished the game with 184 yards on 19-of-37 passing with two touchdowns and two interceptions. Watson led all players with 177 yards on 11 catches with one touchdown and a long reception of 52 yards.

Pittsburgh's defense limited the Broncos to just 51 yards on 22 carries (2.3 avg.) and held Denver to just 4-of-13 (30.8%) success on third downs.

The Steelers' offense racked up 381 yards of total offense, and Malone completed 17-of-28 passes for 224 yards with one touchdown. Pollard led all players with 99 yards on 16 carries (6.2 avg.) and scored a pair of touchdowns while Walter Abercrombie added 75 yards for 17 carries as part of a Pittsburgh ground game that totaled 169 yards.

OFFICIALS:

Referee — Fred Wyant (11); **Umpire** — Art Demmas (78); **Line Judge** — Vern Marshall (94); **Side Judge** — Royal Cathcart (16); **Head Linesman** — Dale Williams (8); **Back Judge** — Dick Hantak (105); **Field Judge** — Bob Lewis (18).

DENVER BRONCOS

OFFENSE		DEFENSE	
WR 85	D. Summers	LE 79	B. Chavous
LT 70	D. Studdard	NT 68	R. Carter
LG 54	K. Bishop	RE 75	R. Jones
C 64	B. Bryan	LOLB 50	J. Ryan
RG 60	P. Howard	LILB 55	R. Dennison
RT 76	K. Lanier	RILB 58	S. Busick
TE 88	C. Kay	ROLB 57	T. Jackson
WR 81	S. Watson	LCB 20	L. Wright
RB 23	S. Winder	SS 49	D. Smith
QB 7	J. Elway	FS 43	S. Foley
HB 87	J. Wright	RCB 31	M. Harden

BRONCOS SUBSTITUTIONS: P 1 C. Norman, K 3 R. Karlis, S 22 T. Lilly, RB 24 R. Parros, DB 28 R. Jackson, RB 33 G. Lang, RB 39 J. Myles, CB 45 S. Wilson, RB 47 G. Wilhite, DB 48 R. Robbins, LB 52 K. Woodard, LB 59 D. Comeaux, DL 61 A. Townsend, G 62 M. Freeman, DE 65 W. Bowyer, NT 66 S. Garnett, T 72 M. Graves, OL 74 W. Hood, DE 77 K. Mecklenburg, WR 80 R. Alexander, WR 84 C. Sampson, LB 98 R. Hunley. **DID NOT PLAY:** QB 8 G. Kubiak, 26 C. Brewer, 67 G. Hyde, 69 B. Manor.

PITTSBURGH STEELERS

OFFENSE		DEFENSE	
WR 82	J. Stallworth	LE 95	J. Goodman
LT 63	P. Rostovsky	NT 67	G. Dunn
LG 73	C. Wolfley	RE 64	E. Nelson
C 52	M. Webster	LOLB 57	M. Merriweather
RG 74	T. Long	LILB 50	D. Little
RT 62	T. Ilkin	RILB 56	R. Cole
TE 81	D. Nelson	ROLB 53	B. Hinkle
WR 83	L. Lipps	LCB 49	D. Woodruff
QB 16	M. Malone	SS 41	S. Washington
RB 34	W. Abercrombie	RCB 31	D. Shell
FB 30	F. Pollard	FS 21	E. Williams

STEELERS SUBSTITUTIONS: K 1 G. Anderson, P 5 C. Colquitt, CB 22 R. Woods, TE 23 L. Brown, RB 24 R. Erenberg, RB 26 S. Gillespie, S 28 E. Williams, CB 29 R. Johnson, CB 33 H. Clayton, RB 38 E. Veals, RB 40 A. Corley, LB 54 C. Bigham, LB 59 T. Seabough, C 60 R. Rasmussen, T 72 R. Snell, DE 78 M. Catano, WR 80 W. Capers, WR 85 C. Sweeney, WR 87 W. Thompson, LB 90 B. Kohrs, DE K. 92 Gary, DE K. 93 Willis, TE 89 B. Cunningham. **DID NOT PLAY:** QB 10 S. Campbell, QB 19 D. Woodley, G 61 B. Wingle, T 77 S. August.

		1	2	3	4	OT	TOTAL		
VISITOR	Pittsburgh Steelers	0	10	7	7	—	24	FIELD GOALS (made () & missed)	
HOME	Denver Broncos	7	0	10	0	—	17	G. Anderson (28) 40WR 26WL 39WR	
								R. Karlis 39WR 57S (21)	

Team	Qtr	Clock Time	PLAY DESCRIPTION (Extra Point) (Drive Info)	SCORE	
				Visitor	Home
BRONCOS	1	8:30	J. Wright 9 yd. pass from J. Elway (R. Karlis, kick) (5-22, 2:25)	0	7
STEELERS	2	0:04	G. Anderson 28 yd. Field Goal (12-62, 6:16)	3	7
STEELERS	2	13:46	F. Pollard 1 yd. run (G. Anderson, kick) (8-78, 1:56)	10	7
BRONCOS	3	2:50	R. Karlis 21 yd. Field Goal (4-0, 1:47)	10	10
BRONCOS	3	7:45	S. Watson 20 yd. pass from J. Elway (R. Karlis, kick) (6-46, 3:01)	10	17
STEELERS	3	11:41	L. Lipps 10 yd. pass from M. Malone (G. Anderson, kick) (7-66, 3:46)	17	17
STEELERS	4	13:01	F. Pollard 2 yd. run (G. Anderson, kick) (3-2, 1:36)	24	17

FINAL INDIVIDUAL STATISTICS

Pittsburgh Steelers											Denver Broncos																																																																		
RUSHING	ATT	YDS	AVG	LG	TD	RUSHING	ATT	YDS	AVG	LG	TD	RUSHING	ATT	YDS	AVG	LG	TD	RUSHING	ATT	YDS	AVG	LG	TD																																																						
F. Pollard	16	99	6.2	23	2	S. Winder	15	37	2.5	9	0	J. Elway	4	16	4.0	13	0	E. Veals	1	1	1.0	1	0	G. Willhite	1	1	1.0	1	0	R. Parros	1	0	0.0	0	0	M. Malone	5	-6	-1.2	0	0	S. Watson	1	-3	-3.0	-3	0	TOTAL	40	169	4.2	23	2	TOTAL	22	51	2.3	13	0																		
PASSING	ATT	CMP	YDS	TKO/	YD	TD	LG	IN	Rtg.	PASSING	ATT	CMP	YDS	TKO/	YD	TD	LG	IN	Rtg.	PASSING	ATT	CMP	YDS	TKO/	YD	TD	LG	IN	Rtg.	PASSING	ATT	CMP	YDS	TKO/	YD	TD	LG	IN	Rtg.																																						
M. Malone	28	17	224	2/12	1	25	0	0	97.9	J. Elway	37	19	184	4/37	2	21	2	21	61.1	G. Willhite	1	1	52	0/0	0	52	0	52	0	118.8	TOTAL	38	20	236	4/37	2	52	2	52	67.4																																					
TOTAL	28	17	224	2/12	1	25	0	0	97.9	TOTAL	38	20	236	4/37	2	52	2	52	67.4																																																										
PASS RECEIVING	NO	YDS	AVG	LG	TD	PASS RECEIVING	NO	YDS	AVG	LG	TD	PASS RECEIVING	NO	YDS	AVG	LG	TD	PASS RECEIVING	NO	YDS	AVG	LG	TD																																																						
L. Lipps	5	86	17.2	25	1	S. Watson	11	177	16.1	52	1	F. Pollard	4	48	12.0	17	0	S. Winder	4	22	5.5	8	0	J. Stallworth	3	38	12.7	14	0	J. Wright	2	16	8.0	9	1	W. Abercrombie	3	18	9.0	6	0	G. Willhite	2	12	6.0	8	0	B. Cunningham	1	19	19.0	19	0	R. Alexander	1	9	9.0	9	0	R. Thompson	1	15	15.0	15	0	TOTAL	17	224	13.2	25	1	TOTAL	20	236	11.8	52	2
TOTAL	17	224	13.2	25	1	TOTAL	20	236	11.8	52	2																																																																		
INTERCEPTIONS	NO	YDS	AVG	LG	TD	INTERCEPTIONS	NO	YDS	AVG	LG	TD																																																																		
E. Williams	1	28	28.0	28	0	TOTAL	0	0	0.0	—	0																																																																		
G. Dunn	1	6	6.0	6	0	TOTAL	0	0	0.0	—	0																																																																		
TOTAL	2	34	17.0	28	0																																																																								
PUNTING	NO	YDS	AVG	NET	TB	IN20	LG	PUNTING	NO	YDS	AVG	NET	TB	IN20	LG																																																														
C. Colquitt	2	85	42.5	34.0	0	0	46	C. Norman	4	169	42.3	40.0	0	1	51																																																														
(BLOCKED)	1	0	0.0	0.0	0	0	0	TOTAL	4	169	42.3	40.0	0	1	51																																																														
TOTAL	3	85	28.3	25.3	0	0	46																																																																						
PUNT RETURNS	NO	YDS	AVG	FC	LG	TD	PUNT RETURNS	NO	YDS	AVG	FC	LG	TD																																																																
L. Lipps	3	9	3.0	0	7	0	G. Willhite	2	17	8.5	0	17	0																																																																
RETURNS	3	9	3.0	0	7	0	RETURNS	2	17	8.5	0	17	0																																																																
KICKOFF RETURNS	NO	YDS	AVG	FC	LG	TD	KICKOFF RETURNS	NO	YDS	AVG	FC	LG	TD																																																																
L. Lipps	3	73	24.3	0	34	0	G. Willhite	2	56	28.0	0	31	0																																																																
R. Erenberg	1	29	29.0	0	29	0	RETURNS	2	56	28.0	0	31	0																																																																
RETURNS	4	102	25.5	0	34	0																																																																							
Pittsburgh Steelers	Own	Opp.	Out	Denver Broncos	Own	Opp.	Out																																																																						
FUMBLES	Fum	Lost	Rec.	Yds	TD	FF	Rec.	Yds	TD	Bnds	Fum	Lost	Rec.	Yds	TD	FF	Rec.	Yds	TD	Bnds																																																									
M. Malone	2	2	0	0	0	0	0	0	0	0	J. Elway	1	0	1	0	0	0	0	0	0	0																																																								
L. Lipps	1	0	1	0	0	0	0	0	0	0	A. Townsend	0	0	0	0	0	0	1	0	0	0																																																								
TOTAL	3	2	1	0	0	0	0	0	0	0	TOTAL	2	0	2	0	0	0	2	0	0	0																																																								

FINAL TEAM STATISTICS

	STEELERS	BRONCOS		STEELERS	BRONCOS
TOTAL FIRST DOWNS	25	15	PUNTS Number and Average	3-28	4-42
By Rushing	12	4	Had Blocked	1	0
By Passing	13	11	FGs - PATS Had Blocked	0-0	0-0
By Penalty	0	0	TOTAL RETURN YARDAGE (Not Including Kickoffs)	145	73
THIRD DOWN EFFICIENCY	5-13-39%	4-13-31%	No. and Yards Punt Returns	3-9	2-17
FOURTH DOWN EFFICIENCY	0-0-0%	0-1-0%	No. and Yards Kickoff Returns	4-102	2-56
TOTAL NET YARDS	381	250	No. and Yards Interception Returns	2-34	0-0
Total Offensive Plays (inc. times thrown passing)	70	64	PENALTIES Number and Yards	4-30	1-5
Average gain per offensive play	5.4	3.9	FUMBLES Number and Lost	3-2	2-0
NET YARDS RUSHING	169	51	TOUCHDOWNS	3	2
Total Rushing Plays	40	22	Rushing	2	0
Average gain per rushing play	4.2	2.3	Passing	1	2
NET YARDS PASSING	212	199	Returns	0	0
Times thrown - yards lost attempting to pass	2-12	4-37	EXTRA POINTS Made-Attempts	3-3	2-2
Gross yards passing	224	236	FIELD GOALS Made-Attempts	1-4	1-3
PASS ATTEMPTS-COMPLETIONS-HAD INTERCEPTED	28-17-0	38-20-2	SAFETIES	0	0
Average gain per pass play (inc. # thrown passing)	7.1	4.7	FINAL SCORE	24	17
			TIME OF POSSESSION	32:52	27:08

BRONCOS DEFENSIVE STATISTICS

PLAYER	(based on unofficial press box statistics)										PLAYER										
	UT	A	TT	S-YDS	I-YDS	PD	FF	FR	UT	A		TT	S-YDS	I-YDS	PD	FF	FR				
D. Smith	9	2	11	0-0	0-0	0	0	0	R. Hunley	2	0	2	0-0	0-0	0	0	0				
S. Busick	8	0	8	0-0	0-0	0	0	0	W. Bowyer	1	1	2	0-0	0-0	0	0	0				
L. Wright	8	0	8	0-0	0-0	2	0	0	D. Comeaux	1	1	2	0-0	0-0	0	0	0				
S. Foley	6	2	8	0-0	0-0	1	0	0	K. Mecklenburg	1	1	2	0-0	0-0	0	0	0				
R. Dennison	4	3	7	0-0	0-0	0	0	0	R. Robbins	1	1	2	0-0	0-0	2	0	0				
J. Ryan	4	3	7	1-0	0-0	0	0	0	S. Wilson	1	1	2	0-0	0-0	0	0	0				
R. Jones	5	0	5	1-12	0-0	0	0	0	T. Lilly	1	0	1	0-0	0-0	0	0	0				
M. Harden	4	0	4	0-0	0-0	1	0	0	R. Carter	1	0	1	0-0	0-0	0	0	0				
T. Jackson	2	2	4	0-0	0-0	1	0	1	A. Townsend	0	0	0	0-0	0-0	0	0	1				
B. Chavous	2	0	2	0-0	0-0	0	0	0	TEAM TOTALS	61	17	78	2-12	0-0	7	0	2				



Seattle 31, Denver 7

Saturday, Dec. 24, 1983 • 1 p.m. PST • Kingdome • Seattle

WEATHER: Indoors • ATTENDANCE: 60,752 • TIME: 2:53

1983 AFC Wild Card Playoff Game

The Seattle Seahawks broke open a close contest against the Denver Broncos with two second-half Dave Krieg touchdown passes that propelled them to a 31-7 win in an AFC Wild Card Playoff Game in front of 60,752 fans at the Kingdome.

It didn't take the Seahawks long to get on the scoreboard as they traveled 62 yards on eight plays during their first offensive possession for a touchdown. Krieg connected with Steve Largent on a 17-yard scoring pass for a 7-0 lead with less than five minutes gone in the first quarter.

Later that period, the Broncos came back to tie the game after they mounted a 9-play, 76-yard touchdown drive. The score came on a 13-yard pass from Steve DeBerg to Jesse Myles.

Denver looked poised to take the lead, but Seattle cornerback Kerry Justin intercepted a DeBerg pass on the Broncos' next drive to end the threat. Seattle drove to Denver's 20-yard line, where Norm Johnson converted a 37-yard field goal.

On its next possession, Denver drove to the Seattle 4-yard line, but a fumble by running back Gerald Willhite was recovered by safety Paul Moyer. The Seahawks were able to run out the clock in the first half and hold on to their 10-7 lead.

The second half belonged to the Seahawks. Krieg passed for two more touchdowns and fullback David Hughes ran for another, making the score 31-7.

In the third quarter, Seattle travelled 73 yards on five plays and scored on Krieg's second touchdown pass of the game that went to tight end Pete Metzelaars.

Krieg threw his third touchdown pass of the afternoon early in the fourth quarter to give Seattle a 24-7 lead. He found wide receiver Paul Johns for an 18-yard touchdown strike, which capped a 9-play, 61-yard drive.

The Seahawks' final points came late in the fourth quarter when Hughes scored on a 2-yard run.

Despite totaling 360 yards of offense, Denver could not keep up with Seattle. Three turnovers—interceptions by DeBerg and John Elway along with a fumble by Willhite—proved to be the difference. DeBerg ended the game with 131 yards on 14-of-19 passing, and Elway added 123 yards on 10-of-15 passing in his first career postseason game.

For the Seahawks, Krieg completed 12-of-13 passes for 200 yards with three touchdowns and no interceptions. He finished with a perfect 158.3 passer rating.

OFFICIALS:

Referee — Red Cashion (43); **Umpire** — John Keck (67); **Line Judge** — Dick McKenzie (41); **Side Judge** — Gil Mace (90); **Head Linesman** — Sid Semon (109); **Back Judge** — Don Wedge (28); **Field Judge** — Bob Wortman (84).

DENVER BRONCOS

OFFENSE		DEFENSE	
WR 84	C. Sampson	LE 79	B. Chavous
LT 70	D. Studdard	NT 68	R. Carter
LG 54	K. Bishop	RE 75	R. Jones
C 64	B. Bryan	LOLB 50	J. Ryan
RG 60	P. Howard	RT 72	D. Latimer
RT 76	K. Lanier	RILB 53	R. Gradishar
TE 85	R. Eglhoff	ROLB 57	T. Jackson
WR 81	S. Watson	LCB 20	L. Wright
QB 17	S. DeBerg	RCB 31	M. Harden
RB 23	S. Winder	SS 49	D. Smith
FB 34	N. Poole	FS 43	S. Foley

BRONCOS SUBSTITUTIONS: K 3 R. Karlis, QB 7 J. Elway, P 11 L. Prestridge, CB 21 M. Dupree, DB 28 R. Jackson, S 29 W. Myers, DB 37 S. Trimble, RB 39 J. Myles, CB 45 S. Wilson, HB 46 D. Preston, RB 47 G. Willhite, LB 52 K. Woodard, LB 55 R. Dennison, LB 58 S. Busick, LB 59 D. Comeaux, G 62 T. Glasic, G 63 M. Cooper, DE 65 W. Bowyer, DE 66 B. Manor, T 67 K. Uecker, T 74 J. Baker, LB 77 K. Mecklenburg, DE 78 R. Stachowski, WR 82 Z. Thomas, TE 83 J. Sawyer, TE 88 R. Odoms. **DID NOT PLAY:** QB 8 G. Kubiak.

SEATTLE SEAHAWKS

OFFENSE		DEFENSE	
TE 88	P. Metzelaars	LE 79	J. Green
LT 64	R. Essink	NT 72	J. Nash
LG 65	E. Bailey	RE 77	J. Bryant
C 59	B. Bush	LOLB 58	B. Scholtz
RG 61	R. Pratt	LILB 52	J. Norman
RT 76	S. August	RILB 53	K. Butler
TE 87	C. Young	ROLB 56	G. Gaines
WR 80	S. Largent	LCB 26	K. Justin
QB 17	D. Krieg	RCB 22	D. Brown
RB 28	C. Warner	SS 45	K. Easley
FB 32	C. Bryant	FS 44	J. Harris

SEAHAWKS SUBSTITUTIONS: P 8 J. West, K 9 N. Johnson, QB 10 J. Zorn, S 21 P. Moyer, CB 27 G. Johnson, WR 29 H. Jackson, RB 31 Z. Dixon, FB 34 D. Doornink, S 35 D. Dufek, RB 37 E. Lane, CB 42 K. Simpson, FB 46 D. Hughes, LB 51 S. Merriman, LB 57 S. Robinson, LB 63 M. Hicks, G 66 B. Dugan, DE 70 D. Irvin, DT 74 M. Tuasosopo, WR 83 C. Castor, DE 84 S. Clancy, WR 85 P. Johns, TE 86 M. Tice, WR 89 B. Walker. **DID NOT PLAY:** WR 55 M. Jackson, C 62 K. Kauahi, G 67 R. McKenzie, T 69 M. Hernandez.

		1	2	3	4	OT	TOTAL	FIELD GOALS (made () & missed)	
VISITOR	Denver Broncos	7	0	0	0	—	7		
HOME	Seattle Seahawks	7	3	7	14	—	31	N. Johnson (37)	

Team	Qtr	Clock Time	PLAY DESCRIPTION (Extra Point) (Drive Info)	SCORE	
				Visitor	Home
SEAHAWKS	1	4:42	S. Largent 17 yd. pass from D. Krieg (N. Johnson, kick) (8-62, 4:33)	0	7
BRONCOS	1	11:22	J. Myles 13 yd. pass from S. DeBerg (R. Karlis, kick) (9-76, 4:08)	7	7
SEAHAWKS	2	5:35	N. Johnson 37 yd. Field Goal (9-32, 4:33)	7	10
SEAHAWKS	3	7:02	P. Metzelaars 5 yd. pass from D. Krieg (N. Johnson, kick) (5-73, 3:19)	7	17
SEAHAWKS	4	0:04	P. Johns 18 yd. pass from D. Krieg (N. Johnson, kick) (9-61, 4:17)	7	24
SEAHAWKS	4	5:26	D. Hughes 2 yd. run (N. Johnson, kick) (9-64, 4:43)	7	31

FINAL INDIVIDUAL STATISTICS

Denver Broncos										Seattle Seahawks																
RUSHING	ATT	YDS	AVG	LG	TD	RUSHING	ATT	YDS	AVG	LG	TD	RUSHING	ATT	YDS	AVG	LG	TD									
S. Winder	16	59	3.7	35	0	C. Warner	23	99	4.3	15	0	D. Hughes	3	16	5.3	9	1									
N. Poole	7	25	3.6	7	0	C. Bryant	5	15	3.0	4	0	G. Willhite	5	16	3.2	6	0									
J. Elway	3	16	5.3	11	0	D. Krieg	3	9	3.0	6	0	C. Sampson	1	8	8.0	8	0									
G. Willhite	5	16	3.2	6	0	Z. Dixon	3	4	1.3	5	0	S. Watson	1	1	1.0	1	0									
C. Sampson	1	8	8.0	8	0	J. Zorn	1	2	2.0	2	0	TOTAL	33	125	3.8	35	0									
S. Watson	1	1	1.0	1	0	TOTAL	38	145	3.8	15	1	PASSING	ATT	CMP	YDS	YD	TD	LG	IN	Rtg.						
TOTAL	33	125	3.8	35	0	TOTAL	38	145	3.8	15	1	S. DeBerg	19	14	131	2/19	1	22	1	87.8						
												J. Elway	15	10	123	0/0	0	31	1	64.0						
												TOTAL	34	24	254	2/19	1	31	2	77.3						
												TOTAL	13	12	200	2/21	3	41	0	158.3						
												PASS RECEIVING	NO	YDS	AVG	LG	TD	PASS RECEIVING	NO	YDS	AVG	LG	TD			
												J. Myles	7	73	10.4	18	1	S. Largent	4	76	19.0	34	1			
												S. Watson	4	51	12.8	22	0	C. Warner	3	22	7.3	9	0			
												N. Poole	4	17	4.3	8	0	P. Johns	2	59	29.5	41	1			
												C. Sampson	3	52	17.3	31	0	C. Young	2	38	19.0	28	0			
												S. Winder	2	13	6.5	11	0	P. Metzelaars	1	5	5.0	5	1			
												Z. Thomas	1	19	19.0	19	0	TOTAL	12	200	16.7	41	3			
												R. Egloff	1	16	16.0	16	0	TOTAL	13	12	200	2/21	3	41	0	158.3
												S. Wilson	1	12	12.0	12	0	INTERCEPTIONS	NO	YDS	AVG	LG	TD			
												G. Willhite	1	1	1.0	1	0	K. Justin	1	45	45.0	45	0			
												TOTAL	24	254	10.6	31	1	G. Johnson	1	0	0.0	0	0			
												TOTAL	24	254	10.6	31	1	TOTAL	2	45	22.5	45	0			
												INTERCEPTIONS	NO	YDS	AVG	LG	TD	INTERCEPTIONS	NO	YDS	AVG	LG	TD			
												L. Prestridge	4	191	47.8	33.3	0	0	49	K. Justin	1	45	45.0	45	0	
												TOTAL	4	191	47.8	33.3	0	0	49	G. Johnson	1	0	0.0	0	0	
												TOTAL	4	191	47.8	33.3	0	0	49	TOTAL	2	45	22.5	45	0	
												PUNT RETURNS	NO	YDS	AVG	FC	LG	TD	PUNT RETURNS	NO	YDS	AVG	FC	LG	TD	
												Z. Thomas	3	10	3.3	0	6	0	P. Johns	4	58	14.5	0	19	0	
												RETURNS	3	10	3.3	0	6	0	RETURNS	4	58	14.5	0	19	0	
												KICKOFF RETURNS	NO	YDS	AVG	FC	LG	TD	KICKOFF RETURNS	NO	YDS	AVG	FC	LG	TD	
												Z. Thomas	4	81	20.3	0	22	0	Z. Dixon	2	43	21.5	0	31	0	
												S. Wilson	2	37	18.5	0	20	0	RETURNS	2	43	21.5	0	31	0	
												RETURNS	6	118	19.7	0	22	0	RETURNS	2	43	21.5	0	31	0	
												Denver Broncos	Own	Opp.	Out	Denver Broncos	Own	Opp.	Out	Seattle Seahawks	Own	Opp.	Out			
												FUMBLES	Fum	Lost	Rec.	Yds	TD	Fum	Lost	Rec.	Yds	TD				
												G. Willhite	1	1	0	0	0	0	0	0	0	0	0			
												TOTAL	1	1	0	0	0	0	0	0	0	0	0			
												FUMBLES	Fum	Lost	Rec.	Yds	TD	Fum	Lost	Rec.	Yds	TD				
												C. Warner	1	0	0	0	0	0	0	0	0	0				
												P. Metzelaars	0	0	1	0	0	0	0	0	0	0				
												P. Moyer	0	0	0	0	0	0	1	0	0	0				
												TOTAL	1	0	1	0	0	0	1	0	0	0				

FINAL TEAM STATISTICS

BRONCOS										SEAHAWKS											
TOTAL FIRST DOWNS	21					17					TOTAL FIRST DOWNS	4-48					3-42				
By Rushing	5					8					Had Blocked	0					0				
By Passing	14					9					FGs - PATs Had Blocked	0-0					0-0				
By Penalty	2					0					TOTAL RETURN YARDAGE (Not Including Kickoffs)	9-128					8-146				
THIRD DOWN EFFICIENCY	9-17-53%					5-10-50%					No. and Yards Punt Returns	3-10					4-58				
FOURTH DOWN EFFICIENCY	1-2-50%					1-1-100%					No. and Yards Kickoff Returns	6-118					2-43				
TOTAL NET YARDS	360					324					No. and Yards Interception Returns	0-0					2-45				
Total Offensive Plays (inc. times thrown passing)	69					53					PENALTIES Number and Yards	5-35					3-34				
Average gain per offensive play	5.2					6.1					FUMBLES Number and Lost	1-1					1-0				
NET YARDS RUSHING	125					145					TOUCHDOWNS	1					4				
Total Rushing Plays	33					38					Rushing	0					1				
Average gain per rushing play	3.8					3.8					Passing	1					3				
NET YARDS PASSING	235					179					Returns	0					0				
Times thrown - yards lost attempting to pass	2-19					2-21					EXTRA POINTS Made-Attempts	1-1					4-4				
Gross yards passing	254					200					FIELD GOALS Made-Attempts	0-0					1-1				
PASS ATTEMPTS-COMPLETIONS-HAD INTERCEPTED	34-24-2					13-12-0					SAFETIES	0					0				
Average gain per pass play (inc. # thrown passing)	6.5					11.9					FINAL SCORE	7					31				
											TIME OF POSSESSION	30:57					29:03				

BRONCOS DEFENSIVE STATISTICS

(based on unofficial press box statistics)

BRONCOS										SEAHAWKS									
PLAYER	UT	A	TT	S-YDS	I-YDS	PD	FF	FR		PLAYER	UT	A	TT	S-YDS	I-YDS	PD	FF	FR	
J. Ryan	6	1	7	0-0	0-0	0	0	0		S. Foley	2	3	5	0-0	0-0	0	0	0	
S. Busick	5	1	6	0-0	0-0	0	0	0		R. Jones	2	3	5	0-0	0-0	0	0	0	
T. Jackson	5	1	6	0-0	0-0	0	0	0		D. Smith	4	0	4	0-0	0-0	0	0	0	
R. Gradishar	4	2	6	0-0	0-0	0	0	0		L. Wright	2	0	2	0-0	0-0	0	0	0	
M. Harden	4	2	6	0-0	0-0	0	0	0		K. Woodard	2	0	2	1-11	0-0	0	0	0	
B. Chavous	2	4	6	0-0	0-0	0	0	0		B. Manor	1	0	1	1-10	0-0	0	0	0	
R. Carter	4	1	5	0-0	0-0	0	0	0		W. Myers	1	0	1	0-0	0-0	0	0	0	
D. Latimer	4	1	5	0-0	0-0	0	0	0		TEAM TOTALS	48	19	67	2-21	0-0	0	0	0	



Houston 13, Denver 7

Sunday, Dec. 23, 1979 • 3 p.m. CST • Astrodome • Houston

WEATHER: Indoors • ATTENDANCE: 48,776 • TIME: 2:59

1979 AFC Wild Card Playoff Game

Toni Fritsch kicked two field goals that provided the margin of victory as the Houston Oilers played strong second-half defense to defeat the Denver Broncos 13-7 in an AFC Wild Card Playoff Game at the Astrodome in front of 48,776 fans.

Fritsch opened the scoring with a 31-yard first-quarter field goal, which capped an 11-play, 64-yard drive.

Denver came back to take a 7-3 lead later in the opening period on a 7-yard pass from Craig Morton to running back Dave Preston. The scoring drive covered 80 yards on 11 plays.

Houston went ahead to stay on a 3-yard run by Earl Campbell at 14:14 of the second quarter. The scoring drive totaled 74 yards on nine plays, but Campbell was injured on the touchdown run and did not return to action in the second half. Houston took the 10-7 lead into halftime.

After a scoreless third quarter, Denver linebacker Bob Swenson intercepted a Gifford Nielsen pass at the Oilers' 26-yard line midway through the fourth period. However, two sacks of Morton led to a 50-yard field goal attempt by Fred Steinfeld that hit the upright.

On the ensuing possession, the Oilers drove for a second field goal by Fritsch, this one from 20 yards that provided the final victory margin for Houston.

Denver drove to the Houston 27-yard line at the 2-minute mark, but the Oilers' defense again rose to the occasion to stifle the threat and secure the win.

Oilers quarterback Dan Pastorini and wide receiver Ken Burrough left the contest due to injuries early in the second half, putting a severe crimp in the Houston attack. But the Broncos were able to move the ball for only 216 yards, and the tenacious Houston defense sacked Morton six times for 40 yards on the afternoon.

Morton finished the game with 144 yards on 14-of-27 passing with one touchdown and one interception. On the ground, Houston's defense held the Broncos to just 51 yards by Otis Armstrong and 29 by Larry Canada. Denver also was limited to 4-of-13 (30.8%) success on third down and was forced to punt six times in the contest.

For Houston, Pastorini threw for 149 yards on 8-of-18 passing with one interception. Campbell rushed for 50 yards on 16 carries and Carpenter added 59 yards on 16 carries.

OFFICIALS:

Referee — Gene Barth (14); **Umpire** — Bob Boylston (101); **Line Judge** — Bill Reynolds (53); **Side Judge** — Royal Cathcart (16); **Head Linesman** — Gil Mace (90); **Back Judge** — Jim Kearney (107); **Field Judge** — Bob Lewis (18).

DENVER BRONCOS

OFFENSE		DEFENSE	
WR 80	R. Upchurch	LE 79	B. Chavous
LT 70	D. Studdard	NT 68	R. Carter
LG 62	T. Glassic	RE 66	B. Manor
C 64	B. Bryan	LOLB 51	B. Swenson
RG 60	P. Howard	LILB 59	J. Rizzo
RT 71	C. Minor	RILB 53	R. Gradishar
TE 88	R. Odoms	ROLB 57	T. Jackson
WR 25	H. Moses	LCB 20	L. Wright
QB 7	C. Morton	RCB 43	S. Foley
RB 24	O. Armstrong	SS 36	B. Thompson
RB 32	J. Keyworth	WS 29	B. Jackson

BRONCOS SUBSTITUTIONS: P 11 L. Prestridge, QB 14 N. Weese, K 15 J. Turner, K 19 F. Steinfeld, CB 23 C. Pane, RB 30 J. Jensen, RB 35 L. Canada, SS 40 C. West, RB 46. D. Preston, LB 50 J. Ryan, C 55 K. Brown, LB 56 L. Evans, LB 58 R. Nairne, DE 63 J. Grant, G 65 G. Hyde, DT 72 D. Latimer, T 73 K. Clark, WR 81 S. Watson, WR 84 V. Kinney, TE 85 R. Egluff, TE 88 R. Odoms. **DID NOT PLAY:** QB 12 C. Penrose, S 47 G. Atkinson, DE 78 B. Radford.

HOUSTON OILERS

OFFENSE		DEFENSE	
WR 00	K. Burrough	DE 69	A. Dorris
LT 74	L. Gray	MG 78	C. Culp
LG 58	D. Carter	DE 65	E. Bethea
C 55	C. Mauck	LB 59	T. Washington
RG 60	E. Fisher	LB 54	G. Bingham
RT 70	C. Hayman	LB 53	A. Stringer
TE 86	M. Barber	LB 52	R. Brazile
WR 88	R. Caster	CB 33	J.C. Wilson
QB 7	D. Pastorini	CB 27	G. Sternrick
RB 45	T. Wilson	SS 32	V. Perry
RB 34	E. Campbell	WS 37	M. Reinfeldt

OILERS SUBSTITUTIONS: QB 12 G. Werkens, QB 14 G. Nielsen, K 16 T. Fritsch, P 18 C. Parsley, DB 20 B. Currier, DB 21 C. Jefferson, RB 26 R. Carpenter, DB 36 C. Hartwig, RB 42 B. Clark, RB 47 R. Coleman, LB 50 D. Hunt, LB 51 T. Thompson, LB 63 S. Baumgartner, DT 67 M. Stenerud, G 68 T. Randall, MG 71 K. Kennard, DE 75 J. Baker, T 76 M. Towns, WR 81 J. Groth, WR 82 M. Renfro, WR 85 R. Ellander, TE 87 C. Rucker. **DID NOT PLAY:** G 64 G. Reihner.

		1	2	3	4	OT	TOTAL		FIELD GOALS (made () & missed)
VISITOR	Denver Broncos	7	0	0	0	—	7		F. Steinfeld 50HU
HOME	Houston Oilers	3	7	0	3	—	13		T. Fritsch (31) (20)

Team	Qtr	Clock Time	PLAY DESCRIPTION (Extra Point) (Drive Info)	SCORE	
				Visitor	Home
OILERS	1	4:58	T. Fritsch 31 yd. Field Goal (11-64, 4:59)	0	3
BRONCOS	1	11:33	D. Preston 7 yd. pass from C. Morton (J. Turner, kick) (11-80, 6:35)	7	3
OILERS	2	14:14	E. Campbell 3 yd. run (T. Fritsch, kick) (9-74, 1:47)	7	10
OILERS	4	10:42	T. Fritsch 20 yd. Field Goal (6-17, 3:35)	7	13

FINAL INDIVIDUAL STATISTICS

Denver Broncos										Houston Oilers																																																																																																																																																																																																																																																																																																																																																																																																																																																																																																																																																																																																																																																																																																							
RUSHING																																																																																																																																																																																																																																																																																																																																																																																																																																																																																																																																																																																																																																																																																																																	
O. Armstrong	ATT	YDS	AVG	LG	TD	R. Carpenter	ATT	YDS	AVG	LG	TD	L. Canada	4	29	7.2	13	0	E. Campbell	16	50	3.1	9	1	D. Preston	9	24	2.7	7	0	T. Wilson	8	21	2.6	5	0	J. Jensen	4	5	1.2	3	0	R. Coleman	2	5	2.5	4	0	R. Upchurch	1	3	3.0	3	0	C. Morton	2	0	0.0	0	0	TOTAL	32	112	3.5	15	0	TOTAL	42	135	3.2	9	1	PASSING																				TKD/										TKD/										C. Morton	ATT	CMP	YDS	YD	TD	LG	IN	Rtg.	D. Pastorini	ATT	CMP	YDS	YD	TD	LG	IN	Rtg.	G. Nielsen	4	2	9	0/0	0	6	1	16.7	TOTAL	27	14	144	6/40	1	25	1	64.4	TOTAL	22	10	158	1/11	0	41	2	32.0	PASS RECEIVING																				D. Preston	NO	YDS	AVG	LG	TD	T. Wilson	NO	YDS	AVG	LG	TD	H. Moses	3	47	15.7	25	0	R. Carpenter	3	26	8.7	13	0	O. Armstrong	2	22	11.0	13	0	R. Coleman	1	41	41.0	41	0	R. Odoms	2	3	1.5	3	0	M. Barber	1	31	31.0	31	0	R. Egloff	1	17	17.0	17	0	E. Campbell	1	7	7.0	7	0	J. Jensen	1	11	11.0	11	0	TOTAL	14	144	10.3	25	1	TOTAL	10	158	15.8	41	0	L. Canada	1	4	4.0	4	0	INTERCEPTIONS																				TOTAL	2	12	12.0	12	0	B. Thompson	NO	YDS	AVG	LG	TD	G. Bingham	1	15	15.0	15	0	B. Swenson	1	0	0.0	0	0	TOTAL	1	15	15.0	15	0	TOTAL	2	12	6.0	12	0	PUNTING																				IN20										IN20										L. Prestridge	NO	YDS	AVG	NET	TB	LG	TD	C. Parsley	NO	YDS	AVG	NET	TB	LG	TD	TOTAL	6	266	44.4	37.3	0	3	52	TOTAL	5	216	43.2	38.2	0	3	49	PUNT RETURNS																				R. Upchurch	NO	YDS	AVG	FC	LG	TD	R. Ellender	NO	YDS	AVG	FC	LG	TD	TOTAL	2	25	12.5	0	17	0	TOTAL	5	42	8.4	1	17	0	KICKOFF RETURNS																				D. Preston	NO	YDS	AVG	FC	LG	TD	C. Hartwig	NO	YDS	AVG	FC	LG	TD	TOTAL	3	56	18.7	0	22	0	TOTAL	1	26	26.0	0	26	0	R. Upchurch	1	27	27.0	0	27	0	RETURN RETURNS																				TOTAL	4	83	20.8	0	27	0	TOTAL	1	26	26.0	0	26	0	Denver Broncos																				Houston Oilers																				Own										Own										Opp.										Opp.										Fumbles										Fumbles										FF										FF										C. Morton	Fum	Lost	Rec.	Yds	TD	FF	Rec.	Yds	TD	Bnds	C. Morton	Fum	Lost	Rec.	Yds	TD	FF	Rec.	Yds	TD	Bnds	TOTAL	1	0	1	0	0	0	0	0	0	0	TOTAL	0	0	0	0	0	0	0	0	0	0
R. Upchurch	1	3	3.0	3	0	C. Morton	2	0	0.0	0	0	TOTAL	32	112	3.5	15	0	TOTAL	42	135	3.2	9	1																																																																																																																																																																																																																																																																																																																																																																																																																																																																																																																																																																																																																																																																																										
PASSING																																																																																																																																																																																																																																																																																																																																																																																																																																																																																																																																																																																																																																																																																																																	
TKD/										TKD/																																																																																																																																																																																																																																																																																																																																																																																																																																																																																																																																																																																																																																																																																																							
C. Morton	ATT	CMP	YDS	YD	TD	LG	IN	Rtg.	D. Pastorini	ATT	CMP	YDS	YD	TD	LG	IN	Rtg.	G. Nielsen	4	2	9	0/0	0	6	1	16.7	TOTAL	27	14	144	6/40	1	25	1	64.4	TOTAL	22	10	158	1/11	0	41	2	32.0	PASS RECEIVING																				D. Preston	NO	YDS	AVG	LG	TD	T. Wilson	NO	YDS	AVG	LG	TD	H. Moses	3	47	15.7	25	0	R. Carpenter	3	26	8.7	13	0	O. Armstrong	2	22	11.0	13	0	R. Coleman	1	41	41.0	41	0	R. Odoms	2	3	1.5	3	0	M. Barber	1	31	31.0	31	0	R. Egloff	1	17	17.0	17	0	E. Campbell	1	7	7.0	7	0	J. Jensen	1	11	11.0	11	0	TOTAL	14	144	10.3	25	1	TOTAL	10	158	15.8	41	0	L. Canada	1	4	4.0	4	0	INTERCEPTIONS																				TOTAL	2	12	12.0	12	0	B. Thompson	NO	YDS	AVG	LG	TD	G. Bingham	1	15	15.0	15	0	B. Swenson	1	0	0.0	0	0	TOTAL	1	15	15.0	15	0	TOTAL	2	12	6.0	12	0	PUNTING																				IN20										IN20										L. Prestridge	NO	YDS	AVG	NET	TB	LG	TD	C. Parsley	NO	YDS	AVG	NET	TB	LG	TD	TOTAL	6	266	44.4	37.3	0	3	52	TOTAL	5	216	43.2	38.2	0	3	49	PUNT RETURNS																				R. Upchurch	NO	YDS	AVG	FC	LG	TD	R. Ellender	NO	YDS	AVG	FC	LG	TD	TOTAL	2	25	12.5	0	17	0	TOTAL	5	42	8.4	1	17	0	KICKOFF RETURNS																				D. Preston	NO	YDS	AVG	FC	LG	TD	C. Hartwig	NO	YDS	AVG	FC	LG	TD	TOTAL	3	56	18.7	0	22	0	TOTAL	1	26	26.0	0	26	0	R. Upchurch	1	27	27.0	0	27	0	RETURN RETURNS																				TOTAL	4	83	20.8	0	27	0	TOTAL	1	26	26.0	0	26	0	Denver Broncos																				Houston Oilers																				Own										Own										Opp.										Opp.										Fumbles										Fumbles										FF										FF										C. Morton	Fum	Lost	Rec.	Yds	TD	FF	Rec.	Yds	TD	Bnds	C. Morton	Fum	Lost	Rec.	Yds	TD	FF	Rec.	Yds	TD	Bnds	TOTAL	1	0	1	0	0	0	0	0	0	0	TOTAL	0	0	0	0	0	0	0	0	0	0																																																																																																																
TOTAL	27	14	144	6/40	1	25	1	64.4	TOTAL	22	10	158	1/11	0	41	2	32.0																																																																																																																																																																																																																																																																																																																																																																																																																																																																																																																																																																																																																																																																																																
PASS RECEIVING																																																																																																																																																																																																																																																																																																																																																																																																																																																																																																																																																																																																																																																																																																																	
D. Preston	NO	YDS	AVG	LG	TD	T. Wilson	NO	YDS	AVG	LG	TD	H. Moses	3	47	15.7	25	0	R. Carpenter	3	26	8.7	13	0	O. Armstrong	2	22	11.0	13	0	R. Coleman	1	41	41.0	41	0	R. Odoms	2	3	1.5	3	0	M. Barber	1	31	31.0	31	0	R. Egloff	1	17	17.0	17	0	E. Campbell	1	7	7.0	7	0	J. Jensen	1	11	11.0	11	0	TOTAL	14	144	10.3	25	1	TOTAL	10	158	15.8	41	0	L. Canada	1	4	4.0	4	0	INTERCEPTIONS																				TOTAL	2	12	12.0	12	0	B. Thompson	NO	YDS	AVG	LG	TD	G. Bingham	1	15	15.0	15	0	B. Swenson	1	0	0.0	0	0	TOTAL	1	15	15.0	15	0	TOTAL	2	12	6.0	12	0	PUNTING																				IN20										IN20										L. Prestridge	NO	YDS	AVG	NET	TB	LG	TD	C. Parsley	NO	YDS	AVG	NET	TB	LG	TD	TOTAL	6	266	44.4	37.3	0	3	52	TOTAL	5	216	43.2	38.2	0	3	49	PUNT RETURNS																				R. Upchurch	NO	YDS	AVG	FC	LG	TD	R. Ellender	NO	YDS	AVG	FC	LG	TD	TOTAL	2	25	12.5	0	17	0	TOTAL	5	42	8.4	1	17	0	KICKOFF RETURNS																				D. Preston	NO	YDS	AVG	FC	LG	TD	C. Hartwig	NO	YDS	AVG	FC	LG	TD	TOTAL	3	56	18.7	0	22	0	TOTAL	1	26	26.0	0	26	0	R. Upchurch	1	27	27.0	0	27	0	RETURN RETURNS																				TOTAL	4	83	20.8	0	27	0	TOTAL	1	26	26.0	0	26	0	Denver Broncos																				Houston Oilers																				Own										Own										Opp.										Opp.										Fumbles										Fumbles										FF										FF										C. Morton	Fum	Lost	Rec.	Yds	TD	FF	Rec.	Yds	TD	Bnds	C. Morton	Fum	Lost	Rec.	Yds	TD	FF	Rec.	Yds	TD	Bnds	TOTAL	1	0	1	0	0	0	0	0	0	0	TOTAL	0	0	0	0	0	0	0	0	0	0																																																																																																																																																																																	
J. Jensen	1	11	11.0	11	0	TOTAL	14	144	10.3	25	1	TOTAL	10	158	15.8	41	0																																																																																																																																																																																																																																																																																																																																																																																																																																																																																																																																																																																																																																																																																																
L. Canada	1	4	4.0	4	0	INTERCEPTIONS																																																																																																																																																																																																																																																																																																																																																																																																																																																																																																																																																																																																																																																																																																											
TOTAL	2	12	12.0	12	0	B. Thompson	NO	YDS	AVG	LG	TD	G. Bingham	1	15	15.0	15	0	B. Swenson	1	0	0.0	0	0	TOTAL	1	15	15.0	15	0	TOTAL	2	12	6.0	12	0	PUNTING																				IN20										IN20										L. Prestridge	NO	YDS	AVG	NET	TB	LG	TD	C. Parsley	NO	YDS	AVG	NET	TB	LG	TD	TOTAL	6	266	44.4	37.3	0	3	52	TOTAL	5	216	43.2	38.2	0	3	49	PUNT RETURNS																				R. Upchurch	NO	YDS	AVG	FC	LG	TD	R. Ellender	NO	YDS	AVG	FC	LG	TD	TOTAL	2	25	12.5	0	17	0	TOTAL	5	42	8.4	1	17	0	KICKOFF RETURNS																				D. Preston	NO	YDS	AVG	FC	LG	TD	C. Hartwig	NO	YDS	AVG	FC	LG	TD	TOTAL	3	56	18.7	0	22	0	TOTAL	1	26	26.0	0	26	0	R. Upchurch	1	27	27.0	0	27	0	RETURN RETURNS																				TOTAL	4	83	20.8	0	27	0	TOTAL	1	26	26.0	0	26	0	Denver Broncos																				Houston Oilers																				Own										Own										Opp.										Opp.										Fumbles										Fumbles										FF										FF										C. Morton	Fum	Lost	Rec.	Yds	TD	FF	Rec.	Yds	TD	Bnds	C. Morton	Fum	Lost	Rec.	Yds	TD	FF	Rec.	Yds	TD	Bnds	TOTAL	1	0	1	0	0	0	0	0	0	0	TOTAL	0	0	0	0	0	0	0	0	0	0																																																																																																																																																																																																																																																																																									
B. Swenson	1	0	0.0	0	0	TOTAL	1	15	15.0	15	0																																																																																																																																																																																																																																																																																																																																																																																																																																																																																																																																																																																																																																																																																																						
TOTAL	2	12	6.0	12	0	PUNTING																																																																																																																																																																																																																																																																																																																																																																																																																																																																																																																																																																																																																																																																																																											
IN20										IN20																																																																																																																																																																																																																																																																																																																																																																																																																																																																																																																																																																																																																																																																																																							
L. Prestridge	NO	YDS	AVG	NET	TB	LG	TD	C. Parsley	NO	YDS	AVG	NET	TB	LG	TD	TOTAL	6	266	44.4	37.3	0	3	52	TOTAL	5	216	43.2	38.2	0	3	49	PUNT RETURNS																				R. Upchurch	NO	YDS	AVG	FC	LG	TD	R. Ellender	NO	YDS	AVG	FC	LG	TD	TOTAL	2	25	12.5	0	17	0	TOTAL	5	42	8.4	1	17	0	KICKOFF RETURNS																				D. Preston	NO	YDS	AVG	FC	LG	TD	C. Hartwig	NO	YDS	AVG	FC	LG	TD	TOTAL	3	56	18.7	0	22	0	TOTAL	1	26	26.0	0	26	0	R. Upchurch	1	27	27.0	0	27	0	RETURN RETURNS																				TOTAL	4	83	20.8	0	27	0	TOTAL	1	26	26.0	0	26	0	Denver Broncos																				Houston Oilers																				Own										Own										Opp.										Opp.										Fumbles										Fumbles										FF										FF										C. Morton	Fum	Lost	Rec.	Yds	TD	FF	Rec.	Yds	TD	Bnds	C. Morton	Fum	Lost	Rec.	Yds	TD	FF	Rec.	Yds	TD	Bnds	TOTAL	1	0	1	0	0	0	0	0	0	0	TOTAL	0	0	0	0	0	0	0	0	0	0																																																																																																																																																																																																																																																																																																																																																																					
TOTAL	6	266	44.4	37.3	0	3	52	TOTAL	5	216	43.2	38.2	0	3	49																																																																																																																																																																																																																																																																																																																																																																																																																																																																																																																																																																																																																																																																																																		
PUNT RETURNS																																																																																																																																																																																																																																																																																																																																																																																																																																																																																																																																																																																																																																																																																																																	
R. Upchurch	NO	YDS	AVG	FC	LG	TD	R. Ellender	NO	YDS	AVG	FC	LG	TD	TOTAL	2	25	12.5	0	17	0	TOTAL	5	42	8.4	1	17	0	KICKOFF RETURNS																				D. Preston	NO	YDS	AVG	FC	LG	TD	C. Hartwig	NO	YDS	AVG	FC	LG	TD	TOTAL	3	56	18.7	0	22	0	TOTAL	1	26	26.0	0	26	0	R. Upchurch	1	27	27.0	0	27	0	RETURN RETURNS																				TOTAL	4	83	20.8	0	27	0	TOTAL	1	26	26.0	0	26	0	Denver Broncos																				Houston Oilers																				Own										Own										Opp.										Opp.										Fumbles										Fumbles										FF										FF										C. Morton	Fum	Lost	Rec.	Yds	TD	FF	Rec.	Yds	TD	Bnds	C. Morton	Fum	Lost	Rec.	Yds	TD	FF	Rec.	Yds	TD	Bnds	TOTAL	1	0	1	0	0	0	0	0	0	0	TOTAL	0	0	0	0	0	0	0	0	0	0																																																																																																																																																																																																																																																																																																																																																																																																																									
TOTAL	2	25	12.5	0	17	0	TOTAL	5	42	8.4	1	17	0																																																																																																																																																																																																																																																																																																																																																																																																																																																																																																																																																																																																																																																																																																				
KICKOFF RETURNS																																																																																																																																																																																																																																																																																																																																																																																																																																																																																																																																																																																																																																																																																																																	
D. Preston	NO	YDS	AVG	FC	LG	TD	C. Hartwig	NO	YDS	AVG	FC	LG	TD	TOTAL	3	56	18.7	0	22	0	TOTAL	1	26	26.0	0	26	0	R. Upchurch	1	27	27.0	0	27	0	RETURN RETURNS																				TOTAL	4	83	20.8	0	27	0	TOTAL	1	26	26.0	0	26	0	Denver Broncos																				Houston Oilers																				Own										Own										Opp.										Opp.										Fumbles										Fumbles										FF										FF										C. Morton	Fum	Lost	Rec.	Yds	TD	FF	Rec.	Yds	TD	Bnds	C. Morton	Fum	Lost	Rec.	Yds	TD	FF	Rec.	Yds	TD	Bnds	TOTAL	1	0	1	0	0	0	0	0	0	0	TOTAL	0	0	0	0	0	0	0	0	0	0																																																																																																																																																																																																																																																																																																																																																																																																																																																																									
TOTAL	3	56	18.7	0	22	0	TOTAL	1	26	26.0	0	26	0																																																																																																																																																																																																																																																																																																																																																																																																																																																																																																																																																																																																																																																																																																				
R. Upchurch	1	27	27.0	0	27	0	RETURN RETURNS																																																																																																																																																																																																																																																																																																																																																																																																																																																																																																																																																																																																																																																																																																										
TOTAL	4	83	20.8	0	27	0	TOTAL	1	26	26.0	0	26	0																																																																																																																																																																																																																																																																																																																																																																																																																																																																																																																																																																																																																																																																																																				
Denver Broncos																				Houston Oilers																																																																																																																																																																																																																																																																																																																																																																																																																																																																																																																																																																																																																																																																																													
Own										Own										Opp.										Opp.																																																																																																																																																																																																																																																																																																																																																																																																																																																																																																																																																																																																																																																																																			
Fumbles										Fumbles										FF										FF																																																																																																																																																																																																																																																																																																																																																																																																																																																																																																																																																																																																																																																																																			
C. Morton	Fum	Lost	Rec.	Yds	TD	FF	Rec.	Yds	TD	Bnds	C. Morton	Fum	Lost	Rec.	Yds	TD	FF	Rec.	Yds	TD	Bnds																																																																																																																																																																																																																																																																																																																																																																																																																																																																																																																																																																																																																																																																																												
TOTAL	1	0	1	0	0	0	0	0	0	0	TOTAL	0	0	0	0	0	0	0	0	0	0																																																																																																																																																																																																																																																																																																																																																																																																																																																																																																																																																																																																																																																																																												

FINAL TEAM STATISTICS

BRONCOS										OILERS																													
TOTAL FIRST DOWNS																																							
By Rushing										By Rushing										By Passing										By Passing									
By Penalty										By Penalty										By Penalty										By Penalty									
THIRD DOWN EFFICIENCY										THIRD DOWN EFFICIENCY										FOURTH DOWN EFFICIENCY										FOURTH DOWN EFFICIENCY									
TOTAL NET YARDS										TOTAL NET YARDS										TOTAL NET YARDS										TOTAL NET YARDS									
Total Offensive Plays (inc. times thrown passing)										Total Offensive Plays (inc. times thrown passing)										Average gain per offensive play										Average gain per offensive play									
NET YARDS RUSHING										NET YARDS RUSHING										NET YARDS RUSHING										NET YARDS RUSHING									
Total Rushing Plays										Total Rushing Plays										Average gain per rushing play										Average gain per rushing play									
NET YARDS PASSING										NET YARDS PASSING										Times thrown - yards lost attempting to pass										Times thrown - yards lost attempting to pass									
Gross yards passing										Gross yards passing										PASS ATTEMPTS-COMPLETIONS-HAD INTERCEPTED										PASS ATTEMPTS-COMPLETIONS-HAD INTERCEPTED									
Average gain per pass play (inc. # thrown passing)										Average gain per pass play (inc. # thrown passing)										PUNTS Number and Average										PUNTS Number and Average									
																				Had Blocked										Had Blocked									
																				FGs - PATS Had Blocked										FGs - PATS Had Blocked									
																				TOTAL RETURN YARDAGE (Not Including Kickoffs)										TOTAL RETURN YARDAGE (Not Including Kickoffs)									
																				No. and Yards Punt Returns										No. and Yards Punt Returns									
																				No. and Yards Kickoff Returns										No. and Yards Kickoff Returns									
																				No. and Yards Interception Returns										No. and Yards Interception Returns									
																				PENALTIES Number and Yards										PENALTIES Number and Yards									
																				FUMBLES Number and Lost										FUMBLES Number and Lost									
																				TOUCHDOWNS										TOUCHDOWNS									
																				Rushing										Rushing									
																				Passing										Passing									
																				Returns										Returns									
																				EXTRA POINTS Made-Attempts										EXTRA POINTS Made-Attempts									
																				FIELD GOALS Made-Attempts										FIELD GOALS Made-Attempts									
																				SAFETIES										SAFETIES									
																				FINAL SCORE										FINAL SCORE									
																				TIME OF POSSESSION										TIME OF POSSESSION									

BRONCOS DEFENSIVE STATISTICS

(based on unofficial press box statistics)

PLAYER	UT	A	TT	S-YDS	I-YDS	PD	FF	FR	PLAYER	UT	A	TT	S-YDS	I-YDS	PD	FF	FR
R. Gradishar	12	1	13	0-0	0-0	2	0	0	B. Manor	2	0	2	0-0	0-0	0	0	0
R. Carter	6	4	10	0-0	0-0	0	0	0	J. Rizzo	2	0	2	0-0	0-0	0	0	0
T. Jackson	4	2	6	0-0	0-0	0	0	0	J. Ryan	2	0	2	0-0	0-0	0	0	0
B. Jackson	4	1	5	0-0	0-0	0	0	0	L. Canada	1	0	1	0-0	0-0	0	0	0
B. Chavous	4	0	4	1-11	0-0	0	0	0	L. Evans	1	0	1	0-0	0-0	0	0	0
B. Swenson	4	0	4	0-0	1-0	1	0	0	J. Grant	1	0	1	0-0	0-0	0	0	0
D. Latimer	3	0	3	0-0	0-0	0	0	0	B. Thompson	1	0	1	0-0	1-12	0	0	0
L. Wright	3	0	3	0-0	0-0	2	0	0	C. West	1	0	1	0-0	0-0	0	0	0
S. Foley	2	0	2	0-0	0-0	2	0	0	TEAM TOTALS	53	8	61	1-11	2-12	7	0	0



Pittsburgh 33, Denver 10

Saturday, Dec. 30, 1978 • 2 p.m. MST • Three Rivers Stadium • Pittsburgh

WEATHER: Light Rain, 33°, Wind S 5 mph • **ATTENDANCE:** 48,921 • **TIME:** 3:02

1978 AFC Divisional Playoff Game

Two fourth-quarter touchdown passes by Pittsburgh quarterback Terry Bradshaw lifted the Steelers to a 33-10 victory against the Denver Broncos in an AFC Divisional Playoff Game in front of 48,921 fans at Three Rivers Stadium.

Bradshaw threw a 45-yard scoring pass to John Stallworth and a 38-yard touchdown to Lynn Swann in the final period, capping a brilliant performance by the Pittsburgh passer.

The Broncos took a 3-0 lead midway through the first quarter on a 37-yard Jim Turner field goal. The Steelers controlled the game following the score, however, posting 16 unanswered points to build a comfortable lead.

Pittsburgh running back Franco Harris scored his first touchdown of the game on a 1-yard plunge that capped an 8-play, 66-yard drive. After the missed extra point attempt, the Steelers held a 6-3 lead at the 12:27 mark of the first quarter.

The Steelers increased their lead on Harris' second touchdown of the game early in the second quarter. He scored on an 18-yard run that gave Pittsburgh a 13-3 advantage before Roy Gerela's 24-yarder upped its margin to 16-3 later in the quarter.

Denver moved to within six points, 16-10, on a 3-yard Dave Preston touchdown run with two minutes left in the first half. But with just seven seconds remaining in the second quarter, Gerela kicked another field goal, a 27-yarder, that sent the Broncos into the locker room trailing 19-10.

Denver threatened to pull closer in the third quarter, but Turner's 29-yard field goal attempt was blocked.

Early in the fourth quarter, Bradshaw found Stallworth for a 45-yard touchdown pass to cap a 4-play, 71-yard drive. A short time later, Swann hauled in a 38-yard touchdown pass from Bradshaw that put the Steelers ahead 33-10.

Pittsburgh recorded 425 yards of total offense with Bradshaw accounting for 272 through the air. He completed 16-of-29 (55.2%) passes to go along with the two touchdowns. Stallworth led all players with 156 yards on 10 receptions, and Swann finished with 52 yards on two catches.

The eventual World Champion Steelers limited the Broncos' offense to just 218 yards. Broncos quarterback Norris Weese finished the game with 118 yards on 8-of-16 passing and was sacked five times. He also was Denver's leading rusher, accounting for 43 yards on four carries.

OFFICIALS:

Referee — Gene Barth (14); **Umpire** — Gordon Wells (89); **Line Judge** — Bob Beeks (59); **Side Judge** — Royal Cathcart (16); **Head Linesman** — Ed Marion (26); **Back Judge** — John Fouch (45); **Field Judge** — Dick Dolack (31).

DENVER BRONCOS

OFFENSE		DEFENSE	
WR 82	J. Dolbin	LE 79	B. Chavous
LT 71	C. Minor	NT 68	R. Carter
LG 62	T. Glassic	RE 77	L. Alzado
C 64	B. Bryan	LOLB 51	B. Swenson
RG 60	P. Howard	LILB 59	J. Rizzo
RT 76	T. Neville	RILB 53	R. Gaddishar
TE 88	R. Odoms	ROLB 57	T. Jackson
WR 25	H. Moses	LC 20	L. Wright
QB 7	C. Morton	RC 43	S. Foley
RB 41	R. Lytle	SS 36	B. Thompson
RB 32	J. Keyworth	WS 29	B. Jackson

BRONCOS SUBSTITUTIONS: P 10 B. Dilts, QB 14 N. Weese, K 15 J. Turner, DB 23 C. Pane, DB 27 M. Harvey, RB 33 L. Perrin, RB 35 L. Canada, DB 40 C. West, RB 46. D. Preston, C 50 B. Maples, LB 55 G. Turk, LB 56 L. Evans, LB 58 R. Nairne, DE 63 J. Grant, G 65 G. Hyde, WR 80 R. Upchurch, WR 84 V. Kinney, TE 87 B. Moore. **DID NOT PLAY:** QB 12 C. Penrose, RB 24 O. Armstrong, DE 66 B. Manor, G 67 S. Schindler.

PITTSBURGH STEELERS

OFFENSE		DEFENSE	
WR 82	J. Stallworth	LE 68	L. Greenwood
LT 55	J. Kolb	LT 75	J. Greene
LG 57	S. Davis	RT 64	S. Furness
C 52	M. Webster	RE 76	J. Banaszak
RG 74	R. Pinney	LLB 59	J. Ham
RT 79	L. Brown	MLB 58	J. Lambert
TE 84	R. Grossman	RLB 56	R. Cole
WR 88	L. Swann	LCB 29	R. Johnson
QB 12	T. Bradshaw	RCB 47	M. Blount
RB 20	R. Bleier	SS 31	D. Shell
RB 32	F. Harris	FS 23	M. Wagner

STEELERS SUBSTITUTIONS: P 5 C. Colquitt, K 10 R. Gerela, QB 15 M. Kruczek, DB 21 T. Dundy, DB 25 R. Oldham, DB 30 L. Anderson, RB 35 J. Deloplaime, RB 38 S. Thornton, RB 39 R. Moser, LB 51 L. Toews, LB 53 D. Winston, DE 65 T. Beasley, T 66 T. Petersen, DT 67 G. Dunn, DE 69 F. Anderson, G 72 G. Mullins, G 77 S. Courson, DE 78 D. White, WR 83 T. Bell, WR 86 J. Smith, TE 87 J. Mandich. **DID NOT PLAY:** QB 18 C. Stoudt, TE 89 B. Cunningham.

		1	2	3	4	OT	TOTAL	FIELD GOALS (made () & missed)	
VISITOR	Denver Broncos	3	7	0	0	—	10	J. Turner	(37) 29B
HOME	Pittsburgh Steelers	6	13	0	14	—	33	R. Gerela	(24) (27)

Team	Qtr	Clock Time	PLAY DESCRIPTION (Extra Point) (Drive Info)	SCORE	
				Visitor	Home
BRONCOS	1	9:10	J. Turner 37 yd. Field Goal (5-6, 3:41)	3	0
STEELERS	1	12:27	F. Harris 1 yd. run (kick failed) (8-66, 3:17)	3	6
STEELERS	2	1:36	F. Harris 18 yd. run (R. Gerela, kick) (4-43, 2:05)	3	13
STEELERS	2	8:54	R. Gerela 24 yd. Field Goal (8-38, 3:20)	3	16
BRONCOS	2	13:04	D. Preston 3 yd. run (J. Turner, kick) (4-49, 2:00)	10	16
STEELERS	2	14:53	R. Gerela 27 yd. Field Goal (7-45, 1:49)	10	19
STEELERS	4	3:29	J. Stallworth 45 yd. pass from T. Bradshaw (R. Gerela, kick) (4-71, 2:14)	10	26
STEELERS	4	4:03	L. Swann 38 yd. pass from T. Bradshaw (R. Gerela, kick) (2-29, 0:21)	10	33

FINAL INDIVIDUAL STATISTICS

Denver Broncos											Pittsburgh Steelers													
RUSHING	ATT	YDS	AVG	LG	TD	RUSHING	ATT	YDS	AVG	LG	TD	RUSHING	ATT	YDS	AVG	LG	TD							
N. Weese	4	43	10.7	12	0	F. Harris	24	105	4.4	18	2	D. Shell	0	0	0	0	0							
D. Preston	4	14	3.5	10	1	R. Bleier	8	26	3.2	8	0	T. Bell	1	0	0	0	0							
J. Keyworth	6	12	2.0	5	0	R. Moser	2	6	3.0	3	0	T. Dungy	0	0	0	0	0							
R. Lytle	5	6	1.2	4	0	T. Bradshaw	2	4	2.0	4	0	T. Bradshaw	2	1	-12	0	0							
L. Perrin	6	6	1.0	8	0	S. Thornton	2	4	2.0	3	0	R. Bleier	1	0	0	0	0							
O. Armstrong	1	3	3.0	3	0	J. Deloplaine	1	4	4.0	4	0	R. Grossman	0	0	0	0	0							
L. Canada	1	3	3.0	3	0	J. Smith	1	4	4.0	4	0	D. Winston	0	0	0	0	0							
TOTAL	27	87	3.2	12	1	TOTAL	40	153	3.8	18	2	TOTAL	4	1	-12	0	2							
PASSING	ATT	CMP	YDS	TD	LG	INT	Rtg.	PASSING	ATT	CMP	YDS	TD	LG	INT	Rtg.	PASSING	ATT	CMP	YDS	TD	LG	INT	Rtg.	
N. Weese	16	8	118	5/30	0	28	0	74.5	T. Bradshaw	29	16	272	0/0	2	45	1	95.8							
C. Morton	5	3	34	1/7	0	19	0	80.4																
B. Dilts	1	1	16	0/0	0	16	0	118.8																
TOTAL	22	12	168	6/37	0	28	0	79.4	TOTAL	29	16	272	0/0	2	45	1	95.8							
PASS RECEIVING	NO	YDS	AVG	LG	TD	PASS RECEIVING	NO	YDS	AVG	LG	TD	PASS RECEIVING	NO	YDS	AVG	LG	TD							
J. Dolbin	4	77	19.3	28	0	J. Stallworth	10	156	15.6	45	1	J. Stallworth	10	156	15.6	45	1							
H. Moses	2	33	16.5	19	0	R. Grossman	4	64	16.0	22	0	R. Grossman	4	64	16.0	22	0							
D. Preston	2	19	9.5	16	0	L. Swann	2	52	26.0	38	1	L. Swann	2	52	26.0	38	1							
L. Perrin	2	16	8.0	11	0																			
R. Odums	1	24	24.0	24	0																			
R. Lytle	1	-1	-1.0	-1	0																			
TOTAL	12	168	14.0	28	0	TOTAL	16	272	17.0	45	2	TOTAL	16	272	17.0	45	2							
INTERCEPTIONS	NO	YDS	AVG	LG	TD	INTERCEPTIONS	NO	YDS	AVG	LG	TD	INTERCEPTIONS	NO	YDS	AVG	LG	TD							
B. Swenson	1	4	4.0	4	0																			
B. Thompson	0	6	6.0	6	0																			
TOTAL	1	10	10.0	6	0	TOTAL	0	0	0.0	—	0	TOTAL	0	0	0.0	—	0							
PUNTING	NO	YDS	AVG	NET	TB	IN20	LG	PUNTING	NO	YDS	AVG	NET	TB	IN20	LG									
B. Dilts	6	204	34.0	29.3	0	1	43	C. Colquitt	2	72	36.0	21.0	0	1	38									
TOTAL	6	204	34.0	29.3	0	1	43	TOTAL	2	72	36.0	21.0	0	1	38									
PUNT RETURNS	NO	YDS	AVG	FC	LG	TD	PUNT RETURNS	NO	YDS	AVG	FC	LG	TD											
R. Upchurch	2	30	15.0	0	22	0	T. Bell	3	7	2.3	1	4	0											
							J. Deloplaine	1	21	21.0	0	21	0											
							J. Smith	0	0	0.0	1	0	0											
RETURNS	2	30	15.0	0	22	0	RETURNS	4	28	7.0	2	21	0											
KICKOFF RETURNS	NO	YDS	AVG	FC	LG	TD	KICKOFF RETURNS	NO	YDS	AVG	FC	LG	TD											
R. Upchurch	3	47	15.7	0	24	0	L. Anderson	2	57	28.5	0	30	0											
L. Perrin	1	18	18.0	0	18	0	S. Thornton	1	8	8.0	0	8	0											
J. Keyworth	1	5	5.0	0	5	0																		
C. Pane	1	0	0.0	0	0	0																		
RETURNS	6	70	11.7	0	24	0	RETURNS	3	65	21.7	0	30	0											
Denver Broncos	FUMBLE	Fum	Lost	Own	Rec.	Yds	TD	Opp.	Rec.	Yds	TD	Out	Bnds	Pittsburgh Steelers	Fum	Own	Lost	Rec.	Yds	TD	Out	Bnds		
L. Canada	1	1	0	0	0	0	0	0	0	0	0	0	0	D. Shell	0	0	0	0	0	0	0	0		
T. Jackson	0	0	0	0	0	0	1	0	0	0	0	0	0	T. Bell	1	0	0	0	0	0	0	0		
R. Upchurch	1	1	0	0	0	0	0	0	0	0	0	0	0	T. Dungy	0	0	0	0	0	0	0	0		
TOTAL	2	2	0	0	0	0	1	0	0	0	0	0	0	TOTAL	4	1	3	-12	0	0	2	0		

FINAL TEAM STATISTICS

BRONCOS										STEELERS																																																																																																																																																	
TOTAL FIRST DOWNS	By Rushing					By Passing					By Penalty					THIRD DOWN EFFICIENCY					FOURTH DOWN EFFICIENCY					TOTAL NET YARDS					Total Offensive Plays (inc. times thrown passing)					NET YARDS RUSHING					Total Rushing Plays					Average gain per rushing play					NET YARDS PASSING					Times thrown — yards lost attempting to pass					Gross yards passing					PASS ATTEMPTS-COMPLETIONS-HAD INTERCEPTED					Average gain per pass play (inc. # thrown passing)					PUNTS Number and Average					Had Blocked					FGs — PATs Had Blocked					TOTAL RETURN YARDAGE (Not Including Kickoffs)					No. and Yards Punt Returns					No. and Yards Kickoff Returns					No. and Yards Interception Returns					PENALTIES Number and Yards					FUMBLES Number and Lost					TOUCHDOWNS					Rushing					Passing					EXTRA POINTS Made-Attempts					FIELD GOALS Made-Attempts					FINAL SCORE					TIME OF POSSESSION				
	15	24	9	11	4	3-14-21%	6-14-43%	218	425	255	69	3.9	6.1	87	153	27	4.8	3.2	131	272	131	0-0	6-37	168	272	22-10-1	29-16-1	4.8	9.4	6-34	2-36	0	0	110	9-3	2-30	4-28	6-70	3-65	1-10	0-0	8-104	11-88	2-2	4-1	1	4	0	2	1-1	3-4	1-2	10	3-2	29:39	30:21																																																																																																			

BRONCOS DEFENSIVE STATISTICS

(based on unofficial press box statistics)

PLAYER	UT	A	TT	S-YDS	I-YDS	PD	FF	FR	PLAYER	UT	A	TT	S-YDS	I-YDS	PD	FF	FR
R. Gradishar	8	5	13	0-0	0-0	0	0	0	J. Grant	3	1	4	0-0	0-0	0	0	0
S. Foley	7	2	9	0-0	0-0	1	0	0	B. Manor	3	1	4	0-0	0-0	0	0	0
B. Swenson	6	3	9	0-0	1-4	1	0	0	B. Thompson	3	1	4	0-0	0-6	1	0	0
J. Rizzo	6	2	8	0-0	0-0	0	0	0	R. Carter	2	1	3	0-0	0-0	0	0	0
L. Wright	5	1	6	0-0	0-0	1	0	0	B. Jackson	2	1	3	0-0	0-0	1	1	0
L. Alzado	4	2	6	0-0	0-0	0	0	0	G. Turk	2	0	2	0-0	0-0	0	0	0
T. Jackson	4	2	6	0-0	0-0	1	0	1	C. West	1	0	1	0-0	0-0	0	0	0
B. Chavous	3	2	5	0-0	0-0	0	0	0	D. Latimer	1	0	1	0-0	0-0	0	0	0
L. Evans	3	1	4	0-0	0-0	0	0	0	TEAM TOTALS	63	25	88	0-0	1-10	6	1	0



Dallas 27, Denver 10

Sunday, Jan. 15, 1978 • 5:17 p.m. CST • Louisiana Superdome • New Orleans

WEATHER: Indoors • ATTENDANCE: 76,400 • TIME: 3:32

Super Bowl XII

The Dallas Cowboys evened their Super Bowl record at 2-2 by defeating the Denver Broncos 27-10

in Super Bowl XII before a sellout crowd of 76,400 fans at the Louisiana Superdome and 90 million television viewers, the largest audience ever to watch a sporting event at the time.

Dallas converted two interceptions by safety Randy Hughes and cornerback Aaron Kyle into 10 points in the first quarter. Efen Herrera added a 43-yard field goal in the second quarter to give the Cowboys a 13-0 halftime advantage.

The Denver offense struggled through the first two quarters. Playing in their first-ever Super Bowl, the Broncos ended the opening half with five giveaways (3 fumbles, 2 interceptions) on their final five possessions.

The Broncos came back momentarily to start the third quarter when Craig Morton engineered a drive to the Cowboys' 30-yard line, where Jim Turner booted a 47-yard field goal to make the score 13-3. After an exchange of punts, Dallas wide receiver Butch Johnson made a spectacular diving catch in the end zone to complete a 45-yard pass from Roger Staubach and put the Cowboys ahead 20-3 at 8:01 of the third quarter.

On the ensuing kickoff, the momentum swung back to the Broncos when Rick Upchurch returned the kick 67 yards to the Dallas 26. Norris Weese relieved Morton at quarterback on the second play of the series with Morton, who was intercepted only eight times during the regular season, having thrown a Super Bowl-record four interceptions in the contest. Weese provided a spark, guiding the Broncos to a touchdown (1-yard run by Rob Lytle) that cut the Dallas lead to 20-10 with 5:39 left in the third.

But Dallas clinched the victory when running back Robert Newhouse threw a 29-yard touchdown pass to Golden Richards on an option play at 7:56 of the fourth quarter.

The Cowboys' offense totaled 325 yards while their defense limited the Broncos to 156 yards for an average of 2.7 yards per play. Dallas also won the time-of-possession battle by posting a 38:34-to-21:26 advantage.

Staubach completed 17-of-25 (68.0%) passes for 183 yards with one touchdown for a 102.6 passer rating. Defensive end Harvey Martin and defensive tackle Randy White, who were named co-MVPs, led a Cowboys defense that posted eight takeaways (4 fumbles, 4 interceptions) for the game.

OFFICIALS:

Referee — Jim Tunney (32); **Umpire** — Joe Connell (57); **Line Judge** — Art Holst (33); **Head Linesman** — Tony Veteri (36); **Back Judge** — Ray Douglas (5); **Field Judge** — Bob Wortman (84).

DENVER BRONCOS

OFFENSE		DEFENSE	
WR 82 J. Dolbin	LE 79 B. Chavous	LT 74 A. Maurer	NT 68 R. Carter
LG 62 T. Glassic	RE 77 L. Alzado	C 52 M. Montler	LOLB 51 B. Swenson
RG 60 P. Howard	LILB 59 J. Rizzo	RT 71 C. Minor	RILB 53 R. Gradishar
TE 88 R. Odoms	ROLB 57 T. Jackson	WR 25 H. Moses	LCB 20 L. Wright
QB 27 C. Morton	RCB 43 S. Foley	RB 24 O. Armstrong	SS 36 B. Thompson
RB 32 J. Keyworth	FS 29 B. Jackson		

BRONCOS SUBSTITUTIONS: P 10 B. Dilts, QB 14 N. Weese, K 15 J. Turner, DB 21 R. Polt, RB 30 J. Jensen, RB 35 L. Perrin, DB 40 R. Rich, RB 41 R. Lytle, C 50 B. Maples, LB 55 G. Turk, LB 56 L. Evans, LB 58 R. Nairne, DE 63 J. Grant, G 65 G. Hyde, DE 66 B. Manor, DT 70 P. Smith, T 73 H. Allison, WR 80 R. Upchurch, TE 85 R. Egloff, WR 86 J. Schultz. **DID NOT PLAY:** QB 12 C. Penrose. **INACTIVE:** DB 26 L. Riley, G 67 S. Schindler.

DALLAS COWBOYS

OFFENSE		DEFENSE	
WR 86 B. Johnson	LE 72 E. Jones	LT 75 J. Pugh	RT 54 R. White
LG 68 H. Scott	RE 79 H. Martin	C 62 J. Fitzgerald	LLB 56 T. Henderson
RG 64 T. Rafferty	MLB 53 B. Breunig	RT 67 P. Donovan	RLB 50 D. D. Lewis
TE 89 B. DuPree	LCB 31 B. Barnes	WR 88 D. Pearson	RCB 25 A. Kyle
QB 12 R. Staubach	SS 41 C. Waters	RB 33 T. Dorsett	FS 43 C. Harris
RB 44 R. Newhouse			

COWBOYS SUBSTITUTIONS: K 1 E. Herrera, QB/P 11 D. White, DB 20 M. Renfro, RB 21 D. Dennison, RB 26 P. Pearson, RB 35 S. Laidlaw, RB 36 L. Brinson, S 42 R. Hughes, CB 46 M. Washington, LB 57 B. Huther, LB 58 M. Hegman, LB 59 G. Brown, OL 61 J. Cooper, DL 63 L. Cole, DE 65 D. Stalls, G 66 B. Lawless, T 70 R. Wright, T 71 A. Frederick, DL 77 B. Gregory, WR 80 T. Hill, WR 83 G. Richards. **INACTIVE:** QB 18 G. Careno, TE 87 J. Saldi.

		1	2	3	4	OT	TOTAL	FIELD GOALS (made () & missed)	
VISITOR	Dallas Cowboys	10	3	7	7	—	27	E. Herrera	(35) (43) 43WL 32WR 44WL
HOME	Denver Broncos	0	0	10	0	—	10	J. Turner	(47)

Team	Qtr	Clock Time	PLAY DESCRIPTION (Extra Point) (Drive Info)	SCORE	
				Visitor	Home
COWBOYS	1	10:31	T. Dorsett 3 yd. run (E. Herrera, kick) (5-25, 2:40)	7	0
COWBOYS	1	13:29	E. Herrera 35 yd. Field Goal (6-17, 1:56)	10	0
COWBOYS	2	3:44	E. Herrera 43 yd. Field Goal (8-32, 3:31)	13	0
BRONCOS	3	2:28	J. Turner 47 yd. Field Goal (9-35, 2:28)	13	3
COWBOYS	3	8:01	B. Johnson 45 yd. pass from R. Staubach (E. Herrera, kick) (6-58, 2:29)	20	3
BRONCOS	3	9:21	R. Lytle 1 yd. run (J. Turner, kick) (5-26, 1:20)	20	10
COWBOYS	4	7:56	G. Richards 29 yd. pass from R. Newhouse (E. Herrera, kick) (1-29, 0:07)	27	10



Denver 20, Oakland 17

Sunday, Jan. 1, 1978 • 12 p.m. MST • Mile High Stadium • Denver

WEATHER: Mostly Sunny, 18°, Wind NE 3 mph • ATTENDANCE: 74,982 • TIME: 2:55

1977 AFC Championship Game

Denver quarterback Craig Morton threw two touchdown passes to wide receiver Haven Moses that helped the Broncos defeat the defending Super Bowl champion Oakland Raiders 20-17 in the AFC Championship Game in front of 74,982 fans at Mile High Stadium.

Morton completed 10-of-20 (50.0%) passes for 224 yards with two touchdowns and one interception, guiding the Broncos to their first-ever Super Bowl berth. The win was the Broncos' second against the Raiders in three meetings with the club during the 1977 season.

The Raiders scored on their initial possession when Errol Mann kicked a 20-yard field goal to end an 18-play, 54-yard drive 10:34 into the first quarter. Morton connected with Moses for the Broncos' first touchdown two plays later on a 74-yard scoring pass, giving Denver a 7-3 advantage. Despite several Raiders comeback attempts, the Broncos did not surrender the lead for the remainder of the game.

Denver took advantage of two costly Oakland turnovers to increase its lead in the second half. Defensive end Brandon Manor recovered running back Clarence Davis' fumble at the Oakland 17, and running back Jon Keyworth scored from the 1-yard line to increase the Broncos' lead to 14-3 at 6:23 of the third quarter.

Oakland quarterback Ken Stabler found tight end Dave Casper for the first of two scoring passes, a 7-yarder, to narrow the Denver lead to 14-10 with 39 seconds elapsed in the final period. On Oakland's next possession, linebacker Bob Swenson intercepted a Stabler pass to put the Broncos in position for another score. Morton then threw a 12-yard touchdown pass to Moses for the Broncos' final score at 7:17 of the period, giving the club a 20-10 advantage.

Oakland finished the scoring on its next series when Stabler threw a 17-yard touchdown pass to Casper with less than four minutes to play. Denver controlled the ball for the final 3:08 and gave Red Miller the AFC title in his first year as head coach.

Moses, a 10-year veteran, led all players with 168 yards on five catches (33.6 avg.) with two touchdowns. On the ground, Denver ran 37 times and used a balanced attack to gain 91 yards with Lonnie Perrin leading the way (11 carries, 42 yards).

The Denver defense, which was No. 1 in the NFL against the run during the regular season, held the Raiders to 94 rushing yards (2.6 avg.) and limited Oakland to just 204 passing yards while adding one interception and one sack.

OFFICIALS:

Referee — Chuck Heberling (46); **Umpire** — Ralph Morcroft (15); **Line Judge** — Bruce Alford (24); **Head Linesman** — Ed Marion (26); **Back Judge** — Stan Javie (29); **Field Judge** — Arman Terzian (23).

DENVER BRONCOS

OFFENSE		DEFENSE	
WR 82 J. Dolbin	DE 79 B. Chavous	LT 74 A. Maurer	NT 68 R. Carter
LG 62 T. Glassic	DE 77 L. Alzado	C 52 M. Montler	LB 53 R. Gradishar
RG 60 P. Howard	LB 51 B. Swenson	RT 71 C. Minor	LB 57 T. Jackson
TE 88 R. Odoms	LB 59 J. Rizzo	WR 25 H. Moses	LCB 20 L. Wright
QB 7 C. Morton	RCB 43 S. Foley	RB 41 R. Lytle	S 36 B. Thompson
RB 32 J. Keyworth	S 29 B. Jackson		

BRONCOS SUBSTITUTIONS: P 10 B. Dilts, QB 14 N. Weese, K 15 J. Turner, DB 21 R. Polt, RB 24 O. Armstrong, RB 30 J. Jensen, RB 35 L. Perrin, DB 40 R. Rich, RB 41 R. Lytle, C 50 B. Maples, LB 55 G. Turk, LB 56 L. Evans, LB 58 R. Nairne, DE 63 J. Grant, G 65 G. Hyde, DE 66 B. Manor, G 67 S. Schindler, DT 70 P. Smith, WR 80 R. Upchurch, TE 85 R. Egloff, WR 86 J. Schultz. **DID NOT PLAY:** QB 12 C. Penrose. **INACTIVE:** DB 26 L. Riley, T 73 H. Allison.

OAKLAND RAIDERS

OFFENSE		DEFENSE	
WR 21 C. Branch	LE 72 J. Matuszak	LT 78 A. Shell	ME 74 D. Rowe
LG 63 G. Spshaw	RE 60 O. Sistrunk	C 50 D. Dalby	LB 52 F. Rice
RG 64 G. Buehler	LB 58 M. Johnson	RT 70 H. Lawrence	LB 39 W. Hall
TE 87 D. Casper	LB 83 T. Hendricks	WR 25 F. Biletnikoff	CB 37 L. Hayes
QB 12 K. Stabler	CB 24 W. Brown	RB 28 C. Davis	S 26 S. Thomas
RB 30 M. van Eeghen	S 32 J. Tatum		

RAIDERS SUBSTITUTIONS: P 1 R. Guy, QB 11 D. Humm, K 14 E. Mann, DB 20 N. Colzie, DB 22 J. Warren, RB 29 H. Ginn, RB 31 C. Garrett, RB 35 T. Robiskie, RB 40 P. Banaszak, DB 42 S. Jackson, TE 46 W. Bankston, WR 49 Siani, LB 52 F. Rice, LB 56 J. Barnes, LB 57 R. McClanahan, G 65 M. Marvin, C 66 S. Sylvester, DE 67 P. Toomay, DT 76 M. McCoy, WR 81 M. Bradshaw. **DID NOT PLAY:** QB 15 M. Rae, G 75 Vella. **INACTIVE:** LB 53 R. Martin, TE 88 T. Kwalick.

		1	2	3	4	OT	TOTAL	FIELD GOALS (made () & missed)		
VISITOR	Oakland Raiders	3	0	0	14	—	17	E. Mann	(20)	19HU
HOME	Denver Broncos	7	0	7	6	—	20	J. Turner	40WL	21 WR 44WL

Team	Qtr	Clock Time	PLAY DESCRIPTION (Extra Point) (Drive Info)	SCORE	
				Visitor	Home
RAIDERS	1	10:34	E. Mann 20 yd. Field Goal (18-54, 7:44)	3	0
BRONCOS	1	11:01	H. Moses 74 yd. pass from C. Morton (J. Turner, kick) (2-69, 0:27)	3	7
BRONCOS	3	6:23	J. Keyworth 1 yd. run (J. Turner, kick) (4-17, 1:48)	3	14
RAIDERS	4	0:39	D. Casper 7 yd. pass from K. Stabler (E. Mann, kick) (6-48, 2:25)	10	14
BRONCOS	4	7:17	H. Moses 12 yd. pass from C. Morton (pass failed) (3-17, 1:29)	10	20
RAIDERS	4	11:44	D. Casper 17 yd. pass from K. Stabler (E. Mann, kick) (8-74, 4:17)	17	20

FINAL INDIVIDUAL STATISTICS

Oakland Raiders										Denver Broncos														
RUSHING	ATT	YDS	AVG	LG	TD	RUSHING	ATT	YDS	AVG	LG	TD	RUSHING	ATT	YDS	AVG	LG	TD							
M. van Eeghen	20	71	3.6	13	0	L. Perrin	11	42	3.8	10	0	R. Lytle	7	26	3.7	8	0							
P. Banaszak	7	22	3.1	9	0	J. Keyworth	8	19	2.4	7	1	O. Armstrong	7	16	2.3	8	0							
C. Davis	9	1	0.1	6	0	J. Jensen	1	2	2.0	2	0	C. Morton	2	-4	-2.0	-2	0							
						H. Moses	1	-10	-10.0	-10	0	TOTAL	37	91	2.5	10	1							
TOTAL	36	94	2.6	13	0																			
PASSING	ATT	CMP	YDS	TD	LG	IN	Rtg.	PASSING	ATT	CMP	YDS	TD	LG	IN	Rtg.	PASSING	ATT	CMP	YDS	TD	LG	IN	Rtg.	
K. Stabler	35	17	215	1/11	2	26	1	75.3	C. Morton	20	10	224	1/7	2	74	1	102.9							
TOTAL	35	17	215	1/11	2	26	1	75.3	TOTAL	20	10	224	1/7	2	74	1	102.9							
PASS RECEIVING	NO	YDS	AVG	LG	TD	PASS RECEIVING	NO	YDS	AVG	LG	TD	PASS RECEIVING	NO	YDS	AVG	LG	TD							
D. Casper	5	71	14.2	26	2	H. Moses	5	168	33.6	74	2	L. Perrin	2	20	10.0	16	0							
F. Biletnikoff	4	38	9.5	15	0	L. Perrin	2	20	10.0	16	0	C. Branch	3	59	19.7	24	0							
C. Branch	3	59	19.7	24	0	J. Jensen	1	20	20.0	20	0	M. van Eeghen	2	8	4.0	5	0							
M. van Eeghen	2	8	4.0	5	0	R. Odoms	1	13	13.0	13	0	M. Bradshaw	1	25	25.0	25	0							
M. Bradshaw	1	25	25.0	25	0	J. Keyworth	1	3	3.0	3	0	M. Siani	1	12	12.0	12	0							
M. Siani	1	12	12.0	12	0	TOTAL	10	224	22.4	74	2	P. Banaszak	1	2	2.0	2	0							
P. Banaszak	1	2	2.0	2	0							TOTAL	17	215	12.6	26	2							
TOTAL	17	215	12.6	26	2																			
INTERCEPTIONS	NO	YDS	AVG	LG	TD	INTERCEPTIONS	NO	YDS	AVG	LG	TD	INTERCEPTIONS	NO	YDS	AVG	LG	TD							
F. Rice	1	11	11.0	11	0	B. Swenson	1	14	14.0	14	0	TOTAL	1	14	14.0	14	0							
TOTAL	1	11	11.0	11	0	TOTAL	1	14	14.0	14	0													
PUNTING	NO	YDS	AVG	NET	TB	IN20	LG	PUNTING	NO	YDS	AVG	NET	TB	IN20	LG									
R. Guy	5	180	36.0	25.6	2	0	44	B. Dilts	4	163	40.8	39.5	0	1	55									
TOTAL	5	180	36.0	25.6	2	0	44	TOTAL	4	163	40.8	39.5	0	1	55									
PUNT RETURNS	NO	YDS	AVG	FC	LG	TD	PUNT RETURNS	NO	YDS	AVG	FC	LG	TD											
C. Garrett	2	5	2.5	0	5	0	R. Upchurch	2	12	6.0	0	9	0											
RETURNS	2	5	2.5	0	5	0	RETURNS	2	12	6.0	0	9	0											
KICKOFF RETURNS	NO	YDS	AVG	FC	LG	TD	KICKOFF RETURNS	NO	YDS	AVG	FC	LG	TD											
C. Garrett	3	111	37.0	0	62	0	R. Upchurch	2	33	16.5	0	18	0											
C. Davis	1	25	25.0	0	25	0	J. Schultz	1	20	20.0	0	20	0											
RETURNS	4	136	34.0	0	62	0	RETURNS	4	67	16.8	0	20	0											
Oakland Raiders	Own	Opp.	Out	Denver Broncos	Own	Opp.	Out																	
FUMBLES	Fum	Lost	Rec.	Yds	TD	FF	Rec.	Yds	TD	FF	Rec.	Yds	TD	Bnds										
C. Davis	1	1	0	0	0	0	0	0	0	0	1	0	0	0										
C. Garrett	1	1	0	0	0	0	0	0	0	0	1	0	0	0										
TOTAL	2	2	0	0	0	0	0	0	0	0	2	0	0	0										

FINAL TEAM STATISTICS

RAIDERS										BRONCOS											
TOTAL FIRST DOWNS	20					16					PUNTS Number and Average	5-36					4-41				
By Rushing	6					6					Had Blocked	0					0				
By Passing	11					8					FGs - PATS Had Blocked	0-0					0-0				
By Penalty	3					2					TOTAL RETURN YARDAGE (Not Including Kickoffs)	152					93				
THIRD DOWN EFFICIENCY	7-16-44%					5-13-39%					No. and Yards Punt Returns	2-5					2-12				
FOURTH DOWN EFFICIENCY	1-1-100%					0-0-0%					No. and Yards Kickoff Returns	4-136					4-67				
TOTAL NET YARDS	298					308					No. and Yards Interception Returns	1-11					1-14				
Total Offensive Plays (inc. times thrown passing)	72					58					PENALTIES Number and Yards	2-6					8-46				
Average gain per offensive play	4.1					5.3					FUMBLES Number and Lost	2-2					0-0				
NET YARDS RUSHING	94					91					TOUCHDOWNS	2					3				
Total Rushing Plays	36					37					Rushing	0					1				
Average gain per rushing play	2.6					2.5					Passing	2					2				
NET YARDS PASSING	204					217					Returns	0					0				
Times thrown - yards lost attempting to pass	1-11					1-7					EXTRA POINTS Made-Attempts	2-2					2-3				
Gross yards passing	215					224					FIELD GOALS Made-Attempts	1-2					0-3				
PASS ATTEMPTS-COMPLETIONS-HAD INTERCEPTED	35-17-1					20-10-1					SAFETIES	0					0				
Average gain per pass play (inc. # thrown passing)	5.7					10.3					FINAL SCORE	17					20				
											TIME OF POSSESSION	32:59					27:01				

BRONCOS DEFENSIVE STATISTICS

(based on unofficial press box statistics)

RAIDERS										BRONCOS									
PLAYER	UT	A	TT	S-YDS	I-YDS	PD	FF	FR	PLAYER	UT	A	TT	S-YDS	I-YDS	PD	FF	FR		
R. Gradishar	4	4	8	0-0	0-0	2	0	0	T. Jackson	4	1	5	0-0	0-0	0	0	0		
L. Alzado	5	2	7	0-0	0-0	0	0	0	L. Wright	3	0	3	0-0	0-0	0	0	0		
B. Jackson	6	0	6	0-0	0-0	1	0	0	B. Chavous	2	1	3	0-0	0-0	1	0	0		
J. Rizzo	4	2	6	0-0	0-0	1	0	0	S. Foley	2	0	2	0-0	0-0	7	0	0		
B. Swenson	4	2	6	0-0	1-14	0	0	0	L. Evans	1	0	1	0-0	0-0	0	0	1		
R. Carter	3	3	6	1-11	0-0	0	0	0	R. Nairne	0	1	1	0-0	0-0	0	0	0		
J. Grant	5	0	5	0-0	0-0	0	0	0	B. Manor	0	0	0	0-0	0-0	1	0	1		
B. Thompson	5	0	5	0-0	0-0	0	0	0	TEAM TOTALS	48	16	64	1-11	1-14	13	0	1		



Denver 34, Pittsburgh 21

Sunday, Dec. 24, 1977 • 2 p.m. MST • Mile High Stadium • Denver

WEATHER: Sunny, 43°, Wind E 9 mph • ATTENDANCE: 75,011 • TIME: 3:15

1977 AFC Divisional Playoff Game

After ties at 7, 14 and 21, Jim Turner kicked a 44-yard field goal in the fourth quarter that put Denver ahead to stay as the Broncos beat the Pittsburgh Steelers 34-21 in an AFC Divisional Playoff Game in front of 75,011 fans at Mile High Stadium.

Denver, in its first-ever playoff game, took a 7-0 lead when running back Rob Lytle broke through the Steelers' defense to score on a 7-yard run midway through the first quarter. The score came four plays after a Steelers punt was blocked by John Schultz and recovered at Pittsburgh's 17-yard line.

Pittsburgh pulled even in the second quarter when quarterback Terry Bradshaw scampered in for a 1-yard score. Later in the period, linebacker Tom Jackson recovered a fumble at Pittsburgh's 10-yard line that set up a 10-yard touchdown run by Otis Armstrong on the next play to give Denver a 14-7 lead. The teams entered halftime tied at 14 after Franco Harris scored on a 1-yard touchdown run late in the second quarter.

The Broncos regained the lead, 21-14, when Riley Odoms hauled in a 30-yard pass from Craig Morton for a third-quarter touchdown. Pittsburgh answered early in the fourth quarter with a 1-yard touchdown pass from Bradshaw to Larry Brown.

Midway through the final quarter, Denver went on top to stay on the strength of a 44-yard field goal by Turner. On their next drive, the Broncos opened up a 6-point lead when Turner hit a 25-yard field goal with just less than six minutes left in the game. Denver then put the contest out of reach when Morton tossed his second touchdown of the game on a strike to Jack Dolbin from 34 yards out. The score was set up after Jackson intercepted his second pass of the game, giving the Broncos the ball on Pittsburgh's 33-yard line.

Morton finished the game completing 11-of-23 passes for 164 yards with two touchdowns as the Broncos racked up 258 yards of offense against one of the NFL's top defenses. Odoms led all players with five receptions for 43 yards, and Moses chipped in 45 receiving yards on two catches.

Denver's "Orange Crush" defense kept the Steelers off balance all game, holding Bradshaw to just 177 passing yards on 19-of-37 attempts and intercepting him three times. Jackson posted three takeaways (2 interceptions, 1 fumble) while Broncos safety Billy Thompson registered a team-high 13 tackles, including 10 solo stops, to help the club earn the first postseason win in franchise history.

OFFICIALS:

Referee — Gene Barth (14); **Umpire** — Paul Trepinski (22); **Line Judge** — Royal Cathcart (16); **Head Linesman** — Frank Glover (85); **Back Judge** — Bob Rice (80); **Field Judge** — Ed Merrifield (76).

DENVER BRONCOS

OFFENSE		DEFENSE	
WR 25	H. Moses	LE 79	B. Chavous
LT 74	A. Maurer	NT 68	R. Carter
LG 62	T. Glassic	RE 77	L. Alzado
C 52	M. Montler	LB 51	B. Swenson
RG 60	P. Howard	LB 53	R. Gradishar
RT 71	C. Minor	LB 57	T. Jackson
TE 88	R. Odoms	LB 59	J. Rizzo
WR 82	J. Dolbin	LCB 20	L. Wright
QB 7	C. Morton	RCB 43	S. Foley
RB 41	R. Lytle	S 36	B. Thompson
RB 32	J. Keyworth	S 29	B. Jackson

BRONCOS SUBSTITUTIONS: P 10 B. Dilts, QB 14 N. Weese, K 15 J. Turner, DB 21 R. Polti, RB 24 O. Armstrong, RB 30 J. Jensen, DB 40 R. Rich, RB 41 R. Lytle, C 50 B. Maples, LB 55 G. Turk, LB 56 L. Evans, LB 58 R. Nairne, DE 63 J. Grant, G 65 G. Hyde, DE 66 B. Manor, G 67 S. Schindler, DT 70 P. Smith, WR 80 R. Upchurch, TE 85 R. Egloff, WR 86 J. Schultz. **DID NOT PLAY:** QB 12 C. Penrose, RB 35 L. Perrin. **INACTIVE:** DB 26 L. Riley, T 73 H. Allison.

PITTSBURGH STEELERS

OFFENSE		DEFENSE	
WR 82	J. Stallworth	LE 64	S. Furness
LT 57	S. Davis	LT 75	J. Greene
LG 55	J. Kolb	RT 63	E. Holmes
C 52	M. Webster	RE 78	D. White
RG 50	J. Clack	LB 59	J. Ham
RT 74	R. Pinney	LB 58	J. Lambert
TE 79	L. Brown	LB 51	L. Toews
WR 88	L. Swann	CB 24	J.T. Thomas
QB 12	T. Bradshaw	CB 45	J. Allen
RB 20	R. Bleier	S 31	D. Shell
RB 32	F. Harris	S 27	G. Edwards

STEELERS SUBSTITUTIONS: K 10 R. Gerela, QB 16 N. Graff, P 17 R. Engles, DB 21 T. Dundy, RB 28 A. Maxson, DB 29 B. Sexton, RB 38 S. Thornton, RB 46 R. Harrison, LB 53 D. Winston, LB 54 D. LaCrosse, LB 56 R. Cole, LB 60 B. Cousino, T 66 T. Peterson, DE 68 L. Greenwood, G 72 G. Mullins, T 74 R. Pinney, TE 84 R. Grossman, WR 85 E. Pough, WR 86 J. Smith, TE 89 B. Cunningham. **DID NOT PLAY:** WR 43 F. Lewis, CB 47 M. Blount. **INACTIVE:** QB 18 C. Stout, RB 36 J. Deloplaïne.

		1	2	3	4	OT	TOTAL	FIELD GOALS (made () & missed)	
VISITOR	Pittsburgh Steelers	0	14	0	7	—	21		
HOME	Denver Broncos	7	7	7	13	—	34	J. Turner	(44) (25)

Team	Qtr	Clock Time	PLAY DESCRIPTION (Extra Point) (Drive Info)	SCORE	
				Visitor	Home
BRONCOS	1	8:47	R. Lytle 7 yd. run (J. Turner, kick) (4-17, 1:56)	0	7
STEELERS	2	5:59	T. Bradshaw 1 yd. run (R. Gerela, kick) (11-56, 5:10)	7	7
BRONCOS	2	10:45	O. Armstrong 10 yd. run (J. Turner, kick) (1-10, 0:04)	7	14
STEELERS	2	13:19	F. Harris 1 yd. run (R. Gerela, kick) (9-65, 2:35)	14	14
BRONCOS	3	13:36	R. Odoms 30 yd. pass from C. Morton (J. Turner, kick) (4-41, 1:01)	14	21
STEELERS	4	4:05	L. Brown 1 yd. pass from T. Bradshaw (R. Gerela, kick) (4-61, 1:42)	21	21
BRONCOS	4	7:43	J. Turner 44 yd. Field Goal (7-39, 3:29)	21	24
BRONCOS	4	9:50	J. Turner 25 yd. Field Goal (4-2, 1:36)	21	27
BRONCOS	4	13:16	J. Dolbin 34 yd. pass from C. Morton (J. Turner, kick) (2-33, 0:13)	21	34

FINAL INDIVIDUAL STATISTICS

Pittsburgh Steelers										Denver Broncos																
RUSHING	ATT	YDS	AVG	LG	TD						RUSHING	ATT	YDS	AVG	LG	TD										
F. Harris	28	92	3.3	20	1						O. Armstrong	11	44	4.0	29	1										
T. Bradshaw	4	21	5.3	11	1						R. Lytle	12	26	2.2	7	1										
R. Bleier	7	14	2.0	5	0						J. Keyworth	5	20	4.4	6	0										
															J. Jensen	4	13	3.3	5	0						
															C. Morton	5	0	0.0	6	0						
TOTAL	39	127	3.3	20	2						TOTAL	37	103	2.8	29	2										
PASSING										PASSING																
	ATT	CMP	YDS	TKD/YD	TD	LG	IN	Rtg.				ATT	CMP	YDS	TKD/YD	TD	LG	IN	Rtg.							
T. Bradshaw	37	19	177	0/0	1	48	3	40.0			C. Morton	23	11	164	1/9	2	34	0	100.6							
TOTAL	37	19	177	0/0	1	48	3	40.0			TOTAL	23	11	164	1/9	2	34	0	100.6							
PASS RECEIVING										PASS RECEIVING																
	NO	YDS	AVG	LG	TD							NO	YDS	AVG	LG	TD										
J. Stallworth	4	80	20.0	48	0						R. Odoms	5	43	8.6	30	1										
F. Harris	4	20	5.0	12	0						H. Moses	2	45	22.5	27	0										
B. Cunningham	3	42	14.0	19	0						J. Jensen	2	33	16.5	29	0										
A. Maxson	3	11	3.7	10	0						J. Dolbin	1	34	34.0	34	1										
R. Bleier	2	10	5.0	7	0						O. Armstrong	1	9	9.0	9	0										
R. Grossman	1	7	7.0	7	0																					
L. Swann	1	6	6.0	6	0																					
L. Brown	1	1	1.0	1	1																					
TOTAL	19	177	9.3	48	1						TOTAL	11	164	14.9	34	2										
INTERCEPTIONS										INTERCEPTIONS																
	NO	YDS	AVG	LG	TD							NO	YDS	AVG	LG	TD										
															T. Jackson	2	49	24.5	32	0						
															B. Jackson	1	15	15.0	15	0						
TOTAL	0	0	0.0	—	0						TOTAL	3	64	21.3	32	0										
PUNTING										PUNTING																
	NO	YDS	AVG	NET	TB	IN20	LG					NO	YDS	AVG	NET	TB	IN20	LG								
R. Engles	5	204	40.8	38.4	0	0	55				B. Dilts	5	188	37.6	31.4	0	1	41								
TOTAL	5	204	40.8	38.4	0	0	55				TOTAL	5	188	37.6	31.4	0	1	41								
PUNT RETURNS										PUNT RETURNS																
	NO	YDS	AVG	FC	LG	TD							NO	YDS	AVG	FC	LG	TD								
J. Smith	4	31	7.8	1	17	0						B. Thompson	2	5	2.5	0	3	0								
															J. Schultz	1	4	4.0	0	4	0					
															R. Upchurch	1	3	3.0	1	3	0					
RETURNS	4	31	7.8	1	17	0						RETURNS	4	12	3.0	1	4	0								
KICKOFF RETURNS										KICKOFF RETURNS																
	NO	YDS	AVG	FC	LG	TD							NO	YDS	AVG	FC	LG	TD								
J. Smith	4	80	20.0	0	34	0						R. Upchurch	3	58	19.3	0	26	0								
A. Maxson	1	24	24.0	0	24	0						J. Schultz	1	27	27.0	0	27	0								
RETURNS	5	104	20.8	0	34	0						RETURNS	4	85	21.3	0	27	0								
Pittsburgh Steelers										Denver Broncos																
FUMBLES	Fum	Lost	Rec.	Yds	TD	Opp. FF	Rec.	Yds	TD	Opp. Bnds	Fum	Lost	Rec.	Yds	TD	Opp. FF	Rec.	Yds	TD	Opp. Bnds						
B. Cunningham	1	0	1	0	0	0	0	0	0	0	R. Gradishar	1	0	0	0	0	1	5	0	0						
F. Harris	1	0	0	0	0	0	0	0	0	0	T. Jackson	0	0	1	25	0	0	0	0	0						
J. Greene	0	0	0	0	0	0	1	0	0	0	J. Keyworth	1	1	0	0	0	0	0	0	0						
															B. Thompson	1	0	0	0	0	0					
															S. Foley	0	0	1	0	0	0					
															L. Alzado	0	0	0	0	1	0					
TOTAL	2	1	1	0	0	0	1	0	0	0	TOTAL	3	1	2	25	0	1	1	5	0						

FINAL TEAM STATISTICS

STEELERS										BRONCOS																													
TOTAL FIRST DOWNS										TOTAL FIRST DOWNS																													
					18										15																								
					By Rushing					10					5																								
					By Passing					8					9																								
					By Penalty					0					1																								
					THIRD DOWN EFFICIENCY					11-22-50%					4-13-31%																								
					FOURTH DOWN EFFICIENCY					1-2-50%					0-1-0%																								
					TOTAL NET YARDS					304					258																								
					Total Offensive Plays (inc. times thrown passing)					76					61																								
					Average gain per offensive play					4.0					4.2																								
					NET YARDS RUSHING					127					103																								
					Total Rushing Plays					39					37																								
					Average gain per rushing play					3.3					2.8																								
					NET YARDS PASSING					177					155																								
					Times thrown – yards lost attempting to pass					0-0					1-9																								
					Gross yards passing					177					164																								
					PASS ATTEMPTS-COMPLETIONS-HAD INTERCEPTED					37-19-3					23-11-0																								
					Average gain per pass play (inc. # thrown passing)					4.8					6.5																								
										PUNTS Number and Average																													
										6-34										5-38																			
										Had Blocked										1										0									
										FGs – PATs Had Blocked										0-0										0-0									
										TOTAL RETURN YARDAGE (Not Including Kickoffs)										135										161									
										No. and Yards Punt Returns										4-31										4-12									
										No. and Yards Kickoff Returns										5-104										4-85									
										No. and Yards Interception Returns										0-0										3-64									
										PENALTIES Number and Yards										10-67										3-20									
										FUMBLES Number and Lost										2-1										3-1									
										TOUCHDOWNS										3										4									
										Rushing										2										2									
										Passing										1										2									
										Returns										0										0									
										EXTRA POINTS Made-Attempts										3-3										4-4									
										FIELD GOALS Made-Attempts										0-0										2-2									
										SAFETIES										0										0									
										FINAL SCORE										21										34									
										TIME OF POSSESSION										34:26										25:34									

BRONCOS DEFENSIVE STATISTICS

(based on unofficial press box statistics)

PLAYER	UT	A	TT	S-YDS	I-YDS	PD	FF	FR	PLAYER	UT	A	TT	S-YDS	I-YDS	PD	FF	FR
B. Thompson	10	3	13	0-0	0-0	0	0	0	R. Nairne	2	1	3	0-0	0-0	0	0	0
R. Gradishar	5	5	10	0-0	0-0	1	0	0	R. Rich	1	2	3	0-0	0-0	0	0	0
T. Jackson	7	1	8	0-0	2-49	2	0	1	P. Smith	1	1	2	0-0	0-0	0	0	0
J. Rizzo	5	2	7	0-0	0-0	1	0	0	G. Turk	1	1	2	0-0	0-0	0	0	0
B. Swenson	4	2	6	0-0	0-0	0	0	0	J. Grant	0	2	2	0-0	0-0	0	0	0
B. Jackson	4	1	5	0-0	1-15	1	0	0	R. Carter	1	0	1	0-0	0-0	0	0	0
L. Alzado	3	2	5	0-0	0-0	0	1	0	B. Manor	1	0	1	0-0	0-0	0	0	0
B. Chavous	4	0	4	0-0	0-0	0	0	0	R. Polt	1	0	1	0-0	0-0	1	0	0
L. Wright	3	0	3	0-0	0-0	2	0	0	TEAM TOTALS	53	23	76	0-0	3-64	8	1	1



YEAR-BY-YEAR HEAD COACHES/RECORDS

Season	Coach	W	L	T	Pct.
1960	Frank Filchock	4	9	1	
1961	Frank Filchock	11	0	0	
	Filchock's totals	7	20	1	.268
1962	Jack Faulkner	7	7	0	
1963	Jack Faulkner	2	11	1	
1964	Jack Faulkner	0	4	0	
	Faulkner's totals	9	22	1	.297
1964	Mac Speedie	2	7	1	
1965	Mac Speedie	10	0	0	
1966	Mac Speedie	0	2	0	
	Speedie's totals	6	19	1	.250
1966	Ray Malavasi	4	8	0	
	Malavasi's totals	4	8	0	.333
1967	Lou Saban	3	11	0	
1968	Lou Saban	5	9	0	
1969	Lou Saban	5	5	0	
1970	Lou Saban	2	8	1	
1971	Lou Saban	2	8	1	
	Saban's totals	20	42	3	.331
1971	Jerry Smith	2	3	0	
	Smith's totals	2	3	0	.400
1972	John Ralston	5	9	0	
1973	John Ralston	7	5	2	
1974	John Ralston	7	6	1	
1975	John Ralston	6	8	0	
1976	John Ralston	9	0	0	
	Ralston's totals	34	33	3	.507
1977	Red Miller	12	2	0	
	Playoffs	2	1	0	
1978	Red Miller	10	6	0	
	Playoffs	0	1	0	
1979	Red Miller	10	6	0	
	Playoffs	8	0	0	
1980	Red Miller	8	8	0	
	Miller's regular season totals	40	22	0	.645
	Miller's overall totals	42	25	0	.627
1981	Dan Reeves	10	6	0	
1982	Dan Reeves	2	7	0	
1983	Dan Reeves	9	7	0	
	Playoffs	0	1	0	
1984	Dan Reeves	13	3	0	
	Playoffs	0	0	0	
1985	Dan Reeves	11	5	0	
1986	Dan Reeves	11	5	0	
	Playoffs	2	1	0	
1987	Dan Reeves	10	4	1	
	Playoffs	2	1	0	
1988	Dan Reeves	8	8	0	
1989	Dan Reeves	11	5	0	
	Playoffs	2	1	0	
1990	Dan Reeves	5	11	0	
1991	Dan Reeves	12	4	0	
	Playoffs	1	1	0	
1992	Dan Reeves	8	8	0	
	Reeves' regular season totals	73	1	0	.600
	Reeves' overall totals	117	79	1	.596
1993	Wade Phillips	9	7	0	
	Playoffs	1	0	0	
1994	Wade Phillips	7	9	0	
	Phillips' regular season totals	16	0	.500	
	Phillips' overall totals	17	0	.485	
1995	Mike Shanahan	8	8	0	
1996	Mike Shanahan	13	3	0	
	Playoffs	0	1	0	
1997	Mike Shanahan	12	4	0	
	Playoffs	4	0	0	
1998	Mike Shanahan	14	2	0	
	Playoffs	3	0	0	
1999	Mike Shanahan	6	10	0	
2000	Mike Shanahan	11	5	0	
	Playoffs	0	1	0	
2001	Mike Shanahan	8	8	0	
2002	Mike Shanahan	9	7	0	
2003	Mike Shanahan	10	6	0	
	Playoffs	0	1	0	
2004	Mike Shanahan	10	6	0	
	Playoffs	0	1	0	
2005	Mike Shanahan	13	3	0	
	Playoffs	1	1	0	
2006	Mike Shanahan	9	7	0	
2007	Mike Shanahan	8	7	0	
2008	Mike Shanahan	8	8	0	
	Shanahan's regular season totals	138	86	0	.616
	Shanahan's overall totals	146	91	0	.616
2009	Josh McDaniels	8	8	0	
2010	Josh McDaniels	3	9	0	
	McDaniels' totals	11	17	0	.393
2010	Eric Studesville	1	3	0	
	Studesville's totals	1	3	0	.250
2011	John Fox	8	8	0	
	Playoffs	1	1	0	
2012	John Fox	13	3	0	
	Playoffs	0	1	0	
2013	John Fox	13	3	0	
	Playoffs	2	1	0	
2014	John Fox	12	4	0	
	Playoffs	4	1	0	
	Fox's regular season totals	46	18	0	.719
	Fox's overall totals	49	22	0	.690

Season	Coach	W	L	T	Pct.
2015	Gary Kubiak	12	4	0	
	Playoffs	3	0	0	
2016	Gary Kubiak	9	7	0	
	Kubiak's regular season totals	21	11	0	.656
	Kubiak's overall totals	24	11	0	.686
2017	Vance Joseph	5	11	0	
2018	Vance Joseph	6	10	0	
	Joseph's totals	11	21	0	.344
2019	Vic Fangio	7	9	0	
2020	Vic Fangio	5	11	0	
2021	Vic Fangio	7	10	0	
	Fangio's totals	19	30	0	.388
2022	Nathaniel Hackett	4	11	0	
	Hackett's totals	4	11	0	.267
2022	Jerry Rosburg	1	1	0	
	Rosburg's totals	1	1	0	.500
2023	Sean Payton	8	9	0	
	Playoffs	1	1	0	
	Payton's totals	9	10	0	.471

MOST OVERALL WINS

Coach	Years	W	L	T	Pct.
Mike Shanahan	1995-2008	146	91	0	.616
Dan Reeves	1981-92	117	79	1	.600
John Fox	2011-14	49	22	0	.690
Red Miller	1977-80	42	25	0	.627
John Ralston	1972-76	34	33	3	.507
Gary Kubiak	2015-16	24	11	0	.686
Lou Saban	1967-71	20	42	3	.331
Vic Fangio	2019-21	19	30	0	.388
Wade Phillips	1993-94	16	17	0	.485
Josh McDaniels	2009-10	11	17	0	.393
Vance Joseph	2017-18	11	21	0	.344
Sean Payton	2023	8	9	0	.471
Nathaniel Hackett	2022	4	11	0	.267

MOST REG. SEASON WINS

Coach	Years	W	L	T	Pct.
Mike Shanahan	1995-2008	138	86	0	.616
Dan Reeves	1981-92	110	73	1	.600
John Fox	2011-14	46	18	0	.719
Red Miller	1977-80	40	22	0	.645
John Ralston	1972-76	34	33	3	.507
Gary Kubiak	2015-16	21	11	0	.656
Lou Saban	1967-71	20	42	3	.331
Vic Fangio	2019-21	19	30	0	.388
Wade Phillips	1993-94	16	16	0	.500
Josh McDaniels	2009-10	11	17	0	.393
Vance Joseph	2017-18	11	21	0	.344
Sean Payton	2023	8	9	0	.471
Nathaniel Hackett	2022	4	11	0	.267

MOST PLAYOFF WINS

Coach	Years	W	L	T	Pct.
Mike Shanahan	1995-2008	8	5	0	.615
Dan Reeves	1981-92	7	6	0	.538
Gary Kubiak	2015	3	0	0	1.000
John Fox	2011-14	3	4	0	.429
Red Miller	1977-80	2	3	0	.400
Wade Phillips	1993-94	0	1	0	.000

BEST OVERALL WIN PCT.

Coach	Years	W	L	T	Pct.
John Fox	2011-14	49	22	0	.690
Gary Kubiak	2015-16	24	11	0	.686
Red Miller	1977-80	42	25	0	.627
Mike Shanahan	1995-2008	146	91	0	.616
Dan Reeves	1981-92	117	79	1	.600
John Ralston	1972-76	34	33	3	.507
Wade Phillips	1993-94	16	17	0	.485
Sean Payton	2023	8	9	0	.471
Josh McDaniels	2009-10	11	17	0	.393
Vic Fangio	2019-21	19	30	0	.388
Vance Joseph	2017-18	11	21	0	.344
Nathaniel Hackett	2022	4	11	0	.267

BEST REG. SEASON WIN PCT.

Coach	Years	W	L	T	Pct.
John Fox	2011-14	46	18	0	.719
Gary Kubiak	2015-16	21	11	0	.656
Red Miller	1977-80	40	22	0	.645
Mike Shanahan	1995-2008	138	86	0	.616
Dan Reeves	1981-92	110	73	1	.600
John Ralston	1972-76	34	33	3	.507
Wade Phillips	1993-94	16	16	0	.500
Sean Payton	2023	8	9	0	.471
Josh McDaniels	2009-10	11	17	0	.393
Vic Fangio	2019-21	19	30	0	.388
Vance Joseph	2017-18	11	21	0	.344
Nathaniel Hackett	2022	4	11	0	.267

ATTENDANCE MARKS

BRONCOS LARGEST CROWDS

HOME				ROAD/NEUTRAL			
77,160	vs. Green Bay	Oct. 29, 2007	101,063	S.B. XXI vs. NYG (Pasadena)*	Jan. 25, 1987		
77,112	vs. New England*	Jan. 24, 2016	93,503	at Dallas	Nov. 7, 2021		
77,110	vs. New England*	Jan. 19, 2014	92,758	at Dallas	Oct. 6, 2013		
77,076	vs. Kansas City	Nov. 17, 2013	91,020	at Los Angeles Raiders	Oct. 28, 1984		
77,075	vs. Green Bay	Nov. 1, 2015	90,153	at Los Angeles Raiders	Nov. 2, 1986		
77,047	vs. San Francisco	Oct. 19, 2014	87,560	at Los Angeles Raiders	Dec. 3, 1989		
77,038	vs. Pittsburgh	Oct. 21, 2007	86,215	at Jacksonville (London)	Oct. 30, 2022		
77,031	vs. Washington	Oct. 27, 2013	85,247	at Washington	Nov. 15, 2009		
77,029	vs. Minnesota	Oct. 4, 2015	83,941	at San Francisco (London)	Oct. 31, 2010		
77,021	vs. San Francisco	Sept. 25, 2022	82,529	S.B. XLVIII vs. Sea. (NY/NJ)*	Feb. 2, 2014		
<i>*Playoff Game</i>				<i>*Playoff Game</i>			

2001-Present — Empower Field at Mile High

1960-2000 — Mile High Stadium/Bears Stadium

BRONCOS REGULAR SEASON ATTENDANCE BY SEASON

Year	Home	Road	Total	Year	Home	Road	Total
1960	91,333	115,994	207,327	1996	589,296	462,194	1,051,490
1961	74,508	122,315	196,823	1997	590,189	499,942	1,090,131
1962	178,485	146,442	324,927	1998	597,462	546,021	1,143,483
1963	132,218	165,995	298,213	1999	577,309	531,728	1,109,037
1964	118,259	166,744	285,003	2000	604,042	535,988	1,140,030
1965	219,786	215,992	435,778	2001	600,283	514,920	1,115,203
1966	192,198	203,799	395,997	2002	604,904	557,070	1,161,974
1967	231,801	247,696	479,497	2003	607,167	526,919	1,134,086
1968	281,374	278,008	559,382	2004	601,031	539,587	1,140,618
1969	326,851	276,755	603,606	2005	608,790	558,598	1,167,388
1970	355,739	330,184	685,923	2006	610,782	544,955	1,155,737
1971	358,400	377,642	736,042	2007	612,893	526,919	1,139,812
1972	361,414	412,073	773,487	2008	604,074	555,556	1,159,630
1973	356,327	351,334	707,661	2009	600,928	538,731	1,139,659
1974	347,322	354,367	701,689	2010	599,264	530,184	1,129,448
1975	342,375	347,944	690,319	2011	602,618	506,992	1,109,112
1976	436,468	349,126	785,594	2012	613,062	544,717	1,157,779
1977	524,595	370,917	895,512	2013	614,977	579,168	1,194,145
1978	598,085	470,756	1,068,841	2014	615,427	541,250	1,156,677
1979	597,521	427,040	1,024,561	2015	615,381	526,497	1,141,878
1980	593,084	473,680	1,066,764	2016	614,193	519,750	1,133,943
1981	598,224	475,360	1,073,584	2017	610,846	492,808	1,103,654
1982	369,555	183,046	552,601	2018	611,571	480,753	1,092,324
1983	592,493	385,022	977,515	2019	607,497	496,694	1,104,191
1984	585,233	450,442	1,035,675	2020	15,896	26,008	41,904
1985	589,500	452,847	1,042,347	2021	686,129	557,752	1,243,881
1986	589,037	526,550	1,115,587	2022	607,845	*643,175	*1,251,020
1987	498,715	370,586	869,301	2023	*687,498	539,487	1,226,985
1988	597,680	487,571	1,085,251	TOTAL	31,729,197	27,484,745	59,213,444
1989	588,144	542,541	1,130,685				
1990	560,703	509,425	1,070,128				
1991	584,214	466,818	1,051,032				
1992	597,704	503,447	1,101,151				
1993	590,808	521,349	1,112,157				
1994	574,180	524,941	1,099,121				
1995	583,510	455,634	1,039,144				

**Broncos records*

BRONCOS STATISTICAL HISTORY

TEAM OFFENSE YEAR-BY-YEAR

	Total Plays	First Downs	Rush Yards	League Rank	Pass Yards	League Rank	Total Yards	League Rank	Total Points
1960	958	248	1,195	8th	3,247	3rd	4,442	6th	309
1961	934	219	1,091	8th	2,720	3rd	3,811	7th	251
1962	885	270	1,298	7th	3,404	1st	4,702	4th	353
1963	832	230	1,508	6th	2,487	8th	3,995	7th	301
1964	908	207	1,311	8th	2,021	8th	3,332	8th	240
1965	959	255	1,829	2nd	2,640	3rd	4,469	2nd	303
1966	815	171	1,173	9th	1,995	9th	3,168	9th	196
1967	852	172	1,265	9th	1,682	8th	2,947	9th	256
1968	889	217	1,614	7th	2,357	6th	3,971	7th	255
1969	841	243	1,637	6th	2,524	5th	4,161	6th	297
1970	883	217	1,802	9th	2,025	19th	3,827	18th	253
1971	891	217	2,093	10th	2,065	17th	4,158	11th	203
1972	831	237	1,838	18th	2,634	3rd	4,472	5th	325
1973	893	253	1,954	14th	2,519	3rd	4,473	6th	354
1974	861	258	2,157	5th	2,328	9th	4,485	5th	302
1975	964	268	1,993	13th	2,541	7th	4,534	10th	254
1976	901	239	1,932	19th	2,204	12th	4,136	16th	315
1977	886	223	2,043	11th	1,863	15th	3,906	17th	274
1978	1,039	294	2,451	8th	2,378	17th	4,829	14th	282
1979	1,044	306	2,040	18th	3,102	13th	5,142	12th	289
1980	992	286	1,865	20th	2,777	18th	4,642	25th	310
1981	1,062	306	1,895	21st	3,531	8th	5,426	14th	321
1982*	592	170	1,018	17th	1,819	15th	2,837	15th	148
1983	1,025	292	1,784	23rd	3,027	20th	4,811	26th	302
1984	1,018	299	2,076	10th	2,859	24th	4,935	22nd	353
1985	1,152	339	1,851	16th	3,645	6th	5,496	10th	380
1986	1,042	319	1,678	20th	3,538	10th	5,216	15th	378
1987	1,070	331	1,970	12th	3,654	3rd	5,624	2nd	379
1988	1,077	338	1,815	19th	3,691	6th	5,506	8th	327
1989	1,071	308	2,092	6th	3,001	23rd	5,093	15th	362
1990	1,035	323	1,872	14th	3,341	7th	5,213	8th	331
1991	1,012	284	2,015	8th	2,997	17th	5,012	12th	304
1992	928	234	1,500	25th	2,930	19th	4,430	21st	262
1993	1,060	327	1,693	18th	3,768	4th	5,461	5th	373
1994	1,112	346	1,470	23rd	4,017	4th	5,487	6th	347
1995	1,060	344	1,995	5th	4,045	7th	6,040	3rd	388
1996	1,092	336	2,362	1st	3,429	13th	5,791	1st	397
1997	1,068	340	2,378	4th	3,494	9th	5,872	1st	472
1998	1,041	347	2,468	2nd	3,624	7th	6,092	3rd	501
1999	1,053	308	1,864	12th	3,419	15th	5,283	14th	314
2000	1,115	383	2,311	3rd	4,243	3rd	6,554	2nd	485
2001	1,034	304	1,877	10th	2,940	25th	4,817	22nd	340
2002	1,057	357	2,266	5th	3,824	8th	6,090	3rd	392
2003	1,047	334	2,629	2nd	2,969	22nd	5,598	7th	381
2004	1,070	351	2,333	4th	3,999	6th	6,332	5th	381
2005	1,030	330	2,539	2nd	3,227	18th	5,766	5th	395
2006	973	285	2,152	8th	2,799	25th	4,951	21st	319
2007	976	305	1,957	9th	3,584	13th	5,541	11th	320
2008	1,019	354	1,862	12th	4,471	3rd	6,333	2nd	370
2009	1,032	306	1,836	18th	3,827	13th	5,463	15th	325
2010	1,018	309	1,544	26th	4,038	7th	5,582	13th	344
2011	1,017	286	2,632	1st	2,434	31st	5,066	23rd	309
2012	1,090	380	1,832	16th	4,534	5th	6,366	4th	481
2013	1,156	435	1,873	15th	5,444	1st	7,317	1st	606
2014	1,067	360	1,785	15th	4,461	4th	6,446	4th	482
2015	1,056	314	1,718	17th	3,970	14th	5,688	16th	355
2016	1,020	290	1,484	27th	3,685	T-21st	5,169	27th	333
2017	1,075	297	1,852	12th	3,333	20th	5,185	17th	289
2018	1,015	320	1,907	12th	3,695	19th	5,602	19th	329
2019	954	279	1,662	20th	3,115	28th	4,777	28th	282
2020	1,030	308	1,918	13th	3,451	26th	5,369	23rd	323
2021	1,036	331	2,025	13th	3,593	19th	5,618	19th	335
2022	1,078	300	1,935	21st	3,592	19th	5,527	21st	287
2023	1,016	301	1,810	18th	3,262	24th	5,072	26th	357

*players strike; nine-game season

League rankings for 1960-69 reflect American Football League ranking; The AFL had eight teams from 1960-65, nine teams from 1966-67 and 10 teams from 1968-69; The NFL had 26 teams from 1970-75; 28 teams from 1976-94; 30 teams from 1995-98; 31 teams from 1999-2001 and 32 teams from 2002-Present.

TEAM DEFENSE YEAR-BY-YEAR

	Total Plays	First Downs	Rush Yards	League Rank	Pass Yards	League Rank	Total Yards	League Rank	Total Points
1960	927	254	2,145	8th	2,987	5th	5,132	8th	393
1961	899	233	1,633	5th	2,785	5th	4,418	6th	432
1962	862	234	1,868	5th	2,670	5th	4,538	6th	334
1963	828	254	1,687	6th	3,394	8th	5,081	7th	473
1964	902	271	2,064	8th	2,906	3rd	4,970	7th	438
1965	850	244	1,337	3rd	2,960	7th	4,297	7th	392
1966	871	251	2,029	8th	2,515	3rd	4,544	6th	381
1967	921	276	2,076	8th	3,125	8th	5,201	9th	409
1968	917	251	1,861	7th	3,163	10th	5,024	10th	404
1969	918	278	1,709	7th	2,932	10th	4,641	8th	344
1970	838	199	1,351	3rd	2,354	18th	3,705	7th	264
1971	825	206	1,834	14th	1,985	5th	3,819	10th	275
1972	876	251	1,668	4th	2,183	16th	3,851	9th	350
1973	872	239	1,795	6th	2,440	24th	4,235	19th	296
1974	945	265	1,808	13th	2,583	24th	4,391	21st	294
1975	901	247	1,974	13th	2,032	7th	4,006	9th	307
1976	919	222	1,709	3rd	2,025	12th	3,734	8th	206
1977	931	217	1,531	1st	2,244	25th	3,775	9th	148
1978	1,016	251	1,979	6th	2,469	8th	4,448	6th	198
1979	1,033	273	1,693	1st	3,159	23rd	4,852	10th	262
1980	1,043	303	2,117	20th	3,125	15th	5,242	15th	323
1981	1,000	268	2,005	13th	2,873	5th	4,878	6th	289
1982*	616	176	935	7th	2,234	26th	3,169	24th	226
1983	1,099	321	1,938	10th	3,671	23rd	5,609	21st	327
1984	1,123	311	1,664	5th	4,023	27th	5,687	25th	241
1985	1,069	290	1,973	13th	3,206	14th	5,179	13th	329
1986	1,026	291	1,651	5th	3,296	16th	4,947	9th	327
1987	941	277	2,017	20th	2,796	5th	4,813	9th	288
1988	1,055	316	2,538	27th	2,933	7th	5,471	22nd	352
1989	977	246	1,580	6th	2,827	3rd	4,407	3rd	226
1990	969	306	1,963	17th	3,382	21st	5,345	20th	374
1991	939	242	1,794	19th	2,755	3rd	4,549	5th	235
1992	1,001	283	1,963	23rd	3,120	14th	5,083	22nd	329
1993	1,005	280	1,418	4th	3,731	27th	5,149	19th	284
1994	1,023	303	1,752	16th	4,155	28th	5,907	28th	396
1995	1,010	322	1,895	23rd	3,298	9th	5,193	15th	345
1996	951	261	1,331	1st	3,139	10th	4,470	4th	275
1997	951	258	1,803	16th	2,868	5th	4,671	5th	287
1998	999	283	1,287	3rd	3,648	26th	4,935	11th	309
1999	961	267	1,737	19th	3,016	8th	4,753	7th	318
2000	962	294	1,598	7th	3,946	31st	5,544	24th	369
2001	960	292	1,492	6th	3,282	16th	4,774	8th	339
2002	985	298	1,489	4th	3,337	17th	4,826	6th	344
2003	910	241	1,605	7th	2,828	6th	4,433	4th	301
2004	918	235	1,512	4th	2,947	6th	4,459	4th	304
2005	985	295	1,363	2nd	3,643	29th	5,006	15th	258
2006	1,020	291	1,813	12th	3,410	21st	5,223	14th	305
2007	992	306	2,282	30th	3,094	7th	5,376	19th	409
2008	990	327	2,337	27th	3,656	26th	5,993	29th	448
2009	1,007	290	2,059	26th	2,981	3rd	5,040	7th	324
2010	1,056	334	2,473	31st	3,780	25th	6,253	32nd	471
2011	1,063	315	2,021	22nd	3,704	18th	5,725	20th	390
2012	1,015	287	1,458	3rd	3,194	3rd	4,652	2nd	289
2013	1,074	339	1,626	T-7th	4,070	27th	5,696	19th	399
2014	1,031	311	1,276	2nd	3,607	9th	4,883	3rd	354
2015	1,033	289	1,337	1st	3,193	1st	4,530	1st	296
2016	1,076	306	2,085	28th	2,972	1st	5,057	4th	297
2017	952	266	1,430	5th	3,210	4th	4,640	3rd	382
2018	1,022	318	1,913	21st	3,929	20th	5,842	22nd	349
2019	1,003	305	1,783	16th	3,609	11th	5,392	12th	316
2020	1,043	333	2,080	25th	3,807	T-16th	5,887	21st	446
2021	1,039	312	1,892	15th	3,652	8th	5,544	8th	322
2022	1,079	324	1,866	10th	3,574	13th	5,440	8th	359
2023	1,083	349	2,331	30th	3,972	22nd	6,303	29th	413

*players strike; nine-game season

League rankings for 1960-69 reflect American Football League ranking; The AFL had eight teams from 1960-65, nine teams from 1966-67 and 10 teams from 1968-69; The NFL had 26 teams from 1970-75, 28 teams from 1976-94; 30 teams from 1995-98; 31 teams from 1999-2001 and 32 teams from 2002-Present.

TEAM TURNOVERS YEAR-BY-YEAR

	GIVEAWAYS			TAKEAWAYS			Turnover Ratio
	INTs	Fum.	Total	INTs	Fum.	Total	
1960	35	17	52	27	17	44	-8
1961	45	20	65	26	14	40	-25
1962	40	14	54	27	19	46	-8
1963	28	15	43	15	20	35	-8
1964	32	8	40	32	21	53	+13
1965	30	16	46	25	14	39	-7
1966	30	17	47	13	18	31	-16
1967	18	12	30	28	13	41	+11
1968	27	13	40	20	12	32	-8
1969	23	8	31	14	14	28	-3
1970	28	13	41	16	16	32	-9
1971	27	12	39	20	20	40	+1
1972	23	11	34	10	12	22	-12
1973	20	9	29	14	15	29	EVEN
1974	17	13	30	22	11	33	+3
1975	34	14	48	16	16	32	-16
1976	22	12	34	24	13	37	+3
1977	12	15	27	25	14	39	+12
1978	17	17	34	31	13	44	+10
1979	23	18	41	19	19	38	-3
1980	25	12	37	16	12	28	-9
1981	21	18	39	23	23	46	+7
1982*	19	17	36	12	7	19	-17
1983	22	19	41	27	20	47	+6
1984	17	17	34	31	24	55	+21
1985	23	8	31	24	12	36	+5
1986	16	13	29	18	17	35	+6
1987	19	17	36	28	19	47	+11
1988	22	12	34	16	13	29	-5
1989	20	12	32	21	22	43	+11
1990	18	14	32	10	15	25	-7
1991	12	13	25	23	10	33	+8
1992	29	14	43	15	16	31	-12
1993	10	18	28	18	13	31	+3
1994	13	18	31	12	14	26	-5
1995	14	16	30	8	13	21	-9
1996	17	15	32	23	9	32	EVEN
1997	11	10	21	18	13	31	+10
1998	14	6	20	19	11	30	+10
1999	18	10	28	15	11	26	-2
2000	12	13	25	27	17	44	+19
2001	19	8	27	22	15	37	+10
2002	20	7	27	9	13	22	-5
2003	18	6	24	9	11	20	-4
2004	20	9	29	12	8	20	-9
2005	7	9	16	20	16	36	+20
2006	18	12	30	17	13	30	EVEN
2007	15	14	29	14	16	30	+1
2008	18	12	30	6	7	13	-17
2009	13	10	23	17	13	30	+7
2010	12	15	27	10	8	18	-9
2011	13	17	30	9	9	18	-1
2012	11	14	25	16	8	24	-1
2013	10	16	26	17	9	26	EVEN
2014	15	5	20	18	7	25	5
2015	23	8	31	14	13	27	-4
2016	11	14	25	14	13	27	+2
2017	22	12	34	10	6	17	-17
2018	15	6	21	17	11	28	+7
2019	10	9	19	10	21	31	+1
2020	23	9	32	10	6	16	-16
2021	9	9	18	13	6	19	+1
2022	15	9	24	15	8	23	-1
2023	9	13	22	11	15	26	+4

*player's strike; nine-game season

INDIVIDUAL YEAR-BY-YEAR LEADERS

RUSHING

	YARDS	ATTEMPTS	AVG. (min. 100 att.)	TOUCHDOWNS
1960	Rolle.....501	Rolle.....130	Mingo.....3.9	Mingo.....4
1961	Stone.....505	Stone.....127	Stone.....4.0	Bukaty.....5
1962	Stone.....360	Stone.....94	Stone.....3.8	Mingo.....4
1963	Joe.....649	Joe.....154	Joe.....4.2	Joe.....4
1964	Mitchell.....590	Mitchell.....177	Joe.....3.7	Mitchell.....5
1965	Gilchrist.....954	Gilchrist.....252	Hayes.....4.1	Gilchrist.....6
1966	Hayes.....411	Haynes.....129	Hayes.....4.0	Haynes/Choboian.....2
1967	Little.....381	Little.....130	Little.....2.9	Hickey/Hayes.....4
1968	Little.....584	Little.....158	Little.....3.7	Lynch.....4
1969	Little.....729	Little.....146	Little.....5.0	Little.....6
1970	Little.....901	Little.....209	Little.....4.3	Crenshaw.....5
1971	Little.....1,133	Little.....284	Little.....4.0	Little.....6
1972	Little.....859	Little.....216	Little.....4.0	Little.....9
1973	Little.....979	Little.....256	Dawkins.....4.4	Little.....12
1974	Armstrong.....1,407	Armstrong.....263	Armstrong.....5.3	Keyworth.....10
1975	Keyworth.....725	Keyworth.....182	Keyworth.....4.0	Keyworth/Lynch.....3
1976	Armstrong.....1,008	Armstrong.....247	Armstrong.....4.1	Armstrong.....5
1977	Armstrong.....489	Armstrong.....130	Perrin.....4.1	Armstrong/Morton.....4
1978	Perrin.....455	Armstrong/Keyworth.....112	Perrin.....4.2	Perrin.....4
1979	Armstrong.....453	Armstrong.....108	Armstrong.....4.2	Lytle.....4
1980	Jensen.....476	Preston.....111	Jensen.....4.7	Armstrong/Preston.....4
1981	Parros.....749	Preston.....183	Parros.....4.3	Lytle.....4
1982	Willhite.....347	Parros.....77	Willhite.....5.0	Willhite.....2
1983	Winder.....757	Winder.....196	Winder.....3.9	Poole.....4
1984	Winder.....1,153	Winder.....296	Winder.....3.9	Winder.....4
1985	Winder.....714	Winder.....199	Winder.....3.6	Winder.....8
1986	Winder.....789	Winder.....240	Winder.....3.3	Winder.....9
1987	Winder.....741	Winder.....196	Winder.....3.8	Winder.....6
1988	Dorsett.....703	Dorsett.....181	Dorsett.....3.9	Dorsett.....5
1989	Humphrey.....1,151	Humphrey.....294	Humphrey.....3.9	Humphrey.....7
1990	Humphrey.....1,202	Humphrey.....288	Humphrey.....4.2	Humphrey.....7
1991	Green.....1,037	Green.....261	Green.....4.0	Elway.....6
1992	Green.....648	Green.....161	Green.....4.0	Lewis.....4
1993	Bernstine.....816	Bernstine.....223	Bernstine.....3.7	Delpino.....8
1994	L. Russell.....620	L. Russell.....190	L. Russell.....3.3	L. Russell.....9
1995	Davis.....1,117	Davis.....237	Davis.....4.7	Davis.....7
1996	Davis.....1,538	Davis.....345	Davis.....4.5	Davis.....13
1997	Davis.....1,750	Davis.....369	Davis.....4.7	Davis.....15
1998	Davis.....2,008	Davis.....392	Davis.....5.1	Davis.....21
1999	Gary.....1,159	Gary.....276	Gary.....4.2	Gary.....7
2000	M. Anderson.....1,487	M. Anderson.....297	M. Anderson.....5.0	M. Anderson.....15
2001	Davis.....701	M. Anderson.....175	Davis.....4.2	M. Anderson.....4
2002	Portis.....1,508	Portis.....273	Portis.....5.5	Portis.....15
2003	Portis.....1,591	Portis.....290	Portis.....5.5	Portis.....14
2004	Droughns.....1,240	Droughns.....275	Droughns.....4.5	Droughns.....6
2005	M. Anderson.....1,014	M. Anderson.....239	T. Bell.....5.3	M. Anderson.....12
2006	T. Bell.....1,025	T. Bell.....233	T. Bell.....4.4	M. Bell.....8
2007	Young.....729	Henry.....167	Young.....5.2	Henry.....4
2008	Hillis.....343	Pittman.....76	Pittman.....4.2	Hillis.....5
2009	Moreno.....947	Moreno.....247	Buckhalter.....5.4	Moreno.....7
2010	Moreno.....779	Moreno.....182	Moreno.....4.3	Tebow.....6
2011	McGahee.....1,199	McGahee.....249	Tebow.....5.4	Tebow.....6
2012	McGahee.....731	McGahee.....167	McGahee.....4.4	McGahee/Moreno.....4
2013	Moreno.....1,038	Moreno.....241	Ball.....4.7	Moreno.....10
2014	C. Anderson.....849	C. Anderson.....179	C. Anderson.....4.7	C. Anderson.....8
2015	Hillman.....863	Hillman.....207	C. Anderson.....4.7	Hillman.....7
2016	Booker.....612	Booker.....174	C. Anderson.....3.9	C. Anderson/Booker.....4
2017	C. Anderson.....1,007	C. Anderson.....245	C. Anderson.....4.1	C. Anderson.....3
2018	Lindsay.....1,037	Lindsay.....192	Lindsay.....5.4	Lindsay.....9
2019	Lindsay.....1,011	Lindsay.....224	Lindsay.....4.5	Lindsay.....7
2020	Gordon.....986	Gordon.....215	Gordon.....4.6	Gordon.....9
2021	Gordon.....918	Gordon/Williams.....203	Gordon.....4.5	Gordon.....8
2022	Murray.....703	Murray.....160	Murray.....4.4	Murray.....5
2023	Williams.....774	Williams.....217	Williams.....3.6	Williams/Wilson.....3

PASSING

	YARDS	ATTEMPTS	COMPLETIONS
1960	Tripucka..... 3,038	Tripucka..... 478	Tripucka..... 248
1961	Tripucka..... 1,690	Tripucka..... 344	Tripucka..... 167
1962	Tripucka..... 2,917	Tripucka..... 440	Tripucka..... 240
1963	Slaughter..... 1,689	Slaughter..... 223	Slaughter..... 112
1964	Lee..... 1,611	Lee..... 265	Lee..... 133
1965	McCormick..... 1,292	McCormick..... 253	McCormick..... 103
1966	Choboian..... 1,110	McCormick..... 193	Choboian..... 82
1967	Tensi..... 1,915	Tensi..... 325	Tensi..... 131
1968	Briscoe..... 1,589	Briscoe..... 224	Briscoe..... 93
1969	Tensi..... 1,990	Tensi..... 286	Tensi..... 131
1970	Liske..... 1,340	Liske..... 238	Liske..... 112
1971	Ramsey..... 1,120	Ramsey..... 178	Horn..... 89
1972	Johnson..... 1,783	Johnson..... 238	Johnson..... 132
1973	Johnson..... 2,465	Johnson..... 346	Johnson..... 184
1974	Johnson..... 1,969	Johnson..... 244	Johnson..... 136
1975	Ramsey..... 1,562	Ramsey..... 233	Ramsey..... 128
1976	Ramsey..... 1,931	Ramsey..... 270	Ramsey..... 128
1977	Morton..... 1,929	Morton..... 254	Morton..... 131
1978	Morton..... 1,802	Morton..... 267	Morton..... 146
1979	Morton..... 2,626	Morton..... 370	Morton..... 204
1980	Morton..... 2,150	Morton..... 301	Morton..... 183
1981	Morton..... 3,195	Morton..... 376	Morton..... 225
1982	DeBerg..... 1,405	DeBerg..... 223	DeBerg..... 131
1983	Elway..... 1,663	Elway..... 259	Elway..... 123
1984	Elway..... 2,598	Elway..... 380	Elway..... 214
1985	Elway..... 3,891	Elway..... 605	Elway..... 327
1986	Elway..... 3,485	Elway..... 504	Elway..... 280
1987	Elway..... 3,198	Elway..... 410	Elway..... 224
1988	Elway..... 3,309	Elway..... 496	Elway..... 274
1989	Elway..... 3,051	Elway..... 416	Elway..... 223
1990	Elway..... 3,526	Elway..... 502	Elway..... 294
1991	Elway..... 3,253	Elway..... 451	Elway..... 242
1992	Elway..... 2,242	Elway..... 316	Elway..... 174
1993	Elway..... 4,030	Elway..... 551	Elway..... 348
1994	Elway..... 3,490	Elway..... 494	Elway..... 307
1995	Elway..... 3,970	Elway..... 542	Elway..... 316
1996	Elway..... 3,328	Elway..... 466	Elway..... 287
1997	Elway..... 3,635	Elway..... 502	Elway..... 280
1998	Elway..... 2,806	Elway..... 356	Elway..... 210
1999	Griese..... 3,032	Griese..... 452	Griese..... 261
2000	Griese..... 2,688	Griese..... 336	Griese..... 216
2001	Griese..... 2,827	Griese..... 451	Griese..... 275
2002	Griese..... 3,214	Griese..... 436	Griese..... 291
2003	Plummer..... 2,182	Plummer..... 302	Plummer..... 189
2004	Plummer..... 4,089	Plummer..... 521	Plummer..... 303
2005	Plummer..... 3,366	Plummer..... 456	Plummer..... 277
2006	Plummer..... 1,994	Plummer..... 317	Plummer..... 175
2007	Cutler..... 3,497	Cutler..... 467	Cutler..... 297
2008	Cutler..... 4,526	Cutler..... 616	Cutler..... 384
2009	Orton..... 3,802	Orton..... 541	Orton..... 336
2010	Orton..... 3,653	Orton..... 498	Orton..... 293
2011	Tebow..... 1,729	Tebow..... 271	Tebow..... 126
2012	Manning..... 4,659	Manning..... 583	Manning..... 400
2013	Manning..... 5,477	Manning..... 659	Manning..... 450
2014	Manning..... 4,727	Manning..... 597	Manning..... 395
2015	Manning..... 2,249	Manning..... 331	Manning..... 198
2016	Siemian..... 3,401	Siemian..... 486	Siemian..... 289
2017	Siemian..... 2,285	Siemian..... 349	Siemian..... 206
2018	Keenum..... 3,890	Keenum..... 586	Keenum..... 365
2019	Flacco..... 1,822	Flacco..... 262	Flacco..... 171
2020	Lock..... 2,933	Lock..... 443	Lock..... 254
2021	Bridgewater..... 3,052	Bridgewater..... 426	Bridgewater..... 285
2022	Wilson..... 3,524	Wilson..... 483	Wilson..... 292
2023	Wilson..... 3,070	Wilson..... 447	Wilson..... 297

PASSING, CONT.

	COMP. PCT. (min. 50 att.)	TOUCHDOWNS	INTERCEPTIONS
1960	Tripucka..... .519	Tripucka..... 24	Tripucka 34
1961	Tripucka..... .485	Tripucka..... 10	Herring 22
1962	Tripucka..... .545	Tripucka..... 17	Tripucka..... 25
1963	Breaux507	Slaughter..... 12	Slaughter..... 14
1964	Slaughter..... .513	Lee..... 11	Lee..... 20
1965	Lee..... .550	McCormick..... 7	McCormick..... 14
1966	Choboian..... .503	McCormick..... 6	McCormick..... 15
1967	Tensi..... .403	Tensi..... 16	Tensi..... 17
1968	LeClair..... .500	Briscoe..... 14	Briscoe..... 13
1969	Liske..... .530	Tensi..... 14	Tensi..... 12
1970	Liske..... .471	Liske..... 7	Liske..... 11
1971	Horn514	Ramsey..... 5	Horn 14
1972	Johnson..... .555	Johnson..... 14	Johnson..... 14
1973	Johnson..... .532	Johnson..... 20	Johnson..... 17
1974	Johnson..... .557	Johnson..... 13	Johnson..... 9
1975	Ramsey..... .549	Ramsey..... 9	Ramsey..... 14
1976	Ramsey..... .474	Ramsey..... 11	Ramsey..... 13
1977	Morton..... .516	Morton..... 14	Morton..... 8
1978	Weese..... .632	Morton..... 11	Morton..... 8
1979	Morton..... .551	Morton..... 16	Morton..... 19
1980	Morton..... .608	Morton..... 12	Morton..... 13
1981	Morton..... .598	Morton..... 21	Morton..... 14
1982	DeBerg..... .587	DeBerg..... 7	DeBerg..... 11
1983	DeBerg..... .553	DeBerg..... 9	Elway 14
1984	Kubiak..... .587	Elway 18	Elway 15
1985	Elway540	Elway 22	Elway 23
1986	Elway556	Elway 19	Elway 13
1987	Karcher..... .549	Elway 19	Elway 12
1988	Kubiak..... .623	Elway 17	Elway 19
1989	Kubiak..... .582	Elway 18	Elway 18
1990	Elway586	Elway 15	Elway 14
1991	Elway537	Elway 13	Elway 12
1992	Elway551	Elway 10	Elway 17
1993	Elway632	Elway 25	Elway 10
1994	Elway621	Elway 16	Elway 10
1995	Elway583	Elway 26	Elway 14
1996	Elway616	Elway 26	Elway 14
1997	Elway558	Elway 27	Elway 11
1998	Brister..... .595	Elway 22	Elway 10
1999	Griese..... .577	Griese..... 14	Griese..... 14
2000	Griese..... .643	Griese..... 19	Frerotte..... 8
2001	Griese..... .610	Griese..... 23	Griese..... 19
2002	Griese..... .667	Griese..... 15	Griese..... 15
2003	Plummer..... .626	Plummer..... 15	Plummer..... 7
2004	Plummer..... .582	Plummer..... 27	Plummer..... 20
2005	Plummer..... .607	Plummer..... 18	Plummer..... 7
2006	Cutler..... .591	Plummer..... 11	Plummer..... 13
2007	Cutler..... .636	Cutler..... 20	Cutler..... 14
2008	Cutler..... .623	Cutler..... 25	Cutler..... 18
2009	Orton..... .621	Orton..... 21	Orton..... 12
2010	Orton..... .588	Orton..... 20	Orton..... 9
2011	Orton..... .587	Tebow..... 12	Orton..... 7
2012	Manning686	Manning 37	Manning 11
2013	Manning683	Manning 55	Manning 10
2014	Manning662	Manning 39	Manning 15
2015	Oswweiler..... .618	Oswweiler..... 10	Manning 17
2016	Siemian..... .595	Siemian..... 18	Siemian..... 10
2017	Siemian..... .590	Siemian..... 12	Siemian..... 14
2018	Keenum..... .623	Keenum..... 18	Keenum..... 15
2019	Flacco..... .653	Lock..... 7	Flacco..... 5
2020	Lock..... .573	Lock..... 16	Lock..... 15
2021	Bridgewater..... .669	Bridgewater..... 18	Bridgewater..... 7
2022	Wilson..... .605	Wilson..... 16	Wilson..... 11
2023	Wilson..... .664	Wilson..... 26	Wilson..... 8

RECEIVING

	RECEPTIONS	YARDS	AVG. (min. 20 rec.)	TOUCHDOWNS
1960	Taylor.....92	Taylor.....1,235	Carmichael.....19.3	Taylor.....12
1961	Taylor.....100	Taylor.....1,176	Frazier.....17.0	Frazier.....6
1962	Taylor.....77	Taylor.....908	Scarpitto.....19.1	Scarpitto.....6
1963	Taylor.....78	Taylor.....1,101	Scarpitto.....22.0	Taylor.....10
1964	Taylor.....76	Taylor.....873	Dixon.....15.4	Taylor.....7
1965	Taylor.....85	Taylor.....1,131	Scarpitto.....18.3	Taylor.....6
1966	Haynes.....46	Denson.....725	Denson.....20.1	Scarpitto.....4
1967	Crabtree/Denson...46	Denson.....899	Denson.....19.5	Denson.....11
1968	Crabtree.....35	Crabtree.....601	Denson.....17.2	Crabtree/Denson...5
1969	Denson.....53	Denson.....809	Embree.....16.2	Denson.....10
1970	Denson.....47	Denson.....646	Whalen.....14.0	Whalen.....3
1971	Anderson.....37	Simmons.....403	Simmons.....16.1	Harrison.....2
1972	Sherman.....38	Sherman.....661	Sherman.....17.4	Moses.....5
1973	Odoms.....43	Odoms.....629	Moses.....18.5	Moses.....8
1974	Odoms.....42	Odoms.....639	Moses.....16.4	Odoms.....6
1975	Keyworth.....42	Odoms.....544	Dolbin.....19.1	Dolbin/Odoms.....3
1976	Armstrong.....39	Moses.....498	Moses.....19.9	Moses.....7
1977	Odoms.....37	Moses.....539	Moses.....20.0	Moses.....4
1978	Odoms.....54	Odoms.....829	Moses.....20.1	Odoms.....6
1979	Upchurch.....64	Moses.....943	Moses.....17.5	Upchurch.....7
1980	Jensen.....49	Moses.....674	Moses.....17.7	Odoms.....6
1981	Watson.....60	Watson.....1,244	Watson.....20.7	Watson.....13
1982	Parros.....37	Watson.....555	Upchurch.....15.7	Upchurch.....3
1983	Watson.....59	Watson.....1,133	Watson.....19.2	Watson.....5
1984	Watson.....69	Watson.....1,170	Watson.....17.0	Watson.....7
1985	Watson.....61	Watson.....915	Sampson.....16.6	Watson.....5
1986	Willhite.....64	Jackson.....738	Jackson.....19.4	Winder.....5
1987	V. Johnson.....42	V. Johnson.....684	Nattiel.....20.3	V. Johnson.....7
1988	V. Johnson.....68	V. Johnson.....896	Jackson.....18.5	Jackson.....6
1989	V. Johnson.....76	V. Johnson.....1,095	Young.....18.3	V. Johnson.....7
1990	Jackson.....57	Jackson.....926	Jackson.....16.2	Jackson/Young.....4
1991	Young.....44	Young.....629	Jackson.....18.3	V. Johnson.....3
1992	Sharpe.....53	Jackson.....745	Marshall.....19.0	Jackson.....8
1993	Sharpe.....81	Sharpe.....995	Russell.....16.3	Sharpe.....9
1994	Sharpe.....87	Miller.....1,107	Miller.....18.5	Miller.....5
1995	Sharpe.....63	Miller.....1,079	Miller.....18.3	Miller.....14
1996	Sharpe.....80	Sharpe.....1,062	Sharpe.....13.3	Sharpe.....10
1997	Sharpe.....72	R. Smith.....1,180	R. Smith.....16.9	R. Smith.....12
1998	R. Smith.....86	R. Smith.....1,222	McCaffrey.....16.5	McCaffrey/Sharpe...10
1999	R. Smith.....79	R. Smith.....1,020	Chamberlain.....15.3	McCaffrey.....7
2000	McCaffrey.....101	R. Smith.....1,602	R. Smith.....16.0	McCaffrey.....9
2001	R. Smith.....113	R. Smith.....1,343	R. Smith.....11.9	R. Smith.....11
2002	R. Smith.....89	R. Smith.....1,027	Lelie.....15.0	R. Smith.....5
2003	R. Smith.....74	R. Smith.....845	Lelie.....17.0	Sharpe.....8
2004	R. Smith.....79	R. Smith.....1,144	Lelie.....20.1	Lelie/R. Smith.....7
2005	R. Smith.....85	R. Smith.....1,105	Lelie.....18.3	R. Smith.....6
2006	Walker.....69	Walker.....1,084	Walker.....15.7	Walker.....8
2007	Marshall.....102	Marshall.....1,325	Stokley.....15.9	Marshall.....7
2008	Marshall.....104	Marshall.....1,265	Scheffler.....16.1	Marshall.....6
2009	Marshall.....101	Marshall.....1,120	Gaffney.....13.6	Marshall.....10
2010	Lloyd.....77	Lloyd.....1,448	Lloyd.....18.8	Lloyd.....11
2011	Decker.....44	Decker.....612	D. Thomas.....17.2	Decker.....8
2012	D. Thomas.....94	D. Thomas.....1,434	D. Thomas.....15.3	Decker.....13
2013	D. Thomas.....92	D. Thomas.....1,430	D. Thomas.....15.5	D. Thomas.....14
2014	D. Thomas.....111	D. Thomas.....1,619	D. Thomas.....14.6	J. Thomas.....12
2015	D. Thomas.....105	D. Thomas.....1,304	Sanders.....14.9	D. Thomas/Sanders...6
2016	D. Thomas.....90	D. Thomas.....1,083	Sanders.....13.1	D. Thomas/Sanders...5
2017	D. Thomas.....83	D. Thomas.....949	Fowler.....12.1	D. Thomas.....5
2018	Sanders.....71	Sanders.....868	Sutton.....16.8	Sanders/Sutton.....4
2019	Sutton.....72	Sutton.....1,011	Sutton.....15.4	Sutton.....6
2020	Fant.....62	Judy.....856	Judy.....16.5	Patrick.....6
2021	Fant.....68	Sutton.....776	Patrick.....13.8	Patrick.....5
2022	Judy.....67	Judy.....972	Judy.....14.5	Judy.....6
2023	Sutton.....59	Sutton.....772	Mims.....17.1	Sutton.....10

INTERCEPTIONS

	INTERCEPTIONS	YARDS	TOUCHDOWNS
1960	Gonsoulin 11	Gonsoulin 98	Pyeatt/Yelverton 1
1961	Nugent 7	McNamara 85	None 0
1962	Gonsoulin 7	Zeman 133	Four Players^ 1
1963	Gonsoulin 6	Gonsoulin 64	Gonsoulin 1
1964	Brown 9	Brown 140	Janik 1
1965	Gonsoulin 6	Wilson 118	Bramlett/Griffin/Wilson ... 1
1966	Brown/Sellers 3	Brown 37	None 0
1967	Sellers 7	Wilson 153	Wilson 2
1968	Jaquess 5	Jaquess 64	None 0
1969	Thompson 3	Thompson 92	Burrell/Thompson 1
1970	Martha 6	Martha 99	None 0
1971	Thompson 5	Thompson 83	Forsberg 1
1972	Mitchell 3	Preece 30	None 0
1973	Jones 4	Thompson 96	Mitchell/Thompson 1
1974	Jones/Thompson 5	Thompson 105	Thompson 1
1975	Gradishar 3	Thompson 97	Gradishar 1
1976	Jackson 7	Jackson 136	Rowser 2
1977	Thompson 5	Wright 128	T. Jackson/Wright 1
1978	B. Jackson/Foley 6	B. Jackson 128	T. Jackson 1
1979	Foley 6	Thompson 57	None 0
1980	Foley 4	Foley 115	Gradishar/Latimer 1
1981	Foley 5	Foley 81	None 0
1982	Kyle 3	Smith 29	None 0
1983	Wright 6	Harden 127	None 0
1984	Foley/Harden 6	Mecklenburg 105	Foley/Harden/Robbins/Woodard . 1
1985	Harden/L. Wright 5	Harden 100	Harden 1
1986	Harden 6	Harden 179	Harden 2
1987	Harden 4	Clark 105	Haynes/Hunley 1
1988	Harden 4	Robbins 66	None 0
1989	Braxton 6	Braxton 103	Braxton/Robbins 1
1990	Three Players* 2	Henderson 71	Henderson 1
1991	Atwater/D. Smith 5	Atwater 104	Braxton/Dimry 1
1992	Henderson/D. Smith . 4	Henderson 79	Henderson 1
1993	Smith/Braxton 3	Atwater 81	Croel 1
1994	Crockett/Hilliard/R. Jones . 2	Atwater 24	None 0
1995	Atwater 3	Atwater 54	None 0
1996	Braxton 9	Braxton 128	Braxton 1
1997	Braxton/Crockett/Gordon . 4	Braxton 113	Five Players# 1
1998	Gordon 4	Gordon 125	Crockett/Gordon 1
1999	James 5	James 59	Romanowski 1
2000	Buckley 6	Buckley 110	Spencer 2
2001	O'Neal 9	O'Neal 115	Walker 1
2002	O'Neal 5	O'Neal 70	O'Neal 2
2003	K. Herndon 3	K. Herndon 19	Gold 1
2004	Bailey 3	Hayward 76	E. Johnson/Wilson 1
2005	Bailey 8	Bailey 139	Bailey 2
2006	Bailey 10	Bailey 162	Bailey/Da. Williams 1
2007	Bly 5	Bly 71	None 0
2008	Bly 2	Barrett 34	None 0
2009	Goodman 5	Goodman 65	None 0
2010	Bailey/Hill/Thompson . 2	Hill 67	None 0
2011	Bailey/Goodman 2	Vaughn 55	Goodman/Haggan/Vaughn . 1
2012	Harris/Woodyard 3	Harris 144	Harris 2
2013	Three players& 3	Rodgers-Cromartie... 75	Rodgers-Cromartie 1
2014	Talib/R. Moore 4	Talib 62	Talib 2
2015	Talib 3	Talib 123	Talib 2
2016	Stewart/Talib 3	Roby 102	Roby 2
2017	Stewart 3	Talib 103	Simmons/Talib 1
2018	Harris/Simmons 3	Harris 68	Davis/Harris 1
2019	Simmons 4	Simmons 30	None 0
2020	Simmons 5	Simmons 90	None 0
2021	Simmons 5	Simmons 76	Surtain II 1
2022	Simmons 6	Simmons 51	None 0
2023	Simmons 3	Simmons 39	None 0

*Atwater, Henderson, Montgomery. ^Gonsoulin, McGeever, McMillin, Zeman.

#Atwater, Braxton, Gordon, Mobley, Traylor. &Rodgers-Cromartie, Trevathan, Harris Jr.

PUNT RETURNS

	PUNT RETURNS	YARDS	AVG. (min. 10)
1960	Carmichael.....15	Carmichael.....101	Carmichael.....6.7
1961	Frazier.....18	Frazier.....231	Frazier.....12.8
1962	Mingo.....7	Zeman.....59	Zeman.....11.8
1963	Mitchell.....12	Mitchell.....141	Mitchell.....11.7
1964	Barry.....16	Barry.....149	Barry.....9.3
1965	Barry.....21	Barry.....210	Barry.....10.0
1966	Haynes.....10	Haynes.....119	Haynes.....11.9
1967	Little.....16	Little.....270	Little.....16.9
1968	Little.....24	Little.....261	Little.....10.9
1969	Thompson.....25	Thompson.....288	Thompson.....11.5
1970	Thompson.....23	Thompson.....233	Thompson.....10.1
1971	Thompson.....29	Thompson.....274	Thompson.....9.4
1972	Sherman.....10	Sherman.....89	Sherman.....8.9
1973	Thompson.....30	Thompson.....366	Thompson.....12.2
1974	Thompson.....26	Thompson.....350	Thompson.....13.5
1975	Upchurch.....27	Upchurch.....312	Thompson.....12.2
1976	Upchurch.....39	Upchurch.....536	Upchurch.....13.7
1977	Upchurch.....51	Upchurch.....653	Upchurch.....12.8
1978	Upchurch.....36	Upchurch.....493	Upchurch.....13.7
1979	Upchurch.....30	Upchurch.....304	Upchurch.....10.1
1980	Upchurch.....37	Upchurch.....353	Upchurch.....9.5
1981	Manning.....41	Manning.....378	Manning.....9.2
1982	Upchurch.....15	Upchurch.....242	Upchurch.....16.1
1983	Thomas.....33	Thomas.....368	Thomas.....11.2
1984	Willhite/Thomas.....20	Willhite.....200	Willhite.....10.0
1985	V. Johnson.....30	V. Johnson.....260	Willhite.....10.6
1986	Willhite.....42	Willhite.....468	Willhite.....11.1
1987	Clark.....18	Clark.....233	Clark.....12.9
1988	Nattiel.....22	Nattiel.....218	Nattiel.....9.9
1989	K. Bell.....21	K. Bell.....143	V. Johnson.....9.8
1990	Clark.....21	Clark.....159	V. Johnson.....8.4
1991	V. Johnson.....24	V. Johnson.....174	V. Johnson.....7.3
1992	Marshall.....33	Marshall.....349	Marshall.....10.6
1993	Milburn.....40	Milburn.....425	Milburn.....10.6
1994	Milburn.....41	Milburn.....379	Milburn.....9.2
1995	Milburn.....31	Milburn.....354	Milburn.....11.4
1996	Kinchen.....26	Kinchen.....300	R. Smith.....12.3
1997	Gordon.....40	Gordon.....543	Gordon.....13.6
1998	Gordon.....34	Gordon.....379	Gordon.....11.1
1999	Watson.....44	Watson.....334	Watson.....7.6
2000	O'Neal.....34	O'Neal.....354	O'Neal.....10.4
2001	O'Neal.....31	O'Neal.....405	O'Neal.....13.1
2002	O'Neal.....30	O'Neal.....251	O'Neal.....8.4
2003	O'Neal.....33	O'Neal.....315	O'Neal.....9.5
2004	R. Smith.....22	R. Smith.....223	R. Smith.....10.1
2005	Da. Williams.....17	Da. Williams.....148	Da. Williams.....8.7
2006	Da. Williams.....25	Da. Williams.....206	Da. Williams.....8.2
2007	Martinez.....14	Martinez.....157	Martinez.....11.2
2008	Royal.....14	Royal.....140	Royal.....10.0
2009	Royal.....30	Royal.....335	Royal.....11.2
2010	Royal.....25	Royal.....298	Royal.....11.9
2011	Cosby.....27	Cosby.....269	Royal.....16.2
2012	Holliday.....31	Holliday.....334	Holliday.....10.8
2013	Holliday.....32	Holliday.....271	Holliday.....8.5
2014	Burse.....29	Burse.....211	Burse.....7.3
2015	Sanders.....17	Bolden.....123	Sanders.....6.1
2016	Norwood.....25	Norwood.....204	Raymond.....10.1
2017	McKenzie.....21	McKenzie.....183	J. Taylor.....9.4
2018	Cracraft.....12	Cracraft.....40	Cracraft.....3.3
2019	Spencer.....26	Spencer.....208	Spencer.....8.0
2020	Spencer.....16	Spencer.....253	Spencer.....15.8
2021	Spencer.....26	Spencer.....206	Spencer.....7.9
2022	Washington.....32	Washington.....271	Washington.....8.5
2023	Mims.....19	Mims.....312	Mims.....16.4

KICKOFF RETURNS

	KICKOFF RETURNS	YARDS	AVG. (min. 13)
1960	Carmichael.....22	Carmichael.....581	Carmichael.....26.4
1961	Frazier.....18	Frazier.....504	Frazier.....28.0
1962	Frazier.....19	Frazier.....388	Frazier.....20.4
1963	Mitchell.....37	Mitchell.....954	Mitchell.....25.7
1964	Barry.....47	Barry.....1,245	Barry.....26.5
1965	Haynes.....34	Haynes.....901	Haynes.....26.5
1966	Sellers.....19	Sellers.....541	Sellers.....28.5
1967	Little.....35	Little.....942	Little.....26.9
1968	Little.....26	Little.....649	Little.....25.0
1969	Williams.....23	Williams.....574	Thompson.....28.5
1970	Anderson.....21	Anderson.....520	Anderson.....24.8
1971	Anderson.....8	Little.....199	Little.....28.3
1972	Montgomery.....29	Montgomery.....756	Montgomery.....26.1
1973	Armstrong.....20	Armstrong.....472	Armstrong.....23.6
1974	Armstrong.....16	Armstrong.....386	Armstrong.....24.1
1975	Upchurch.....40	Upchurch.....1,084	Upchurch.....27.1
1976	Upchurch.....22	Upchurch.....514	Perrin.....27.9
1977	Upchurch.....20	Upchurch.....456	Upchurch.....22.8
1978	Perrin.....12	Perrin.....256	Perrin.....21.3
1979	Pane.....18	Pane.....354	Pane.....19.7
1980	Brunson.....40	Brunson.....923	Brunson.....23.1
1981	Manning.....26	Manning.....514	Manning.....19.8
1982	Willhite.....17	Manning.....346	Manning.....23.1
1983	Thomas.....28	Thomas.....573	Thomas.....20.5
1984	Lang.....19	Lang.....404	Lang.....21.3
1985	V. Johnson.....30	V. Johnson.....740	V. Johnson.....24.7
1986	K. Bell.....23	K. Bell.....531	K. Bell.....23.1
1987	K. Bell.....15	K. Bell.....323	K. Bell.....21.5
1988	K. Bell.....36	K. Bell.....762	K. Bell.....21.2
1989	K. Bell.....30	K. Bell.....602	K. Bell.....20.1
1990	Clark.....20	Clark.....505	Clark.....25.3
1991	Montgomery.....26	Montgomery.....488	Montgomery.....18.8
1992	Montgomery.....21	Montgomery.....466	Montgomery.....22.2
1993	Russell.....18	Russell.....374	Russell.....20.8
1994	Milburn.....37	Milburn.....793	By'not'e.....22.7
1995	Milburn.....47	Milburn.....1,269	Milburn.....27.0
1996	Hebron.....45	Hebron.....1,099	Hebron.....24.4
1997	Hebron.....43	Hebron.....1,009	Hebron.....23.5
1998	Hebron.....46	Hebron.....1,216	Hebron.....26.4
1999	Watson.....48	Watson.....1,138	Watson.....23.7
2000	O'Neal.....46	O'Neal.....1,102	O'Neal.....24.0
2001	Cole.....48	Cole.....1,127	Kasper.....26.6
2002	Droughns.....20	Droughns.....516	Kasper.....26.2
2003	Cole.....30	Cole.....714	Cole.....23.8
2004	R. Alexander.....19	R. Alexander.....386	Droughns.....24.6
2005	Da. Williams.....18	Da. Williams.....431	Da. Williams.....23.9
2006	Clark.....23	Clark.....512	Morgan.....24.9
2007	Hall.....19	Hall.....475	Hall.....25.0
2008	Royal.....23	Royal.....600	Royal.....26.1
2009	Royal.....26	Royal.....621	Royal.....23.9
2010	Decker.....22	Decker.....556	Decker.....25.3
2011	Cosby.....17	Cosby.....457	Cosby.....26.9
2012	Bolden.....14	Holliday.....358	Bolden.....19.3
2013	Holliday.....28	Holliday.....775	Holliday.....27.7
2014	Bolden.....13	Bolden.....429	Bolden.....33.0
2015	Bolden.....15	Bolden.....342	Bolden.....22.8
2016	Latimer.....8	Latimer.....200	Latimer (8 ret.).....25.0
2017	Booker.....14	Booker.....276	Booker.....19.7
2018	Booker.....10	Booker.....234	Booker (10 ret.).....23.4
2019	Spencer.....15	Spencer.....436	Spencer.....29.1
2020	Spencer.....15	Spencer.....281	Spencer.....18.7
2021	Spencer.....17	Spencer.....291	Spencer.....17.1
2022	Washington.....18	Washington.....340	Washington.....18.9
2023	Mims.....15	Mims.....397	Mims.....26.5

SCORING

	TOUCHDOWNS	POINTS
1960	Taylor.....	12
1961	Frazier/Stone.....	8
1962	Scarpitto.....	6
1963	Taylor.....	10
1964	Taylor.....	7
1965	Hayes/Gilchrist.....	7
1966	Scarpitto.....	5
1967	Denson.....	11
1968	Crabtree/Little/Denson.....	5
1969	Denson.....	10
1970	Crenshaw.....	6
1971	Little.....	6
1972	Little.....	13
1973	Little.....	13
1974	Armstrong.....	12
1975	Five Players*.....	4
1976	Moses.....	7
1977	Five Players^.....	4
1978	Odoms.....	6
1979	Upchurch.....	7
1980	Odoms.....	6
1981	Watson.....	13
1982	Upchurch.....	5
1983	Watson.....	5
1984	Watson.....	7
1985	Winder.....	8
1986	Winder.....	14
1987	V. Johnson/Winder.....	7
1988	Jackson/Sewell.....	6
1989	Humphrey.....	8
1990	Humphrey.....	7
1991	Elway.....	6
1992	Jackson.....	8
1993	Sharpe.....	9
1994	L. Russell.....	9
1995	Miller.....	14
1996	Davis.....	15
1997	Davis.....	15
1998	Davis.....	23
1999	Gary/McCaffrey.....	7
2000	Anderson.....	15
2001	R. Smith.....	11
2002	Portis.....	17
2003	Portis.....	14
2004	Droughns.....	8
2005	Anderson.....	13
2006	Walker.....	9
2007	Marshall.....	7
2008	Hillis/Marshall.....	6
2009	Marshall.....	10
2010	Lloyd.....	11
2011	Decker.....	9
2012	Decker.....	13
2013	D. Thomas.....	14
2014	J. Thomas.....	12
2015	Hillman.....	7
2016	Four Players&.....	5
2017	D. Thomas.....	5
2018	Lindsay.....	10
2019	Lindsay.....	7
2020	Gordon.....	10
2021	Gordon.....	10
2022	Judy.....	6
2023	Sutton.....	10
	Mingo.....	123
	Frazier.....	50
	Mingo.....	137
	Mingo.....	83
	Taylor.....	42
	Kroner.....	71
	Kroner.....	62
	Denson.....	66
	Howfield.....	57
	Howfield.....	75
	Howfield.....	81
	Turner.....	93
	Turner.....	97
	Turner.....	106
	Armstrong.....	72
	Turner.....	86
	Turner.....	81
	Turner.....	76
	Turner.....	64
	Turner.....	71
	Steinfort.....	110
	Steinfort.....	87
	Karlis.....	48
	Karlis.....	96
	Karlis.....	101
	Karlis.....	110
	Karlis.....	104
	Karlis.....	91
	Karlis.....	105
	Treadwell.....	120
	Treadwell.....	109
	Treadwell.....	112
	Treadwell.....	88
	Elam.....	119
	Elam.....	119
	Elam.....	132
	Elam.....	109
	Elam.....	124
	Davis.....	138
	Elam.....	116
	Elam.....	103
	Elam.....	124
	Elam.....	120
	Elam.....	120
	Elam.....	129
	Elam.....	115
	Elam.....	115
	Elam.....	114
	Prater.....	114
	Prater.....	122
	Prater.....	76
	Prater.....	87
	Prater.....	133
	Prater.....	150
	J. Thomas.....	72
	McManus.....	125
	McManus.....	119
	McManus.....	99
	McManus.....	95
	McManus.....	112
	McManus.....	108
	McManus.....	111
	McManus.....	109
	Lutz.....	119

*Keyworth, Dolbin, Little, Lynch, Odoms.

&C. Anderson, Booker, Sanders, D. Thomas.

^Armstrong, Moses, Morton, Perrin, Upchurch.

FIELD GOALS AND PUNTING

	FIELD GOALS		PUNTING	
1960	Mingo	18-28, 643	Herring	70-2,610, 37.3
1961	Hill	5-15, 333	Herring	80-3,149, 39.4
1962	Mingo	27-39, 692	Fraser	54-2,400, 44.4
1963	Mingo	16-30, 533	Fraser	78-3,595, 46.1
1964	Mingo	8-12, 667	Fraser	72-3,225, 44.7
1965	Kroner	13-29, 448	Scarpitto	67-2,833, 42.3
1966	Kroner	14-25, 560	Scarpitto	76-3,480, 45.8
1967	Humphreys	7-15, 467	Scarpitto	105-4,713, 44.9
1968	Howfield	9-18, 500	Van Heusen	88-3,853, 43.8
1969	Howfield	13-29, 448	Hollomon	47-1,868, 39.7
1970	Howfield	18-32, 563	Van Heusen	87-3,732, 42.9
1971	Turner	25-38, 658	Van Heusen	76-3,176, 41.8
1972	Turner	20-29, 690	Van Heusen	60-2,408, 40.1
1973	Turner	22-33, 667	Van Heusen	69-3,114, 45.1
1974	Turner	11-21, 524	Van Heusen	75-3,024, 40.3
1975	Turner	21-28, 720	Van Heusen	63-2,515, 39.9
1976	Turner	15-21, 714	Weese	52-1,852, 35.6
1977	Turner	13-19, 684	Dilts	90-3,525, 39.2
1978	Turner	11-22, 500	Dilts	96-3,494, 36.4
1979	Turner	13-21, 619	Prestridge	89-3,555, 39.9
1980	Steinfort	26-34, 765	Prestridge	70-3,076, 43.9
1981	Steinfort	17-30, 567	Prestridge	86-3,478, 40.4
1982	Karlis	11-13, 846	Prestridge	45-2,026, 45.0
1983	Karlis	21-25, 840	Prestridge	87-3,620, 41.6
1984	Karlis	21-28, 750	Norman	96-3,850, 40.1
1985	Karlis	23-38, 605	Norman	92-3,764, 40.9
1986	Karlis	20-28, 715	Weil	34-1,344, 39.5
1987	Karlis	18-25, 720	Horan	44-1,807, 41.1
1988	Karlis	23-36, 639	Horan	65-2,861, 44.0
1989	Treadwell	27-33, 818	Horan	77-3,111, 40.4
1990	Treadwell	25-34, 735	Horan	58-2,575, 44.4
1991	Treadwell	27-36, 750	Horan	72-3,012, 41.8
1992	Treadwell	20-24, 833	Horan	37-1,681, 45.4
1993	Elam	26-35, 743	Rouen	67-3,017, 45.0
1994	Elam	30-37, 841	Rouen	76-3,258, 42.9
1995	Elam	31-38, 816	Rouen	52-2,192, 42.2
1996	Elam	21-28, 750	Rouen	65-2,714, 41.8
1997	Elam	26-36, 722	Rouen	60-2,598, 43.3
1998	Elam	23-27, 852	Rouen	66-3,097, 46.9
1999	Elam	29-36, 806	Rouen	84-3,908, 46.5
2000	Elam	18-24, 750	Rouen	61-2,455, 40.2
2001	Elam	31-36, 861	Rouen	81-3,668, 45.3
2002	Elam	26-36, 722	Rouen	29-1,239, 42.7
2003	Elam	27-31, 871	Knorr	68-2,937, 43.2
2004	Elam	29-34, 853	Knorr	54-2,243, 41.5
2005	Elam	24-32, 750	Sauerbrun	72-3,157, 43.8
2006	Elam	27-29, 931	Ernster	80-3,338, 41.7
2007	Elam	27-31, 871	Sauerbrun	47-2,220, 46.8
2008	Prater	25-34, 735	Kern	46-2,150, 46.7
2009	Prater	30-35, 857	Berger	51-2,142, 42.0
2010	Prater	16-18, 889	Colquitt	86-3,835, 44.6
2011	Prater	19-25, 760	Colquitt	101-4,783, 47.4
2012	Prater	26-32, 813	Colquitt	67-3,105, 46.3
2013	Prater	25-26, 962	Colquitt	65-2,893, 44.5
2014	Barth	15-16, 938	Colquitt	69-3,049, 44.2
2015	McManus	30-35, 857	Colquitt	84-3,663, 43.6
2016	McManus	29-34, 853	Dixon	89-4,068, 45.7
2017	McManus	24-32, 750	Dixon	73-3,331, 45.6
2018	McManus	20-25, 800	Wadman	65-2,905, 44.7
2019	McManus	29-34, 853	Wadman	78-3,464, 44.4
2020	McManus	28-34, 824	Martin	65-3,040, 46.8
2021	McManus	26-31, 839	Martin	67-3,083, 46.0
2022	McManus	28-36, 778	Waitman	96-4,470, 46.6
2023	Lutz	30-34, 882	Dixon	79-3,659, 46.3

SACKS AND TACKLES

QUARTERBACK SACKS		TOTAL TACKLES		
1970	P. Smith.....	11.5	Forsberg.....	99
1971	P. Smith.....	12.0	Forsberg.....	98
1972	Alzado.....	10.5	Alzado/Graham.....	91
1973	P. Smith.....	11.0	P. Smith.....	106
1974	Alzado.....	13.0	T. Jackson.....	116
1975	Alzado.....	7.0	Gradishar.....	177
1976	Chavous.....	8.0	Gradishar.....	198
1977	Alzado.....	8.0	Gradishar.....	219
1978	Alzado.....	9.0	Gradishar.....	286
1979	Manor.....	6.5	Gradishar.....	235
1980	R. Jones.....	11.5	Gradishar.....	250
1981	R. Jones.....	9.5	Gradishar.....	258
1982	Chavous.....	5.0	Gradishar.....	151
1983	T. Jackson.....	5.5	Gradishar.....	224
1984	R. Jones.....	11.0	Busick.....	195
1985	Mecklenburg.....	13.0	Harden.....	82
1986	R. Jones.....	13.5	Hunley.....	164
1987	R. Jones.....	7.0	Ryan.....	125
1988	Fletcher.....	9.0	Kragen.....	140
1989	Fletcher.....	12.0	Mecklenburg.....	143
1990	Fletcher.....	11.0	Brooks.....	175
1991	Fletcher.....	13.5	Brooks.....	153
1992	Fletcher.....	16.0	Brooks.....	167
1993	Fletcher.....	13.5	Atwater.....	141
1994	Fletcher.....	7.0	Alexander.....	172
1995	Perry.....	6.0	Atwater.....	148
1996	A. Williams.....	13.0	Romanowski.....	128
1997	Tanuvasa/N. Smith/A. Williams.....	8.5	Mobley.....	132
1998	Pryce/Tanuvasa.....	8.5	Mobley.....	132
1999	Pryce.....	13.0	Cadrez.....	97
2000	Pryce.....	12.0	Mobley.....	133
2001	Pryce/Romanowski.....	7.0	Mobley.....	133
2002	Pryce.....	9.0	Wilson.....	199
2003	Berry.....	11.5	Wilson.....	128
2004	Hayward.....	10.5	D.J. Williams.....	114
2005	Ekuban/Lynch/Pryce.....	4.0	Gold.....	106
2006	Dumervil.....	8.5	Wilson.....	113
2007	Dumervil.....	12.5	D.J. Williams.....	170
2008	Dumervil/Ekuban.....	5.0	Winborn.....	117
2009	Dumervil.....	17.0	D.J. Williams.....	122
2010	D.J. Williams.....	5.5	D.J. Williams.....	119
2011	Miller.....	11.5	D.J. Williams.....	90
2012	Miller.....	18.5	Woodyard.....	114
2013	Phillips.....	10.0	Trevathan.....	124
2014	Miller.....	14.0	B. Marshall.....	124
2015	Miller.....	11.0	Trevathan.....	110
2016	Miller.....	13.5	Davis.....	97
2017	Miller.....	10.0	B. Marshall.....	106
2018	Miller.....	14.5	T. Davis.....	114
2019	Miller.....	8.0	T. Davis.....	134
2020	Reed.....	8.0	Johnson.....	124
2021	S. Harris.....	6.0	Jackson.....	88
2022	D. Jones.....	6.5	Singleton.....	152
2023	Cooper.....	8.5	Singleton.....	175

BRONCOS ALL-TIME SERVICE RECORDS (REGULAR SEASON)

Most Seasons with Denver

16	John Elway, 1983-98
15	Jason Elam, 1993-2007 Tom Nalen, 1994-2008
14	Tom Jackson, 1973-86 Dennis Smith, 1981-94
13	Barney Chavous, 1973-85 Paul Howard, 1973-75, '77-86 Ken Lanier, 1981-92, '94 Rod Smith, 1995-2007
12	Bill Thompson, 1969-81 Tyrone Braxton, 1987-93, '95-99 Billy Bryan, 1977-88 Dwayne Carswell, 1994-2005 Rubin Carter, 1975-86 Karl Mecklenburg, 1983-94 Riley Odoms, 1972-85 Shannon Sharpe, 1990-99, 2002-03 Louis Wright, 1975-86

Most Games Played with Denver

236	Jason Elam, 1993-2007
234	John Elway, 1983-98
194	Tom Nalen, 1994-2008
191	Tom Jackson, 1973-86
187	Paul Howard, 1973-75, '77-86
184	Dennis Smith, 1981-94
183	Rod Smith, 1995-2007
182	Barney Chavous, 1973-85
180	Karl Mecklenburg, 1983-94
179	Bill Thompson, 1969-81

Most Consecutive Games Played with Denver

172	Simon Fletcher <i>(1st in '85 through 16th in '95)</i>
166	Ken Lanier <i>(13th in '81 through 16th in '92)</i>
156	Bill Thompson <i>(1st in '71 through 16th in '81)</i>

Most Consecutive Games Started with Denver

156	Bill Thompson <i>(1st in '71 through 16th in '81)</i>
140	Simon Fletcher <i>(1st in '87 through 16th in '95)</i>
131	Ken Lanier <i>(9th in '84 through 16th in '92)</i>

Most Games Started with Denver

231	John Elway, 1983-98
188	Tom Nalen, 1994-2008
178	Bill Thompson, 1969-81
177	Barney Chavous, 1973-85
	Tom Jackson, 1973-86
170	Dennis Smith, 1981-94
165	Ken Lanier, 1981-92, '94
163	Louis Wright, 1975-86
158	Rod Smith, 1995-2007
155	Steve Atwater, 1989-98

BRONCOS ALL-TIME RECORDS

INDIVIDUAL RECORDS — OFFENSE

TOTAL OFFENSE

MOST YARDS TOTAL OFFENSE

(COMBINED RUSHING AND PASSING YARDS)

Career

54,882	John Elway, 1983-98 (3,407/51,475)
17,057	Peyton Manning, 2012-15 (-55/17,112)
12,301	Jake Plummer, 2003-06 (670/11,631)
12,279	Brian Griese, 1998-2002 (516/11,763)
12,151	Craig Morton, 1977-82 (256/11,895)
9,447	Jay Cutler, 2006-08 (423/9,024)
8,620	Kyle Orton, 2009-11 (186/8,434)
7,667	Frank Tripucka, 1960-63 (-9/7,676)
7,607	Terrell Davis, 1995-2002 (7,607/0)
7,254	Charley Johnson, 1972-75 (16/7,238)

Season

5,446	Peyton Manning, 2013 (-31/5,477)
4,726	Jay Cutler, 2008 (204/4,526)
4,703	Peyton Manning, 2014 (-24/4,727)
4,665	Peyton Manning, 2012 (6/4,659)
4,291	Jake Plummer, 2004 (202/4,089)
4,183	John Elway, 1993 (153/4,030)
4,146	John Elway, 1995 (176/3,971)
4,144	John Elway, 1985 (253/3,891)
3,983	Case Keenum, 2018 (93/3,890)
3,873	Kyle Orton, 2009 (71/3,802)

Game

504	Plummer, vs. Atlanta, 10/31/04 (5/499)
487	Orton, vs. Indianapolis, 9/26/10 (11/476)
477	Manning, vs. Arizona, 10/5/14 (-2/479)
476	Cutler, at Cleveland, 11/6/08 (29/447)
460	Manning, vs. Baltimore, 9/5/13 (-2/462)
458	Frerotte, vs. San Diego, 11/19/00 (-4/462)
447	Orton, vs. Kansas City, 1/3/10 (16/431)
	Tripucka, at Buffalo, 9/15/62 (0/447)
445	C. Johnson, vs. Kansas City, 11/18/74 (0/445)
441	Manning, at New England, 11/2/14 (3/438)

MOST YARDS TOTAL OFFENSE BY A ROOKIE

(COMBINED RUSHING AND PASSING YARDS)

Season

1,897	Marlin Briscoe, 1968 (308/1,589)
1,816	Mickey Slaughter, 1963 (127/1,689)
1,809	John Elway, 1983 (146/1,663)
1,508	Clinton Portis, 2002 (1,508/0)
1,487	Mike Anderson, 2000 (1,487/0)

Game

368	Elway, vs. Baltimore, 12/11/83 (23/345)
335	Tebow, vs. Houston, 12/26/10 (27/308)
333	Briscoe, vs. Buffalo, 11/24/68 (0/333)
324	Lock, at Houston, 12/8/19 (15/309)
313	Choboian, vs. Miami, 12/4/66 (40/273)

MOST TOTAL YARDS FROM SCRIMMAGE

(RUSHING AND RECEIVING)

Career

11,737	Rod Smith, 1995-2007 (348/11,389)
9,061	Demaryius Thomas, 2010-18 (6/9,055)
8,887	Terrell Davis, 1995-2002 (7,607/1,280)
8,741	Floyd Little, 1967-75 (6,323/2,418)
8,448	Shannon Sharpe, 1990-99, 2002-03 (9/8,439)
6,892	Lionel Taylor, 1960-66 (20/6,872)
6,729	Sammy Winder, 1982-90 (5,427/1,302)
6,221	Ed McCaffrey, 1995-2003 (21/6,200)
6,131	Steve Watson, 1979-87 (19/6,112)
5,966	Riley Odoms, 1972-83 (211/5,755)

Season

2,225	Terrell Davis, 1998 (2,008/217)
2,037	Terrell Davis, 1997 (1,750/287)
1,905	Clinton Portis, 2003 (1,591/314)
1,872	Clinton Portis, 2002 (1,508/364)
1,848	Terrell Davis, 1996 (1,538/310)
1,812	Otis Armstrong, 1974 (1,407/405)
1,701	Rod Smith, 2000 (99/1,602)
1,656	Mike Anderson, 2000 (1,487/169)
1,619	Demaryius Thomas, 2014 (0/1,619)
1,586	Knowshon Moreno, 2013 (1,038/548)

Game

256	Anderson, at New Orleans, 12/3/00 (251/5)
254	Portis, vs. Kansas City, 12/7/03 (218/36)
246	Portis, vs. Arizona, 12/29/02 (228/18)
236	Davis, at Buffalo, 10/26/97 (207/29) (OT)
	Little, vs. Buffalo, 11/24/68 (71/165)
230	Moreno, at New England, 11/24/13 (224/6) (OT)
228	Davis, vs. Cincinnati, 9/21/97 (215/13)
226	D. Thomas, vs. Arizona, 10/5/14 (0/226)
220	Portis, at Kansas City, 10/5/03 (141/79)
217	Armstrong, vs. Pittsburgh, 9/22/74 (131/86) (OT)

MOST TOTAL YARDS FROM SCRIMMAGE BY A ROOKIE

(RUSHING AND RECEIVING)

Season

1,872	Clinton Portis, 2002 (1,508/364)
1,656	Mike Anderson, 2000 (1,487/169)
1,484	Terrell Davis, 1995 (1,117/367)
1,318	Olandis Gary, 1999 (1,159/159)
1,307	Bobby Humphrey, 1989 (1,151/156)

Game

256	M. Anderson, at New Orleans, 12/3/00 (251/5)
246	Portis, vs. Arizona, 12/29/02 (228/18)
209	M. Anderson, at Seattle, 11/26/00 (195/14)
205	Portis, vs. Kansas City, 12/15/02 (130/75)
199	Gary, vs. Seattle, 12/19/99 (183/16)

MOST COMBINED YARDAGE

(RUSHING/RECEIVING/RETURNS)

Career

12,477	Rod Smith, 1995-2007 (348/11,389/740)
12,173	Floyd Little, 1967-75 (6,323/2,418/3,432)
10,081	Rick Upchurch, 1975-83 (349/4,369/5,363)
9,861	Demaryius Thomas, 2010-18 (6/9,457/398)
8,880	Terrell Davis, 1995-2002 (7,607/1,280/7)
8,448	Shannon Sharpe, 1990-99, 2002-03 (9/8,439/0)
7,455	Vance Johnson, 1985-93, '95 (44/5,695/1,716)
6,895	Lionel Taylor, 1960-66 (20/6,872/3)
6,786	Sammy Winder, 1982-90 (5,427/1,302/57)
6,634	Otis Armstrong, 1973-80 (4,453/1,302/879)

Season

2,225	Terrell Davis, 1998 (2,008/217/0)
2,198	Otis Armstrong, 1974 (1,407/405/386)
2,080	Glyn Milburn, 1995 (266/191/1,623)
2,037	Terrell Davis, 1997 (1,750/287/0)
1,929	Rick Upchurch, 1975 (97/436/1,396)
1,922	Glyn Milburn, 1994 (201/549/1,172)
1,905	Clinton Portis, 2003 (1,591/314/0)
1,872	Clinton Portis, 2002 (1,508/364/0)
1,848	Terrell Davis, 1996 (1,538/310/0)
1,829	Eddie Royal, 2008 (109/980/740)

Game

404	Milburn, vs. Seattle, 12/10/95 (131/45/228)
295	Little, vs. Buffalo, 11/24/68 (71/165/59)
290	Swanson, at Kansas City, 10/18/87 (0/87/203)
289	Armstrong, vs. Pittsburgh, 9/22/74 (131/86/72)
284	Upchurch, vs. Kansas City, 9/21/75 (13/153/118)
273	Frazier, vs. Oakland, 10/15/61 (27/166/80)
256	M. Anderson, at New Orleans, 12/3/00 (251/5/0)
254	Portis, vs. Kansas City, 12/7/03 (218/36/0)
250	Haynes, at Kansas City, 12/19/65 (53/82/115)
249	Royal, vs. Miami, 11/2/08 (0/69/180)
	* - NFL Record

INDIVIDUAL RECORDS — OFFENSE / RUSHING

MOST COMBINED YARDAGE BY A ROOKIE (RUSHING/RECEIVING/RETURNS)

Season	
1,929	Rick Upchurch, 1975 (97/436/1,396)
1,872	Clinton Portis, 2002 (1,508/364/0)
1,829	Eddie Royal, 2008 (109/980/740)
1,757	Vance Johnson, 1985 (36/721/1,000)
1,656	Mike Anderson, 2000 (1,487/169/0)
Game	
284	Upchurch, vs. Kansas City, 9/21/75 (13/153/118)
256	Anderson, at New Orleans, 12/3/00 (251/5/0)
249	Royal, vs. Miami, 11/2/08 (0/69/180)
246	Portis, vs. Arizona, 12/29/02 (228/18/0)
240	Upchurch, vs. Oakland, 11/2/75 (17/76/147)

RUSHING

MOST ATTEMPTS

Career	
1,655	Terrell Davis, 1995-2002
1,641	Floyd Little, 1967-75
1,495	Sammy Winder, 1982-90
1,023	Otis Armstrong, 1973-80
865	Mike Anderson, 2000-05
845	Knowshon Moreno, 2009-13
774	John Elway, 1983-98
699	Jon Keyworth, 1974-80
693	C.J. Anderson, 2013-17
593	Bobby Humphrey, 1989-91

Season	
392	Terrell Davis, 1998
369	Terrell Davis, 1997
345	Terrell Davis, 1996
297	Mike Anderson, 2000
296	Sammy Winder, 1984
294	Bobby Humphrey, 1989
290	Clinton Portis, 2003
288	Bobby Humphrey, 1990
284	Floyd Little, 1971
276	Olandis Gary, 1999

Game	
42	Davis, at Buffalo, 10/26/97 (OT)
38	Droughns, at Oakland, 10/17/04
	Portis, vs. Cleveland, 12/14/03 (OT)
37	Moreno, at New England, 11/24/13 (OT)
	M. Anderson, at New Orleans, 12/3/00
	Gary, vs. Green Bay, 10/17/99
34	Portis, at Oakland, 11/30/03
	Davis, at Kansas City, 11/16/97
	Humphrey, at Buffalo, 9/30/90
	Winder, at L.A. Raiders, 10/28/84 (OT)

MOST ATTEMPTS BY A ROOKIE

Season	
297	Mike Anderson, 2000
294	Bobby Humphrey, 1989
276	Olandis Gary, 1999
273	Clinton Portis, 2002
247	Knowshon Moreno, 2009

Game	
37	M. Anderson, at New Orleans, 12/3/00
	Gary, vs. Green Bay, 10/17/99
32	M. Anderson, at Oakland, 9/17/00
31	M. Anderson, vs. Atlanta, 9/10/00
	Humphrey, at L.A. Raiders, 12/3/89 (OT)
	Humphrey, at Washington, 11/20/89

MOST RUSHING YARDS

Career	
7,607	Terrell Davis, 1995-2002
6,323	Floyd Little, 1967-75
5,427	Sammy Winder, 1982-90
4,453	Otis Armstrong, 1973-80
3,822	Mike Anderson, 2000-05
3,468	Knowshon Moreno, 2009-13
3,407	John Elway, 1983-98
3,099	Clinton Portis, 2002-03
3,051	C.J. Anderson, 2013-17
2,653	Jon Keyworth, 1974-80

Season	
2,008	Terrell Davis, 1998
1,750	Terrell Davis, 1997
1,591	Clinton Portis, 2003
1,538	Terrell Davis, 1996
1,508	Clinton Portis, 2002
1,487	Mike Anderson, 2000
1,407	Otis Armstrong, 1974
1,240	Reuben Droughns, 2004
1,202	Bobby Humphrey, 1990
1,199	Willis McGahee, 2011

Game	
251	M. Anderson, at New Orleans, 12/3/00
228	Portis, vs. Arizona, 12/29/02
224	Moreno, at New England, 11/24/13 (OT)
218	Portis, vs. Kansas City, 12/7/03
215	Davis, vs. Cincinnati, 9/21/97
208	Davis, at Seattle, 10/11/98
207	Davis, at Buffalo, 10/26/97 (OT)
195	M. Anderson, at Seattle, 11/26/00
194	Davis, vs. Baltimore, 10/20/96
193	Droughns, vs. Carolina, 10/10/04

MOST RUSHING YARDS BY A ROOKIE

Season	
1,508	Clinton Portis, 2002
1,487	Mike Anderson, 2000
1,159	Olandis Gary, 1999
1,151	Bobby Humphrey, 1989
1,117	Terrell Davis, 1995

Game	
251	M. Anderson, at New Orleans, 12/3/00
228	Portis, vs. Arizona, 12/29/02
195	M. Anderson, at Seattle, 11/26/00
187	M. Anderson, at Oakland, 9/17/00
185	Gary, at Detroit, 12/25/99

HIGHEST RUSHING AVERAGE

Career (min. 100 carries)	
5.50	Clinton Portis, 2002-03 (563-3,099)
5.38	Tim Tebow, 2010-11 (165-887)
5.13	Selvin Young, 2007-08 (201-1,032)
4.94	Tatum Bell, 2004-06, '08 (525-2,591)
4.81	Vaughn Hebron, 1996-98 (107-515)
4.78	Phillip Lindsay, 2018-20 (534-2,550)
4.64	Willis McGahee, 2011-12 (416-1,930)
4.60	Terrell Davis, 1995-2002 (1,655-7,607)
4.58	Russell Wilson, 2022-23 (135-618)
4.44	Gerald Willhite, 1982-88 (308-1,688)
4.44	Reuben Droughns, 2002-04 (285-1,265)

Season (min. 100 carries)	
5.52	Clinton Portis, 2002 (273-1,508)
5.49	Clinton Portis, 2003 (290-1,591)
5.41	Tim Tebow, 2011 (122-660)
5.40	Phillip Lindsay, 2018 (192-1,037)
5.35	Correll Buckhalter, 2009 (120-642)
5.35	Otis Armstrong, 1974 (263-1,407)
5.32	Tatum Bell, 2005 (173-921)
5.21	Selvin Young, 2007 (140-729)
5.12	Terrell Davis, 1998 (392-2,008)
5.01	Mike Anderson, 2000 (297-1,487)

INDIVIDUAL RECORDS — RUSHING / PASSING

HIGHEST RUSHING AVERAGE, CONT.

Game (min. 8 rushes)

12.25	Green, vs. Houston, 10/18/92 (8-98)
11.79	Portis, vs. Chicago, 11/23/03 (14-165)
11.00	Rolle, vs. Oakland, 10/2/60 (9-99)
10.75	T. Bell, at San Diego, 12/28/08 (8-86)
	Portis, at San Diego, 9/14/03 (12-129)
10.58	T. Bell, vs. Washington, 10/9/05 (12-127)
10.38	Joe, at Boston, 10/18/63 (8-83)
10.33	Dawkins, at Kansas City, 10/7/73 (9-93)
10.22	Lindsay, vs. Cleveland, 11/3/19 (9-92)
10.13	Young, at Indianapolis, 9/30/07 (8-81)

HIGHEST RUSHING AVERAGE BY A ROOKIE

Season (min. 100 carries)

5.52	Clinton Portis, 2002 (273-1,508)
5.40	Phillip Lindsay, 2018 (192-1,037)
5.21	Selvin Young, 2007 (140-729)
5.01	Mike Anderson, 2000 (297-1,487)
4.71	Terrell Davis, 1995 (237-1,117)

Game (min. 8 rushes)

10.38	Joe, at Boston, 10/18/63 (8-83)
10.13	Young, at Indianapolis, 9/30/07 (8-81)
9.87	Keyworth, at Oakland, 11/24/74 (15-148)
9.75	Tebow, at Oakland, 12/9/07 (8-78)
9.50	Portis, vs. Arizona, 12/29/02 (24-228)

MOST RUSHING TOUCHDOWNS

Career

60	Terrell Davis, 1995-2002
43	Floyd Little, 1967-75
39	Sammy Winder, 1982-90
36	Mike Anderson, 2000-05
33	John Elway, 1983-98
29	Clinton Portis, 2002-03
26	Knowshon Moreno, 2009-13
25	Otis Armstrong, 1973-80
22	Jon Keyworth, 1973-80
20	C.J. Anderson, 2013-17

Season

21	Terrell Davis, 1998
15	Clinton Portis, 2002
	Mike Anderson, 2000
	Terrell Davis, 1997
14	Clinton Portis, 2003
13	Terrell Davis, 1996
12	Mike Anderson, 2005
	Floyd Little, 1973
10	Knowshon Moreno, 2013
	Jon Keyworth, 1974

Game

5	Portis, vs. Kansas City, 12/7/03
4	M. Anderson, at New Orleans, 12/3/00
3	14 times (last: C. Anderson, vs. Oakland, 12/28/14)

MOST RUSHING TOUCHDOWNS BY A ROOKIE

Season

15	Clinton Portis, 2002
	Mike Anderson, 2000
10	Jon Keyworth, 1974
9	Phillip Lindsay, 2018
8	Mike Bell, 2006
7	Knowshon Moreno, 2009
	Olandis Gary, 1999
	Terrell Davis, 1995
	Bobby Humphrey, 1989

Game

4	M. Anderson, at New Orleans, 12/3/00
3	Portis, vs. Kansas City, 12/15/02
	Keyworth, vs. Kansas City, 11/18/74
2	31 times (last: M. Ball, vs. Kansas City, 11/17/13)

MOST CONSECUTIVE GAMES SCORING BY RUSH

8	Terrell Davis, 1998
6	Terrell Davis, 1997-98 (last four, first two)
5	Mike Anderson, 2005
	Terrell Davis, 1997
	Sammy Winder, 1985
	Floyd Little, 1972-73 (last three, first two)

LONGEST SCORING RUN

82	Gene Mingo, vs. Oakland, 10/5/62
80	Mike Anderson, at Seattle, 11/26/00
	Floyd Little, at San Francisco, 10/25/70
72	Ronnie Hillman, vs. Minnesota, 10/4/15
	Javon Walker, at Pittsburgh, 11/5/06
	Joe Dawkins, at Kansas City, 10/7/73
71	Terrell Davis, vs. Baltimore, 10/20/96
70	Melvin Gordon III at N.Y. Giants, 9/12/21
68	Billy Joe, at Boston, 10/18/63

LONGEST SCORING RUN BY A ROOKIE

80	Mike Anderson, at Seattle, 11/26/00
68	Billy Joe, at Boston, 10/18/63
65	Phillip Lindsay, at Cincinnati, 12/2/18
60	Terrell Davis, at Houston, 11/26/95
51	Clinton Portis, vs. Kansas City, 12/15/02
45	Olandis Gary, at Detroit, 12/25/99
	Fred Bukaty, vs. Buffalo, 11/19/61

LONGEST NON-SCORING RUN

71	Eddie Royal, vs. Buffalo, 12/21/08
	Olandis Gary, vs. Seattle, 12/19/99
70	Terrell Davis, at Seattle, 10/11/98
69	Henry Bell, vs. Los Angeles, 10/16/60
68	Tatum Bell, vs. New England, 10/16/05
65	Melvin Gordon III, at Kansas City, 12/6/20
64	Justin Forsett, vs. Oakland, 1/1/17
63	Jim Krieg, vs. San Diego, 12/10/72
	Bob Scarpitto, at San Diego, 10/30/66
62	Lonnie Perrin, vs. Baltimore, 11/27/77

LONGEST NON-SCORING RUN BY A ROOKIE

71	Eddie Royal, vs. Buffalo, 12/21/08
	Olandis Gary, vs. Seattle, 12/19/99
69	Henry Bell, vs. Los Angeles, 10/16/60
63	Jim Krieg, vs. San Diego, 12/10/72

PASSING

WINNING PERCENTAGE AS A STARTING QUARTERBACK

(min. 25 starts)

45-12 (.789)	Peyton Manning, 2012-15
39-15 (.722)	Jake Plummer, 2003-06
148-82-1 (.643)	John Elway, 1983-98
41-23 (.641)	Craig Morton, 1977-82
27-24 (.529)	Brian Griese, 1998-2002
20-18-3 (.524)	Charley Johnson, 1972-75
17-20 (.459)	Jay Cutler, 2006-08
14-17 (.452)	Steve Ramsey, 1971-76
11-19 (.367)	Russell Wilson, 2022-23
12-22 (.353)	Kyle Orton, 2009-11

MOST PASSING YARDS

Career

51,475	John Elway, 1983-98
17,112	Peyton Manning, 2012-15
11,895	Craig Morton, 1977-82
11,763	Brian Griese, 1998-2002
11,631	Jake Plummer, 2003-06
9,024	Jay Cutler, 2006-08
8,434	Kyle Orton, 2009-11
7,676	Frank Tripucka, 1960-63
7,238	Charley Johnson, 1972-75
6,594	Russell Wilson, 2022-23

Season

*5,477	Peyton Manning, 2013
4,727	Peyton Manning, 2014
4,659	Peyton Manning, 2012
4,526	Jay Cutler, 2008
4,089	Jake Plummer, 2004
4,030	John Elway, 1993
3,970	John Elway, 1995
3,891	John Elway, 1985
3,890	Case Keenum, 2018
3,802	Kyle Orton, 2009

* - NFL Record

INDIVIDUAL RECORDS — PASSING

MOST PASSING YARDS, CONT.

<u>Game</u>	
499	Plummer, vs. Atlanta, 10/31/04 (31-55)
479	Manning, vs. Arizona, 10/5/14 (31-47)
476	Orton, vs. Indianapolis, 9/26/10 (37-57)
462	Manning, vs. Baltimore, 9/5/13 (27-42)
	Frerotte, vs. San Diego, 11/19/00 (36-58)
447	Cutler, at Cleveland, 11/6/08 (24-42)
	Tripucka, at Buffalo, 9/15/62 (29-56)
445	C. Johnson, vs. Kansas City, 11/18/74 (28-42)
438	Manning, at New England, 11/2/14 (34-57)
432	Elway, at Seattle, 12/20/85 (24-42)

MOST PASSING YARDS BY A ROOKIE

<u>Season</u>	
1,689	Mickey Slaughter, 1963
1,663	John Elway, 1983
1,589	Marlin Briscoe, 1968
1,110	Max Choboian, 1966
1,020	Drew Lock, 2019

<u>Game</u>	
345	Elway, vs. Baltimore, 12/11/83 (23-44)
335	Briscoe, vs. Buffalo, 11/24/68 (12-29)
309	Lock, at Houston, 12/8/19 (22-27)
308	Tebow, vs. Houston, 12/26/10 (16-29)
298	Slaughter, at Oakland, 12/15/63 (20-35)

MOST ATTEMPTS

<u>Career</u>	
7,250	John Elway, 1983-98
2,170	Peyton Manning, 2012-15
1,678	Brian Griese, 1998-2002
1,596	Jake Plummer, 2003-06
1,594	Craig Morton, 1977-82
1,277	Frank Tripucka, 1960-63
1,220	Jay Cutler, 2006-08
1,194	Kyle Orton, 2009-11
970	Charley Johnson, 1972-75
930	Russell Wilson, 2022-23

<u>Season</u>	
659	Peyton Manning, 2013
616	Jay Cutler, 2008
605	John Elway, 1985
597	Peyton Manning, 2014
586	Case Keenum, 2018
583	Peyton Manning, 2012
551	John Elway, 1993
542	John Elway, 1995
541	Kyle Orton, 2009
521	Jake Plummer, 2004

<u>Game</u>	
59	Manning, vs. Tennessee, 12/8/13
	Elway, at Green Bay, 10/10/93
58	Frerotte, vs. San Diego, 11/19/00
57	Manning, at New England, 11/2/14
	Orton, vs. Indianapolis, 9/26/10
56	Orton, vs. Kansas City, 1/3/10
	Tripucka, at Buffalo, 9/15/62
55	Plummer, vs. Atlanta, 10/31/04
54	Manning, at St. Louis, 11/16/14
53	Griese, at Baltimore, 9/30/02
	Slaughter, at Houston, 12/20/64

MOST ATTEMPTS BY A ROOKIE

<u>Season</u>	
259	John Elway, 1983
224	Marlin Briscoe, 1968
223	Mickey Slaughter, 1963
156	Drew Lock, 2019
137	Jay Cutler, 2006

<u>Game</u>	
44	Elway, vs. Baltimore, 12/11/83
41	Briscoe, at Oakland, 12/8/68
40	Lock, at Kansas City, 12/15/19
36	Tebow, vs. San Diego, 1/2/11
35	Lynch, vs. Atlanta, 10/9/16
	Slaughter, at Oakland, 12/15/63

MOST COMPLETIONS

<u>Career</u>	
4,123	John Elway, 1983-98
1,443	Peyton Manning, 2012-15
1,044	Brian Griese, 1998-2002
944	Jake Plummer, 2003-06
907	Craig Morton, 1977-82
762	Jay Cutler, 2006-08
720	Kyle Orton, 2009-11
662	Frank Tripucka, 1960-63
589	Russell Wilson, 2022-23
517	Charley Johnson, 1972-75

Season

450	Peyton Manning, 2013
400	Peyton Manning, 2012
395	Peyton Manning, 2014
384	Jay Cutler, 2008
365	Case Keenum, 2018
348	John Elway, 1993
336	Kyle Orton, 2009
327	John Elway, 1985
316	John Elway, 1995
307	John Elway, 1994

Game

39	Manning, vs. Tennessee, 12/8/13
37	Orton, vs. Indianapolis, 9/26/10
36	Cutler, vs. San Diego, 9/14/08
	Frerotte, vs. San Diego, 11/19/00
	Elway, vs. San Diego, 9/4/94
35	Bridgewater vs. Las Vegas, 10/17/21
	Flacco, vs. Chicago, 9/15/19
	Keenum, at N.Y. Jets, 10/7/18
	Siemian, at Tennessee, 12/11/16
	Osweller vs. Oakland, 12/13/15
	Orton, at Tennessee, 10/3/10
	Orton, vs. New England, 10/11/09
	Griese, at Baltimore, 9/30/02

MOST COMPLETIONS BY A ROOKIE

<u>Season</u>	
123	John Elway, 1983
112	Mickey Slaughter, 1963
100	Drew Lock, 2019
93	Marlin Briscoe, 1968
81	Jay Cutler, 2006

Game

25	Lock, vs. Detroit, 12/22/19
23	Lynch, vs. Atlanta, 10/9/16
	Elway, vs. Baltimore, 12/11/83
22	Lock, at Houston, 12/8/19
21	Cutler, at Arizona, 12/17/06
	Cutler, vs. San Francisco, 12/31/06 (OT)
20	Slaughter, at Oakland, 12/15/63
18	Lock, at Kansas City, 12/15/19
	Lock, vs. L.A. Chargers, 9/18/83
	Maddox, at L.A. Raiders, 11/22/92
	Elway, vs. Philadelphia, 9/18/83
	Slaughter, at Kansas City, 12/8/63

HIGHEST COMPLETION PERCENTAGE

Career (min. 100 passes)

.669	Teddy Bridgewater, 2021 (285-426)
.665	Peyton Manning, 2012-15 (1,443-2,170)
.653	Joe Flacco, 2019 (171-262)
.633	Russell Wilson, 2022-23 (589-930)
.626	Hugh Millen, 1994-95 (107-171)
.625	Jay Cutler, 2006-08 (762-1,220)
.623	Case Keenum, 2018 (365-586)
.622	Brian Griese, 1998-2002 (1,044-1,678)
.617	Paxton Lynch, 2016-17 (79-128)
.615	Brett Rypien, 2020-22 (80-130)

INDIVIDUAL RECORDS — PASSING

HIGHEST COMPLETION PERCENTAGE, CONT.

Season (min. 50 passes)

.686	Peyton Manning, 2012 (400-583)
.683	Peyton Manning, 2013 (450-659)
.669	Teddy Bridgewater, 2021 (285-426)
.667	Brian Griese, 2002 (291-436)
.664	Russell Wilson, 2023 (297-447)
.662	Peyton Manning, 2014 (395-597)
.653	Joe Flacco, 2019 (171-262)
.643	Brian Griese, 2000 (216-336)
.641	Drew Lock, 2019 (100-156)
.636	Jay Cutler, 2007 (297-467)

Game (min. 10 passes)

.944	Morton, vs. San Diego, 9/27/81 (17-18)
.917	Elway, at L.A. Raiders, 11/2/86 (11-12)
.893	Manning, at Oakland, 12/29/13 (25-28)
.865	Manning, vs. Oakland, 9/23/13 (32-37)
.864	Morton, vs. Kansas City, 12/10/78 (19-22)
.846	Manning, vs. San Francisco, 10/19/14 (22-26)
.842	Elway, vs. Minnesota, 11/18/84 (16-19)
.833	Ramsey, vs. Cleveland, 10/19/75 (10-12)
.828	Wilson, at Buffalo, 11/13/23 (24-29)
.826	Millen, at San Francisco, 12/17/94 (19-23)

HIGHEST COMPLETION PERCENTAGE BY A ROOKIE

Season (min. 50 passes)

.641	Drew Lock, 2019 (100-156)
.591	Jay Cutler, 2006 (81-137)
.590	Paxton Lynch, 2016 (49-83)
.545	Tommy Maddox, 1992 (66-121)
.502	Mickey Slaughter, 1963 (112-223)

MOST TOUCHDOWN PASSES

Career

300	John Elway, 1983-98
140	Peyton Manning, 2012-15
74	Craig Morton, 1977-82
71	Jake Plummer, 2003-06
	Brian Griese, 1998-2002
54	Jay Cutler, 2006-08
52	Charley Johnson, 1972-75
51	Frank Tripucka, 1960-63
49	Kyle Orton, 2009-11
42	Russell Wilson, 2022-23

Season

55	Peyton Manning, 2013
39	Peyton Manning, 2014
37	Peyton Manning, 2012
27	Jake Plummer, 2004
	John Elway, 1997
26	Russell Wilson, 2023
	John Elway, 1996
	John Elway, 1995
25	Jay Cutler, 2008
	John Elway, 1993

* - NFL Record

Game

*7	Manning, vs. Baltimore, 9/5/13
5	Manning, at Oakland, 11/9/14
	Manning, at Kansas City, 12/1/13
	Frerotte, vs. San Diego, 11/19/00
	Elway, vs. Minnesota, 11/18/84
	Tripucka, vs. Buffalo, 10/28/62
4	36 times (last: Lock, at Carolina, 12/13/20)

* - NFL Record (tie)

MOST TOUCHDOWN PASSES BY A ROOKIE

Season

14	Marlin Briscoe, 1968
13	Mickey Slaughter, 1963
9	Jay Cutler, 2006
7	John Elway, 1983
	Drew Lock, 2019

Game

4	Elway, vs. Baltimore, 12/11/83
	Briscoe, vs. Buffalo, 11/24/68
3	Maddox, vs. Dallas, 12/6/92; Briscoe, vs. San Diego, 12/1/68; Briscoe, at San Diego, 10/20/68
	Lock, at Houston, 12/8/19

MOST INTERCEPTIONS THROWN

Career

226	John Elway, 1983-98
85	Frank Tripucka, 1960-63
65	Craig Morton, 1977-82
58	Steve Ramsey, 1971-76
53	Peyton Manning, 2012-15
	Brian Griese, 1998-2002
52	Charley Johnson, 1972-75
47	Jake Plummer, 2003-06
45	Steve Tensi, 1967-70
38	Mickey Slaughter, 1963-66

Season

34	Frank Tripucka, 1960
25	Frank Tripucka, 1962
23	John Elway, 1985
22	George Herring, 1961
21	Frank Tripucka, 1961
20	Jake Plummer, 2004
	Jacky Lee, 1964
19	Brian Griese, 2001
	John Elway, 1988
	Craig Morton, 1979

Game

6	Horn, at Green Bay, 9/26/71
	Herring, at Houston, 11/26/61
5	Nine times (last: Elway, vs. Kansas City, 12/14/85)

MOST INTERCEPTIONS THROWN BY A ROOKIE

Season

15	Mickey Slaughter, 1963
14	John Elway, 1983
13	Marlin Briscoe, 1968
9	Tommy Maddox, 1992
5	Jay Cutler, 2006

Game

5	Slaughter, vs. Houston, 10/13/63
4	Five times (last: Maddox, vs. Dallas, 12/6/92)

BEST INTERCEPTION AVOIDANCE PERCENTAGE

Career (min. 100 passes)

.016	Teddy Bridgewater, 2021 (7-426)
.018	Hugh Millen, 1994-95 (3-171)
.019	Joe Flacco, 2019 (5-262)
.020	Russell Wilson, 2022-23 (19-930)
.023	Brock Osweiler, 2012-15, '17 (11-477)
.023	Kyle Orton, 2009-11 (28-1,194)
.024	Peyton Manning, 2012-15 (53-2,170)
.025	Tim Tebow, 2010-11 (9-353)
.026	Case Keenum, 2018 (15-586)
.028	Drew Lock, 2019-21 (20-710)

Season (min. 50 passes)

.012	Paxton Lynch, 2016 (1-83)
.012	Brian Griese, 2000 (4-336)
.012	Chris Miller, 1999 (1-81)
.013	Gary Kubiak, 1984 (1-75)
.015	Peyton Manning, 2013 (10-659)
.015	Jake Plummer, 2005 (7-456)
.016	Teddy Bridgewater, 2021 (7-426)
.018	Russell Wilson, 2023 (8-447)
.018	Drew Lock, 2021 (2-111)
.018	Kyle Orton, 2010 (9-498)
.018	John Elway, 1993 (10-551)

HIGHEST AVERAGE GAIN PER ATTEMPT

Career (min. 100 passes)

7.89	Peyton Manning, 2012-15 (2,170-17,112)
7.52	Norris Weese, 1976-79 (251-1,887)
7.46	Craig Morton, 1977-82 (1,594-11,895)
7.46	Charley Johnson, 1972-75 (970-7,238)
7.44	Gus Frerotte, 2000-01 (280-2,084)
7.40	Jay Cutler, 2006-08 (1,220-9,024)
7.30	Steve Buernerlein, 2002-03 (180-1,314)
7.29	Jake Plummer, 2003-06 (1,596-11,631)
7.16	Teddy Bridgewater, 2021 (426-3,052)
7.12	George Shaw, 1962 (110-783)

INDIVIDUAL RECORDS — PASSING

Season (min. 50 passes)

8.65	Jacky Lee, 1965 (80-692)
8.50	Craig Morton, 1981 (376-3,195)
8.31	Peyton Manning, 2013 (659-5,477)
8.31	Norris Weese, 1978 (87-723)
8.07	Charley Johnson, 1974 (244-1,969)
8.00	Brian Griese, 2000 (336-2,688)
7.99	Peyton Manning, 2012 (583-4,659)
7.98	Tim Tebow, 2010 (82-654)
7.92	Peyton Manning, 2014 (597-4,727)
7.91	Steve Beuerlein, 2002 (117-925)

Game (min. 12 passes)

17.11	Morton, vs. San Diego, 9/27/81 (18-308)
16.45	Johnson, vs. Kansas City, 9/21/75 (20-329)
15.72	Morton, vs. Detroit, 10/11/81 (18-283)
14.00	Plummer, at Indianapolis, 12/21/03 (17-238)
13.67	Tensi, vs. Boston, 9/14/69 (15-205)

HIGHEST AVERAGE GAIN PER ATTEMPT BY A ROOKIE

Season (min. 50 passes)

7.98	Tim Tebow, 2010 (82-654)
7.57	Mickey Slaughter, 1963 (223-1,689)
7.31	Jay Cutler, 2006 (137-1,001)
7.09	Marlin Briscoe, 1968 (224-1,589)
6.54	Drew Lock, 2019 (156-1,020)
6.42	John Elway, 1983 (259-1,663)

HIGHEST AVERAGE GAIN PER COMPLETION

Career (min. 100 passes)

14.81	Steve Tensi, 1967-70 (348-5,153)
14.27	Tim Tebow, 2010-11 (167-2,383)
14.12	Steve Ramsey, 1971-76 (456-6,437)
14.00	Charley Johnson, 1972-75 (517-7,238)
13.48	John McCormick, 1963-68 (207-2,791)
13.20	Norris Weese, 1976-79 (143-1,887)
13.11	Craig Morton, 1977-82 (907-11,895)
13.01	Jacky Lee, 1964-65 (177-2,303)
13.01	Steve Beuerlein, 2002-03 (101-1,314)
12.72	George Herring, 1960-61 (102-1,297)

Season (min. 50 passes)

17.94	John Huftnagel, 1975 (16-287)
17.09	Marlin Briscoe, 1968 (93-1,589)
16.15	Steve Ramsey, 1972 (65-1,050)
15.98	George Shaw, 1962 (49-783)
15.95	Tim Tebow, 2010 (41-654)
15.73	Jacky Lee, 1965 (44-692)
15.71	Charley Johnson, 1975 (65-1,021)
15.19	Steve Tensi, 1969 (131-1,990)
15.09	Steve Ramsey, 1976 (128-1,931)
15.08	Mickey Slaughter, 1963 (112-1,689)

Game (min. 12 passes)

27.92	Briscoe, vs. Buffalo, 11/24/68 (12-335)
27.42	Johnson, vs. Kansas City, 9/21/75 (12-329)
25.23	McCormick, at Buffalo, 12/18/66 (13-328)
23.90	Breaux, vs. Buffalo, 11/3/63 (10-239)
23.73	Ramsey, vs. Houston, 9/17/73 (11-261)

HIGHEST PASSER RATING

Career (min. 100 passes)

101.7	Peyton Manning, 2012-15 (2,170 att.)
94.9	Teddy Bridgewater, 2021 (426 att.)
90.9	Russell Wilson, 2022-23 (930 att.)
87.1	Jay Cutler, 2006-08 (1,220 att.)
86.5	Bubby Brister, 1997-99 (160 att.)
85.7	Kyle Orton, 2009-11 (1,194 att.)
85.5	Gus Frerotte, 2000-01 (280 att.)
85.1	Joe Flacco, 2019 (262 att.)
84.3	Jake Plummer, 2003-06 (1,596 att.)
84.1	Brian Griese, 1998-2002 (1,678 att.)

Season (min. 50 passes)

115.1	Peyton Manning, 2013 (659 att.)
105.8	Peyton Manning, 2012 (583 att.)
102.9	Brian Griese, 2000 (336 att.)
101.5	Peyton Manning, 2014 (597 att.)
99.0	Bubby Brister, 1998 (131 att.)
98.0	Russell Wilson, 2023 (447 att.)
94.9	Teddy Bridgewater, 2021 (426 att.)
93.0	John Elway, 1998 (356 att.)
92.8	John Elway, 1993 (551 att.)
91.2	Jake Plummer, 2003 (302 att.)

HIGHEST PASSER RATING BY A ROOKIE

Season (min. 50 passes)

89.7	Drew Lock, 2019
88.5	Jay Cutler, 2006
82.1	Tim Tebow, 2010
79.2	Paxton Lynch, 2016
73.5	Ken Karcher, 1987
71.4	Don Breaux, 1963

MOST CONSECUTIVE GAMES WITH A TOUCHDOWN PASS

44	Manning, 2012-14
23	Griese, 2001-02 (15 games in 2001; did not play in one game, first eight of 2002)
19	Wilson, 2022-23 (last 4 games of 2022, first 15 games of 2023)
17	Orton, 2009-10 (last 6 games of 2009, first 11 of 2010)
15	Elway, 1995-96 (last 12 games of 1995, first three of 1996)
13	Elway, 1985-86 (last 7 games of 1985, first 6 of 1986)
12	Elway, 1992-93 (last game of 1992, first 11 games of 1993)
11	Cutler, 2007-08 (last game of 2007, first 10 games of 2008)
10	Elway, 1996 (5th through 15th; did not play in one game)
	Johnson, 1973-74 (last 8 games of 1973, first 2 games of 1974)

MOST CONSECUTIVE COMPLETIONS

20	Millen, last 7 at L.A. Raiders, 12/11/94 and first 13 at S.F., 12/17/94
18	DeBerg, at L.A. Rams (17), 12/12/82 and vs. Kansas City (1), 12/19/82
17	Griese, at Arizona, 9/23/01
16	Plummer, vs. Detroit, 9/28/03 and Morton, vs. Kansas City, 12/10/78
15	Manning, vs. Oakland, 9/23/13
14	Elway, vs. Seattle (5), 11/2/97 and vs. Carolina (9), 11/9/97
13	Wilson, vs. Las Vegas, 9/10/23
	Manning, at San Diego, 10/15/12 and Manning, at Carolina, 11/11/12

MOST CONSECUTIVE PASSES WITHOUT AN INTERCEPTION

229	Plummer, 2005 (2nd game through 11th)
226	Manning, 2012-13 (15th game in 2012 through 5th game in 2013)
200	Keenum, 2018 (8th game through 14th)
190	Elway, 1997 (8th game through 14th)
176	Manning, 2012 (2nd game through 6th)
155	Wilson, 2022-23 (6th game in 2023 through 12th game in 2023)

LONGEST SCORING PASS

97	George Shaw to Jerry Tarr, at Boston, 9/21/62
96	Frank Tripucka to Al Frazier, at Buffalo, 9/15/62
95	Craig Morton to Steve Watson, vs. Detroit, 10/11/81
93	Jay Cutler to Eddie Royal, at Cleveland, 11/6/08
	Craig Morton to Steve Watson, vs. San Diego, 9/27/81
92	Drew Lock to Jerry Jeudy, vs. Las Vegas, 1/3/21
90	Charley Johnson to Rick Upchurch, vs. Kansas City, 9/21/75
	John McCormick to Bob Scarpitto, vs. Houston, 10/17/65
87	Kyle Orton to Brandon Stokley, at Cincinnati, 9/13/09
	Frank Tripucka to Al Frazier, vs. San Diego, 11/12/61

INDIVIDUAL RECORDS — PASSING / RECEIVING

LONGEST NON-SCORING PASS

88	Brian Griese to Byron Chamberlain, vs. Green Bay, 10/17/99
86	John Elway to Vance Johnson, vs. L.A. Raiders, 9/26/88
	Craig Morton to Steve Watson, vs. Kansas City, 12/6/81
78	John Elway to Rod Smith, vs. Kansas City, 8/31/97
77	Peyton Manning to Demaryius Thomas at Kansas City, 12/1/13

LONGEST COMPLETION BY A ROOKIE

81	Arthur Marshall (WR) to Cedric Tillman, vs. Dallas, 12/6/92 (TD)
78	Gary Kubiak to Steve Watson, vs. Seattle, 11/20/83 (TD)
74	Mickey Slaughter to Bill Groman, at Buffalo, 11/9/63
71	Jay Cutler to Brandon Marshall, vs. Seattle, 12/3/06 (TD)
54	Jay Cutler to Javon Walker, at Arizona, 12/17/06 (TD)

RECEIVING

MOST RECEPTIONS

Career

849	Rod Smith, 1995-2007
675	Shannon Sharpe, 1990-99, '02-03
665	Demaryius Thomas, 2010-18
543	Lionel Taylor, 1960-66
462	Ed McCaffrey, 1995-2003
415	Vance Johnson, 1985-93, '95
404	Emmanuel Sanders, 2014-19
396	Riley Odoms, 1972-83
353	Steve Watson, 1979-87
327	Brandon Marshall, 2006-09

Season

113	Rod Smith, 2001
111	Demaryius Thomas, 2014
105	Demaryius Thomas, 2015
104	Brandon Marshall, 2008
102	Brandon Marshall, 2007
101	Emmanuel Sanders, 2014
	Brandon Marshall, 2009
	Ed McCaffrey, 2000
100	Rod Smith, 2000
	Lionel Taylor, 1961

Game

*21	Marshall, at Indianapolis, 12/13/09
18	Marshall, vs. San Diego, 9/14/08
14	Gaffney, vs. Kansas City, 1/3/10
	R. Smith, at Arizona, 9/23/01
13	R. Smith, vs. New England, 10/1/00
	Sharpe, vs. San Diego, 10/6/96
	B. Anderson, vs. Chicago, 9/30/73
	Taylor, vs. Oakland, 11/29/64
12	Gaffney, vs. Indianapolis, 9/26/10
	Sharpe, at Kansas City, 10/20/02 (OT)
	Taylor, at Boston, 9/21/62

* - NFL Record

MOST RECEPTIONS BY A ROOKIE

Season

91	Eddie Royal, 2008
52	Jerry Jeudy, 2020
51	Vance Johnson, 1985
49	Terrell Davis, 1995
43	Javonte Williams, 2021

Game

11	Royal, at San Diego, 12/28/08
9	Royal, at New England, 10/20/08
	Royal, at Kansas City, 9/28/08
	Royal, at Oakland, 9/8/08
8	Four times (last: Freeman, vs. LAC, 12/30/18)

MOST RECEIVING YARDS

Career

11,389	Rod Smith, 1995-2007
9,055	Demaryius Thomas, 2010-18
8,439	Shannon Sharpe, 1990-99, '02-03
6,872	Lionel Taylor, 1960-66
6,200	Ed McCaffrey, 1995-2003
6,112	Steve Watson, 1979-87
5,755	Riley Odoms, 1972-83
5,695	Vance Johnson, 1985-93, '95
5,450	Haven Moses, 1972-81
5,361	Emmanuel Sanders, 2014-19

Season

1,619	Demaryius Thomas, 2014
1,602	Rod Smith, 2000
1,448	Brandon Lloyd, 2010
1,434	Demaryius Thomas, 2012
1,430	Demaryius Thomas, 2013
1,404	Emmanuel Sanders, 2014
1,343	Rod Smith, 2001
1,325	Brandon Marshall, 2007
1,317	Ed McCaffrey, 2000
1,304	Demaryius Thomas, 2015

Game

226	D. Thomas, vs. Arizona, 10/5/14
214	Sharpe, at Kansas City, 10/20/02 (OT)
213	Gaffney, vs. Kansas City, 1/3/10
208	R. Smith, vs. Atlanta, 10/31/04
200	Marshall, at Indianapolis, 12/13/09
199	Taylor, vs. Buffalo, 11/27/60
187	R. Smith, vs. San Diego, 11/19/00
183	Watson, at L.A. Rams, 12/12/82
182	Watson, vs. Detroit, 10/11/81
181	Sanders at Pittsburgh, 12/20/15

MOST RECEIVING YARDS BY A ROOKIE

Season

980	Eddie Royal, 2008
856	Jerry Jeudy, 2020
738	Mark Jackson, 1986
721	Vance Johnson, 1985
704	Courtland Sutton, 2018

Game

164	Royal, at Cleveland, 11/6/08
153	Upchurch, vs. Kansas City, 9/21/75
152	Tarr, at Boston, 9/21/62
146	Royal, at Oakland, 9/8/08
140	Jeudy, vs. Las Vegas, 1/3/21

MOST TOUCHDOWN RECEPTIONS

Career

68	Rod Smith, 1995-2007
60	Demaryius Thomas, 2010-18
55	Shannon Sharpe, 1990-99, '02-03
46	Ed McCaffrey, 1995-2003
44	Haven Moses, 1972-81
	Lionel Taylor, 1960-66
41	Riley Odoms, 1972-81
37	Vance Johnson, 1985-93, '95
36	Steve Watson, 1979-87
33	Eric Decker, 2010-13

Season

14	Demaryius Thomas, 2013
	Anthony Miller, 1995
13	Eric Decker, 2012
	Steve Watson, 1981
12	Julius Thomas, 2014
	Julius Thomas, 2013
	Rod Smith, 1997
	Lionel Taylor, 1960
11	Demaryius Thomas, 2014
	Eric Decker, 2013
	Brandon Lloyd, 2010
	Rod Smith, 2001
	Al Denson, 1967

INDIVIDUAL RECORDS — RECEIVING / PUNTING

Game	
4	Decker, at Kansas City, 12/1/13
3	16 times (last: Jeudy, vs. Kansas City, 12/11/22)

MOST TOUCHDOWN RECEPTIONS BY A ROOKIE

Season	
5	Eddie Royal, 2008
4	Courtland Sutton, 2018
	Tony Scheffler, 2006
	Rick Massie, 1987
3	Javonte Williams, 2021
	KJ Hamler, 2020
	Jerry Jeudy, 2020
	Noah Fant, 2019
	Glyn Milburn, 1993
	Melvin Bratton, 1989
	Vance Johnson, 1985
	Clarence Kay, 1984
	Clint Sampson, 1983
	Billy Van Heusen, 1968

Game	
2	Hamler, at Carolina, 12/13/20
	Scheffler, at San Diego, 12/10/06
	Sampson, vs. Cleveland, 12/4/83
1	Many (last: McLaughlin, vs. N.Y. Jets, 10/8/23)

HIGHEST AVERAGE GAIN PER RECEPTION

Career (min. 50 receptions)	
20.5	Bill Van Heusen, 1968-76 (82-1,684)
18.0	Haven Moses, 1972-81 (302-5,450)
17.9	Ashley Lelie, 2002-05 (168-3,007)
17.8	Brandon Lloyd, 2009-11 (104-1,848)
17.4	Al Frazier, 1961-63 (58-1,010)
17.3	Steve Watson, 1979-1987 (353-6,112)
17.2	Mark Jackson, 1986-92 (276-4,746)
16.8	Bob Scarpitto, 1962-67 (145-2,439)
16.8	Mike Haffner, 1968-70 (59-991)
16.8	Jack Dolbin, 1975-79 (94-1,576)

Season (min. 20 receptions)	
22.0	Bob Scarpitto, 1963 (21-463)
20.7	Steve Watson, 1981 (60-1,244)
20.3	Ricky Nattiel, 1987 (31-630)
20.1	Al Denson, 1966 (36-725)
20.1	Haven Moses, 1978 (37-744)
20.1	Ashley Lelie, 2004 (54-1,084)
20.0	Haven Moses, 1977 (27-539)
19.9	Haven Moses, 1976 (25-498)
19.5	Al Denson, 1967 (46-899)
19.4	Mark Jackson, 1986 (38-738)

Game (min. 4 receptions)	
41.3	Little, vs. Buffalo, 11/24/68 (4-165)
38.0	Tarr, at Boston, 9/21/62 (4-152)
36.4	Watson, vs. Detroit, 10/11/81 (5-182)
36.0	D. Thomas, at Minnesota, 12/4/11 (4-144)
33.5	Scarpitto, vs. Houston, 10/13/63 (4-134)

HIGHEST AVERAGE GAIN PER RECEPTION BY A ROOKIE

Season (min. 20 receptions)	
20.3	Ricky Nattiel, 1987 (31-630)
19.4	Mark Jackson, 1986 (38-738)
19.1	Jack Dolbin, 1975 (22-421)
19.0	Arthur Marshall, 1992 (26-493)
17.1	Marvin Mims Jr., 2023 (22-377)

Game (min. 4 receptions)	
38.0	Tarr, at Boston, 9/21/62 (4-152)
30.5	Haffner, vs. Kansas City, 12/14/68 (4-122)
29.5	Nattiel, at San Diego, 11/29/87 (4-118)
28.3	Fant, at Houston, 12/8/19 (4-113)
28.0	Jeudy, vs. Las Vegas, 1/3/21 (5-140)

MOST CONSECUTIVE GAMES WITH A TOUCHDOWN CATCH

7	Riley Odoms, 1973
6	Wes Welker, 2013
	Anthony Miller, 1995
	Vance Johnson, 1987
	Al Denson, 1969
	Lionel Taylor, 1960-61 (last 4 games of 1960, first 2 of '61)
5	Courtland Sutton, 2023
	Julius Thomas, 2014
	Eric Decker, 2012
	Steve Watson, 1981
4	Five times (last: Brandon Lloyd, 2010)

MOST CONSECUTIVE GAMES WITH A RECEPTION

124	Rod Smith, 1999-2006
109	Demaryius Thomas, 2011-18
68	Ed McCaffrey, 1997-2003
62	Lionel Taylor, 1960-64
61	Cortland Sutton, 2018-2022
60	Shannon Sharpe, 1995-99
53	Brandon Marshall, 2006-09
49	Steve Watson, 1983-86
47	Mark Jackson, 1989-92
	Noah Fant, 2018-21
41	Anthony Miller, 1994-96
	Riley Odoms, 1976-79

LONGEST RECEPTION BY A ROOKIE

97	Jerry Tarr (from George Shaw), at Boston, 9/21/62 (TD)
93	Eddie Royal (from Jay Cutler), at Cleveland, 11/6/08 (TD)
92	Jerry Jeudy (from Drew Lock), vs. Las Vegas, 1/3/21 (TD)
90	Rick Upchurch (from Charley Johnson), vs. Kansas City, 9/21/75 (TD)
82	Al Denson (from Jacky Lee), at Kansas City, 11/1/64 (TD)

PUNTING

MOST PUNTS

Career	
641	Tom Rouen, 1993-2002
574	Bill Van Heusen, 1968-76
472	Britton Colquitt, 2010-15
377	Luke Prestridge, 1979-83
374	Mike Horan, 1986-92
249	Bob Scarpitto, 1962-67
241	Riley Dixon, 2016-17, '23
218	Chris Norman, 1984-86
209	Jim Fraser, 1962-64
186	Bucky Dilts, 1977-78

Season	
105	Bob Scarpitto, 1967
101	Britton Colquitt, 2011
96	Corliss Waitman, 2022
	Chris Norman, 1984
	Bucky Dilts, 1978
92	Chris Norman, 1985
90	Bucky Dilts, 1977
89	Riley Dixon, 2016
	Luke Prestridge, 1979
88	Bill Van Heusen, 1968

Game	
12	Prestridge, at Buffalo, 10/25/81
	Van Heusen, vs. Cincinnati, 10/6/68
	Scarpitto, at Oakland, 9/10/67
11	Dixon, at Jacksonville, 12/4/16
	Rodriguez, vs. Seattle, 11/30/92 (OT)
	Norman, vs. Seattle, 10/20/85 (OT)
	Scarpitto, vs. Oakland, 11/5/67
	Scarpitto, at N.Y. Jets, 12/3/67
10	11 times (last: Waitman, vs. S.F., 9/25/22)

INDIVIDUAL RECORDS — PUNTING / PUNT RETURNS

HIGHEST GROSS AVERAGE PER PUNT

Career (min. 100 punts)	
46.4	Sam Martin, 2020-2021 (132-6,123)
45.9	Riley Dixon, 2016-17, '23 (241-11,058)
45.2	Britton Colquitt, 2010-15 (472-21,327)
45.0	Todd Sauerbrun, 2005, '07 (119-5,357)
44.5	Colby Wadman, 2018-19 (143-6,369)
44.3	Bob Scarpitto, 1962-67 (249-11,026)
44.1	Jim Fraser, 1962-64 (209-9,221)
43.9	Tom Rouen, 1993-2002 (641-28,146)
42.5	Mike Horan, 1986-92 (374-15,911)
41.8	Luke Prestridge, 1979-83 (377-15,754)

Season (min. 50 punts)

47.4	Britton Colquitt, 2011 (101-4,783)
46.9	Tom Rouen, 1998 (66-3,097)
46.8	Sam Martin, 2020 (65-3,040)
46.6	Corliss Waitman, 2022 (96-4,470)
46.5	Tom Rouen, 1999 (84-3,908)
46.3	Riley Dixon, 2023 (79-3,659)
	Britton Colquitt, 2012 (67-3,105)
46.1	Jim Fraser, 1963 (78-3,595)
46.0	Sam Martin, 2021 (67-3,083)
45.7	Riley Dixon, 2016 (89-4,068)

Game (min. 4 punts)

57.2	Horan, vs. L.A. Raiders, 9/26/88 (5-286) (OT)
56.6	Norman, vs. Seattle, 11/25/84 (5-283)
56.2	Colquitt, at Arizona, 12/12/10 (5-281)
55.8	Colquitt, vs. Cincinnati, 9/18/11 (6-335)
55.8	Horan, vs. San Diego, 12/16/90 (5-279)
55.6	Dixon, at Las Vegas, 1/7/24 (5-278)
55.0	Horan, at New England, 10/27/91 (5-275)
54.4	Rouen, at Oakland, 9/20/98 (5-272)
54.3	Dixon, vs. Minnesota, 11/19/23 (4-217)
54.3	Rouen, at Arizona, 9/23/01 (4-217)
54.3	Rouen, vs. Minnesota, 10/31/99 (4-217)

HIGHEST NET AVERAGE PER PUNT (SINCE 1976)

Career (min. 100 punts)	
42.1	Sam Martin, 2020-21 (132-5,603)
41.3	Riley Dixon, 2016-17, '23 (241-10,034)
39.1	Britton Colquitt, 2010-15 (472-18,517)
38.7	Colby Wadman, 2018-19 (143-5,534)
37.2	Todd Sauerbrun, 2005, '07 (119-4,538)
36.5	Mike Horan, 1986-92 (379-13,851)
36.2	Tom Rouen, 1993-2002 (641-23,457)
34.7	Luke Prestridge, 1979-83 (377-13,092)
34.3	Chris Norman, 1984-86 (218-7,588)
33.3	Micah Knorr, 2022-04 (146-4,959)

Season (min. 50 punts)

42.8	Sam Martin, 2021 (67-2,869)
42.3	Riley Dixon, 2023 (79-3,344)
42.1	Britton Colquitt, 2012 (67-2,822)
41.5	Corliss Waitman, 2022 (96-3,988)
41.4	Sam Martin, 2020 (65-2,734)
41.3	Riley Dixon, 2016 (89-3,677)
40.2	Britton Colquitt, 2011 (101-4,058)
40.2	Riley Dixon, 2017 (73-3,013)
39.7	Britton Colquitt, 2015 (84-3,336)
39.4	Colby Wadman, 2019 (78-3,070)

Game (min. 4 punts)

52.8	Horan, vs. L.A. Raiders, 9/26/88 (5-264) (OT)
52.3	Rouen, vs. San Diego, 11/11/01 (6-314)
52.3	DiIts, at Houston, 12/4/77 (4-209)
51.2	Horan, vs. San Diego, 12/16/90 (5-256)
51.0	Colquitt, vs. Cincinnati, 9/18/11 (6-306)
50.8	Dixon, at Las Vegas, 1/7/24 (5-254)
50.8	Martin, vs. Philadelphia, 11/14/21 (4-203)
50.6	Colquitt, at Atlanta, 9/17/12 (5-253)
49.8	Wadman, vs. Oakland, 12/29/19 (5-254)
48.8	Colquitt, at Minnesota, 12/4/11 (6-293)
48.3	Prestridge, vs. San Francisco, 9/19/82 (6-290)
48.0	Colquitt, vs. Arizona, 10/5/14 (4-192)

LONGEST PUNT

83	Chris Norman, vs. Kansas City, 9/23/84
78	Bill Van Heusen, vs. Dallas, 12/2/73
76	Tom Rouen, at Oakland, 9/20/98
75	Jim Fraser, vs. Boston, 11/11/62
	Jim Fraser, at Oakland, 10/14/62
73	Bucky DiIts, vs. N.Y. Jets, 11/5/78
72	Bill Van Heusen, vs. Oakland, 10/22/73
	Bob Scarpitto, vs. San Diego, 10/22/67
	Bob Scarpitto, vs. Boston, 9/3/67

PUNT RETURNS

Most Punt Returns

Career	
248	Rick Upchurch, 1975-83
157	Bill Thompson, 1969-81
128	Deltha O'Neal, 2000-03
112	Glyn Milburn, 1993-95
101	Gerald Willhite, 1982-88
81	Eddie Royal, 2008-11
	Vance Johnson, 1985-91
	Floyd Little, 1967-75
74	Darrien Gordon, 1997-98
68	Diontae Spencer, 2019-21

Season

51	Rick Upchurch, 1977
44	Chris Watson, 1999
42	Gerald Willhite, 1986
41	Glyn Milburn, 1994
	Wade Manning, 1981
40	Darrien Gordon, 1997
	Glyn Milburn, 1993
39	Rick Upchurch, 1976
37	Rick Upchurch, 1980
36	Rick Upchurch, 1978

Game

8	Holliday, at Carolina, 11/11/12
	Cosby, vs. Chicago, 12/11/11
	Upchurch, vs. Baltimore, 10/22/78
7	R. Smith, vs. Kansas City, 10/27/96
	Nattiel, vs. L.A. Raiders, 9/26/88 (OT)
	Willhite, vs. New England, 9/28/86
	Upchurch, vs. San Diego, 11/30/75 (OT)
	Thompson, at Kansas City, 10/6/74
6	16 times (last: Burse, vs. Arizona, 10/5/14)

Most Yards on Punt Returns

Career	
3,008	Rick Upchurch, 1975-83
1,814	Bill Thompson, 1969-81
1,325	Deltha O'Neal, 2000-03
1,158	Glyn Milburn, 1993-95
1,012	Gerald Willhite, 1982-88
967	Eddie Royal, 2008-11
922	Darrien Gordon, 1997-98
893	Floyd Little, 1967-75
689	Vance Johnson, 1985-91
667	Diontae Spencer, 2019-21

Season

653	Rick Upchurch, 1977
543	Darrien Gordon, 1997
536	Rick Upchurch, 1976
493	Rick Upchurch, 1978
468	Gerald Willhite, 1986
425	Glyn Milburn, 1993
405	Deltha O'Neal, 2001
379	Darrien Gordon, 1998
	Glyn Milburn, 1994
378	Wade Manning, 1981

INDIVIDUAL RECORDS — PUNT RETURNS / KICK RETURNS

Game	
168	Gordon, vs. Carolina, 11/9/97
167	Upchurch, vs. Pittsburgh, 11/6/77
144	Clark, vs. San Diego, 12/27/87
128	Decker, vs. Oakland, 9/12/11
125	Holliday, at Carolina, 11/11/12
	Upchurch, vs. Cleveland, 9/26/76
121	Holliday, at N.Y. Giants, 9/15/13
112	Swanson, at Kansas City, 10/18/87
110	Watson, vs. Seattle, 12/19/99 (OT)
109	Gordon, vs. St. Louis, 9/14/97

HIGHEST AVERAGE PER PUNT RETURN

Career (min. 20 punt returns)	
12.46	Darrien Gordon, 1997-98 (74-922)
12.21	Rod Smith, 1995-2007 (53-647)
12.13	Rick Upchurch, 1975-83 (248-3,008)
11.95	Charlie Mitchell, 1963-67 (21-251)
11.94	Eddie Royal, 2008-11 (81-967)
11.89	Gene Mingo, 1960-64 (18-214)
11.73	Al Frazier, 1963-67 (26-305)
11.55	Bill Thompson, 1969-81 (157-1,814)
11.54	Todd Kinchen, 1996 (26-300)
11.02	Floyd Little, 1967-75 (81-893)

Season (min. 10 punt returns)

16.88	Floyd Little, 1967 (16-270)
16.42	Marvin Mims Jr., 2023 (19-312)
16.17	Eddie Royal, 2011 (12-194)
16.13	Rick Upchurch, 1982 (15-242)
15.81	Diontae Spencer, 2020 (16-253)
13.74	Rick Upchurch, 1976 (39-536)
13.69	Rick Upchurch, 1978 (36-493)
13.58	Darrien Gordon, 1997 (40-543)
13.46	Bill Thompson, 1974 (26-350)
13.06	Deltha O'Neal, 2001 (31-405)

MOST PUNTS RETURNED FOR TOUCHDOWN

Career	
8	Rick Upchurch, 1975-83
3	Darrien Gordon, 1997-98
2	Trindon Holliday, 2012-13
	Eddie Royal, 2008-11
	Deltha O'Neal, 2000-03
	Floyd Little, 1967-75

Season

4	Rick Upchurch, 1976
3	Darrien Gordon, 1997
2	Rick Upchurch, 1982

Game

2	Gordon, vs. Carolina, 11/9/97 (75 and 82)
	Upchurch, vs. Cleveland, 9/26/76 (36 and 73)

LONGEST SCORING PUNT RETURN

94	Darrien Gordon, vs. St. Louis, 9/14/97
92	Rick Upchurch, vs. San Diego, 10/3/76
90	Eric Decker, vs. Oakland, 9/12/11
87	Rick Upchurch, vs. Pittsburgh, 11/6/77
86	Deltha O'Neal, at Seattle, 10/14/01
85	Eddie Royal, at San Diego, 11/6/11
83	Diontae Spencer, at Carolina, 12/13/20
	Omar Bolden, at Indianapolis, 11/8/15
82	Darrien Gordon, vs. Carolina, 11/9/97
81	Trindon Holliday, at N.Y. Giants, 9/15/13
	Steve Watson, vs. Seattle, 12/19/99

LONGEST NON-SCORING PUNT RETURN

64	Deltha O'Neal, at San Diego, 10/8/00
60	Bill Thompson, at Baltimore, 11/10/74
59	Bill Thompson, vs. New England, 12/17/72
54	Glyn Milburn, vs. Tampa Bay, 12/26/93
	Charlie Mitchell, at Buffalo, 9/20/64
53	Deltha O'Neal, vs. Indianapolis, 11/24/02
	Rick Upchurch, at Seattle, 10/29/78
	Rick Upchurch, at Kansas City, 9/24/78
	Bill Thompson, at N.Y. Jets, 10/28/73
52	Marvin Mims Jr., vs. New England, 12/24/23
	Darrent Williams, at Oakland, 11/13/05
	Floyd Little, vs. N.Y. Jets, 9/21/69

ALL PUNT RETURNS FOR TDs (34)

12/13/20	Diontae Spencer, at Carolina (83 yards)
11/8/15	Omar Bolden, at Indianapolis (83 yards)
9/15/13	Trindon Holliday, at N.Y. Giants (81 yards)
11/11/12	Trindon Holliday, at Carolina (76 yards)
11/06/11	Eddie Royal, at Oakland (85 yards)
9/12/11	Eric Decker, vs. Oakland (90 yards)
10/19/09	Eddie Royal, at San Diego (71 yards)
11/19/07	Glenn Martinez, vs. Tennessee (80)
11/16/03	Rod Smith, vs. San Diego (65)
11/3/03	Deltha O'Neal, vs. New England (57)
10/14/01	Deltha O'Neal, at Seattle (86)
12/19/99	Chris Watson, vs. Seattle (81)
11/9/97	Darrien Gordon, vs. Carolina (75)
11/9/97	Darrien Gordon, vs. Carolina (82)
9/14/97	Darrien Gordon, vs. St. Louis (94)
12/27/87	Kevin Clark, vs. San Diego (71)
11/16/86	Gerald Willhite, vs. Kansas City (70)
10/12/86	Mike Harden, at San Diego (41)
9/25/83	Zach Thomas, vs. L.A. Raiders (70)
12/19/82	Rick Upchurch, vs. Kansas City (78)
9/19/82	Rick Upchurch, vs. San Francisco (67)
9/17/78	Rick Upchurch, vs. San Diego (75)
11/6/77	Rick Upchurch, vs. Pittsburgh (87)
10/24/76	Rick Upchurch, at Kansas City (55)
10/3/76	Rick Upchurch, vs. San Diego (92)
9/26/76	Rick Upchurch, vs. Cleveland (36)
9/26/76	Rick Upchurch, vs. Cleveland (73)
12/10/72	Charlie Greer, vs. San Diego (65)
11/17/68	Floyd Little, at Houston (67)
12/3/67	Floyd Little, at N.Y. Jets (72)
11/14/65	Abner Haynes, at Houston (55)
11/15/64	Odell Barry, vs. N.Y. Jets (52)
12/3/61	Al Frazier, vs. Boston (55)
9/9/60	Gene Mingo, at Boston (76)

KICKOFF RETURNS

MOST KICKOFF RETURNS

Career	
134	Vaughn Hebron, 1996-98
104	Ken Bell, 1986-89
	Floyd Little, 1967-75
96	Glyn Milburn, 1993-95
95	Rick Upchurch, 1975-83
89	Chris Cole, 2000-03
73	Odell Barry, 1964-65
61	Alton Montgomery, 1990-92
	Gene Lang, 1984-87
58	Charlie Mitchell, 1963-67

Season	
48	Chris Cole, 2001
	Chris Watson, 1999
47	Glyn Milburn, 1995
	Odell Barry, 1964
46	Deltha O'Neal, 2000
	Vaughn Hebron, 1998
45	Vaughn Hebron, 1996
43	Vaughn Hebron, 1997
40	Larry Brunson, 1980
	Rick Upchurch, 1975

Game

8	C. Jackson, at San Diego, 12/28/08
	Luke, at Kansas City, 12/19/04
	Kasper, at Kansas City, 10/20/02 (OT)
7	Nine times (last: Willis, at Buffalo, 12/24/11)

MOST YARDS ON KICKOFF RETURNS

Career	
3,324	Vaughn Hebron, 1996-98
2,523	Floyd Little, 1967-75
2,355	Rick Upchurch, 1975-83
2,250	Glyn Milburn, 1993-95
2,218	Ken Bell, 1986-89
2,105	Chris Cole, 2000-03
1,856	Odell Barry, 1964-65
1,394	Charlie Mitchell, 1963-67
1,375	Eddie Royal, 2008-11
1,323	Gene Lang, 1984-87

INDIVIDUAL RECORDS — KICK RETURNS / INTERCEPTIONS

Season	
1,269	Glyn Milburn, 1995
1,245	Odell Barry, 1964
1,216	Vaughn Hebron, 1998
1,138	Chris Watson, 1999
1,127	Chris Cole, 2001
1,102	Deltha O'Neal, 2000
1,099	Vaughn Hebron, 1996
1,084	Rick Upchurch, 1975
1,009	Vaughn Hebron, 1997
954	Charlie Mitchell, 1963

Game	
211	Decker, at Arizona, 12/12/10
201	Montgomery, at San Diego, 9/24/72
197	Upchurch, vs. Cleveland, 10/19/75
185	Little, at Miami, 9/17/67
182	Cole, at San Diego, 10/21/01
179	Kasper, at Kansas City, 10/20/02 (OT)
178	Milburn, at Houston, 11/26/95
177	Milburn, at San Diego, 11/19/95
165	Kasper, vs. Baltimore, 9/30/01
164	Royal, vs. Miami, 11/2/08

HIGHEST AVERAGE PER KICKOFF RETURN

Career (min. 40 kickoff returns)	
26.28	Abner Haynes, 1965-66 (43-1,130)
25.42	Odell Barry, 1964-65 (73-1,856)
25.13	Bill Thompson, 1969-81 (46-1,156)
25.07	Reuben Droughns, 2002-04 (46-1,153)
24.81	Vaughn Hebron, 1996-98 (134-3,324)
24.79	Rick Upchurch, 1975-83 (95-2,355)
24.70	Omar Bolden, 2012-15 (44-1,085)
24.48	Al Frazier, 1961-63 (44-1,077)
24.26	Floyd Little, 1967-75 (104-2,523)
24.12	Eddie Royal, 2008-11 (57-1,375)

Season (min. 15 kickoff returns)	
29.07	Diontae Spencer, 2019 (15-436)
28.50	Bill Thompson, 1969 (18-513)
28.47	Goldie Sellers, 1966 (19-541)
28.00	Al Frazier, 1961 (18-504)
27.75	Trindon Holliday, 2013 (28-775)
27.10	Rick Upchurch, 1975 (40-1,084)
27.00	Glyn Milburn, 1995 (47-1,269)
26.91	Floyd Little, 1967 (35-942)
26.88	Quan Cosby, 2011 (17-457)

MOST KICKOFFS RETURNED FOR TOUCHDOWN

Career	
2	Trindon Holliday, 2012-13
	Goldie Sellers, 1966-67
1	Nine Players (last: Marvin Mims Jr., 2023)
Season	
2	Goldie Sellers, 1966
Game	
1	13 times (last: Mims, at Miami, 9/24/23)

LONGEST SCORING KICKOFF RETURN

105	Trindon Holliday, vs. Philadelphia, 9/29/13
	Trindon Holliday, at Cincinnati, 11/4/12
100	Nemiah Wilson, at Kansas City, 10/8/66
	Goldie Sellers, vs. Houston, 10/2/66
99	Marvin Mims Jr., at Miami, 9/24/23
97	Cassius Vaughn, vs. San Diego, 1/2/11
95	Vaughn Hebron, at Miami, 12/21/98
94	Randy Montgomery, at San Diego, 9/24/72
93	Eddie Royal, at San Diego, 10/19/09
90	Charlie Mitchell, at Houston, 9/14/63
	Al Frazier, vs. Boston, 12/3/61

LONGEST NON-SCORING KICKOFF RETURN

95	Eddie Royal, vs. Miami, 11/2/08
89	Floyd Little, vs. Oakland, 11/10/68
88	Randy Montgomery, at Oakland, 10/22/72
86	Glyn Milburn, vs. San Diego, 11/19/95
83	Adrian Madise, at Green Bay, 12/28/03
77	Law Scott, vs. Kansas City, 10/23/66
76	Donnie Stone, at San Diego, 10/29/61
75	Kevin Clark, at Minnesota, 11/4/90
71	Steve Watson, vs. N.Y. Jets, 10/3/99
68	Darren Carrington, at Kansas City, 11/12/89
	Al Carmichael, at Buffalo, 9/18/60

ALL KICKOFF RETURNS FOR TDs (13)

9/24/23	Marvin Mims Jr., at Miami (99)
9/29/13	Trindon Holliday, vs. Philadelphia (105)
11/4/12	Trindon Holliday, at Cincinnati (105)
12/2/11	Cassius Vaughn, vs. San Diego (97)
10/19/09	Eddie Royal, at San Diego (93)
10/1/00	Deltha O'Neal, vs. New England (87)
12/21/98	Vaughn Hebron, at Miami (95)
9/24/72	Randy Montgomery, at San Diego (94)
10/8/66	Nemiah Wilson, at Kansas City (100)
10/2/66	Goldie Sellers, vs. Houston (100)
9/3/66	Goldie Sellers, at Houston (88)
9/14/63	Charlie Mitchell, at Houston (90)
12/3/61	Al Frazier, vs. Boston (90)

INTERCEPTIONS

MOST INTERCEPTIONS

Career	
44	Steve Foley, 1976-86
43	Goose Gonsoulin, 1960-66
40	Bill Thompson, 1969-81
34	Champ Bailey, 2004-13
	Tyrone Braxton, 1987-93, 1995-99
33	Mike Harden, 1980-88
30	Justin Simmons, 2016-23
	Dennis Smith, 1981-94
26	Louis Wright, 1975-86
24	Steve Atwater, 1989-98

Season	
11	Goose Gonsoulin, 1960
10	Champ Bailey, 2006
9	Deltha O'Neal, 2001
	Tyrone Braxton, 1996
	Willie Brown, 1964
8	Champ Bailey, 2005
7	Five times (last: Tom Jackson, 1976)

Game	
4	O'Neal, vs. Kansas City, 10/7/01
	W. Brown, vs. N.Y. Jets, 11/15/64
	Gonsoulin, at Buffalo, 9/18/60
3	Smith, vs. L.A. Raiders, 12/8/85 (OT)
	Wilson, vs. Seattle, 11/20/83
	Foley, vs. San Diego, 9/27/81
	Rizzo, at Oakland, 10/16/77
	Martha, vs. Atlanta, 10/18/70
	Gonsoulin, vs. Kansas City, 10/11/64
2	74 times (last: Simmons vs. Arizona, 12/18/22)

MOST INTERCEPTIONS BY A ROOKIE

Season	
11	Goose Gonsoulin, 1960
7	Phil Nugent, 1961
4	Patrick Surtain II, 2021
	Calvin Jones, 1973
	Charlie Greer, 1968
	Jack Lentz, 1967

Game	
4	Gonsoulin, at Buffalo, 9/18/60
2	13 times (last: Surtain vs. L.A. Chargers, 11/28/21)

MOST YARDS ON INTERCEPTION RETURNS

Career	
784	Bill Thompson, 1969-81
643	Mike Harden, 1980-88
622	Steve Foley, 1976-86
614	Tyrone Braxton, 1987-93, '95-99
542	Goose Gonsoulin, 1960-66
457	Chris Harris Jr., 2011-18
442	Justin Simmons, 2016-23
431	Dennis Smith, 1981-94
408	Steve Atwater, 1989-98
374	Aqib Talib, 2014-17

Season	
179	Mike Harden, 1986
162	Champ Bailey, 2006
153	Nemiah Wilson, 1967
144	Chris Harris Jr., 2012
140	Willie Brown, 1964
139	Champ Bailey, 2005
136	Tom Jackson, 1976
133	Bob Zeman, 1962
128	Tyrone Braxton, 1996
	Bernard Jackson, 1978
	Louis Wright, 1977

INDIVIDUAL RECORDS — INTERCEPTIONS

Game	
105	Crockett, at Oakland, 9/20/98
103	Talib, vs. Dallas, 9/17/17
98	C. Harris Jr., at Baltimore, 12/16/12
93	Gradishar, at Cleveland, 10/5/80
91	Brown, vs. N.Y. Jets, 11/15/64
80	Da. Williams, at Oakland, 11/13/05
79	Spencer, vs. Seattle, 12/10/00
76	Hayward, at New Orleans, 11/21/04
75	Rodgers-Cromartie, vs. Washington, 10/27/13

MOST YARDS ON INTERCEPTION RETURNS BY A ROOKIE

Season	
118	Nemiah Wilson, 1965
108	Darrent Williams, 2005
105	Kevin Clark, 1987
98	Goose Gonsoulin, 1960
92	Bill Thompson, 1969

Game	
80	Da. Williams, at Oakland, 11/13/05
70	Surtain II, vs. L.A. Chargers, 11/28/21
65	D. Smith, at Chicago, 12/20/81
62	Wilson, vs. San Diego, 1/17/65
62	Robbins, at Cleveland, 9/18/84
57	Thompson, vs. Houston, 11/16/69

HIGHEST INTERCEPTION RETURN AVERAGE

Career (min. 10 returns)	
34.00	Aqib Talib, 2014-17 (11-374)
23.73	Wymon Henderson, 1989-92 (11-261)
22.85	Chris Harris Jr., 2011-19 (20-457)
19.60	Bill Thompson, 1969-81 (40-784)
19.48	Mike Harden, 1980-88 (33-643)
18.06	Tyrone Braxton, 1987-93, '95-99 (34-614)
17.60	Jim McMillin, 1966-62, '64-65 (10-176)
17.56	Randy Robbins, 1984-91 (11-193)
17.00	Steve Atwater, 1989-98 (24-408)
	Tom Jackson, 1973-86 (20-340)

MOST CONSECUTIVE GAMES WITH INTERCEPTION

5	Champ Bailey, 2005 (gms. 9-13)
4	Tyrone Braxton, 1996 (gms. 12-15)
3	Many (last: Bailey, gms. 14-16, 2006)

MOST INTERCEPTIONS RETURNED FOR TOUCHDOWN

Career	
6	Aqib Talib, 2014-17
4	Chris Harris Jr., 2011-18
	Tyrone Braxton, 1987-93, '95-99
	Mike Harden, 1980-88
3	Five players (last: Champ Bailey, 2004-13)

Season	
2	Bradley Roby, 2016
	Aqib Talib, 2015
	Aqib Talib, 2014
	Chris Harris Jr., 2012
	Champ Bailey, 2005
	Deltha O'Neal, 2002
	Jimmy Spencer, 2000
	Mike Harden, 1986
	John Rowser, 1976
	Nemiah Wilson, 1967

Game	
1	93 times (last: Surtain vs. L.A. Chargers, 11/28/21)

LONGEST SCORING INTERCEPTION RETURN

103	Aqib Talib, vs. Dallas, 9/17/17
98	Chris Harris Jr., at Baltimore, 12/16/12
93	Randy Gradishar, at Cleveland, 10/5/80
90	Darrent Williams, at Oakland, 11/13/05
80	Ray Crockett, at Oakland, 9/20/98
79	Jimmy Spencer, vs. Seattle, 12/10/00
75	Dominique Rodgers-Cromartie, vs. Washington, 10/27/13
74	Chris Harris Jr., at Oakland, 10/11/15
73	Tom Jackson, vs. Baltimore, 11/27/77

LONGEST NON-SCORING INTERCEPTION RETURN

76	Beggie Hayward, at New Orleans, 11/21/04
72	Tyrone Braxton, vs. Oakland, 11/22/98
70	Leroy Moore, at Boston, 11/20/64
68	Steve Atwater, vs. San Diego, 9/12/93
65	Dennis Smith, at Chicago, 12/20/81
	S. Foley (23), lateral to R. Gradishar (10), lateral to L. Wright (32), vs. N.Y. Giants, 11/21/76
	Vaughn Alliston, at Buffalo, 9/18/60
63	Karl Mecklenburg, at Detroit, 10/7/84
59	Louis Wright, vs. Baltimore, 11/27/77
56	Louis Wright, vs. Dallas, 10/5/86

ALL INTERCEPTION RETURNS FOR TDs (93)

11/28/21	Patrick Surtain vs. L.A. Chargers (70)
10/18/18	Chris Harris Jr., at Arizona (53)
10/18/18	Todd Davis, at Arizona (20)
12/3/17	Justin Simmons at Miami (65)

9/17/17	Aqib Talib vs. Dallas (103)
12/4/16	Bradley Roby at Jacksonville (51)
10/30/16	Bradley Roby vs. San Diego (51)
9/18/16	Aqib Talib vs. Indianapolis (46)
12/6/15	Danny Trevathan at Chicago (25)
10/18/15	Aqib Talib at Cleveland (63)
10/11/15	Chris Harris Jr. at Oakland (74)
9/13/15	Aqib Talib vs. Baltimore (51)
12/22/14	Aqib Talib, at Cincinnati (33)
10/12/14	Aqib Talib, at N.Y. Jets (22)
10/27/13	Dominique Rodgers-Cromartie, vs. Washington (75)
12/16/12	Chris Harris Jr., at Baltimore (98)
12/2/12	Von Miller, vs. Tampa Bay (26)
11/11/12	Tony Carter, at Carolina (40)
10/15/12	Chris Harris Jr., at San Diego (46)
9/9/12	Tracy Porter, vs. Pittsburgh (43)
11/17/11	Andre' Goodman, vs. N.Y. Jets (26)
12/4/11	Mario Haagan, at Minnesota (16)
10/9/11	Cassius Vaughn, vs. San Diego (55)
12/31/06	Champ Bailey, vs. San Francisco (80)
11/19/06	Darrent Williams, vs. San Diego (31)
11/24/05	Champ Bailey, at Dallas (65)
11/13/05	Darrent Williams, at Oakland (80)
9/18/05	Champ Bailey, vs. San Diego (25)
11/28/04	Ellis Johnson, vs. Oakland (32)
11/21/04	Al Wilson, at New Orleans (7)
9/7/03	Ian Gold, at Cincinnati (12)
11/17/02	Deltha O'Neal, at Seattle (22)
10/6/02	Deltha O'Neal, vs. San Diego (28)
10/28/01	Denard Walker, vs. New England (39)
12/10/00	Jimmy Spencer, vs. Seattle (79)
11/19/00	Jimmy Spencer, at Seattle (21)
10/15/00	Billy Jenkins, vs. Cleveland (36)
9/24/00	Ray Crockett, vs. Kansas City (26)
9/4/00	Terrill Buckley, at St. Louis (32)
11/7/99	Bill Romanowski, at San Diego (18)
9/27/98	Darrien Gordon, at Washington (55)
9/20/98	Ray Crockett, at Oakland (80)
11/30/97	Steve Atwater, at San Diego (22)
11/9/97	Tyrone Braxton, vs. Carolina (27)
10/26/97	Keith Traylor, at Buffalo (62)
10/6/97	John Mobley, vs. New England (13)
9/7/97	Darrien Gordon, at Seattle (32)
9/15/96	Tyrone Braxton, vs. Tampa Bay (69)
10/10/93	Mike Croel, at Green Bay (22)
11/8/92	Wymon Henderson, vs. N.Y. Jets (46)
11/17/91	Charles Dimry, at Kansas City (26)
9/1/91	Tyrone Braxton, vs. Cincinnati (52)
11/22/90	Wymon Henderson, at Detroit (49)
9/10/89	Tyrone Braxton, vs. Kansas City (34)
9/10/89	Randy Robbins, vs. Kansas City (18)
12/27/87	Ricky Hunley, vs. San Diego (52)
12/26/87	Mark Haynes, vs. New England (14)
12/12/86	Mike Harden, at L.A. Raiders (40)
9/21/86	Mike Harden, at Philadelphia (32)
12/1/85	Mike Harden, at Pittsburgh (42)
12/16/84	Steve Foley, at Seattle (47)
10/7/84	Ken Woodward, at Detroit (27)
9/23/84	Mike Harden, vs. Kansas City (45)
9/16/84	Randy Robbins, at Cleveland (62)
11/23/80	Don Latimer, vs. Seattle (15)
10/5/80	Randy Gradishar, at Cleveland (93)
11/5/78	Tom Jackson, vs. N.Y. Jets (28)
11/27/77	Tom Jackson, vs. Baltimore (73)
10/16/77	Louis Wright, at Oakland (18)
11/14/76	Tom Jackson, at San Diego (46)
11/7/76	John Rowser, vs. Tampa Bay (32)
11/7/76	Randy Gradishar, vs. Tampa Bay (31)
9/19/76	John Rowser, vs. N.Y. Jets (41)
9/29/75	Randy Gradishar, vs. Green Bay (44)
10/13/74	Bill Thompson, vs. New Orleans (38)
10/28/73	Leroy Mitchell, at N.Y. Jets (40)
10/14/73	Bill Thompson, at Houston (59)
10/24/71	Fred Forsberg, at Cleveland (40)
12/7/69	George Burrell, at Miami (38)
11/16/69	Bill Thompson, vs. Houston (57)
12/17/67	Nemiah Wilson, vs. Kansas City (70)
10/22/67	Nemiah Wilson, vs. San Diego (40)
9/5/67	Goldie Sellers, vs. Boston (24)
11/14/65	John Bramlett, at Houston (25)
11/7/65	Nemiah Wilson, vs. San Diego (65)
10/17/65	John Griffin, vs. Houston (44)
11/1/64	Tom Janik, at Kansas City (22)
10/6/63	Goose Gonsoulin, vs. San Diego (43)
11/22/62	Jim McMillin, vs. N.Y. Titans (59)
	(48 after lateral from Ed McDaniel)
	John McGeever, vs. Oakland (48)
10/5/62	Goose Gonsoulin, vs. Oakland (64)
9/30/62	Bob Zeman, at N.Y. Titans (30)
10/2/60	Bill Yelverton, vs. Oakland (20)
9/18/60	John Pyeatt, at Buffalo (40)

Staff/Coaches: Patrice Foster; Editor: Kevin Griffin; 2024 Season History/Records: Greg Dwyer; Stats: ProSports.com; Records: Frank Rost; Miscellaneous: Greg Dwyer

INDIVIDUAL RECORDS — SAFETIES / FUMBLES / SACKS

SAFETIES

Most Safeties

Career

3	Rulon Jones, 1980-88
1	23 players (last: Allen/Bonitto, 2023)

Note: Denver has totaled 10 team safeties

Season

1	26 times (last: Allen/Bonitto, vs. Cle., 11/26/23)
---	--

FUMBLE RETURNS

LONGEST SCORING FUMBLE RETURN

88	Bob Swenson, at San Francisco, 11/18/79
86	Louis Wright, at Buffalo, 12/2/79
	(78 after lateral from Randy Gradishar)
80	Bill Thompson, vs. Oakland, 10/22/73
75	Jason Hunter, vs. Kansas City, 11/14/10
70	Kareem Jackson, at Houston, 12/8/19
	(after lateral from Jeremiah Attaochu)
69	Bud McFadin, vs. N.Y. Titans, 11/22/62
65	Tony Carter, at San Diego, 10/15/12
64	Dennis Miller, vs. New England, 11/4/84
60	Von Miller, at New England, 11/24/13

MISCELLANEOUS RETURNS FOR TOUCHDOWNS (61)

10/1/23	Cooper (F), at Chicago (35)
12/8/19	Jackson (F****), at Houston (70)
12/31/17	Anderson (F), vs. Kansas City (38)
11/5/17	Marshall (F), at Philadelphia (19)
9/18/16	Shane Ray (F), vs. Indianapolis (15)
9/17/15	Bradley Roby (F), at Kansas City (21)
12/28/14	Tony Carter (F), vs. Oakland (20)
11/24/13	Von Miller (F), at New England (60)
9/29/13	Steven Johnson (BP), vs. Philadelphia (17)
10/15/12	Tony Carter (F), at San Diego (65)
11/14/10	Jason Hunter (F), vs. Kansas City (75)
12/6/09	André Goodman (F), at Kansas City (30)
11/9/09	Robert Ayers (F), vs. Pittsburgh (54)
11/30/08	Vernon Fox (F), at N.Y. Jets (23)
9/21/08	Nate Webster (F), vs. New Orleans (34)
11/11/07	Nate Webster (F), at Kansas City (17)
10/21/07	Tim Crowder (F), vs. Pittsburgh (50)
9/22/02	Chester McClinton (F), vs. Buffalo (24)
12/17/00	Jason Suttle (FKO), at Kansas City (0)
11/13/00	Ian Gold (BP), vs. Oakland (12)
9/17/00	Trevor Pryce (F), at Oakland (28)
12/19/99	Glenn Cadrez (F), vs. Seattle (37)
12/21/98	Rod Smith (F), at Miami (0)
11/2/97	Darrius Johnson (FKO), vs. Seattle (6)
9/21/97	Alfred Williams (F), vs. Cincinnati (51)
12/17/95	Ray Crockett (F), at Kansas City (50)
11/21/93	Derek Russell (F), vs. Pittsburgh (0)
9/6/92	Michael Brooks (F), vs. L.A. Raiders (54)
11/24/91	Warren Powers (F), at Seattle (22)
9/23/90	Karl Mecklenburg (F), vs. Seattle (2)
12/16/89	Karl Mecklenburg (F), at Phoenix (23)
11/12/89	Greg Kragen (F), at Kansas City (17)
11/16/86	Andre Townsend (F), vs. Kansas City (7)
9/7/86	Ken Woodard (F), vs. L.A. Raiders (12)
11/17/85	Louis Wright (BFG), vs. San Diego (60)
11/4/84	Dennis Smith (F), vs. New England (64)
10/15/84	Louis Wright (F), vs. Green Bay (27)
10/15/84	Steve Foley (F), vs. Green Bay (22)
10/7/84	Rulon Jones (F), at Detroit (5)
11/13/83	Barney Chavous (F), at L.A. Raiders (0)
9/14/80	Bill Thompson (F), vs. Dallas (32)
12/27/79	Louis Wright (F), at Buffalo (86)
11/18/79	Bob Swenson (F), at San Francisco (88)
11/11/79	Rob Nairne (BP), vs. New England (22)
11/11/79	Rubin Carter (F), vs. New England (2)
10/14/79	Bill Thompson (F**), at Kansas City (2)
12/3/78	Randy Gradishar (F), at Oakland (30)
11/5/78	Bill Thompson (F), vs. N.Y. Jets (4)
11/17/76	Randy Polt (F**), vs. Tampa Bay (26)
9/26/76	Calvin Jones (F), vs. Cleveland (43)
11/23/75	Paul Smith (F), at Atlanta (38)
9/21/75	Jack Dolbin (F), vs. Kansas City (2)
10/22/73	Bill Thompson (F), vs. Oakland (80)
11/27/66	John Bramlett (BFG), vs. San Diego (86)
10/17/65	John Griffin (BP), vs. Houston (10)
9/24/65	John Bramlett (F), at Boston (0)
11/6/64	Jim McMillin (F), vs. San Diego (0)
11/6/64	Ed Cooke (F), at Kansas City (46)
10/13/63	Bud McFadin (F), vs. Houston (6)
12/9/62	Jim McMillin (F), at Dallas (9)
11/22/62	Bud McFadin (F), vs. N.Y. Titans (69)
12/10/61	Charles Gavin (BP), at Dallas (23)

F—fumble; FKO—fumble on kickoff; BP—blocked punt; BFG—blocked field goal; *lateral from Gradishar; **lateral from Swenson; ***lateral from Swenson; ****- lateral from Attaochu.

SACKS

NOTE: SACKS BECAME AN OFFICIAL STATISTIC TRACKED BY THE NFL IN 1982. BRONCOS SACK TOTALS BEFORE 1982 DERIVED FROM PLAY-BY-PLAY ANALYSIS.

Most Sacks

Career

110.5	Von Miller, 2011-19
97.5	Simon Fletcher, 1985-95
79.0	Karl Mecklenburg, 1983-94
75.0	Barney Chavous, 1973-85
73.5	Rulon Jones, 1980-88
64.5	Lyle Alzado, 1971-78
64.0	Trevor Pryce, 1997-2005
63.5	Elvis Dumervil, 2006-12
55.5	Paul Smith, 1968-78
44.0	Tom Jackson, 1973-86

Season

18.5	Von Miller, 2012
17.0	Elvis Dumervil, 2009
16.0	Simon Fletcher, 1992
14.5	Von Miller, 2018
14.0	Von Miller, 2014
13.5	Von Miller, 2016
	Simon Fletcher, 1993
	Simon Fletcher, 1991
	Rulon Jones, 1986

Game

4	Elvis Dumervil, vs. Cleveland, 9/20/09
	Simon Fletcher, at Minnesota, 11/4/90
	Karl Mecklenburg, at Pittsburgh, 12/1/85
	Karl Mecklenburg, vs. New Orleans, 9/15/85
	Barney Chavous, at Seattle, 12/21/80
	Dave Costa, at Buffalo, 9/7/70
	Rich Jackson, at Cincinnati, 10/19/69

Most Sacks by a Rookie

Season

12.0	Bradley Chubb, 2018
11.5	Von Miller, 2011
	Rulon Jones, 1980
10.0	Mike Croel, 1991
8.5	Elvis Dumervil, 2006
8.0	Lyle Alzado, 1971

Game

3.0	Chubb, vs. L.A. Rams, 10/14/18
	Dumervil, at Cleveland, 10/22/06
	Jones, vs. Oakland, 12/14/80
2.5	D. Jones, vs. Detroit, 12/22/19

Most Multi-Sack Games

Career

25	Von Miller, 2011-21
20	Elvis Dumervil, 2006-12
	Simon Fletcher, 1985-95
16	Barney Chavous, 1973-85
15	Paul Smith, 1968-78
13	Lyle Alzado, 1971-78
12	Trevor Pryce, 1997-05
11	Karl Mecklenburg, 1983-94
	Rulon Jones, 1980-88
10	Rich Jackson, 1967-72
9	Dave Costa, 1967-71

Most Consecutive Games with Sack

*10	Simon Fletcher (games 10-16, 1992; games 1-3, '93)
9	Von Miller (games 6-14, 2018)
8	Simon Fletcher (games 9-16, 1991)
7	Von Miller (games 1-7, 2016)
	Lyle Alzado (games 9-14, 1984; game 1, '85)
6	Von Miller (games 8-13, 2012)
	Von Miller (games 2-7, 2014)
	Elvis Dumervil (games 10-15, 2011)
	Rulon Jones (games 3-8, 1986)
	Rulon Jones (games 4-9, 1985)
	Barney Chavous (games 7-12, 1974)

* - NFL Record (tie)

INDIVIDUAL RECORDS — SCORING / KICKING

SCORING

Most Touchdowns Scored

Career

71	Rod Smith, 1995-2007 (1 rush, 68 rec., 2 ret.)
65	Terrell Davis, 1995-2002 (60 rush, 5 rec.)
60	Demaryius Thomas, 2010-18 (60 rec.)
55	Shannon Sharpe, 1990-98, 02-03 (55 rec.)
54	Floyd Little, 1967-75 (43 rush, 9 rec., 2 ret.)
46	Sammy Winder, 1982-90 (39 rush, 9 rec.)
46	Ed McCaffrey, 1995-2003 (46 rec.)
45	Haven Moses, 1972-81 (1 rush, 44 rec.)
44	Riley Odoms, 1972-83 (2 rush, 41 rec., 1 ret.)
44	Lionel Taylor, 1960-66 (44 rec.)

Season

23	Terrell Davis, 1998 (21 rush, 2 rec.)
17	Clinton Portis, 2002 (15 rush, 2 rec.)
15	Mike Anderson, 2000 (15 rush)
	Terrell Davis, 1997 (15 rush)
	Terrell Davis, 1996 (13 rush, 2 rec.)
14	Demaryius Thomas, 2013 (14 rec.)
	Clinton Portis, 2003 (14 rush)
	Anthony Miller, 1995 (14 rec.)
	Sammy Winder, 1986 (9 rush, 5 rec.)
13	Six times (last: Moreno, 2013)

Game

5	Portis, vs. Kansas City, 12/7/03
4	Decker, at Kansas City, 12/1/13
	Portis, vs. Kansas City, 12/15/02
3	Anderson, at New Orleans, 12/3/00
	36 times (last: Jeudy, vs. K.C., 12/11/22)

Most TDs Scored by a Rookie

Season

17	Clinton Portis, 2002 (15 rush, 2 rec.)
15	Mike Anderson, 2000 (15 rush)
10	Phillip Lindsay, 2018 (9 rush, 1 rec.)
	Jon Keyworth, 1974 (10 rush)
9	Knowshon Moreno, 2009 (7 rush, 2 rec.)
8	Mike Bell, 2006 (8 rush)
	Terrell Davis, 1995 (7 rush, 1 rec.)
	Bobby Humphrey, 1989 (7 rush, 1 rec.)

Game

4	Portis, vs. Kansas City, 12/15/02 (3 rush, 1 rec.)
	Anderson, at New Orleans, 12/3/00 (4 rush)
3	Davis, vs. Washington, 9/17/95 (2 rush, 1 rec.)
	Keyworth, vs. Kansas City, 11/18/74 (3 rush)
2	Many times (last: Williams, vs. Detroit, 12/12/21)

Most Consecutive Games Scoring, Non-Kicker

8	Terrell Davis, 1998
6	Wes Welker, 2013
	Terrell Davis, 1997-98
	Vance Johnson, 1987
	Floyd Little, 1972
	Al Denson, 1969
	Lionel Taylor, 1960-61

Most Points Scored

Career

1,786	Jason Elam, 1993-2007
946	Brandon McManus, 2014-22
742	Jim Turner, 1971-79
682	Matt Prater, 2007-13
655	Rich Karlis, 1982-88
429	David Treadwell, 1989-92
428	Rod Smith, 1995-2007
408	Gene Mingo, 1960-64
396	Terrell Davis, 1995-2002
364	Demaryius Thomas, 2010-18

Season

150	Matt Prater, 2013
138	Terrell Davis, 1998
137	Gene Mingo, 1962
133	Matt Prater, 2012
132	Jason Elam, 1995
129	Jason Elam, 2004
127	Jason Elam, 1998
125	Brandon McManus, 2015
124	Jason Elam, 2001
	Jason Elam, 1997

Game

30	Portis, vs. Kansas City, 12/7/03
24	Decker, at Kansas City, 12/1/13
	Portis, vs. Kansas City, 12/15/02
	Anderson, at New Orleans, 12/3/00
21	Mingo, at L.A. Chargers, 12/10/60
20	Scarpitto, at Buffalo, 12/18/66
19	Mingo, vs. San Diego, 10/6/63
18	Mingo, vs. Oakland, 10/5/62
	140 times (last: B. McManus, at N.E., 10/18/20)

Most Points Scored by a Rookie

Season

123	Gene Mingo, 1960
120	David Treadwell, 1989
119	Jason Elam, 1993
102	Clinton Portis, 2002
92	Mike Anderson, 2000

Game

24	Portis, vs. Kansas City, 12/15/02
	Anderson, at New Orleans, 12/3/00
21	Mingo, at L.A. Chargers, 12/10/60
18	Davis, vs. Washington, 9/17/95
	Keyworth, vs. Kansas City, 11/18/74

KICKING

Most PAT Attempts

Career

604	Jason Elam, 1993-2007
301	Jim Turner, 1971-79
286	Brandon McManus, 2014-22
261	Matt Prater, 2007-13
254	Rich Karlis, 1982-88
136	David Treadwell, 1989-92
126	Gene Mingo, 1960-64
95	Bobby Howfield, 1968-70
70	Fred Steinfort, 1979-81
58	Gary Kroner, 1965-67

Season

75	Matt Prater, 2013
58	Jason Elam, 1998
55	Matt Prater, 2012
49	Jason Elam, 2000
46	Jason Elam, 1997
46	Jason Elam, 1996
45	Rich Karlis, 1986
44	Jason Elam, 2005
44	Rich Karlis, 1985
43	Jason Elam, 2002

Game

7	Prater, vs. Philadelphia, 9/29/13
	Prater, vs. Baltimore, 9/5/13
	Prater, vs. Kansas City, 11/14/10
6	Elam, vs. Philadelphia, 10/30/05
	18 times (last: McManus, at Ari., 10/18/18)

Most PATs Made

Career

601	Jason Elam, 1993-2007
283	Jim Turner, 1971-79
277	Brandon McManus, 2014-22
259	Matt Prater, 2007-13
244	Rich Karlis, 1982-88
132	David Treadwell, 1989-92
120	Gene Mingo, 1960-64
93	Bobby Howfield, 1968-70
68	Fred Steinfort, 1979-81
57	Gary Kroner, 1965-67

Season

75	Matt Prater, 2013
58	Jason Elam, 1998
55	Matt Prater, 2012
49	Jason Elam, 2000
46	Jason Elam, 1997
46	Jason Elam, 1996
44	Rich Karlis, 1986
43	Jason Elam, 2005
42	Jason Elam, 2004
	Jason Elam, 2002

Game

7	Prater, vs. Philadelphia, 9/29/13
	Prater, vs. Baltimore, 9/5/13
	Prater, vs. Kansas City, 11/14/10
	Elam, vs. Philadelphia, 10/30/05
6	16 times (last: McManus, at Ari., 10/18/18)

INDIVIDUAL RECORDS — KICKING

Most PATs Made by a Rookie

Season	Player	Year
41	Jason Elam	1993
39	David Treadwell	1989
33	Gene Mingo	1960
30	Bobby Howfield	1968
18	Bob Humphreys	1967

Highest PAT Percentage

Career (min. 30 attempts)	Player	Year
.995	Jason Elam	1993-2007 (601-604)
.992	Matt Prater	2007-13 (259-261)
.983	Gary Kroner	1965-67 (57-58)
.979	Bobby Howfield	1968-70 (93-95)
.971	Fred Steinfort	1979-81 (68-70)
.971	David Treadwell	1989-92 (132-136)
.969	Brandon McManus	2014-22 (277-286)
.961	Rich Karlis	1982-88 (244-254)

Season (min. 14 attempts)

1,000	29 times (last: B. McManus, 2018 (35-35))
-------	---

Most Consecutive PATs Made

371	Jason Elam (9th gm. in '93 - 11th '02)
131	Jason Elam (11th gm. in '02 - 13th '05)
96	Matt Prater (9th gm. in '10 - 16th '12)
91	Brandon McManus (3rd game in '16 - 3rd in '19)
82	Rich Karlis (5th gm. '86 - 9th '88)
	Jim Turner (1st gm. '71 - 9th '73)

Most Field Goals Attempted

Career	Player	Year
490	Jason Elam	1993-2007
274	Brandon McManus	2014-22
233	Jim Turner	1971-79
193	Rich Karlis	1982-88
170	Matt Prater	2007-13
127	David Treadwell	1989-92
118	Gene Mingo	1960-64
79	Bobby Howfield	1968-70
64	Fred Steinfort	1979-81
56	Gary Kroner	1965-67

Season

39	Gene Mingo, 1962
38	Jason Elam, 1995
	Rich Karlis, 1985
	Jim Turner, 1971
37	Jason Elam, 1994

Game

7	Karlis, at San Diego, 10/2/88
	Mingo, vs. San Diego, 10/6/63
6	Seven times (last: McManus, vs. Las Vegas, 1/3/21)
5	27 times (last: Lutz, vs. Minnesota, 11/19/23)

Most Field Goals Made

Career	Player	Year
395	Jason Elam	1993-2007
223	Brandon McManus	2014-22
151	Jim Turner	1971-79
141	Matt Prater	2007-13
137	Rich Karlis	1982-88
99	David Treadwell	1989-92
72	Gene Mingo	1960-64
43	Fred Steinfort	1979-81
40	Bobby Howfield	1968-70
30	Wil Lutz	2023

Season

31	Jason Elam, 2001
	Jason Elam, 1995
30	Wil Lutz, 2023
	Brandon McManus, 2015
	Matt Prater, 2009
	Jason Elam, 1994
29	Brandon McManus, 2019
	Brandon McManus, 2016
	Jason Elam, 2004
	Jason Elam, 1999

Game

6	McManus, at New England, 10/18/20
5	Lutz, vs. Minnesota, 11/19/23
	Barth, vs. San Diego, 12/14/14
	Barth, at Kansas City, 11/30/14
	Elam, vs. Miami, 10/13/02
	Elam, at Kansas City, 11/16/97
	Elam, vs. Buffalo, 9/3/95
	Karlis, vs. Seattle, 11/20/83
	Mingo, vs. San Diego, 10/6/63
4	38 times (last: Lutz, vs. at Buffalo, 11/13/23)

Most Field Goals Made by a Rookie

Season	Player	Year
27	David Treadwell	1989
26	Jason Elam	1993
18	Gene Mingo	1960
11	Rich Karlis	1982
9	Bobby Howfield	1968

Game

4	Elam, at N.Y. Jets, 9/5/93
	Treadwell, at Buffalo, 9/18/89
	Mingo, at L.A. Chargers, 12/10/60
	Mingo, vs. L.A. Chargers, 10/16/60
3	Five times (last: Elam, at L.A. Raiders, 1/2/94)

Highest Field Goal Percentage

Career (min. 20 attempts)	Player	Year
.882	Wil Lutz	2023 (30-34)
.829	Matt Prater	2007-13 (141-170)
.814	Brandon McManus	2014-22 (223-274)
.806	Jason Elam	1993-2007 (395-490)
.780	David Treadwell	1989-92 (99-127)
.710	Rich Karlis	1982-88 (137-193)
.672	Fred Steinfort	1979-81 (43-64)
.648	Jim Turner	1971-79 (151-233)
.610	Gene Mingo	1960-64 (72-118)
.518	Gary Kroner	1965-67 (29-56)

Season (min. 10 attempts)

.962	Matt Prater, 2013 (25-26)
.938	Connor Barth, 2014 (15-16)
.931	Jason Elam, 2006 (27-29)
.889	Matt Prater, 2010 (16-18)
.882	Wil Lutz, 2023 (30-34)
.871	Jason Elam, 2007 (27-31)
	Jason Elam, 2003 (27-31)
.861	Jason Elam, 2001 (31-36)
.857	Brandon McManus, 2015 (30-35)
	Matt Prater, 2009 (30-35)

Highest Field Goal Percentage by a Rookie

Season (min. 15 attempts)	Player	Year
.818	David Treadwell	1989 (27-33)
.743	Jason Elam	1993 (26-35)
.643	Gene Mingo	1960 (18-28)
.500	Bobby Howfield	1968 (9-18)
.467	Bob Humphreys	1967 (7-15)

Longest Field Goals

64	Matt Prater, vs. Tennessee, 12/8/13
63	Jason Elam, vs. Jacksonville, 10/25/98
61	Brandon McManus, at L.A. Chargers, 1/2/22
59	Matt Prater, vs. Chicago, 12/11/11
	Matt Prater, vs. New York Jets, 10/17/10
58	Brandon McManus, vs. New Orleans, 11/29/20
57	Brandon McManus, vs. Baltimore, 9/13/15
	Fred Steinfort, vs. Washington, 10/13/80
56	Brandon McManus, vs. Tampa Bay, 9/27/20
	Brandon McManus, vs. Baltimore, 9/13/15
	Matt Prater, at Kansas City, 9/28/08
	Jason Elam, at Houston, 11/26/95

Most Consecutive Games with Field Goal

18	Jason Elam (1st in '06 - 2nd in '07)
16	Jason Elam (12th in '02 - 11th in '03)
	Brandon McManus (last 15 in '16 - 1st in '17)
	Matt Prater (last 9 in '09 - first 6 in '10)
	Rich Karlis (13th in '84 - 11th in '85)
13	Brandon McManus (12th in '21 - 7th in '22)
	Jason Elam (6th in '01 - 2nd in '02)

Most Consecutive Field Goals Made

21	Brandon McManus (3rd in '20 - 23rd in '20)
19	Jason Elam (last 17 in '06 - first 2 in '07)
	Jason Elam (last 1 in '97 - first 18 in '98)
18	Matt Prater (last 8 in '09 - first 6 in '10)
16	Matt Prater (last 2 in '12 - first 10 in '13)
15	Wil Lutz (Att. 15-29 in '23)
	Brandon McManus (last 15 in '16)
	Jason Elam (last 15 in '07)

Most Consecutive Games Scoring

236	Jason Elam, 1993-2007
92	Matt Prater, 2008-13
69	Rich Karlis, 1984-88
58	Brandon McManus, 2014-22
55	Jim Turner, 1971-79

TEAM RECORDS — WINNING TRADITION / STREAKS

WINNING TRADITION

SUPER BOWL WINS

3 1997 (XXXII), 1998 (XXXIII), 2015 (50)

AMERICAN FOOTBALL CONFERENCE CHAMPIONSHIPS

8 1977, 1986, 1987, 1989, 1997, 1998, 2013, 2015

AFC WESTERN DIVISION TITLES

15 1977, 1978, 1984, 1986, 1987, 1989, 1991, 1996, 1998, 2005, 2011, 2012, 2013, 2014, 2015

PLAYOFF BERTHS

22 1977, 1978, 1979, 1983, 1984, 1986, 1987, 1989, 1991, 1993, 1996, 1997, 1998, 2000, 2003, 2004, 2005, 2011, 2012, 2013, 2014, 2015

WINNING SEASONS

29 1973, 1974, 1976, 1977, 1978, 1979, 1981, 1983, 1984, 1985, 1986, 1987, 1989, 1991, 1993, 1996, 1997, 1998, 2000, 2002, 2003, 2004, 2005, 2006, 2012, 2013, 2014, 2015, 2016

STREAKS

MOST WINS, ONE SEASON

14 1998
13 2013
2012
2005
1996
1984
12 2015
2014
1997
1991
1977

MOST CONSECUTIVE WINS

17 2012-13 (last 11 of '12, first 6 of '13)
14 1997-98 (last one of '97, first 13 of '98)
10 1984 (games 3-12)
9 2015-16 (last 5 of '15, first 4 of '16)
1996 (games 5-13)
8 2014-15 (last one of '14, first seven of '15)
1985-1986 (last two of '85, first six of '86)
1976-1977 (last two of '76, first six of '77)

MOST CONSECUTIVE GAMES WITHOUT LOSS

17 2012-13 (last 11 of '12, first 6 of '13)
14 1997-98 (last one of '97, first 13 of '98)
10 1984 (games 3-12)
9 2015-16 (last 5 of '15, first 4 of '16)
1996 (games 5-13)
8 2014-2015 (last one of '14, first seven of '15)
1985-86 (last two of '85, first six of '86)
1976-77 (last two of '76, first six of '77)
7 1973 (games 5-11)

MOST CONSECUTIVE LOSSES

11 11/3/63 through 10/4/64
9 9/10/67 through 11/12/67
8 10/15/17 through 12/3/17
12/9/18 through 9/29/19

MOST CONSECUTIVE GAMES WITHOUT WIN

14 10/13/63 through 10/4/64
9 9/10/67 through 11/12/67
8 10/15/17 through 12/3/17
11/29/70 through 10/10/71
10/30/60 through 12/17/60
7 11/11/62 through 9/14/63
10/29/61 through 12/10/61

MOST CONSECUTIVE HOME WINS

24 9/1/96 through 12/27/98
13 9/30/12 through 12/8/13
12/12/04 through 10/15/06
12 10/16/83 through 11/18/84
11 9/7/14 through 11/1/15
9 10/16/88 through 10/15/89
8 12/1/91 through 11/15/92
9/6/81 through 12/13/81

MOST CONSECUTIVE HOME LOSSES

7 9/24/67 through 9/29/68
6 10/13/63 through 10/4/64
5 11/21/82 through 9/25/83
11/7/65 through 9/25/66
10/28/62 through 9/7/63

MOST CONSECUTIVE HOME GAMES WITHOUT WIN

7 11/1/70 through 10/10/71
9/24/67 through 9/29/68
6 10/13/63 through 10/4/64
5 11/21/82 through 9/25/83
11/7/65 through 9/25/66
10/28/62 through 9/7/63
10/30/60 through 10/8/61

MOST CONSECUTIVE ROAD WINS

8 10/15/12 through 10/6/13
7 12/12/76 through 12/4/77
6 9/20/98 through 11/29/98
5 10/23/11 through 12/4/11
12/1/85 through 10/12/86
9/16/84 through 11/11/84
4 9/17/15 through 10/18/15
9/24/06 through 11/12/06
9/29/96 through 11/24/96

MOST CONSECUTIVE ROAD LOSSES

12 11/9/63 through 9/11/65
8 12/11/16 through 12/3/17
6 Eight times (last: 11/13/22 through 9/24/23)

MOST CONSECUTIVE ROAD GAMES WITHOUT WIN

17 12/2/62 through 9/11/65
8 12/11/16 through 12/3/17
6 Eight times (last: 11/13/22 through 9/24/23)

MOST CONSECUTIVE POSTSEASON WINS

7 12/27/97 through 1/31/99
3 1/17/15 through present

MOST CONSECUTIVE POSTSEASON LOSSES

5 1/15/78 through 12/30/84
3 12/31/00 through 1/9/05
1/12/92 through 1/4/97

MOST CONSECUTIVE POSTSEASON HOME WINS

6 1/4/87 through 1/4/92
4 12/27/97 through 1/14/06

MOST CONSECUTIVE POSTSEASON LOSSES

1 Five times (last: vs. Indianapolis, 1/11/15)

MOST CONSECUTIVE POSTSEASON ROAD WINS

2 1/4/98 through 1/11/98

MOST CONSECUTIVE POSTSEASON ROAD LOSSES

4 12/31/00 through 1/14/12
3 12/30/78 through 12/24/83

MOST CONSECUTIVE PRESEASON WINS

9 8/22/81 through 8/20/83
7 8/14/76 through 8/20/77
6 9/4/99 through 8/11/01

MOST CONSECUTIVE PRESEASON LOSSES

6 8/17/68 through 8/16/69
8/5/60 through 8/12/61
5 8/21/65 through 8/12/66
8/25/61 through 8/18/62

MOST CONSECUTIVE PRESEASON HOME WINS

10 7/26/97 through 8/31/01
6 8/22/81 through 8/20/83

MOST CONSECUTIVE PRESEASON ROAD LOSSES

4 8/7/65 through 8/28/66
3 8/17/68 through 8/16/69

MOST CONSECUTIVE PRESEASON ROAD WINS

5 8/17/14 through 8/11/16
4 8/10/02 through 8/16/03
9/2/77 through 8/19/78

MOST CONSECUTIVE PRESEASON ROAD LOSSES

7 8/25/90 through 8/16/93
6 8/30/68 through 8/29/70
8/5/60 through 8/12/61

TEAM RECORDS — SCORING / KICKING / OFFENSE

SCORING

MOST POINTS SCORED

Season

*606	2013
501	1998
485	2000
482	2014
481	2012
472	1997
395	2005
392	2002
391	1996
388	1995

* - NFL record

Game

52	vs. Philadelphia, 9/29/13
51	vs. Tennessee, 12/8/13 at Dallas, 10/6/13
50	vs. San Diego, 10/6/63
49	vs. Baltimore, 9/5/13 vs. Kansas City, 11/14/10 vs. Philadelphia, 10/30/05
48	vs. Tampa Bay, 11/7/76 at Houston, 10/14/73
47	vs. Oakland, 12/28/14

LARGEST MARGIN OF VICTORY

43	vs. N.Y. Jets, 9/19/76 (46-3)
37	at Phoenix, 12/16/89 (37-0) vs. Oakland, 10/5/62 (44-7)
35	at Arizona, 10/18/18 (45-10) vs. Kansas City, 12/30/12 (38-3) vs. San Diego, 12/21/97 (38-3) vs. New England, 11/11/79 (45-10)
34	vs. Tampa Bay, 11/7/76 (48-13) vs. Kansas City, 12/9/07 (41-7) vs. Cleveland, 10/15/00 (44-10) vs. Carolina, 11/9/97 (34-0) at New England, 10/8/95 (37-3) vs. Detroit, 11/1/87 (34-0)

MOST POINTS, ONE HALF

38	vs. Washington, 10/27/13 (second) vs. Seattle, 11/26/89 (first) vs. New England, 11/11/79 (first)
35	vs. Tampa Bay, 11/7/76 (second) at Arizona, 10/18/18 (first) vs. Baltimore, 9/5/13 (second) at San Diego, 10/15/12 (second) vs. Kansas City, 11/14/10 (first) vs. Philadelphia, 10/4/98 (first) vs. Dallas, 9/13/98 (first) vs. Minnesota, 11/18/84 (first)

MOST POINTS, ONE QUARTER

31	vs. Washington, 10/27/13 (fourth)
28	vs. Philadelphia, 10/4/98 (first)
26	at N.Y. Jets, 12/3/67 (second)
24	10 times (last: vs. San Diego, 9/14/08 (second))

MOST TOUCHDOWNS SCORED

Season

*76	2013
62	1998
58	2014, 2000
57	2012
55	1997
47	1996
46	2005
45	2002, 1987, 1986, 1985

* - NFL record

Game

7	vs. Philadelphia, 9/29/13 vs. Baltimore, 9/5/13 vs. Kansas City, 11/14/10 vs. Philadelphia, 10/30/05
6	20 times (last: at Arizona, 10/18/18)

FEWEST POINTS SCORED

Season

148	1982 (player's strike; nine-game season)
196	1966
203	1971
240	1964
251	1961
253	1970
254	1975
255	1968
256	1967
262	1992

Game (times Denver shut out: 10)

0	at L.A. Chargers (21-0), 10/22/17 at L.A. Raiders (24-0), 11/22/92 at Philadelphia (30-0), 9/20/92 at New Orleans (42-0), 11/20/88 at Chicago (27-0), 9/9/84 at San Diego (23-0), 10/8/78 at San Diego (17-0), 12/15/74 at Kansas City (16-0), 12/6/70 at Oakland (51-0), 9/10/67 at San Diego (37-0), 10/29/61
2	at Kansas City (34-2), 9/22/68

LARGEST MARGIN OF DEFEAT

52	vs. Kansas City, 9/7/63 (59-7)
51	at Oakland, 9/10/67 (51-0)
50	at Miami, 9/24/23 (70-20)
46	vs. Kansas City, 10/23/66 (56-10)
45	vs. Oakland 10/24/10 (59-14)

KICKING

MOST FIELD GOALS MADE

Season

31	2001, 1995
30	2023, 2015, 2009, 1994
29	2019, 2016, 2004, 1999
28	2022, 2020, 2003, 1997
27	2007, 2006, 1991, 1989, 1962

Game

6	at New England, 10/18/20
5	Eight times (last: vs. Minnesota, 11/26/23)
4	38 times (last: at Buffalo, 11/13/23)

HIGHEST PERCENTAGE ON PAT ATTEMPTS

1.000	25 times (last: 2018, 35 of 35)
-------	---------------------------------

TOTAL OFFENSE

MOST TOTAL PLAYS

Season

1,156	2013
1,152	1985
1,115	2000
1,112	1994
1,092	1996
1,090	2012
1,078	2022
1,077	1988
1,075	2017
1,071	1989

Game

95	at Green Bay (at Milwaukee), 9/20/87 (OT)
91	vs. Tennessee, 12/8/13
88	at Seattle, 10/29/78 (OT)
86	at New England, 11/24/13 (OT) at Chicago, 12/12/76 vs. San Diego, 11/30/75 (OT)
85	vs. San Diego, 11/16/03 at L.A. Raiders, 12/26/82
84	vs. Oakland, 10/16/95 at Kansas City, 12/4/94 (OT) at L.A. Raiders, 10/28/84 (OT) vs. Boston, 12/3/61

TEAM RECORDS — OFFENSE / RUSHING

MOST YARDS TOTAL OFFENSE

Season	
7,317	2013 (1,873 rush/5,444 pass)
6,554	2000 (2,311/4,243)
6,446	2014 (1,785/4,661)
6,366	2012 (1,832/4,534)
6,333	2008 (1,862/4,471)
6,332	2004 (2,333/3,999)
6,092	1998 (2,468/3,624)
6,090	2002 (2,266/3,824)
6,040	1995 (1,995/4,045)
5,872	1997 (2,378/3,494)

Game

568	vs. Arizona, 10/5/14 (92 rush/476 pass)
567	vs. Atlanta, 10/31/04 (68/499)
564	at Cleveland, 11/6/08 (123/441)
	vs. Philadelphia, 10/30/05 (255/309)
551	vs. Tennessee, 12/8/13 (154/397)
548	vs. Baltimore, 10/20/96 (222/326)
543	vs. N.Y. Jets, 9/19/76 (251/292)
538	at Seattle, 11/26/00 (301/237)
536	vs. Oakland, 9/23/13 (164/372)
	vs. San Diego, 11/19/00 (93/433)

HIGHEST AVERAGE GAIN PER PLAY

Season	
6.33	2013 (1,156-7,317)
6.21	2008 (1,019-6,333)
6.04	2014 (1,067-6,446)
5.92	2004 (1,070-6,332)
5.88	2000 (1,115-6,554)
5.85	1998 (1,041-6,092)
5.84	2012 (1,090-6,366)
5.76	2002 (1,057-6,090)
5.70	1995 (1,060-6,040)
5.68	2007 (976-5,541)

Game

9.54	vs. Dallas, 9/13/98 (54-515)
8.33	vs. Kansas City, 12/7/03 (61-508)
8.11	at Kansas City, 12/1/13 (66-535)
7.94	at Cleveland, 11/6/08 (71-564)
7.94	vs. Green Bay, 11/1/15 (63-500)
7.83	vs. Philadelphia, 10/10/05 (72-564)
7.77	vs. New England, 12/17/72 (62-482)
7.76	vs. Arizona, 12/29/02 (58-450)
7.74	vs. San Diego, 1/3/16 (65-503)
7.73	vs. Kansas City, 9/21/75 (55-425)

FEWEST YARDS TOTAL OFFENSE

Season	
2,837	1982 (players' strike; nine-game season) (1,018 rush/1,819 pass)
2,947	1967 (1,265/1,682)
3,168	1966 (1,173/1,995)
3,332	1964 (1,311/2,021)
3,811	1961 (1,091/2,720)
3,827	1970 (1,802/2,025)
3,906	1977 (2,043/1,863)
3,971	1968 (1,614/2,357)
3,990	1963 (1,503/2,487)
4,136	1976 (1,932/2,204)

Game

-5	at Oakland, 9/10/67 (48 rush/-53 pass)
26	at Houston, 9/3/66 (33/-7)
82	at Philadelphia, 9/20/92 (52/30)
112	vs. New Orleans, 11/29/20 (100/12)
128	at Washington, 10/12/92 (26/102)
130	at Chicago, 9/9/84 (53/77)
131	vs. Buffalo, 12/13/64 (47/84)
132	vs. Boston, 10/4/64 (53/79)
134	at Buffalo, 11/24/19 (85/49)
139	at Pittsburgh, 9/4/83 (138/1)

RUSHING

MOST RUSHES

Season	
601	1978
554	1989
546	2011
543	2003
542	2005
534	2004
525	1998
	1996
	1979
523	1977

Game

60	vs. San Diego, 11/30/75 (OT)
59	at Kansas City, 9/24/78 (OT)
	at Chicago, 12/12/76
57	at Seattle, 10/29/78 (OT)
	at Cleveland, 10/24/71
55	at Kansas City, 11/13/11
	vs. San Diego, 10/17/71
54	at Indianapolis, 12/21/03
53	at Kansas City, 11/20/77
51	at San Diego, 11/27/11 (OT)
	at Oakland, 10/17/04
	vs. Green Bay, 10/17/99

MOST YARDS RUSHING

Season	
2,632	2011
2,629	2003
2,539	2005
2,468	1998
2,451	1978
2,378	1997
2,362	1996
2,333	2004
2,311	2000
2,266	2002

Game

356	at Chicago, 12/12/76
328	vs. San Diego, 11/30/75 (OT)
301	at Seattle, 11/26/00
299	at Oakland, 11/6/11
292	at Oakland, 11/24/74
283	at New Orleans, 12/3/00
280	at New England, 11/24/13 (OT)
	at Cleveland, 10/24/71
278	at Seattle, 10/29/78 (OT)
272	at Cincinnati, 10/19/69

HIGHEST AVERAGE GAIN PER RUSH

Season	
4.96	2002 (457-2,266)
4.85	2018 (393-1,907)
4.84	2003 (543-2,629)
4.82	2011 (546-2,632)
4.81	2008 (387-1,862)
4.70	1998 (525-2,468)
4.68	2005 (542-2,539)
4.57	1997 (520-2,378)
4.56	2007 (429-1,957)
4.53	1995 (440-1,995)

Game (min. 10 rushes)

9.52	vs. Chicago, 11/23/03 (21-200)
9.00	at San Diego, 12/28/08 (10-90)
8.44	vs. Kansas City, 12/7/03 (32-270)
8.13	vs. New England, 12/18/11 (31-252)
8.09	vs. Arizona, 12/29/02 (32-259)
7.88	vs. Seattle, 12/19/99 (33-260) (OT)
7.73	vs. Houston, 10/18/92 (22-170)
7.67	at Oakland, 11/6/11 (39-299)
7.66	vs. Cincinnati, 9/21/97 (29-222)
7.63	at N.Y. Giants, 11/5/72 (24-183)

TEAM RECORDS — RUSHING / PASSING

MOST RUSHING TOUCHDOWNS

Season	
26	1998
25	2005
21	2002
	2000
20	2003
	1996
	1985
	1974
19	1994
	1990

Game	
5	vs. Kansas City, 12/7/03
4	Seven times (last: vs. San Francisco, 12/23/00)

FEWEST YARDS RUSHING

Season	
1,018	1982 (players' strike; nine-game season)
1,091	1961
1,173	1966
1,195	1960
1,265	1967
1,298	1962
1,311	1964
1,470	1994
1,484	2016
1,500	1992

Game

13	at Oakland, 10/22/72
14	vs. Miami, 11/2/08
18	at Las Vegas, 12/26/21
	at Tennessee, 12/11/16
	vs. San Diego, 12/12/13
19	at Tennessee, 10/3/10
20	at Dallas, 12/10/61
26	at Washington, 10/12/92
27	vs. Pittsburgh, 11/9/09
	at Buffalo, 9/15/62

PASSING

MOST PASS ATTEMPTS

Season	
675	2013
626	1994
620	2008
617	1985
607	2014
606	2015
594	1995
588	2018
	2012
581	1988

Game

59	vs. Tennessee, 12/8/13
	at Green Bay, 10/10/93
58	vs. San Diego, 11/19/00
57	at New England, 11/2/14
	vs. Indianapolis, 9/26/10
56	vs. Kansas City, 1/3/10
	at L.A. Raiders, 12/26/82
	at Boston, 9/21/62
	at Buffalo, 9/15/62

MOST COMPLETIONS

Season	
461	2013
402	2012
399	2014
388	1994
386	2008
368	2015
367	2018
359	2002
354	2021
	2000

Game

39	vs. Tennessee, 12/8/13
37	vs. Indianapolis, 9/26/10
36	at Tennessee, 12/11/16
	vs. San Diego, 9/14/08
	vs. San Diego, 11/19/00
	vs. San Diego, 9/4/94
35	Eight times (last: vs Las Vegas, 10/17/21)

HIGHEST COMPLETION PERCENTAGE

Season

.684	2012 (402-588)
.683	2013 (461-675)
.657	2014 (399-607)
.657	2023 (337-513)
.654	2021 (354-541)
.648	2002 (359-554)
.633	2007 (326-515)
.633	1993 (350-553)
.624	2018 (367-588)
.623	2008 (386-620)

Game (min. 10 attempts)

.917	at L.A. Raiders, 11/2/86 (11-12)
.875	vs. San Diego, 9/27/81 (21-24)
.870	vs. Kansas City, 12/10/78 (20-23)
.865	vs. Oakland, 9/23/13 (32-37)
.829	at Oakland, 12/29/13 (34-41)
.828	at Buffalo, 11/13/23 (24-29)
.824	at Indianapolis, 12/21/03 (14-17)
.815	at Houston, 12/8/19 (22-27)
.815	vs. San Francisco, 10/19/14 (22-27)
.811	vs. Philadelphia, 9/29/13 (30-37)
.808	Three times (last: vs. Arizona, 12/18/22 (21-26))

MOST YARDS PASSING (NET YARDS)

Season

*5,444	2013
4,661	2014
4,534	2012
4,471	2008
4,243	2000
4,045	1995
4,038	2010
4,017	1994
3,999	2004
3,970	2015
*	NFL record

Game

499	vs. Atlanta, 10/31/04
479	vs. Arizona, 10/5/14
472	vs. Indianapolis, 9/26/10
459	vs. Kansas City, 11/18/74
445	vs. Baltimore, 9/5/13
443	vs. San Diego, 11/19/00
441	at Cleveland, 11/6/08
438	at New England, 11/2/14
431	vs. Oakland, 12/14/80

FEWEST YARDS PASSING (NET YARDS)

Season

1,682	1967
1,819	1982 (players' strike; nine-game season)
1,863	1977
1,995	1966
2,021	1964
2,025	1970
2,065	1971
2,204	1976
2,328	1974
2,357	1968

TEAM RECORDS — PASSING

FEWEST YARDS PASSING (NET YARDS), CONT.

Game	
-53	at Oakland, 9/10/67
-7	at Houston, 9/3/66
1	at Pittsburgh, 9/4/83
6	vs. N.Y. Jets, 11/15/64
8	vs. Oakland, 9/3/78
	vs. San Diego, 11/30/75 (OT)
12	vs. New Orleans, 11/29/20
18	at N.Y. Jets, 12/3/67
20	at Houston, 11/14/65
30	at Philadelphia, 9/20/92

MOST TOUCHDOWN PASSES THROWN

Season	
*55	2013
40	2014
37	2012
32	1998
28	2023
	2000
27	2004
	1997
	1995
	1993
	1981
26	2001
	1996

* - NFL record

Game	
*7	vs. Baltimore, 9/5/13
5	at Oakland, 11/9/14
	at Kansas City, 12/1/13
	vs. Kansas City, 11/14/10
	vs. San Diego, 11/19/00
	vs. Minnesota, 11/18/84
	vs. Buffalo, 10/28/62
4	38 times (last: vs. Kansas City, 12/11/22)

* - NFL record (tie)

MOST INTERCEPTIONS THROWN

Season	
45	1961
40	1962
35	1960
34	1975
32	1964
30	1966
	1965
29	1992
28	1963
18	1970

Game	
8	at Houston, 12/2/62
6	vs. San Diego, 9/21/80
	vs. San Diego, 11/30/75 (OT)
	at San Diego, 9/24/72
	at Green Bay (at Milwaukee), 9/26/71
	at Houston, 11/26/61
	vs. Buffalo, 11/19/61
5	17 times (last: vs. Kansas City, 11/15/15)

BEST INTERCEPTION AVOIDANCE PERCENTAGE

Season	
.015	2013 (10-675)
.015	2005 (7-465)
.017	2021 (9-541)
.018	2023 (9-513)
.018	1993 (10-553)
.019	2012 (11-588)
.019	2016 (11-570)
.020	2019 (10-504)
.021	2010 (12-580)
.021	1994 (13-626)
.021	2000 (12-569)
.021	1997 (11-513)

HIGHEST AVERAGE GAIN PER ATTEMPT

Season	
8.25	2013 (675-5,572)
8.23	1981 (485-3,992)
8.09	1974 (329-2,660)
7.94	2012 (588-4,671)
7.87	2014 (607-4,779)

HIGHEST AVERAGE GAIN PER COMPLETION

Season	
15.79	1968 (179-2,826)
14.94	1976 (168-2,510)
14.77	1969 (192-2,835)
14.60	1967 (150-2,190)
14.46	1974 (184-2,660)
14.43	1972 (201-2,900)
14.18	1963 (217-3,076)
14.16	1966 (166-2,351)
13.90	1977 (163-2,265)
13.81	1981 (289-3,992)

FEWEST TIMES DENVER PASSER SACKED

Season	
12	2008
15	2004
17	2014
20	2013
21	2012
22	1971
23	2005
24	1982 (players' strike; nine-game season)
	1965

MOST TIMES DENVER PASSER SACKED

Season	
63	2022
	1963
61	1981
	1964
58	1967
55	1994
	1983
52	2023
	2017
	1992

Game	
11	vs. Oakland, 11/5/67
	vs. Buffalo, 12/13/64
10	at Oakland, 10/31/76
	at Oakland, 12/8/75
9	Three times (last: vs. Kansas City, 10/17/19)

MOST YARDAGE LOST ON SACKS

Season	
585	1963
520	1964
508	1967
469	1968
461	1981
439	1983
415	2022
402	1977
382	1992
366	1994

Game	
95	vs. Oakland, 11/5/67
84	vs. Buffalo, 12/13/64
79	vs. Kansas City, 10/17/19
78	vs. Kansas City, 12/14/68
	vs. Boston, 9/29/63
77	at Boston, 9/21/62
74	at Oakland, 12/8/75
72	at L.A. Raiders, 12/26/82
71	at Chicago, 10/2/83
67	vs. L.A. Raiders, 10/18/93

TEAM RECORDS — FIRST DOWNS / PUNTING

FIRST DOWNS

Most First Downs

Season	First Downs
435	2013
383	2000
380	2012
360	2014
357	2002
354	2008
351	2004
347	1998
346	1994
344	1995

Game

39	vs. Tennessee, 12/8/13
35	vs. Philadelphia, 9/29/13
34	at Dallas, 10/6/13
	vs. San Diego, 9/14/08
	vs. San Diego, 11/19/00
	vs. Kansas City, 11/18/74
32	vs. Kansas City, 12/30/12
	at Cincinnati, 10/22/00
31	Six times (last: vs. Oakland, 9/23/13)

Most First Downs Rushing

Season

145	2005
138	1997
135	1998
134	1996
133	2003
132	1987
130	1979
129	2011
	1978
127	2004

Game

19	at Chicago, 12/12/76
	vs. San Diego, 11/30/75 (OT)
18	vs. N.Y. Jets, 11/20/05
17	at Seattle, 10/29/78 (OT)
16	at Kansas City, 10/27/85
	vs. N.Y. Giants, 10/26/80
	at Kansas City, 9/24/78 (OT)
	at Boston, 9/24/65
15	Six times (last: at New England, 11/24/13)

Most First Downs Passing

Season

293	2013
232	2012
227	2014
223	2008
	2000
205	1995
204	2010
202	1994
201	2015
199	2002

Game

25	vs. Tennessee, 12/8/13
	vs. Kansas City, 11/24/74
24	vs. San Diego, 12/3/00
23	vs. Washington, 10/17/13
	at Houston, 12/20/64
22	vs. Oakland, 12/14/80
21	vs. Kansas City, 1/3/10
	vs. New England, 10/11/09 (OT)
	vs. Atlanta, 10/31/04
20	10 times (last: at New Orleans, 11/13/16)

Most First Downs by Penalty

Season

43	1994
41	1986
40	2019
	2004
39	2003
38	2020
	1983
36	2012
	2000
	1988
35	2014
	2013
	1993

Game

11	vs. Houston Oilers, 10/6/85
7	at N.Y. Jets, 10/1/20
	at Kansas City, 9/19/99
	at Kansas City, 11/16/98
	vs. L.A. Raiders, 9/7/86
6	Nine times (last: vs. Las Vegas, 9/10/23)

Fewest First Downs

Season

170	1982 (players' strike; nine-game season)
171	1966
172	1967
207	1964
217	1971
	1970
	1968
219	1961
223	1977
230	1963

Game

0	at Houston, 9/3/66
3	at Oakland, 9/10/67
4	at Philadelphia, 9/20/92
6	vs. New Orleans, 11/29/20
7	at Washington, 10/12/92
	at Kansas City, 12/6/70
	vs. Buffalo, 12/13/64

PUNTING

Most Punts

Season

106	1967
101	2011
96	2022
	1984
	1978
	1968
94	1985
91	1977
89	2016
	1979
87	1983
	1970

Game

12	at Buffalo, 10/25/81
	vs. Cincinnati, 10/6/68
	at Oakland, 9/10/67
11	at Jacksonville, 12/04/16
	at Seattle, 11/30/92 (OT)
	vs. Seattle, 10/20/85 (OT)
10	Nine times (last: vs. San Francisco, 9/25/22)

Fewest Punts

Season

45	1982 (players' strike; nine-game season)
46	2008
54	1995
55	2002
60	2007
	1997
	1990
	1972
	1962
62	2000

TEAM RECORDS — PUNTING / RETURNS

FEWEST PUNTS, CONT.

Game	
0	at Dallas, 10/6/13 vs. Oakland, 9/30/12 vs. Buffalo, 12/21/08 vs. San Diego, 11/16/03 at Minnesota 11/4/90 vs. Dallas, 10/8/61
1	27 times (last: at Seattle, 9/12/22)

HIGHEST PUNTING AVERAGE

Season	
47.4	2011 (101-4,783)
46.7	2008 (46-2,150)
46.6	2022 (96-4,470)
46.5	1999 (84-3,908)
46.3	2012 (67-3,105)
46.3	2023 (79-3,659)
46.2	1998 (67-3,097)
46.1	2020 (66-3,040)
46.0	2021 (67-3,083)
45.7	2016 (89-4,068)

Game (min. 4 punts)

57.2	vs. L.A. Raiders, 9/26/88 (5-286) (OT)
56.6	vs. Seattle, 11/24/84 (5-283)
56.2	at Arizona, 12/12/10 (5-281)
55.8	vs. Cincinnati, 9/18/11 (6-335)
55.8	vs. San Diego, 12/16/90 (5-279)
55.6	at Las Vegas, 1/7/24 (5-278)
55.0	at New England, 10/27/91 (5-275)
54.4	at Oakland, 9/20/98 (5-272)
54.3	vs. Minnesota, 11/19/23 (4-217) at Arizona, 9/23/01 (4-217) vs. Minnesota, 10/31/99 (4-217)

LOWEST PUNTING AVERAGE

Season	
35.1	1976 (84-2,945)
36.4	1978 (96-3,494)
37.3	1960 (70-2,610)
39.0	2002 (55-2,145)
39.2	1977 (91-3,563)
39.3	1986 (86-3,376)
39.4	1961 (80-3,149)
39.6	2000 (62-2,455)
39.9	1989 (80-3,188)
39.9	1975 (63-2,515)

HIGHEST NET PUNTING AVERAGE (SINCE 1976)

Season	
42.8	2021 (67-2,869)
42.3	2023 (79-3,344)
42.1	2012 (67-2,822)
41.5	2022 (96-3,988)
41.3	2016 (89-3,677)
40.8	2020 (66-2,734)
40.2	2011 (101-4,058)
39.5	2015 (85-3,357)
39.4	2019 (78-3,070)
39.0	2017 (76-3,309)

Game (min. 4 punts)

52.8	vs. L.A. Raiders, 9/26/88 (5-264) (OT)
52.3	vs. San Diego, 11/11/01 (6-314)
52.3	at Houston, 12/4/77 (4-209)
51.2	vs. San Diego, 12/16/90 (5-256)
51.0	vs. Cincinnati, 9/18/11 (6-306)
50.8	at Las Vegas, 1/7/24 (5-254)
50.8	vs. Philadelphia, 11/14/21 (4-203)
50.6	at Atlanta, 9/17/12 (5-253)
49.8	vs. Oakland, 12/29/19 (5-249)
48.8	at Minnesota, 12/4/11 (6-293)

PUNT RETURNS

MOST PUNT RETURNS

Season	
63	1970
58	1977
54	1999
53	1988
51	1981
	1978
	1976
49	1996
48	2012
	1987
	1986

Game

8	at Carolina, 11/11/12 vs. Chicago, 12/11/11 vs. San Diego, 12/27/87 vs. Baltimore, 10/22/78 vs. San Diego, 11/30/75 (OT) at Kansas City, 10/6/74 at Buffalo, 9/20/70
7	Eight times (last: vs. Miami, 12/12/04)

MOST PUNT RETURN YARDS

Season	
712	1977
640	1976
596	2011
583	1996
582	1978
556	1970
555	1997
552	1986
486	1987
474	1974

Game

168	vs. Carolina, 11/9/97
167	vs. Pittsburgh, 11/6/77
150	vs. San Diego, 12/27/88
128	vs. Oakland, 9/12/11 vs. San Francisco, 9/19/82 at N.Y. Jets, 12/3/67 at Carolina, 11/11/12 vs. Cleveland, 9/26/76
121	at N.Y. Giants, 9/15/13 vs. St. Louis, 9/14/97 at Buffalo, 9/20/70

HIGHEST PUNT RETURN AVERAGE

Season	
16.3	2023 (20-326)
14.5	1982 (21-305) (players' strike; nine-game season)
13.5	1997 (41-555)
13.5	1967 (26-351)
13.4	2020 (20-267)
13.1	2001 (31-405)
12.9	1963 (30-387)
12.7	2011 (47-596)
12.5	1976 (51-640)
12.3	1977 (58-712)

MOST PUNT RETURN TOUCHDOWNS

Season	
4	1976
3	1997
2	2011, 2003, 1986, 1982
1	19 times (last: 2020)

Game

2	vs. Carolina, 11/9/97 vs. Cleveland, 9/26/76
1	30 times (last: at Carolina, 12/13/20)

KICKOFF RETURNS

MOST KICKOFF RETURNS

Season	
78	1963
76	1964
75	1994
71	2008
	1965
67	2001
	1960
66	Three times (last: 2000)

TEAM RECORDS — KICK RETURNS / FUMBLES

MOST KICKOFF RETURNS, CONT.

<u>Game</u>	
10	at Arizona, 12/12/10 at Indianapolis, 10/31/88 vs. Boston, 10/4/64
9	at San Diego, 12/22/63 at Buffalo, 12/24/11 at San Diego, 12/28/08 at Kansas City, 12/18/83 at Boston, 10/18/63 vs. Kansas City, 9/7/63
8	18 times (last: at Oakland, 12/19/10)

MOST KICKOFF RETURN YARDS

<u>Season</u>	
1,801	1963
1,758	1964
1,731	1965
1,576	2001
1,558	1966
1,550	2008
1,547	1960
1,523	1994
1,518	1967
1,501	1961
<u>Game</u>	
295	vs. Boston, 10/4/64
289	vs. Kansas City, 9/7/63
272	at Arizona, 12/12/10
238	at Kansas City, 10/8/63
227	vs. San Diego, 1/2/11
226	at Indianapolis, 10/31/88
217	at San Diego, 12/22/63
216	at Houston, 9/3/66
215	at San Diego, 10/29/61
211	at Minnesota, 11/4/90

HIGHEST KICKOFF RETURN AVERAGE

<u>Season</u>	
26.9	1966 (58-1,558)
25.4	2019 (21-534)
25.3	1967 (60-1,518)
25.1	2014 (32-802)
25.0	2013 (39-974)
24.9	2023 (16-398)
24.5	2011 (39-956)
	1975 (59-1,446)
24.4	1965 (71-1,731)
24.3	2010 (59-1,435)

MOST KICKOFF RETURN TOUCHDOWNS

<u>Season</u>	
3	1966
1	10 times (last: 2023)
<u>Game</u>	
1	13 times (last: at Miami, 9/24/23)

FUMBLES

MOST BRONCOS FUMBLES

<u>Season</u>	
36	1984
	1966
35	1979
34	1988
	1983
	1963
33	1999
	1961
32	1960
31	1991
<u>Game</u>	
6	vs. Washington, 11/18/01 vs. Philadelphia, 10/29/89 vs. Cleveland, 10/19/75 at Boston, 11/6/66 vs. L.A. Chargers, 10/16/60
5	18 times (last: at New England, 11/24/13)

MOST BRONCOS FUMBLES LOST

<u>Season</u>	
20	1961
19	1983
18	1994
	1993
	1981
	1979
17	Seven times (last: 2011)
<u>Game</u>	
5	vs. Cleveland, 10/19/75 vs. Chicago, 9/30/73
4	Eight times (last: at Indianapolis, 10/31/88)

FEWEST BRONCOS FUMBLES

<u>Season</u>	
12	2021
15	2009
	1969
16	2015
	2014
17	1998
18	2018
	2008
	2005
21	2023
	2019
	2002
	1973

FEWEST BRONCOS FUMBLES LOST

<u>Season</u>	
5	2014
6	2019
	2018
	2003
	1998
7	2002
8	2015
	2001
	1985
	1969
	1964

MOST OPPONENT FUMBLES

<u>Season</u>	
46	1983
44	1984
43	1989
40	1964
37	1975
36	1990
	1981
	1971
35	1987
	1970
	1966

<u>Game</u>	
7	vs. Green Bay, 10/15/84 vs. Seattle, 11/20/83 at Oakland, 10/4/81 vs. Buffalo, 12/13/64
6	11 times (last: at New England, 11/24/13)

MOST OPPONENT FUMBLES RECOVERED

<u>Season</u>	
24	1984
23	1981
22	1989
21	1964
20	1983, 1971, 1963
19	1987, 1979, 1962

<u>Game</u>	
6	at Buffalo, 12/2/79
5	vs. Seattle, 12/13/81 at Boston, 11/6/66 vs. Buffalo, 12/13/64 at Oakland, 10/14/62
4	11 times (last: at L.A. Raiders, 10/28/84) (OT)

TEAM RECORDS — FUMBLES / TURNOVERS / PENALTIES

FEWEST OPPONENT FUMBLES

Season	
12	2021
13	2017
15	2008
16	2020
	2019
17	1982 (players' strike; nine-game season)
19	2011
20	1995

FEWEST OPPONENT FUMBLES RECOVERED

Season	
6	2020
	2021
7	2017
	2014
	2008
8	1982 (players' strike; nine-game season)
	2022
	2012
	2010
	2004
9	2013
	2011
	1996

TURNOVERS

MOST TAKEAWAYS

Season	
55	1984 (31 INT / 24 FUM)
53	1964 (32 INT / 21 FUM)
47	1987 (28 INT / 19 FUM)
	1983 (27 INT / 20 FUM)
46	1981 (23 INT / 23 FUM)
	1962 (27 INT / 19 FUM)
44	2000 (27 INT / 17 FUM)
	1978 (31 INT / 13 FUM)
	1960 (27 INT / 17 FUM)
43	1989 (21 INT / 22 FUM)

Game

10	at Detroit, 10/7/84 (7 INT / 3 FUM)
8	vs. Seattle, 11/20/83 (4 INT / 4 FUM)
	at Oakland, 10/16/77 (7 INT / 1 FUM)
7	Eight times [last: at LA Raiders, 10/28/84 (3 INT / 4 FUM)]

FEWEST TAKEAWAYS

Season	
13	2008 (6 INT / 7 FUM)
16	2020 (10 INT / 6 FUM)
17	2019 (10 INT / 7 FUM)
	2017 (10 INT / 7 FUM)
18	2011 (9 INT / 9 FUM)
	2010 (10 INT / 8 FUM)
19	2021 (13 INT / 6 FUM)
	1982 (12 INT / 7 FUM) (players' strike; nine-game season)
20	2004 (12 INT / 8 FUM)
	2003 (9 INT / 11 FUM)

MOST GIVEAWAYS

Season	
65	1961 (45 INT / 20 FUM)
54	1962 (40 INT / 14 FUM)
52	1960 (35 INT / 17 FUM)
48	1975 (34 INT / 14 FUM)
47	1966 (30 INT / 17 FUM)
46	1965 (30 INT / 16 FUM)
43	1992 (29 INT / 14 FUM)
	1963 (28 INT / 15 FUM)
41	1983 (22 INT / 19 FUM)
	1979 (23 INT / 18 FUM)
	1970 (28 INT / 13 FUM)

* - NFL Record

Game

9	at Houston, 12/2/62 (8 INT / 1 FUM)
	vs. Buffalo, 11/19/61 (6 INT / 3 FUM)
8	vs. Buffalo, 9/19/65 (5 INT / 3 FUM)
	at Houston, 11/26/61 (6 INT / 2 FUM)
7	Seven times [last: vs. San Diego, 9/21/80 (6 INT / 1 FUM)]

FEWEST GIVEAWAYS

Season	
16	2019 (10 INT / 6 FUM)
	2005 (7 INT / 9 FUM)
18	2021 (9 INT / 9 FUM)
20	2014 (15 INT / 5 FUM)
	1998 (14 INT / 6 FUM)
21	2018 (15 INT / 6 FUM)
	1997 (11 INT / 10 FUM)
22	2023 (9 INT / 13 FUM)
23	2009 (13 INT / 10 FUM)
24	2022 (15 INT / 9 FUM)
	2003 (18 INT / 6 FUM)

CONSECUTIVE GAMES WITH A TAKEAWAY

36	1982-84 (2nd game '82 through 12th game '84)
----	--

CONSECUTIVE GAMES WITHOUT A GIVEAWAY

4	2013-14 (15th game '13 through 2nd game '14)
	2005 (3rd through 6th)

BEST TAKEAWAY RATIO

Season	
+21	1984 (55 Takeaways / 34 Giveaways)
+20	2005 (36/16)
+19	2000 (44/25)
+13	1964 (53/40)
+12	1977 (39/27)
+11	1989 (43/32)
	1987 (47/36)
	1967 (41/30)
+10	2001 (37/27)
	1998 (30/20)
	1997 (31/21)
	1978 (44/34)

Game

+8	at Oakland, 10/16/77 (8 Takeaways / 0 Giveaways)
----	--

WORST TAKEAWAY RATIO

Season	
-25	1961 (40 Takeaways / 65 Giveaways)
-17	2017 (17/34)
	2008 (13/30)
	1982 (19/36)
-16	2020 (16/32)
	1975 (32/48)
	1966 (31/47)
-12	2011 (18/30)
	1992 (31/43)
	1972 (22/34)

Game

-9	vs. Buffalo, 11/19/61 (0 Takeaways / 9 Giveaways)
----	---

PENALTIES

MOST PENALTIES

Season	
132	1978
120	2014
117	2013
116	1997
	1979
115	2015
	1998
114	1999
113	2022
	2017

Game

15	vs. Kansas City, 11/27/16
	vs. Tampa Bay, 11/7/76
14	at Philadelphia, 11/5/17
	at Kansas City, 9/20/93
	vs. Oakland, 10/17/76
	at N.Y. Jets, 10/28/73
13	Eight times (last vs. Houston, 9/18/22)

TEAM RECORDS — PENALTIES / THIRD DOWNS / DEFENSE

MOST YARDS PENALIZED

Season	Yards
1,092	1978
1,063	2015
1,045	2014
1,023	1998
1,006	1997
	1979
1,000	2013
986	1976
985	2018
	2016

Game

160	vs. Tampa Bay, 11/7/76
151	at L.A. Chargers, 10/17/22
148	at Seattle, 10/14/01
146	at Kansas City, 12/16/01 (OT)
134	vs. Pittsburgh, 11/6/77
132	at N.Y. Giants, 9/15/13
	at Oakland, 10/17/76
130	vs. N.Y. Titans, 11/22/62
128	at Minnesota, 10/26/87
	at Seattle, 12/8/79

FEWEST PENALTIES

Season	Penalties
48	1967
54	1982 (players' strike; nine-game season)
	1960
60	1961
64	1962
65	1963
66	1966
67	2006
	1971
69	1965

Game

0	vs. Kansas City, 9/17/06 (OT)
	at Chicago, 12/18/93
	vs. Kansas City, 12/16/67
1	19 times (last: at New Orleans, 11/13/16)

FEWEST YARDS PENALIZED

Season	Yards
478	2006
501	1960
512	1967
516	1982 (players' strike; nine-game season)
548	1963
560	1961
594	1989
610	2007
613	1962
632	1974

Game

0	vs. Kansas City, 9/17/06 (OT)
	at Chicago, 12/18/93
	vs. Kansas City, 12/17/67
	at Boston, 9/21/62
5	vs. Kansas City, 12/7/08
	at Arizona, 12/17/06
	vs. Atlanta, 10/16/88
	at Kansas City, 10/27/85
	vs. Kansas City, 9/7/63
	vs. Boston, 11/11/62
	vs. Dallas, 10/30/60

THIRD DOWNS (SINCE 1972)

MOST THIRD DOWN ATTEMPTS

Season	Attempts
252	1985

MOST THIRD DOWN CONVERSIONS

Season	Conversions
112	1996

HIGHEST THIRD DOWN PERCENTAGE

Season	Percentage
.489	1996 (112-229)

TOTAL DEFENSE

FEWEST POINTS ALLOWED

Season	Points
148	1977
198	1978
206	1976
226	1989
	1982 (players' strike; nine-game season)
235	1991
241	1984
258	2005
262	1979
264	1970

Game (List of Denver Shutouts: 20)

Denver 26, N.Y. Jets 0, 9/26/21
Denver 16, Tennessee 0, 10/13/19
Denver 23, N.Y. Jets 0, 12/10/17
Denver 24, N.Y. Jets 0, 11/20/05
Denver 34, Carolina 0, 11/9/97
Denver 27, Oakland 0, 10/16/95
Denver 12, at Cleveland 0, 9/27/92
Denver 37, at Phoenix 0, 12/16/89
Denver 12, at San Diego 0, 10/2/88
Denver 24, San Diego 0, 12/27/87
Denver 34, Detroit 0, 11/1/87
Denver 21, Kansas City 0, 10/23/84
Denver 17, at Oakland 0, 10/4/81
Denver 7, San Diego 0, 10/7/79
Denver 10, Cincinnati 0, 9/2/79
Denver 7, St. Louis 0, 9/18/77
Denver, 17, at San Diego 0, 11/14/76
Denver 26, San Diego 0, 10/3/76
Denver 27, Cleveland 0, 10/24/71
Denver 13, San Diego 0, 11/2/69

FEWEST TOUCHDOWNS ALLOWED

Season	Touchdowns
18	1977
21	1978
22	1991
25	1989
	1982 (players' strike; nine-game season)
	1976
26	1984
27	1993
28	1970
29	2006

FEWEST FIELD GOALS ALLOWED

Season	Goals
8	1977
12	1976
13	1995
	1961
14	2005
	1998
	1997
	1987
	1965
15	1981
	1979
	1967
	1963

FEWEST TOTAL PLAYS ALLOWED

Season	Plays
616	1982 (players' strike; nine-game season)
825	1971
838	1970
847	1963
850	1965
871	1966
872	1973
876	1972
899	1961

TEAM DEFENSIVE RECORDS — TOTAL / RUSHING

Game

37	at Indianapolis, 12/21/03
40	at Jacksonville, 9/19/04 vs. San Diego, 11/16/03 vs. San Diego, 10/6/63
42	vs. Green Bay, 12/30/90 vs. San Diego, 11/30/75 (OT)
43	vs. N.Y. Jets, 11/20/05 vs. Indianapolis, 1/2/05
44	at Kansas City, 11/30/14 at Oakland, 9/24/00 at Boston, 9/24/65 vs. Boston, 9/29/63

FEWEST TOTAL YARDS ALLOWED

Season

3,169	1982 (935 rush/2,234 pass) (players' strike; nine-game season)
3,705	1970 (1,351/2,354)
3,734	1976 (1,709/2,025)
3,775	1977 (1,531/2,244)
3,819	1971 (1,834/1,985)
3,851	1972 (1,668/2,183)
4,006	1975 (1,974/2,032)
4,235	1973 (1,795/2,440)
4,297	1965 (1,337/2,960)
4,391	1974 (1,808/2,583)

Game

60	at Cleveland, 10/24/71 (24 rush/36 pass)
66	vs. Chicago, 12/5/71 (73/-7)
70	vs. San Diego, 11/2/69 (50/20)
92	vs. New England, 11/11/79 (58/34)
96	vs. San Diego, 11/16/03 (40/56)
100	vs. N.Y. Jets, 12/10/17 (59/41)
101	at Phoenix, 12/16/89 (22/79)
119	vs. Kansas City, 12/30/12 (93/26)
121	vs. Kansas City, 10/4/70 (88/33)

LOWEST AVERAGE YIELD PER PLAY

Season

4.05	1977 (931-3,775)
4.06	1976 (919-3,734)
4.38	1978 (1,016-4,448)
4.39	2015 (1,033-4,530)
	1972 (876-3,851)
4.42	1970 (838-3,705)
4.45	1975 (901-4,006)
4.51	1989 (977-4,407)
4.58	2012 (1,015-4,652)
4.62	1971 (825-3,819)

Game

1.12	vs. Chicago, 12/5/71 (59-66)
1.25	vs. San Diego, 11/2/69 (56-70)
1.30	at Cleveland, 10/24/71 (46-60)
1.61	vs. New England, 11/11/79 (57-92)
2.06	at Phoenix, 12/16/89 (49-101)
2.16	vs. Kansas City, 10/4/70 (56-121)
2.25	at San Diego, 11/14/76 (57-128)
2.27	vs. N.Y. Jets, 12/10/17 (44-100)

RUSHING DEFENSE

FEWEST RUSHES ALLOWED

Season

293	1982 (players' strike; nine-game season)
344	2005 2000
345	1996
349	2014
356	1998
379	2003 2002
381	1997

Game

8	vs. N.Y. Jets, 11/20/05
9	at New Orleans, 12/3/00 vs. Cleveland, 10/15/00 at New England, 11/17/96
10	at San Diego, 11/29/87 at San Diego, 10/12/86
11	at Jacksonville, 10/2/05 vs. Green Bay, 10/17/99 at N.Y. Jets, 12/3/67
12	at Indianapolis, 12/21/03 at Detroit, 12/25/99 vs. Kansas City, 10/27/96 at Phoenix, 12/16/89

FEWEST RUSHING YARDS ALLOWED

Season

935	1982 (players' strike; nine-game season)
1,276	2014
1,287	1998
1,331	1996
1,337	2015
	1965
1,351	1970
1,363	2005
1,418	1993
1,430	2017

Game

0	at Kansas City, 12/19/65
12	at Jacksonville, 10/2/05
16	vs. Kansas City, 12/9/07
17	at New England, 11/17/96
18	vs. Pittsburgh, 9/27/70
19	vs. N.Y. Jets, 11/20/05
20	at San Diego, 10/2/88
21	at New Orleans, 12/3/00 vs. Green Bay, 10/17/99 vs. Oakland, 10/16/95

LOWEST AVERAGE YIELD PER RUSH

Season

3.19	1982 (293-935) (players' strike; nine-game season)
3.26	1977 (470-1,531)
3.28	2015 (408-1,337)
3.30	1970 (409-1,351)
3.34	2017 (428-1,430)
3.37	1979 (502-1,693)
3.45	1976 (496-1,709)
3.48	1965 (384-1,337)
3.57	1993 (397-1,418)
3.60	1978 (549-1,979)

Game (min. 10 rushes)

0.00	at Kansas City, 12/19/65 (20-0)
0.64	vs. Pittsburgh, 9/27/70 (28-18)
0.94	vs. Kansas City, 12/9/07 (17-16)
1.09	at Jacksonville, 10/2/05 (11-12)
1.17	vs. Oakland, 12/13/15 (23-27)
1.21	at N.Y. Giants, 9/15/13 (19-23)
1.29	at Miami, 12/21/98 (28-36)
1.35	at Pittsburgh, 12/20/15 (17-23)
1.47	at Detroit, 9/27/15 (19-28) vs. Cincinnati, 12/14/69 (19-28)

FEWEST RUSHING TOUCHDOWNS ALLOWED

Season

5	2012 1996 1977
6	1993
7	1970
8	1998 1991
	1982 (players' strike; nine-game season)

TEAM DEFENSIVE RECORDS — PASSING

PASSING DEFENSE

FEWEST PASS ATTEMPTS ALLOWED

Season	Year	Notes
307	1982	(players' strike; nine-game season)
348	1975	
356	1971	
379	1970	
387	1973	
	1960	
391	1976	
396	1966	
397	1972	
408	1963	

Game

10	at Kansas City, 9/24/78 (OT)
12	vs. Oakland, 11/23/08
	at Oakland, 10/19/97
	at Kansas City, 10/18/81
13	at Minnesota, 11/4/90
14	at Cincinnati, 10/22/00
	vs. N.Y. Giants, 11/15/92
	vs. Oakland, 10/30/77
	at New England, 11/28/76
	at Kansas City, 11/27/69
	at Houston, 11/20/60

FEWEST COMPLETIONS ALLOWED

Season	Year	Notes
150	1971	
172	1982	(players' strike; nine-game season)
181	1975	
189	1960	
191	1970	
192	1966	
194	1961	
202	1973, 1965, 1962	

Game

2	at Cincinnati, 10/22/00
	at Chicago, 12/12/76
5	at Green Bay, 9/26/71
	vs. Dallas, 10/8/61
6	Six times (last: at Tennessee, 12/11/16)
7	15 times (last: vs. Kansas City, 12/30/12)

LOWEST COMPLETION PCT. ALLOWED

Season	Year	Completion Pct.
.421	1971	(150-356)
.448	1961	(194-433)
.459	1965	(202-440)
.466	1967	(214-459)
.478	1962	(202-423)
.485	1966	(192-396)
.488	1960	(189-387)
.489	1964	(215-440)
.500	1963	(204-408)
.504	1970	(191-379)

Game (min. 10 attempts)

.118	at Chicago, 12/12/76 (2-17)
.143	at Cincinnati, 10/22/00 (2-14)
.226	vs. Chicago, 12/5/71 (7-31)
.259	at Cleveland, 10/24/71 (7-27)
.263	at Green Bay (at Milwaukee), 9/26/71 (5-19)
.281	vs. Seattle, 10/20/85 (9-32) (OT)
.286	at Tennessee, 12/11/16 (6-21)
	vs. Buffalo, 12/13/64 (6-21)
.289	vs. N.Y. Jets, 11/15/64 (11-38)
.292	vs. L.A. Raiders, 9/6/92 (7-24)
.294	vs. Dallas, 10/8/61 (5-17)

FEWEST PASSING YARDS ALLOWED (NET YARDS)

Season	Year	Notes
1,985	1971	
2,025	1976	
2,032	1975	
2,183	1972	
2,234	1982	(players' strike; nine-game season)
2,244	1977	
2,354	1970	
2,440	1973	
2,470	1978	
2,515	1966	

FEWEST PASSING YARDS ALLOWED (NET YARDS), CONT.

Game	Year	Opponent
-7	vs. Chicago, 12/5/71	
14	at Cincinnati, 10/22/00	
18	at Kansas City, 12/6/70	
20	vs. San Diego, 11/2/69	
26	vs. Kansas City, 12/30/12	
33	vs. Kansas City, 10/4/70	
34	vs. New England, 11/11/79	
36	at Cleveland, 10/24/71	
39	vs. N.Y. Giants, 11/15/92	
	vs. Dallas, 10/8/61	

FEWEST TOUCHDOWN PASSES ALLOWED

Season	Year	Notes
8	1976	
9	1978	
11	1979	
	1977	
12	1991	
13	2016	
	2006	
	1989	
	1981	
14	1982	(players' strike; nine-game season)
	1975	
	1974	

MOST OPPONENT PASSES INTERCEPTED

Season	Year	Interceptions
32	1964	
31	1984, 1978	
28	1987, 1967	
27	2000, 1983, 1962, 1960	
26	1961	

Game

7	at Detroit, 10/7/84
	at Oakland, 10/16/77
6	vs. Boston, 9/3/67
	at Houston, 11/14/65
	vs. N.Y. Jets, 11/15/64
	at Buffalo, 9/18/60
5	10 times (last: vs. New England, 10/28/01)

HIGHEST PCT. OF OPPONENT PASSES INTERCEPTED

Season	Year	Pct.
.073	1964	(32-440)
.071	1978	(31-438)
.070	1960	(27-387)
.064	1962	(27-423)
.061	1987	(28-456)
.061	1976	(24-391)
.061	1967	(28-459)
.060	1961	(26-433)
.059	1977	(25-426)
.057	1965	(25-440)

MOST YARDS ON INTERCEPTION RETURNS

Season	Year	Yards
510	1984	
491	1977	
483	1962	
465	1965	
459	1964	
452	1976	
439	1998	
417	1960	
413	1967	
403	1987	
	162	vs. Baltimore, 11/27/77
	133	at Buffalo, 9/18/60
	128	at N.Y. Jets, 12/3/67
	126	vs. Dallas, 9/17/17
		at Oakland, 11/13/05
	123	at Oakland, 9/20/98
	117	vs. Oakland, 10/5/62
	111	vs. San Diego, 12/27/87
		at Detroit, 10/7/84
	110	vs. Kansas City, 10/9/77

TEAM DEFENSIVE RECORDS — PASSING / SPECIAL TEAMS

MOST INTERCEPTIONS RETURNED FOR TOUCHDOWN

Season	5	2012, 2000, 1997
Game	2	at Arizona, 10/18/18 vs. Kansas City, 9/10/89 vs. Tampa Bay, 11/7/76 vs. Oakland, 10/5/62

MOST SACKS

Season	57	1984
	52	2015 2012 1991
	50	1999 1992 1970
	49	1986
	47	Three times (last: 1998)

Game

10	at Cincinnati, 10/19/69
9	vs. N.Y. Jets, 9/1/96 vs. Chicago, 12/5/71 vs. Buffalo, 11/19/61
8	vs. Seattle, 12/20/92 vs. Seattle, 11/26/89 vs. N.Y. Jets, 11/15/64 vs. Oakland, 11/29/64
7	14 times (last: vs. Tennessee, 10/13/19)

MOST YARDS ON SACKS

Season	459	1986
	456	1970
	447	1964
	435	1971
	430	1984
	378	1985
	374	1989
	364	2012
	363	1969
	357	1972

Game

95	vs. N.Y. Jets, 11/15/64
86	vs. Seattle, 11/26/89
76	vs. Kansas City, 10/4/70
75	vs. New England, 12/17/72
73	at Cincinnati, 10/19/69
72	at Seattle, 12/21/80 at Houston, 10/14/73
71	vs. Jacksonville, 10/25/98
70	vs. Chicago, 12/5/71 vs. Atlanta, 10/18/70

LOWEST AVERAGE YIELD PER PASS ATTEMPT

Season	5.79	1976 (391-2,265)
	5.80	2016 (552-3,200)
	6.00	1977 (426-2,556)
	6.02	2014 (641-3,859) 1997 (526-3,166)
	6.03	1996 (566-3,413)
	6.16	2003 (495-3,049)
	6.18	2015 (573-3,544)
	6.19	1978 (438-2,712)
	6.25	2005 (613-3,833)

LOWEST AVERAGE YIELD PER COMPLETION

Season	9.67	2014 (399-3,859)
	9.74	2022 (392-3,819)
	9.97	2002 (360-3,588)
	10.30	2015 (344-3,544)
	10.46	2016 (306-3,200)
	10.58	1976 (214-2,265)
	10.81	2009 (298-3,222)
	10.88	1977 (235-2,556)
	10.92	1997 (290-3,166)
	10.93	2020 (374-4,089)

SAFETIES

MOST SAFETIES OF OPPONENT

Season	3	1990
	2	2012 1999 1986 1982 1970 1967

Game

2	at Seattle, 1/2/83
1	35 times (last: vs. Cleveland, 11/26/23)

PUNTING

LOWEST OPPONENT PUNTING AVERAGE

Season	37.3	1976 (91-3,391)
	39.0	1960 (67-2,611)
	39.4	1982 (42-1,653)
	39.9	1978 (88-3,510)
	40.5	1961 (77-3,120)
	40.7	1977 (95-3,868)
	40.9	2002 (77-3,153)
	41.0	1989 (84-3,440)
	41.1	1985 (94-3,868)
	41.4	1990 (62-2,565)
	41.4	1964 (59-2,441)

Game (min. 4 punts)

24.6	at Dallas, 12/10/61 (5-123)
25.0	at Kansas City, 10/27/85 (5-125)
26.0	vs. Oakland, 11/22/99 (7-182) (OT)
27.3	at Cleveland, 10/1/89 (6-164)
30.0	at Kansas City, 10/20/02 (5-150) (OT) vs. Buffalo, 11/27/60 (6-180)
30.3	at Minnesota, 9/11/78 (6-182) (OT)
30.4	at Houston, 10/26/69 (5-152)
31.0	at Kansas City, 12/18/83 (5-155)
31.4	vs. Houston, 11/6/60 (5-157)

PUNT RETURNS

LOWEST OPPONENT PUNT RETURN AVERAGE

Season	4.81	1978 (47-226)
	5.48	1995 (25-137)
	6.07	1991 (28-170)
	6.13	1968 (46-282)
	6.15	2012 (33-203)
	6.29	2023 (31-195)
	6.41	2021 (24-154)
	6.80	2016 (40-271)
	6.86	2015 (36-247)
	6.87	2006 (39-268)

FEWEST OPPONENT PUNTS RETURNED FOR TOUCHDOWN

Season	0	40 times (last: 2023)
---------------	---	-----------------------

TEAM SPECIAL TEAMS RECORDS / FIRST DOWNS / PENALTIES

KICKOFF RETURNS

LOWEST OPPONENT KICKOFF RETURN AVERAGE

Season	Record
17.14	1961 (42-720)
17.44	1989 (72-1,256)
17.68	1991 (62-1,096)
17.76	1993 (63-1,119)
17.91	1983 (46-824)
19.12	1990 (69-1,319)
19.15	1987 (61-1,168)
19.54	1992 (13-254)
19.90	1988 (52-1,035)
19.94	1994 (70-1,396)

FEWEST OPPONENT KICKOFFS RETURNED FOR TOUCHDOWN

Season	Record
0	42 times (last: 2023)

FIRST DOWNS

FEWEST OPPONENT FIRST DOWNS

Season	Record
176	1982 (players' strike; nine-game season)
199	1970
206	1971
217	1977
222	1976
233	1961
234	1962
235	2004
239	1973
241	2003

Game

- 3 vs. San Diego, 11/30/75 (OT)
- 5 vs. San Diego, 11/16/03
vs. Green Bay, 10/17/99
at Chicago, 12/12/76
- 6 vs. N.Y. Jets, 12/10/17
at Cleveland, 10/24/71
vs. Oakland, 11/20/66

FEWEST OPPONENT RUSHING FIRST DOWNS

Season	Record
53	1982 (players' strike; nine-game season)
60	2014
67	1996
	1970
68	2017
73	2012
77	2003
	1977
80	2000
	1998

Game

- 0 vs. Tennessee, 10/13/19
vs. L.A. Chargers, 10/6/19
at Oakland, 11/9/14
vs. Carolina, 11/9/97
vs. Kansas City, 10/27/96
vs. Oakland, 10/16/95
- 1 32 times (last: vs. New England, 12/24/23)

FEWEST OPPONENT PASSING FIRST DOWNS

Season	Record
91	1971
104	1982 (players' strike; nine-game season)
	1976
106	1975
118	1970
120	1978
121	1973
122	1966

Game

- 1 vs. N.Y. Jets, 12/10/17
at Chicago, 12/12/76
vs. San Diego, 11/30/75 (OT)
- 2 vs. Kansas City, 12/30/12
vs. San Diego, 11/16/03
at Cincinnati, 10/22/00
vs. Dallas, 10/8/61

FEWEST OPPONENT FIRST DOWNS BY PENALTY

Season	Record
11	2006
12	1968
13	1993
14	1991, 1989, 1970
15	1990, 1988, 1984, 1962

PENALTIES

MOST OPPONENT PENALTIES

Season	Record
139	2005
138	1983
137	2003
134	1994
130	1997
128	1993
127	1986
123	2018
	2012
121	2019
120	2004

Game

- 20 vs. Oakland, 12/15/96
- 16 vs. Baltimore, 12/11/83
vs. Chicago, 10/16/78
at Oakland, 11/6/11
- 15 vs. Oakland, 9/12/11
at Jacksonville, 10/2/05
vs. Houston, 10/6/85
- 14 Eight times (last: vs. Las Vegas 1/3/21)

MOST OPPONENT PENALTY YARDS

Season	Record
1,118	1997
1,097	1983
1,062	2004
1,041	2019
1,034	1986
1,033	1979
1,031	2003
	1994
1,019	1993
1,016	1999
1,006	2018

Game

- 188 vs. Houston, 10/6/85
- 157 vs. Oakland, 12/15/96
- 147 vs. Chicago, 10/16/78
- 145 at Seattle, 12/8/79
- 140 at Houston, 10/26/69
- 137 at Kansas City, 11/16/98
- 134 at Seattle, 9/7/97
- 132 vs. Chicago, 9/30/73
- 131 vs. Oakland, 9/12/11
- 130 at Oakland, 11/6/11

THIRD DOWNS (SINCE 1972)

FEWEST OPPONENT THIRD DOWN ATTEMPTS

Season	Record
132	1982 (players' strike; nine-game season)
183	1987

FEWEST OPPONENT THIRD DOWN CONVERSIONS

Season	Record
48	1982 (players' strike; nine-game season)
61	2003

LOWEST OPPONENT THIRD DOWN PERCENTAGE

Season	Record
.295	2003 (61-207)

OPPONENT INDIVIDUAL RECORDS

INDIVIDUAL TOTAL OFFENSE

MOST YARDS TOTAL OFFENSE

(COMBINED PASSING AND RUSHING YARDS)

513	Tony Romo, at Dallas, 10/6/13 (506/7)
480	Ben Roethlisberger, vs. Pittsburgh, 11/25/18 (462/18)
472	Matt Cassel, vs. Kansas City, 11/14/10 (469/3)
454	Aaron Brooks, at New Orleans, 12/3/00 (441/13)
448	Len Dawson, at Kansas City, 11/1/64 (435/13)
444	Aaron Rodgers, at Green Bay, 10/2/11 (408/36)
442	Ben Roethlisberger, at Pittsburgh, 11/5/06 (433/9)
	Kurt Warner, at St. Louis, 9/4/00 (441/1)
428	Dave Krieg, vs. Seattle, 11/20/83 (420/8)
421	Drew Brees, vs. New Orleans, 9/21/08 (421/0)
419	Cotton Davidson, at Oakland, 10/25/64 (419/0)

RUSHING

MOST CARRIES

37	LaDainian Tomlinson, at San Diego, 12/1/02 (OT)
36	Earl Campbell, vs. Houston, 11/2/80
35	Corey Dillon, at Cincinnati, 11/1/98
34	Larry Johnson, at Kansas City, 11/23/06
33	Justin Fargas, at Oakland, 12/2/07
	Shaun Alexander, at Seattle, 10/14/01
	Jerome Bettis, at L.A. Rams, 11/6/94
32	Jamal Lewis, at Baltimore, 10/26/03
31	Derrick Henry, vs. Tennessee, 9/14/20
	Frank Gore, vs. San Francisco, 12/31/06 (OT)
	Dominic Rhodes, at Indianapolis, 1/6/02
	Curtis Martin, vs. N.Y. Jets, 10/3/99
	Mark van Eeghen, vs. Oakland, 10/30/77

MOST RUSHING YARDS

278	Corey Dillon, at Cincinnati, 10/22/00
259	Jamaal Charles, vs. Kansas City, 1/3/10
227	Napoleon Kaufman, at Oakland, 10/19/97
225	Leonard Fournette, vs. Jacksonville, 9/29/19
220	LaDainian Tomlinson, at San Diego, 12/1/02 (OT)
219	Isaiah Crowell, at N.Y. Jets, 10/7/18
218	Ahman Green, at Green Bay, 12/28/03
208	Todd Gurley, vs. L.A. Rams, 10/14/18
203	De'Von Achane, at Miami, 9/24/23
198	Larry Johnson, at Kansas City, 9/28/08

HIGHEST AVERAGE GAIN PER RUSH (MIN. 8 ATTS.)

14.70	Michael Turner, vs. San Diego, 10/7/07 (10-147)
14.60	Isaiah Crowell, at N.Y. Jets, 10/7/18 (15-219)
12.64	Corey Dillon, at Cincinnati, 10/22/00 (22-278)
12.58	Abner Haynes, at Miami, 9/17/67 (12-151)
12.50	Booker Russell, vs. Oakland, 11/25/79 (8-100)
11.58	Ed Podolak, at Kansas City, 12/6/70 (12-139)
11.28	De'Von Achane, at Miami, 9/24/23 (18-203)
11.00	Dick Post, at San Diego, 10/20/68 (11-121)
10.90	Ahman Green, at Green Bay, 12/28/03 (20-218)
10.76	Paul Lowe, at San Diego, 12/22/63 (17-183)

LONGEST SCORING RUN

98	Ahman Green, at Green Bay, 12/28/03
85	Jeremy Hill, at Cincinnati, 12/22/14
83	Napoleon Kaufman, at Oakland, 10/19/97
82	Joe Delaney, at Kansas City, 10/18/81
79	Ki-Jana Carter, vs. Cincinnati, 9/21/97
77	Isaiah Crowell, at N.Y. Jets, 10/7/18
	Peter Warrick, at Cincinnati, 10/22/00
74	Michael Turner, vs. San Diego, 10/7/07
	Rodney Thomas, at Houston, 11/26/95
72	Breece Hall, vs. N.Y. Jets, 10/8/23
	Walter Payton, at Chicago, 9/9/84

LONGEST NON-SCORING RUN

81	Leonard Fournette, vs. Jacksonville, 9/29/19
76	LaDainian Tomlinson, at San Diego, 12/1/02
	Walter Payton, Chicago, 10/16/78
	Willmer Fowler, Buffalo, 11/27/60
72	Darren Nelson, at Minnesota, 10/26/87
	Booker Russell, Oakland, 11/25/79
65	Larry Johnson, at Kansas City, 9/28/08
	Pete Johnson, at Cincinnati, 10/23/77
61	Chris Chambers, at Miami, 9/11/05

MOST RUSHING TOUCHDOWNS

4	Curt Warner, at Seattle, 12/11/88
	Eric Dickerson, at Indianapolis, 10/31/88
	Chuck Muncie, at San Diego, 11/29/81

PASSING

MOST PASSES ATTEMPTED

62	Joe Flacco, vs. Baltimore, 9/5/13
60	Aaron Brooks, at New Orleans, 11/21/04
	Joe Namath, at N.Y. Jets, 12/3/67
57	Justin Herbert, at L.A. Chargers, 10/17/22 (OT)
	Kyle Orton, vs. Buffalo, 12/7/14
56	Ben Roethlisberger, vs. Pittsburgh, 11/25/18
	Drew Bledsoe, at New England, 10/8/95
55	Ben Roethlisberger, at Pittsburgh, 12/20/15
	Tom Brady, at New England, 9/24/06
54	Ben Roethlisberger, at Pittsburgh, 11/5/06
	Joe Montana, vs. Kansas City, 10/17/94
	George Blanda, vs. Houston, 10/17/65

MOST PASSES COMPLETED

41	Ben Roethlisberger, vs. Pittsburgh, 11/25/18
40	Ben Roethlisberger, at Pittsburgh, 12/20/15
39	Drew Brees, vs. New Orleans, 9/21/08
38	Kyle Orton, vs. Buffalo, 12/7/14
37	Ben Roethlisberger, at Pittsburgh, 11/5/06
	Justin Herbert, at L.A. Chargers, 10/17/22 (OT)
35	Andrew Luck, vs. Indianapolis, 9/7/14
	Rich Gannon, vs. Oakland, 12/30/01
34	Tom Brady, at New England, 11/24/13
	Joe Flacco, vs. Baltimore, 9/5/13
	Aaron Brooks, at New Orleans, 11/21/04
	Trent Green, vs. Kansas City, 12/7/03

MOST YARDS PASSING

506	Tony Romo, at Dallas, 10/6/13
469	Matt Cassel, vs. Kansas City, 11/14/10
462	Ben Roethlisberger, vs. Pittsburgh, 11/25/18
441	Aaron Brooks, at New Orleans, 12/3/00
	Kurt Warner, at St. Louis, 9/4/00
435	Len Dawson, at Kansas City, 11/1/64
433	Ben Roethlisberger, at Pittsburgh, 11/5/06
427	Cotton Davidson, at Oakland, 10/25/64
421	Drew Brees, vs. New Orleans, 9/21/08
418	Dave Krieg, vs. Seattle, 11/20/83

HIGHEST COMPLETION PERCENTAGE (MIN. 10 ATTEMPTS)

.909	Patrick Mahomes, vs. Kansas City, 10/17/19 (10-11)
	JaMarcus Russell, vs. Oakland, 11/23/08 (10-11)
.906	Derek Carr, vs. Oakland, 9/16/18 (29-32)
.900	Pat Ryan, at N.Y. Jets, 10/20/86 (9-10)
.895	Rich Gannon, vs. Oakland, 11/11/02 (34-38)
.885	Tua Tagovailoa, at Miami, 9/24/23 (23-26)
.870	Bobby Hebert, at New Orleans, 11/20/88 (20-23)
.864	Dave Krieg, at Seattle, 12/11/88 (19-22)
.857	Baker Mayfield, at L.A. Rams, 12/25/22 (24-28)
.852	Jim Everett, vs. New Orleans, 12/24/94 (23-27)

MOST TOUCHDOWN PASSES

6	Len Dawson, at Kansas City, 11/1/64
5	Seven times (last: Goff, at Detroit, 12/16/23)

MOST PASSES HAD INTERCEPTED

7	Ken Stabler, at Oakland, 10/16/77
6	Babe Parilli, vs. Boston, 9/3/67
	George Blanda, at Houston, 11/14/65
5	Craig Whelihan, at San Diego, 11/29/98
	Wade Wilson, at Minnesota, 10/26/87
	Joe Namath, at N.Y. Jets, 10/13/68
	George Blanda, vs. Houston, 10/17/65
	Babe Parilli, at Boston, 11/20/64
	George Blanda, at Houston, 12/2/62
	Tommy O'Connell, at Buffalo, 9/18/60

OPPONENT INDIVIDUAL RECORDS

LONGEST SCORING PASS PLAY

97	Ben Roethlisberger to JuJu Smith-Schuster vs. Pittsburgh, 11/25/18
92	Len Dawson to Tom Brooker, vs. Dallas, 11/18/62 Jack Lee to Bill Groman, at Houston, 11/20/60
91	Donovan McNabb to Terrell Owens, vs. Philadelphia, 10/30/05 Jack Kemp to Keith Lincoln, vs. San Diego, 11/12/61
86	Steve Bartkowski to William Andrews, vs. Atlanta, 12/5/82 Pete Beathard to Jerry Levias, vs. Houston, 11/16/69
85	Nick Mullens to George Kittle at San Francisco, 12/9/18 Tobin Rote to Lance Alworth, vs. San Diego, 10/6/63
84	Ben Roethlisberger to Chase Claypool, vs. Pittsburgh, 9/20/20

LONGEST NON-SCORING PASS PLAY

90	Bubby Brister to Dwight Stone, vs. Pittsburgh, 10/14/90
84	Andy Dalton to Jerome Simpson vs. Cincinnati, 9/18/11
77	Tom Flores to Art Powell, vs. Oakland, 11/29/64
76	Warren Rabb to Cookie Gilchrist, vs. Buffalo, 10/28/62
75	George Blanda to Bill Groman, vs. Houston, 11/6/60

RECEIVING

MOST RECEPTIONS

16	Antonio Brown, at Pittsburgh, 12/20/15
15	Austin Ekeler, at L.A. Chargers, 10/6/19
14	Justin Blackmon, vs. Jacksonville, 10/13/13 Marshall Faulk, vs. St. Louis, 9/8/02
13	JuJu Smith-Schuster, vs. Pittsburgh, 11/25/18 Wes Welker, at New England, 10/7/12 Dwayne Bowe, vs. Kansas City, 11/14/10 Andre Reed, at Buffalo, 9/18/89

MOST RECEIVING YARDS

213	Curtis McClinton, at Kansas City, 12/19/65
211	Lance Alworth, at San Diego, 9/11/65
210	George Kittle, at San Francisco, 12/9/18
206	Stephone Paige, vs. Kansas City, 9/17/90 James Lofton, vs. Green Bay, 10/15/84
200	Torrance Small, vs. New Orleans, 12/24/94
198	Warren Wells, at Oakland, 10/11/70
191	Nico Collins, at Houston, 12/3/23 Steve Largent, vs. Seattle, 11/25/84 George Sauer, at N.Y. Jets, 10/13/68
190	Justin Blackmon, vs. Jacksonville, 10/13/13

MOST RECEIVING TOUCHDOWNS

4	Lance Alworth, vs. San Diego, 12/1/68
3	16 times (last: LaPorta, at Detroit, 12/16/23)

PUNTING

MOST PUNTS

12	Rick Tuten, at Seattle, 11/28/93
11	Dave Zastudil, vs. Arizona, 10/5/14 Adam Podlesh, vs. Chicago, 12/11/11 Bob Parsons, at Chicago, 12/12/76 Dennis Partee, vs. San Diego, 11/30/75
10	10 times (last: M. King vs. Oakland, 12/13/15)

HIGHEST PUNTING AVERAGE (MIN. 4 PUNTS)

63.00	Andy Lee, vs. Carolina, 9/8/16 (4-252)
59.00	Michael Dickson, vs. Seattle, 9/9/18 (6-354) Shane Lechler, vs. Oakland, 12/24/05 (5-295) A.J. Cole, at Las Vegas, 1/7/24 (4-234)
58.50	Shane Lechler, vs. Oakland, 9/12/11 (6-349)
57.60	Ray Guy, vs. Oakland, 9/6/81 (5-288)

LONGEST PUNT

*98	Steve O'Neal, vs. N.Y. Jets, 9/21/69
90	Rodney Williams, vs. N.Y. Giants, 9/10/01
87	Bob Scarpitto, vs. Boston, 9/29/68
83	JK Scott, at L.A. Chargers, 12/10/23
80	Jim Miller, vs. San Francisco, 9/19/82
77	Dustin Colquitt, vs. Kansas City, 12/31/17 Shane Lechler, vs. Oakland, 9/12/11
76	Tommy Townsend, vs. Kansas City, 12/11/22 Andy Lee, vs. Carolina, 9/8/16
	* - NFL Record

PUNT RETURNS

MOST PUNT RETURNS

9	Rodger Bird, at Oakland, 9/10/67
7	Eric Metcalf, vs. Washington, 11/18/01 Tamarick Vanover, vs. Kansas City, 12/5/99 Larry Anderson, at Baltimore, 9/11/83 Greg Pruitt, at L.A. Raiders, 12/26/82
6	10 times (last: N. Miller vs. Oakland, 10/24/10)

MOST YARDS ON PUNT RETURNS

143	Rodger Bird, at Oakland, 9/10/67
139	Tamarick Vanover, vs. Kansas City, 12/5/99
137	Dick Christy, at N.Y. Jets, 9/24/61
135	Leodis McKelvin, at Buffalo, 12/24/11
129	Darrien Gordon, at Oakland, 10/10/99
127	Neal Colzie, vs. Oakland, 11/2/75
123	Jitter Fields, at Kansas City, 10/18/87
122	Speedy Duncan, vs. San Diego, 10/22/67
106	Dwayne Harris, at Oakland, 12/24/18 Tom Casanova, at Cincinnati, 10/8/72

MOST PUNTS RETURNED FOR TOUCHDOWN

2	Dick Christy, at N.Y. Jets, 9/24/61
---	-------------------------------------

LONGEST SCORING PUNT RETURN

99	Dwayne Harris, at Oakland, 12/24/18
93	Dante Hall, at Kansas City, 10/5/03
89	Johnnie Lee Higgins, vs. Oakland, 11/23/08
88	Joey Galloway, at Seattle, 9/8/96
86	Az-Zahir Hakim, at St. Louis, 9/4/00
85	Jitter Fields, at Kansas City, 10/18/87
84	Julian Edelman, at New England, 11/2/14
83	Eric Metcalf, at San Diego, 11/30/97
82	Bobby Jancik, at Houston, 12/20/64

LONGEST NON-SCORING PUNT RETURN

78	Darrien Gordon, at Oakland, 10/10/99
72	Greg Pruitt, at Cleveland, 10/27/74
68	Desmond King, at L.A. Chargers, 10/6/19
64	Jamal Agnew, vs. Detroit, 12/22/19 Neal Colzie, vs. Oakland, 11/2/75 Emmitt Thomas, at Kansas City, 10/8/66
63	Golden Tate, vs. Seattle, 9/19/10
62	Antoine Cason, vs. San Diego, 1/2/11
60	Dick Christy, vs. N.Y. Titans, 10/22/61 Ed Podolak, vs. Kansas City, 10/4/70

KICKOFF RETURNS

MOST KICKOFF RETURNS

8	Jason McAddley, at Tennessee, 12/25/04 Tony Horne, at St. Louis, 9/4/00
7	10 times (last: D. Sproles, at San Diego, 10/19/09)

MOST YARDS ON KICKOFF RETURNS

215	Travis Minor, vs. Miami, 10/13/02
212	Tremain Mack, at Cincinnati, 11/1/98
209	Leon Washington, vs. Tennessee, 12/8/13
206	Reggie Barlow, vs. Jacksonville, 10/25/98
199	Tamarick Vanover, at Kansas City, 11/16/97
192	Darren Sproles, vs. San Diego, 9/14/08
188	Brian Mitchell, vs. Washington, 9/7/95
187	Marc Mariani, at Tennessee, 10/3/10
175	Andre Coleman, vs. San Diego, 11/19/95
173	MarTay Jenkins, at Arizona, 9/23/01

MOST KICKOFFS RETURNED FOR TOUCHDOWN

1	24 times (last: A. Roberts, at LAC, 1/2/22)
---	---

OPPONENT INDIVIDUAL RECORDS

LONGEST SCORING KICKOFF RETURN

108	Knile Davis, at Kansas City, 12/1/13
106	Noland Smith, vs. Kansas City, 12/17/67
103	Dion Lewis, vs. New England, 11/12/17
	Darren Sproles, vs. San Diego, 9/14/08
102	Jamal Agnew, at Jacksonville, 9/19/21
	Byron Pringle, vs. Kansas City, 10/25/20
101	Andre Roberts, at L.A. Chargers, 1/2/22
100	Darrick Vaughn, vs. Atlanta, 9/10/00
99	Dave Grayson, vs. Kansas City, 9/7/63
98	Marc Mariani, at Tennessee, 10/3/10
97	Dante Hall, at Kansas City, 12/19/04
	Tamarick Vanover, vs. Kansas City, 10/27/96

LONGEST NON-SCORING KICKOFF RETURN

95	Leon Washington, vs. Tennessee, 12/8/13
91	Reggie Barlow, vs. Jacksonville, 10/25/98
87	B.J. Sams, vs. Baltimore, 12/11/05
80	Adam Jones, at Cincinnati, 12/22/14
	Dave Grayson, vs. Kansas City, 10/11/64
77	Tamarick Vanover, at Kansas City, 11/16/97
74	Reggie Jones, vs. San Diego, 11/11/01
70	Ron Smith, at San Diego, 12/9/73
68	Derrick Cullors, vs. New England, 9/7/98
	Robert Brooks, at Green Bay, 10/10/93
	Anthony Hancock, vs. Kansas City, 12/19/82

INTERCEPTIONS

MOST INTERCEPTIONS

3	Mark Kelso, at Buffalo, 12/12/92
	Ross Brupbacher, at Chicago, 12/12/76
	Charlie Phillips, at Oakland, 12/8/75
	Chris Fletcher, vs. San Diego, 11/30/75 (OT)
	Joe Beauchamp, at San Diego, 9/24/72
	Ken Ellis, at Green Bay, 9/26/71
	Johnny Robinson, at Kansas City, 12/6/70
	Charley Warner, vs. Buffalo, 9/19/65
	Bobby Ply, at Dallas, 12/9/62
	Jim Norton, at Houston, 12/2/62

MOST YARDS ON INTERCEPTION RETURNS

134	Terry McDaniel, at L.A. Raiders, 11/22/92
105	Derrick Johnson, vs. Kansas City, 1/3/10
104	Marcus Maye, at N.Y. Jets, 10/7/18
103	Vencie Glenn, at San Diego, 11/29/87
101	Dre Kirkpatrick, vs. Cincinnati, 11/19/17
100	Cobie Durant, at L.A. Rams, 12/25/22
	Chris Houston, vs. Detroit, 10/30/11
99	Stanley Richard, vs. San Diego, 9/4/94
	Bobby Hunt, at Kansas City, 12/8/63
98	Rod Woodson, vs. Oakland, 11/11/02

LONGEST SCORING INTERCEPTION RETURN

103	Vencie Glenn, at San Diego, 11/29/87
100	Chris Houston, vs. Detroit, 10/30/11
99	Stanley Richard, vs. San Diego, 9/4/94
98	Rod Woodson, vs. Oakland, 11/11/02
94	Eric Turner, at Oakland, 9/20/98
86	Greg Townsend, at L.A. Raiders, 12/4/88
85	Cobie Durant, at L.A. Rams, 12/25/22
80	Quentin Jammer, at San Diego, 10/15/12
	Coy Bacon, vs. San Diego, 11/11/73
78	George Martin, at N.Y. Giants, 11/23/86

LONGEST NON-SCORING INTERCEPTION RETURN

104	Marcus Maye, at N.Y. Jets, 10/7/18
101	Dre Kirkpatrick, vs. Cincinnati, 11/19/17
97	Julius Peppers, vs. Carolina, 10/10/04
87	Ron Hall, vs. Boston, 9/18/66
69	Robert Blackmon, at Seattle, 11/30/92
	Doug Hart, at Green Bay, 9/26/71
67	Terry McDaniel, at L.A. Raiders, 11/22/92 (1)
	Terry McDaniel, at L.A. Raiders, 11/22/92 (2)
66	Ken Riley, at Cincinnati, 10/19/69
	Bobby Hunt, at Kansas City, 12/8/63

SCORING

MOST TOUCHDOWNS

4	De'Von Achane, at Miami, 9/24/23
	Raheem Mostert, at Miami, 9/24/23
	Darren McFadden, vs. Oakland, 10/24/10
	LaDainian Tomlinson, vs. San Diego, 11/19/06
	Curt Warner, at Seattle, 12/11/88
	Eric Dickerson, at Indianapolis, 10/31/88
	Chuck Muncie, at San Diego, 11/29/81
	Lance Alworth, vs. San Diego, 12/1/68
	Bert Coan, vs. Kansas City, 10/23/66
	Frank Jackson, at Dallas, 12/10/61
3	32 times (last: LaPorta, at Detroit, 12/16/23)

MOST POINTS SCORED

25	Jay Feely, at Arizona, 12/12/10
24	De'Von Achane, at Miami, 9/24/23
	Raheem Mostert, at Miami, 9/24/23
	Darren McFadden, vs. Oakland, 10/24/10
	LaDainian Tomlinson, vs. San Diego, 11/19/06
	Curt Warner, at Seattle, 12/11/88
	Eric Dickerson, at Indianapolis, 10/31/88
	Chuck Muncie, at San Diego, 11/29/81
	Lance Alworth, San Diego, 12/1/68
	Bert Coan, Kansas City, 10/23/66
	Frank Jackson, at Dallas, 12/10/61
22	Gino Cappelletti, at Boston, 10/18/63

FIELD GOALS

MOST FIELD GOALS

6	Jeff Wilkins, at St. Louis, 9/10/06
	Gary Anderson, at Pittsburgh, 10/23/88
	Gino Cappelletti, vs. Boston, 10/4/64
5	Greg Zuerlein, vs. N.Y. Jets, 10/8/23
	Harrison Butker, at Kansas City, 12/6/20
	Sam Ficken, at N.Y. Jets, 10/1/20
	Harrison Butker, vs. Kansas City, 10/30/17
	Cairo Santos, vs. Kansas City, 11/15/15
	Greg Zuerlein, at St. Louis, 11/16/14
	Nick Novak, vs. San Diego, 10/9/11
	Jay Feely, at Arizona, 12/12/10
	Mike Vanderjagt, at Indianapolis, 1/6/02
	Jeff Jaeger, at L.A. Raiders, 12/11/94
	John Carney, at San Diego, 10/23/94
	Nick Lowery, at Kansas City, 9/20/93
	Don Cockroft, vs. Cleveland, 10/19/75
	Bruce Gossett, vs. San Francisco, 9/23/73

LONGEST FIELD GOAL

63	Sebastian Janikowski, vs. Oakland, 9/12/11
60	Harrison Butker, at Kansas City, 10/12/23
58	Evan McPherson, vs. Cincinnati, 12/19/21
	Steve Cox, vs. Cleveland, 12/4/83
57	Daniel Carlson, vs. Las Vegas, 11/20/22
	Robbie Gould, vs. Chicago, 12/11/11
	Neil Rackers, vs. Houston, 12/26/10
	Don Cockroft, vs. Cleveland, 10/29/72
56	Chad Ryland, vs. New England, 12/24/23
	Harrison Butker, vs. Kansas City, 10/29/23
	Harrison Butker, vs. Kansas City, 12/5/21
	Dan Bailey, vs. Dallas, 9/17/17
	Mason Crosby, vs. Green Bay, 11/1/15
	Nick Folk, vs. N.Y. Jets, 10/17/10
	Rob Bironas, vs. Tennessee, 11/19/07
55	15 times (last: Matt Gay, at L.A. Rams, 12/25/22)

OPPONENT TEAM RECORDS

OPPONENT TEAM RECORDS

SCORING

MOST POINTS SCORED

Season

473	1963
471	2010
448	2008
446	2020
438	1964
432	1961
413	2023
409	2007
	1967
404	1968

Game

70	at Miami, 9/24/23
59	vs. Oakland, 10/24/10
	vs. Kansas City, 9/7/63
58	at San Diego, 12/22/63
56	vs. Kansas City, 10/23/66
55	at Indianapolis, 10/31/88
	at San Diego, 10/20/68
	vs. Houston, 11/5/61
52	at San Diego, 12/28/08
	at Kansas City, 10/29/67
	at Kansas City, 12/8/63

TOTAL OFFENSE

MOST TOTAL PLAYS

Game

93	vs. Pittsburgh, 9/22/74 (OT)
92	vs. Cincinnati, 9/2/84
89	at New England, 10/7/12
87	vs. Baltimore, 9/5/13
	at Oakland, 10/16/77
	at Baltimore, 11/10/74
85	vs. Indianapolis, 11/24/02 (OT)
	at Oakland, 12/17/60
84	Four times (last: vs. L.A. Chargers, 11/1/20)

MOST YARDS OF TOTAL OFFENSE

Season

6,303	2023 (2,331 rush/3,972 pass)
6,253	2010 (2,473/3,780)
5,993	2008 (2,337/3,656)
5,907	1994 (1,752/4,155)
5,887	2020 (2,080/3,807)
5,842	2018 (1,913/3,929)
5,725	2011 (2,021/3,704)
5,696	2013 (1,626/4,070)
5,687	1984 (1,664/4,023)
5,609	1983 (1,938/3,671)

Game

726	at Miami, 9/24/23 (350 rush/376 pass)
634	at Oakland, 10/25/64 (207/427)
614	vs. Kansas City, 10/23/66 (380/234)
582	vs. Houston, 11/5/61 (234/348)
581	at San Diego, 10/20/68 (211/370)
571	at Cincinnati, 11/22/81 (184/387)
536	at Seattle, 12/20/86 (298/238)
534	vs. Buffalo, 12/19/20 (182/352)
532	at Oakland, 12/17/60 (220/312)
530	at Pittsburgh, 10/22/79 (236/294)

HIGHEST AVERAGE GAIN PER PLAY

Season

6.14	1963 (828-5,081)
6.05	2008 (990-5,993)
5.92	2010 (1,056-6,253)
5.82	2023 (1,083-6,303)
5.77	1994 (1,023-5,907)
5.76	2000 (962-5,544)
5.72	2018 (1,022-5,842)
5.65	1967 (921-5,201)
5.64	2020 (1,043-5,887)
5.53	1960 (928-5,132)

Game

10.30	vs. San Diego, 10/6/63 (40-412)
10.23	at Miami, 9/24/23 (71-726)
10.02	at San Diego, 10/20/68 (58-581)
9.75	vs. Kansas City, 10/23/66 (63-614)
9.67	at Dallas, 10/6/13 (54-522)
9.33	at St. Louis, 9/4/00 (55-513)
8.80	vs. San Diego, 10/7/07 (55-484)
8.79	at Seattle, 12/20/86 (61-536)
8.77	vs. San Diego, 9/14/08 (52-456)
8.73	vs. Kansas City, 1/3/10 (60-524)

RUSHING

MOST RUSHES

Season

554	1980
552	1988
549	1978
541	1960
531	2010
526	1975
509	1983
502	1979
501	2007
496	1976

Game

62	at New England, 11/28/76
60	at Buffalo, 10/5/75
58	at Buffalo, 11/8/87
57	vs. Oakland, 10/30/77
54	at New England, 10/7/12
52	vs. Oakland, 10/24/10
	vs. Chicago, 9/30/73
50	at Chicago, 9/9/84
	vs. Dallas, 10/8/61
49	vs. Detroit, 10/11/81
	at Kansas City, 12/7/80
	at Oakland, 12/17/60

MOST YARDS RUSHING

Season

2,538	1988
2,473	2010
2,337	2008
2,331	2023
2,282	2007
2,145	1960
2,120	1980
2,085	2016
2,080	2020
2,076	1967

Game

407	at Cincinnati, 10/22/00
380	vs. Kansas City, 10/23/66
350	at Miami, 9/24/23
332	at New England, 11/28/76
328	vs. Oakland, 10/24/10
323	at N.Y. Jets, 10/7/18
317	vs. Kansas City, 1/3/10
302	at Chicago, 9/9/84
298	at Seattle, 12/20/86
293	at Buffalo, 10/5/76

HIGHEST AVERAGE GAIN PER RUSH

Season

4.98	2008 (469-2,337)
4.97	2023 (469-2,331)
4.87	1964 (424-2,064)
4.79	2020 (434-2,080)
4.73	1997 (381-1,803)
4.68	1967 (444-2,076)
4.66	2010 (531-2,473)
4.65	2000 (344-1,598)
4.60	1966 (441-2,029)
4.60	1988 (552-2,538)

OPPONENT TEAM RECORDS

Game (min. 10 rushes)

11.00	at Cincinnati, 10/22/00 (37-407)
9.27	vs. Kansas City, 10/23/66 (41-380)
9.06	vs. Kansas City, 1/3/10 (35-317)
8.50	at N.Y. Jets, 10/7/18 (38-323)
8.44	at San Diego, 12/22/63 (32-270)
8.14	at Miami, 9/24/23 (43-350)
8.08	vs. Oakland, 12/15/96 (13-105)
8.05	at Seattle, 12/20/86 (37-298)
7.95	vs. N.Y. Jets, 11/8/92 (20-159)
7.81	at Minnesota, 9/29/91 (26-203)

MOST RUSHING TOUCHDOWNS

Season

26	2010
	2008
24	1965
22	2020
21	2002
	1988
	1967
	1964
20	1968
19	1995
	1975
	1960

Game

5	Six times (last: at Miami, 9/24/23)
---	-------------------------------------

PASSING

MOST PASS ATTEMPTS

Season

641	2014
632	1984
613	2013
	2005
605	2022
596	1998
574	2000
573	2015
572	2023
568	1994

Game

62	vs. Baltimore, 9/5/13
	at N.Y. Jets, 12/3/67
60	at New Orleans, 11/21/04
59	at New England, 10/8/95
58	vs. Pittsburgh, 11/25/18
57	at L.A. Chargers, 10/17/22 (OT)
	vs. Buffalo, 12/7/14
56	vs. Houston, 10/17/65
55	Three times: (last: at Pittsburgh, 12/20/15)

MOST COMPLETIONS

Season

399	2014
392	2022
382	2023
374	2020
360	2002
357	2013
353	2018
348	2019
346	1984
345	1998

Game

42	vs. Pittsburgh, 11/25/18
40	at Pittsburgh, 12/20/15
39	vs. New Orleans, 9/21/08
38	vs. Buffalo, 12/7/14
	at Pittsburgh, 11/5/06
37	at L.A. Chargers, 10/17/22 (OT)
35	vs. Indianapolis, 9/7/14
	vs. Oakland, 12/30/01

MOST YARDS PASSING (NET YARDS)

Season

4,155	1994
4,070	2013
4,023	1984
3,972	2023
3,946	2000
3,929	2018
3,807	2020
3,780	2010
3,731	1993
3,704	2011

Game

470	at Dallas, 10/6/13
452	vs. Pittsburgh, 11/25/18
433	vs. Kansas City, 11/14/10
	at St. Louis, 9/4/00
427	at Oakland, 10/25/64
425	at New Orleans, 12/3/00
414	vs. New Orleans, 9/21/08
406	vs. Seattle, 11/25/84
403	at Pittsburgh, 11/5/06
399	vs. N.Y. Jets, 9/24/67

HIGHEST COMPLETION PERCENTAGE

Season

.673	2008 (333-495)
.668	2023 (382-572)
.660	2020 (374-567)
.648	2022 (392-605)
	2019 (348-537)
.643	2018 (353-549)
.636	2002 (360-566)
.624	2011 (333-534)
.622	2014 (399-641)
.609	2007 (279-458)

Game (min. 10 attempts)

.917	vs. Oakland, 11/23/08 (11-12)
.906	vs. Oakland, 9/16/18 (29-32)
.895	vs. Oakland, 11/11/02 (34-38)
.893	at Miami, 9/24/23 (25-28)
.870	at New Orleans, 11/20/88 (20-23)
.864	at Seattle, 12/11/88 (19-22)
.857	at L.A. Rams, 12/25/22 (24-28)
.846	at Oakland, 9/9/19 (22-26)
.829	at Minnesota, 11/17/19 (29-35)

MOST TOUCHDOWN PASSES THROWN

Season

40	1963
30	1961
29	2023
	2017
	2014
	2013
	1964

Game

6	at Kansas City, 11/1/64
5	13 times (last: at Detroit, 12/16/23)

FIRST DOWNS

MOST FIRST DOWNS

Season

349	2023
339	2013
334	2010
333	2020
328	1977
327	2008
324	2022
322	1995
321	1983
318	2018
316	1988

OPPONENT TEAM RECORDS

Game

35	at New England, 10/7/12
33	vs. Pittsburgh, 9/22/74 (OT)
30	at Miami, 9/24/23
	at Oakland, 11/6/16
	vs. Kansas City, 11/14/10
	at Indianapolis, 9/30/07
29	at Detroit, 12/16/23
	vs. Buffalo, 12/19/20
	at New England, 11/2/14
	vs. Oakland, 10/24/10
	at Buffalo, 9/18/89
	vs. Cincinnati, 9/2/84
	vs. Seattle, 10/20/83
	vs. Kansas City, 10/24/76
	at Oakland, 10/25/64
	at Oakland, 12/17/60

Most First Downs Rushing

Season

140	1988
126	2010
125	1980
122	2008
121	1975
119	2023, 2007, 1983
115	1967
114	1995
112	1960

Game

21	at New England, 11/28/76
18	at New England, 10/7/12
	vs. Oakland, 10/24/10
	at Indianapolis, 9/30/07
17	at Baltimore, 10/10/10
	at San Diego, 12/28/08
16	Five times (last: at Seattle, 12/11/88)

Most First Downs Passing

Season

219	2014
208	2013
206	1984
201	2023, 2020
197	2018
192	2021
189	2000
186	2008, 1995

Game

24	vs. Kansas City, 11/14/10
22	at New England, 11/2/14
	at San Diego, 11/28/82
21	at Pittsburgh, 12/20/15
	at New England, 11/24/13
	at Pittsburgh, 11/5/06
	vs. Kansas City, 12/7/03
	vs. Oakland, 12/30/01
	vs. Kansas City, 10/17/94
	vs. L.A. Rams, 11/27/88
	vs. Seattle, 11/20/83
	vs. San Diego, 12/1/68

Most First Downs by Penalty

Season

46	2015
41	2013
36	2018, 2016
35	2022
34	2019
32	2017, 2014, 2011

Game

10	at N.Y. Giants, 9/15/13
7	at L.A. Chargers, 10/17/22 (OT)
	at Seattle, 9/12/22
	at Oakland, 11/6/16
	at Indianapolis, 11/8/15
	at San Diego, 11/30/97
6	vs. Las Vegas, 9/10/23
	at Jacksonville, 10/30/22
	at San Francisco, 12/9/18
	vs. Cincinnati, 9/21/97
	vs. Oakland, 12/15/96
	at Oakland, 11/9/69
	vs. Miami, 12/4/66

PUNTING

Most Punts

Season

95	2004
	1977
94	2012
	1997
	1985
92	2015
	2011
	1999
91	1976
89	2016
	1970

Game

12	at Seattle, 11/28/93
11	vs. Arizona, 10/5/14
	vs. Chicago, 12/11/11
	at Chicago, 12/12/76
	vs. San Diego, 11/30/75 (OT)

Highest Punting Average

Season

51.5	2022 (85-4,374)
50.4	2021 (60-3,021)
49.5	2023 (57-2,821)
48.9	2016 (89-4,352)
48.1	2012 (94-4,524)
47.3	2011 (92-4,350)
47.0	2001 (77-3,618)
46.5	2019 (71-3,303)
	2015 (92-4,278)
46.4	2017 (88-4,080)
	2008 (52-2,413)

Game (min. 4 punts)

63.00	vs. Carolina, 9/8/16 (4-252)
59.00	vs. Seattle, 9/9/18 (6-354)
	vs. Oakland, 12/24/05 (5-295)
58.50	at Las Vegas, 1/7/24 (4-234)
58.17	vs. Oakland, 9/12/11 (6-349)
57.40	at L.A. Chargers, 12/10/23 (5-287)
	vs. Chicago, 9/15/19 (5-287)
	vs. N.Y. Jets, 9/21/69 (5-287)
57.00	vs. Las Vegas, 10/17/21 (4-228)
	vs. San Diego, 10/30/16 (5-285)
56.75	at Jacksonville, 9/19/21 (4-227)
56.67	vs. San Diego, 10/6/96 (6-340)
56.50	vs. Oakland, 1/1/17 (8-452)
	vs. Indianapolis, 9/18/16 (4-226)
56.20	at Indianapolis, 10/13/85 (5-281)

PUNT RETURNS

Most Punt Returns

Season

61	1967
56	1970
55	1983, 1977
52	1980, 1979
51	2011
50	2010
48	2001, 1978

Game

9	at Oakland, 9/10/67
8	at Buffalo, 11/19/67
7	vs. Washington, 11/18/01
	vs. Kansas City, 12/5/99
	at Baltimore, 9/11/83
	at L.A. Raiders, 12/26/82
	at San Diego, 11/14/76
	at Cincinnati, 9/12/76
	vs. Houston, 11/16/69

OPP. TEAM RECORDS / POST IND. RECORDS - SERVICE

MOST PUNT RETURN YARDS

Season	Yards
718	1967
600	1999
585	2011
560	2003
550	2010
534	1975
529	1974
526	1964
524	1983
517	2001

Game

143	at Oakland, 9/10/67
142	at N.Y. Jets, 9/24/61
139	vs. Kansas City, 12/5/99
135	at Buffalo, 12/24/11
134	at Cleveland, 10/27/74
	at Cincinnati, 10/8/72
129	at Oakland, 10/10/99
123	at Kansas City, 10/18/87
118	at Kansas City, 12/19/65

MOST PUNT RETURN TOUCHDOWNS

Season	Touchdowns
2	2019, 2007, 1987, 1961

Game

2	at N.Y. Jets, 9/24/61
---	-----------------------

KICKOFF RETURNS

MOST KICKOFF RETURNS

Season	Returns
90	2000
89	1998, 1997
81	2002
77	1995
76	1996
73	2003
72	1989
70	1999, 1994

Game

9	at Kansas City, 12/6/09
	vs. Cleveland, 10/15/00
	at San Diego, 12/9/73
	at Houston, 10/14/73
8	14 times (last: at Kansas City, 11/30/14)

MOST KICKOFF RETURN YARDS

Season	Yards
2,006	1998
1,934	2000
1,827	1997
1,781	2002
1,696	2005
1,679	2003
1,671	1995
1,635	2004
1,602	1996
1,554	2008

Game

257	vs. Atlanta, 9/10/00
238	at Kansas City, 10/8/66
223	vs. Jacksonville, 10/25/98
215	vs. Miami, 10/13/02
	at Houston, 9/3/66
214	vs. Kansas City, 10/11/64
212	vs. San Diego, 9/14/08
	at Cincinnati, 11/1/98
209	vs. Tennessee, 12/8/13
202	vs. Kansas City, 10/23/66

MOST KICKOFF RETURN TOUCHDOWNS

Season	Touchdowns
2	2021, 1995

Game

1	24 times (last: at L.A. Chargers, 1/2/22)
---	---

PENALTIES

FEWEST OPPONENT PENALTIES

Season	Penalties
58	1967
61	1963
62	1960
63	1982 (players' strike; nine-game season), 1964
64	1968
75	1966
76	1962
78	2009, 1974, 1971

Game

0	at Las Vegas, 1/7/24
	at Chicago, 11/22/15
	vs. San Diego, 10/9/11
	at Miami, 12/21/98
	at Oakland, 12/19/71

FEWEST OPPONENT PENALTY YARDS

Season	Yards
516	1963
571	1982 (players' strike; nine-game season), 1966
573	1964
576	1966
595	1974
628	2007, 1967
633	1960
678	1962
715	1992, 1976

Game

0	at Las Vegas, 1/7/24
	at Chicago, 11/22/15
	vs. San Diego, 10/9/11
	at Miami, 12/21/98
	at Oakland, 12/19/71

POSTSEASON RECORDS

SERVICE

MOST POSTSEASON GAMES

22	John Elway, 1983-98
17	Tyrone Braxton, 1987-93, '95-99
14	Steve Atwater, 1989-98
	Jason Elam, 1993-2007
	Ken Lanier, 1981-92, 94
	Karl Mecklenburg, 1983-94
13	Tom Nalen, 1994-2008
	Dennis Smith, 1981-94
	Rod Smith, 1995-2007
12	Keith Burns, 1994-98, '00-03, '05-06
	Simon Fletcher, 1985-95
	Greg Kragen, 1985-95
	Randy Robbins, 1984-91
	Shannon Sharpe, 1990-99, '02-03
11	Keith Bishop, 1980-89
	Dwayne Carswell, 1994-2005
	Rick Dennison, 1982-90
	Mike Horan, 1986-92
	Clarence Kay, 1984-92
	Gary Kubiak, 1983-91
	Trevor Pryce, 1997-2005
	Steve Sewell, 1985-92
	Sammy Winder, 1982-90

POSTSEASON INDIVIDUAL RECORDS — SERVICE / OFFENSE

Most Postseason Starts

21	John Elway, 1983-98
14	Steve Atwater, 1989-98
13	Tyrone Braxton, 1987-93, '95-99
	Ken Lanier, 1981-92, '94
	Karl Mecklenburg, 1983-94
	Tom Nalen, 1994-2008
	Dennis Smith, 1981-94
12	Shannon Sharpe, 1990-99, '02-03
	Greg Kragen, 1985-95
	Rod Smith, 1995-2007
11	Keith Bishop, 1980-89
10	Demaryius Thomas, 2011-18
	Steve Foley, 1976-86
	Tom Jackson, 1973-86
	Louis Wright, 1975-86

TOTAL OFFENSE

Most Yards Total Offense

(COMBINED RUSHING AND PASSING YARDS)

Career

5,425	John Elway, 1983-98 (4614,964)
1,957	Peyton Manning, 2012-15 (7/1,950)
1,140	Terrell Davis, 1995-2002 (1,140/0)
941	Jake Plummer, 2003-06 (56/885)
605	Craig Morton, 1977-82 (-4/605)
515	Tim Tebow, 2010-11 (63/452)
461	Sammy Winder, 1982-90 (461/0)
323	C.J. Anderson, 2013-17 (323/0)
231	Gary Kubiak, 1983-91 (19/212)

Game

424	Elway, vs. Cleveland, 1/14/90 (39/385)
399	Manning, vs. New England, 1/19/14 (-1/400)
366	Tebow, vs. Pittsburgh, 1/8/12 (50/316)
338	Elway, vs. Atlanta, 1/31/99 (2/336)
331	Elway, vs. N.Y. Giants, 1/25/87 (27/304)
325	Elway, vs. L.A. Raiders, 1/9/94 (23/302)
317	Elway, vs. Cleveland, 1/17/88 (36/281)
300	Elway, at Cleveland, 1/11/87 (56/244) (OT)
296	Elway, vs. Houston, 1/4/92 (39/257)
289	Manning, vs. Baltimore, 1/12/13 (-1/289) (2 OT)
	Elway, vs. Washington, 1/31/88 (32/257)

RUSHING

Most Rushes

Career

204	Terrell Davis, 1995-2002
144	Sammy Winder, 1982-90
94	John Elway, 1983-98
74	C.J. Anderson, 2013-17
56	Ronnie Hillman, 2012-15
52	Knowshon Moreno, 2009-13
43	Mike Anderson, 2000-05
38	Bobby Humphrey, 1989-91
	Otis Armstrong, 1973-80

Game

32	Davis, vs. N.Y. Jets, 1/17/99
31	Davis, vs. Jacksonville, 12/27/97
30	Davis, vs. Green Bay, 1/25/98
26	Davis, at Pittsburgh, 1/11/98
	Winder, at Cleveland, 1/11/87 (OT)
25	Davis, vs. Atlanta, 1/31/99
	Davis, at Kansas City, 1/4/98
23	C. Anderson, vs. Carolina, 2/7/16
	Moreno, vs. San Diego, 1/12/14
22	Hillman, vs. Baltimore, 1/12/13 (2 OT)

Most Rushing Yards

Career

1,140	Terrell Davis, 1995-2002
461	John Elway, 1983-98
	Sammy Winder, 1982-90
323	C.J. Anderson, 2013-17
190	Knowshon Moreno, 2009-13
169	Bobby Humphrey, 1989-91
152	Derek Loville, 1997-99
145	Ronnie Hillman, 2012-15
	Mike Anderson, 2000-05
141	Otis Armstrong, 1973-80

Game

199	Davis, vs. Miami, 1/9/99
184	Davis, vs. Jacksonville, 12/27/97
167	Davis, vs. N.Y. Jets, 1/17/99
157	Davis, vs. Green Bay, 1/25/98
139	Davis, at Pittsburgh, 1/11/98
103	Loville, vs. Jacksonville, 12/27/97
102	Davis, vs. Atlanta, 1/31/99
	Winder, vs. New England, 1/4/87
101	Davis, at Kansas City, 1/4/98
91	Davis, vs. Jacksonville, 1/4/97

Highest Rushing Average

Career (min. 10 carries)

6.1	Derek Loville, 1997-99 (25-152)
5.6	Terrell Davis, 1995-2002 (204-1,140)
4.9	John Elway, 1983-98 (94-461)
4.8	Gene Lang, 1984-87 (29-138)
4.4	Bobby Humphrey, 1989-91 (38-169)
4.4	C.J. Anderson, 2013-17 (74-323)
4.3	Tatum Bell, 2004-06, '08 (23-99)
4.2	Tim Tebow, 2010-11 (15-63)
4.0	Clinton Portis, 2002-03 (17-68)

Game (min. 10 carries)

9.5	Davis, vs. Miami, 1/9/99 (21-199)
9.4	Loville, vs. Jacksonville, 12/27/97 (11-103)
6.5	Davis, vs. Jacksonville, 1/4/97 (14-91)
5.9	Davis, vs. Jacksonville, 12/27/97 (31-184)
5.4	Winder, vs. New England, 1/4/87 (19-102)
5.3	Davis, at Pittsburgh, 1/11/98 (26-139)
5.2	Davis, vs. Green Bay, 1/25/98 (30-157)
5.2	Davis, vs. N.Y. Jets, 1/17/99 (32-167)
5.2	Ball, vs. San Diego, 1/12/14 (10-52)
5.1	Humphrey, vs. San Francisco, 1/28/90 (12-61)

Most Rushing Touchdowns

Career

12	Terrell Davis, 1995-2002
6	John Elway, 1983-98
3	Mike Anderson, 2000-05
	Derek Loville, 1997-99
2	C.J. Anderson, 2013-17
	Howard Griffith, 1997-2000
	Vaughn Hebron, 1996-98
	Greg Lewis, 1991
	Melvin Bratton, 1989
	Gene Lang, 1986-87
	Rob Lytle, 1977-78

Game

3	Terrell Davis, vs. Green Bay, 1/25/98
2	Mike Anderson, vs. New England, 1/14/06
	Howard Griffith, vs. Atlanta, 1/31/99
	Terrell Davis, vs. Miami, 1/9/99
	Terrell Davis, at Kansas City, 1/4/98
	Terrell Davis, vs. Jacksonville, 12/27/97
	Derek Loville, vs. Jacksonville, 12/27/97
	Melvin Bratton, vs. Pittsburgh, 1/7/90
	Greg Lewis, vs. Houston, 1/4/92

POSTSEASON INDIVIDUAL RECORDS — PASSING

LONGEST RUN FROM SCRIMMAGE

62	Terrell Davis, vs. Miami, 1/9/99
59	Terrell Davis, vs. Jacksonville, 12/27/97
47	Terrell Davis, vs. Jacksonville, 1/4/97
44	Derek Loville, vs. Jacksonville, 12/27/97
43	Terrell Davis, at Pittsburgh, 1/11/98
42	Gene Lang, vs. Cleveland, 1/17/88
41	Terrell Davis, at Kansas City, 1/4/98
35	Sammy Winder, at Seattle, 12/24/83
34	C.J. Anderson, vs. Carolina, 2/7/16
	Bobby Humphrey, vs. San Francisco, 1/28/90
	John Elway, at Cleveland, 1/11/87

PASSING

MOST PASS ATTEMPTS

Career

651	John Elway, 1983-98
309	Peyton Manning, 2012-15
120	Jake Plummer, 2003-06
90	Craig Morton, 1977-82
47	Tim Tebow, 2010-11
28	Gus Frerotte, 2000-01
26	Norris Weese, 1976-79
19	Gary Kubiak, 1983-91
	Steve DeBerg, 1981-83
10	Jarius Jackson, 2000-03

Game

49	Manning, vs. Seattle, 2/2/14
47	Elway, at L.A. Raiders, 1/9/94
46	Manning, vs. Indianapolis, 1/11/15
43	Manning, vs. New England, 1/19/14
	Manning, vs. Baltimore, 1/12/13 (2 OT)
38	Elway, vs. Jacksonville, 1/4/97
	Elway, vs. Washington, 1/31/88
	Elway, at Cleveland, 1/11/87 (OT)
37	Manning, vs. Pittsburgh, 1/17/16
	Elway, vs. N.Y. Giants, 1/25/87
	Elway, vs. Pittsburgh, 12/30/84

MOST COMPLETIONS

Career

355	John Elway, 1983-1998
196	Peyton Manning, 2012-15
80	Jake Plummer, 2003-06
42	Craig Morton, 1977-82
19	Tim Tebow, 2010-11
16	Gary Kubiak, 1983-91
14	Steve DeBerg, 1981-83
13	Gus Frerotte, 2000-01
12	Norris Weese, 1976-79
5	Jarius Jackson, 2000-03

Game

34	Manning, vs. Seattle, 2/2/14
32	Manning, vs. New England, 1/19/14
29	Elway, at L.A. Raiders, 1/9/94
28	Manning, vs. Baltimore, 1/12/13 (2 OT)
26	Manning, vs. Indianapolis, 1/11/15
25	Manning vs. San Diego, 1/12/14
24	Elway, vs. Jacksonville, 1/4/97
24	Plummer, at Indianapolis, 1/9/05
23	Plummer, at Indianapolis, 1/4/04

HIGHEST COMPLETION PERCENTAGE

Career (min. 15 passes)

.842	Gary Kubiak, 1983-91 (16-19)
.737	Steve DeBerg, 1981-83 (14-19)
.634	Peyton Manning, 2012-15 (196-309)
.667	Jake Plummer, 2003-06 (80-120)
.545	John Elway, 1983-98 (355-651)
.467	Craig Morton, 1977-82 (42-90)
.464	Gus Frerotte, 2000-01 (13-28)
.462	Norris Weese, 1976-79 (12-26)
.404	Tim Tebow, 2010-11 (19-47)

Game (min. 12 passes)

.917	Kubiak, at Buffalo, 1/12/92 (11-12)
.767	Plummer, at Indianapolis, 1/4/04 (23-30)
.744	Manning, vs. New England, 1/19/14 (32-43)
.737	DeBerg, at Seattle, 12/24/83 (14-19)
.706	Plummer, at Indianapolis, 1/9/05 (24-34)
.694	Manning, vs. San Diego, 1/12/14 (25-36)
.694	Manning, vs. Seattle, 2/2/14 (34-49)
.667	Elway, vs. Jacksonville, 12/27/97 (16-24)
	Elway, at Seattle, 12/24/83 (10-15)
.658	Elway, vs. Jacksonville, 1/4/97 (25-38)

MOST PASSING YARDS

Career

4,964	John Elway, 1983-98
1,950	Peyton Manning, 2012-15
885	Jake Plummer, 2003-06
605	Craig Morton, 1977-82
452	Tim Tebow, 2010-11
212	Gary Kubiak, 1983-91
140	Norris Weese, 1976-79
131	Steve DeBerg, 1981-83
124	Gus Frerotte, 2000-01
54	Jarius Jackson, 2000-03

Game

400	Manning, vs. New England, 1/19/14
385	Elway, vs. Cleveland, 1/14/90
336	Elway, vs. Atlanta, 1/31/99
316	Tebow, vs. Pittsburgh, 1/8/12
304	Elway, vs. N.Y. Giants, 1/25/87
302	Elway, at L.A. Raiders, 1/9/94
290	Manning, vs. Baltimore, 1/12/13 (2 OT)
284	Plummer, at Indianapolis, 1/9/05
281	Elway, vs. Cleveland, 1/17/88
280	Manning vs. Seattle, 2/2/14

MOST TOUCHDOWN PASSES

Career

27	John Elway, 1983-98
11	Peyton Manning, 2012-15
5	Jake Plummer, 2003-06
	Craig Morton, 1977-82
2	Tim Tebow, 2010-11
1	Steve DeBerg, 1981-83

Game

3	Manning, vs. Baltimore, 1/12/13 (2 OT)
	Elway, at L.A. Raiders, 1/9/94
	Elway, vs. Cleveland, 1/14/90
	Elway, vs. Cleveland, 1/17/88
2	Manning, vs. New England, 1/24/16
	Manning, vs. New England, 1/19/14
	Manning, vs. San Diego, 1/12/14
	Tebow, vs. Pittsburgh, 1/8/12
	Plummer, at Indianapolis, 1/9/05
	Elway, at Pittsburgh, 1/11/98
	Elway, vs. Jacksonville, 1/4/97
	Elway, vs. Houston, 1/10/88
	Elway, vs. Pittsburgh, 12/30/84
	Morton, vs. Oakland, 1/1/78
	Morton, vs. Pittsburgh, 12/24/77

MOST INTERCEPTIONS THROWN

Career

21	John Elway, 1983-98
6	Peyton Manning, 2012-15
	Jake Plummer, 2003-06
	Craig Morton, 1977-82
1	Gus Frerotte, 2000-01
	Steve DeBerg, 1981-83

Game

4	Morton, vs. Dallas, 1/15/78
3	Elway, vs. Washington, 1/31/88
2	Manning, vs. Seattle, 2/2/14
	Manning, vs. Baltimore, 1/12/13 (2 OT)
	Plummer, vs. Pittsburgh, 1/22/06
	Plummer, at Indianapolis, 1/4/04
	Elway, vs. San Francisco, 1/28/90
	Elway, vs. New England, 1/4/87
	Elway, vs. Pittsburgh, 12/30/84
1	20 times (last: Manning, vs. Carolina, 2/7/16)

POSTSEASON IND. RECORDS — PASSING / RECEIVING

BEST INTERCEPTION AVOIDANCE PERCENTAGE

Career (min. 15 passes)

.000	Tim Tebow, 2010-11 (0-47)
	Gary Kubiak, 1983-91 (0-19)
	Norris Weese, 1976-79 (0-26)
.019	Peyton Manning, 2012-15 (6-309)
.032	John Elway, 1983-98 (21-651)
.036	Gus Frerotte, 2000-01 (1-28)
.050	Jake Plummer, 2003-06 (6-120)
.053	Steve DeBerg, 1981-83 (1-19)
.067	Craig Morton, 1977-82 (6-90)

HIGHEST AVERAGE GAIN PER ATTEMPT

Career (min. 15 passes)

11.16	Gary Kubiak, 1983-91 (19-212)
9.62	Tim Tebow, 2010-11 (47-452)
7.63	John Elway, 1983-98 (651-4,964)
7.38	Jake Plummer, 2003-06 (120-885)
6.89	Steve DeBerg, 1981-83 (19-131)
6.72	Craig Morton, 1977-82 (90-605)
6.31	Peyton Manning, 2012-15 (309-1,950)
5.38	Norris Weese, 1976-79 (26-140)
4.43	Gus Frerotte, 2000-01 (28-124)

HIGHEST AVERAGE GAIN PER COMPLETION

Career (min. 15 passes)

23.79	Tim Tebow, 2010-11 (19-452)
14.40	Craig Morton, 1977-82 (42-605)
13.98	John Elway, 1983-98 (355-4,964)
13.25	Gary Kubiak, 1983-91 (16-212)
11.67	Norris Weese, 1976-79 (12-140)
11.06	Jake Plummer, 2003-06 (80-885)
9.95	Peyton Manning, 2012-15 (196-1,950)
9.54	Gus Frerotte, 2000-01 (13-124)
9.36	Steve DeBerg, 1981-83 (14-131)

HIGHEST PASSER RATING

Career (min. 15 passes)

113.2	Gary Kubiak, 1983-91 (19 att.)
90.0	Tim Tebow, 2010-11 (47 att.)
87.8	Steve DeBerg, 1981-83 (19 att.)
85.0	Peyton Manning, 2012-15 (309 att.)
81.4	Jake Plummer, 2003-06 (120 att.)
79.7	John Elway, 1983-98 (651 att.)
63.0	Norris Weese, 1976-79 (26 att.)
59.7	Craig Morton, 1977-82 (90 att.)
44.3	Gus Frerotte, 2000-01 (28 att.)

Game (min. 12 passes)

125.6	Tebow, vs. Pittsburgh, 1/8/12 (21 att.)
120.7	Elway, vs. Cleveland, 1/14/90 (36 att.)
118.4	Manning, vs. New England, 1/19/14 (43 att.)
114.4	Elway, vs. Cleveland, 1/17/88 (26 att.)
113.9	Kubiak, at Buffalo, 1/12/92 (12 att.)
110.2	Elway, vs. Jacksonville, 12/27/97 (24 att.)
103.1	Plummer, at Indianapolis, 1/9/05 (34 att.)
102.9	Morton, vs. Oakland, 1/1/78 (20 att.)
101.0	Elway, vs. Houston, 1/10/88 (25 att.)
100.6	Morton, vs. Pittsburgh, 12/24/77 (23 att.)

LONGEST PASS PLAY

80t	Tim Tebow to Demaryius Thomas, vs. Pittsburgh, 1/8/12
	John Elway to Rod Smith, vs. Atlanta, 1/31/99
	John Elway to Mark Jackson, vs. Cleveland, 1/17/88
74t	Craig Morton to Haven Moses, vs. Oakland, 1/1/78
70t	John Elway to Michael Young, vs. Cleveland, 1/14/90
58	Tim Tebow to Demaryius Thomas, vs. Pittsburgh, 1/8/12
56t	John Elway to Ricky Nattiel, vs. Washington, 1/31/88
55	John Elway to Vance Johnson, vs. Houston, 1/10/88
54	John Elway to Vance Johnson, vs. N.Y. Giants, 1/25/87
53	John Elway to Michael Young, vs. Cleveland, 1/14/90

RECEIVING

MOST RECEPTIONS

Career

53	Demaryius Thomas, 2010-18
49	Rod Smith, 1995-2007
47	Shannon Sharpe, 1990-99, '02-03
40	Vance Johnson, 1985-93, '95
36	Ed McCaffrey, 1995-2003
31	Steve Sewell, 1985-92
23	Emmanuel Sanders, 2014-19
21	Steve Watson, 1979-87
20	Mark Jackson, 1986-92
	Sammy Winder, 1982-90

Game

13	D. Thomas, vs. Seattle, 2/2/14
	Sharpe, at L.A. Raiders, 1/9/94
11	Watson, vs. Pittsburgh, 12/30/84
8	Welker, vs. Seattle, 2/2/14
	J. Thomas, vs. New England, 1/19/14
	D. Thomas, vs. San Diego, 1/12/14
	McCaffrey, at Baltimore, 12/31/00
	V. Johnson, at Buffalo, 1/12/92
7	Eight times (last: Sanders, vs. Indianapolis, 1/11/15)

MOST RECEIVING YARDS

Career

860	Rod Smith, 1995-2007
759	Demaryius Thomas, 2010-18
719	Vance Johnson, 1985-93, '95
505	Shannon Sharpe, 1990-99, '02-03
490	Ed McCaffrey, 1995-2003
422	Mark Jackson, 1986-92
375	Steve Sewell, 1985-92
358	Steve Watson, 1979-87
314	Haven Moses, 1972-81
276	Emmanuel Sanders, 2014-19

Game

204	D. Thomas, vs. Pittsburgh, 1/8/11
177	Watson, vs. Pittsburgh, 12/30/84
168	Moses, vs. Oakland, 1/1/78
156	Sharpe, at L.A. Raiders, 1/9/94
152	R. Smith, vs. Atlanta, 1/31/99
134	D. Thomas, vs. New England, 1/19/14
	Jackson, vs. Cleveland, 1/17/88
123	Young, vs. Cleveland, 1/14/90
121	V. Johnson, vs. N.Y. Giants, 1/25/87
118	D. Thomas, vs. Seattle, 2/2/14

HIGHEST AVERAGE GAIN PER RECEPTION

Career (min. 5 receptions)

24.2	Haven Moses, 1972-81 (13-314)
23.2	Michael Young, 1989-92 (11-255)
21.1	Mark Jackson, 1986-92 (20-422)
19.3	Ricky Nattiel, 1987-92 (13-251)
19.3	Jack Dolbin, 1975-79 (7-135)
17.6	Rod Smith, 1995-2007 (49-860)
17.5	Vance Johnson, 1985-93, '95 (41-719)
17.0	Steve Watson, 1979-87 (21-358)
15.9	Jeb Putzier, 2002-05, '08 (10-159)
15.2	Ashley Lelie, 2013-05 (10-152)

Game (min. 4 receptions)

51.0	D. Thomas, vs. Pittsburgh, 1/8/12 (4-204)
33.6	Moses, vs. Oakland, 1/1/78 (5-168)
33.5	Jackson, vs. Cleveland, 1/17/88 (4-134)
30.4	R. Smith, vs. Atlanta, 1/31/99 (5-152)
26.3	V. Johnson, vs. Houston, 1/10/88 (4-105)
24.2	V. Johnson, vs. N.Y. Giants, 1/25/87 (5-121)
22.3	V. Johnson, vs. New England, 1/4/87 (4-89)
22.2	Jackson, vs. Pittsburgh, 1/7/90 (5-111)
21.3	Young, vs. Houston, 1/4/92 (4-85)
19.1	D. Thomas, vs. New England, 1/19/14 (7-134)

POSTSEASON IND. RECORDS — REC. / PUNTS / RETURNS

MOST RECEIVING TOUCHDOWNS

Career

- 6 Rod Smith, 1995-2007
- Demaryius Thomas, 2010-18
- 4 Vance Johnson, 1985-93, '95
- 2 Nine players

Game

- 2 Daniels, vs. New England, 1/24/16
- Kay, vs. Houston, 1/10/88
- Moses, vs. Oakland, 1/1/78

INTERCEPTIONS

MOST INTERCEPTIONS

Career

- 5 Darrien Gordon, 1997-98
- 3 Tyrone Braxton, 1987-93, '95-99
- Bob Swenson, 1975-83
- 2 Quinton Carter, 2011
- Darrius Johnson, 1996-99
- Dennis Smith, 1981-94
- Tom Jackson, 1973-86

Game

- 2 Gordon, vs. Atlanta, 1/31/99
- Gordon, vs. N.Y. Jets, 1/17/99
- D. Smith, vs. Cleveland, 1/14/90
- T. Jackson, vs. Pittsburgh, 12/24/77

MOST YARDS ON INTERCEPTION RETURNS

Career

- 156 Darrien Gordon, 1997-98
- 100 Champ Bailey, 2004-09
- 76 Darrius Johnson, 1996-99
- 57 Mark Haynes, 1986-89
- 49 Tom Jackson, 1973-86
- 26 Quinton Carter, 2011
- Jim Ryan, 1979-88

Game

- 108 Gordon, vs. Atlanta, 1/31/99
- 100 Bailey, vs. New England, 1/14/06
- 57 Haynes, vs. Houston, 1/10/88
- 49 T. Jackson, vs. Pittsburgh, 12/24/77
- 48 Gordon, vs. N.Y. Jets, 1/17/99
- D. Johnson, vs. Miami, 1/9/99
- 28 D. Johnson, vs. Atlanta, 1/31/99
- 26 Ryan, at Cleveland, 1/11/87 (OT)
- 18 Mecklenburg, vs. Houston, 1/10/88
- 17 Q. Carter, at New England, 1/14/12

LONGEST INTERCEPTION RETURN

- 100 Champ Bailey, vs. New England, 1/14/06
- 58 Darrien Gordon, vs. Atlanta, 1/31/99
- 57 Mark Haynes, vs. Houston, 1/10/88
- 50 Darrien Gordon, vs. Atlanta, 1/31/99
- 48 Darrius Johnson, vs. Miami, 1/9/99
- 32 Tom Jackson, vs. Pittsburgh, 12/24/77
- 30 Darrien Gordon, vs. N.Y. Jets, 1/17/99
- 28 Darrius Johnson, vs. Atlanta, 1/31/99
- 26 Jim Ryan, at Cleveland, 1/11/87
- 18 Karl Mecklenburg, vs. Houston, 1/10/88

SACKS

MOST SACKS

Career

- 6.5 Von Miller, 2011-19
- 6 Simon Fletcher, 1985-95
- Rulon Jones, 1980-88
- 3.5 DeMarcus Ware, 2014-16
- 3 Robert Ayers, 2009-13
- Neil Smith, 1997-99
- Rubin Carter, 1975-86
- 2.5 Derek Wolfe, 2012-17
- 2 Five players

Game

- 2.5 V. Miller, vs. Carolina, 2/7/16
- V. Miller, vs. New England, 1/24/16
- 2 10 times (last: Ware, vs. Carolina, 2/7/16)

PUNTING

MOST PUNTS

Career

- 48 Britton Colquitt, 2010-15
- 46 Mike Horan, 1986-2002
- 45 Tom Rouen, 1993-2002
- 19 Bucky Dilts, 1977-78
- 10 Luke Prestridge, 1979-83
- 8 Todd Sauerbrun, 2005, '07

Game

- 9 Colquitt, vs. New England, 1/24/16
- Rouen, at Baltimore, 12/31/00
- 8 Colquitt, vs. Carolina, 2/7/16
- 7 Colquitt, at New England, 1/14/12
- Rouen, vs. N.Y. Jets, 1/17/99
- Horan, vs. Washington, 1/31/88
- 6 Colquitt, vs. Indianapolis, 1/11/15
- Sauerbrun, vs. New England, 1/14/06
- Rouen, at Kansas City, 1/4/98
- Horan, at Buffalo, 1/12/92
- Horan, vs. San Francisco, 1/28/90
- Horan, at Cleveland, 1/11/87 (OT)
- Prestridge, at Houston, 12/23/79
- Dilts, vs. Pittsburgh, 12/30/78

HIGHEST AVERAGE PER PUNT

Career (min. 10 punts)

- 45.7 Luke Prestridge, 1979-83 (10-457)
- 43.8 Britton Colquitt, 2010-15 (48-2,104)
- 42.1 Mike Horan, 1986-2002 (46-1,938)
- 39.2 Tom Rouen, 1993-2002 (45-1,762)
- 37.3 Bucky Dilts, 1977-78 (19-708)

Game (min. 4 punts)

- 49.0 Horan, vs. New England, 1/4/87 (5-245)
- 48.8 Colquitt, vs. Baltimore, 1/12/13 (2 OT) (5-244)
- 47.8 Prestridge, at Seattle, 12/24/83 (4-191)
- 47.0 Colquitt, vs. New England, 1/24/16 (6-282)
- Colquitt, vs. Pittsburgh, 1/17/16 (9-423)
- 46.4 Horan, vs. Cleveland, 1/14/90 (5-232)
- 45.7 Sauerbrun, vs. New England, 1/14/06 (6-274)

LONGEST PUNT

- 76 Mike Horan, at Buffalo, 1/12/92

PUNT RETURNS

MOST PUNT RETURNS

Career

- 13 Vance Johnson, 1985-93, '95
- 11 Darrien Gordon, 1997-98
- 10 Rick Upchurch, 1975-83
- 7 Gerald Willhite, 1982-88
- 6 Kevin Clark, 1987-88, '90-91
- 4 Jordan Norwood, 2015-16
- Eric Decker, 2010-13

POSTSEASON IND. RECORDS — RETURNS

MOST PUNT RETURNS CONT.

Game	
5	Gordon, vs. N.Y. Jets, 1/17/99
4	V. Johnson, vs. Cleveland, 1/14/90
3	11 times (last: Norwood, vs. New England, 1/24/16)

MOST YARDS ON PUNT RETURNS

Career	
162	Darrien Gordon, 1997-98
115	Vance Johnson, 1985-93, '95
92	Rick Upchurch, 1975-83
90	Trindon Holliday, 2012-13
82	Jordan Norwood, 2015-16
75	Eric Decker, 2010-13
46	Kevin Clark, 1987-88, '90-91
45	Gerald Willhite, 1982-88
42	Omar Bolden, 2012-15
38	Glyn Milburn, 1993-95

Game

90	Holliday, vs. Baltimore, 1/12/13 (2 OT)
79	Gordon, vs. N.Y. Jets, 1/17/99
66	Decker, vs. San Diego, 1/12/14
61	Norwood, vs. Carolina, 2/7/16
62	Bolden, vs. Pittsburgh, 1/17/16
38	Milburn, at L.A. Raiders, 1/9/94
36	Gordon, at Kansas City, 1/4/98
	V. Johnson, at Buffalo, 1/12/92
	V. Johnson, vs. Cleveland, 1/14/90
30	Upchurch, at Pittsburgh, 12/30/78

HIGHEST AVERAGE PER RETURN

Career (min. 2 returns)

30.0	Trindon Holliday, 2012-13 (3-90)
20.5	Jordan Norwood, 2015-16 (4-82)
18.8	Eric Decker, 2010-13 (4-75)
14.7	Darrien Gordon, 1997-98 (11-162)
12.7	Glyn Milburn, 1993-95 (3-38)
9.2	Rick Upchurch, 1975-83 (10-92)
9.0	Eddie Royal, 2008-11 (3-27)
8.8	Vance Johnson, 1985-93, '95 (13-115)
7.7	Kevin Clark, 1987-88, '90-91 (6-46)
6.4	Gerald Willhite, 1982-88 (7-45)

Game (min. 2 returns)

30.0	Holliday, vs. Baltimore, 1/12/13 (2 OT) (3-90)
22.0	Decker, vs. San Diego, 1/12/14
15.8	Gordon, vs. N.Y. Jets, 1/17/99 (5-79)
15.0	Upchurch, at Pittsburgh, 12/30/78 (2-30)
12.7	Milburn, at L.A. Raiders, 1/9/94 (3-38)
12.5	Upchurch, at Houston, 12/23/79 (2-25)
12.0	V. Johnson, at Buffalo, 1/12/92 (3-36)
9.5	Gordon, at Pittsburgh, 1/11/98 (2-19)
9.0	Three players [last: Royal, vs. Pittsburgh, 1/8/12 (3-27)]

MOST PUNT RETURN TOUCHDOWNS

Career

1	Trindon Holliday, vs. Baltimore, 1/12/13 (2 OT)
---	---

Game

1	Trindon Holliday, vs. Baltimore, 1/12/13 (2 OT)
---	---

LONGEST PUNT RETURN

90t	Holliday, vs. Baltimore, 1/12/13 (2 OT)
*61	Norwood, vs. Carolina, 2/7/16
47	Decker, vs. San Diego, 1/12/14
42	Bolden, vs. Pittsburgh, 1/17/16
36	Gordon, vs. N.Y. Jets, 1/17/99
36	Gordon, at Kansas City, 1/4/98
22	Upchurch, at Pittsburgh, 12/30/78
19	Gordon, at Pittsburgh, 1/11/98
18	Royal, vs. Pittsburgh, 1/8/12
	Milburn, at L.A. Raiders, 1/9/94

* - Super Bowl Record

KICKOFF RETURNS

MOST KICKOFF RETURNS

Career

21	Ken Bell, 1986-89
20	Vaughn Hebron, 1996-98
12	Trindon Holliday, 2012-13
	Rick Upchurch, 1975-83
8	Charlie Adams, 2003-05
	Reuben Droughns, 2002-04
	Darren Carrington, 1989
6	Glyn Milburn, 1993-95
	Alton Montgomery, 1990-92

Game

6	Droughns, at Indianapolis, 1/4/04
	Milburn, at L.A. Raiders, 1/9/94
	Carrington, vs. San Francisco, 1/28/90
5	Holliday, vs. Seattle, 2/2/14
	K. Bell, vs. Washington, 1/31/88
4	Seven times (last: Matthew Willis, at N.E., 1/14/12)

MOST YARDS ON KICKOFF RETURNS

Career

460	Vaughn Hebron, 1996-98
383	Ken Bell, 1986-89
344	Trindon Holliday, 2012-13
259	Rick Upchurch, 1975-83
197	Darren Carrington, 1989
189	Charlie Adams, 2003-05
169	Reuben Droughns, 2002-04
122	Alton Montgomery, 1990-92
109	John Schultz, 1977
97	Cecil Sapp, 2003-07

Game

158	Holliday, vs. Baltimore, 1/12/13 (2 OT)
146	Carrington, vs. San Francisco, 1/28/90
133	Droughns, at Indianapolis, 1/4/04
110	Adams, vs. Pittsburgh, 1/22/06
105	Holliday, vs. Seattle, 2/2/14
94	Upchurch, vs. Dallas, 1/15/78
88	Montgomery, vs. Houston, 1/4/92
	K. Bell, vs. Washington, 1/31/88
87	Hebron, vs. Jacksonville, 12/27/97
86	Sapp, at Indianapolis, 1/9/05

HIGHEST AVERAGE PER KICKOFF RETURN

Career (min. 3 returns)

28.7	Trindon Holliday, 2012-13 (12-344)
27.3	John Schultz, 1976-78 (4-109)
24.6	Darren Carrington, 1989 (8-197)
23.6	Charlie Adams, 2003-05 (8-189)
23.0	Vaughn Hebron, 1996-98 (20-460)
21.6	Rick Upchurch, 1975-83 (12-259)
21.1	Reuben Droughns, 2002-04 (8-169)
20.3	Alton Montgomery, 1990-92 (6-122)
20.3	Zach Thomas, 1983-84 (4-81)
19.4	Cecil Sapp, 2003-07 (5-97)

Game (min. 2 returns)

52.7	Holliday, vs. Baltimore, 1/12/13 (2 OT) (3-158)
31.3	Upchurch, vs. Dallas, 1/15/78 (3-94)
31.0	Bell, vs. Pittsburgh, 1/7/90 (2-62)
	Schultz, vs. Dallas, 1/15/78 (2-62)
29.0	Hebron, vs. Jacksonville, 12/27/97 (3-87)
28.3	Hebron, vs. Jacksonville, 1/4/97 (3-85)
28.0	Willhite, vs. Pittsburgh, 12/30/84 (2-56)
27.5	Adams, vs. Pittsburgh, 1/22/06 (4-110)
25.7	Holliday, vs. San Diego, 1/12/14 (3-77)
25.5	Hebron, at Kansas City, 1/4/98 (2-51)
	Carrington, vs. Pittsburgh, 1/7/90 (2-51)

MOST KICKOFF RETURN TOUCHDOWNS

Career

1	Trindon Holliday, vs. Baltimore, 1/12/13 (2 OT)
---	---

Game

1	Trindon Holliday, vs. Baltimore, 1/12/13 (2 OT)
---	---

POSTSEASON IND. / TEAM RECORDS — KICKING / SCORING

LONGEST KICKOFF RETURN

104†	Trindon Holliday vs. Baltimore, 1/12/13 (2 OT)
67	Rick Upchurch, vs. Dallas, 1/15/78
51	Vaughn Hebron, vs. Jacksonville, 12/27/97
47	Charlie Adams, vs. Pittsburgh, 1/22/06
41	Triandos Luke, at Indianapolis, 1/9/05
39	Darren Carrington, vs. San Francisco, 1/28/90
38	Vaughn Hebron, vs. Jacksonville, 1/4/97
37	Trindon Holliday, vs. San Diego, 1/12/14
35	John Schultz, vs. Dallas, 1/15/78
35	Ken Bell, vs. New England, 1/4/87
33	Reuben Droughns, at Indianapolis, 1/4/04

KICKING

MOST PAT ATTEMPTS

Career

40	Jason Elam, 1993-2007
19	Rich Karlis, 1982-88
13	Matt Prater, 2008-13
12	David Treadwell, 1989-92
9	Jim Turner, 1971-79

Game

6	Elam, vs. Jacksonville, 12/27/97
5	Prater, vs. Baltimore, 1/12/13 (2 OT)
	Elam, vs. Miami, 1/9/99
	Karlis, vs. Cleveland, 1/17/88
4	Elam, vs. Atlanta, 1/31/99
	Elam, vs. Green Bay, 1/25/98
	Treadwell, vs. Cleveland, 1/14/90
	Karlis, vs. Houston, 1/10/88
	Turner, vs. Pittsburgh, 12/24/77

MOST PATS MADE

Career

39	Jason Elam, 1993-2007
19	Rich Karlis, 1982-88
13	Matt Prater, 2008-13
11	David Treadwell, 1989-92
9	Jim Turner, 1971-79

Game

6	Elam, vs. Jacksonville, 12/27/97
5	Prater, vs. Baltimore, 1/12/13 (2 OT)
	Elam, vs. Miami, 1/9/99
	Karlis, vs. Cleveland, 1/17/88
4	Elam, vs. Atlanta, 1/31/99
	Elam, vs. Green Bay, 1/25/98
	Treadwell, vs. Cleveland, 1/14/90
	Karlis, vs. Houston, 1/10/88
	Turner, vs. Pittsburgh, 12/24/77

HIGHEST PAT PERCENTAGE (min. 5 PAT)

Career

1.000	Matt Prater, 2008-13 (13-13)
	Rich Karlis, 1982-88 (19-19)
	Jim Turner, 1971-79 (9-9)
.975	Jason Elam, 1993-2007 (39-40)
.916	David Treadwell, 1989-92 (11-12)

MOST FIELD GOALS ATTEMPTED

Career

18	Jason Elam, 1993-2007
	Rich Karlis, 1982-88
11	Matt Prater, 2008-13
	David Treadwell, 1989-92
10	Brandon McManus, 2014-19
8	Jim Turner, 1971-79

Game

5	Brandon McManus, vs. Pittsburgh, 1/17/16
4	Four times (last: Prater, vs. New England, 1/19/14)

MOST FIELD GOALS MADE

Career

15	Jason Elam, 1993-2007
12	Rich Karlis, 1982-88
10	Brandon McManus, 2014-19
9	Matt Prater, 2008-13
7	David Treadwell, 1989-92

Game

*5	McManus, vs. Pittsburgh, 1/17/16
4	Prater, vs. New England, 1/19/14
3	Prater, vs. Pittsburgh, 1/8/12
	Elam, vs. N.Y. Jets, 1/17/99
	Treadwell, vs. Cleveland, 1/14/90
	Karlis, at Cleveland, 1/11/87 (OT)

* - Tied NFL record

HIGHEST FIELD GOAL PERCENTAGE (min. 5 FG)

Career

1.000	Brandon McManus, 2014-19 (10-10)
.833	Jason Elam, 1993-2007 (15-18)
.818	Matt Prater, 2008-13 (9-11)
.667	Rich Karlis, 1982-88 (12-18)
.636	David Treadwell, 1989-92 (7-11)

LONGEST FIELD GOAL

54	Matt Prater, vs. New England, 1/19/14
52	Brandon McManus, vs. New England, 1/24/16
51	Brandon McManus, vs. Pittsburgh, 1/17/16
	Jason Elam, vs. Green Bay, 1/25/98
50	Jason Elam, vs. New England, 1/14/06
49	Jason Elam, at Indianapolis, 1/4/04
	David Treadwell, vs. Houston, 1/4/92
48	Jason Elam, vs. N.Y. Jets, 1/17/99
	Rich Karlis, vs. N.Y. Giants, 1/25/87
47	Jim Turner, vs. Dallas, 1/15/78

SCORING

MOST TOUCHDOWNS SCORED

Career

12	Terrell Davis, 1995-2002
6	Demaryius Thomas, 2010-18
	Rod Smith, 1995-2007
	John Elway, 1983-98
4	Howard Griffith, 1997-2001
	Vance Johnson, 1985-93, '95
3	Mike Anderson, 2000-05
	Derek Loville, 1997-99
	Sammy Winder, 1982-90
2	16 players

Game

3	Davis, vs. Green Bay, 1/25/98
2	13 times (last: Daniels vs. New England, 1/24/16)

MOST POINTS SCORED

Career

84	Jason Elam, 1993-2007
74	Terrell Davis, 1995-2002
55	Rich Karlis, 1982-88
40	Matt Prater, 2010-13
38	Demaryius Thomas, 2010-18
	Rod Smith, 1995-2007
	John Elway, 1983-98
33	Brandon McManus, 2014-17
32	David Treadwell, 1989-92
24	Howard Griffith, 1997-2001
	Vance Johnson, 1985-93, '95

Game

18	Davis, vs. Green Bay, 1/25/98
15	McManus, vs. Pittsburgh, 1/17/16
14	Prater, vs. New England, 1/19/14
13	Treadwell, vs. Cleveland, 1/14/90
12	13 times (last: Daniels, vs. New England, 1/24/16)

POSTSEASON TEAM RECORDS — OFFENSE / RUSHING / PASSING

POSTSEASON TEAM RECORDS

SCORING

MOST POINTS SCORED

42	vs. Jacksonville, 12/27/97
38	vs. Miami, 1/9/99
	vs. Cleveland, 1/17/88
37	vs. Cleveland, 1/14/90
35	vs. Baltimore, 1/12/13 (2 OT)
34	vs. Atlanta, 1/31/99
	vs. Houston, 1/10/88
	vs. Pittsburgh, 12/24/77
31	vs. Green Bay, 1/25/98
29	vs. Pittsburgh, 1/8/12

MOST POINTS SCORED, ONE HALF

27	vs. Cleveland, 1/14/90 (2nd)
24	at Pittsburgh, 1/11/98 (1st)
23	vs. N.Y. Jets, 1/17/99 (2nd)
21	vs. Baltimore, 1/12/13 (2 OT) (1st)
	at Indianapolis, 1/9/05 (2nd)
	vs. Miami, 1/9/99 (1st)
	vs. Jacksonville, 12/27/97 (2nd)
	vs. Jacksonville, 12/27/97 (1st)
	at L.A. Raiders, 1/9/94 (1st)
	vs. Cleveland, 1/17/88 (1st)

MOST POINTS SCORED, ONE QUARTER

21	vs. Jacksonville, 12/27/97 (4th)
20	vs. Pittsburgh, 1/8/12 (2nd)
	vs. N.Y. Jets, 1/17/99 (3rd)
17	vs. Atlanta, 1/31/99 (4th)
	at Pittsburgh, 1/11/98 (2nd)
15	vs. Jacksonville, 1/4/97 (4th)
14	vs. Baltimore, 1/12/13 (1st)
	at Indianapolis, 1/9/05 (3rd)
	vs. Miami, 1/9/99 (4th)
	vs. Miami, 1/9/99 (1st)
	vs. Jacksonville, 12/27/97 (1st)
	at L.A. Raiders, 1/9/94 (2nd)
	vs. Cleveland, 1/14/90 (3rd)
	vs. Cleveland, 1/17/88 (1st)

TOTAL OFFENSE

MOST TOTAL PLAYS

87	vs. Baltimore, 1/12/13 (2 OT)
77	at Cleveland, 1/11/87 (OT)
76	vs. Jacksonville, 12/27/97
	vs. Cleveland, 1/14/90
75	vs. N.Y. Jets, 1/17/99
	vs. New England, 1/4/87
73	at L.A. Raiders, 1/9/94
71	vs. New England, 1/19/14
	at New England, 1/14/12
70	vs. San Diego, 1/12/14

MOST TOTAL YARDS

511	vs. Jacksonville, 12/27/97 (310 rush/201 pass)
507	vs. New England, 1/19/14 (107/400)
497	vs. Cleveland, 1/14/90 (120/377)
457	vs. Atlanta, 1/31/99 (121/336)
447	vs. Pittsburgh, 1/8/12 (131/316) (OT)
441	vs. New England, 1/4/87 (188/253)
424	vs. Miami, 1/9/99 (250/174)
418	vs. Houston, 1/4/92 (151/267)
412	vs. Cleveland, 1/17/88 (156/256)
398	vs. Baltimore, 1/12/13 (2 OT) (125/273)

HIGHEST AVERAGE GAIN PER PLAY

8.1	vs. Pittsburgh, 1/8/12 (55-447)
7.1	vs. New England, 1/19/14 (71-507)
7.0	vs. Atlanta, 1/31/99 (65-457)
7.0	vs. Pittsburgh, 1/7/90 (52-364) (OT)
6.8	vs. Miami, 1/9/99 (62-424)

RUSHING

MOST RUSHES

49	vs. Jacksonville, 12/27/97
42	vs. New England, 1/4/87
41	vs. Baltimore, 1/12/13 (2 OT)
40	at New England, 1/14/12
39	vs. Green Bay, 1/25/98
	vs. Cleveland, 1/14/90
	vs. Cleveland, 1/17/88
38	vs. N.Y. Jets, 1/17/99
	vs. Miami, 1/9/99
37	at Cleveland, 1/11/87 (OT)
	vs. Oakland, 1/1/78
	vs. Pittsburgh, 12/24/77

MOST RUSHING YARDS

310	vs. Jacksonville, 12/27/97
250	vs. Miami, 1/9/99
188	vs. New England, 1/4/87
179	vs. Green Bay, 1/25/98
178	vs. N.Y. Jets, 1/17/99
156	vs. Cleveland, 1/17/88
151	vs. Houston, 1/4/92
150	at Pittsburgh, 1/11/98
149	at Cleveland, 1/11/87 (OT)
146	at Indianapolis, 1/4/04

HIGHEST AVERAGE GAIN PER RUSH (MIN. 10 RUSHES)

6.6	vs. Miami, 1/9/99 (38-250)
6.3	vs. Jacksonville, 12/27/97 (49-310)
6.0	vs. Jacksonville, 1/4/97 (21-126)
5.7	vs. Washington, 1/31/88 (17-97)
5.6	at Indianapolis, 1/4/04 (26-146)
5.0	at Pittsburgh, 1/11/98 (30-150)
4.9	vs. Houston, 1/4/92 (31-151)
4.7	vs. N.Y. Jets, 1/17/99 (38-178)

MOST RUSHING TOUCHDOWNS

5	vs. Jacksonville, 12/27/97
4	vs. Green Bay, 1/25/98
3	vs. Atlanta, 1/31/99
	vs. Miami, 1/9/99
2	Eight times (last: vs. New England, 1/14/06)

PASSING

MOST PASS ATTEMPTS

54	at L.A. Raiders, 1/9/94
49	vs. Seattle, 2/2/14
46	vs. Indianapolis, 1/11/15
43	vs. New England, 1/19/14
	vs. Baltimore, 1/12/13 (2 OT)
41	vs. N.Y. Giants, 1/25/87
39	vs. Washington, 1/31/88
38	Four times (last: at Baltimore, 12/31/00)

MOST COMPLETIONS

34	vs. Seattle, 2/2/14
32	vs. New England, 1/19/14
	at L.A. Raiders, 1/9/94
28	vs. Baltimore, 1/12/13 (2 OT)
26	vs. Indianapolis, 1/11/15
	vs. N.Y. Giants, 1/25/87
25	vs. San Diego, 1/12/14
	vs. Jacksonville, 1/4/97
24	at Indianapolis, 1/9/05
	at Seattle, 12/24/83

HIGHEST COMPLETION PERCENTAGE (MIN. 10 ATTEMPTS)

.767	at Indianapolis, 1/4/04 (23-30)
.744	vs. New England, 1/19/14 (32-43)
.706	at Seattle, 12/24/83 (24-34)
.706	at Indianapolis, 1/9/05 (24-34)
.694	vs. San Diego, 1/12/14 (25-36)
.694	vs. Seattle, 2/2/14 (34-49)
.667	vs. Jacksonville, 12/27/97 (16-24)
	at Buffalo, 1/12/92 (22-33)
.658	vs. Jacksonville, 1/4/97 (25-38)
.651	vs. Baltimore, 1/12/13 (2 OT) (28-43)

POSTSEASON TEAM RECORDS — FIRST DOWNS / SPECIAL TEAMS

MOST YARDS PASSING (NET YARDS)

400	vs. New England, 1/19/14
377	vs. Cleveland, 1/14/90
336	vs. Atlanta, 1/31/99
331	at L.A. Raiders, 1/9/94
320	vs. N.Y. Giants, 1/25/87
316	vs. Pittsburgh, 1/8/12 (OT)
273	vs. Baltimore, 1/12/13 (2 OT)
279	vs. Seattle, 2/2/14
267	vs. Houston, 1/4/92
260	at Indianapolis, 1/9/05

MOST TOUCHDOWN PASSES

3	vs. Baltimore, 1/12/13 (2 OT) at L.A. Raiders, 1/9/94 vs. Cleveland, 1/14/90 vs. Cleveland, 1/17/88
2	11 times (last: vs. New England, 1/24/16)

MOST INTERCEPTIONS THROWN

4	vs. Dallas, 1/15/78
3	vs. Washington, 1/31/88
2	vs. Seattle, 2/2/14 vs. Baltimore, 1/12/13 (2 OT) vs. Pittsburgh, 1/22/06 at Indianapolis, 1/4/04 vs. San Francisco, 1/28/90 vs. New England, 1/4/87 vs. Pittsburgh, 12/30/84 at Seattle, 12/24/83

MOST TIMES SACKED

6	vs. San Francisco, 1/28/90 at Houston, 12/23/79 at Pittsburgh, 12/30/78
5	vs. Carolina, 2/7/16 at New England, 1/14/12 at Baltimore, 12/31/00 vs. Washington, 1/31/88
4	at Buffalo, 1/12/92 vs. N.Y. Giants, 1/25/87 vs. Pittsburgh, 12/30/84 vs. Dallas, 1/15/78

MOST YARDAGE LOST ON SACKS

50	vs. Washington, 1/31/88
43	at Baltimore, 12/31/00
40	at Houston, 12/23/79
37	vs. Carolina, 2/7/16 vs. Pittsburgh, 12/30/84 at Pittsburgh, 12/30/78 at Buffalo, 1/12/92
34	vs. San Francisco, 1/28/90
33	vs. N.Y. Giants, 1/25/87

FIRST DOWNS

MOST FIRST DOWNS

30	vs. Baltimore, 1/12/13 (2 OT)
28	vs. Jacksonville, 12/27/97
27	vs. New England, 1/19/14
26	vs. San Diego, 1/12/14 at L.A. Raiders, 1/9/94 vs. Houston, 1/4/92
24	vs. Miami, 1/9/99 vs. Cleveland, 1/17/88 at Pittsburgh, 1/11/98
23	vs. N.Y. Giants, 1/25/87 vs. New England, 1/4/87

MOST FIRST DOWNS RUSHING

18	vs. Jacksonville, 12/27/97
14	vs. Green Bay, 1/25/98
13	vs. San Diego, 1/12/14 vs. Miami, 1/9/99 vs. Houston, 1/4/92
12	vs. New England, 1/4/87

MOST FIRST DOWNS PASSING

21	vs. New England, 1/19/14
18	at L.A. Raiders, 1/9/94
16	vs. N.Y. Giants, 1/25/87
15	vs. Baltimore, 1/12/13 (2 OT)
15	at Pittsburgh, 1/11/98
14	at Indianapolis, 1/9/05 vs. Atlanta, 1/31/99 vs. Cleveland, 1/14/90 at Seattle, 12/24/83
13	Four times (last: vs. Seattle, 2/2/14)

MOST FIRST DOWNS BY PENALTY

6	vs. Baltimore, 1/12/13 (2 OT)
4	at L.A. Raiders, 1/9/94
3	Six times (last: vs. Indianapolis, 1/11/15)

PUNTS

MOST PUNTS

9	vs. New England, 1/24/16 at Baltimore, 12/31/00
8	vs. Carolina, 2/7/16 vs. N.Y. Jets, 1/17/99
7	at New England, 1/14/12 vs. Washington, 1/31/88 at Cleveland, 1/11/87 (OT)

HIGHEST PUNTING AVERAGE (MIN. 4 PUNTS)

48.8	vs. Baltimore, 1/12/13 (2 OT) (5-244)
47.8	at Seattle, 12/24/83 (4-191)
47.0	vs. New England, 1/24/16 (9-423) vs. Pittsburgh, 1/17/16 (6-282)
46.4	vs. Cleveland, 1/14/90 (5-232)

HIGHEST NET PUNTING AVERAGE (MIN. 4 PUNTS)

45.6	vs. Carolina, 2/7/16 (8-365)
44.4	vs. Baltimore, 1/12/13 (2 OT) (5-222)
41.7	vs. New England, 1/24/16 (9-375)
41.0	vs. Pittsburgh, 1/8/12 (OT) (4-164)
40.3	vs. Pittsburgh, 1/17/17 (6-242) at Buffalo, 1/12/92 (6-242)
40.0	vs. Pittsburgh, 12/30/84 (4-160)

PUNT RETURNS

MOST PUNT RETURNS

5	vs. N.Y. Jets, 1/17/99
4	at Baltimore, 12/31/00 vs. Cleveland, 1/14/90 vs. New England, 1/4/87 vs. Dallas, 1/15/78 vs. Oakland, 1/1/78

MOST YARDS ON PUNT RETURNS

90	vs. Baltimore, 1/12/13 (2 OT)
79	vs. N.Y. Jets, 1/17/99
66	vs. San Diego, 1/12/14
61	vs. Carolina, 2/7/16
42	vs. Pittsburgh, 1/17/16

MOST PUNT RETURN TOUCHDOWNS

1	vs. Baltimore, 1/12/13 (2 OT)
---	-------------------------------

KICKOFF RETURNS

MOST KICKOFF RETURNS

9	vs. San Francisco, 1/28/90
8	at Indianapolis, 1/9/05
6	at Indianapolis, 1/4/04 vs. Jacksonville, 1/4/97 at L.A. Raiders, 1/9/94 at Seattle, 12/24/83 at Pittsburgh, 12/30/78 vs. Dallas, 1/15/78

POSTSEASON TEAM RECORDS — TURNOVERS / PENALTIES / DEFENSE

MOST YARDS ON KICKOFF RETURNS

196	vs. San Francisco, 1/28/90
188	at Indianapolis, 1/9/05
173	vs. Dallas, 1/15/78
171	vs. Baltimore, 1/12/13 (2 OT)
133	at Indianapolis, 1/4/04
123	vs. Jacksonville, 1/4/97
121	vs. Pittsburgh, 1/22/06
119	vs. Pittsburgh, 1/7/90
118	at Seattle, 12/24/83

MOST KICKOFF RETURN TOUCHDOWNS

1	vs. Baltimore, 1/12/13 (2 OT)
---	-------------------------------

FIELD GOALS

MOST FIELD GOALS ATTEMPTED

5	vs. Pittsburgh, 1/17/16
4	vs. New England, 1/19/14
	vs. Atlanta, 1/31/99
	vs. Cleveland, 1/14/90
	vs. N.Y. Giants, 1/25/87
3	Eight times (last: vs. Carolina, 2/7/16)

MOST FIELD GOALS MADE

5	vs. Pittsburgh, 1/17/16
4	vs. New England, 1/19/14
3	vs. Carolina, 2/7/16
	vs. Pittsburgh, 1/8/12 (OT)
	vs. N.Y. Jets, 1/17/99
	vs. Cleveland, 1/14/90
	at Cleveland, 1/11/87 (OT)

FUMBLES

MOST BRONCOS FUMBLES

4	vs. Seattle, 2/2/14
	at Kansas City, 1/4/98
	at Buffalo, 1/12/92
	vs. Dallas, 1/15/78
3	Five times (last: vs. Carolina, 2/7/16)

MOST BRONCOS FUMBLES LOST

4	vs. Dallas, 1/15/78
2	Seven times (last: vs. Seattle, 2/2/14)

MOST OPPONENT FUMBLES

6	vs. Dallas, 1/15/78
4	vs. Carolina, 2/7/16
	vs. N.Y. Jets, 1/17/99
	at Pittsburgh, 12/30/78
3	Six times (last: vs. New England, 1/14/06)

MOST OPPONENT FUMBLES RECOVERED

4	vs. N.Y. Jets, 1/17/99
3	vs. Carolina, 2/7/16
	vs. New England, 1/14/06
	vs. Cleveland, 1/17/88
2	Five times (last: vs. Green Bay, 1/25/98)

TURNOVERS

MOST TAKEAWAYS

6	vs. N.Y. Jets, 1/17/99 (2 INT / 4 FUM)
---	--

MOST GIVEAWAYS

8	vs. Dallas, 1/15/78 (4 INT / 4 FUM)
---	-------------------------------------

BEST TAKEAWAY RATIO

+6	vs. N.Y. Jets, 1/17/99 (6 Takeaways / 0 Giveaways)
----	--

WORST TAKEAWAY RATIO

-6	vs. Dallas, 1/15/78 (2 Takeaways / 8 Giveaways)
----	---

PENALTIES

MOST PENALTIES

10	vs. Baltimore, 1/12/13 (2 OT)
	at L.A. Raiders, 1/9/94
9	vs. Jacksonville, 12/27/97
8	Five times (Last: at Kansas City, 1/4/98)

MOST YARDS PENALIZED

104	at Pittsburgh, 12/30/78
97	at L.A. Raiders, 1/9/94
94	vs. Jacksonville, 12/27/97
87	vs. Baltimore, 1/12/13 (2 OT)
70	vs. Houston, 1/4/92
	at Houston, 12/23/79
65	vs. Green Bay, 1/25/98
64	at Kansas City, 1/4/98
	vs. Jacksonville, 1/4/97
61	vs. Atlanta, 1/31/99

FEWEST PENALTIES

0	vs. San Francisco, 1/28/90
1	vs. Cleveland, 1/14/90
	vs. Pittsburgh, 12/30/84
2	vs. Indianapolis, 1/11/15
	vs. Pittsburgh, 1/7/90
3	Two times (last: vs. New England, 1/4/87)

FEWEST YARDS PENALIZED

0	vs. San Francisco, 1/28/90
5	vs. Cleveland, 1/14/90
	vs. Pittsburgh, 12/30/84
8	vs. Indianapolis, 1/11/15
19	vs. Pittsburgh, 1/7/90
20	Four times (last: vs. Pittsburgh, 1/22/06)

TOTAL DEFENSE

FEWEST TOTAL PLAYS ALLOWED

49	vs. San Diego, 1/12/14
	vs. Jacksonville, 12/27/97
51	vs. Miami, 1/9/99
53	at L.A. Raiders, 1/9/94
	at Seattle, 12/24/83
54	at Indianapolis, 1/4/04
	vs. New England, 1/4/87
55	vs. Seattle, 2/2/14
	at Baltimore, 12/31/00
	vs. Houston, 1/4/92

FEWEST TOTAL YARDS ALLOWED

213	at Buffalo, 1/12/92 (104 rush/109 pass)
237	vs. Jacksonville, 12/27/97 (50/187)
240	at Baltimore, 12/31/00 (122/118)
252	vs. Miami, 1/9/99 (14/238)
256	vs. Cleveland, 1/14/90 (66/190)
259	vs. San Diego, 1/12/14 (65/194)
271	vs. New England, 1/4/87 (121/150)
282	at Houston, 12/23/79 (135/147)
298	vs. Oakland, 1/1/78 (94/204)
303	at Kansas City, 1/4/98 (77/226)

LOWEST AVERAGE YIELD PER PLAY

3.5	at Buffalo, 1/12/92 (63-213)
4.0	vs. Pittsburgh, 12/24/77 (76-304)
4.1	vs. Cleveland, 1/14/90 (62-256)
4.1	vs. Oakland, 1/1/78 (72-298)

SCORING DEFENSE

FEWEST POINTS ALLOWED

3	vs. Miami, 1/9/99
10	vs. Carolina, 2/7/16
	vs. N.Y. Jets, 1/17/99
	at Kansas City, 1/4/98
	at Buffalo, 1/12/92
	vs. Houston, 1/10/88
13	vs. New England, 1/14/06
	at Houston, 12/23/79
16	vs. Pittsburgh, 1/17/16
	vs. New England, 1/19/14
17	vs. San Diego, 1/12/14
	vs. Jacksonville, 12/27/97
	vs. New England, 1/4/87
	vs. Oakland, 1/1/78

POSTSEASON TEAM RECORDS — DEFENSE / MISCELLANEOUS

RUSHING DEFENSE

FEWEST RUSHES ALLOWED

13	vs. N.Y. Jets, 1/17/99
	vs. Miami, 1/9/99
14	vs. Jacksonville, 12/27/97
	vs. Cleveland, 1/14/90
16	vs. New England, 1/19/14
17	vs. New England, 1/24/16
18	vs. San Diego, 1/12/14
19	vs. Pittsburgh, 1/17/17
	vs. Houston, 1/4/92
20	vs. Green Bay, 1/25/98

FEWEST RUSHING YARDS ALLOWED

14	vs. N.Y. Jets, 1/17/99
	vs. Miami, 1/9/99
44	vs. New England, 1/24/16
50	vs. Jacksonville, 12/27/97
64	vs. New England, 1/19/14
65	vs. San Diego, 1/12/14
66	vs. Cleveland, 1/14/90
73	vs. Houston, 1/10/88
76	at Indianapolis, 1/9/05
77	at Kansas City, 1/4/98

LOWEST AVERAGE YIELD PER RUSH (MIN. 10 RUSHES)

1.1	vs. N.Y. Jets, 1/17/99 (13-14)
	vs. Miami, 1/9/99 (13-14)
2.6	vs. New England, 1/24/16 (17-44)
2.6	vs. Oakland, 1/1/78 (36-94)
2.7	vs. Pittsburgh, 1/22/06 (33-90)
2.8	vs. Houston, 1/10/88 (26-73)
3.0	at Buffalo, 1/12/92 (35-104)
3.0	at Cleveland, 1/11/87 (33-100) (OT)

PASSING DEFENSE

FEWEST PASS ATTEMPTS ALLOWED

13	at Seattle, 12/24/83
15	at Baltimore, 12/31/00
19	at L.A. Raiders, 1/9/94
22	at Houston, 12/23/79
24	vs. New England, 1/4/87
25	at Buffalo, 1/12/92
	vs. N.Y. Giants, 1/25/87
26	vs. Seattle, 2/2/14
27	vs. San Diego, 1/12/14
28	Two times (last: vs. Pittsburgh, 12/30/84)

FEWEST COMPLETIONS ALLOWED

9	at Baltimore, 12/31/00
10	at Houston, 12/23/79
12	at Seattle, 12/24/83
13	at L.A. Raiders, 1/9/94
	at Buffalo, 1/12/92
	vs. New England, 1/4/87
16	at Pittsburgh, 12/30/78
17	Two times (last: vs. Pittsburgh, 12/30/84)

LOWEST COMPLETION PCT. ALLOWED (MIN. 10 ATTEMPTS)

.432	vs. Cleveland, 1/14/90 (19-44)
.439	vs. Carolina, 2/7/16 (18-41)
.455	at Houston, 12/23/79 (10-22)
.482	vs. New England, 1/24/16 (27-56)
.486	vs. Oakland, 1/1/78 (17-35)
.500	at Pittsburgh, 1/11/98 (18-36)
.514	vs. Pittsburgh, 12/24/77 (19-37)
.520	at Buffalo, 1/12/92 (13-25)
.529	vs. Baltimore, 1/12/13 (2 OT) (18-34)
.542	vs. New England, 1/4/87 (13-24)

FEWEST YARDS PASSING ALLOWED (NET YARDS)

109	at Buffalo, 1/12/92
118	at Baltimore, 12/31/00
147	at Houston, 12/23/79
150	vs. New England, 1/4/87
177	vs. Pittsburgh, 12/24/77
179	at Seattle, 12/24/83
182	vs. Dallas, 1/15/78
187	vs. Jacksonville, 12/27/97
190	vs. Cleveland, 1/14/90
193	at Pittsburgh, 1/11/98

MOST OPPONENT PASSES INTERCEPTED

3	vs. Atlanta, 1/31/99
	at Pittsburgh, 1/11/98
	vs. Cleveland, 1/14/90
	vs. Pittsburgh, 12/24/77
2	Nine times (last: vs. New England, 1/24/16)

MOST YARDS ON INTERCEPTION RETURNS

136	vs. Atlanta, 1/31/99
105	vs. New England, 1/14/06
75	vs. Houston, 1/10/88
64	vs. Pittsburgh, 12/24/77
48	vs. N.Y. Jets, 1/17/99
	vs. Miami, 1/9/99

MOST SACKS

7	vs. Carolina, 2/7/16
6	vs. New England, 1/4/87
5	vs. Dallas, 1/15/78
4	vs. New England, 1/24/16
	vs. San Diego, 1/12/14
	at Kansas City, 1/4/98
	vs. Cleveland, 1/14/90

MOST YARDS ON SACKS

68	vs. Carolina, 2/7/16
44	vs. New England, 1/4/87
35	vs. Dallas, 1/15/78
34	at Kansas City, 1/4/98
28	vs. Pittsburgh, 1/17/16

PUNTING

MOST OPPONENT PUNTS

10	at Baltimore, 12/31/00
9	vs. New England, 1/4/87
8	vs. Baltimore, 1/12/13 (2 OT)
	at Buffalo, 1/12/92
	vs. Cleveland, 1/14/90
7	vs. Carolina, 2/7/16
	vs. N.Y. Jets, 1/17/99

LOWEST OPPONENT PUNTING AVERAGE (MIN. 4 PUNTS)

29.5	vs. Jacksonville, 12/27/97 (4-118)
35.5	vs. Green Bay, 1/25/98 (4-142)
36.0	vs. Oakland, 1/1/78 (5-180)
37.0	vs. Pittsburgh, 1/22/06 (4-148)
37.5	vs. Washington, 1/31/88 (4-150)

FIRST DOWNS

FEWEST OPPONENT FIRST DOWNS

12	at Buffalo, 1/12/92
	vs. New England, 1/4/87
13	vs. San Diego, 1/12/14
	at Baltimore, 12/31/00
14	vs. Miami, 1/9/99
	vs. Jacksonville, 12/27/97
	vs. Cleveland, 1/14/90
15	vs. New England, 1/14/06
16	vs. Pittsburgh, 1/17/16

FEWEST OPPONENT RUSHING FIRST DOWNS

1	vs. San Diego, 1/12/14
	vs. N.Y. Jets, 1/17/99
	vs. Miami, 1/9/99
3	vs. New England, 1/24/16
	vs. New England, 1/14/06
	vs. Jacksonville, 12/27/97
	vs. Cleveland, 1/14/90
4	vs. Carolina, 2/7/16
	vs. New England, 1/19/14
	vs. Baltimore, 1/12/13 (2 OT)
	vs. Green Bay, 1/25/98
	at Kansas City, 1/4/98
	at Cleveland, 1/11/87 (OT)

FEWEST OPPONENT PASSING FIRST DOWNS

5	at Buffalo, 1/12/92
---	---------------------

ALL-TIME 1,000-YARD RUSHING SEASONS

Player	Year	Att.	Yards	Avg.	TD
Floyd Little	1971	284	1,133	4.0	6
Otis Armstrong	1974	263	1,407	5.3	9
Otis Armstrong	1976	247	1,008	4.1	5
Sammy Winder	1984	296	1,153	3.9	4
Bobby Humphrey	1989	294	1,151	3.9	7
Bobby Humphrey	1990	288	1,202	4.2	7
Gaston Green	1991	261	1,037	4.0	4
Terrell Davis	1995	237	1,117	4.7	7
Terrell Davis	1996	345	1,538	4.5	13
Terrell Davis	1997	369	1,750	4.7	15
Terrell Davis	1998	392	2,008	5.1	21
Olandis Gary	1999	276	1,159	4.2	7
Mike Anderson	2000	297	1,487	5.0	15
Clinton Portis	2002	273	1,508	5.5	15
Clinton Portis	2003	290	1,591	5.5	14
Reuben Droughns	2004	275	1,240	4.5	6
Mike Anderson	2005	239	1,014	4.2	12
Tatum Bell	2006	233	1,025	4.4	2
Willis McGahee	2011	249	1,199	4.8	4
Knowshon Moreno	2013	241	1,038	4.3	10
C.J. Anderson	2017	245	1,007	4.1	3
Phillip Lindsay	2018	192	1,037	5.4	9
Phillip Lindsay	2019	206	1,011	5.4	7

TOTALS (23) — Terrell Davis 4, Mike Anderson 2, Otis Armstrong 2, Bobby Humphrey 2, Clinton Portis 2, Phillip Lindsay 2, C.J. Anderson 1, Tatum Bell 1, Reuben Droughns 1, Olandis Gary 1, Gaston Green 1, Floyd Little 1, Willis McGahee 1, Knowshon Moreno 1, Sammy Winder 1.

ALL-TIME 1,000-YARD RECEIVING SEASONS

Player	Year	Rec.	Yards	Avg.	TD
Lionel Taylor	1960	92	1,235	13.4	12
Lionel Taylor	1961	100	1,176	11.8	4
Lionel Taylor	1963	78	1,101	14.1	10
Lionel Taylor	1965	85	1,131	13.3	6
Steve Watson	1981	60	1,244	20.7	13
Steve Watson	1983	59	1,133	19.2	5
Steve Watson	1984	69	1,170	17.0	7
Vance Johnson	1989	76	1,095	14.4	7
Anthony Miller	1994	60	1,107	18.5	5
Shannon Sharpe	1994	87	1,010	11.6	4
Anthony Miller	1995	59	1,079	18.3	14
Shannon Sharpe	1996	80	1,062	13.3	10
Rod Smith	1997	70	1,180	16.9	12
Shannon Sharpe	1997	72	1,107	15.4	3
Rod Smith	1998	86	1,222	14.2	6
Ed McCaffrey	1998	64	1,053	16.5	10
Rod Smith	1999	79	1,020	12.9	4
Ed McCaffrey	1999	71	1,018	14.3	7
Rod Smith	2000	100	1,602	16.0	8
Ed McCaffrey	2000	101	1,317	13.0	9
Rod Smith	2001	113	1,343	11.9	11
Rod Smith	2002	89	1,027	11.5	5
Rod Smith	2004	79	1,144	14.5	7
Ashley Lelie	2004	54	1,084	20.1	7
Rod Smith	2005	85	1,105	13.0	6
Javon Walker	2006	69	1,084	15.7	8
Brandon Marshall	2007	102	1,325	13.0	7
Brandon Marshall	2008	104	1,265	12.2	6
Brandon Marshall	2009	101	1,120	11.1	10
Brandon Lloyd	2010	77	1,448	18.8	11
Demaryius Thomas	2012	94	1,434	15.3	10
Eric Decker	2012	85	1,064	12.5	13
Demaryius Thomas	2013	92	1,430	15.5	14
Eric Decker	2013	87	1,288	14.8	11
Demaryius Thomas	2014	111	1,619	14.6	11
Emmanuel Sanders	2014	101	1,404	13.9	9
Demaryius Thomas	2015	105	1,304	12.4	6
Emmanuel Sanders	2015	76	1,135	14.9	6
Demaryius Thomas	2016	90	1,083	12.0	5
Emmanuel Sanders	2016	79	1,032	13.1	5
Courtland Sutton	2019	72	1,112	15.4	6

TOTALS (41) — Rod Smith 8, Demaryius Thomas 5, Lionel Taylor 4, Brandon Marshall 3, Ed McCaffrey 3, Shannon Sharpe 3, Steve Watson 3, Emmanuel Sanders 3, Eric Decker 2, Anthony Miller 2, Vance Johnson 1, Ashley Lelie 1, Brandon Lloyd 1, Courtland Sutton 1, Javon Walker 1.

ALL-TIME 3,000-YARD PASSING SEASONS

Player	Year	Ath.	Cmp.	Pct.	Yards	TD	INT	Rtg.
Frank Tripucka	1960	478	248	51.9	3,038	24	34	58.9
Craig Morton	1981	376	225	59.8	3,195	21	14	90.5
John Elway	1985	605	327	54.0	3,891	22	23	70.2
John Elway	1986	504	280	55.6	3,485	19	13	79.0
John Elway	1987	410	224	54.6	3,198	19	12	83.4
John Elway	1988	496	274	55.2	3,309	17	19	71.4
John Elway	1989	416	223	53.6	3,051	18	18	73.7
John Elway	1990	502	294	58.6	3,526	15	14	78.5
John Elway	1991	451	242	53.7	3,253	13	12	75.4
John Elway	1993	551	348	63.2	4,030	25	10	92.8
John Elway	1994	494	307	62.1	3,490	16	10	85.7
John Elway	1995	542	316	58.3	3,970	26	14	86.4
John Elway	1996	466	287	61.6	3,328	26	14	89.2
John Elway	1997	502	280	55.8	3,635	27	11	87.5
Brian Griese	1999	452	261	57.7	3,032	14	14	75.6
Brian Griese	2002	436	291	66.7	3,214	15	15	85.6
Jake Plummer	2004	521	303	58.2	4,089	27	20	84.5
Jake Plummer	2005	456	277	60.7	3,366	18	7	90.2
Jay Cutler	2007	467	297	63.6	3,497	20	14	88.1
Jay Cutler	2008	616	384	62.3	4,526	25	18	86.0
Kyle Orton	2009	541	336	62.1	3,802	21	12	86.8
Kyle Orton	2010	498	293	58.8	3,653	20	9	87.5
Peyton Manning	2012	583	400	68.6	4,659	37	11	105.9
Peyton Manning	2013	659	450	68.3	5,477	55	10	115.1
Peyton Manning	2014	597	395	66.2	4,727	39	15	101.5
Trevor Siemian	2016	486	289	59.5	3,401	18	10	84.6
Case Keenum	2018	586	365	62.3	3,890	18	15	81.2
Teddy Bridgewater	2021	426	285	66.9	3,052	18	7	94.9
Russell Wilson	2022	483	292	60.5	3,524	16	11	84.4
Russell Wilson	2023	447	297	66.4	3,070	26	8	98.0

TOTALS (30) — John Elway 12, Peyton Manning 3, Jay Cutler 2, Brian Griese 2, Jake Plummer 2, Kyle Orton 2, Russell Wilson 2, Case Keenum 1, Craig Morton 1, Trevor Siemian 1, Frank Tripucka 1.

OUTSTANDING PERFORMANCES

A Complete List of Denver's 100-Yard Rushing, 100-Yard Receiving and 300-Yard Passing Performances along with 100-Yard Rushing Halves and 100-Yard Rushing Quarters

100-Yard Rushing Games — 220 Total (211 regular season / 9 postseason)

Player	Performance	Date	Opponent
Don Stone	17-104, 1 TD	Oct. 6, 1963	vs. San Diego
Billy Joe	20-105, 0 TD	Nov. 17, 1963	vs. N.Y. Jets
Billy Joe	16-108, 1 TD	Nov. 15, 1964	vs. N.Y. Jets
Cookie Gilchrist	32-142, 0 TD	Sept. 24, 1965	at Boston
Cookie Gilchrist	16-119, 0 TD	Nov. 14, 1965	at Houston
Floyd Little	25-126, 1 TD	Oct. 27, 1968	vs. Miami
Floyd Little	30-147, 1 TD	Nov. 3, 1968	at Boston
Floyd Little	21-105, 1 TD	Sept. 14, 1969	vs. Boston
Floyd Little	15-104, 1 TD	Sept. 21, 1969	vs. N.Y. Jets
Floyd Little	29-166, 1 TD	Oct. 19, 1969	at Cincinnati
Floyd Little	16-140, 1 TD	Oct. 25, 1970	at San Francisco
Bobby Anderson	25-106, 1 TD	Oct. 17, 1971	vs. San Diego
Floyd Little	25-113, 1 TD	Oct. 24, 1971	at Cleveland
Floyd Little	24-123, 1 TD	Oct. 31, 1971	at Philadelphia
Floyd Little	22-101, 0 TD	Nov. 14, 1971	vs. Cincinnati
Floyd Little	29-125, 0 TD	Dec. 5, 1971	vs. Chicago
Floyd Little	22-101, 0 TD	Sept. 17, 1972	vs. Houston
Floyd Little	18-100, 2 TD	Oct. 15, 1972	vs. Minnesota
Floyd Little	14-124, 1 TD	Nov. 5, 1972	at N.Y. Giants
Floyd Little	19-123, 1 TD	Oct. 14, 1973	at Houston
Joe Dawkins	30-117, 0 TD	Oct. 28, 1973	at N.Y. Jets
Floyd Little	22-109, 2 TD	Nov. 11, 1973	vs. San Diego
Otis Armstrong	19-131, 0 TD	Sept. 22, 1974	vs. Pittsburgh
Otis Armstrong	17-141, 1 TD	Oct. 27, 1974	at Cleveland
Otis Armstrong	19-110, 1 TD	Nov. 10, 1974	at Baltimore
Otis Armstrong	29-146, 0 TD	Nov. 24, 1974	at Oakland
Jon Keyworth	15-148, 1 TD	Nov. 24, 1974	at Oakland
Otis Armstrong	24-144, 1 TD	Nov. 28, 1974	at Detroit
Otis Armstrong	31-183, 3 TD	Dec. 8, 1974	vs. Houston
Otis Armstrong	18-142, 0 TD	Dec. 15, 1974	at San Diego
Jon Keyworth	20-132, 0 TD	Nov. 30, 1975	vs. San Diego
Otis Armstrong	16-101, 1 TD	Oct. 24, 1976	at Kansas City
Otis Armstrong	18-116, 0 TD	Nov. 7, 1976	vs. Tampa Bay
Otis Armstrong	26-116, 1 TD	Dec. 12, 1976	at Chicago
Norris Weese	12-120, 0 TD	Dec. 12, 1976	at Chicago
Otis Armstrong	21-120, 0 TD	Nov. 20, 1977	at Kansas City
Rob Lytle	16-110, 1 TD	Nov. 19, 1978	vs. Green Bay
Rob Lytle	18-102, 1 TD	Nov. 25, 1979	vs. Oakland
Otis Armstrong	22-107, 1 TD	Oct. 13, 1980	vs. Washington
Otis Armstrong	25-106, 1 TD	Oct. 26, 1980	at N.Y. Giants
Sammy Winder	20-119, 0 TD	Sept. 25, 1983	vs. L.A. Raiders
Sammy Winder	29-165, 0 TD	Oct. 9, 1983	at Houston
Sammy Winder	31-139, 1 TD	Sept. 23, 1984	vs. Kansas City
Sammy Winder	34-126, 0 TD	Oct. 28, 1984	at L.A. Raiders
Sammy Winder	20-103, 2 TD	Sept. 29, 1985	vs. Miami

OUTSTANDING PERFORMANCES, CONT.

100-Yard Rushing Games, cont.

Player	Performance	Date	Opponent
Sammy Winder	20-104, 2 TD	Sept. 21, 1986	at Philadelphia
Sammy Winder	19-102, 0 TD	Jan. 4, 1987	vs. New England*
Joe Duke	23-128, 2 TD	Oct. 12, 1987	vs. L.A. Raiders
Tony Dorsett	23-113, 1 TD	Sept. 11, 1988	vs. San Diego
Tony Dorsett	32-119, 2 TD	Sept. 26, 1988	vs. L.A. Raiders
Sammy Winder	17-100, 0 TD	Oct. 9, 1988	at San Francisco
Bobby Humphrey	23-102, 1 TD	Oct. 8, 1989	vs. San Diego
Bobby Humphrey	25-105, 2 TD	Nov. 5, 1989	vs. Pittsburgh
Bobby Humphrey	31-110, 0 TD	Nov. 20, 1989	at Washington
Bobby Humphrey	31-125, 0 TD	Dec. 3, 1989	at L.A. Raiders
Bobby Humphrey	23-128, 0 TD	Dec. 16, 1989	at Phoenix
Bobby Humphrey	19-132, 2 TD	Sept. 17, 1990	vs. Kansas City
Bobby Humphrey	25-129, 0 TD	Sept. 23, 1990	vs. Seattle
Bobby Humphrey	34-177, 1 TD	Sept. 30, 1990	at Buffalo
Bobby Humphrey	20-106, 1 TD	Oct. 8, 1990	vs. Cleveland
Gaston Green	24-116, 0 TD	Sept. 1, 1991	vs. Cincinnati
Gaston Green	24-127, 3 TD	Sept. 22, 1991	vs. San Diego
Gaston Green	26-158, 0 TD	Sept. 29, 1991	at Minnesota
Greg Lewis	18-111, 1 TD	Nov. 3, 1991	vs. Pittsburgh
Gaston Green	19-113, 0 TD	Nov. 10, 1991	vs. L.A. Raiders
Gaston Green	24-133, 1 TD	Nov. 17, 1991	at Kansas City
Rod Bernstine	23-101, 0 TD	Oct. 18, 1993	vs. L.A. Raiders
Rod Bernstine	21-103, 0 TD	Oct. 18, 1993	at Chicago
Leonard Russell	24-103, 0 TD	Oct. 9, 1994	at Seattle
Leonard Russell	19-109, 1 TD	Nov. 13, 1994	vs. Seattle
Terrell Davis	22-135, 1 TD	Nov. 5, 1995	vs. Arizona
Terrell Davis	30-176, 1 TD	Nov. 19, 1995	vs. San Diego
Terrell Davis	19-110, 1 TD	Nov. 26, 1995	at Houston
Glyn Milburn	18-131, 0 TD	Dec. 10, 1995	vs. Seattle
Aaron Craver	20-108, 1 TD	Dec. 24, 1995	at Oakland
Terrell Davis	28-111, 0 TD	Sept. 8, 1996	at Seattle
Terrell Davis	22-137, 1 TD	Sept. 15, 1996	vs. Tampa Bay
Terrell Davis	19-141, 2 TD	Sept. 22, 1996	at Kansas City
Terrell Davis	24-112, 0 TD	Sept. 29, 1996	at Cincinnati
Terrell Davis	28-194, 2 TD	Oct. 20, 1996	vs. Baltimore
Terrell Davis	32-154, 2 TD	Nov. 17, 1996	at New England
Terrell Davis	26-106, 1 TD	Dec. 1, 1996	at Seattle
Terrell Davis	26-101, 1 TD	Aug. 31, 1997	vs. Kansas City
Terrell Davis	21-107, 1 TD	Sept. 7, 1997	at Seattle
Terrell Davis	21-103, 0 TD	Sept. 14, 1997	vs. St. Louis
Terrell Davis	27-215, 1 TD	Sept. 21, 1997	vs. Cincinnati
Terrell Davis	32-171, 2 TD	Oct. 6, 1997	vs. New England
Terrell Davis	42-207, 1 TD	Oct. 26, 1997	at Buffalo
Terrell Davis	21-101, 0 TD	Nov. 2, 1997	vs. Seattle
Terrell Davis	21-104, 0 TD	Nov. 9, 1997	vs. Carolina
Terrell Davis	34-127, 0 TD	Nov. 16, 1997	at Kansas City
Terrell Davis	26-178, 1 TD	Nov. 30, 1997	at San Diego
Terrell Davis	31-184, 2 TD	Dec. 27, 1997	vs. Jacksonville*
Derek Loville	11-103, 2 TD	Dec. 27, 1997	vs. Jacksonville*
Terrell Davis	25-101, 2 TD	Jan. 4, 1998	at Kansas City*
Terrell Davis	26-139, 1 TD	Jan. 11, 1998	at Pittsburgh*
Terrell Davis	30-151, 3 TD	Jan. 25, 1998	vs. Green Bay†
Terrell Davis	28-191, 3 TD	Sept. 13, 1998	vs. Dallas
Terrell Davis	28-104, 0 TD	Sept. 20, 1998	at Oakland
Terrell Davis	21-119, 1 TD	Sept. 27, 1998	at Washington
Terrell Davis	20-168, 2 TD	Oct. 4, 1998	vs. Philadelphia
Terrell Davis	30-208, 1 TD	Oct. 11, 1998	at Seattle
Terrell Davis	31-136, 3 TD	Oct. 25, 1998	vs. Jacksonville
Terrell Davis	27-149, 2 TD	Nov. 1, 1998	at Cincinnati
Terrell Davis	18-111, 1 TD	Nov. 16, 1998	at Kansas City
Terrell Davis	31-162, 1 TD	Nov. 22, 1998	vs. Oakland
Terrell Davis	28-147, 1 TD	Dec. 13, 1998	at N.Y. Giants
Terrell Davis	29-178, 0 TD	Dec. 27, 1998	vs. Seattle
Terrell Davis	21-199, 2 TD	Jan. 9, 1999	vs. Miami*
Terrell Davis	32-167, 1 TD	Jan. 17, 1999	vs. N.Y. Jets*
Terrell Davis	25-102, 0 TD	Jan. 31, 1999	vs. Atlanta‡
Olandis Gary	37-124, 1 TD	Oct. 17, 1999	vs. Green Bay
Olandis Gary	30-108, 2 TD	Nov. 7, 1999	at San Diego
Olandis Gary	22-183, 0 TD	Dec. 19, 1999	vs. Seattle
Olandis Gary	29-185, 1 TD	Dec. 25, 1999	at Detroit
Mike Anderson	31-131, 2 TD	Sept. 10, 2000	vs. Atlanta
Mike Anderson	32-187, 0 TD	Sept. 17, 2000	at Oakland
Mike Anderson	20-103, 1 TD	Oct. 15, 2000	vs. Cleveland
Terrell Davis	33-115, 1 TD	Nov. 5, 2000	at N.Y. Jets
Mike Anderson	30-195, 2 TD	Nov. 26, 2000	at Seattle
Mike Anderson	37-251, 4 TD	Dec. 3, 2000	at New Orleans
Mike Anderson	29-131, 2 TD	Dec. 10, 2000	vs. Seattle
Terrell Davis	21-101, 0 TD	Sept. 10, 2001	vs. N.Y. Giants
Mike Anderson	22-155, 1 TD	Oct. 7, 2001	vs. Kansas City
Mike Anderson	33-118, 1 TD	Nov. 22, 2001	at Dallas
Terrell Davis	19-109, 0 TD	Dec. 9, 2001	vs. Seattle
Clinton Portis	18-103, 0 TD	Sept. 2, 2002	vs. Buffalo
Clinton Portis	26-102, 0 TD	Oct. 6, 2002	vs. San Diego
Clinton Portis	26-111, 2 TD	Oct. 27, 2002	at New England
Clinton Portis	28-136, 0 TD	Nov. 17, 2002	at Seattle
Clinton Portis	23-132, 2 TD	Dec. 1, 2002	at San Diego
Clinton Portis	24-103, 0 TD	Dec. 8, 2002	at N.Y. Jets

OUTSTANDING PERFORMANCES, CONT.

100-Yard Rushing Games, cont.

Player	Performance	Date	Opponent
Clinton Portis	21-130, 3 TD	Dec. 15, 2002	vs. Kansas City
Clinton Portis	24-228, 2 TD	Dec. 29, 2002	vs. Arizona
Clinton Portis	24-120, 2 TD	Sept. 7, 2003	at Cincinnati
Clinton Portis	12-129, 0 TD	Sept. 14, 2003	at San Diego
Clinton Portis	23-141, 1 TD	Oct. 5, 2003	at Kansas City
Clinton Portis	25-117, 1 TD	Oct. 19, 2003	at Minnesota
Clinton Portis	26-111, 1 TD	Nov. 3, 2003	vs. New England
Clinton Portis	25-106, 0 TD	Nov. 16, 2003	vs. San Diego
Clinton Portis	14-165, 0 TD	Nov. 23, 2003	vs. Chicago
Clinton Portis	34-170, 2 TD	Nov. 30, 2003	at Oakland
Clinton Portis	32-170, 2 TD	Dec. 2003	vs. Kansas City
Clinton Portis	58-218, 3 TD	Dec. 14, 2003	vs. Cleveland
Clinton Portis	28-138, 0 TD	Dec. 21, 2003	at Indianapolis
Quentin Griffin	23-136, 2 TD	Sept. 12, 2004	vs. Kansas City
Reuben Droughns	30-193, 0 TD	Oct. 10, 2004	vs. Carolina
Reuben Droughns	38-176, 1 TD	Oct. 17, 2004	at Oakland
Reuben Droughns	24-110, 0 TD	Oct. 25, 2004	at Cincinnati
Reuben Droughns	29-120, 0 TD	Nov. 7, 2004	vs. Houston
Reuben Droughns	28-166, 1 TD	Nov. 21, 2004	at New Orleans
Reuben Droughns	28-102, 1 TD	Nov. 28, 2004	vs. Oakland
Tatum Bell	17-123, 2 TD	Dec. 12, 2004	vs. Miami
Mike Anderson	23-115, 0 TD	Oct. 2, 2005	at Jacksonville
Tatum Bell	12-127, 2 TD	Oct. 9, 2005	vs. Washington
Tatum Bell	13-114, 1 TD	Oct. 16, 2005	vs. New England
Mike Anderson	24-120, 1 TD	Oct. 23, 2005	at N.Y. Giants
Mike Anderson	21-126, 1 TD	Oct. 30, 2005	vs. Philadelphia
Tatum Bell	14-101, 5 TD	Oct. 30, 2005	vs. Philadelphia
Mike Anderson	16-113, 0 TD	Nov. 20, 2005	vs. N.Y. Jets
Tatum Bell	12-123, 0 TD	Sept. 10, 2006	at St. Louis
Tatum Bell	24-115, 1 TD	Sept. 24, 2006	at New England
Mike Bell	15-36, 2 TD	Oct. 22, 2006	vs. Cleveland
Tatum Bell	23-33, 0 TD	Oct. 29, 2006	vs. Indianapolis
Tatum Bell	17-116, 0 TD	Dec. 3, 2006	vs. Seattle
Tatum Bell	23-39, 0 TD	Dec. 10, 2006	at San Diego
Travis Henry	23-139, 0 TD	Sept. 9, 2007	at Buffalo
Travis Henry	26-28, 0 TD	Sept. 16, 2007	vs. Oakland
Travis Henry	26-31, 0 TD	Sept. 30, 2007	at Indianapolis
Selvin Young	20-109, 1 TD	Nov. 11, 2007	at Kansas City
Selvin Young	17-156, 0 TD	Dec. 9, 2007	vs. Kansas City
Michael Pittman	20-109, 0 TD	Oct. 12, 2008	vs. Jacksonville
Peyton Hillis	22-129, 1 TD	Nov. 30, 2008	at N.Y. Jets
Correll Buckhalter	14-108, 0 TD	Sept. 27, 2009	at Oakland
Correll Buckhalter	12-113, 0 TD	Dec. 6, 2009	at Kansas City
Knowshon Moreno	25-106, 0 TD	Nov. 14, 2010	vs. Kansas City
Knowshon Moreno	28-161, 0 TD	Dec. 5, 2010	at Kansas City
Willis McGahee	19-103, 0 TD	Sept. 18, 2011	at Cincinnati
Willis McGahee	16-25, 0 TD	Oct. 2, 2011	at Green Bay
Willis McGahee	20-63, 2 TD	Oct. 9, 2011	vs. San Diego
Willis McGahee	13-118, 0 TD	Nov. 6, 2011	at Oakland
Willis McGahee	23-117, 0 TD	Nov. 27, 2011	at San Diego
Willis McGahee	20-111, 1 TD	Dec. 4, 2011	at Minnesota
Willis McGahee	28-45, 0 TD	Jan. 1, 2012	vs. Kansas City
Willis McGahee	22-113, 2 TD	Sept. 17, 2012	at Atlanta
Willis McGahee	19-112, 1 TD	Sept. 30, 2012	vs. Oakland
Willis McGahee	23-122, 1 TD	Oct. 28, 2012	vs. New Orleans
Knowshon Moreno	32-119, 1 TD	Dec. 6, 2012	at Oakland
Knowshon Moreno	21-115, 1 TD	Dec. 16, 2012	at Baltimore
Knowshon Moreno	37-224, 1 TD	Nov. 24, 2013	at New England
Montee Ball	13-117, 0 TD	Dec. 1, 2013	at Kansas City
Ronnie Hillman	24-100, 0 TD	Oct. 12, 2014	at N.Y. Jets
Ronnie Hillman	29-109, 0 TD	Oct. 25, 2014	at San Diego
C.J. Anderson	29-168, 0 TD	Nov. 23, 2014	vs. Miami
C.J. Anderson	32-168, 0 TD	Nov. 30, 2014	at Kansas City
Ronnie Hillman	11-103, 1 TD	Oct. 4, 2015	at Minnesota
Ronnie Hillman	20-111, 0 TD	Oct. 18, 2015	at Cleveland
C.J. Anderson	15-113, 2 TD	Nov. 1, 2015	vs. Green Bay
Ronnie Hillman	21-102, 0 TD	Nov. 22, 2015	vs. Chicago
C.J. Anderson	15-113, 2 TD	Nov. 29, 2015	vs. New England
Ronnie Hillman	15-117, 1 TD	Jan. 3, 2016	vs. San Diego
C.J. Anderson	16-107, 1 TD	Oct. 24, 2016	vs. Houston
C.J. Anderson	25-118, 1 TD	Sept. 17, 2017	vs. Dallas
C.J. Anderson	30-158, 0 TD	Dec. 14, 2017	at Indianapolis
Phillip Lindsay	14-107, 0 TD	Aug. 16, 2018	vs. Oakland
Phillip Lindsay	14-110, 1 TD	Nov. 25, 2018	vs. Pittsburgh
Phillip Lindsay	19-157, 2 TD	Dec. 2, 2018	at Cincinnati
Phillip Lindsay	15-114, 1 TD	Oct. 6, 2019	at L.A. Chargers
Phillip Lindsay	29-109, 1 TD	Dec. 22, 2019	vs. Detroit
Melvin Gordon III	29-107, 2 TD	Oct. 1, 2020	at N.Y. Jets
Phillip Lindsay	29-101, 1 TD	Oct. 18, 2020	at New England
Melvin Gordon III	15-101, 0 TD	Dec. 6, 2020	at Kansas City
Melvin Gordon III	11-101, 1 TD	Sept. 12, 2021	at N.Y. Giants
Javonte Williams	17-111, 0 TD	Nov. 7, 2021	at Dallas
Javonte Williams	23-102, 0 TD	Dec. 5, 2021	at Kansas City
Melvin Gordon III	24-111, 2 TD	Dec. 12, 2021	vs. Detroit
Melvin Gordon III	12-110, 1 TD	Jan. 8, 2022	vs. Kansas City
Latavius Murray	24-130, 1 TD	Dec. 18, 2022	vs. Arizona
Latavius Murray	15-103, 1 TD	Jan. 8, 2023	vs. L.A. Chargers

(*Denotes postseason game; †Denotes Super Bowl XXXII; ‡Denotes Super Bowl XXXIII)

TOTALS — Terrell Davis 41 (includes seven postseason games), Clinton Portis 18, Floyd Little 15, Otis Armstrong 13, Mike Anderson 12, Willis McGahee 10, Tatum Bell 9, Bobby Humphrey 9, Sammy Winder 8 (includes one postseason game), C.J. Anderson 7, Ronnie Hillman 6, Reuben Droughns 6, Phillip Lindsay 6, Melvin Gordon III 5, Gaston Green 5, Knowshon Moreno 5, Olandis Gary 4, Travis Henry 3, Rod Bernstein 2, Correll Buckhalter 2, Tony Dorsett 2, Cookie Gilchrist 2, Quentin Griffin 2, Billy Joe 2, Jon Keyworth 2, Rob Lytle 2, Latavius Murray 2, Leonard Russell 2, Javonte Williams 2, Selvin Young 2, Bobby Anderson 1, Montee Ball 1, Mike Bell 1, Aaron Craver 1, Joe Dawkins 1, Joe Duke 1, Peyton Hillis 1, Greg Lewis 1, Derek Loville 1 (postseason), Glyn Milburn 1, Michael Pittman 1, Donnie Stone 1, Tim Tebow 1, Norris Weese 1.

Most 100-yard games, season

- 11—Terrell Davis, 1998
- 10—Clinton Portis, 2003
- 10—Terrell Davis, 1997
- 8—Clinton Portis, 2002
- 7—Willis McGahee, 2011
- 7—Terrell Davis, 1996
- 7—Otis Armstrong, 1974
- 6—Reuben Droughns, 2004
- 6—Mike Anderson, 2000
- 5—Tatum Bell, 2006
- 5—Gaston Green, 1991
- 5—Bobby Humphrey, 1989

Most Consecutive 100-yard games

- 7—Terrell Davis, 1998
- 6—Clinton Portis 2003
- 4—Terrell Davis, 1997 (3x; incl. 1 in postseason)
- 4—Terrell Davis, 1996
- 4—Bobby Humphrey, 1990
- 4—Otis Armstrong, 1974

Most 100-yard games by a rookie

- 8—Clinton Portis, 2002
- 6—Mike Anderson, 2000
- 5—Bobby Humphrey, 1989
- 4—Olandis Gary, 1999
- 3—Phillip Lindsay, 2018
- 3—Terrell Davis, 1995

OUTSTANDING PERFORMANCES, CONT.

100-Yard Rushing Halves — 47 Total (44 regular season / 3 postseason)

Rank	Player	Date	Opponent	Half	Carries	Half total	Game total
No. 1	Clinton Portis	Dec. 7, 2003	vs. Kansas City	2nd	10	188	218
No. 2	Olandis Gary	Dec. 25, 1999	at Detroit	2nd	21	174	185
No. 3	Terrell Davis	Oct. 4, 1998	vs. Philadelphia	1st	20	168	168
No. 4	Terrell Davis	Sept. 13, 1998	vs. Dallas	1st	12	154	191
No. 5	Mike Anderson	Nov. 26, 2000	at Seattle	2nd	18	153	195
No. 6	Mike Anderson	Dec. 3, 2000	at New Orleans	1st	17	146	251
No. 7	Willis McGahee	Nov. 6, 2011	at Oakland	2nd	12	146	183
No. 8	Selvin Young	Dec. 9, 2007	vs. Kansas City	1st	11	143	156
No. 9	Mike Bell	Oct. 29, 2006	vs. Indianapolis	2nd	14	135	136
	Terrell Davis	Oct. 11, 1998	at Seattle	2nd	15	135	208
No. 11	Terrell Davis	Sept. 21, 1997	vs. Cincinnati	2nd	12	130	215
	Terrell Davis	Sept. 22, 1996	at Kansas City	1st	14	130	141
No. 13	Clinton Portis	Sept. 14, 2003	at San Diego	1st	12	129	129
	Terrell Davis	Jan. 9, 1999	vs. Miami*	1st	16	129	199
No. 15	Terrell Davis	Oct. 26, 1997	at Buffalo	1st	21	124	207
No. 16	Clinton Portis	Dec. 29, 2002	vs. Arizona	1st	8	124	228
No. 17	Terrell Davis	Oct. 20, 1996	vs. Baltimore	2nd	9	118	194
No. 18	Knowshon Moreno	Nov. 24, 2013	at New England	2nd	19	117	227
	Floyd Little	Oct. 25, 1970	at San Francisco	1st	9	117	140
No. 20	Gaston Green	Sept. 22, 1991	vs. San Diego	2nd	15	115	127
No. 21	C.J. Anderson	Nov. 23, 2014	vs. Miami	2nd	17	114	167
	Terrell Davis	Oct. 6, 1997	vs. New England	2nd	18	114	171
No. 23	Otis Armstrong	Dec. 8, 1974	vs. Houston	1st	16	113	183
No. 24	Tatum Bell	Dec. 3, 2006	vs. Seattle	1st	15	112	133
No. 25	Quentin Griffin	Sept. 12, 2004	vs. Kansas City	2nd	15	111	156
No. 26	Clinton Portis	Oct. 5, 2003	at Kansas City	2nd	15	110	141
	Terrell Davis	Nov. 22, 1998	vs. Oakland	1st	19	110	162
	Otis Armstrong	Sept. 22, 1974	vs. Pittsburgh	2nd	14	110	131
No. 29	Mike Anderson	Sept. 17, 2000	at Oakland	2nd	16	109	187
No. 30	Clinton Portis	Dec. 1, 2002	vs. Arizona	2nd	16	108	228
	Terrell Davis	Nov. 18, 1997	at Kansas City	1st	19	108	127
No. 32	Knowshon Moreno	Nov. 24, 2013	at New England	1st	18	107	224
	Jon Keyworth	Nov. 30, 1975	vs. San Diego	1st	15	107	132
No. 34	Travis Henry	Sept. 30, 2007	at Indianapolis	1st	20	106	131
	Reuben Droughns	Nov. 21, 2004	at New Orleans	1st	10	106	166
	Mike Anderson	Oct. 7, 2001	vs. Kansas City	1st	9	106	155
	Joe Dawkins	Oct. 28, 1973	at N.Y. Jets	1st	18	106	117
No. 38	Melvin Gordon III	Dec. 6, 2020	at Kansas City	1st	9	105	131
	Mike Anderson	Dec. 3, 2000	at New Orleans	2nd	20	105	251
No. 40	Montee Ball	Dec. 2, 2013	at Kansas City	2nd	9	104	117
No. 41	Reuben Droughns	Oct. 17, 2004	at Oakland	1st	18	103	176
No. 42	Terrell Davis	Dec. 27, 1997	vs. Jacksonville*	2nd	10	101	184
No. 43	Phillip Lindsay	Dec. 2, 2018	at Cincinnati	2nd	8	100	157
	Derek Loville	Dec. 27, 1997	vs. Jacksonville*	2nd	10	100	103
	Bobby Humphrey	Sept. 30, 1990	at Buffalo	1st	20	100	177

(*Denotes postseason game)

100-Yard Rushing Quarters — 10 Total (9 regular season / 1 postseason)

Rank	Player	Date	Opponent	Quarter	Carries	Qtr. total	Game total
No. 1	Terrell Davis	Sept. 13, 1998	vs. Dallas	1st	6	138	191
No. 2	Olandis Gary	Dec. 25, 1999	at Detroit	3rd	11	134	185
No. 3	Terrell Davis	Oct. 11, 1998	at Seattle	4th	11	122	208
No. 4	Terrell Davis	Oct. 4, 1998	vs. Philadelphia	1st	10	120	168
No. 5	Mike Anderson	Nov. 26, 2000	at Seattle	4th	10	115	195
No. 6	Terrell Davis	Sept. 22, 1996	at Kansas City	2nd	8	112	141
No. 7	Clinton Portis	Sept. 14, 2003	at San Diego	1st	7	110	129
No. 8	Terrell Davis	Sept. 21, 1997	vs. Cincinnati	4th	6	106	215
No. 9	Mike Anderson	Dec. 3, 2000	at New Orleans	2nd	10	105	251
No. 10	Terrell Davis	Dec. 27, 1997	vs. Jacksonville*	3rd	10	101	184

(*Denotes postseason game)

OUTSTANDING PERFORMANCES, CONT.

100-Yard Receiving Games — 334 Total (321 regular season / 13 postseason)

Player	Performance	Date	Opponent
Al Carmichael	6-130, 1 TD	Sept. 9, 1960	at Boston
Lionel Taylor	6-125, 1 TD	Sept. 23, 1960	at N.Y. Titans
Lionel Taylor	7-101, 2 TD	Oct. 2, 1960	vs. Oakland
Al Carmichael	3-109, 2 TD	Oct. 23, 1960	vs. Boston
Lionel Taylor	10-106, 1 TD	Oct. 23, 1960	vs. Boston
Lionel Taylor	10-140, 1 TD	Nov. 6, 1960	vs. Houston
Al Carmichael	7-117, 2 TD	Nov. 6, 1960	vs. Houston
Lionel Taylor	10-138, 0 TD	Nov. 20, 1960	at Houston
Lionel Taylor	9-199, 3 TD	Nov. 27, 1960	vs. Buffalo
Lionel Taylor	9-171, 1 TD	Dec. 10, 1960	at Los Angeles
Lionel Taylor	7-132, 2 TD	Sept. 10, 1961	at Buffalo
Lionel Taylor	11-126, 0 TD	Sept. 24, 1961	at N.Y. Titans
Lionel Taylor	9-118, 0 TD	Oct. 1, 1961	at Oakland
Lionel Taylor	7-120, 1 TD	Oct. 8, 1961	vs. Dallas
Al Frazier	7-166, 1 TD	Oct. 15, 1961	vs. Oakland
Al Frazier	6-126, 1 TD	Oct. 22, 1961	vs. N.Y. Titans
Al Frazier	5-125, 0 TD	Nov. 12, 1961	vs. San Diego
Lionel Taylor	10-119, 0 TD	Nov. 12, 1961	vs. San Diego
Donnie Stone	9-137, 0 TD	Dec. 3, 1961	vs. Boston
Lionel Taylor	9-133, 0 TD	Sept. 15, 1962	at Buffalo
Al Frazier	4-125, 1 TD	Sept. 15, 1962	at Buffalo
Lionel Taylor	12-119, 0 TD	Sept. 21, 1962	at Boston
Jerry Tarr	4-152, 2 TD	Sept. 21, 1962	at Boston
Lionel Taylor	7-110, 0 TD	Dec. 9, 1962	at Dallas
Lionel Taylor	7-169, 1 TD	Sept. 29, 1963	vs. Boston
Lionel Taylor	7-142, 2 TD	Oct. 6, 1963	vs. San Diego
Bob Scarpitto	4-134, 2 TD	Oct. 13, 1963	vs. Houston
Lionel Taylor	10-116, 1 TD	Dec. 15, 1963	at Oakland
Gene Prebola	4-106, 0 TD	Dec. 15, 1963	at Oakland
Lionel Taylor	8-149, 0 TD	Sept. 27, 1964	vs. Houston
Hewritt Dixon	5-109, 0 TD	Oct. 25, 1964	at Oakland
Hewritt Dixon	5-121, 1 TD	Nov. 1, 1964	at Kansas City
Al Denson	3-113, 1 TD	Nov. 1, 1964	at Kansas City
Lionel Taylor	13-112, 0 TD	Nov. 29, 1964	vs. Oakland
Bob Scarpitto	11-111, 1 TD	Dec. 20, 1964	at Houston
Bob Scarpitto	5-108, 2 TD	Sept. 11, 1965	at San Diego
Lionel Taylor	9-172, 1 TD	Sept. 19, 1965	vs. Buffalo
Lionel Taylor	7-114, 0 TD	Nov. 7, 1965	vs. San Diego
Lionel Taylor	11-141, 2 TD	Nov. 21, 1965	vs. Oakland
Lionel Taylor	8-164, 0 TD	Dec. 5, 1965	at Oakland
Wendell Hayes	5-126, 1 TD	Dec. 5, 1965	at Oakland
Al Denson	5-158, 1 TD	Oct. 2, 1966	vs. Houston
Charlie Mitchell	4-126, 1 TD	Dec. 4, 1966	vs. Miami
Bob Scarpitto	5-123, 3 TD	Dec. 18, 1966	at Buffalo
Al Denson	4-131, 2 TD	Sept. 3, 1967	vs. Boston
Al Denson	7-134, 1 TD	Sept. 24, 1967	vs. N.Y. Jets
Eric Crabtree	6-123, 1 TD	Oct. 22, 1967	vs. San Diego
Al Denson	4-107, 1 TD	Oct. 29, 1967	at Kansas City
Al Denson	7-102, 2 TD	Nov. 19, 1967	at Buffalo
Eric Crabtree	8-107, 1 TD	Nov. 23, 1967	at San Diego
Eric Crabtree	6-129, 1 TD	Dec. 17, 1967	vs. Kansas City
Al Denson	8-115, 0 TD	Sept. 15, 1968	at Cincinnati
Eric Crabtree	7-113, 0 TD	Sept. 22, 1968	at Kansas City
Eric Crabtree	5-148, 0 TD	Oct. 13, 1968	at N.Y. Jets
Jimmy Jones	8-122, 2 TD	Oct. 20, 1968	at San Diego
Floyd Little	4-165, 1 TD	Nov. 24, 1968	vs. Buffalo
Al Denson	6-131, 2 TD	Dec. 8, 1968	at Oakland
Mike Haffner	4-122, 0 TD	Dec. 14, 1968	vs. Kansas City
Al Denson	6-138, 1 TD	Sept. 28, 1969	at Buffalo
Mike Haffner	6-102, 1 TD	Oct. 26, 1969	at Houston
Al Denson	6-140, 2 TD	Nov. 23, 1969	at San Diego
John Embree	9-122, 1 TD	Nov. 23, 1969	at San Diego
Jerry Simmons	6-153, 0 TD	Nov. 21, 1971	at Kansas City
Rod Sherman	4-110, 0 TD	Sept. 17, 1972	vs. Houston
Jerry Simmons	6-118, 1 TD	Oct. 22, 1972	at Oakland
Bobby Anderson	13-143, 0 TD	Sept. 30, 1973	vs. Chicago
Riley Odoms	5-114, 0 TD	Nov. 4, 1973	at St. Louis
Haven Moses	5-108, 2 TD	Nov. 25, 1973	vs. Kansas City
Haven Moses	5-132, 0 TD	Oct. 13, 1974	vs. New Orleans
Floyd Little	7-127, 0 TD	Oct. 20, 1974	vs. San Diego
Riley Odoms	7-125, 0 TD	Nov. 18, 1974	vs. Kansas City
Rick Upchurch	3-153, 1 TD	Sept. 21, 1975	vs. Kansas City
Haven Moses	5-168, 2 TD	Jan. 1, 1978	vs. Oakland*
Haven Moses	5-115, 0 TD	Nov. 12, 1978	at Cleveland
Haven Moses	5-101, 1 TD	Nov. 19, 1978	vs. Green Bay
Riley Odoms	7-165, 2 TD	Dec. 10, 1978	vs. Kansas City
Haven Moses	5-116, 0 TD	Dec. 16, 1978	vs. Pittsburgh
Riley Odoms	5-125, 0 TD	Sept. 23, 1979	vs. Seattle
Haven Moses	4-107, 1 TD	Oct. 14, 1979	at Kansas City
Haven Moses	5-133, 1 TD	Oct. 22, 1979	at Pittsburgh
Riley Odoms	7-114, 0 TD	Oct. 28, 1979	vs. Kansas City
Haven Moses	5-103, 1 TD	Sept. 21, 1980	vs. San Diego
Haven Moses	6-141, 0 TD	Dec. 14, 1980	vs. Oakland
Riley Odoms	8-128, 1 TD	Dec. 14, 1980	vs. Oakland
Steve Watson	7-143, 3 TD	Sept. 20, 1981	vs. Baltimore
Steve Watson	8-178, 2 TD	Sept. 27, 1981	vs. San Diego
Steve Watson	5-182, 2 TD	Oct. 11, 1981	vs. Detroit
Rick Upchurch	5-138, 0 TD	Oct. 18, 1981	at Kansas City
Steve Watson	5-102, 1 TD	Nov. 22, 1981	at Cincinnati
Steve Watson	2-103, 0 TD	Dec. 6, 1981	vs. Kansas City

OUTSTANDING PERFORMANCES, CONT.

100-Yard Receiving Games, cont.

Player	Performance	Date	Opponent
Rick Upchurch	6-102, 2 TD	Dec. 20, 1981	at Chicago
Steve Watson	5-101, 1 TD	Dec. 5, 1982	vs. Atlanta
Steve Watson	10-183, 0 TD	Dec. 12, 1982	at L.A. Rams
Steve Watson	6-161, 1 TD	Sept. 11, 1983	at Baltimore
Steve Watson	8-119, 0 TD	Oct. 16, 1983	vs. Cincinnati
Steve Watson	6-121, 1 TD	Oct. 30, 1983	vs. Kansas City
Rick Upchurch	6-143, 0 TD	Oct. 30, 1983	vs. Kansas City
Steve Watson	7-110, 1 TD	Nov. 6, 1983	at Seattle
Steve Watson	4-119, 1 TD	Nov. 20, 1983	vs. Seattle
Clint Sampson	3-101, 2 TD	Dec. 4, 1983	vs. Cleveland
Steve Watson	7-111, 1 TD	Oct. 7, 1984	at Detroit
Butch Johnson	8-156, 2 TD	Nov. 4, 1984	vs. New England
Steve Watson	9-134, 3 TD	Nov. 4, 1984	vs. New England
Steve Watson	5-123, 2 TD	Nov. 18, 1984	vs. Minnesota
Steve Watson	11-177, 1 TD	Dec. 30, 1984	vs. Pittsburgh*
Vance Johnson	6-116, 1 TD	Dec. 14, 1985	vs. Kansas City
Vance Johnson	5-121, 1 TD	Jan. 25, 1987	vs. N.Y. Giants*
Bobby Micho	9-105, 2 TD	Oct. 18, 1987	at Kansas City
Vance Johnson	5-115, 1 TD	Nov. 22, 1987	at L.A. Raiders
Ricky Nattiel	4-118, 1 TD	Nov. 29, 1987	at San Diego
Vance Johnson	4-105, 0 TD	Jan. 10, 1988	vs. Houston*
Mark Jackson	4-134, 1 TD	Jan. 17, 1988	vs. Cleveland*
Vance Johnson	7-134, 0 TD	Sept. 26, 1988	vs. L.A. Raiders
Ricky Nattiel	3-107, 2 TD	Oct. 23, 1988	at Pittsburgh
Mark Jackson	6-140, 2 TD	Nov. 27, 1988	vs. L.A. Rams
Mark Jackson	7-145, 0 TD	Dec. 1988	at L.A. Raiders
Mark Jackson	7-137, 1 TD	Dec. 11, 1988	at Seattle
Vance Johnson	5-145, 1 TD	Oct. 1, 1989	at Cleveland
Michael Young	6-137, 0 TD	Oct. 22, 1989	at Seattle
Vance Johnson	9-148, 1 TD	Oct. 29, 1989	vs. Philadelphia
Vance Johnson	6-154, 2 TD	Nov. 26, 1989	vs. Seattle
Mark Jackson	5-111, 0 TD	Jan. 7, 1990	vs. Pittsburgh*
Michael Young	2-123, 1 TD	Jan. 14, 1990	vs. Cleveland*
Mark Jackson	7-121, 0 TD	Sept. 9, 1990	at L.A. Raiders
Vance Johnson	6-150, 0 TD	Sept. 17, 1990	vs. Kansas City
Vance Johnson	9-120, 0 TD	Sept. 23, 1990	vs. Seattle
Mark Jackson	6-127, 0 TD	Oct. 21, 1990	at Indianapolis
Mark Jackson	7-111, 0 TD	Oct. 6, 1991	at Houston
Vance Johnson	8-104, 0 TD	Jan. 12, 1992	at Buffalo*
Shannon Sharpe	9-118, 0 TD	Oct. 4, 1992	vs. Kansas City
Mark Jackson	5-113, 2 TD	Oct. 25, 1992	at San Diego
Arthur Marshall	5-134, 1 TD	Nov. 8, 1992	vs. N.Y. Jets
Mark Jackson	3-108, 1 TD	Nov. 15, 1992	vs. N.Y. Giants
Shannon Sharpe	7-109, 1 TD	Dec. 12, 1992	at Buffalo
Derek Russell	6-104, 0 TD	Sept. 20, 1993	at Kansas City
Vance Johnson	10-148, 1 TD	Oct. 10, 1993	at Green Bay
Derek Russell	5-111, 0 TD	Oct. 18, 1993	vs. L.A. Raiders
Shannon Sharpe	7-107, 0 TD	Nov. 14, 1993	vs. Minnesota
Shannon Sharpe	6-115, 2 TD	Jan. 2, 1994	at L.A. Raiders
Shannon Sharpe	13-156, 1 TD	Jan. 9, 1994	at L.A. Raiders*
Mike Pritchard	5-119, 1 TD	Sept. 4, 1994	vs. San Diego
Mike Pritchard	9-100, 0 TD	Sept. 11, 1994	at N.Y. Jets
Anthony Miller	6-105, 1 TD	Sept. 11, 1994	at N.Y. Jets
Shannon Sharpe	6-121, 1 TD	Oct. 23, 1994	at San Diego
Anthony Miller	6-102, 1 TD	Nov. 20, 1994	vs. Atlanta
Cedric Tillman	8-175, 0 TD	Nov. 20, 1994	vs. Atlanta
Anthony Miller	5-116, 1 TD	Nov. 27, 1994	vs. Cincinnati
Anthony Miller	6-153, 0 TD	Dec. 4, 1994	at Kansas City
Anthony Miller	3-118, 0 TD	Dec. 17, 1994	at San Francisco
Shannon Sharpe	10-180, 0 TD	Sept. 3, 1995	vs. Buffalo
Anthony Miller	6-108, 0 TD	Sept. 10, 1995	at Dallas
Anthony Miller	7-149, 2 TD	Oct. 16, 1995	vs. Oakland
Shannon Sharpe	8-137, 1 TD	Nov. 19, 1995	vs. San Diego
Anthony Miller	6-152, 2 TD	Nov. 26, 1995	at Houston
Shannon Sharpe	9-131, 0 TD	Sept. 22, 1996	at Kansas City
Anthony Miller	5-131, 1 TD	Sept. 29, 1996	at Cincinnati
Shannon Sharpe	13-153, 3 TD	Oct. 6, 1996	vs. San Diego
Shannon Sharpe	9-161, 0 TD	Oct. 20, 1996	vs. Baltimore
Rod Smith	5-122, 0 TD	Aug. 31, 1997	vs. Kansas City
Rod Smith	4-126, 2 TD	Sept. 14, 1997	vs. St. Louis
Shannon Sharpe	6-119, 1 TD	Sept. 28, 1997	at Atlanta
Rod Smith	5-130, 0 TD	Oct. 6, 1997	vs. New England
Rod Smith	5-114, 1 TD	Nov. 2, 1997	vs. Seattle
Shannon Sharpe	8-174, 0 TD	Nov. 9, 1997	vs. Carolina
Rod Smith	7-114, 0 TD	Nov. 16, 1997	at Kansas City
Shannon Sharpe	10-142, 0 TD	Nov. 24, 1997	vs. Oakland
Ed McCaffrey	7-111, 2 TD	Nov. 30, 1997	at San Diego
Rod Smith	4-115, 2 TD	Dec. 7, 1997	at Pittsburgh
Shannon Sharpe	8-162, 1 TD	Dec. 21, 1997	vs. San Diego
Ed McCaffrey	5-117, 0 TD	Sept. 13, 1998	vs. Dallas
Rod Smith	8-136, 1 TD	Oct. 11, 1998	at Seattle
Ed McCaffrey	7-133, 1 TD	Nov. 1, 1998	at Cincinnati
Ed McCaffrey	9-133, 1 TD	Nov. 8, 1998	vs. San Diego
Rod Smith	8-101, 1 TD	Nov. 29, 1998	at San Diego
Ed McCaffrey	6-109, 1 TD	Dec. 6, 1998	vs. Kansas City
Rod Smith	8-165, 0 TD	Dec. 6, 1998	vs. Kansas City
Rod Smith	9-158, 1 TD	Dec. 27, 1998	vs. Seattle
Rod Smith	5-152, 1 TD	Jan. 31, 1999	vs. Atlanta ³
Ed McCaffrey	6-105, 3 TD	Sept. 13, 1999	vs. Miami
Byron Chamberlain	3-123, 0 TD	Oct. 17, 1999	vs. Green Bay
Ed McCaffrey	5-116, 2 TD	Oct. 17, 1999	vs. Green Bay
Ed McCaffrey	5-111, 0 TD	Oct. 24, 1999	at New England

OUTSTANDING PERFORMANCES, CONT.

100-Yard Receiving Games, cont.

Player	Performance	Date	Opponent
Demaryius Thomas	8-123, 1 TD	Dec. 22, 2013	at Houston
Demaryius Thomas	6-113, 2 TD	Dec. 29, 2013	at Oakland
Demaryius Thomas	7-134, 1 TD	Jan. 19, 2014	vs. New England*
Demaryius Thomas	13-118, 1 TD	Feb. 2, 2014	vs. Seattle*
Julius Thomas	7-104, 3 TD	Sept. 7, 2014	vs. Indianapolis
Emmanuel Sanders	8-108, 0 TD	Sept. 14, 2014	vs. Kansas City
Emmanuel Sanders	11-149, 0 TD	Sept. 21, 2014	at Seattle
Demaryius Thomas	7-101, 0 TD	Oct. 5, 2014	vs. Arizona
Demaryius Thomas	8-226, 2 TD	Oct. 5, 2014	vs. Arizona
Demaryius Thomas	10-124, 1 TD	Oct. 12, 2014	at N.Y. Jets
Demaryius Thomas	8-171, 2 TD	Oct. 19, 2014	vs. San Francisco
Emmanuel Sanders	9-120, 3 TD	Oct. 23, 2014	at San Diego
Demaryius Thomas	8-105, 0 TD	Oct. 23, 2014	at San Diego
Emmanuel Sanders	10-151, 0 TD	Nov. 2, 2014	at New England
Demaryius Thomas	7-127, 0 TD	Nov. 2, 2014	at New England
Demaryius Thomas	11-108, 0 TD	Nov. 9, 2014	at Oakland*
Demaryius Thomas	7-103, 0 TD	Nov. 16, 2014	at St. Louis
Emmanuel Sanders	5-102, 0 TD	Nov. 16, 2014	at St. Louis
Demaryius Thomas	8-125, 0 TD	Nov. 23, 2014	vs. Miami
Demaryius Thomas	6-123, 1 TD	Dec. 14, 2014	at San Diego
Demaryius Thomas	7-115, 0 TD	Dec. 22, 2014	at Cincinnati
Demaryius Thomas	8-115, 0 TD	Dec. 28, 2014	vs. Oakland
Demaryius Thomas	8-116, 1 TD	Sept. 17, 2015	at Kansas City
Emmanuel Sanders	9-111, 0 TD	Oct. 11, 2015	at Oakland
Demaryius Thomas	9-111, 0 TD	Oct. 18, 2015	at Cleveland
Emmanuel Sanders	10-111, 0 TD	Oct. 18, 2015	at Cleveland
Demaryius Thomas	8-168, 0 TD	Nov. 1, 2015	vs. Green Bay
Owen Daniels	6-102, 1 TD	Nov. 8, 2015	at Indianapolis
Emmanuel Sanders	6-113, 0 TD	Nov. 29, 2015	vs. New England
Emmanuel Sanders	10-181, 1 TD	Dec. 20, 2015	at Pittsburgh
Demaryius Thomas	5-111, 1 TD	Jan. 3, 2016	vs. San Diego
Emmanuel Sanders	9-117, 2 TD	Sept. 25, 2016	at Cincinnati
Demaryius Thomas	6-100, 1 TD	Sept. 25, 2016	at Cincinnati
Emmanuel Sanders	7-162, 1 TD	Nov. 27, 2016	vs. Kansas City
Demaryius Thomas	10-126, 0 TD	Dec. 11, 2016	at Tennessee
Emmanuel Sanders	11-100, 1 TD	Dec. 11, 2016	at Tennessee
Demaryius Thomas	10-133, 0 TD	Oct. 15, 2017	vs. New York Giants
Emmanuel Sanders	6-137, 0 TD	Nov. 12, 2017	vs. New England
Emmanuel Sanders	14-107, 1 TD	Sept. 16, 2018	vs. Oakland
Demaryius Thomas	5-105, 1 TD	Oct. 7, 2018	at N.Y. Jets
Emmanuel Sanders	7-115, 1 TD	Oct. 14, 2018	vs. L.A. Rams
Emmanuel Sanders	6-102, 1 TD	Oct. 18, 2018	at Arizona
Courtland Sutton	7-120, 0 TD	Sept. 9, 2019	at Oakland
Emmanuel Sanders	5-104, 0 TD	Sept. 29, 2019	vs. Jacksonville
Noah Fant	3-115, 1 TD	Nov. 3, 2019	vs. Cleveland
Courtland Sutton	5-113, 0 TD	Nov. 17, 2019	at Minnesota
Noah Fant	4-113, 1 TD	Dec. 8, 2019	at Houston
Tim Patrick	6-113, 1 TD	Oct. 1, 2020	at N.Y. Jets
Tim Patrick	4-101, 1 TD	Oct. 18, 2020	at New England
Jerry Jeudy	7-125, 1 TD	Nov. 8, 2020	at Atlanta
Tim Patrick	5-119, 0 TD	Nov. 22, 2020	vs. Miami
Jerry Jeudy	5-140, 1 TD	Jan. 3, 2021	vs. Las Vegas
Courtland Sutton	9-159, 0 TD	Sept. 19, 2021	at Jacksonville
Courtland Sutton	7-120, 1 TD	Oct. 10, 2021	at Pittsburgh
Jerry Jeudy	4-102, 1 TD	Sept. 12, 2022	at Seattle
Courtland Sutton	7-122, 0 TD	Sept. 18, 2022	vs. Houston
Jerry Jeudy	6-117, 0 TD	Dec. 25, 2022	at L.A. Rams
Jerry Jeudy	5-154, 0 TD	Jan. 8, 2023	vs. L.A. Chargers
Marvin Mims Jr.	2-113, 1 TD	Sept. 17, 2023	vs. Washington

(* Denotes Postseason; † Denotes Super Bowl)

TOTALS — Demaryius Thomas 36 (includes three postseason games), Rod Smith 31 (includes one postseason game), Lionel Taylor 24, Emmanuel Sanders 19, Ed McCaffrey 18, Shannon Sharpe 18 (includes one postseason game), Steve Watson 16 (includes one postseason game), Vance Johnson 12 (includes three postseason games), Al Denson 10, Mark Jackson 10 (includes two postseason games), Brandon Marshall 10, Haven Moses 10 (includes one postseason game), Anthony Miller 9, Eric Decker 8, Brandon Lloyd 7, Riley Odoms 6, Eric Crabtree 5, Jerry Jeudy 5, Ashley Lelie 5, Courtland Sutton 5, Jayon Walker 5, Al Frazier 4, Eddie Royal 4, Bob Scarpitto 4, Rick Upchurch 4, Al Carmichael 3, Tim Patrick 3, Julius Thomas 3, Hewritt Dixon 2, Noah Fant 2, Jabar Gaffney 2, Mike Haffner 2, Floyd Little 2, Ricky Nattiel 2, Mike Pritchard 2, Derek Russell 2, Tony Scheffer 2, Jerry Simmons 2, Michael Young 2 (includes one postseason game), Bobby Anderson 1, Byron Chamberlain 1, John Embree 1, Wendell Hayes 1, Peyton Hillis 1, Butch Johnson 1, Jimmy Jones 1, Arthur Marshall 1, Bobby Micho 1, Marvin Mims Jr. 1, Charlie Mitchell 1, Gene Prebola 1, Clint Sampson 1, Rod Sherman 1, Brandon Stokley 1, Donnie Stone 1, Jerry Tarr 1, Cedric Tillman 1.

Most 100-yard games, season

- 10—Demaryius Thomas, 2014
- 8—Rod Smith, 2000
- 7—Lionel Taylor, 1960
- 7—Demaryius Thomas, 2012
- 7—Emmanuel Sanders, 2014
- 6—Demaryius Thomas, 2013
- 6—Brandon Lloyd, 2010
- 6—Rod Smith, 1997
- 5—Eric Decker, 2013
- 5—Rod Smith, 2001
- 5—Ed McCaffrey, 2000
- 5—Anthony Miller, 1994
- 5—Steve Watson, 1983
- 5—Steve Watson, 1981
- 5—Lionel Taylor, 1961

Most consecutive 100-yard games

- 7—Demaryius Thomas, 10/5/14-11/16/15
- 3—Emmanuel Sanders, 9/14/14, 9/21/14 and 10/5/14
- 3—Brandon Lloyd, 9/26/10, 10/3/10 and 10/10/10
- 3—Brandon Marshall, 12/30/07, 9/14/08 and 9/21/08
- 3—Rod Smith, 10/15/00, 10/22/00 and 11/5/00
- 3—Anthony Miller, 11/20/94, 11/27/94 and 12/4/94
- 3—Mark Jackson, 11/27/88, 12/4/88 and 12/11/88
- 3—Lionel Taylor, 9/24/61, 10/1/61 and 11/8/61

Most 100-yard games by a rookie

- 3—Eddie Royal, 2008
- 2—Noah Fant, 2019
- 2—Jerry Jeudy, 2020

OUTSTANDING PERFORMANCES, CONT.

300-Yard Passing Games — 145 Total (139 regular season / 6 postseason)

Player	Performance	Opponent
Frank Tripucka	30-52-2 375 yds.	3 TD, Nov. 6, 1960, vs. Houston
Frank Tripucka	19-41-5 328 yds.	3 TD, Nov. 27, 1960, vs. Buffalo
Frank Tripucka	28-47-2 376 yds.	2 TD, Sept. 7, 1962, vs. San Diego
Frank Tripucka	29-56-3 447 yds.	2 TD, Sept. 15, 1962, at Buffalo
Frank Tripucka	26-40-1 308 yds.	1 TD, Oct. 21, 1962, vs. Houston
Jacky Lee	11-36-1 370 yds.	1 TD, Dec. 5, 1965, at Oakland
John McCormick	13-37-3 328 yds.	3 TD, Dec. 18, 1966, at Buffalo
Marlin Briscoe	12-29-2 335 yds.	4 TD, Nov. 24, 1968, vs. Buffalo
Steve Tensi	19-26-1 301 yds.	3 TD, Nov. 23, 1969, at San Diego
Charley Johnson	20-28-0 361 yds.	2 TD, Oct. 22, 1972, at Oakland
Charley Johnson	24-39-2 326 yds.	1 TD, Sept. 20, 1973, vs. Chicago
Charley Johnson	28-42-2 445 yds.	2 TD, Nov. 18, 1974, vs. Kansas City
Charley Johnson	12-20-2 329 yds.	3 TD, Sept. 21, 1975, vs. Kansas City
Craig Morton	27-39-2 306 yds.	2 TD, Nov. 16, 1980, vs. N.Y. Jets
Craig Morton	18-30-1 338 yds.	1 TD, Dec. 14, 1980, vs. Oakland
Craig Morton	17-18-0 308 yds.	4 TD, Sept. 27, 1981, vs. San Diego
Craig Morton	25-38-1 342 yds.	2 TD, Oct. 18, 1981, at Kansas City
Steve DeBerg	21-34-2 305 yds.	2 TD, Nov. 22, 1981, at Cincinnati
Steve DeBerg	23-31-1 307 yds.	2 TD, Dec. 12, 1982, at L.A. Rams
Steve DeBerg	21-41-0 350 yds.	1 TD, Oct. 30, 1983, vs. Kansas City
John Elway	23-44-0 345 yds.	3 TD, Dec. 11, 1983, vs. Baltimore
John Elway	25-40-1 315 yds.	3 TD, Nov. 4, 1984, vs. New England
John Elway	28-43-1 353 yds.	4 TD, Sept. 15, 1985, vs. New Orleans
John Elway	22-37-5 301 yds.	1 TD, Dec. 14, 1985, vs. Kansas City
John Elway	24-42-0 432 yds.	1 TD, Dec. 20, 1985, at Seattle
John Elway	18-32-1 321 yds.	1 TD, Oct. 26, 1986, vs. Seattle
John Elway	29-47-2 336 yds.	0 TD, Nov. 23, 1986, at N.Y. Giants
John Elway	22-37-1 304 yds.	1 TD, Jan. 25, 1987, vs. N.Y. Giants
John Elway	22-32-1 338 yds.	4 TD, Sept. 13, 1987, vs. Seattle
John Elway	21-40-2 341 yds.	3 TD, Nov. 16, 1987, vs. Chicago
John Elway	21-32-1 347 yds.	3 TD, Nov. 29, 1987, at San Diego
John Elway	21-42-2 335 yds.	1 TD, Dec. 13, 1987, at Seattle
John Elway	20-49-3 324 yds.	2 TD, Dec. 4, 1988, at L.A. Raiders
John Elway	18-35-0 344 yds.	2 TD, Oct. 22, 1989, at Seattle
John Elway	20-36-0 385 yds.	3 TD, Jan. 14, 1990, vs. Cleveland*
John Elway	21-30-0 317 yds.	2 TD, Oct. 21, 1990, at Indianapolis
John Elway	24-36-1 328 yds.	2 TD, Dec. 9, 1990, at Kansas City
John Elway	24-42-1 301 yds.	2 TD, Oct. 6, 1991, at Houston
John Elway	23-38-0 311 yds.	2 TD, Oct. 4, 1992, vs. Kansas City
John Elway	28-45-1 300 yds.	1 TD, Sept. 20, 1993, at Kansas City
John Elway	33-59-1 367 yds.	1 TD, Oct. 10, 1993, at Green Bay
John Elway	25-36-0 361 yds.	3 TD, Jan. 2, 1994, at L.A. Raiders
John Elway	29-47-1 302 yds.	3 TD, Jan. 9, 1994, at L.A. Raiders*
John Elway	36-46-2 371 yds.	3 TD, Sept. 4, 1994, vs. San Diego
John Elway	29-41-1 319 yds.	1 TD, Sept. 11, 1994, at N.Y. Jets
John Elway	30-41-0 349 yds.	2 TD, Oct. 30, 1994, vs. Cleveland
John Elway	27-42-1 382 yds.	2 TD, Nov. 20, 1994, vs. Atlanta
John Elway	22-41-1 317 yds.	0 TD, Sept. 3, 1995, vs. Buffalo
John Elway	30-47-0 327 yds.	2 TD, Sept. 17, 1995, vs. Washington
John Elway	23-46-0 324 yds.	2 TD, Oct. 16, 1995, vs. Oakland
John Elway	27-41-2 332 yds.	2 TD, Nov. 26, 1995, at Houston
John Elway	24-41-1 320 yds.	2 TD, Dec. 24, 1995, at Oakland
John Elway	23-37-1 335 yds.	2 TD, Sept. 29, 1996, at Cincinnati
John Elway	32-41-1 323 yds.	4 TD, Oct. 6, 1996, vs. San Diego
John Elway	25-39-1 326 yds.	3 TD, Oct. 20, 1996, vs. Baltimore
John Elway	27-36-1 334 yds.	2 TD, Nov. 24, 1996, at Minnesota
John Elway	26-46-0 309 yds.	1 TD, Oct. 19, 1997, at Oakland
John Elway	22-32-1 400 yds.	2 TD, Dec. 6, 1998, vs. Kansas City
John Elway	26-36-0 338 yds.	4 TD, Dec. 27, 1998, vs. Seattle
John Elway	18-29-1 336 yds.	1 TD, Jan. 31, 1999, vs. Atlanta*
John Elway	19-31-1 363 yds.	2 TD, Oct. 17, 1999, vs. Green Bay
Brian Griese	25-38-0 316 yds.	1 TD, Oct. 24, 1999, at New England
Brian Griese	19-29-0 307 yds.	2 TD, Sept. 4, 2000, at St. Louis
Brian Griese	31-50-1 361 yds.	1 TD, Oct. 1, 2000, vs. New England
Brian Griese	19-34-0 336 yds.	3 TD, Oct. 15, 2000, vs. Cleveland
Brian Griese	30-45-1 365 yds.	2 TD, Oct. 22, 2000, at Cincinnati
Brian Griese	22-35-1 327 yds.	2 TD, Nov. 5, 2000, at N.Y. Jets
Gus Frerotte	36-58-4 462 yds.	5 TD, Nov. 19, 2000, vs. San Diego
Brian Griese	19-29-0 330 yds.	3 TD, Sept. 10, 2001, vs. N.Y. Giants
Brian Griese	35-35-3 328 yds.	1 TD, Oct. 30, 2002, at Baltimore
Brian Griese	26-35-1 316 yds.	2 TD, Oct. 6, 2002, vs. San Diego
Brian Griese	27-46-2 335 yds.	1 TD, Oct. 13, 2002, vs. Miami
Brian Griese	30-50-0 376 yds.	2 TD, Oct. 20, 2002, at Kansas City
Jake Plummer	31-55-3 499 yds.	4 TD, Oct. 31, 2004, vs. Atlanta*
Jake Plummer	21-26-1 303 yds.	2 TD, Dec. 25, 2004, at Tennessee
Jake Plummer	22-35-0 309 yds.	4 TD, Oct. 30, 2005, vs. Philadelphia
Jay Cutler	23-39-1 304 yds.	1 TD, Sept. 9, 2007, at Buffalo
Jay Cutler	17-31-1 302 yds.	2 TD, Nov. 25, 2007, at Chicago
Jay Cutler	16-24-0 300 yds.	2 TD, Sept. 8, 2008, at Oakland
Jay Cutler	36-50-1 350 yds.	4 TD, Sept. 14, 2008, vs. San Diego
Jay Cutler	29-49-2 361 yds.	1 TD, Sept. 28, 2008, at Kansas City
Jay Cutler	24-46-3 307 yds.	2 TD, Nov. 2, 2008, vs. Miami
Jay Cutler	24-42-1 447 yds.	3 TD, Nov. 6, 2008, at Cleveland

Staff/Coaches: Ken Kester; Season Highlights/Records: Ken Kester; Postseason: Records: Honors: Miscellaneous

OUTSTANDING PERFORMANCES, CONT.

300-Yard Passing Games, cont.

Player	Performance	Opponent
Jay Cutler	27-43-1, 357 yds., 2 TD.	Nov. 30, 2008, at N.Y. Jets
Jay Cutler	25-45-1, 359 yds., 0 TD.	Dec. 21, 2008, vs. Buffalo
Jay Cutler	33-49-2, 316 yds., 1 TD.	Dec. 28, 2008, at San Diego
Kyle Orton	35-48-1, 330 yds., 2 TD.	Oct. 11, 2009, vs. New England
Kyle Orton	32-56-3, 431 yds., 1 TD.	Jan. 3, 2010, vs. Kansas City
Kyle Orton	25-35-0, 307 yds., 2 TD.	Sept. 19, 2010, vs. Seattle
Kyle Orton	37-57-1, 476 yds., 1 TD.	Sept. 26, 2010, vs. Indianapolis
Kyle Orton	35-50-1, 341 yds., 2 TD.	Oct. 3, 2010, at Tennessee
Kyle Orton	23-38-0, 314 yds., 2 TD.	Oct. 10, 2010, at Baltimore
Kyle Orton	28-40-1, 369 yds., 1 TD.	Oct. 31, 2010, at San Francisco (London)
Kyle Orton	24-41-0, 347 yds., 3 TD.	Nov. 28, 2010, vs. St. Louis
Tim Tebow	16-29-1, 308 yds., 1 TD.	Dec. 26, 2010, vs. Houston
Kyle Orton	24-46-1, 304 yds., 1 TD.	Sept. 12, 2011, vs. Oakland
Tim Tebow	10-21-0, 316 yds., 2 TD.	Jan. 8, 2012, vs. Pittsburgh*
Peyton Manning	26-52-0, 330 yds., 2 TD.	Sept. 23, 2012, vs. Houston
Peyton Manning	30-38-0, 338 yds., 3 TD.	Sept. 30, 2012, vs. Oakland
Peyton Manning	31-44-0, 337 yds., 3 TD.	Oct. 7, 2012, at New England
Peyton Manning	24-30-1, 309 yds., 3 TD.	Oct. 15, 2012, at San Diego
Peyton Manning	22-30-0, 305 yds., 3 TD.	Oct. 28, 2012, vs. New Orleans
Peyton Manning	27-38-0, 301 yds., 1 TD.	Nov. 11, 2012, at Carolina
Peyton Manning	26-36-1, 310 yds., 1 TD.	Dec. 6, 2012, at Oakland
Peyton Manning	30-43-1, 339 yds., 3 TD.	Dec. 23, 2012, vs. Cleveland
Peyton Manning	23-29-0, 304 yds., 3 TD.	Dec. 30, 2012, vs. Kansas City
Peyton Manning	27-42-0, 462 yds., 7 TD.	Sept. 5, 2013, vs. Baltimore
Peyton Manning	30-43-0, 307 yds., 2 TD.	Sept. 15, 2013, at N.Y. Giants
Peyton Manning	32-37-0, 374 yds., 3 TD.	Sept. 23, 2013, vs. Oakland
Peyton Manning	28-34-0, 327 yds., 4 TD.	Sept. 29, 2013, vs. Philadelphia
Peyton Manning	33-42-1, 414 yds., 4 TD.	Oct. 6, 2013, at Dallas
Peyton Manning	29-49-1, 386 yds., 3 TD.	Oct. 20, 2013, at Indianapolis
Peyton Manning	30-44-3, 354 yds., 4 TD.	Oct. 27, 2013, vs. Washington
Peyton Manning	25-36-0, 330 yds., 4 TD.	Nov. 10, 2013, at San Diego
Peyton Manning	24-40-0, 323 yds., 1 TD.	Nov. 17, 2013, vs. Kansas City
Peyton Manning	22-35-2, 403 yds., 5 TD.	Dec. 1, 2013, at Kansas City
Peyton Manning	39-59-0, 397 yds., 4 TD.	Dec. 8, 2013, vs. Tennessee
Peyton Manning	32-51-0, 400 yds., 4 TD.	Dec. 22, 2013, at Houston
Peyton Manning	32-43-0, 400 yds., 2 TD.	Jan. 19, 2014, vs. New England*
Peyton Manning	31-49-1, 303 yds., 1 TD.	Sept. 21, 2014, at Seattle
Peyton Manning	31-47-2, 479 yds., 4 TD.	Oct. 5, 2014, vs. Arizona
Peyton Manning	22-26-0, 340 yds., 4 TD.	Oct. 19, 2014, vs. San Francisco
Peyton Manning	34-57-2, 438 yds., 2 TD.	Nov. 2, 2014, at New England
Peyton Manning	31-44-2, 340 yds., 5 TD.	Nov. 9, 2014, at Oakland
Peyton Manning	34-57-2, 389 yds., 2 TD.	Nov. 16, 2014, at St. Louis
Peyton Manning	28-44-4, 311 yds., 2 TD.	Dec. 22, 2014, at Cincinnati
Peyton Manning	31-42-1, 324 yds., 2 TD.	Sept. 27, 2015, at Detroit
Peyton Manning	21-29-1, 340 yds., 0 TD.	Nov. 1, 2015, vs. Green Bay
Brock Osweiler	35-51-0, 308 yds., 0 TD.	Dec. 13, 2015, vs. Oakland
Trevor Siemian	23-35-0, 312 yds., 4 TD.	Sept. 25, 2016, at Cincinnati
Trevor Siemian	20-34-0, 368 yds., 3 TD.	Nov. 27, 2016, vs. Kansas City
Trevor Siemian	35-51-0, 334 yds., 1 TD.	Dec. 11, 2016, at Tennessee
Trevor Siemian	29-50-0, 376 yds., 1 TD.	Oct. 15, 2017, vs. N.Y. Giants
Case Keenum	25-39-3, 329 yds., 3 TD.	Sept. 9, 2018, vs. Seattle
Case Keenum	35-51-1, 377 yds., 2 TD.	Oct. 7, 2018, at N.Y. Jets
Case Keenum	25-41-1, 322 yds., 2 TD.	Oct. 14, 2018, vs. L.A. Rams
Joe Flacco	22-38-1, 303 yds., 3 TD.	Sept. 29, 2019, vs. Jacksonville
Drew Lock	22-27-1, 309 yds., 3 TD.	Dec. 8, 2019, at Houston
Drew Lock	25-48-1, 313 yds., 2 TD.	Nov. 8, 2020, at Atlanta
Drew Lock	25-41-0, 339 yds., 2 TD.	Jan. 3, 2021, vs. Las Vegas
Teddy Bridgewater	26-34-0, 328 yds., 2 TD.	Sept. 19, 2021, at Jacksonville
Teddy Bridgewater	35-49-3, 334 yds., 3 TD.	Oct. 17, 2021, vs. Las Vegas
Russell Wilson	29-42-0, 340 yds., 1 TD.	Sept. 12, 2022, at Seattle
Russell Wilson	18-32-1, 308 yds., 3 TD.	Sept. 17, 2023, vs. Washington
Russell Wilson	23-38-1, 306 yds., 1 TD.	Sept. 24, 2023, at Miami

([†] Denotes Franchise Record; *Denotes Postseason; [‡]Denotes Super Bowl)

TOTALS — John Elway 40 (includes four postseason games), Peyton Manning 31 (includes one postseason game), Brian Griese 12, Jay Cutler 10, Kyle Orton 9, Frank Tripucka 5, Charley Johnson 4, Craig Morton 4, Trevor Siemian 4, Steve DeBerg 3, Case Keenum 3, Drew Lock 3, Jake Plummer 3, Russell Wilson 3, Teddy Bridgewater 2, Tim Tebow 2 (includes one postseason game), Joe Flacco 1, Gus Frerotte 1, Jacky Lee 1, John McCormick 1, Marlin Briscoe 1, Steve Tensi 1, Brock Osweiler 1.

Most 300-yard games, season

- 12—Peyton Manning, 2013
- 9—Peyton Manning, 2012
- 8—Jay Cutler, 2008
- 7—Peyton Manning, 2014
- 6—Kyle Orton, 2010
- 5—Brian Griese, 2000
- 5—John Elway, 1995

Most consecutive 300-yard games

- 7—Peyton Manning, 2012-13
- 5—Peyton Manning, 2012
- 4—Peyton Manning, 2013
- 4—Brian Griese, 2002
- 4—Kyle Orton, 2010
- 3—Brian Griese, 2000
- 3—Peyton Manning, 2014

Most 300-yard games by a rookie

- 1—Drew Lock, 2019
- 1—Tim Tebow, 2010
- 1—John Elway, 1983
- 1—Marlin Briscoe, 1968

BIGGEST COMEBACKS

Biggest deficits overcome by the Broncos to win a game in the regular season

Rank	Deficit	Date	Opponent	Score at time of Deficit	Final Score
No. 1	24	Oct. 15, 2012	at San Diego	24-0, 0:24 left in third qtr.	35-24
	24	Sept. 23, 1979	vs. Seattle	34-10, 9:28 left in third qtr.	37-34
	24	Oct. 23, 1960	vs. Boston	24-0, 11:59 left in third qtr.	31-24
No. 4	21	Oct. 1, 2023	at Chicago	28-7, 4:11 left in third qtr.	31-28
	21	Nov. 1, 2020	vs. L.A. Chargers	24-3, 7:38 left in third qtr.	31-30
	21	Dec. 12, 1982	at L.A. Rams	21-0, 10:24 left in second qtr.	27-24
No. 7	19	Dec. 11, 1983	vs. Baltimore	19-0, 7:50 left in third qtr.	21-19
No. 8	17	Dec. 26, 2010	vs. Houston	17-0, 0:22 left in second qtr.	24-23
	17	Nov. 19, 2000	vs. San Diego	24-7, 1:25 left in second qtr. / 27-10, 11:25 left in third qtr.	38-37
	17	Oct. 6, 2019	vs. L.A. Chargers	17-0, 5:17 left in second qtr.	20-13
	17	Oct. 6, 1996	vs. San Diego	17-0, 2:51 left in second qtr.	28-17
	17	Dec. 20, 1985	at Seattle	17-0, 9:16 left in second qtr.	27-24
	17	Sept. 15, 1962	at Buffalo	20-3, 1:39 left in second qtr.	23-20

Biggest deficits overcome by the Broncos to win a game in the postseason

Rank	Deficit	Date	Opponent	Score at time of Deficit	Final Score
No. 1	15	Jan. 4, 1992	vs. Houston (AFC Div.)	21-6, 10:55 left in second qtr.	26-24
No. 2	10	Jan. 7, 1990	at Pittsburgh (AFC Div.)	10-0, 13:22 left in second qtr. / 17-7, :26 left in second qtr.	24-23
	10	Jan. 17, 1999	vs. N.Y. Jets (AFC Chmp.)	10-0, 11:56 left in third qtr.	23-10
No. 4	7	Jan. 25, 1998	vs. Green Bay (S.B. XXXII)	7-0, 10:58 left in first qtr.	31-24
	7	Jan. 11, 1998	at Pittsburgh (AFC Chmp.)	14-7, 12:42 left in second qtr.	24-21
	7	Jan. 11, 1987	at Cleveland (AFC Chmp.)	7-0, 5:19 left in first qtr. / 20-13, 5:43 left in fourth qtr.	23-20 (OT)
No. 7	6	Jan. 8, 2011	vs. Pittsburgh (AFC W.C.)	6-0, :23 left in first qtr.	29-23 (OT)
No. 8	4	Jan. 17, 2015	vs. Pittsburgh (AFC Div.)	10-6, 10:19 left in second qtr. / 13-9, 9:32 left in third qtr.	23-16
	4	Jan. 4, 1987	vs. New England (AFC Div.)	7-3, 14:04 left in second qtr. / 17-13, 2:50 left in third qtr.	22-17

BIGGEST LEADS LOST

Biggest leads lost by the Broncos in losing a game in the regular season

Rank	Lead	Date	Opponent	Score at time of Lead	Final Score
No. 1	24	Nov. 24, 2013	at New England	24-0, 6:10 left in second qtr.	34-31 (OT)
	24	Sept. 26, 1988	vs. L.A. Raiders	24-0, 1:07 left in second qtr.	30-27 (OT)
No. 3	21	Nov. 5, 1978	vs. N.Y. Jets	28-7, 8:19 left in second qtr.	31-28
No. 4	20	Nov. 17, 2019	at Minnesota	20-0, 1:06 left in second qtr.	27-23
	20	Dec. 10, 1995	vs. Seattle	20-0, 5:00 left in second qtr.	31-27
No. 6	18	Sept. 17, 2023	vs. Washington	21-3, 9:01 left in second qtr.	35-33
	18	Sept. 4, 1994	vs. San Diego	24-6, 11:25 left in second qtr.	37-34
No. 8	17	Dec. 20, 2015	at Pittsburgh	27-10, 1:56 left in second qtr.	34-27
	17	Nov. 19, 2006	vs. San Diego	24-7, 9:25 left in third qtr.	35-27
	17	Nov. 14, 1993	vs. Minnesota	20-3, 6:57 left in second qtr.	26-23
	17	Jan. 2, 1994	at L.A. Raiders	27-10, :26 left in second qtr. / 30-13, 10:31 left in third qtr.	33-30 (OT)
	17	Sept. 24, 1967	vs. N.Y. Jets	24-7, 9:08 left in second qtr.	38-24
	17	Oct. 28, 1962	vs. Buffalo	24-7, 5:48 left in second qtr.	45-38

Biggest leads lost by the Broncos in losing a game in the postseason

Rank	Lead	Date	Opponent	Score at time of Lead	Final Score
No. 1	10	Jan. 31, 1988	vs. Washington (S.B. XXII)	10-0, 9:09 left in first qtr.	42-10
No. 2	7	Jan. 12, 2013	vs. Baltimore (AFC Div.)	7-0, 12:14 left in first qtr. / 21-14, 7:26 left in second qtr. / 28-21, 14:47 left in third qtr. / 35-28, 7:11 left in fourth qtr.	38-35 (2OT)
		Dec. 30, 1984	vs. Pittsburgh (AFC Div.)	7-0, 6:30 left in first qtr. / 17-10, 7:15 left in third qtr.	24-17
		Dec. 23, 1979	at Houston (AFC W.C.)	7-3, 3:27 left in first qtr.	13-7
No. 4	3	Dec. 30, 1978	at Pittsburgh (AFC Div.)	3-0, 5:50 left in first qtr.	33-10
	3	Jan. 25, 1987	vs. N.Y. Giants (S.B. XXI)	3-0, 10:51 left in first qtr. / 10-7, 11:39 left in first qtr.	39-20



PLAYER AWARDS AND HONORS

ALL-TIME PLAYER HONORS

2023

Pro Bowl: Marvin Mims Jr., Justin Simmons, Pat Surtain II. **All-NFL:** Marvin Mims Jr. (2nd Team AP, Sporting News), Justin Simmons (2nd team AP), Pat Surtain II (NFLPA). **All-AFC:** Marvin Mims Jr. (PFWA), Pat Surtain II (PFWA). **All-Rookie:** Marvin Mims Jr. (PFWA). **Demaryius Thomas Team MVP Award:** Pat Surtain II. **Darrent Williams Good Guy Award:** Mike McGlinchey.

2022

Pro Bowl: Pat Surtain II. **All-NFL:** Pat Surtain II (1st team AP, PFWA, NFLPA), Justin Simmons (2nd team AP). **All-AFC:** Pat Surtain II (PFWA). **Demaryius Thomas Team MVP Award:** Pat Surtain II. **Darrent Williams Good Guy Award:** Dalton Risner.

2021

All-NFL: Justin Simmons (2nd team AP). **All-Rookie:** Pat Surtain II (PFWA), Javonte Williams (PFWA). **Demaryius Thomas Team MVP Award:** Justin Simmons. **Darrent Williams Good Guy Award:** Teddy Bridgewater. **USAA Salute to Service Award:** Andrew Beck.

2020

Pro Bowl: Bradley Chubb, Justin Simmons. **All-NFL:** Garrett Bolles (2nd team AP). **All-Rookie:** Lloyd Cushenberry III (PFWA).

2019

Pro Bowl: Von Miller, Courtland Sutton. **All-NFL:** Justin Simmons (2nd team AP). **All-Rookie:** Dalton Risner (PFWA), Noah Fant (PFWA).

2018

Pro Bowl: Chris Harris Jr., Casey Kreiter, Phillip Lindsay, Von Miller. **All-NFL:** Von Miller (1st team PFWA, *The Sporting News*, 2nd team AP). **All-AFC:** Phillip Lindsay (PFWA), Von Miller (PFWA). **All-Rookie:** Bradley Chubb (PFWA), Phillip Lindsay (PFWA). **Colorado Sports Hall of Fame Pro Athlete of the Year:** Phillip Lindsay.

2017

Pro Bowl: Von Miller, Aqib Talib. **All-NFL:** Von Miller (1st team PFWA, 2nd team AP). **All-AFC:** Von Miller (PFWA). **All-Rookie:** Garrett Bolles (PFWA). **Defensive Pro Bowl MVP:** Von Miller.

2016

Pro Bowl: Chris Harris Jr., Von Miller, Emmanuel Sanders, Darian Stewart, Aqib Talib, Demaryius Thomas. **All-NFL:** Chris Harris Jr. (1st team AP), Von Miller (1st team AP, PFWA, *The Sporting News*), Aqib Talib (1st team AP, PFWA, *The Sporting News*). **All-AFC:** Von Miller (PFWA), Aqib Talib (PFWA). **All-Rookie:** Riley Dixon (PFWA). **Colorado Sports Hall of Fame Pro Athlete of the Year:** Von Miller.

2015

Pro Bowl: Chris Harris Jr., Von Miller, Aqib Talib, Demaryius Thomas, T.J. Ward, DeMarcus Ware. **All-NFL:** Chris Harris Jr. (2nd team AP), Von Miller (1st team AP, PFWA, *The Sporting News*), **Super Bowl 50 Most Valuable Player (Pete Rozelle Trophy):** Von Miller. **All-AFC:** Chris Harris Jr. (PFWA), Von Miller (PFWA). **Jack Horrigan Award:** John Elway (PFWA). **Executive of the Year:** John Elway (ESPN.com). **Assistant Coach of the Year:** Wade Phillips (PFWA, MMQB.com, ESPN.com). **Paul "Dr. Z" Zimmerman Award:** Wade Phillips (PFWA).

2014

Pro Bowl: C.J. Anderson, Ryan Clady, Chris Harris Jr., Peyton Manning, Von Miller, Emmanuel Sanders, Aqib Talib, Demaryius Thomas, Julius Thomas, T.J. Ward, DeMarcus Ware. **All-NFL:** Chris Harris Jr. (2nd team AP), Von Miller (1st team PFWA, *The Sporting News*, 2nd team AP), Demaryius Thomas (2nd team AP). **All-AFC:** Chris Harris Jr. (PFWA), Von Miller (PFWA), Demaryius Thomas (PFWA).

2013

Pro Bowl: Peyton Manning, Matt Prater, Demaryius Thomas, Julius Thomas, Louis Vasquez. **All-NFL:** Peyton Manning (1st team AP, PFWA, *The Sporting News*), Matt Prater (2nd team AP), Demaryius Thomas (2nd team AP), Louis Vasquez (first team AP, PFWA). **NFL Most Valuable Player:** Peyton Manning (AP). **NFL Offensive Player of the Year:** Peyton Manning (*The Sporting News*). **AFC Offensive Player of the Year:** Peyton Manning (Kansas City 101 Club). **FedEx Air Player of the Year:** Peyton Manning. **2013 Sports Illustrated Sportsman of the Year:** Peyton Manning. **Colorado Sports Hall of Fame Male Athlete of the Year:** Peyton Manning.

2012

Pro Bowl: Champ Bailey, Zane Beadles, Ryan Clady, Elvis Dumervil, Peyton Manning, Von Miller, Demaryius Thomas. **All-NFL:** Champ Bailey (2nd team AP), Ryan Clady (1st team AP, Pro Football Weekly/PFWA, *The Sporting News*), Peyton Manning (1st team AP, Pro Football Weekly/PFWA, Sports Illustrated), Von Miller (1st team AP, Pro Football Weekly/PFWA, *The Sporting News*, Sports Illustrated). **Comeback Player of the Year:** Peyton Manning (AP, Sports Illustrated). **AFC Offensive Player of the Year:** Peyton Manning (Kansas City 101 Club). **FedEx Air Player of the Year:** Peyton Manning. **Colorado Sports Hall of Fame Pro Athlete of the Year:** Peyton Manning.

2011

Pro Bowl: Champ Bailey, Ryan Clady, Brian Dawkins, Elvis Dumervil, Willis McGahee, Von Miller. **All-NFL:** Chris Kuper (1st team Dallas Morning News), Von Miller (1st team Dallas Morning News, 2nd team AP). **All-AFC:** Elvis Dumervil (Pro Football Weekly/PFWA), Von Miller (Pro Football Weekly/PFWA). **NFL Defensive Rookie of the Year:** Von Miller (AP, Sports Illustrated, Dallas Morning News, Football Outsiders). **All-Rookie:** Orlando Franklin (Football Outsiders), Chris Harris (Pro Football Weekly/PFWA, Football Outsiders), Von Miller (Pro Football Weekly/PFWA, Football Outsiders). **Colorado Sports Hall of Fame Pro Athlete of the Year:** Tim Tebow. **GMC Never Say Never Moment of the Year Award:** Tim Tebow. **PFWA Good Guy Award (National Chapter):** Tim Tebow.

2010

Pro Bowl: Champ Bailey, Brandon Lloyd. **All-NFL:** Brandon Lloyd (2nd team AP).

2009

Pro Bowl: Champ Bailey, Ryan Clady, Brian Dawkins, Elvis Dumervil, Brandon Marshall. **All-NFL:** Ryan Clady (1st team AP, Pro Football Weekly/PFWA, *The Sporting News*, ESPN.com), Brian Dawkins (2nd team AP, *The Sporting News*), Elvis Dumervil (1st team AP, Pro Football Weekly/PFWA, *The Sporting News*, ESPN.com). **All-Rookie:** Knowshon Moreno (Pro Football Weekly/PFWA, *The Sporting News*), **NFL Alumni Pass Rusher of the Year:** Elvis Dumervil.

2008

Pro Bowl: Jay Cutler, Brandon Marshall, Casey Wiegmann. **All-NFL:** Ryan Clady (2nd team AP), Ryan Harris (Sports Illustrated). **All-AFC:** Ryan Clady (Pro Football Weekly/PFWA). **All-Rookie:** Ryan Clady (Pro Football Weekly/PFWA, *The Sporting News*), Brett Kern (Pro Football Weekly/PFWA, *The Sporting News*), Eddie Royal (Pro Football Weekly/PFWA, *The Sporting News*). **Colorado Sports Hall of Fame Inductee:** Rod Smith (Class of 2009).

2007

Pro Bowl: Champ Bailey, John Lynch. **All-NFL:** Champ Bailey (2nd team AP).

2006

Pro Bowl: Champ Bailey, John Lynch, Al Wilson (Wilson did not play in game due to injury). **All-NFL:** Champ Bailey (1st team AP, Pro Football Weekly/PFWA, *The Sporting News*, Sports Illustrated), Tom Nalen (Sports Illustrated), Al Wilson (2nd team AP). **All-AFC:** Champ Bailey (Pro Football Weekly/PFWA). **Colorado Sports Hall of Fame Pro Athlete of the Year:** Champ Bailey. **Colorado Sports Hall of Fame Inductee:** Pat Bowlen (Class of 2007).

2005

Pro Bowl: Champ Bailey, John Lynch, Rod Smith, Al Wilson. **All-NFL:** Champ Bailey (1st team AP, Pro Football Weekly/PFWA, *The Sporting News*, USA Today), Matt Lepsis (Sports Illustrated), Tom Nalen (Sports Illustrated), Al Wilson (1st team AP, *The Sporting News*). **All-AFC:** Champ Bailey (Pro Football Weekly/PFWA), Al Wilson (Pro Football Weekly/PFWA). **All-Rookie:** Darrent Williams (Pro Football Weekly/PFWA, NFL.com). **Colorado Sports Hall of Fame Pro Athlete of the Year:** Champ Bailey.

2004

Pro Bowl: Champ Bailey, John Lynch. **AI-NFL:** Champ Bailey (1st team AP, The Sporting News, Pro Football Weekly), John Lynch (2nd team College & Pro Football Newsweekly). **AI-AFC:** Champ Bailey (Pro Football Weekly). **AI-Rookie:** D.J. Williams (Pro Football Weekly).

2003

Pro Bowl: Tom Nalen, Clinton Portis, Al Wilson. **AI-NFL:** Tom Nalen (1st team AP, Pro Football Weekly). **AI-AFC:** Tom Nalen (Pro Football Weekly). **NFL Alumni Offensive Lineman of the Year:** Tom Nalen.

2002

Pro Bowl: Trevor Pryce, Al Wilson (Wilson did not play in game due to injury). **AI-NFL:** Al Wilson (2nd team Football Digest). **NFL Offensive Rookie of the Year:** Clinton Portis (AP, Pro Football Weekly, Football Digest). **NFL Rookie of the Year:** Clinton Portis (Sports Illustrated/Dr. Z). **AI-Rookie:** Clinton Portis (Pro Football Weekly).

2001

Pro Bowl: Dwayne Carswell, Jason Elam, Ian Gold, Deltha O'Neal, Trevor Pryce, Rod Smith, Al Wilson (Pryce and Smith did not play in game due to injury). **AI-NFL:** Jason Elam (2nd team AP, College & Pro Football Newsweekly and Football News), Trevor Pryce (2nd team AP and College & Pro Football Newsweekly), Rod Smith (1st team Football Digest, 2nd team AP), Deltha O'Neal (2nd team College & Pro Football Newsweekly). **AI-AFC:** Jason Elam (Pro Football Weekly, Football News), Ian Gold (Pro Football Weekly), Deltha O'Neal (Pro Football Weekly), Trevor Pryce (Football News), Rod Smith (Pro Football Weekly). **NFL Alumni Special Teams Player of the Year:** Jason Elam.

2000

Pro Bowl: Brian Griese, Tom Nalen, Trevor Pryce, Rod Smith (Griese and Nalen did not play in game due to injury). **AI-NFL:** Howard Griffith (2nd team College & Pro Football Newsweekly and Football Digest), Ed McCaffrey (Sports Illustrated), Tom Nalen (AP, USA Today, Sports Illustrated, The Sporting News, Football Digest; 2nd team College & Pro Football Newsweekly), Trevor Pryce (2nd team College & Pro Football Newsweekly), Rod Smith (USA Today, College & Pro Football Newsweekly, Football Digest; 2nd team AP). **AI-AFC:** Tom Nalen (Pro Football Weekly, Football News), Trevor Pryce (Pro Football Weekly, Football News), Rod Smith (Pro Football Weekly, Football News). **NFL Offensive Rookie of the Year:** Mike Anderson (AP, Pro Football Weekly, Football Digest). **NFL Rookie of the Year:** Mike Anderson (USA Today). **AI-Rookie:** Mike Anderson (Pro Football Weekly, Football News, Football Digest), Deltha O'Neal (punt returner—Football News).

1999

Pro Bowl: Tom Nalen, Trevor Pryce, Detron Smith (Nalen did not play in game due to injury). **AI-NFL:** Trevor Pryce (AP, Sports Illustrated, College & Pro Football Newsweekly, 2nd team Football Digest), Tom Nalen (The Sporting News, Football Digest, 2nd team AP). **AI-AFC:** Trevor Pryce (Pro Football Weekly), Detron Smith (special teams; Pro Football Weekly). **AI-Rookie:** Olandis Gary (Pro Football Weekly, College & Pro Football Newsweekly, Football News, Football Digest), Chris Watson (kick returner; College & Pro Football Newsweekly).

1998

Pro Bowl: Steve Atwater, Terrell Davis, Jason Elam, John Elway, Tony Jones, Ed McCaffrey, Tom Nalen, Bill Romanowski, Mark Schlereth, Shannon Sharpe (Davis and Sharpe did not play in game due to injury). **AI-NFL:** Terrell Davis (AP, Sports Illustrated, The Sporting News, USA Today, Pro Football Weekly, College & Pro Football Newsweekly, Football Digest), Jason Elam (2nd team AP, College & Pro Football Newsweekly, Football Digest), Howard Griffith (2nd team Football Digest), Ed McCaffrey (2nd team AP), Tom Nalen (USA Today), Mark Schlereth (2nd team College & Pro Football Newsweekly), Shannon Sharpe (AP, The Sporting News, USA Today, Pro Football Weekly, College & Pro Football Newsweekly, Football Digest), Rod Smith (2nd team College & Pro Football Newsweekly). **AI-AFC:** Terrell Davis (Pro Football Weekly, Football News), Jason Elam (Pro Football Weekly, Football News), Vaughn Hebronn (kick returner—Pro Football Weekly), Ed McCaffrey (Football News), Shannon Sharpe (Pro Football Weekly, Football News). **AI-Rookie:** Eric Brown (Football News, Football Digest, College & Pro Football Newsweekly). **Super Bowl XXXIII Most Valuable Player (Pete Rozelle Trophy):** John Elway. **NFL Most Valuable Player:** Terrell Davis (AP, Pro Football Weekly, Pro Football Writers of America). **NFL Player of the Year:** Terrell Davis (The Sporting News, Football Digest, NFL Films). **NFL Offensive Player of the Year:** Terrell Davis (AP, College & Pro Football Newsweekly). **AFC Player of the Year:** Terrell Davis (Football News). **AFC Offensive Player of the Year:** Terrell Davis (Kansas City 101 Club). **San Diego Hall of Champions Professional Star of the Year:** Terrell Davis. **Colorado Sports Hall of Fame Inductee:** John Elway (Class of 1999). **Colorado Sports Hall of Fame Professional Athlete of the Year:** Terrell Davis. **ESPY Award for Pro Football Performer of the Year:** Terrell Davis.

1997

Pro Bowl: Terrell Davis, John Elway, Tom Nalen, Shannon Sharpe, Neil Smith (Elway did not play in game due to injury). **AI-NFL:** Terrell Davis (AP, Sports Illustrated, The Sporting News, USA Today, Pro Football Weekly, College & Pro Football Newsweekly, Football News, Football Digest), John Elway (College & Pro Football Newsweekly 2nd team), Darrien Gordon (1st team punt returner—Sports Illustrated, The Sporting News, USA Today, Pro Football Weekly; 2nd team punt returner—Football Digest, College & Pro Football Newsweekly), John Mobley (1st team AP, The Sporting News, Pro Football Weekly, Football Digest; 2nd team College & Pro Football Newsweekly), Tom Nalen (2nd team College & Pro Football Newsweekly), Mark Schlereth (Sports Illustrated), Shannon Sharpe (AP, The Sporting News, USA Today, Pro Football Weekly, College & Pro Football Newsweekly 1st team; Football Digest 2nd team). **AI-AFC:** John Elway (Pro Football Weekly, Football News), Darrien Gordon (punt returner—Pro Football Weekly, Football News), John Mobley (Pro Football Weekly), Shannon Sharpe (Pro Football Weekly). **Super Bowl XXVII Most Valuable Player (Pete Rozelle Trophy):** Terrell Davis. **AFC Player of the Year:** Terrell Davis (Football News, Touchdown Club of Columbus). **AFC Offensive Player of the Year:** Terrell Davis (Kansas City 101 Club). **San Diego Hall of Champions Professional Star of the Year:** Terrell Davis. **Colorado Sports Hall of Fame King of the Hill Award:** Terrell Davis. **ESPY Award for Best Performance Under Pressure:** Terrell Davis.

1996

Pro Bowl: Steve Atwater, Tyrone Braxton, Terrell Davis, John Elway, Michael Dean Perry, Bill Romanowski, Shannon Sharpe, Alfred Williams, Gary Zimmerman (Atwater, Elway and Zimmerman did not play in game due to injury). **AI-NFL:** Steve Atwater (AP 2nd team), Terrell Davis (AP, Sports Illustrated, The Sporting News, USA Today, Pro Football Weekly, Football News, College & Pro Football Newsweekly), John Elway (AP 2nd team, College & Pro Football Newsweekly 2nd team, Football Digest 2nd team), Bill Romanowski (College & Pro Football Newsweekly 2nd team), Shannon Sharpe (AP, Sports Illustrated, The Sporting News, Pro Football Weekly, Football Digest, College & Pro Football Newsweekly), Alfred Williams (AP, The Sporting News, Pro Football Weekly, Football Digest, College & Pro Football Newsweekly 2nd team). **AI-AFC:** Steve Atwater (UPI, Pro Football Weekly), Tyrone Braxton (Football News, UPI 2nd team), Terrell Davis (UPI, Football News), John Elway (UPI, Pro Football Weekly, Football News), Michael Dean Perry (UPI 2nd team), Bill Romanowski (UPI 2nd team), Shannon Sharpe (UPI, Football News), Alfred Williams (UPI, Football News), Gary Zimmerman (UPI, Football News). **NFL AI-Rookie Team:** John Mobley (Pro Football Weekly, Football News, College & Pro Football Newsweekly). **NFL Most Valuable Player:** Terrell Davis (Sports Illustrated). **NFL Offensive Player of the Year:** Terrell Davis (AP). **AFC Player of the Year:** John Elway (Football News, Touchdown Club of Columbus). **AFC Most Valuable Player:** John Elway (NFLPA). **AFC Offensive Player of the Year:** Terrell Davis (UPI). **John Elway (Kansas City 101 Club).** **NFL Coach of the Year:** Mike Shanahan (Touchdown Club of Columbus). **AFC Coach of the Year:** Mike Shanahan (Kansas City 101 Club).

1995

Pro Bowl: Steve Atwater, Jason Elam, Glyn Milburn, Anthony Miller, Shannon Sharpe, Gary Zimmerman (Zimmerman did not play in game due to injury). **AI-NFL:** Steve Atwater (College & Pro Football Newsweekly 2nd team), Jason Elam (AP 2nd team, College & Pro Football Newsweekly 2nd team, Football Digest 2nd team), Glyn Milburn (AP 2nd team, Sporting News 1st team, College & Pro Football Newsweekly 2nd team, Football Digest 1st team), Shannon Sharpe (AP 2nd team), Gary Zimmerman (AP 2nd team, Football Digest 1st team). **AI-AFC:** Steve Atwater (UPI 1st team), Terrell Davis (UPI 2nd team), Jason Elam (UPI 1st team), Glyn Milburn (Football News 1st team), Michael Dean Perry (UPI 2nd team), Shannon Sharpe (UPI 2nd team), Gary Zimmerman (Football News 1st team, UPI 1st team). **NFL AI-Rookie Team:** Terrell Davis (College & Pro Football Newsweekly, Football News, Pro Football Weekly). **NFL Rookie of the Year:** Terrell Davis (Football Digest). **Earl Hartman Awards (Broncos Most Valuable Players):** Terrell Davis (offense), Steve Atwater (defense), Glyn Milburn (special teams). **Bob Peck Award (Most Inspirational Player):** Michael Dean Perry. **Bob Martin Award (For cooperation with local media):** Lionel Washington.

1994

Pro Bowl: Steve Atwater, John Elway, Shannon Sharpe, Gary Zimmerman (Sharpe did not play in game). **AI-NFL:** Shannon Sharpe (College & Pro Football Newsweekly 2nd team, Football Digest 2nd team). **AI-AFC:** Tom Rouen (UPI 2nd team), Shannon Sharpe (UPI 2nd team), Gary Zimmerman (UPI 2nd team). **Earl Hartman Awards (Broncos Most Valuable Players):** John Elway (offense), Steve Atwater (defense), Ray Jacobs (special teams). **Bob Peck Award (Most Inspirational Player):** Shannon Sharpe. **Bob Martin Award (For cooperation with local media):** Shannon Sharpe.

1993

Pro Bowl: Steve Atwater, John Elway, Karl Mecklenburg, Shannon Sharpe, Dennis Smith. **All-NFL:** John Elway (AP 2nd team, College & Pro Football Newsweekly 2nd team, Football Digest 2nd team), Simon Fletcher (Football Digest 2nd team), Shannon Sharpe (AP, Pro Football Weekly/Pro Football Writers of America, The Sporting News, Sports Illustrated, College & Pro Football Newsweekly, Football Digest), Dennis Smith (College & Pro Football Newsweekly 2nd team), Gary Zimmerman (AP 2nd team, College & Pro Football Newsweekly 2nd team). **All-AFC:** Steve Atwater (UPI, Football News), John Elway (UPI, Football News), Shannon Sharpe (UPI, Football News). **NFL All-Rookie:** Jason Elam (Pro Football Weekly/Pro Football Writers of America, Football News, College & Pro Football Newsweekly, Football Digest). **AFC Most Valuable Player:** John Elway (NFL Players Association). **AFC Player of the Year:** John Elway (Football News). **AFC Offensive Player of the Year:** John Elway (UPI, Kansas City 101 Club). **Rookie Coach of the Year:** Wade Phillips (College & Pro Football Newsweekly). **Earl Hartman Awards (Broncos Most Valuable Players):** John Elway (offense), Simon Fletcher (defense), Reggie Rivers (special teams). **Bob Peck Award (Most Inspirational Player):** Dennis Smith. **Bob Martin Award (For cooperation with local media):** Tyrone Braxton.

1992

Pro Bowl: Steve Atwater, Michael Brooks, Shannon Sharpe. **All-NFL:** Steve Atwater (AP, Pro Football Weekly/Pro Football Writers of America, The Sporting News, Football Digest), Michael Brooks (Sports Illustrated, College and Pro Football Newsweekly 2nd team), Greg Kragen (AP 2nd team, College and Pro Football Newsweekly 2nd team). **All-AFC:** Steve Atwater (Football News). **NFL All-Rookie:** Russell Freeman (Football News, College and Pro Football Newsweekly), Arthur Marshall (Pro Football Weekly/Pro Football Writers of America, Football News, College and Pro Football Newsweekly). **Colorado Sports Hall of Fame Pro Athlete of the Year:** Michael Brooks. **Earl Hartman Awards (Broncos Most Valuable Players):** John Elway (offense), Simon Fletcher (defense), Keith Traylor (special teams). **Bob Peck Award (Most Inspirational Player):** Dennis Smith. **Bob Martin Award (For cooperation with local media):** Reggie Rivers.

1991

Pro Bowl: Steve Atwater, John Elway, Gaston Green, Karl Mecklenburg, Dennis Smith. **All-NFL:** Steve Atwater (AP, Pro Football Weekly, College and Pro Football Newsweekly 2nd-team), Greg Kragen (Sports Illustrated), All-AFC: Steve Atwater (Football News, Pro Football Weekly). **AFC Coach of the Year:** Dan Reeves (Football News, Kansas City 101 Club). **NFL Rookie of the Year:** Mike Croel (Bert Bell All-World Almanac, Pro Football Weekly, Washington Touchdown Club, Pro-Set). **NFL Defensive Rookie of the Year:** Mike Croel (AP, College and Pro Football Newsweekly). **NFL All-Rookie:** Mike Croel (Football News, Pro Football Weekly, College and Pro Football Newsweekly, Football Digest), Reggie Johnson (Pro Football Digest), Keith Traylor (Pro Football Weekly, Football Digest). **Earl Hartman Award Winners (Broncos Most Valuable Players):** John Elway (offense), Dennis Smith (defense), Alton Montgomery (special teams). **Bob Peck Memorial Award (Most Inspirational Player):** Kenny Walker. **Bob Martin Award (For cooperation with local media):** Greg Kragen.

1990

Pro Bowl: Steve Atwater, Bobby Humphrey, Dennis Smith. **All-NFL:** Steve Atwater (College and Pro Football Newsweekly-second team), Mike Horan (College and Pro Football Newsweekly-second team). **All-AFC:** Steve Atwater (UPI, Football News), Mike Horan (UPI-second team, Football News). **Earl Hartman Award (Broncos Most Valuable Players):** Bobby Humphrey (offense), Steve Atwater (defense), Kevin Clark (special teams). **Bob Peck Memorial Award (Most Inspirational Player):** Keith Kartz. **Bob Martin Award (for cooperation with media):** Mark Jackson.

1989

Pro Bowl: John Elway, Greg Kragen, Karl Mecklenburg, Dennis Smith, David Treadwell. **All-NFL:** Mike Horan (College and Pro Football Newsweekly 2nd team), Karl Mecklenburg (AP, Pro Football Weekly, Sports Illustrated, NEA-World Almanac, Football Digest), Dennis Smith (AP 2nd team). **All-AFC:** Greg Kragen (Pro Football Weekly), Karl Mecklenburg (UPI, Pro Football Weekly, Football News), Dennis Smith (Pro Football Weekly, UPI 2nd team), David Treadwell (UPI, Pro Football Weekly, Football News). **NFL Rookie of the Year:** Bobby Humphrey (Touchdown Club of Washington, D.C.). **NFL Offensive Rookie of the Year:** Bobby Humphrey (NFL Players Association). **NFL Defensive Rookie of the Year:** Steve Atwater (Football Digest). **AFC Offensive Rookie of the Year:** Bobby Humphrey (Mackey Award). **NFL All-Rookie:** Steve Atwater (UPI, Pro Football Weekly, PFWA, College and Pro Football Newsweekly, Football Digest), Bobby Humphrey (UPI, Pro Football Weekly, PFWA, College and Pro Football Newsweekly), David Treadwell (Football Digest), Doug Widell (College and Pro Football Newsweekly, Football Digest). **Colorado Sports Hall of Fame Pro Athlete of the Year:** Bobby Humphrey. **Earl Hartman Award Winners (Broncos Most Valuable Players):** Bobby Humphrey (offense), Dennis Smith (defense), David Treadwell (special teams). **Bob Peck Memorial Award (Most Inspirational Player):** Marc Munford.

1988

Pro Bowl: Mike Horan. **All-NFL:** Mike Horan (AP, PFWA, The Sporting News, College and Pro Football Newsweekly, Sports Illustrated, World Almanac 2nd team). **All-AFC:** Mike Horan (UPI, Football News). **NFL All-Rookie:** Gerald Perry (UPI, Football Digest). **Earl Hartman Award Winners (Broncos Most Valuable Players):** John Elway and Sammy Winder (offense), Simon Fletcher (defense), Ken Bell (special teams). **Bob Peck Memorial Award (Most Inspirational Player):** Keith Bishop and Billy Bryan.

1987

Pro Bowl: Keith Bishop, John Elway, Karl Mecklenburg. **All-NFL:** Keith Bishop (Sports Illustrated, NEA-second team), John Elway (The Sporting News, NEA, AP-second team), Karl Mecklenburg (NEA, AP-second team). **All-AFC:** Keith Bishop (UPI-second team), John Elway (UPI, Pro Football Weekly, Football News), Rulon Jones (UPI-second team), Karl Mecklenburg (UPI, Pro Football Weekly, Football News). **NFL Most Valuable Player:** John Elway (AP). **AFC Most Valuable Player:** John Elway (NFLPA). **AFC Player of the Year:** John Elway (Football News). **AFC Offensive Player of the Year:** John Elway (UPI, Kansas City 101 Club). **NFL All Rookie:** Ricky Nattiel (UPI, College and Pro Football Newsweekly, Football Digest, PFWA, Pro Football Weekly). **Earl Hartman Award Winners (Broncos Most Valuable Players):** John Elway (offense), Karl Mecklenburg (defense), Ken Bell (special teams). **Bob Peck Memorial Award (Most inspirational Player):** Keith Bishop.

1986

Pro Bowl: Keith Bishop, John Elway, Rulon Jones, Karl Mecklenburg, Dennis Smith, Sammy Winder. **All-NFL:** John Elway (AP-honorable mention), Keith Bishop (AP-honorable mention), Mike Harden (AP-honorable mention), Rulon Jones (AP, Pro Football Weekly, Sports Illustrated, PFWA, The Sporting News, Football News, Football Digest, NEA-second team), Karl Mecklenburg (AP, Pro Football Weekly, Sports Illustrated, PFWA, The Sporting News, Football News, Football Digest, NEA), Dennis Smith (AP-honorable mention, Football News second team, NEA). **All-AFC:** Keith Bishop (UPI-second team, Football News), John Elway (UPI-second team), Rulon Jones (UPI, Pro Football Weekly, Football News), Karl Mecklenburg (UPI, Pro Football Weekly, Football News), Dennis Smith (Pro Football Weekly), Gerald Willhite (UPI-second team). **AFC Defensive Player of the Year:** Rulon Jones (UPI). **AFC Player of the Year:** Karl Mecklenburg (Football News). **Colorado Sports Hall of Fame King of the Hill Award:** John Elway. **Seattle Gold Helmet Award (Professional Football Player of the Year):** John Elway. **Earl Hartman Award Winners (Broncos Most Valuable Players):** John Elway (offense), Mike Harden (defense), Darren Comeaux (special teams). **Bob Peck Memorial Award (Most Inspirational Player):** Tom Jackson.

1985

Pro Bowl: Rulon Jones, Karl Mecklenburg, Dennis Smith, Louis Wright. **All-NFL:** John Elway (AP-honorable mention), Rulon Jones (AP-2nd team, The Sporting News, Sports Illustrated), Karl Mecklenburg (AP, Sports Illustrated, PFWA, The Football News, NEA), Dennis Smith (AP-honorable mention), Louis Wright (AP honorable mention). **All-AFC:** Rulon Jones (UPI), Karl Mecklenburg (UPI), Dennis Smith (UPI-2nd team), Louis Wright (UPI). **Earl Hartman Award Winners (Broncos Most Valuable Players):** John Elway (offense), Rulon Jones (defense), Daniel Hunter (special teams). **Bob Peck Memorial Award (Most Inspirational Player):** Tom Jackson.

1984

Pro Bowl: Sammy Winder. **All-NFL:** Tom Jackson (CPFW-2nd team), Dennis Smith (Pro Football Weekly, CPFW-2nd team), Louis Wright (The Sporting News, Sports Illustrated, Pro Football Weekly, NEA-2nd team, CPFW-2nd team). **All-AFC:** Tom Jackson (Pro Football Weekly, UPI 2nd team), Dennis Smith (Pro Football Weekly, UPI-2nd team), Sammy Winder (UPI-2nd team), Louis Wright (Pro Football Weekly, UPI-2nd team). **All-Rookie:** Winford Hood (UPI), Clarence Kay (PFWA, Pro Football Weekly). **Colorado Sports Hall of Fame Pro Athlete of the Year:** Tom Jackson. **Earl Hartman Award Winners (Broncos Most Valuable Players):** Steve Watson (offense), Louis Wright (defense), Ken Woodard (special teams). **Bob Peck Memorial Award (Most Inspirational Player):** Tom Jackson. **NFL Coach of the Year:** Dan Reeves (NFL-Sports Illustrated, Pro Football Weekly, College and Pro Football Newsweekly, AFC-Kansas City 101 Club, Football News).

1983

Pro Bowl: Randy Gradishar, Louis Wright (DNP). **All-NFL:** Randy Gradishar (AP-2nd team), Louis Wright (NEA, CPFN-2nd team). **All-AFC:** Randy Gradishar (UPI-2nd team). **Earl Hartman Award Winners (Broncos Most Valuable Players):** Steve Watson (offense), Randy Gradishar (defense), Ken Woodard (special teams). **Bob Peck Memorial Award (Most Inspirational Player):** Tom Jackson.

1982

Pro Bowl: Randy Gradishar, Luke Prestridge, Rick Upchurch. **AII-NFL:** Randy Gradishar (Football Digest), Luke Prestridge (AP, Football Digest), Rick Upchurch (AP, Football Digest). **AII-AFC:** Randy Gradishar (UPI), Luke Prestridge (UPI). **Earl Hartman Award Winners (Broncos Most Valuable Players):** Billy Bryan (offense), Louis Wright (defense), Rick Upchurch and Rob Lytle (special teams). **Bob Peck Memorial Award (Most Inspirational Player):** Tom Jackson.

1981

Pro Bowl: Randy Gradishar, Bob Swenson, Bill Thompson, Steve Watson. **AII-NFL:** Randy Gradishar (AP 2nd team, NEA-2nd team, Pro Football Weekly, The Sporting News), Bob Swenson (AP, NEA, The Sporting News). **AII-AFC:** Randy Gradishar (UPI), Bill Thompson (UPI), Steve Watson (UPI). **Earl Hartman Award Winners (Broncos Most Valuable Players):** Steve Watson (offense), Bob Swenson (defense), Jim Ryan (special teams). **Bob Peck Memorial Award (Most Inspirational Player):** Tom Jackson.

1980

AII-NFL: Randy Gradishar (The Sporting News), Fred Steinfort (Pro Football Weekly, The Sporting News). **AII-AFC:** Fred Steinfort (UPI). **Pro Football Weekly Golden Toe Award:** Fred Steinfort. **Earl Hartman Award Winners (Broncos Most Valuable Players):** Bill Bryan (offense), Randy Gradishar (defense), Fred Steinfort (special teams).

1979

Pro Bowl: Randy Gradishar, Tom Jackson, Rick Upchurch, Louis Wright. **AII-NFL:** Randy Gradishar (PFWA, Pro Football Weekly, AP-2nd team), Rick Upchurch (PFWA, Pro Football Weekly, AP-2nd team), Louis Wright (AP, NEA, PFWA, Pro Football Weekly). **AII-AFC:** Randy Gradishar (Pro Football Weekly, The Sporting News, UPI-2nd team), Bob Swenson (UPI-2nd team), Bill Thompson (UPI), Rick Upchurch (Pro Football Weekly), Louis Wright (UPI, Pro Football Weekly, The Sporting News). **Earl Hartman Award Winners (Broncos Most Valuable Players):** Craig Morton (offense), Bob Swenson (defense), Larry Canada (special teams).

1978

Pro Bowl: Lyle Alzado, Randy Gradishar, Tom Jackson, Riley Odoms, Bill Thompson, Rick Upchurch, Louis Wright. **AII-NFL:** Lyle Alzado (AP), Randy Gradishar (AP, PFWA, PFW, NEA), Tom Jackson (AP), Rick Upchurch (AP, PFWA, PFW), Louis Wright (AP, PFWA, PFW, NEA). **AII-AFC:** Lyle Alzado (UPI, PFW, TSN), Steve Foley (UPI), Randy Gradishar (UPI, PFW, TSN), Tom Jackson (UPI), Bill Thompson (UPI, PFW, TSN), Rick Upchurch (PFW), Louis Wright (UPI, PFW, TSN). **NFL Defensive Player of the Year:** Randy Gradishar (AP, PFW, NEA). **AFC Defensive Player of the Year:** Randy Gradishar (UPI, Kansas City 101 Club). **NFL Defensive Lineman of the Year:** Barney Chavous (Pittsburgh Courier). **Colorado Sports Hall of Fame Pro Athlete of the Year:** Randy Gradishar. **Earl Hartman Award Winners (Broncos Most Valuable Players):** Riley Odoms (offense), Randy Gradishar (defense), Maurice Harvey (special teams).

1977

Pro Bowl: Lyle Alzado, Randy Gradishar, Tom Jackson, Bill Thompson, Louis Wright. **AII-NFL:** Lyle Alzado (AP, UPI, PFW), Randy Gradishar (AP, UPI, PFW), Tom Jackson (AP, UPI, PFW), Bill Thompson (AP). **AII-AFC:** Louis Wright (PFW), Bill Thompson (PFW). **AFC Defensive Player of the Year:** Lyle Alzado (Kansas City 101 Club). **Colorado Sports Hall of Fame Pro Athlete of the Year:** Craig Morton. **Earl Hartman Award Winners (Broncos Most Valuable Players):** Craig Morton (offense), Tom Jackson (defense), Rick Upchurch (special teams). **NFL Coach of the Year:** Red Miller (AP, UPI, PFW, TSN, Football Digest, Washington Touchdown Club, Kansas City 101 Club, Columbus Touchdown Club).

1976

Pro Bowl: Otis Armstrong, Rick Upchurch. **AII-NFL:** KR Rick Upchurch (AP). **Earl Hartman Award Winners (Broncos Most Valuable Players):** Riley Odoms (offense), Tom Jackson (defense), Rick Upchurch (special teams).

1975

Pro Bowl: Randy Gradishar, Riley Odoms. **AII-Pro:** Riley Odoms (NEA-second team). **AII-AFC:** TE Riley Odoms (AP). **Earl Hartman Award Winners (Broncos Most Valuable Players):** Bobby Maples (offense), Lyle Alzado (defense), Jim Turner (special teams).

1974

Pro Bowl: Otis Armstrong, Riley Odoms. **AII-Pro:** Otis Armstrong, Riley Odoms. **Earl Hartman Award Winners (Broncos Most Valuable Players):** Otis Armstrong (offense), Tom Jackson (defense), Ken Criter (special teams).

1973

Pro Bowl: Floyd Little, Haven Moses, Riley Odoms, Paul Smith. **AII-Pro:** Riley Odoms (PFWA-second team, NEA-first team), Paul Smith (PFWA-second team, NEA-second team). **AII-AFC:** TE Riley Odoms (AP, UPI). **NFLPA Rookie of the Year:** Barney Chavous. **AII-Rookie:** Barney Chavous (AP, UPI). **Earl Hartman Award Winners (Broncos Most Valuable Players):** Charley Johnson (offense), Paul Smith (defense). **Colorado Sports Hall of Fame Pro Athlete of the Year:** Paul Smith. **AFC Coach of the Year:** John Ralston (AP, UPI, PFWA, Kansas City 101 Club).

1972

Pro Bowl: Paul Smith. **Colorado Sports Hall of Fame Pro Athlete of the Year:** Floyd Little.

1971

Pro Bowl: Rich Jackson, Floyd Little. **AII-Pro:** Floyd Little (PFWA-second team). **AII-AFC:** Floyd Little (AP, UPI).

1970

Pro Bowl: Rich Jackson, Floyd Little. **AII-Pro:** Rich Jackson (PFWA-first team), Floyd Little (PFWA-second team). **AII-AFC:** Rich Jackson (AP, UPI), Floyd Little (AP, UPI). **Colorado Sports Hall of Fame Pro Athlete of the Year:** Rich Jackson.

1969

AII-Pro: Rich Jackson (second team), Floyd Little (first team). **AII-AFL:** Rich Jackson (AP, UPI, NEA), Floyd Little (AP, UPI, NEA). **AFL All-Star Game:** Dave Costa, Mike Current, Al Denson, George Goeddeke, Rich Jackson, Floyd Little.

1968

AII-AFL: Rich Jackson (AP, UPI). **AFL All-Star Game:** Dave Costa, Rich Jackson, Floyd Little.

1967

AII-AFL: Al Denson (NEA). **AFL All-Star Game:** Dave Costa, Al Denson, Larry Kaminski, Nemiah Wilson.

1966

AII-AFL (The Sporting News): Bob Scarpiotto. **AFL All-Star Game:** John Bramlett, Goose Gonsoulin, Bob Scarpiotto, Jerry Sturm.

1965

AII-AFL (The Sporting News): Eldon Danenhauer, Cookie Gilchrist, Lionel Taylor. **AFL All-Star Game:** Eldon Danenhauer, Cookie Gilchrist.

1964

AII-AFL (The Sporting News): Willie Brown. **AFL All-Star Game:** Willie Brown, Jim Fraser, Goose Gonsoulin, Jerry Sturm.

1963

AII-AFL (The Sporting News): Goose Gonsoulin. **AFL All-Star Game:** Goose Gonsoulin, Bud McFadin. **AFL Rookie of the Year:** Billy Joe (The Sporting News' Players' Poll).

1962

AII-AFL (The Sporting News): Eldon Danenhauer, Goose Gonsoulin, Bud McFadin, Bob Zeman. **AFL All-Star Game:** Eldon Danenhauer, Jim Fraser, Goose Gonsoulin, Bud McFadin, Gene Mingo, Lionel Taylor, Frank Tripucka, Bob Zeman. **AFL Coach of the Year:** Jack Faulkner (AP, UPI).

1961

AII-AFL (The Sporting News): Bud McFadin, Lionel Taylor. **AFL All-Star Game:** Ken Adamson, Goose Gonsoulin, Bud McFadin, Don Stone.

1960

AII-AFL (The Sporting News): Goose Gonsoulin, Bud McFadin, Lionel Taylor.

BRONCOS IN THE PRO BOWL (1970-2023)

(Please see year-by-year Broncos Pro Bowlers and AFL All-Star Game participants beginning on page 402) **Current players in bold**

PLAYER	PRO BOWLS AS A BRONCO	SEASON(S) SELECTED	PLAYER	PRO BOWLS AS A BRONCO	SEASON(S) SELECTED
Lyle Alzado	2	1977-78	Anthony Miller	1	1995
C.J. Anderson	1	2014	Von Miller	8	2011-12, '14-19
Otis Armstrong	1	1974, '76	Marvin Mims Jr.	1	2023
Steve Atwater	8	1990-96, '98	Haven Moses	1	1973
Champ Bailey	8	2004-07, '09-12	Tom Nalen	5	1997-2000, '03
Zane Beadles	1	2012	Riley Odoms	4	1973-75, '78
Keith Bishop	2	1986-87	Deltha O'Neal	1	2001
Tyrone Braxton	1	1996	Michael Dean Perry	1	1996
Michael Brooks	1	1992	Clinton Portis	1	2003
Dwayne Carswell	1	2001	Matt Prater	1	2013
Bradley Chubb	1	2020	Luke Prestridge	1	1982
Ryan Clady	4	2009, '11-12, '14	Trevor Pryce	4	1999-2002
Jay Cutler	1	2008	Bill Romanowski	2	1996, '98
Terrell Davis	3	1996-98	Emmanuel Sanders	2	2014, '16
Brian Dawkins	2	2009, '11	Mark Schlereth	1	1998
Elvis Dumervil	3	2009, '11-12	Shannon Sharpe	7	1992-98
Jason Elam	3	1995, '98, 2001	Justin Simmons	2	2020, '23
John Elway	9	1986, '87, '89, '91, 1993-94, '96-98	Justin Smith	6	1985-86, '89-91, '93
Ian Gold	1	2001	Detron Smith	1	1999
Randy Gradishar	7	1975, '77-79, 1981-83	Rod Smith	3	2000-01, '05
Gaston Green	1	1991	Neil Smith	1	1997
Brian Griese	1	2000	Paul Smith	2	1972-73
Chris Harris Jr.	4	2014-16, '18	Darian Stewart	1	2016
Mike Horan	1	1988	Pat Surtain II	2	2022-23
Bobby Humphrey	1	1990	Courtland Sutton	1	2019
Rich Jackson	2	1970-71	Bob Swenson	1	1981
Tom Jackson	3	1977-79	Aqib Talib	4	2014-17
Tony Jones	1	1998	Demaryius Thomas	5	2012-16
Rulon Jones	2	1985-86	Julius Thomas	2	2013-14
Greg Kragen	1	1989	Billy Thompson	3	1977-78, '81
Casey Kreiter	1	2018	David Treadwell	1	1989
Phillip Lindsay	1	2018	Rick Upchurch	4	1976, '78-79, '82
Floyd Little	3	1970-71, '73	Louis Vasquez	1	2013
Brandon Lloyd	1	2010	T.J. Ward	2	2014-15
John Lynch	4	2004-07	DeMarcus Ware	2	2014-15
Peyton Manning	3	2012-14	Steve Watson	1	1981
Brandon Marshall	2	2008-09	Casey Wiegmann	1	2008
Ed McCaffrey	1	1998	Alfred Williams	1	1996
Willis McGahee	1	2011	Al Wilson	5	2001-03, '05-06
Karl Mecklenburg	6	1985-87, '89, '91, '93	Sammy Winder	2	1984, '86
Glyn Milburn	1	1995	Louis Wright	5	1977-79, '83, '85
			Gary Zimmerman	3	1994-96

BRONCOS IN THE AFL ALL-STAR GAME (1960-69)

PLAYER	AFL ALL-STAR SEL. AS A BRONCO	SEASON(S) SELECTED	PLAYER	AFL ALL-STAR SEL. AS A BRONCO	SEASON(S) SELECTED
Ken Adamson	1	1961	Larry Kaminski	1	1967
John Bramlett	1	1966	Floyd Little	2	1968-69
Willie Brown	1	1964	Bud McFadin	3	1961-63
Dave Costa	3	1967-69	Gene Mingo	1	1962
Mike Current	1	1969	Bob Scarpitto	1	1966
Eldon Danenhauer	2	1962, '65	Don Stone	1	1961
Al Denson	2	1967, '69	Jerry Sturm	2	1964, '66
Jim Fraser	2	1962, '64	Lionel Taylor	1	1962
Cookie Gilchrist	1	1965	Frank Tripucka	1	1962
George Goeddeke	1	1969	Nemiah Wilson	1	1967
Goose Gonsoulin	5	1961-64, '66	Bob Zeman	1	1962
Rich Jackson	2	1968-69			

BRONCOS ALL-TIME NFL HONORS

NFL MOST VALUABLE PLAYER (AP)

2013	QB Peyton Manning	(16 starts / 450-659, 68.3%, 5,477 yds., 55 TDs, 10 INTs / 115.1 rtg.)
1998	RB Terrell Davis	(16 starts / 392 att., 2,008 yds., 5.1 avg., 21 TDs / 25 rec., 217 yds., 8.7 avg., 2 TDs)
1987	QB John Elway	(12 starts / 224-410, 54.6%, 3,198 yds., 19 TDs, 12 INTs / 66 att., 304 yds., 4.6 avg., 4 TDs)

SUPER BOWL MOST VALUABLE PLAYER

50	LB Von Miller	(6 tackles, 5 solo, 2.5 sacks, 27 yds., 2 FF, 1 PD)
XXXIII	QB John Elway	(18-29, 62.1%, 336 yds., 1 TD, 1 INT, 99.2 rtg.)
XXXII	RB Terrell Davis	(30 att., 157 yds., 5.2 avg., 3 TD / 2 rec., 8 yds.)

NFL OFFENSIVE PLAYER OF THE YEAR (AP)

1998	RB Terrell Davis	(16 starts / 392 att., 2,008 yds., 5.1 avg., 21 TDs / 25 rec., 217 yds., 8.7 avg., 2 TDs)
1996	RB Terrell Davis	(16 starts / 345 att., 1,538 yds., 4.5 avg., 13 TDs / 36 rec., 310 yds., 8.6 avg., 2 TDs)

NFL DEFENSIVE PLAYER OF THE YEAR (AP)

1978	LB Randy Gradishar	(16 starts / 286 tackles, incl. 190 solo, 4 INTs, 2 FF, 1 returned for a TD)
------	--------------------	--

BRONCOS ALL-TIME NFL HONORS, CONT.

NFL OFFENSIVE ROOKIE OF THE YEAR (AP)

2002	RB Clinton Portis	(16 gms., 12 starts / 273 att., 1508 yds., 5.5 avg., 15 TDs / 33 rec., 364 yds., 11.0 avg., 2 TDs)
2000	RB Mike Anderson	(16 gms., 12 starts / 297 att., 1487 yds., 5.0 avg., 15 TDs / 23 rec., 169 yds., 7.3 avg.)

NFL DEFENSIVE ROOKIE OF THE YEAR (AP)

2011	LB Von Miller	(15 gms., 15 starts / 64 tackles, incl. 55 solo, 11.5 sacks, -77 yds., 2 FF, 4 PD)
1991	LB Mike Croel	(13 gms., 10 starts / 84 tackles, incl. 55 solo, 10 sacks, -65 yds., 4 FF, 2 PD)

AFC OFFENSIVE PLAYER OF THE MONTH

(14 Total Winners—Award Initiated by NFL in 1986)

2013	QB Peyton Manning	December	(145-214, 67.8%, 1,755 yds., 19 TDs, 3 INTs, 116.5 rtg.)
2013	QB Peyton Manning	September	(117-156, 75.0%, 1,470 yds., 16 TDs, 0 INTs, 138.0 rtg.)
2012	QB Peyton Manning	December	(123-174, 70.7%, 1,399 yds., 11 TDs, 3 INTs, 108.4 rtg.)
2012	QB Peyton Manning	October	(77-104, 74.0%, 951 yds., 9 TDs, 1 INT, 126.7 rtg.)
2008	QB Jay Cutler	September	(127-175 yds., 9 TDs, 4 INTs, 98.6 rtg.)
2001	QB Brian Griese	September	(60-93, 64.8%, 763 yds., 7 TDs, 2 INTs, 106.2 rtg.)
2000	RB Mike Anderson	December	(104 att., 516 yds., 5.0 avg., 8 TDs / 4 rec., 34 yds., 8.5 avg.)
2000	WR Rod Smith	November	(26 rec., 479 yds., 18.4 avg., 1 TD / 3 rush, 38 yds., 26 avg., 1 TD)
1998	RB Terrell Davis	October	(81 att., 512 yds., 6.3 avg., 6 TDs / 5 rec., 76 yds., 15.2 avg.)
1998	RB Terrell Davis	September	(84 att., 489 yds., 5.2 avg., 6 TDs / 4 rec., 22 yds., 5.5 avg., 2.6 avg.)
1997	QB John Elway	November	(64-149, 61.7%, 1,231 yds., 8 TDs, 0 INTs / 73 att., 60 yds., 2.6 avg.)
1997	RB Terrell Davis	September	(118 att., 605 yds., 5.1 avg., 4 TDs / 6 rec., 31 yds., 5.2 avg.)
1996	QB John Elway	October	(73-111, 65.8%, 935 yds., 10 TDs, 3 INTs / 18 att., 110 yds., 6.1 avg., 1 TD)
1996	RB Terrell Davis	September	(112 att., 573 yds., 5.1 avg., 4 TDs / 10 rec., 83 yds., 8.3 avg.)

AFC DEFENSIVE PLAYER OF THE MONTH

(12 Total Winners—Award Initiated by NFL in 1986)

2021	LB Von Miller	September	(5 sacks, 25 yds., 8 tackles)
2016	LB Von Miller	September	(5 sacks, -31 yds., 12 tackles, 1 PD, 1 FF)
2015	LB DeMarcus Ware	September	(3.5 sacks, -22.5 yds., 10 tackles)
2014	LB Von Miller	October	(7 sacks, -48.5 yds., 14 tackles, 1 PD)
2012	LB Von Miller	November	(8 sacks, -54 yds., 20 tackles, 3 FF)
2006	CB Champ Bailey	October	(3 INTs, 21 tackles, 9 PBUs)
2005	CB Champ Bailey	November	(3 INTs, 1 TD on INT return, 20 tackles, 5 PBUs)
2001	CB Deltha O'Neal	October	(6 INTs, 17 tackles)
1991	LB Simon Fletcher	December	(5 sacks, -39 yds., 15 tackles)
1989	LB Karl Mecklenburg	November	(4.5 sacks, -40 yds., 18 tackles)
1989	S Dennis Smith	October	(2 INTs, 22 tackles, 2 FF, 1 FR)
1986	DE Rulon Jones	October	(8.5 sacks, -142 yds., 33 tackles)

AFC SPECIAL TEAMS PLAYER OF THE MONTH

(10 Total Winners—Award Initiated by NFL in 1993)

2023	K Wil Lutz	November	(11-11 FGs, 3-4 PATs, 36 points)
2015	K Brandon McManus	October	(10-11 FGs, 5-5 PATs, 35 pts.)
2013	K Connor Barth	December	(10-11 FGs, 13-13 PATs, 43 pts.)
2011	PR/KR Timmy Lincecum	November	(19 punt returns, 191 yds., 14.7 avg., 1 TD / 3 kick returns, 139 yds., 46.3 avg., 1 TD)
2011	K Matt Prater	Dec./Jan.	(6-7 FGs, 8-8 PATs, 26 pts., 11 touchbacks)
2009	PR/KR Eddie Royal	October	(8 punt returns, 134 yds., 16.8 avg., 1 TD / 5 kick returns, 158 yds., 31.6 avg., 1 TD)
2009	K Matt Prater	September	(7-9 FGs, 5-5 PATs, 26 pts., 7 touchbacks)
2005	P Todd Sauerbrun	October	(11-of-28 punts downed inside 20, 45.3 gross avg., 39.1 net avg.)
2004	KR Reuben Droughns	September	(8 kick returns, 24 yds., 30.5 avg.)
2001	K Jason Elam	November	(11-12 FGs, 5-5 PATs, 38 pts.)

NFL OFFENSIVE ROOKIE OF THE MONTH

2002	RB Clinton Portis	October	(79 att., 358 yds., 4.5 avg., 3 TDs / 11 rec., 98 yds., 8.9 avg., 1 TD)
2000	RB Mike Anderson	December	(104 att., 516 yds., 5.0 avg., 8 TDs / 4 rec., 34 yds., 8.5 avg.)
2000	RB Mike Anderson	September	(85 att., 403 yds., 4.7 avg., 3 TDs / 5 rec., 39 yds., 7.8 avg.)

NFL DEFENSIVE ROOKIE OF THE MONTH

2018	LB Bradley Chubb	October	(16 tackles, 5.5 sacks, 1 FF and 1 PD)
2011	LB Von Miller	November	(31 tackles, 4.5 sacks and 2 PD)
2004	LB D.J. Williams	December	(40 tackles, 1 sack, 1 INT., 1 FF, and 4 PD)

AFC OFFENSIVE PLAYER OF THE WEEK

(64 Total Winners—Award Initiated by NFL in 1984)

2022	WR Jerry Jeudy	Week 18	vs. L.A. Chargers	(5 rec., 154 yds., 30.8 avg., 3 att., 39 yds., 13.0 avg., 193 scr. yds.)
2018	RB Phillip Lindsay	Week 7	at Cincinnati	(19 att., 157 yds., 9.3 avg., 2 TDs)
2018	WR Emmanuel Sanders	Week 12	at Arizona	(6 rec., 106 yds., 17.7 avg., 1 rec. TD, 28 pass yds., 1 pass TD)
2016	QB Trevor Siemian	Week 3	at Cincinnati	(23-35, 65.7%, 312 yds., 4 TDs, 132.1 rtg.)
2015	RB Ronnie Hillman	Week 17	vs. San Diego	(15 att., 117 yds., 7.8 avg., 1 TD / 2 rec., 10 yds., 5.0 avg.)
2015	RB C.J. Anderson	Week 12	vs. New England	(15 att., 113 yds., 7.5 avg., 2 TDs / 4 rec., 40 yds., 10.0 avg.)
2015	QB Brock Osweiler	Week 11	at Chicago	(20-27, 74.1%, 250 yds., 3 TDs, 127.1 rtg.)
2014	LB Von Miller	Week 17	vs. Oakland	(13 att., 87 yds., 6.7 avg., 3 TDs / 2 rec., 20 yds., 10.0 avg.)
2014	QB Peyton Manning	Week 7	vs. San Francisco	(22-26, 84.6%, 318 yds., 4 TDs, 157.7 rtg.)
2014	WR Demaryius Thomas	Week 5	vs. Arizona	(8 rec., 226 yds., 28.3 avg., 2 TDs "Broncos rec.")
2014	TE Julius Thomas	Week 1	vs. Indianapolis	(7 rec., 104 yds., 14.9 avg., 3 TDs)
2013	QB Peyton Manning	Week 16	at Houston	(32-51, 62.7%, 400 yds., 4 TDs, 113.2 rtg.)
2013	WR Eric Decker	Week 13	at Kansas City	(8 rec., 174 yds., 21.8 avg., 4 TDs)
2013	WR Demaryius Thomas	Week 10	at San Diego	(7 rec., 108 yds., 15.4 avg., 3 TDs)
2013	QB Peyton Manning	Week 3	vs. Oakland	(37-47, 86.5%, 374 yds., 3 TDs, 135.8 rtg.)
2013	QB Peyton Manning	Week 1	vs. Baltimore	(27-42, 64.3%, 462 yds., 7 TDs, 141.1 rtg.)
2012	QB Peyton Manning	Week 17	vs. Kansas City	(23-29, 79.3%, 304 yds., 3 TDs, 144.8 rtg.)
2012	RB Knowshon Moreno	Week 15	at Baltimore	(22 att., 118 yds., 5.4 avg., 1 TD / 2 rec., 8 yds.)
2012	QB Peyton Manning	Week 6	at San Diego	(24-30, 80.0%, 306 yds., 3 TDs, 1 INT, 129.0 rtg.)
2009	WR Brandon Marshall	Week 14	at Indianapolis	(21 rec., 200 yds., 9.5 avg., 2 TDs "NFL rec.")
2009	QB Kyle Orton	Week 5	vs. New England	(35-48, 72.9%, 330 yds., 3 TDs, 1 INT, 98.7 rtg.)
2008	QB Jay Cutler	Week 10	at Cleveland	(24-42, 57.1%, 447 yds., 3 TDs, 1 INT, 107.9 rtg.)
2008	WR Brandon Marshall	Week 2	vs. San Diego	(18 rec., 166 yds., 9.2 avg., 1 TD)
2005	WR Rod Smith	Week 15	at Buffalo	(11 rec., 137 yds., 12.5 avg., 1 TD)
2005	QB Jake Plummer	Week 8	vs. Philadelphia	(22-35, 62.9%, 309 yds., 4 TDs, 129.3 rtg.)
2004	QB Jake Plummer	Week 17	vs. Indianapolis	(11-30, 36.4%, 246 yds., 2 TDs, 105.7 rtg.)
2003	RB Clinton Portis	Week 14	vs. Kansas City	(22 att., 218 yds., 9.9 avg., 5 TDs / 2 rec., 36 yds., 18.0 avg.)
2003	TE Shannon Sharpe	Week 11	vs. San Diego	(7 rec., 101 yds., 14.4 avg., 3 TDs)
2003	QB Jake Plummer	Week 3	vs. Oakland	(14-21, 66.7%, 197 yds., 2 TDs, 128.5 rtg.)
2003	TE Shannon Sharpe	Week 7	at Kansas City	(12 rec., 214 yds., 17.8 avg., 2 TDs "NFL TE rec.")
2001	QB Brian Griese	Week 1	vs. N.Y. Giants	(21-29, 72.4%, 330 yds., 3 TDs, 144.3 rtg.)
2000	RB Mike Anderson	Week 14	at New Orleans	(31 att., 251 yds., 6.8 avg., 4 TDs "NFL rookie rec.")
2000	RB Mike Anderson	Week 13	at Seattle	(30 att., 195 yds., 6.9 avg., 2 TDs / 2 rec., 14 yds.)
1999	RB Olandis Gary	Week 15	vs. Seattle	(22 att., 183 yds., 8.3 avg., 72 rec., 16 yds.)
1999	QB Brian Griese	Week 6	vs. Green Bay	(19-31, 61.3%, 363 yds., 2 TDs, 1 INT, 110.0 rtg.)
1998	RB Terrell Davis	Week 17	vs. Seattle	(29 att., 178 yds., 6.1 avg., 2 rec., 17 yds., 1 TD)
1998	QB John Elway	Week 14	vs. Kansas City	(22-32, 66.8%, 400 yds., 2 TDs, 1 INT, 119.3 rtg.)
1998	RB Terrell Davis	Week 8	vs. Jacksonville	(31 att., 136 yds., 4.4 avg., 3 TDs / 5 rec., 76 yds.)

BRONCOS ALL-TIME NFL HONORS, CONT.

1998	RB Terrell Davis	Week 5	vs. Philadelphia	(20 att., 168 yds., 8.4 avg., 2 TDs)
1998	RB Terrell Davis	Week 2	vs. Dallas	(23 att., 191 yds., 8.3 avg., 3 TDs)
1997	QB John Elway	Week 10	vs. Seattle	(19-30, 63.3%, 25.0 yds., 2 TDs, 112.1 rtg.)
1997	RB Terrell Davis	Week 12	at New England	(27 att., 215 yds., 8.0 avg., 1 TD, 2 rec., 43 yds.)
1996	RB Terrell Davis	Week 12	vs. Baltimore	(32 att., 154 yds., 4.8 avg., 2 TDs / 4 rec., 56 yds., 1 TD)
1996	RB Terrell Davis	Week 8	vs. Baltimore	(28 att., 194 yds., 6.9 avg., 2 TDs / 3 rec., 19 yds.)
1995	QB John Elway	Week 17	at Oakland	(24-41, 58.5%, 320 yds., 2 TDs, 1 INT, 89.5 rtg.)
1995	WR Anthony Miller	Week 7	vs. Oakland	(7 rec., 149 yds., 21.3 avg., 2 TDs)
1995	QB John Elway	Week 3	vs. Washington	(30-47, 63.8%, 327 yds., 3 TDs, 98.4 rtg.)
1994	QB John Elway	Week 9	vs. Cleveland	(30-41, 73.9%, 349 yds., 2 TDs, 114.8 rtg.)
1993	TE Shannon Sharpe	Week 15	vs. Kansas City	(10 rec., 65 yds., 6.5 avg., 3 TDs)
1993	QB John Elway	Week 12	vs. Pittsburgh	(18-25, 72%, 276 yds., TD, 121.4 rtg.)
1993	QB John Elway	Week 10	at Cleveland	(17-23, 73.9%, 244 yds., 3 TDs, 147.5 rtg.)
1992	QB John Elway	Week 5	vs. Kansas City	(23-38, 60.5%, 311 yds., 2 TDs, 104.2 rtg.)
1992	QB John Elway	Week 1	vs. L.A. Raiders	(16-24, 41.7%, 177 yds., 1 INT, 49.1 rtg.)
1991	RB Gaston Green	Week 5	vs. Seattle	(6 rec., 158 yds., 6.1 avg., 1 rec., 9 yds.)
1989	WR Vance Johnson	Week 12	vs. Seattle	(6 rec., 154 yds., 25.7 avg., 2 TDs)
1989	QB John Elway	Week 7	at Seattle	(18-35, 51.4%, 344 yds., 2 TDs, 104.9 rtg.)
1988	QB John Elway	Week 13	vs. L.A. Rams	(21-36, 58.3%, 272 yds., 3 TDs, 1 INT, 98.4 rtg.)
1988	RB Tony Dorsett	Week 2	vs. San Diego	(23 att., 113 yds., 4.9 avg., 2 TDs)
1988	RB Joe Dudek	Week 5	vs. L.A. Raiders	(28 att., 128 yds., 5.6 avg., 1 TD)
1987	QB John Elway	Week 1	vs. Seattle	(25-38 yds., 4 TDs, 1 INT, 129.9 rtg.)
1986	QB John Elway	Week 13	vs. Cincinnati	(22-34, 64.7%, 228 yds., 3 TDs, 113.4 rtg.)
1986	QB John Elway	Week 8	vs. Seattle	(18-32, 56.3%, 321 yds., 1 TD, 1 INT, 88.2 rtg.)
1984	QB John Elway	Week 10	vs. New England	(26-40, 65%, 315 yds., 3 TDs, 1 INT, 103.6 rtg.)
1984	QB Gary Kubiak	Week 9	at L.A. Raiders	(21-34, 61.8%, 206 yds., 1 TD, 88.6 rtg.)

AFC DEFENSIVE PLAYER OF THE WEEK

(38 Total Winners—Award Initiated by NFL in 1984)

2023	S Justin Simmons	Week 8	vs. Kansas City	(2 tackles, all solo, 1 INT, 33 yds., 1 FR, 1 PD)
2022	DE Dre'Mont Jones	Week 8	at Jacksonville	(7 tackles, 5 solo, 1 sack, 6 yds., 3 TFLs)
2021	SB Patrick Johnson	Week 12	vs. A. Chargers	(5 tackles, 4 solo, 2 INT, 70 yds., 1 TD, 2 PD)
2019	DE Dre'Mont Jones	Week 16	vs. Detroit	(5 tackles, 3 solo, 2.5 sacks, 13.5 yds.)
2019	S Kareem Jackson	Week 14	at Houston	(11 tackles, 6 solo, 1 INT, 4 yds., 3 PD)
2018	LB Von Miller	Week 11	at L.A. Chargers	(1 tackle, 1 sack, 1 INT, 41 yds.)
2016	CB Bradley Roby	Week 8	vs. San Diego	(7 tackles, 4 solo, 1 INT, 51 yds., TD, 2 PD)
2016	LB Von Miller	Week 2	vs. Indianapolis	(2 tackles, 3 solo, 1 sack, 20 yds., 1 PD, 1 FF)
2015	DE Derek Wolfe	Week 8	at San Diego	(7 tackles, 5 solo, 1 sack, 10 yds., 1 FF)
2015	S T.J. Ward	Week 4	vs. Minnesota	(6 tackles, all solo, 2 sacks, 18 yds., 1 FF)
2015	CB Aqib Talib	Week 1	vs. Baltimore	(3 tackles, incl. 2 solo, 1 INT, 51 yds., TD, 2 PD)
2014	CB Aqib Talib	Week 15	vs. San Diego	(8 tackles, incl. 7 solo, 1 INT, 4 yds., 3 PD)
2013	CB D. Rodgers-Cromartie	Week 8	vs. Washington	(6 tackles, incl. 4 solo, 1 INT, 15 yds., TD, 3 PD)
2012	LB Von Miller	Week 11	vs. San Diego	(13 tackles, all solo, 3 sacks, 29 yds., 2 FF)
2012	LB Wesley Woodyard	Week 1	vs. New Orleans	(8 tackles, incl. 8 solo, 1 sack, 42 yds., 1 INT, 8 yds., 2 PD, 1 FF)
2012	CB Tracy Porter	Week 1	vs. Pittsburgh	(8 tackles, all solo, 1 INT, 43 yds., TD, 5 PD)
2011	LB Von Miller	Week 11	vs. N.Y. Jets	(10 tackles, incl. 9 solo, 1.5 sacks, -12 yds., 1 PD)
2009	CB Champ Bailey	Week 4	vs. Dallas	(8 tackles, all solo, 1 INT, 3 yds., 4 PD)
2007	DE Elvis Dumervil	Week 14	vs. Kansas City	(5 tackles, all solo, 3 sacks, -15 yds., 1 FF)
2005	S John Lynch	Week 17	at San Diego	(7 tackles, incl. 3 solo, 2 sack, -2 yds., 2 FF)
2005	LB Wilson	Week 17	at Jacksonville	(6 tackles, incl. 4 solo, 1 sack, -2 yds., 2 FF)
2004	LB D.J. Williams	Week 16	at Tennessee	(7 tackles, incl. 5 solo, 1 INT, 10 yds., 5 PD)
2004	CB Denard Walker	Week 7	vs. New England	(6 tackles, incl. 5 solo, 2 INT, 39 yds., 1 TD)
2001	CB Deltha O'Neal	Week 4	vs. Kansas City	(2 tackles, both solo, 4 INT, 69 yds., 2 PD, *tied NFL rec.)
2000	CB Terrell Buckley	Week 11	at San Diego	(2 tackles, both solo, 2 INT, 64 yds., 2 PD)
1999	LB Glenn Cadrez	Week 11	vs. Oakland	(11 tackles, incl. 8 solo, 3 sacks, -16 yds.)
1998	CB Barrion Gordon	Week 13	at San Diego	(4 tackles, incl. 3 solo, 2 INT, 34 yds., 1 FR)
1998	CB Ray Crockett	Week 3	at Oakland	(5 tackles, all solo, 2 INT, 105 yds., 80-yd. TD, 2 PD)
1997	LB John Mobley	Week 6	vs. New England	(15 tackles, incl. 12 solo, 1 INT, 13 yds., 1 TD, 1 FR)
1996	DE Alfred Williams	Week 3	vs. Tampa Bay	(3 tackles, all solo, 2 sacks, -14 yds., 2 FF, 1 FR)
1991	S Steve Atwater	Week 3	vs. Seattle	(7 tackles, incl. 6 solo, 1 INT, 1 yds., 1 FR)
1989	NT Greg Kragen	Week 10	at Kansas City	(7 tackles, incl. 5 solo, 3 sacks, -16 yds.)
1987	LB Karl Mecklenburg	Week 13	vs. New England	(8 tackles, incl. 7 solo, 1 INT, 25 yds., 1 FF)
1986	CB Mike Harden	Week 4	at L.A. Raiders	(5 tackles, incl. 4 solo, 2 INT, 64 yds., 40-yd. TD, 3 PD)
1986	LB Karl Mecklenburg	Week 9	vs. New England	(11 tackles, incl. 9 solo, 2 sacks, -23 yds.)
1985	LB Karl Mecklenburg	Week 13	at Pittsburgh	(6 tackles, all solo, 4 sacks, -18 yds.)
1985	CB Louis Wright	Week 11	vs. San Diego	(3 tackles, all solo, 1 INT, 16 yds., 60-yd. blocked FG ret. TD in OT)
1984	S Steve Foley	Week 7	vs. Green Bay	(8 tackles, incl. 5 solo, 1 INT, 20 yds., 22-yd. FR for TD)

AFC SPECIAL TEAMS PLAYER OF THE WEEK


(33 Total Winners—Award Initiated by NFL in 1993)

2023	PR/KR Marvin Mims Jr.	Week 10	at Buffalo	(2 PR, 44 yds., 22.0 avg., 1 KO, 31 yds., 31.0 avg.)
2022	P Corliss Waitman	Week 3	vs. San Francisco	(10 punts, 476 yds., 47.6 avg., 43.6 net, 6 IN20, 57 LG)
2021	K Brandon McManus	Week 14	vs. Detroit	(1-1 FGs, 52, 5-5 PAT, 8 pts.)
2020	WR Diontae Spencer	Week 14	at Carolina	(83-yard punt return touchdown)
2020	K Brandon McManus	Week 6	at New England	(franchise record 6-6 FGs, 45, 44, 27, 52, 20, 54)
2020	K Brandon McManus	Week 4	at N.Y. Jets	(3-3 FGs, 40/54/55 = 50+ both in 4th qtr., 4-4 PATs)
2016	S Justin Simmons	Week 10	at New Orleans	(Blocked PAT that led to game-winning two-point conversion)
2013	K Matt Prater	Week 14	vs. Tennessee	(3-3 FGs, 25/64/19, 6-6 PAT, 15 pts., 8 KO for touchback)
2013	PR/KR Trindon Holliday	Week 2	at N.Y. Giants	(1 KOR, 121 yds., 30.3 avg., 1 TD)
2012	PR/KR Trindon Holliday	Week 9	at Cincinnati	(2 KOR, 119 yds., 59.5 avg., 1 TD)
2011	K Matt Prater	Week 4	vs. Oakland	(3-3 FGs, 21/43/53, 4-4 PAT, 13 pts., 8 KO for touchback)
2011	K Matt Prater	Week 14	vs. Chicago	(3-3 FGs, 59/51, 1 PAT, 7 pts., 2 KO for touchback)
2009	PR/KR Eddie Royal	Week 9	at Oakland	(1 PR, 85 yds., 85.0 avg., 1 TD)
2009	K Matt Prater	Week 12	vs. N.Y. Giants	(4-4 FGs, 26/32/47/24, 2-2 PAT, 14 pts., 5 KO for touchback)
2009	PR/KR Eddie Royal	Week 6	at San Diego	(3 PR, 77 yds., 25.5 avg., 1 TD / 5 KOR, 158 yds., 31.6 avg., 1 TD)
2008	K Matt Prater	Week 5	vs. Tampa Bay	(3-3 FGs, 55/40/27, 4-1 PAT, 10 pts., 4 KO for touchback)
2007	PR Glenn Martinez	Week 11	vs. Tennessee	(2 PR, 80 yds., 40.0 avg., 70-yd. PR for a TD)
2007	K Jason Elam	Week 2	vs. Oakland	(3 FGs, 22/20/23, 2-2 PAT, 11 pts., game-winner in OT)
2005	P Todd Sauerbrun	Week 4	vs. New England	(3 punts, 466 yds., 52.3 avg., 46.9 net, 2 IN20, 66LG)
2004	K Jason Elam	Week 4	at Tampa Bay	(3-3 FGs, 49/50/23, 1-1 PAT, 10 pts.; game-winner)
2004	P/K Micah Knorr	Week 1	vs. Kansas City	(2 punts, 113 yds., 56.5 avg., 43.3 net., 1 IN20, 66LG, 6 KO for TB)
2003	K Jason Elam	Week 15	vs. Cleveland	(3-3 FGs, 51/36/25, 2-2 PATs, 11 pts.; game-winner in OT)
2001	P Tom Rouen	Week 9	vs. San Diego	(6 punts, 319 yds., 53.2 avg., 52.3 net., 5 IN20, 62LG)
2001	LB Ian Gold	Week 11	vs. Oakland	(blocked a punt and returned it 52 yds. for a TD, 2 tackles)
1999	K Jason Elam	Week 9	at San Diego	(4-4 FGs, 24/41/45, 5-3 PATs, 15 pts.)
1998	KR Vaughn Hebronn	Week 16	at Miami	(4 KOR, 158 yds., 39.5 avg., 95-yd. KOR for a TD)
1998	KR Vaughn Hebronn	Week 9	at Cincinnati	(6 KOR, 161 yds., 26.8 avg., blocked a punt)
1998	K Jason Elam	Week 8	vs. Jacksonville	(3-3 FGs, 31/32/63, 4-4 PATs, 13 pts., *NFL rec.)
1997	PR Darrien Gordon	Week 11	vs. Carolina	(5 PR, 168 yds., 33.6 avg., 2 PR TDs, 11 st. dtr., *tied NFL rec.)
1997	K Givyn Milburn	Week 15	vs. Seattle	(404 total yds., 131 rush, 45 rec., 35 PR, 33 KOR, *NFL rec.)
1995	KR Vaughn Hebronn	Week 17	at San Diego	(2 PR, 110 yds., 4 KOR, 177 yds., 44.3 avg.)
1994	DE Shane Drnett	Week 14	at Seattle	(Blocked 37-yd. FG attempt with OT remaining to forced OT)
1993	RB Reggie Rivers	Week 15	vs. Kansas City	(1 tackle, blocked a punt to set up go-ahead TD in 4th)

Stats/Records: 2023-24 Denver Broncos Stats and Records

RETIRED JERSEY NUMBERS

The Denver Broncos have retired three jersey numbers in their 61-year history: the No. 7 worn by quarterback John Elway (1983-98), the No. 18 worn by quarterback Frank Tripucka (1960-63) and the No. 44 worn by running back Floyd Little (1967-75). The most recent addition was Elway's, retired on Sept. 13, 1999, in a ceremony at halftime of the Broncos' season-opening game vs. Miami.




John Elway

John Elway, who wore number 7 from 1983-98, led the Broncos to five Super Bowl appearances and two World Championships and retired ranked second in nearly every all-time NFL passing category. Inducted into the Pro Football Hall of Fame in 2004, he passed for 51,475 yards and 300 touchdowns in his 16-year career and retired as the all-time winningest starting quarterback in NFL history with a career mark of 148-82-1 (.643).

Elway was named Most Valuable Player of Super Bowl XXXIII, leading Denver to its second consecutive World Championship with a 34-19 defeat of the Atlanta Falcons, becoming the first player in NFL history to close his career by earning Super Bowl MVP honors in his final game. His image was forged early in his career as he developed a reputation for leading the Broncos to victory against seemingly insurmountable odds. Elway directed the Broncos on an NFL-record 47 fourth-quarter or overtime, game-winning or game-saving drives in his legendary career. Elway was inducted into the Denver Broncos' Ring of Fame in 1999—the first inductee for whom the customary five-year waiting period was waived. *The only other players to wear No. 7 in franchise history were quarterbacks Mickey Slaughter (1963-66) and Craig Morton (1977-82).*

7



Frank Tripucka

Frank Tripucka, who wore number 18 from 1960-63, was Denver's first quarterback and helped lay the foundation for the club's future success. One of the original Broncos, Tripucka played in the American Football League All-Star Game in 1962 and passed for 7,676 yards in his Denver career. His best statistical season came in 1960 when he completed 248-of-478 passes (51.9%) for 3,038 yards with 24 touchdowns.

Tripucka's career passing total still ranks eighth in franchise history, and his single-game record of 447 yards at Buffalo on Sept. 15, 1962, remained the franchise record until broken in 2000. He ranks eighth in completions (662) and sixth in attempts (1,277) as well as eighth in touchdown passes (51) in club history while also guiding Denver to its first .500 season with a 7-7 mark in 1962. Tripucka was inducted into the Broncos' Ring of Fame in 1986. *(Quarterback Peyton Manning is also recognized for wearing the No. 18 from 2012-15; Tripucka gave Manning his blessing to wear his retired number.)*

18




Floyd Little

Floyd Little, who wore number 44 from 1967-75 with the Denver Broncos as well as during his legendary college career at Syracuse, retired as the Broncos' all-time career leader in rushing yards (6,323) and total touchdowns (54). He held both marks until 1998 when they were eclipsed by Terrell Davis, and he was the club's all-time leader in career combined yardage (12,173) until he was passed by Rod Smith in 2006.

Inducted into the Pro Football Hall of Fame in 2010, Little was All-AFL in 1969, played in two AFL All-Star Games (1968, '69) and was named to three Pro Bowls (1970-71, '73). When Little retired, he ranked seventh in NFL history in career rushing yards. He joined the Broncos in 1967 as the club's No. 1 draft choice, becoming the first No. 1 pick to sign with the team in its eight-year history. During his career, Little helped the Broncos to their first winning seasons in 1973 and '74 with back-to-back 7-5-2 and 7-6-1 marks, and he retired in 1975 with Denver just two years away from its first Super Bowl appearance. He was inducted into the club's Ring of Fame as part of its inaugural class in 1984. *The only other players to wear No. 44 in franchise history were defensive back Miller Farr in 1965 and halfback Bruce Starling in 1963.*

44

BRONCOS IN THE PRO FOOTBALL HALL OF FAME

WILLIE BROWN, DB**INDUCTED: 1984**

Defensive Back **Willie Brown** was inducted into the Pro Football Hall of Fame in 1984 after a professional career with Denver and Oakland that spanned 16 seasons and 204 games from 1963-78. He spent the first four years (1963-66) of his career with the Broncos before playing the final 12 (1967-78) with the Raiders.


During his four seasons in Denver, Brown was named first-team All-AFL in 1964 and second-team All-AFL in 1965. He recorded 54 interceptions (472 yds.) in his career, including 15 (195 yds.) for the Broncos.

A first-ballot Hall of Famer, Brown was a four-time All-Pro and four-time Pro Bowler from 1970-73. He won three Super Bowl Championships (XI, XV, XVIII) with the Raiders and was named to the NFL 1970s All-Decade Team and NFL 100th Anniversary All-Time Team.

JOHN ELWAY, QB**INDUCTED: 2004***Full Bio appears on p. 705*

Quarterback **John Elway** was the Broncos' first inductee into the Pro Football Hall of Fame to have spent his entire career with the club, playing a franchise-record 16 seasons (1983-1998). Elected on Jan. 31, 2004, and inducted on Aug. 8, 2004, as a "first-ballot" Hall of Famer, Elway is arguably the best quarterback to have played the game.

A nine-time Pro Bowl choice who retired as the NFL's all-time leader in wins (148) among quarterbacks, Elway capped his career with back-to-back World Championships and started in five Super Bowls. Elway, who ranks sixth in NFL history in career passing yards (51,475) and seventh in touchdown passes (300), holds an NFL-record 47 fourth-quarter or overtime game-winning or game-tying drives.

GARY ZIMMERMAN, T**INDUCTED: 2008***Full Bio appears on p. 720*

Tackle **Gary Zimmerman** was the second Pro Football Hall of Fame inductee to have spent a primary portion of his career with the Denver Broncos. Elected on Feb. 2, 2008, and inducted on Aug. 2, 2008, Zimmerman played five seasons in Denver from 1993-97, helping the Broncos win Super Bowl XXXII during the 1997 campaign for the club's first-ever World Championship. One of a handful of players named to two NFL All-Decade Teams (1980s and '90s) and a seven-time Pro Bowl selection who started all 184 career games played, Zimmerman joined the Broncos in a trade from Minnesota on Aug. 24, 1993, after playing his first seven years with the Vikings.

Zimmerman started all 76 career games played with Denver and earned three Pro Bowl selections (1994-96) as a key component of offenses that led the NFL in total yards twice (1996-97).

FLOYD LITTLE, RB**INDUCTED: 2010***Full Bio appears on p. 709*

Running Back **Floyd Little**, elected to the Pro Football Hall of Fame on Feb. 6, 2010, and inducted on Aug. 7, 2010, spent all nine of his professional seasons with the Broncos from 1967-75 and ranked seventh on the NFL's all-time rushing list (6,323 yards) and eighth on its all-time combined yards list (12,173 yards) at the time of his retirement. Selected by Denver with the sixth overall pick in the 1967 draft from Syracuse University, Little was the first No. 1 draft choice to sign with the Broncos and made five All-Star appearances (3 Pro Bowls, 2 AFL All-Star) with the team.

Little led the Broncos in rushing for a club-record seven consecutive seasons from 1967-73, including 1971 when he captured the NFL's rushing crown with 1,133 yards. His eight years with at least 1,000 combined yards tied for second in league history at the time of his retirement.

SHANNON SHARPE, TE**INDUCTED: 2011***Full Bio appears on p. 715*

Tight end **Shannon Sharpe** became the third former Bronco to be elected to the Pro Football Hall of Fame in three seasons when he was selected on Feb. 5, 2011. Inducted into the Hall of Fame on Aug. 6, 2011, Sharpe played 12 seasons for the Broncos (1990-99, 2002-03) and two years with the Ravens (2000-01), winning three Super Bowls and finishing his career as the NFL's all-time leader in receptions (815), receiving yards (10,060) and receiving touchdowns (62) by a tight end.

Selected by Denver in the seventh round of the 1990 NFL Draft, Sharpe set a league record at his position with eight Pro Bowls (7 as a Bronco) and was named to the 1990s NFL All-Decade Team. A four-time first-team Associated Press All-Pro, Sharpe participated in more overall wins (137) than any tight end in NFL history.

TERRELL DAVIS, RB

INDUCTED: 2017

Full Bio appears on p. 704



Running back **Terrell Davis** became the fifth former Bronco to be elected to the Pro Football Hall of Fame when his selection was announced on Feb. 4, 2017. The Broncos' all-time leading rusher, Davis rushed for at least 1,000 yards in each of his first four seasons, including the 1998 campaign in which he totaled the fourth-most rushing yards (2,008) in a season in NFL history to earn league MVP honors. That year, he also set a club record with 21 rushing scores.

The three-time Pro Bowl and first-team All-Pro selection (1996-98) finished his career with a franchise-record 7,607 rushing yards and 60 rushing touchdowns on 1,655 carries (4.6 avg.) in 78 regular-season games (77 starts) as a key member of the Broncos' back-to-back Super Bowl championship teams (1997-98).

BRIAN DAWKINS, S

INDUCTED: 2018



Safety **Brian Dawkins** played the final three seasons (2009-11) of his NFL career in Denver after spending his first 13 years in Philadelphia. He signed with the Broncos following the 2008 season.

During his time in Denver, Dawkins was voted second-team All-Pro (2009) and was a two-time (2009, '11) Pro Bowl selection. He saw action in 41 games (39 starts) for the Broncos, totaling 233 tackles (188 solo), five sacks (50 yds.), three interceptions, 21 passes defended, four forced fumbles and three fumble recoveries.

For his career, Dawkins played 16 years, earning All-Pro accolades five-times, including first-team honors on four occasions (2001-02, '04, '06). He was a nine-time Pro Bowler and was named to the NFL 2000s All-Decade Team.

CHAMP BAILEY, CB

INDUCTED: 2019

Full Bio appears on p. 703



Cornerback **Champ Bailey** became the first defensive player in franchise history to make the Pro Football Hall of Fame when he was selected as a first-ballot inductee on Feb. 2, 2019. Bailey played 10 seasons with the Broncos from 2004-13 and five years with the Washington Redskins from 1999-2003.

Bailey was selected to 12 Pro Bowls during his career to tie for the third-most in history among defensive players. A member of the 2000s NFL All-Decade Team as chosen by the Pro Football Hall of Fame Selectors, Bailey also was named to the Associated Press All-Pro Team five times (1st Team: 2004-06; 2nd Team: 2000, '12). He began his career starting 99 consecutive regular-season games and made the most starts (212) among league cornerbacks during his 15 NFL seasons.

PAT BOWLEN, OWNER

INDUCTED: 2019

Full Bio appears on p. 703



Owner **Pat Bowlen** became the 15th principal owner to be elected to the Pro Football Hall of Fame when he was selected on Feb. 2, 2019. During Bowlen's 35 seasons as owner (1984-2019), the Broncos tied for the second-best win percentage (.596 / 354-240-1) in the NFL and the fourth-best mark among all 122 major North American pro sports teams. The Broncos also made as many Super Bowl appearances (7) as losing seasons under Bowlen.

In addition to his role with the Broncos, Bowlen was heavily involved in the growth of professional football through his dedication at the league level. Bowlen served a combined 91 seasons on 15 different NFL committees—the third most ever by an owner—including a role as chairman of both the NFL Management Council Executive Committee and the NFL Broadcasting Committee.

STEVE ATWATER, S

ELECTED: 2020

Full Bio appears on p. 702




Safety **Steve Atwater** became the second defensive player in Broncos history elected to the Pro Football Hall of Fame who spent a significant portion of his career with the team when he was selected on Feb. 1, 2020. Atwater played the first 10 seasons of his 11-year career with the Broncos after being selected by the club in the first round (20th overall) of the 1989 NFL Draft from the University of Arkansas.

A first-team selection for the 1990s NFL All-Decade Team, Atwater's eight career Pro Bowl selections are the second most by a player in Broncos history. In 167 career regular-season games (166 starts), Atwater totaled 1,357 tackles (857 solo), 24 interceptions (408 yds.), five sacks (34 yds.), 13 forced fumbles and nine fumble recoveries.

JOHN LYNCH, S

ELECTED: 2021

Full Bio appears on p. 709



Safety **John Lynch** became third defensive player in Broncos history selected to the Pro Football Hall of Fame who spent a meaningful portion of his career with the team when he was chosen on Feb. 6, 2021. Lynch, a nine-time Pro Bowler and a four-time Associated Press All-Pro selection, played 15 NFL seasons, including his first 11 years (1993-2003) with the Tampa Bay Buccaneers and his final four years (2004-07) with the Broncos.

Lynch was inducted into the Buccaneers Ring of Honor and Broncos Ring of Fame in 2016, earning the rare distinction of being inducted into the Ring of Honor/Fame with two NFL teams.

PEYTON MANNING, QB

ELECTED: 2021

Full Bio appears on p. 710



Quarterback **Peyton Manning** became the second quarterback in Broncos history who spent a significant part of his career with the team when he was elected to the Pro Football Hall of Fame on Feb. 6, 2021. The only five-time Most Valuable Player in NFL history (2003-04, '08-09, '13), he played 18 seasons with Indianapolis (1998-2011) and Denver (2012-15).

Manning is one of two quarterbacks in league history to win a Super Bowl with two franchises (Indianapolis – SB XLI; Denver – SB 50) while also helping the Colts and Broncos to Super Bowls XLIV and XLVIII, respectively. He helped the Broncos to the most wins (55) and highest winning percentage (.764) of any team in the NFL while capturing four AFC West Division titles, two AFC Championships and a Super Bowl victory during his four years with the team.

DEMARCUS WARE, OLB

ELECTED: 2023



Outside linebacker **DeMarcus Ware** became the fifth overall defensive player in Broncos history to be enshrined in the Pro Football Hall of Fame when he was selected on Feb. 9, 2023. In three seasons with the team (2014-16), Ware was named a team captain in each of those seasons, while earning Pro Bowl selections in back-to-back years from 2014-15.

Ware started 33-of-37 games played for the Broncos and tallied 21.5 sacks (136 yds.) across the three seasons. He collected 3.5 quarterback takedowns (40 yds.) and was instrumental in the club capturing its third World Championship in Super Bowl 50.

For his career, Ware was a four-time first-team All-Pro (2007-09, '11), three-time second-team All-Pro (2006, '10, '12) and nine-time Pro Bowler (2006-12, '14-15). His career regular-season totals include 657 tackles (505 solo), 138.5 sacks (883 yds.), three interceptions (44 yds., 1 TD), 25 passes defended, 35 forced fumbles and eight fumble recoveries.

RANDY GRADISHAR, LB

ELECTED: 2024

Full Bio appears on p. 707



Linebacker **Randy Gradishar** became the fourth defensive player in Broncos history to be elected to the Pro Football Hall of Fame who spent at least four years with the club when he was selected on Jan. 26, 2024. A seven-time Pro Bowler and three-time first-team All-Pro, Gradishar spent his entire 10-year playing career in Denver, never missing a game.

The Broncos' all-time leading tackler (2,049), Gradishar was voted the NFL Defensive Player of the Year in 1978 by AP and was named team defensive MVP twice (1978, '80). He also helped the Broncos to four playoff berths (1977-79, '83), two division titles (1977-78) and an appearance in Super Bowl XII during the 1977 season. In his career, Gradishar started 134-of-145 games, totaling 2,049 tackles with 19.5 sacks, 20 interceptions (335 yds., 3 TDs) and four defensive touchdowns.

OTHER PRO FOOTBALL HALL OF FAME MEMBERS WITH BRONCOS TIES

- **RB Tony Dorsett** (Inducted 1994): Best known for his brilliant 11-year tenure with the Dallas Cowboys, he ended his playing career in Denver from 1988-89 and finished his career second on the all-time rushing list with 12,739 yards.
- **Fred Gehrke** (Hall of Fame Pioneer Award, 1972): A 16-year team employee and Broncos General Manager from 1977-80.
- **Alex Gibbs** (Inducted 2022): Spent 14 years with Denver as an offensive line coach and was a critical piece to the Broncos' back-to-back world championships in Super Bowl XXXII and Super Bowl XXXIII.
- **Stan Jones** (Inducted 1991): Honored for 12-year playing career; Denver's defensive line coach for 18 years (1967-71, '76-88).
- **CB Ty Law** (Inducted 2018): A 2000s All-Decade performer, spent his first 10 seasons (1995-2004) with New England. Ended his career playing seven games for the Broncos in 2009.
- **Jim Saccomano** (Inducted 2022): The longest-tenured pro sports administrator in Colorado history, served the Broncos for 36 years, including leading the team's public relations efforts through the 2009 season.
- **Doak Walker** (Inducted 1986): Honored for his six-year playing career; Coached Denver's wide receivers in 1966.

BRONCOS RING OF FAME PROFILES



The Denver Broncos Ring of Fame, which is displayed on the Level 5 façade of Empower Field at Mile High, was created by late Owner Pat Bowlen in 1984 to honor former players and administrators who played significant roles in the franchise's history.

A total of 37 individuals have been honored as Ring of Famers, including safety Steve Foley and tight end Riley Odoms, who were elected in 2024.

Inductees of the distinguished membership are also featured on 8-foot bronze and steel pillars in Ring of Fame Plaza at Empower Field at Mile High.

DENVER BRONCOS RING OF FAME

Name	Pos.	Years	Inducted	Name	Pos.	Years	Inducted
Steve Foley	S	1976-86	2024	Karl Mecklenburg	LB	1983-94	2001
Riley Odoms	TE	1972-83	2024	Dennis Smith	S	1981-94	2001
Peyton Manning	QB	2012-15	2021	John Elway	QB	1983-98	1999
Mike Shanahan	Coach	'84-87, '89-91, '95-08	2020	Louis Wright	CB	1975-86	1993
Champ Bailey	CB	2004-13	2019	Tom Jackson	LB	1973-86	1992
Red Miller	Coach	1977-80	2017	Randy Gradishar	LB	1974-83	1989
Jason Elam	K	1993-2007	2016	Craig Morton	QB	1977-82	1988
Simon Fletcher	LB	1985-95	2016	Haven Moses	WR	1972-81	1988
John Lynch	S	2004-07	2016	Jim Turner	K	1971-79	1988
Pat Bowlen	Owner	1984-2019	2015	Billy Thompson	S	1969-81	1987
Dan Reeves	Coach	1981-92	2014	Charley Johnson	QB	1972-75	1986
Rick Upchurch	WR/Ret.	1975-83	2014	Paul Smith	DT	1968-78	1986
Gene Mingo	HB/K	1960-64	2014	Frank Tripucka	QB	1960-63	1986
Tom Nalen	C	1994-2008	2013	Gerald H. Phipps	Owner	1961-81	1985
Rod Smith	WR	1994-2007	2012	"Goose" Gonsoulin	S	1960-66	1984
Shannon Sharpe	TE	1990-99, '02-03	2009	Rich Jackson	DE	1967-72	1984
Terrell Davis	RB	1995-2002	2007	Floyd Little	RB	1967-75	1984
Steve Atwater	S	1989-98	2005	Lionel Taylor	WR	1960-66	1984
Gary Zimmerman	T	1993-97	2003				



STEVE ATWATER

6'3" • 217 • ARKANSAS


YEAR INDUCTED: 2005

YEARS WITH BRONCOS: 1989-98

SAFETY



Steve Atwater, a 2020 Pro Football Hall of Fame inductee, was chosen as the 20th member of the Broncos' Ring of Fame in 2005 after a brilliant 10-year career with the club from 1989-98. Regarded as one of the toughest safeties in the NFL during his playing days, Atwater was voted to a franchise record-tying seven consecutive Pro Bowls from 1990-96, and his eight career Pro Bowl selections are the second most by a player in Broncos history. Selected by the Broncos in the first round (20th overall) of the 1989 NFL Draft from the University of Arkansas, Atwater was a consensus All-Rookie selection and was named NFL Defensive Rookie of the Year by *Football Digest* during his first professional season on a club that advanced to Super Bowl XXIV. He went on to serve as a key leader on the Broncos' back-to-back Super Bowl championship teams from 1997-98 and was voted an All-Pro by the Associated Press from 1991-92 and in 1996. He started all 155 regular-season games he played with Denver, a total that ranks 10th in franchise history. Atwater also recorded 24 interceptions that rank ninth in Denver history and 408 interception return yards that rank seventh in club annals. He led the Broncos in tackles during two seasons (1993 and '95) and finished second on the club in that category five times during his career. Atwater's play against Green Bay in Super Bowl XXXII, a game in which he totaled six tackles, one sack, one forced fumble and two pass breakups, was instrumental in Denver winning its first-ever World Championship. The safety ranks second to only John Elway in career postseason starts by a Bronco as he started all 14 playoff appearances, including three Super Bowls and four AFC Championship Games. Atwater, who was a three-time All-Southwest Conference selection and a two-time All-American at Arkansas, played one season with the New York Jets in 1999 following his Broncos career.



ATWATER'S NFL CAREER RECORD

Games	Starts	Solo	Assist	Total	Sacks	Int.	Yds.	Avg.	TD
167	166	854	502	1,356	5.0	24	408	17.0	1



CHAMP BAILEY NEW INDUCTEE
BRONCOS RING OF FAME

YEAR INDUCTED: 2019
YEARS WITH BRONCOS: 2004-13

24


CORNERBACK

Champ Bailey was inducted as the 33rd member of the Broncos' Ring of Fame in 2019—the same season he became the first defensive player in franchise history to be selected to the Pro Football Hall of Fame. Bailey played 10 seasons with the Broncos from 2004-13 and five years with the Washington Redskins from 1999-2003. He was selected to 12 Pro Bowls during his career to tie for the third-most in history among defensive players. A member of the 2000s NFL All-Decade Team as chosen by the Pro Football Hall of Fame Selectors, Bailey also was named to the Associated Press All-Pro Team five times (1st Team: 2004-06; 2nd Team: 2000, '12). In 215 career regular-season games, Bailey totaled 983 tackles (837 solo), 52 interceptions (464 yds.), 235 passes defended, three sacks (26 yds.), nine forced fumbles and five fumble recoveries. Bailey also started 10-of-11 career postseason contests and added 34 tackles (30 solo), two interceptions (105 yds.) and 10 passes defended. He began his career starting 99 consecutive regular-season games and made the most starts (212) among league cornerbacks during his 15 NFL seasons. Bailey's 52 interceptions were the most among NFL cornerbacks during his career (third among all players). That total included a career-best 10 interceptions in 2006, which marked the second-highest single-season total in Broncos history and propelled him to a second-place finish in the AP's NFL Defensive Player of the Year voting. In all, Bailey was a member of six playoff teams (1999, 2004-05, '11-13), five division champions (1999, 2005, '11-13) and one Super Bowl team (2013). Selected by the Redskins with the seventh overall pick in the 1999 NFL Draft from the University of Georgia, Bailey played his first five seasons with Washington before being acquired by Denver in a trade on March 4, 2004.



BAILEY'S NFL CAREER RECORD

Games	Starts	Solo	Assist	Total	Sacks	Int.	Yds.	Avg.	TD
215	212	806	96	902	3.0	52	464	8.9	4



PAT BOWLEN PAT BOWLEN
YEAR INDUCTED: 2015
YEARS WITH BRONCOS: 1984-2019

OWNER

Late Broncos Owner Pat Bowlen was elected as the newest member of the team's Ring of Fame in 2015—his 32nd season with the franchise. One of two owners and one of just three non-players elected to the Ring of Fame, Mr. Bowlen guided the Broncos to an unprecedented period of success during his three-plus decades in Denver. A member of the Pro Football Hall of Fame Class of 2019, Mr. Bowlen was the first owner in NFL history to achieve 300 overall victories during his first 30 seasons, Mr. Bowlen has totaled 333 regular-season wins, 21 winning seasons and 18 playoff appearances since he purchased the team in 1984. The Broncos are the only NFL team to post at least 90 wins in each of the last three decades while posting the fewest losing seasons (7) during that span. Mr. Bowlen's seven Super Bowl appearances rank second all-time among NFL owners. The Broncos' back-to-back titles in 1997 and '98, along with Denver's Super Bowl 50 win in 2015, make him one of just seven owners in history with at least three World Championships. Denver's success and recognition nationally was confirmed by a 2014 Harris poll that named the Broncos "America's Team." Locally, the Broncos operated with the best homefield advantage in the NFL during Mr. Bowlen's ownership, ranking first in the league in home winning percentage (.711 / 199-81). The team also sold out every regular season and playoff contest as part of the team's NFL-record 403-game sellout streak dating back to 1970. In addition to his unmistakable impact with the Denver Broncos, Mr. Bowlen had a profound influence on the growth of the NFL. He served on 15 league committees during his ownership, helping negotiate record-breaking television contracts and ensuring years of labor peace with several extensions to the NFL's Collective Bargaining Agreement. Mr. Bowlen's championship mentality—to be "No. 1 in everything"—included an unwavering commitment to the community. As chairman of the board of Denver Broncos Charities, he donated more than \$25 million to charitable organizations in the Denver area since the inception of that fund in 1993. Pat Bowlen earned degrees in both business (1965) and law (1968) from the University of Oklahoma. After successful careers in oil, gas and real estate, he purchased the Denver Broncos in 1984.





TERRELL DAVIS

5-11 • 210 •  GEORGIA

YEAR INDUCTED: 2007

YEARS WITH BRONCOS: 1995-2002

RUNNING BACK



30

A member of the Pro Football Hall of Fame Class of 2017, Terrell Davis was inducted as the 21st member of the Ring of Fame in 2007 after establishing himself as the Denver Broncos' all-time leading rusher while spending his entire eight-year career with the team from 1995-2002. Selected by the Broncos in the sixth round (196th overall) of the 1995 NFL Draft from the University of Georgia, Davis rushed for at least 1,000 yards in each of his first four seasons, including the 1998 campaign in which he totaled the fourth-most rushing yards (2,008) in a season in NFL history to earn league MVP honors. That year, he also set a club record with 21 rushing scores. The three-time Pro Bowl and first-team All-Pro selection (1996-98) finished his career with a franchise-record 7,607 rushing yards and 60 rushing touchdowns on 1,655 carries (4.6 avg.) in 78 regular-season games (77 starts) as a key member of the Broncos' back-to-back Super Bowl championship teams (1997-98). His 101.7-yard rushing average in all games played (incl. postseason) trails only Pro Football Hall of Famer Jim Brown. Davis owns three of the top-five single-season rushing outputs in Broncos annals as well as the club's single-season scoring record for a non-kicker (138 pts., 1998). In the postseason, Davis was equally as impressive, totaling at least 100 rushing yards in seven of his eight career playoff appearances, including his 157-yard, three-rushing touchdown performance against Green Bay in Super Bowl XXXII to earn game MVP honors. He averaged an NFL-record (min. 5 games) 142.5 rushing yards per game in the postseason for his career, totaling a club-record 1,140 rushing yards on 204 carries (5.6 avg.) with 12 touchdowns. Davis, who played his first collegiate season at Long Beach State before transferring to Georgia, ranks first in Broncos history in career 100-yard rushing games (41), first in rushing touchdowns (60), second in overall touchdowns (65) and second in yards from scrimmage (8,887).



DAVIS NFL CAREER RECORD

RUSHING						RECEIVING					
Games	Starts	No.	Yds.	Avg.	LG	TD	No.	Yds.	Avg.	LG	TD
78	77	1,655	7,607	4.6	71t	60	169	1,280	7.6	35	5



JASON ELAM

5-11 • 194 • HAWAII

YEAR INDUCTED: 2016

YEARS WITH BRONCOS: 1993-2007

KICKER



1

Jason Elam, who played the first 15 seasons (1993-2007) of his 17-year NFL career with the Broncos, is the franchise's all-time leader in field goals (395) and points (1,786)—both representing the second-highest totals in NFL history for a single team (K Jason Hanson, Det.). A three-time Pro Bowl selection (1995, '98, '01) and 2001 NFL Special Teams Player of the Year, Elam played in a team-record 250 combined games (236 reg. season / 14 postseason) for the Broncos. He was part of 152 combined wins—the second-highest total in team history behind quarterback John Elway (163)—including the Broncos' back-to-back Super Bowl victories in 1997 and 1998. In addition to kicking 24 game-winning or game-saving field goals as a Bronco, Elam finished his career with the team ranked eighth in NFL history in regular-season field goal percentage (80.6 / 395-of-490) and playoff field goal percentage (83.3 / 15-of-18). He also finished his Broncos career ranked second in league history in 50-yard field goals (37), including a 63-yard kick against Jacksonville on Oct. 25, 1998, that tied the NFL record. Including his two final NFL seasons with Atlanta (2008-09), Elam finished his career making 436-of-540 (80.7%) field goals and 675-of-679 (99.4%) PATs for 1,983 points. He set an NFL mark with 16 consecutive seasons scoring 100-plus points, and his 263 consecutive games (every contest of his career) with a point was the second-longest streak in league history at the time of his retirement. Elam was selected by the Broncos in the third round (70th overall) of the 1993 NFL Draft from the University of Hawaii, where he converted 79 career field goals to finish one shy of the then-NCAA record. A graduate of Brookwood High School in Snellville, Ga., Elam was born on March 8, 1970.





ELAM'S NFL CAREER RECORD


PAT CONVERSIONS			FIELD GOALS			
Games	No.-Att.	Pct.	No.-Att.	Pct.	LG	Pts.
263	675-679	99.4	436-540	80.7	63	1,983



JOHN ELWAY
 6-3 • 215 • STANFORD
 YEAR INDUCTED: 1999
 YEARS WITH BRONCOS: 1983-98
QUARTERBACK





John Elway, a two-time Super Bowl champion as a player, a member of the Hall of Fame Class of 2004 and the most accomplished player in Denver Broncos history, was elected to the franchise's Ring of Fame in 1999. The only player for whom the customary wait for Ring of Fame induction was waived, Elway finished his magnificent career completing 4,123-of-7,250 passes (56.9%) for 51,475 yards with 300 touchdowns and 226 interceptions. A starter in five Super Bowls overall, Elway capped his playing days with Super Bowl XXXIII Most Valuable Player honors after helping the Broncos capture the second of back-to-back World Championships following the 1998 season. Elway, who retired as the NFL's all-time winningest starting quarterback (148-82-1 / 643) was voted to a franchise-record nine Pro Bowl appearances (1986, '87, '89, '91, '93, '94, '96, '97 and '98) and as a starter six times. He was the NFL's Most Valuable Player in 1987 and AFC Player of the Year in 1993. Elway was named the Edge NFL Man of the Year for 1992 and was inducted into the Colorado Sports Hall of Fame in 1999 while also being named to the NFL's All-Decade team for the 1990s (first team). He generated 4,771 of the 5,806 points (82.2%) scored by the Broncos during his 16-year tenure with the club. Elway ranked No. 1 in NFL history in fourth-quarter, game-winning or game-saving drives with 47 (46-0-1 record) and had 36 career 300-yard passing games in the regular season. He started 2,595 drives as a pro and was replaced just 10 times due to injury (.039%). Elway's No. 7 jersey was retired on Sept. 13, 1999. Selected as the No. 1 overall pick in the 1983 NFL Draft, Elway concluded his collegiate career at Stanford University with five major NCAA Division I-A records and nine major Pacific-10 Conference marks.



ELWAY'S NFL CAREER RECORD

Games	Starts	Att.	Comp.	Yards	Pct.	TD	INT	LG	Rtg.
234	231	7,250	4,123	51,475	56.9	300	226	86	79.9



SIMON FLETCHER
 6-6 • 240 • HOUSTON
 YEAR INDUCTED: 2016
 YEARS WITH BRONCOS: 1985-95
LINEBACKER




Simon Fletcher spent his entire 11-year NFL career (1985-95) with the Broncos and finished as the franchise's all-time sack leader with 97.5 quarterback takedowns—a record that wasn't surpassed until 2018 by Von Miller. A member of the Broncos' 50th Anniversary Team, Fletcher never missed a game in his career, setting a team mark by appearing in 172 consecutive contests. At the conclusion of his career, Fletcher was tied for 13th on the NFL's all-time sack list. Including his six quarterback takedowns in the postseason, he totaled 103.5 for the Broncos to become just the 11th player in NFL history to reach 100 combined sacks for a single team. In addition to leading the Broncos in sacks for seven consecutive seasons (1988-94), Fletcher still owns three of the Top 7 single-season sack totals in team history. Fletcher joined Pro Football Hall of Fame defensive end Reggie White as the only players to record double-digit sack totals in five consecutive years from 1989-93. His 66 sacks during that span trailed only White (67) among his NFL counterparts. Fletcher set an NFL record by posting a sack in 10 consecutive games from 1992-93—a mark that he currently shares with former Broncos linebacker DeMarcus Ware (2007-08 w/Dallas). Along with his sack totals, Fletcher accounted for 851 career tackles (530 solo), two interceptions, 21 forced fumbles and 10 fumble recoveries. A starter on three AFC Championship teams (1986-87, '89), he totaled 42 tackles (36 solo) and six sacks (23 yds.) in 12 career postseason games. Fletcher was selected by the Broncos in the second round (54th overall) of the 1985 NFL Draft from the University of Houston. He started 33-of-37 games played for the Cougars, accounting for 14 career sacks and 30 tackles for a loss. A graduate of Bay City (Texas) High School, Fletcher was born on Feb. 18, 1962.



FLETCHER'S NFL CAREER RECORD

Games	Starts	Sacks	Int.	Yds.	FF	FR
172	143	97.5	2	8	21	10



STEVE FOLEY
 6-2 • 189 • TULANE
YEAR INDUCTED: 2024
YEARS WITH BRONCOS: 1976-86


43

SAFETY

Steve Foley, the franchise's all-time leader in interceptions, was elected into the Denver Broncos Ring of Fame in 2024 alongside tight end Riley Odoms. Playing his entire 11-year career in Denver (1976-86), Foley finished with 877 tackles, 44 interceptions (622 yds., 1 TD) and four fumble recoveries (1 TD). His 44 interceptions from 1976-86 were the third-most in the NFL, with only Pro Football Hall of Fame safety Donnie Shell (48) and Seahawks Ring of Honor cornerback Dave Brown (50) recording more in that span. He is also just 1-of-2 players in franchise history to record five seasons with at least five interceptions, joining Ring of Fame safety Goose Gonsoulin. A key figure in the Broncos early success, Foley was part of the club's first six playoff appearances (1977-79, '83-84, '86) as well as its first four AFC West titles (1977-78, '84, '86). He is also just 1-of-3 players to start each of the team's first two Super Bowls (cornerback in Super Bowl XII in 1977 and safety in Super Bowl XXI in 1986). Before joining the Broncos, Foley spent one season transitioning from quarterback to defensive back with the Jacksonville Express of the World Football League in 1975. A quarterback at Tulane University, Foley was inducted into the School's Hall of Fame in 1983 after setting a school record for total yards (3,472) and leading the team to two winning seasons. A native of New Orleans and a member of the Louisiana Sports Hall of Fame Class of 2002, Foley was born Nov. 11, 1953.



FOLEY'S NFL CAREER RECORD

Games	Starts	Tackles	Sacks	Int.	Yds.	Avg.	TD	Fum. Rec.	Fum TD	Def. TD
150	135	877	0.0	44	622	14.1	1	4	1	2




AUSTIN "GOOSE" GONSOULIN
 6-3 • 210 • BAYLOR
YEAR INDUCTED: 1984
YEARS WITH BRONCOS: 1960-66


23


SAFETY

Austin "Goose" Gonsoulin was one of the four original Ring of Fame inductees in 1984 and was recognized for his splendid play at safety for seven seasons. Gonsoulin was one of the original Broncos from the 1960 season and was one of three original Broncos still with the team at the start of his final year with the club in 1966. At the end of his Broncos career, he was the all-time American Football League leader in interceptions with 43 and still ranks second in club history in that category. His 11 pickoffs in 1960 as a rookie are still a Denver club record, and he shares the team and NFL record for interceptions in a game with four, a feat he accomplished on Sept. 18, 1960, at Buffalo. He also had three interceptions in a game against Kansas City on Oct. 11, 1964. Gonsoulin led the Broncos in interceptions four times in his career, including in consecutive seasons from 1962-63, and currently ranks fifth in club history with 542 career interception return yards. He was an All-AFL choice in 1960, '62 and '63 while also being named to the AFL All-Star Game from 1961-64 and in '66. His amazing durability and toughness enabled him to start 61 consecutive games at one point in his career. Gonsoulin played one season with San Francisco in 1967 after his Broncos career concluded. A native of Port Arthur, Texas, he was captain of his college team at Baylor University.




GONSOULIN'S NFL CAREER RECORD

Games	Starts	Sacks	Int.	Yds.	Avg.	TD
108	N/A	N/A	46	551	12.0	2




RANDY GRADISHAR
 6-3 • 233 • OHIO STATE
 YEAR INDUCTED: 1989
 YEARS WITH BRONCOS: 1974-83
LINEBACKER



53

A member of the Pro Football Hall of Fame Class of 2024, Randy Gradishar was the only Ring of Fame inductee in 1989 in recognition of his outstanding 10-year career (1974-83) at linebacker for the Broncos. He was among the 15 finalists for the Pro Football Hall of Fame balloting in 2003 and 2008 as well as one of the 25 semifinalists for the Class of 2004, 2005, 2006 and 2007. Gradishar earned seven Pro Bowl selections, a total that was the most by a Bronco at the end of his career (currently ties for fourth), and he is the Broncos' all-time leader in tackles with 2,049. He led the Broncos in tackles for a franchise-record nine consecutive years from 1975-83 and averaged 222 tackles per season during that stretch. His 286 tackles during the 1978 campaign still stand as the Broncos' single-season record. Selected by the Broncos in the first round (14th overall) of the 1974 NFL Draft, Gradishar never missed a game, playing in 145 in a row. He accounted for 33 turnovers (20 INTs, 13 FR) during his 10-year career, and that total tied for the fourth most by an NFL linebacker in that span. Voted the NFL Defensive Player of the Year in 1978 by AP, UPI, *Pro Football Weekly* and NEA (George Halas Award), Gradishar helped the Broncos to four playoff berths (1977-79, '83), two division titles (1977-78) and an appearance in Super Bowl XII during the 1977 season. His teammates also voted him defensive MVP in 1978 and '80. While at Ohio State, Gradishar was referred to by Head Coach Woody Hayes as "the best linebacker I ever coached at Ohio State." A three-year starter for the Buckeyes and a consensus All-American as a senior, Gradishar received Academic All-America honors in college. He was president of the Denver Broncos Youth Foundation from 1982-92 and was inducted into the College Football Hall of Fame in 1998.



GRADISHAR'S NFL CAREER RECORD

Games	Starts	Tackles	Sacks	Int.	Yds.	Avg.	TD	Fum. Rec.	Fum TD	Def. TD
145	134	2,049	19.5	20	335	16.8	3	13	1	4



RICH JACKSON
 6-3 • 255 • SOUTHERN
 YEAR INDUCTED: 1984
 YEARS WITH BRONCOS: 1967-72
DEFENSIVE END



87

Rich Jackson was one of the four original Ring of Famers who were inducted in 1984 and was recognized for his six outstanding seasons with the Broncos from 1967-72. He was considered by many as the best defensive end in professional football during his prime. Known as "Tombstone," Jackson was the first Bronco to be named to the All-NFL first team in 1970. His 43 sacks as a Bronco were the most by any player in club history at the conclusion of his career. He entered the AFL in 1966 with Oakland, playing in five games, before spending the next six seasons with Denver after the Broncos acquired him in a trade. Jackson posted his career high in quarterback sacks in 1969 with 11 and had 10 sacks in both '68 and '70. He was voted All-AFL in 1968 and '69 in addition to starting in the 1970 Pro Bowl. He made the Pro Bowl again in 1971 despite playing in only seven games due to a knee injury that eventually forced him out of football. That season, he was graded by the Broncos' coaches as the team's most efficient tackler as he made the stop on 97 percent of his opportunities. Tabbed the Colorado Sports Hall of Fame Pro Athlete of the Year in 1970, Jackson played the first four games of the 1972 season with the Broncos before being traded to Cleveland for a 1973 third-round draft choice (Paul Howard). He played in each of the final 10 games for the Browns in 1972 during his final NFL season. He was a standout end at Southern University on both sides of the ball and also was the NAIA shot-put champion.



JACKSON'S NFL CAREER RECORD

Games	Starts	Sacks	Int.	Yds.	Avg.	TD
82	N/A	N/A	0	0	0.0	0



TOM JACKSON

5-11 • 220 • LOUISVILLE

YEAR INDUCTED: 1992

YEARS WITH BRONCOS: 1973-86


LINEBACKER



TOM JACKSON

57

Tom Jackson was the only player inducted into the Denver Broncos Ring of Fame in 1992. "TJ" always was one of the most popular players among his teammates, who voted him most inspirational player six consecutive seasons (1981-86). Selected by the Broncos in the fourth round (88th overall) of the 1973 NFL Draft from the University of Louisville, Jackson finished his 14-year career (1973-86) having played the most games in Broncos history at 191 and currently stands fourth on that list. He also finished his career tied for second in games started by a Bronco with 177 (currently tied for fourth) and is one of only five Broncos to wear the Denver uniform for at least 14 seasons. Jackson, who started every possible game in a season seven times for his career, made three consecutive Pro Bowl appearances from 1977-79 and was named first-team All-Pro twice (1977-78). He also was named by his teammates as Denver's defensive MVP in 1974, '76 and '77. The linebacker helped the Broncos to six playoff berths (1977-79, '83-84, '86), four division titles (1977-78, '84, '86) and two Super Bowls (XII in 1977, XXI in '86). He was a key member of the 1977 squad that posted a 12-2 regular-season record en route to earning the franchise's first-ever playoff berth and advancing to Super Bowl XII against the Cowboys. Jackson is tied with fellow Ring of Famer Randy Gradishar for the most interceptions in Broncos history by a linebacker with 20, a career total that currently ties for the 10th highest by any player in club annals. His seven interceptions in 1976 mark the highest single-season total by a linebacker in Broncos history. Jackson finished among Denver's top five tacklers during 11 consecutive seasons from 1974-84 and recorded a career-high 169 stops in 1980. Upon his retirement following the 1986 season, he was fifth on the Broncos' all-time sack list with 44 and currently is 10th on that chart. Jackson joined the Broncos after a standout career at Louisville, where he was a three-time all-conference selection.



JACKSON'S NFL CAREER RECORD

Games	Starts	Sacks	Int.	Yds.	Avg.	TD
191	177	44.0	20	340	17.0	3



CHARLEY JOHNSON

6-1 • 200 • NEW MEXICO STATE

YEAR INDUCTED: 1986

YEARS WITH BRONCOS: 1972-75

QUARTERBACK



CHARLEY JOHNSON

12

Charley Johnson was one of three inductees into the Denver Broncos Ring of Fame in 1986 along with fellow quarterback Frank Tripucka and defensive end Paul Smith. Johnson came to Denver in 1972 from Houston in exchange for a third-round draft choice, and the trade at that time was regarded as the most important in franchise history. He quarterbacked the Broncos to their first winning season (7-5-2 in 1973), a landmark moment in the first 14 years of club annals. Johnson set a Broncos record for passing accuracy in 1974 by completing 55.7 percent of his attempts. He made the All-AFC team picked by UPI and *Pro Football Weekly* after the 1973 season while being chosen by his teammates as the Broncos' most valuable offensive player. Johnson once threw for 445 yards in a game (vs. Kansas City, 11/18/74), marking the second-highest single-game passing total in team history at the time, and recorded four 300-yard passing games for his career. He also threw a touchdown pass in 10 consecutive games from 1973-74. He finished his Broncos career with 7,238 passing yards, which currently rank ninth in team history, and 52 touchdown passes, which currently rank seventh in club annals. He had a 20-18-3 (.524) record as a starter with Denver and averaged an impressive 7.46 yards per pass attempt. A draft choice of the St. Louis Cardinals, Johnson played his first professional season with that club in 1961 and set many passing records during nine years with the team. He was traded to Houston before the 1970 season and was with the Oilers for two years before joining the Broncos. Johnson was a star quarterback at New Mexico State University, where he led his team to two Sun Bowl titles.



JOHNSON'S NFL CAREER RECORD


Games	Starts	Att.	Comp.	Yards	Pct.	TD	INT	LG	Rtg.
165	124	3,392	1,737	24,410	51.2	170	181	90t	69.2



FLOYD LITTLE
 5-10 • 196 • SYRACUSE
 YEAR INDUCTED: 1984
 YEARS WITH BRONCOS: 1967-75
RUNNING BACK




Floyd Little, named to the Pro Football Hall of Fame Class of 2010, was one of the four original Denver Broncos Ring of Fame inductees from 1984 and joins John Elway and Frank Tripucka as one of three Broncos whose jersey number is retired. A first-round (sixth overall) draft choice of the Broncos in 1967 from Syracuse University, Little was the first No. 1 draft pick ever signed by the Broncos and was widely regarded as “The Franchise” for much of his nine-year career in which he established himself as Denver’s first serious threat at running back. A Pro Bowl participant from 1970-71 and in ’73, Little twice played in the AFL All-Star Game (1968-69) and was named the Colorado Sports Hall of Fame Pro Athlete of the Year in 1972. He finished his Broncos career ranked No. 1 on the franchise’s all-time list for rushing attempts (1,641), rushing yards (6,323) and rushing touchdowns (43), and he now ranks second in each behind Terrell Davis. Among professional football players from 1967-75, only O.J. Simpson totaled more rushing yards than Little, who also posted the fourth-most rushing scores in football during that time. He led Denver in rushing for seven consecutive seasons from 1967-73, marking the longest such streak in club history, and at the time of his retirement ranked seventh in NFL annals in career rushing yards. In 1971, Little led the NFL in rushing with a career-best 1,133 yards after capturing the AFC rushing crown a year earlier with 901 yards in 1970. He set a Broncos career record with 54 total touchdowns (43 rush, 9 rec., 2 ret.) that currently rank fourth on their all-time list while finishing his career third on their all-time scoring list with 324 points (currently 10th). He also set a team record with 12,173 career all-purpose yards, a mark that stood until Rod Smith passed him in 2006, and finished his career as the Broncos’ all-time leader in career kickoff return yards (2,523—currently second). A three-time All-American at Syracuse, Little followed in the footsteps of Jim Brown and Ernie Davis as a superstar tailback for the Orangemen. He shattered most of the records set by his predecessors, rushing for 2,704 yards, totaling 582 receiving yards, returning punts for 845 yards and kickoffs for 797 yards, and recording 19 passing yards—for a total of 4,947 yards.

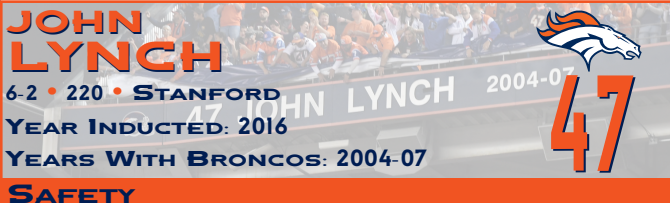


LITTLE'S NFL CAREER RECORD

RUSHING							RECEIVING							KICK RETURNS				
Games	Starts	No.	Yds.	Avg.	LG	TD	No.	Yds.	Avg.	LG	TD	No.	Yds.	Avg.	LG	TD		
117	93	1,641	6,323	3.9	80†	43	215	2,418	11.2	74	9	104	2,523	24.3	89	0		



JOHN LYNCH
 6-2 • 220 • STANFORD
 YEAR INDUCTED: 2016
 YEARS WITH BRONCOS: 2004-07
SAFETY




John Lynch played four seasons (2004-07) with the Broncos and was named to the Pro Bowl in each year he played for the franchise. He joined cornerbacks Champ Bailey and Aqib Talib as the only three players in Broncos history to make the Pro Bowl in each of their first four years with the club. Elected to the Pro Football Hall of Fame in 2021, Lynch was selected to nine total Pro Bowls (4 with Denver; 5 with Tampa Bay), trailing only Hall of Famer Ken Houston (10) among safeties in league history. Lynch helped Denver’s defense rank No. 8 overall in total defense from 2004-07 while producing 304 tackles (215 solo), seven sacks, three interceptions, 26 passes defended, nine forced fumbles and one fumble recovery. He joined 2017 Pro Football Hall of Fame inductee Brian Dawkins as the only NFL safeties during that span to post seven sacks and nine forced fumbles. After setting a career high with 10 passes defended in his first year with the Broncos in 2004, Lynch established personal bests with four sacks and four forced fumbles in 2005 to become the first safety since Rod Woodson in 1992 to reach those totals in a single season. Denver’s defense in 2005 allowed the fewest points per game (16.1) by the franchise in 14 years, helping the team to a 13-3 record and an AFC West Division title. Lynch came to the Broncos after 11 seasons in Tampa Bay, where he was a four-time Associated Press All-Pro selection (1999-2002) and helped the franchise to a victory in Super Bowl XXXVII. He was inducted into the Buccaneers’ Ring of Honor in 2016. Lynch was selected by Tampa Bay in the third round (82nd overall) of the 1993 NFL Draft from Stanford University, where he received first-team All-Pacific-10 Conference honors as a senior. He attended Torrey Pines High School in Del Mar, Calif., and was born on Sept. 25, 1971.



LYNCH'S NFL CAREER RECORD

Games	Starts	Sacks	Int.	Yds.	FF	FR
224	191	13.0	26	204	15	9



NEW INDUCTEE
PEYTON MANNING
 6-5 • 230 • TENNESSEE
 YEAR INDUCTED: 2021
 YEARS WITH BRONCOS: 2012-15
QUARTERBACK

Peyton Manning, the only five-time Most Valuable Player in NFL history (2003-04, '08-09, '13), played 18 seasons with Indianapolis (1998-2011) and Denver (2012-15). He was elected to the Pro Football Hall of Fame and the Broncos Ring of Fame in 2021. A member of the 2000s NFL All-Decade Team and the NFL 100th Anniversary All-time Team, Manning was chosen to the Associated Press All-Pro team 10 times (7x first team; 3x second team) and selected to the Pro Bowl 14 times. He was also twice named the NFL Offensive Player of the Year (2004, '13) as well as Super Bowl XLI MVP. In Manning's four seasons in Denver, he helped the Broncos to the most wins (55) and highest winning percentage (.764) of any team in the NFL while capturing four AFC West Division titles, two AFC Championships and a victory in Super Bowl 50 following his final professional season in 2015. No player threw more touchdowns (151) in the regular season/playoffs combined from 2012-2015 than Manning, who ranked third in the league in overall passer rating (99.6) as well as fourth in both overall passing yards (19,062) and completions (1,639) during that period. In 2013, he posted the most prolific season of any quarterback in NFL history en route to earning his fifth MVP award. Manning, who helped the Broncos to their first Super Bowl appearance in 15 years that season, set NFL single-season records for touchdown passes (55) and passing yards (5,477) while leading the highest-scoring offense (606 pts., 37.9 PPG) in NFL history. His first season with the Broncos in 2012 saw him earn the Associated Press' Comeback Player of the Year award for his remarkable return to the field from a neck injury that forced him to miss the 2011 season. Manning, who received permission from Frank Tripucka's family to wear No. 18, is recognized inside Empower Field at Mile High as one of the club's retired numbers. The number one pick in the 1998 NFL Draft, Manning is also a member of the College Football Hall of Fame Class of 2017 for his distinguished career at the University of Tennessee.




MANNING'S NFL CAREER RECORD

Games	Starts	Att.	Comp.	Yards	Pct.	TD	INT	LG	Rtg.
266	265	9,380	6,125	71,940	65.3	539	251	86t	96.5




KARL MECKLENBURG
 6-3 • 240 • MINNESOTA
 YEAR INDUCTED: 2001
 YEARS WITH BRONCOS: 1983-94
LINEBACKER

Karl Mecklenburg joined the Denver Broncos Ring of Fame in 2001 after establishing himself as one of the most outstanding defensive players in franchise history during his 12-year career from 1983-94. Mecklenburg overcame long odds to achieve greatness after being drafted by the Broncos in the 12th round from the University of Minnesota in 1983—the 310th player chosen. After playing defensive end during his first professional season, Mecklenburg was converted to linebacker in 1984. He became a starter by his third season in 1985 and went on to start 141 career games, a total that includes all 16 games in a year during five different campaigns. His 180 career games played with Denver placed him fifth on the club's all-time list at the end of his tenure with the team (currently ninth). Mecklenburg was voted to play in six Pro Bowls (1985-87, '89, '91, '93), a total that ties for the fifth highest by a player in team history. He was named All-AFC and All-NFL four times (1985-87, '89) and was tabbed the 1986 AFC Player of the Year by *Football News*. Mecklenburg helped Denver to seven postseason appearances (1983-84, '86-87, '89, '91, '93), five division titles (1984, '86-87, '89, '91) and three Super Bowl berths (XXI in 1986, XXII in '87, XXIV in '89). He finished his career with 1,145 tackles (787 solo) as well as a franchise-record 79 sacks. Mecklenburg's career high of 13 sacks came in 1985 and (then a franchise single-season record), and he posted eight seasons with at least seven sacks. He recorded 11 multiple-sack games and is the only player in team annals to record four sacks in a game twice in his career. Mecklenburg posted 100 tackles in a season six times, including a career and team-high 143 stops in 1989. Mecklenburg began his collegiate career at Augustana (S.D.) College before transferring to Minnesota, where he earned second-team All-Big Ten honors as a senior in 1982.



MECKLENBURG'S NFL CAREER RECORD

Games	Starts	Solo	Assist	Total	Sacks	Int.	Yds.	Avg.	TD
180	141	787	358	1,145	79.0	5	128	25.6	0



RED MILLER


YEAR INDUCTED: 2017

YEARS WITH BRONCOS: 1977-80

HEAD COACH



Red Miller was elected to the Broncos Ring of Fame in 2017, joining Dan Reeves as the only two coaches in team history to receive the prestigious honor. Hired as the eighth head coach in Broncos history on Feb. 1, 1977, Miller compiled a 40-22 (.645) regular-season record and a 2-3 (.400) playoff mark from 1977-80. He never had a losing record in his four seasons with the Broncos, tying for the fourth-most regular-season wins (40) in the NFL during his head coaching tenure—a figure that ranks fourth in Broncos history. Miller's 1977 squad posted a 12-2 record and won Denver's first-ever AFC West title, wresting it away from the defending Super Bowl-champion Oakland Raiders. After earning their first-ever playoff berth, the Broncos went on to beat the Raiders in the AFC Championship Game and advanced to their first Super Bowl. Despite losing to the Dallas Cowboys 27-10 in Super Bowl XII, Miller was named 1977 NFL Coach of the Year by the Associated Press and K.C. 101 Club. The Broncos finished the 1978 season with a 10-6 record and won its second consecutive AFC West crown before losing in the divisional playoffs to the eventual Super Bowl-champion Pittsburgh Steelers. Denver finished 10-6 in 1979 to qualify for the playoffs for a third consecutive year before posting an 8-8 mark in 1980, Miller's final season. Miller's teams were fueled by the famed Orange Crush defense, which allowed an NFL-low 15.0 points per game from 1977-80.



GENE MINGO

6-2 • 216 • UNITED STATES NAVY

YEAR INDUCTED: 2014


YEARS WITH BRONCOS: 1960-64

HALFBACK/KICKER



21

Gene Mingo, who played five seasons with the club (1960-64), was one of three inductees into the Ring of Fame in 2014, becoming the fourth "original Bronco" to receive the honor. During the first four seasons (1960-63) in Broncos history, Mingo ranked third in professional football with 375 total points, trailing only Pro Football Hall of Fame running back Paul Hornung (396 pts.) and Patriots Hall of Fame wide receiver/kicker Gino Cappelletti (448 pts.). He led the American Football League in scoring on two occasions—producing 123 points (6 TDs, 18 FGs, 33 PATs) in Denver's inaugural 1960 season and 137 points (4 TDs, 27 FGs, 32 PATs) as an AFL All-Star selection in 1962. A multi-talented weapon during the formative years of the franchise, Mingo appeared in 59 career games for the Broncos and totaled 185 rushes for 777 yards (4.2 avg.) with eight touchdowns on the ground and 47 catches for 399 yards (8.5 avg.) with three touchdowns through the air. He also completed 6-of-18 passes for 200 yards with two touchdowns and one interception. On special teams, he connected on 72-of-119 field goals (60.5%) and 111-of-116 extra points (95.7%) for the Broncos and returned 18 punts for 214 yards (11.9 avg.) with one touchdown along with 34 kickoffs for 742 yards (21.8 avg.). He returned a punt 76 yards for a touchdown in the first regular-season AFL game—a 13-10 Broncos victory against the Boston Patriots on Sept. 9, 1960. Mingo later served as an honorary captain for Denver's "Legacy Game" against the Patriots on Oct. 11, 2009, commemorating the franchise's 50th season. A pioneer as the first African-American placekicker in professional football history, Mingo finished his career playing in a combined 71 games for Oakland (1964-65), Miami (1966-67), Washington (1967) and Pittsburgh (1969-70).



MINGO'S NFL CAREER RECORD

RUSHING								PUNT RETURNS					KICKING			
Games	Starts	No.	Yds.	Avg.	LG	TD		No.	Yds.	Avg.	LG	TD	No.-Att.	Pct.	LG	Pts.
130	N/A	185	777	4.2	82	8		18	214	11.9	76†	1	112-219	51.1	53	551



CRAIG MORTON

6-4 • 214 • CALIFORNIA

YEAR INDUCTED: 1988

YEARS WITH BRONCOS: 1977-82

QUARTERBACK



7

Craig Morton was one of three Broncos Ring of Fame inductees in 1988 along with fellow teammates Haven Moses and Jim Turner. Morton, who joined the Broncos from the New York Giants in a 1977 trade, was Denver's starting quarterback for most of the period from 1977-82 and led the team to its first postseason and Super Bowl berth (XII vs. Dallas) in 1977 when he guided the Broncos to a 12-2 regular-season record and home playoff wins against Pittsburgh and Oakland that year. Morton, who played for the Cowboys from 1965-74, earned a variety of awards for his performance in 1977, including AFC Most Valuable Player honors after ranking fourth in the league in passer rating (82.0). During his career with Denver, he led the team to two division titles (1977-78) and three playoff berths (1977-79). Morton finished his Broncos career ranked first in passing yards (11,895 - currently third), touchdown passes (74 - currently third), pass attempts (1,594 - currently fifth), completions (907 - currently fifth) and total offense (12,155 - currently fourth). His 41 career regular-season wins as the Broncos' starting quarterback mark the second-highest total in club history, and his .641 winning percentage as Denver's signal caller (41-23) is the fourth best in franchise annals. In 1981, the quarterback led the NFL with an 8.50 yards per attempt average, a figure that stands as the highest single-season total in Broncos history, and threw for a career-high 3,195 yards. Morton once completed 16 consecutive passes in a game and had a streak of nine consecutive games with a touchdown pass. He was a consensus All-American at the University of California, where he also starred in baseball.



MORTON'S NFL CAREER RECORD

Games	Starts	Att.	Comp.	Yards	Pct.	TD	INT	LG	Rtg.
203	144	3,786	2,053	27,908	54.2	183	187	95t	73.5



HAVEN MOSES

6-2 • 208 • SAN DIEGO STATE

YEAR INDUCTED: 1988

YEARS WITH BRONCOS: 1972-81

WIDE RECEIVER



25

Haven Moses was inducted into the Denver Broncos Ring of Fame in 1988 as part of a three-member class that included quarterback Craig Morton and kicker Jim Turner. Moses played 10 seasons for the Broncos from 1972-81 as one of their primary wide receivers after joining the team from Buffalo, where he played his first four professional seasons. He finished his Broncos career ranked third in receptions (302 - currently 11th) and receiving yards (5,450 - currently ninth) while tying for first in receiving touchdowns with 44 (currently tied for fifth). His yards-per-reception average for his Denver career was 18.0, which marks the highest career mark in franchise history, and he averaged more than 19 yards per catch in three consecutive seasons from 1976-78. Moses, who helped Denver to three playoff berths (1977-79), two division titles (1977-78) and its first-ever Super Bowl berth (XII vs. Dallas during the 1977 season), was a key member of the first winning season in Broncos history in 1973 (7-5-2) when he caught a career-high eight touchdown passes to earn Pro Bowl honors. In 1979, he had career bests in receptions (54) and receiving yards (943). Moses was a two-year letterman and an All-American as a wide receiver and defensive back at San Diego State University.



MOSES' NFL CAREER RECORD

Games	Starts	Rec.	Yds.	Avg.	LG	TD
199	N/A	448	8,091	18.1	76t	56



TOM NALEN

6-3 • 286 • BOSTON COLLEGE

YEAR INDUCTED: 2013

YEARS WITH BRONCOS: 1994-2008

CENTER




66

Tom Nalen was elected into the Denver Broncos Ring of Fame in 2013. He played center for the Broncos for 14 seasons (1994-2007), anchoring an offensive line that was the standard among NFL units during that span. He saw action in the third-most regular-season games (194) in franchise history, and his 188 starts are second only to quarterback John Elway in Denver's record books. The 11 single-season 1,000-yard rushers and 93 single-game 100-yard rushers he blocked for as the team's starting center (1995-2007) represented the most by an NFL club during that time and the Broncos' 395 sacks allowed in that span were the third fewest in the league. Originally drafted by Denver in the seventh round (218th overall) in 1994, Nalen went on to make five Pro Bowls (1997-2000, '03)—the most by an offensive lineman in Broncos history—in addition to being named an Associated Press All-Pro selection three times (First Team – 2000, '03; Second Team – 1999) and the NFL's Offensive Lineman of the Year following the 2003 season. He was a member of Denver's back-to-back Super Bowl champion teams from 1997-98 and his 13 career postseason starts are tied for the third-highest total in team history. In addition to being a part of seven playoff teams, three division champions and two Super Bowl winners, Nalen's offenses finished ranked in the Top 5 in total yards on eight occasions. He blocked for 1997 MFL MVP Terrell Davis' memorable 2,000-yard campaign in 1998 and helped pave the way for NFL Offensive Rookie of the Year performances by running backs Mike Anderson (2000) and Clinton Portis (2002). Nalen was a three-year starter at Boston College, where he earned numerous honors, including third-team AP All-America, second-team All-Big East Conference and first-team ECAC recognition.



NALEN'S NFL CAREER RECORD

Games	Starts
194	188



RILEY ODOMS

6-4 • 230 • HOUSTON

YEAR INDUCTED: 2024

YEARS WITH BRONCOS: 1972-83

TIGHT END




88

A four-time Pro Bowler (1973-75, '78) and three-time Associated Press All-Pro (1974-75, '77) with the Broncos, Riley Odoms was elected into the Denver Broncos Ring of Fame in 2024 alongside safety Steve Foley. Odoms' four Pro Bowl selections are the second-most among Broncos' tight ends in team history, and he is just 1-of-13 players in franchise annals to earn multiple first-team All-Pro honors from the Associated Press. During his 12-year career, all of which were spent in Denver, Odoms combined for 396 receptions for 5,755 yards (14.5 avg.) with 41 touchdowns along with 25 rushes for 211 yards (8.4 avg.) and two scores in 153 games (134 starts). Over the course of his career, Odoms posted the most receptions and receiving yards among all NFL tight ends while only Pro Football Hall of Fame tight end Dave Casper (50) recorded more receiving touchdowns. His 14.5 receiving average is also the third highest among pure tight ends with at least 350 catches in NFL history, trailing only Pro Football Hall of Fame tight end Jackie Smith and former NFL tight end Rob Gronkowski. A key member of the Broncos first Super Bowl team in 1977, Odoms was part of the first four playoff seasons (1977-79, '83) in team history. He also helped the Broncos to their first playoff win in 1977, catching five receptions and the key go-ahead 30-yard score in the second half of the 34-21 win against the Steelers in the 1977 AFC Divisional Round. A native of Corpus Christi, Texas, Odoms has also been inducted into the University of Houston's Hall of Fame in 2008 and the Texas High School Football Hall of Fame in 2024. He was born March 1, 1950.



ODOMS' NFL CAREER RECORD

Games	Starts	No.	Yds.	RECEIVING				No.	Yds.	RUSHING		
				Avg.	LG	TD	Avg.			LG	TD	
153	134	396	5,755	14.5	48	41	25	211	8.4	31	2	




GERALD PHIPPS

YEAR INDUCTED: 1985

YEARS WITH BRONCOS: 1961-81

OWNER

Gerald H. Phipps became the first non-player to be inducted into the Denver Broncos Ring of Fame in 1985. Under the guidance of Phipps and his brother Allan, the Broncos rose from their less than auspicious beginnings to the top of the American Football Conference after Phipps purchased the club on Feb. 15, 1965. In 1977, the Broncos posted a 12-2 regular-season record and advanced to the playoffs for the first time in franchise history en route to claiming their first-ever AFC Championship and appearing in their first Super Bowl (XII vs. Dallas). Denver won the AFC West title in 1977 and '78 with Phipps as owner, and the club made three consecutive playoff appearances (1977-79). Under Phipps, the Broncos ultimately rose to a position as one of the NFL's most stable franchises after recording the first winning season in club history under his direction in 1973 (7-5-2 record). With the success of the Broncos, the doors were opened for major league teams from other sports to grab a piece of the Denver sports pie. Following the takeover by the Phipps brothers, Denver Broncos season ticket sales improved from 8,002 in 1964 to 22,905 in 1965. Broncos season tickets were sold out for every season under Phipps from 1970-81 and grew to 73,380 in 1981. Denver's home attendance grew to 598,224 in his final year overseeing the club in 1981. Before purchasing the Broncos, Phipps was the president of the Gerald H. Phipps Inc. Construction Company, which he continued to operate. Phipps was born March 4, 1915, in Denver. Mr. Phipps passed away on Aug. 6, 1993.




DAN REEVES

YEAR INDUCTED: 2014

YEARS WITH BRONCOS: 1981-92

HEAD COACH

Dan Reeves became the first head coach to be elected to the Denver Broncos Ring of Fame when he was chosen along with Gene Mingo and Rick Upchurch in 2014. Reeves coached the Broncos from 1981-92 and compiled a 110-73-1 (.600) record in his 12 seasons while leading the team to a franchise-best five division titles (1984, '86-87, '89, '91) and three Super Bowl appearances (1986-87, '89). His 110 regular-season wins and seven playoff victories each rank second in Broncos history behind former Head Coach Mike Shanahan (138 reg. season/8 postseason). Hired by the Broncos on March 10, 1981, Reeves made six postseason appearances with Denver and finished with a losing record on just two occasions—one of which was the strike-shortened 1982 season. The pinnacle of his coaching career with the Broncos came in the late 1980s when he led the Broncos to the Super Bowl three times in a four-year span (1986-87, '89). Including his NFL tenure as a player with Dallas (1965-72) and coaching stops with the Cowboys (1972, '74-80), New York Giants (1993-96) and Atlanta Falcons (1997-2003), Reeves owns the distinction of participating in more Super Bowls (9) than any individual in NFL history. His most recent championship appearance was during the 1998 season when he led the Falcons to Super Bowl XXXIII against the Broncos to become just the third head coach at the time to lead multiple teams to the Super Bowl. In 23 seasons as an NFL head coach, including his 12 years with Denver, Reeves posted a 190-165-2 (.535) regular-season record and an 11-9 (.550) postseason mark. His 190 regular-season wins and 201 overall victories each rank ninth in league history while his four Super Bowl appearances are tied for fourth in league annals among head coaches. A quarterback at the University of South Carolina, Reeves signed with the Cowboys in 1965 and totaled 535 rushes for 1,990 yards (3.7 avg.) and 25 touchdowns as a running back during his eight-year professional playing career.





MIKE SHANAHAN


YEAR ELECTED: 2020

YEARS WITH BRONCOS: 1984-87, '89-91, 1995-2008

HEAD COACH



Mike Shanahan, the Broncos' all-time leader in regular-season wins (138) and postseason victories (8), became the third head coach elected into the Denver Broncos Ring of Fame in 2020. Denver's head coach from 1995-2008, Shanahan led the Broncos to back-to-back Super Bowl wins (XXXII & XXXIII), three conference championship games, seven postseason appearances and nine winning seasons during his 14 seasons manning the sidelines. Previously serving as an assistant coach with the Broncos in two separate stints (1984-87, '89-91), he was hired as head coach on Jan. 31, 1995. During Shanahan's tenure as head coach, Denver had the fourth-best regular-season record (138-86-0 / .616) and top home-record (83-29-0 / .741) in pro football. The Broncos also led the league during that span in total offense (361.9 ypg) and rushing offense (138.4 ypg) while scoring the third-most points (5,449 / 24.3 ppg) in the NFL. Between the 1996-98 seasons, the Broncos became the first team in NFL history to win 46 overall games (39 reg. / 7 post.) in a three-year period. They went undefeated at home in each of those three seasons, becoming the second team ever to be undefeated and untied at home in three consecutive years. In the franchise's first two Super Bowl winning seasons (1997, '98), the Broncos won 33 overall games, including 18 consecutive games (12/15/97-12/13/98) to tie the then all-time NFL record for consecutive victories. Shanahan, who is one of six head coaches to win back-to-back Super Bowls, coached six Broncos who were selected to the 1990s NFL All-Decade Team and six Pro Football Hall of Famers. Following back-to-back World Championships, Shanahan, who held additional responsibilities as Executive Vice President of Football Operations, rebuilt the Broncos into contenders with five consecutive winning seasons (2002-06) and three straight playoff appearances (2003-05). Denver went 13-3 in 2005 and hosted its second AFC Championship Game with Shanahan as head coach. One of six head coaches in NFL history to be on staff for 200+ wins and multiple World Championships with one team, Shanahan was a part of 221 total wins with the Broncos (the most for one coach in team history). Denver also advanced to three Super Bowls (XXI, XXII & XXIV) with Shanahan on staff as an assistant. Including his tenure leading the Los Angeles Raiders from 1988-89 and the Washington Redskins from 2010-13, Shanahan finished his 20-year head coaching career with a record of 170-138 (.552). His 178 total victories (170 reg season + 8 postseason) are tied for 14th in pro football history.



SHANNON SHARPE

6-2 • 228 • SAVANNAH STATE

YEAR INDUCTED: 2009


YEARS WITH BRONCOS: 1990-99, 2002-03

TIGHT END




84

Shannon Sharpe was elected as the 22nd member of the Denver Broncos Ring of Fame on May 12, 2009, after 12 record-setting seasons with the club from 1990-99 and 2002-03. A Pro Football Hall of Fame inductee in 2011, Sharpe tied a Broncos record with seven consecutive Pro Bowl selections from 1992-98 while becoming the NFL's all-time leader in receptions, receiving yards and receiving touchdowns by a tight end. A key member of the Broncos' back-to-back Super Bowl championship teams from 1997-98, Sharpe also was a four-time first-team All-Pro selection by the Associated Press as a Bronco. In 172 career regular-season games (139 starts) with Denver, he registered the second-most receptions (675), receiving yards (8,439) and receiving touchdowns (55) by a player in club annals, trailing only wide receiver Rod Smith. He also played two seasons with Baltimore from 2000-01, earning the third Super Bowl ring of his career during the 2000 campaign and his eighth trip to the Pro Bowl in 2001 with the Ravens. For his 14-year NFL career, Sharpe played 204 regular-season games (169 starts) and had 815 receptions for 10,060 yards (12.3 avg.) with 62 touchdowns. Sharpe owns more receptions, receiving yards, receiving touchdowns, Super Bowl wins and Pro Bowl selections than any of the other seven tight ends enshrined in the Pro Football Hall of Fame. Selected by the Broncos in the seventh round (192nd overall) of the 1990 NFL Draft from Savannah State University, Sharpe was named the first-team tight end on the NFL 1990s All-Decade Team as chosen by the Hall of Fame Selection Committee members.



SHARPE'S NFL CAREER RECORD

Games	Starts	Rec.	Yds.	Avg.	L.G.	TD
204	169	815	10,060	12.3	82t	62




DENNIS SMITH

6-3 • 200 • SOUTHERN CALIFORNIA

YEAR INDUCTED: 2001

YEARS WITH BRONCOS: 1981-94

SAFETY



49

Dennis Smith was inducted into the Denver Broncos Ring of Fame in 2001, honoring his stellar 14-year career with the club during which he established himself as one of the most feared safeties in the NFL. A ferocious hitter, Smith was voted to six Pro Bowls (1985-86, '89-91, '93) that tie for the sixth most by a player in Broncos history. The four-time All-NFL choice (1985-86, '89, '93) was a key part of seven playoff teams, five division champions and three Super Bowl teams (XXI in 1986, XXII in '87, XXIV in '89) with Denver. Selected by the Broncos in the first round (15th overall) of the 1981 NFL Draft from the University of Southern California, Smith finished his career ranked third all time in games played (184) by a Bronco and fifth in games started (170). He currently ranks sixth in club annals in both categories. The safety also is one of just four players in the history of the Broncos to play at least 14 seasons with the club. Smith's 30 career interceptions and 431 career interception return yards both were the fifth-highest totals at the time of his retirement (currently ranked seventh and sixth, respectively). Smith's career totals also include 1,171 tackles (794 solo) and 15 sacks. He posted a career-high five sacks in 1983, a career-best five interceptions in '91 and a career-high 120 tackles in '92. For his career, Smith recorded five seasons with at least 100 tackles. He was a consensus All-America choice in 1980 as a senior at USC, where he lettered four times in football and three times in track.



SMITH'S NFL CAREER RECORD

Games	Starts	Solo	Assist	Total	Sacks	Int.	Yds.	Avg.	TD	Fum. Rec.	Fum TD	Def. TD
184	170	794	377	1,171	15.0	30	431	14.4	0	17	1	1



PAUL SMITH

6-3 • 256 • NEW MEXICO

YEAR INDUCTED: 1986


YEARS WITH BRONCOS: 1968-78

DEFENSIVE TACKLE



70

Paul Smith was inducted into the Denver Broncos Ring of Fame in 1986 along with quarterbacks Frank Tripucka and Charley Johnson. The defensive tackle recorded 55.5 sacks with the Broncos from 1968-78, finishing his 11-year career in Denver ranked second in that category (currently seventh). He posted 10.5 sacks in 1972 and 11 sacks in '73, propelling him to back-to-back Pro Bowl selections, while registering a career-high 12 sacks during the '71 campaign. Smith did not miss a game for five consecutive seasons from 1969-73, appearing in all 70 contests during that period. He saw action in 12 games during the 1977 campaign, a season in which the AFC West-champion Broncos reached the playoffs for the first time in club history and played in Super Bowl XII against the Cowboys. Smith was one of the team's defensive leaders during the years when Denver was building the foundation for defensive excellence with the famed "Orange Crush." His head coach, John Ralston, once said that Smith was "the finest defensive tackle in pro football," and the lineman was known for being one of the quickest defensive tackles in the NFL. Smith's 11-year career was the longest in Broncos annals until he was surpassed by fellow Ring of Famer Billy Thompson. He was the first 10-year man in Broncos history after joining the club as a ninth-round selection (222nd overall) in the 1968 NFL Draft from the University of New Mexico. Smith finished his professional career by playing two seasons with Washington from 1979-80. Smith passed away on March 14, 2000.



SMITH'S NFL CAREER RECORD

Games	Starts	Sacks	Int.	Yds.	Avg.	TD
164	N/A	N/A	2	14	7.0	0



ROD SMITH

6-0 • 205 • MISSOURI SOUTHERN

YEAR INDUCTED: 2012

YEARS WITH BRONCOS: 1994-2007

WIDE RECEIVER




80

Rod Smith, the franchise's all-time leading receiver, was elected to the Denver Broncos Ring of Fame in 2012. A three-time Pro Bowl selection (2000-01, '05), Smith played 183 regular-season games (158 starts) over 12 seasons while setting club records for receptions (849), receiving yards (11,389) and receiving touchdowns (68). He also established the team's career postseason receiving marks with 49 catches for 860 yards and six touchdowns in 13 playoff games, including Denver's back-to-back Super Bowl championships following the 1997 and '98 seasons. Originally signed by the Broncos as a college free agent from Division II Missouri Southern University in 1994, Smith spent his rookie season on Denver's practice squad. His first NFL reception came against the Washington Redskins on Sept. 17, 1995, on a 43-yard catch from quarterback John Elway as time expired to give the Broncos a dramatic 38-31 victory. Smith eclipsed the 1,000-yard receiving mark in six consecutive seasons from 1997-2002 and in a club-record eight seasons overall (also from 2004-05). He produced 30 100-yard receiving games in the regular season, including in a career-high eight contests during the 2000 season. Following his final game as a Bronco at the conclusion of the 2006 regular season, Smith was ranked 11th in NFL history in career receptions (849), 17th in career receiving yards (11,389) and tied for 30th in career receiving touchdowns (68). His string of posting 70 or more catches for nine consecutive seasons (1997-2005) tied for the second-longest streak in NFL history, and his career receiving yardage total still ranks second among undrafted players in league annals.



SMITH'S NFL CAREER RECORD

Games	Starts	Rec.	Yds.	Avg.	LG	TD
183	158	849	11,389	13.4	85t	68



LIONEL TAYLOR

6-2 • 215 • NEW MEXICO HIGHLANDS

YEAR INDUCTED: 1984

YEARS WITH BRONCOS: 1960-66

WIDE RECEIVER



87

Lionel Taylor, one of the "original Broncos," was one of the initial Ring of Famers after being inducted with the inaugural class in 1984. He finished his seven-year Broncos career (1960-66) as the franchise's all-time leader in receptions (543) and receiving yards (6,872), records he held until 1999 (and now ranks fourth in each). In addition, he set a Broncos record for career touchdown receptions with 44, a mark that now ties for the fifth highest in team history. He caught 92 passes for 1,235 yards (13.4 avg.) with 12 touchdowns in Denver's inaugural 1960 campaign, and his reception total that year was the eighth best by a second-year player in NFL history. Taylor followed his impressive 1960 campaign with 100 receptions (1,176 yds.) in 1961 that stood as the franchise record until 2000 and currently tie for eighth on its single-season chart. Regarded by many as the possessor of the best hands in pro football, Taylor led the AFL in receiving for five of the league's first six years of existence. He never caught fewer than 76 passes in a season over those first six years, averaging 84.7 catches from 1960-65 for the highest six-year total in football history at that time. He totaled AFL/NFL bests in receptions (508) while ranking third in receiving yards (6,424) and tying for eighth in touchdown receptions (43) from 1960-65. A three-time All-AFL selection (1960-61, '65) who played in the league all-star game in 1962, Taylor attended New Mexico Highlands University. He entered the NFL with Chicago in 1959 and played for the Bears as a linebacker for one season before joining the Broncos in 1960. He finished his professional career playing two seasons with Houston from 1967-68.



TAYLOR'S NFL CAREER RECORD

Games	Starts	Rec.	Yds.	Avg.	LG	TD
121	N/A	567	7,195	12.7	80t	45



BILLY THOMPSON

6-2 • 201 • MARYLAND STATE

YEAR INDUCTED: 1987


YEARS WITH BRONCOS: 1969-81

SAFETY




36

Billy Thompson, regarded by many as one of the best defensive backs in Denver Broncos history, was the only Ring of Fame inductee in 1987. A third-round draft choice (61st overall) by the Broncos in 1969, Thompson was the first player in team history to play 13 seasons with Denver (1969-81) with that total tying for the sixth highest in franchise annals. A team captain for many years, Thompson finished his career with more starts (178) and games played (179) than any player in Broncos history and currently ranks third and 10th, respectively, in those categories. The safety also had the longest consecutive start and games played streaks (156 games) in Broncos history at the time of his retirement, marks that currently rank first and third, respectively, in club annals. Thompson was a three-time Pro Bowl selection (1977-78, '81) who earned All-NFL honors twice (1977-78) while establishing himself as one of the game's top ballhawk, finishing his career with a club-record 61 takeaways (40 INTs/21 FUM) as a member of teams that reached the playoffs three times (1977-79), won two division titles (1977-78) and appeared in one Super Bowl (XII in 1977). His 40 career interceptions are the third most by a Bronco in team history, and Thompson stands atop the Broncos' career interception return yardage list with 784 for a 19.6-yard average that is the second best in club history. The safety scored seven defensive touchdowns for his career, reaching the end zone three times on interception returns and four times on fumble recoveries. His three interception return touchdowns tie for the third-highest total in Broncos annals while his four fumble recovery touchdowns stood as the NFL's career record for many years and currently tie for third in league history. As a rookie in 1969, Thompson became the first player in pro football history to lead his league in both kickoff (28.5 avg.) and punt return (11.5 avg.) average in the same season. He finished his career with the second-most punt return yards (1,814), seventh-best punt return average (11.6) and third-best kickoff return average (25.1) in Broncos history. Thompson enjoyed a brilliant career at Maryland State (now Maryland-Eastern Shore), earning All-CIAA honors three times as a defensive back and being named team MVP as a senior. He also twice earned NAIA All-America honors and made All-CIAA three times in baseball as a centerfielder.



THOMPSON'S NFL CAREER RECORD

Games	Starts	Sacks	Int.	Yds.	Avg.	TD	Fum. Rec.	Fum TD	Def. TD
179	178	4.0	40	784	19.6	3	21	4	7




FRANK TRIPUCKA

6-2 • 192 • NOTRE DAME

YEAR INDUCTED: 1986


YEARS WITH BRONCOS: 1960-63

QUARTERBACK



18

Frank Tripucka, who joined the Denver Broncos Ring of Fame in 1986, is one of the "original Broncos," playing for the team from 1960-63. Tripucka led the Broncos to their first-ever .500 season in 1962 (7-7) and represented half of the Tripucka-to-Lionel Taylor passing combination as the duo (both Ring of Famers) went on to set various records together. Tripucka, who joins John Elway and Floyd Little as one of three Broncos whose jersey number is retired, recorded his best statistical season in 1960 when he completed 248-of-478 passes (51.9%) for 3,038 yards with 24 touchdowns. His 3,038 passing yards led the AFL that year while his 24 touchdown passes tied for the second-highest total in the league. The signal-caller was selected to play in the AFL All-Star Game following a 1962 season in which he threw for 2,917 yards to lead Denver to a 7-7 record and a second-place finish in the AFL West. Tripucka's 7,645 passing yards and 51 touchdown passes from 1960-62 marked the second-highest totals in the AFL during those three seasons. Tripucka currently ranks eighth in Broncos history in career passing yards (7,676), sixth in pass attempts (1,277), eighth in completions (662) and eighth in touchdown passes (51). His 447 passing yards against Buffalo (9/15/62) stood as the Broncos' single-game record until 2000 and currently tie for sixth in club annals. A former star at Notre Dame, Tripucka joined the Broncos after playing for Detroit (1949), the Chicago Cardinals (1950-52) and the Dallas Texans (1952).



TRIPUCKA'S NFL CAREER RECORD

Games	Starts	Att.	Comp.	Yards	Pct.	TD	INT	LG	Rtg.
75	N/A	1,745	879	10,282	50.4	69	124	96t	52.2



JIM TURNER

6-2 • 205 • UTAH STATE

YEAR INDUCTED: 1988


YEARS WITH BRONCOS: 1971-79

KICKER




15

Jim Turner, a 1988 inductee into the Denver Broncos Ring of Fame, ranks as one of the most prolific kickers of all time in professional football. He never missed a game as a pro and finished with a streak of 228 consecutive appearances, including 130 in nine seasons (1971-79) with the Broncos, for whom he scored 742 points to establish himself as Denver's all-time scoring leader until Jason Elam passed his mark in 1999. Turner also ranks behind only Elam in Broncos history in career field goals made (151) and extra points made (283). Turner's 151 field goals made with Denver from 1971-79 marked the fourth-highest total in the NFL during that period while his 742 points scored were the fifth most in the league over that span. In 1977, Turner helped Denver post a 12-2 regular-season record to earn the franchise's first-ever playoff appearance en route to advancing to Super Bowl XII against Dallas. Turner was a key part of Broncos squads that earned a total of three playoff appearances (1977-79) and two division titles (1977-78). Named the Broncos' special teams MVP in 1975, Turner joined Denver in 1971 after the club acquired him in a trade from the New York Jets. He played seven seasons for the Jets (1964-70), helping lead the club to a victory in Super Bowl III against Baltimore. At the time of his retirement, Turner ranked second in NFL career scoring with 1,439 points (currently 25th) as well as second in field goals with 304 (currently tied for 26th). Turner kicked 521 career extra points (currently 23rd in NFL history) and was the fourth player to ever reach the 500 mark. Before entering the NFL, Turner was a three-time letterman as a quarterback at Utah State University in the early 1960s.



TURNER'S NFL CAREER RECORD

PAT CONVERSIONS			FIELD GOALS			
Games	No.-Att.	Pct.	No.-Att.	Pct.	LG	Pts.
228	521-543	95.9	304-488	62.3	53	1,439



RICK UPCHURCH

5-10 • 175 • MINNESOTA

YEAR INDUCTED: 2014

YEARS WITH BRONCOS: 1975-83

WIDE RECEIVER/RETURNER




80

Rick Upchurch joined Gene Mingo and Dan Reeves as Denver Broncos Ring of Fame inductees in 2014. Upchurch, who spent his entire nine-year NFL career (1975-83) with the Broncos, made four Pro Bowls (1976, '78-79, '82) and five Associated Press All-Pro teams (1976-79, '82) as a returner. He was named a first-team 1970s NFL All-Decade choice by the Pro Football Hall of Fame Selection Committee in addition to earning second-team 1980s NFL All-Decade honors as a kick returner. Upchurch is the only player in Broncos history to make multiple all-decade teams with the franchise. His career totals include 267 receptions for 4,369 yards (16.4 avg.) with 24 touchdowns, 49 rushes for 349 yards (7.1 avg.) with three scores, 248 punt returns for 3,008 yards (12.1 avg.) with eight touchdowns as well as 95 kickoff returns for 2,355 yards (24.8 avg.). Upchurch's eight career punt return scores tied Pro Football Hall of Fame safety Jack Christiansen for the most in NFL history at the time of his retirement and currently rank first in franchise annals. In 1976, he led the NFL with a 13.7-yard punt return average and four punt return scores. His four touchdowns on punt returns tied an NFL record which still hasn't been broken. He finished first in the league in punt return average (16.1) and punt return touchdowns (2) again in 1982. His best offensive season came in 1979 when he paced the Broncos with 64 receptions for 937 yards (14.6 avg.) with seven touchdowns. His 937 yards marked the sixth-highest single-season total in franchise history at the time and his seven receiving scores tied for sixth. Selected by the Broncos in the fourth round (95th overall) of the 1975 NFL Draft from the University of Minnesota, Upchurch was a 2003 inductee into the Colorado Sports Hall of Fame. He was born on May 20, 1952, in Toledo, Ohio.



UPCHURCH'S NFL CAREER RECORD

Games	Starts	RECEIVING					PUNT RETURNS				
		No.	Yds.	Avg.	LG	TD	No.	Yds.	Avg.	LG	TD
119	N/A	267	4,369	16.4	90t	24	248	3,008	12.1	92	8




LOUIS WRIGHT

6-2 • 200 • SAN JOSE STATE

YEAR INDUCTED: 1993


YEARS WITH BRONCOS: 1975-86

CORNERBACK



20

Louis Wright was named to the Denver Broncos Ring of Fame in 1993 following an electrifying 12-year career (1975-86) with the club as a cornerback. Selected by the Broncos in the first round (17th overall) of the 1975 NFL Draft from San Jose State University, Wright was a five-time Pro Bowl choice (1977-79, '83, '85) and is one of nine players in franchise history to be selected to at least five Pro Bowls. He was named All-NFL by *The Sporting News*, *Pro Football Weekly* and the NEA in 1977, a year in which he was a key member of Denver's 12-2 team that became the first in franchise history to make the playoffs en route to reaching Super Bowl XII against Dallas. For his career, Wright helped the Broncos earn six playoff berths (1977-79, '83-84, '86), four division titles (1977-78, '84, '86) and two Super Bowl appearances (XII in '77 and XXI in '86). He received All-AFC honors from UPI in 1985 after posting five interceptions that year while his teammates voted him Denver's MVP on defense following both the 1982 and '84 seasons. Wright played 166 career games as a Bronco, including 163 starts that ranked fourth in club history at the time of his retirement and currently stand eighth. The defensive back played every game in a season eight times, including the 1983 campaign in which he recorded a career and team-high six interceptions. Wright's 26 career interceptions rank eighth in club history while his 360 career interception return yards are eighth on Denver's all-time list. He recovered 11 fumbles for his career and scored twice on fumble recoveries for touchdowns. At San Jose State, Wright was a two-time letterwinner as a defensive back. He also won two letters in track and once ran the 100 meters in 9.6 seconds.



WRIGHT'S NFL CAREER RECORD

Games	Starts	Sacks	Int.	Yds.	Avg.	TD	Fum. Rec.	Fum TD	Tot. TD
166	163	3.0	26	360	13.8	1	11	2	4



GARY ZIMMERMAN

6-6 • 294 • OREGON

YEAR INDUCTED: 2003


YEARS WITH BRONCOS: 1993-97

TACKLE



65

Gary Zimmerman, named to the Pro Football Hall of Fame Class of 2008, was inducted into the Denver Broncos Ring of Fame in 2003. He played tackle for the Broncos for five seasons (1993-97) and became the first offensive lineman in the history of the franchise to be honored with inclusion in the Ring. A finalist for the Pro Football Hall of Fame from 2003-04 and '06-07 before he joined John Elway as the second HOF inductee who spent a primary portion of his career in Denver, Zimmerman was acquired by the Broncos in a trade from Minnesota on Aug. 24, 1993, after playing his first seven years with the Vikings. He was named to the Pro Bowl three times (1994-96) as a Bronco and helped the franchise to its first-ever World Championship with a victory over Green Bay in Super Bowl XXXII during his final season in 1997. Zimmerman, who started all 76 games played as a Bronco, helped Denver lead the NFL in total yards twice (1996-97) and record three consecutive top-5 league rushing rankings (1995-97), including an NFL-best mark in 1996. During his 12 seasons in the NFL from 1986-97, Zimmerman started all 184 games played and was named to seven Pro Bowls (1987-89, '92, '94-96) while receiving first-or second-team All-Pro honors eight times.



He holds the unique distinction of being one of only a handful of players to be named to two NFL All-Decade Teams (1980s and 1990s). Picked in the first round (third overall) of the 1984 supplemental draft by the New York Giants, his signing rights were traded to the Vikings for two second-round picks in the 1986 draft. He spent two seasons with the L.A. Express of the USFL before reporting to Minnesota, where he began a streak of 169 consecutive starts that lasted until 1996 when surgery sidelined him. Zimmerman, who helped the Vikings lead the NFC in rushing in 1991, anchored offensive lines that blocked for a conference's leading passer four times during his career (1986, '88, '93, '96). He played at the University of Oregon, where he received first-team All-Pacific-10 Conference honors as a senior.

ZIMMERMAN'S NFL CAREER RECORD

Games	Starts
184	184

BRONCOS TOP 100 TEAM

The Denver Broncos announced their all-time Top 100 Team in 2019 in celebration of the NFL's 100th season.

The team was voted on by thousands of fans along with input from Broncos alumni, Team Historian Jim Saccomano and team media.



Lyle Alzado, DL
 Mike Anderson, RB
 Otis Armstrong, RB
 Steve Atwater, S
 Champ Bailey, CB
 Keith Bishop, G
 Tyrone Braxton, CB/S
 Willie Brown, CB
 Billy Bryan, C
 Keith Burns, LB
 Dwayne Carswell, TE
 Rubin Carter, NT
 Barney Chavous, DL
 Ryan Clady, T
 Dave Costa, DT
 Ray Crockett, CB
 Eldon Danenhauer, T
 Terrell Davis, RB
 Brian Dawkins, S
 Al Denson, WR
 Elvis Dumervil, DE/OLB
 Jason Elam, K
 John Elway, QB
 Simon Fletcher, OLB/DE
 Steve Foley, CB/S

Cookie Gilchrist, RB
 Goose Gonsoulin, S
 Darrien Gordon, CB/PR
 Randy Gradishar, LB
 Daniel Graham, TE
 Howard Griffith, FB
 Mike Harden, S
 Chris Harris Jr., CB
 Paul Howard, G
 Rich Jackson, DE
 Tom Jackson, LB
 Mark Jackson, WR
 Charley Johnson, QB
 Vance Johnson, WR
 Rulon Jones, DE/OLB
 Tony Jones, T
 Larry Kaminiski, C
 Greg Kragen, NT
 Chris Kuper, G
 Ken Lanier, T
 Matt Lepsis, T
 Floyd Little, RB
 John Lynch, S
 Peyton Manning, QB
 Brandon Marshall, WR

Ed McCaffrey, WR
 Bud McFadin, DT
 Karl Mecklenburg, LB
 Glyn Milburn, RB/KR
 Von Miller, LB
 Gene Mingo, RB/K/KR
 John Mobley, LB
 Craig Morton, QB
 Haven Moses, WR
 Tom Nalen, C
 Riley Odoms, TE
 Jake Plummer, QB
 Clinton Portis, RB
 Trevor Pryce, DL
 Bill Romanowski, LB
 Tom Rouen, P
 Jim Ryan, LB
 Emmanuel Sanders, WR
 Mark Schlereth, G
 Shannon Sharpe, TE
 Paul Smith, DE
 Dennis Smith, S
 Rod Smith, WR
 Neil Smith, DE
 Dave Studdard, T

Jerry Sturm, G/C
 Bob Swenson, LB
 Aqib Talib, CB
 Lionel Taylor, WR
 Demaryius Thomas, WR
 Julius Thomas, TE
 Billy Thompson, S
 Keith Traylor, LB/ST
 Danny Trevathan, LB
 Frank Tripucka, QB
 Jim Turner, K
 Rick Upchurch, WR/KR
 Bill Van Heusen, P/WR
 Louis Vasquez, G
 T.J. Ward, S
 DeMarcus Ware, DE/OLB
 Steve Watson, WR
 Alfred Williams, DE
 D.J. Williams, LB
 Darrent Williams, CB
 Al Wilson, LB
 Sammy Winder, RB
 Derek Wolfe, DE
 Louis Wright, CB
 Gary Zimmerman, T

BRONCOS 50TH ANNIVERSARY TEAM



In 2009, the Denver Broncos celebrated their 50th season by selecting their 50th Anniversary Team.



Pos.	First-Team	Second Team
QB	John Elway	Craig Morton
RB	Terrell Davis	Otis Armstrong
RB	Floyd Little	Sammy Winder
WR	Ed McCaffrey	Haven Moses
WR	Rod Smith	Lionel Taylor
TE	Shannon Sharpe	Riley Odoms
T	Matt Lepsis	Ken Lanier
T	Gary Zimmerman	Dave Studdard
G	Keith Bishop	Ben Hamilton
G	Mark Schlereth	Paul Howard
C	Tom Nalen	Billy Bryan
DE	Simon Fletcher	Rulon Jones
DE	Rich Jackson	Alfred Williams
DT	Trevor Pryce	Greg Kragen
DT	Rubin Carter	Paul Smith
LB	Karl Mecklenburg	Al Wilson
LB	Randy Gradishar	Bill Romanowski
LB	Tom Jackson	D.J. Williams
CB	Champ Bailey	Ray Crockett
CB	Louis Wright	Willie Brown
S	Steve Atwater	Steve Foley
S	Dennis Smith	Goose Gonsoulin
K	Jason Elam	Jim Turner
P	Tom Rouen	Mike Horan
RET	Rick Upchurch	Billy Thompson



BRONCOS IN THE COMMUNITY



DENVER BRONCOS FOUNDATION

MISSION STATEMENT

The Denver Broncos Foundation is committed to making a positive impact on future generations by creating a “game plan” for life through youth health and wellness initiatives, dynamic in and out of school programming, and access to career pathways.



KEY COMMUNITY FOCUS AREAS

YOUTH HEALTH AND WELLNESS INITIATIVES

Meeting basic physiological needs of children in order for them to thrive mentally, emotionally and physically.

IN AND OUT OF SCHOOL PROGRAMMING

Preparing youth to achieve their full potential through activities and experiences to develop academic, developmental and social competencies.

ACCESS TO CAREER PATHWAYS

Building educational and economic opportunities for an enriching life of self-sufficiency after high school.

2023 COMMUNITY IMPACT BY THE NUMBERS

\$4 MILLION
GRANT DOLLARS
DISTRIBUTED TO NONPROFIT
ORGANIZATIONS

1,750
BRONCOS PLAYERS, ALUMNI
AND STAFF VOLUNTEER HOURS

\$1.5 MILLION
COMMUNITY IMPACT THROUGH
PROGRAMMING, EVENTS AND
IN-KIND SUPPORT

215+
NONPROFITS, SCHOOLS AND
COMMUNITY ORGANIZATIONS
SUPPORTED THROUGH GRANTS

177,000+
YOUTH SUPPORTED
THROUGH GRANTS

40+
FOUNDATION-HOSTED
EVENTS FOR YOUTH

Vision

To set the standard as a great community partner, leader and influencer by making a positive impact on future generations through the off-field philanthropic efforts of the Denver Broncos organization, players and alumni.

BRONCOS COMMUNITY AWARD WINNERS

WALTER PAYTON NFL MAN OF THE YEAR



Tackle Garrett Bolles was the Denver Broncos 2023 Walter Payton NFL Man of the Year nominee. The prestigious award, presented by Nationwide, recognizes a player for his outstanding leadership both on the field and in the community.

Selected by the Broncos in the first round (20th overall) of the 2017 NFL Draft from the University of Utah, Bolles has started all 99 games played as a Bronco while making a consistent impact in the community over the past seven years.

Bolles was named the Broncos Community Impact Award winner in 2022 and a Broncos Community Ambassador in 2021. His outreach efforts have been focused on providing meaningful mentorship for justice-involved youth. Bolles regularly participates in a juvenile probation court mentorship program in Arapahoe County, where he records personalized videos of encouragement and attends monthly court hearings to show his support for youth. He also assisted in redecorating a juvenile court room in the Arapahoe County 18th Judicial Youth Probation Court in an effort to make it more inspiring.

The tackle also makes frequent visits to the Marvin W. Foote Youth Services Center. Following a visit alongside Owner Carrie Walton Penner and teammates, Bolles launched a rewards program to incentivize positive behavior within the specific pods he mentored. He aided each youth in establishing goals and committed to weekly visits with the group.

Beyond his work in the juvenile justice system, Bolles is passionate about his personal foundation, the GB3 Foundation. Its mission is to empower youth with learning disabilities to find success through mentors in educational strategies, spiritual and mental wellbeing, whole body nutrition and physical health for the purpose of equipping them to live their dream.

WALTER PAYTON NFL MAN OF THE YEAR (SINCE 2002)

Below are the Broncos' nominees for the Walter Payton NFL Man of the Year award since 2002. Quarterback John Elway received the national honor from the NFL in 1992, given to the individual who provides leadership for his teammates on the gridiron and his fellow citizens in the community.

Player	Year	Player	Year
Garrett Bolles	2023	Zane Beadles	2012
Dalton Risner	2022	Wesley Woodyard	2011
Justin Simmons	2021	Wesley Woodyard	2010
Justin Simmons	2020	Champ Bailey	2009
Justin Simmons	2019	Champ Bailey	2008
Von Miller	2018	Domonique Foxworth	2007
Chris Harris Jr.	2017	Rod Smith	2006
Virgil Green	2016	John Lynch	2005
David Bruton Jr.	2015	Rod Smith	2004
Ben Garland	2014	Ian Gold	2003
Wesley Woodyard	2013	Ed McCaffrey	2002

2023 "CHAMPIONS IN THE COMMUNITY" AWARD WINNERS

- Pat Surtain II — Community Impact Award**
- Lloyd Cushenberry III — Community Ambassador Award**
- Elijah Garcia — Community Ambassador Award**
- Will Sherman — Community Ambassador Award**
- Justin Simmons — Community Ambassador Award**
- Russell Wilson — Community Ambassador Award**

BRONCOS ANNUAL AWARD WINNERS

DARRENT WILLIAMS GOOD GUY AWARD

Denver Broncos tackle Mike McGlinchey was presented with the 17th Annual Darrent Williams Good Guy Award in 2023, as selected by the team's local media.



The award was created in memory of former Broncos cornerback Darrent Williams, who passed away on Jan. 1, 2007, after completing his season with the team. The honor is bestowed annually to the Bronco who best exemplifies Williams' enthusiasm, cooperation and honesty while dealing with members of the press.

McGlinchey said, "Our league is the greatest league in the world because of the outlet we have

to so many different people, and I think it's very important to show not only respect to you guys, but put the best foot forward for our football team and what we want to be represented as. I think being coachable and being professional are two of the biggest qualities that you need to be successful in this league, and I try to put my best foot forward doing those two things."

PREVIOUS BRONCOS WINNERS



Player	Year
Mike McGlinchey	2023
Dalton Risner	2022
Teddy Bridgewater	2021
Justin Simmons	2020
Justin Simmons	2019
Chris Harris Jr.	2018
Justin Simmons	2017
DeMarcus Ware	2016
Brandon Marshall	2015
Terrance Knighton	2014
Chris Harris Jr.	2013
Wesley Woodyard	2012
Champ Bailey	2011
Mario Haggan	2010
Elvis Dumervil	2009
Ebenezer Ekuban	2008
John Lynch	2007

ED BLOCK COURAGE AWARD

For his courage in the face of adversity, running back Javonte Williams was selected as the team's 2023 Ed Block Courage Award winner, and received special recognition for his courage as he battled through injuries.

The Ed Block Courage Award is named in honor of Ed Block, the longtime head athletic trainer of the Baltimore Colts, who was a pioneer in his profession and a respected humanitarian. Recipients are selected by their teammates for exceptional courage, great character and inspiring effort.



Williams was selected by his teammates for his approach and dedication to the rehab process after suffering a season-ending knee injury on Oct. 2, 2022. He spent the entire offseason rehabbing a torn ACL and LCL in his right knee.

PREVIOUS BRONCOS WINNERS

Player	Year	Player	Year
Javonte Williams	2023	Tom Nalen	2003
KJ Hamler	2022	Keith Burns	2002
Courtland Sutton	2021	Terrell Davis	2001
Bradley Chubb	2020	John Mobley	2000
Andy Janovich	2019	Rod Smith	1999
Jeff Heurman	2018	Tony Jones	1998
Todd Davis	2017	Steve Atwater	1997
Matt Paradis	2016	Ed McCaffrey	1996
B. Marshall/D. Trevathan	2015	Dave Wyman	1995
Chris Harris Jr.	2014	Rondel Jones	1994
Knowshon Moreno	2013	Simon Fletcher	1993
Chris Kuper	2012	Dennis Smith	1992
Elvis Dumervil	2011	John Elway	1991
Ryan Clady	2010	Keith Kartz	1990
Brian Dawkins	2009	Rick Dennison	1989
Marquand Manuel	2008	Gerald Willhite	1988
John Engelberger	2007	Dennis Smith	1987
Louis Green	2006	Rubin Carter	1986
Dwayne Carswell	2005	Rulon Jones	1985
Dan Neil	2004	Keith Bishop	1984


DEMARIYUS THOMAS TEAM MVP AWARD

Broncos cornerback Pat Surtain II was named the winner of the Demaryius Thomas Team MVP Award for the second consecutive season. The award is given annually in memory of the late Broncos wide receiver and is given to the player who best exhibits Thomas' impact on and off the field in honor of his legacy. The award is voted on by local media.

The third-year player has established himself as one of the top cornerbacks in the league. After locking down many of the best receivers in the NFL in 2023, Surtain was named to the Pro Bowl and first-team All Pro by the NFLPA Player's All-Pro team for the second time in his career.



THE DENVER BRONCOS CHEERLEADERS



Celebrating their 32nd season in 2024, the Denver Broncos Cheerleaders began in 1993 with 22 women who would serve as the foundation of a three-decades long legacy in the Denver community. Now a team of 28, the Denver Broncos Cheerleaders are comprised of a diverse group of women committed to representing the Denver Broncos both on and off the field. Hundreds of women have had the honor of donning the chaps in support of their team, their community and their sisterhood. The team has quickly become one of the most recognizable in the NFL. Football savvy, athletic and service focused, this team is pledged to elevating

the cheerleading experience for the women on the team and the fans who have come to love them.

In addition to their on-field appearances, the Denver Broncos Cheerleaders play an active role in the Denver community. Members of the Denver Broncos cheerleading squad divide thousands of hours annually among dozens of Colorado organizations. Many associations, including the Boys and Girls Clubs of Metro Denver and Children's Hospital, have been supported and visited by members of the squad in recent years. The Denver Broncos Cheerleaders have also represented the team abroad, participating in numerous Cheer for the Troops campaigns throughout the years.



Known for their distinctive western uniforms, the Denver Broncos Cheerleaders wear long leather chaps and jackets in the fall months, ski wear for cold games and a more traditional cheerleading leather skirt and vest in the summer months. The three


uniform changes give the group flexibility with the rapidly changing Colorado weather. For more information on the Denver Broncos Cheerleaders, to book a corporate or charity event, read bios, or look up audition information visit www.DenverBroncos.com/cheerleaders.



JUNIOR CHEERLEADERS / MASCOTS

JUNIOR DENVER BRONCOS CHEERLEADERS

The Junior Denver Broncos Cheerleaders (JDBC) program provides an enriching experience focused on self-esteem, pride, commitment and fun for young Broncos fans ages 6 to 12. Offering a special opportunity, JDBC prepares youth to perform choreography in front of large crowds at various events in the Denver Metro area. On occasion, the Junior Cheerleaders perform in front of 76,000 Denver Broncos fans at Empower Field at Mile High. Junior Cheerleaders participate in monthly clinics taught by the Denver Broncos Cheerleaders and partake in community appearances such as the Denver Broncos 7K.



The Junior Denver Broncos Cheerleaders program is tailored to children of all ability levels, including youth with years of experience or those who are just being exposed to cheerleading and dance.

For more information, please email jdbc@broncos.nfl.net or visit www.denverbroncos.com/jdbc.

THUNDER

The Denver Broncos in 2024 will begin their 32nd year with Thunder as the club's live mascot.

The purebred Arabian gelding Thunder displays his impressive canter from one end zone to the other following every Broncos touchdown.

Thunder III, provided by Thunder Spirit LLC of Denver, will enter his 12th full season with the Broncos in 2024. Thunder III made his first appearance for Denver in New York/New Jersey during Super Bowl XLVIII.

Thunder II, which served as Denver's mascot for 10 years (2004-13), still makes occasional non-gameday appearances for the Broncos.

The original Thunder served as the Broncos' mascot for 11 years (1993-2003) after making his Mile High debut on Sept. 12, 1993, during a Broncos victory over the San Diego Chargers.

Thunder is trained and ridden by Ann Judge of Thunder Spirit LLC. Judge is an accomplished equestrian.



MILES



Popular with all fans and especially children, Miles entertains the Broncos' faithful at every home game and has made hundreds of appearances throughout the Denver community each year since being introduced in 2001.

Miles has performed all across Colorado and the world, including appearances at the Chinese New Year's Parade in Hong Kong, the Macy's Thanksgiving Day Parade in New York City, the Pro Bowl in Hawaii, all over the Bay Area for Super Bowl 50 as well as stops at U.S. Military bases in Germany, Spain, Italy, Portugal, South Korea and Guam.

If you would like to inquire about scheduling Miles for your next event or birthday party, please contact Brad Post in the Broncos' marketing department at (720) 258-3114 or visit promos.denverbroncos.com.

EMPOWER FIELD AT MILE HIGH

The Denver Broncos began a new era in 2001 when they took to the field in their new venue, Empower Field at Mile High. Built adjacent to their previous home of 41 years, Mile High Stadium, the new stadium features first-class, state-of-the-art amenities for the teams and fans alike.

The stadium was designed and built by Turner/Empire/Alvarado Construction and HNTB Architects in association with Fentress Bradburn Architects and Bertram A. Bruton Architects. Numerous Colorado companies and hundreds of professional designers, engineers and construction tradesmen were involved in the construction of the new state-of-the-art facility.

Construction began during the summer of 1999, and official groundbreaking on the stadium was held on Aug. 17, 1999. The Broncos won the first game ever played in the new stadium, 31-24, over New Orleans on Aug. 25, 2001, in the preseason and won the first regular-season game, 31-20, at the facility on *Monday Night Football* against the New York Giants on Sept. 10, 2001.

With seating capacity set at 76,125, Empower Field at Mile High is one of the largest stadiums in the National Football League. It includes 1.7 million square feet of space (approximately twice that of Mile High Stadium), providing the ultimate in comfort and convenience—including wider concourses, wider seats, more restrooms, elevators and escalators and full-service accommodations for people with disabilities.

Empower Field at Mile High features 132 luxury suites on two levels as well as 8,800 club seats. It is highlighted by an emphasis on state-of-the-art technology while maintaining the traditional aspects of Mile High Stadium that gave the Broncos a decided home-field advantage over the years. Those features include the close proximity of the seats to the field as well as steel treads and risers that fans utilize to create the same deafening roar that characterized Mile High Stadium.

In 2022, the Broncos unveiled renovations to their home team locker room at Empower Field at Mile High. The renovation featured a 10,000 square foot expansion, adding a dedicated performance nutrition room and improved training and hydrotherapy facilities.

In 2023, the Broncos revealed the largest capital improvement in the history of Empower Field at Mile High. The \$100 million in upgrades featured enhancements to videoboards, premium hospitality areas, technology, concessions, the Broncos Team Store and elevators.

STADIUM SINGLE-GAME RECORDS (2001-2023)

INDIVIDUAL PERFORMANCES

BY DENVER

Statistic	No.	Player (Game)
Rushing Yards	228	Clinton Portis (Ari., 12/29/02)
Rushing Touchdowns	5	Clinton Portis (K.C., 12/7/03)
Receptions	18	Brandon Marshall (S.D., 9/14/08)
Receiving Yards	226	Demaryius Thomas (Ari., 10/5/14)
Receiving Touchdowns	3	5x, last: J. Jeudy (K.C., 12/11/22)
Passing Yards	499	Jake Plummer (Atl., 10/31/04)
Passing Touchdowns	7	Peyton Manning (Bal., 9/5/13)
Passer Rating	157.2	Peyton Manning (S.F., 10/19/14)
Field Goals Made	5	2x, last: W. Lutz (Min., 11/19/23)
Sacks	4	Elvis Dumervil (Cle., 9/20/09)
Interceptions	4	Deltha O'Neal (K.C., 10/7/01)

BY OPPONENT

No.	Player (Game)
259	Jamaal Charles (K.C., 1/3/10)
3	4x, last: R. Matthews (S.D., 1/21/11)
14	2x, last: J. Blackmon (Jac., 10/13/13)
190	Justin Blackmon (Jac., 10/13/13)
3	2x, last: R. Wayne (Ind., 10/29/06)
469	Matt Cassel (K.C., 11/14/11)
4	4x, last: M. Schaub (Hou., 9/23/12)
142.4	Brett Favre (G.B., 10/29/07)
5	3x, last: G. Zuerlein (NYJ, 10/8/23)
5	K. Mack (Oak., 12/13/15)
2	5x, last: B. McDougald (Sea., 9/9/18)

TEAM PERFORMANCES

BY DENVER

Statistic	No.	Opponent (Date)
Points	52	Philadelphia (9/29/13)
Touchdowns	7	4x, last: Philadelphia (9/29/13)
Total Net Yards	571	Arizona (10/5/14)
Rushing Yards	270	Kansas City (12/7/03)
Rushing Touchdowns	5	Kansas City (12/7/03)
Passing Yards (Net)	499	Atlanta (10/31/04)
Passing Touchdowns	7	Baltimore (9/5/13)
Sacks	7	3x, last: Tennessee (10/13/19)
Interceptions	5	New England (10/28/01)
Fewest Points Allow.	0	4x, last: N.Y. Jets (9/26/21)
Fewest Net Yds. Allow.	96	San Diego (11/16/03)
Fewest Rush Yds. Allow.	16	Kansas City (12/9/07)
Fewest Pass Yds. Allow.	26	Kansas City (12/30/12)
Takeaways	5	6x, last: Kansas City (10/29/23)
Fewest Giveaways	0	41x, last: L.A. Chargers (12/31/23)
Turnover Ratio	+4	7x, last: Kansas City (10/29/23)

BY OPPONENT

No.	Team (Date)
59	Oakland (10/24/10)
8	Oakland (10/24/10)
534	Buffalo (12/19/20)
328	Oakland (10/24/10)
5	Oakland (10/24/10)
452	Pittsburgh (11/25/18)
4	4x, last: Houston (9/23/12)
9	Kansas City (10/17/19)
5	Kansas City (11/15/15)
3	5x, last: New Orleans (11/29/20)
112	New Orleans (11/29/20)
14	Miami (11/2/08)
12	New Orleans (11/29/20)
5	3x, last: San Diego (1/3/16)
0	55x, last: Washington (9/17/23)
+5	Kansas City (11/15/15)

BRONCOS STADIUM HISTORY

The Denver Broncos played nearly all of their home games for the first 41 seasons of club history in one building. Known since 1969 as Mile High Stadium, the facility opened in 1948 as Bears Stadium for the Denver Bears of baseball's old Western League with long range plans to utilize it for football as well. When Denver became a charter member of the American Football League in 1959, the south stands (8,100 seats) and portable east stands (9,616 seats) were added to give a capacity of 34,657 for football. The Broncos began play in 1960.

After Denver voters turned down a stadium bond issue to build an all-purpose metropolitan stadium in 1967, a non-profit group began a fundraising drive with the goal of purchasing the stadium for the city. In February 1968, the group bought the stadium from Rocky Mountain Empire Sports for \$1.8 million and presented it to the city of Denver. A 16,000-seat upper deck was immediately constructed over the west stands, raising the capacity to more than 50,000 for the 1968 season. In December 1968, the stadium was renamed Denver Mile High Stadium.

The Broncos posted a home record of 191-109-7 (.634) in 41 seasons of play from 1960-2000. With the exception of two games played at the University of Denver Stadium (1962 and '63 home openers; 1-1 record), every Broncos home game was played in the single facility known either as Bears Stadium or Mile High Stadium with the club posting a 190-108-7 (.638) record in the building. The Broncos went 19-40-2 (.328) from 1960-68 in Bears Stadium before posting a 171-68-5 (.711) record from 1969-2000 after the name was changed to Mile High Stadium.

The stadium was filled for every regular-season game from the beginning of the 1970 season through its final season in 2000. The Broncos sold out 237 consecutive regular-season games, and with postseason contests the total reached 250 over the 31-year period.

Expansion of Mile High Stadium, which began in 1975, was completed for the 1977 season to give the Broncos the seventh-largest home facility in the league. Denver voters passed a \$25 million bond issue in 1974 to expand and improve the stadium from its capacity of 51,706 to 75,100. The stadium held 63,532 for the 1976 season, halfway through the project.

Bringing the stadium to its final capacity of 76,098 in 1986 was the construction of 60 penthouse suites atop the west stands.

One of the unique aspects of Mile High Stadium was its movable east stands. The massive single section, when fully extended, formed a horseshoe configuration for football, and when retracted, was in position for baseball. The three-tiered structure, measuring 535 feet in length, 135 feet in height and 200 feet in depth, weighed nearly nine million pounds and was moved a distance of 145 feet between the two configurations. The move was facilitated by a process involving a thin layer of water on which the structure moved. Water was pumped onto more than 90,000 square feet of runways and formed a .003-inch sheet upon which the stands rested. Hydraulic rams then pushed the stands forward at the rate of three feet per minute, making the move last somewhere around two hours.

Demolition of Mile High Stadium was completed in March 2002.



FAST FACTS

Broncos Home Record, 1960-2000

(Bears Stadium/Mile High Stadium, University of Denver Stadium):

191-109-7 (.634)

Broncos Record at Bears Stadium/ Mile High Stadium:

190-108-7 (.638)

*19-40-2 (.328) as Bears Stadium, 1960-68
171-68-5 (.711) as Mile High Stadium, 1969-2000*

Broncos Record at U. of Denver Stadium

1-1 (.500)

First Broncos Game at Bears Stadium

Oct. 2, 1960
(Denver 31, Oakland 14)

Last Broncos Game at Mile High Stadium

Dec. 23, 2000
(Denver 38, San Francisco 9)

BRONCOS RADIO NETWORK



It's a Rocky Mountain tradition: KOA Radio and the Denver Broncos. For the 55th consecutive season, Denver's 50,000-watt station serves as the flagship of the Denver Broncos Radio Network. KOA Radio is heard on both 850 AM and 94.1 FM.

Games also will be carried by more than 100 Broncos Radio Network affiliates throughout the West.

Dave Logan, who leads KOA's broadcast crew as the play-by-play announcer, is in his 28th full season as voice of the Broncos following eight years as color analyst on the broadcasts.

A Colorado native and 1971 winner of *The Denver Post* Gold Helmet Award, he is one of two athletes (along with Dave Winfield) drafted by franchises in Major League Baseball, the NBA and the NFL. Logan chose the latter, starting for the Cleveland Browns from 1976-83 and ascending into the top five of virtually every receiving category in the franchise's record books. He played his final season in Denver in 1984.

Since then, Logan has brought his love for sports and knowledge of the games to Colorado radio listeners. He currently co-hosts a weekday talk show on KOA Radio. He was named 1997 Broadcast Citizen of the Year in Colorado and has been Colorado Sportscaster of the Year three times (1992-93 and '98).

Logan also is one of the most accomplished prep football coaches in the country, as he is the only coach in history to lead four different schools to a state title at the highest classification (11 championships total). He is in his 13th season coaching at Cherry Creek High School, winner of the 2014, '19, '20, '21 and '22 Class 5A state championships.

Logan was named the Denver Broncos' Don Shula NFL Coach of the Year nominee in 2010 and was named a finalist for the national award in 2014, recognizing his integrity, achievement and leadership demonstrated by the winningest coach in NFL history. In 2021, Logan was named to the 2021 class of the National Federation of State High School Associations (NFHS) National High School Hall of Fame. He also was the recipient of the Denver Athletic Club's Career Achievement Award in 2012 and was named All-Colorado Coach of the Year in 2022.

Rick Lewis joins Logan for his eighth full season providing color commentary for the Broncos Radio Network. A guest commentator for one game in 2016, Lewis hosts *The Rick Lewis Show* (previously *The Lewis and Floorwax Show*) from 5-9 a.m. each day on 103.5 The Fox. For more than three decades, Lewis has been one of the top-rated radio personalities in the country and has been awarded Personality of the Year multiple times. He's an Emmy and Telly award winner for television, and has appeared in major motion pictures, network TV shows, and national commercials.

Lewis' sports broadcasting experience includes radio and TV play-by-play work for college and high school football, baseball, and basketball, and he previously co-hosted *The Truth*—a Broncos pregame show—on 103.5 The Fox.

Susie Wargin is in her sixth season as the sideline reporter for Broncos radio broadcasts. She is a fourth-generation Colorado native. Wargin began her communications career in Fort Collins as a radio intern, while attending Colorado State University. After graduating with a B.A. in Speech Communications from CSU, she pushed buttons for syndicated radio broadcasts. Her dream to be a DJ on the FM dial came true in 1992 when she started weekend overnights at 93.3 KTCL. From there Susie "Rocked the Rockies" at 106.7 KBPI for 9 years and is currently the midday DJ at 103.5 The Fox. While Susie loves music, her passion for sports has been tightly woven into her radio and TV careers: CSU radio football sideline reporter, first full-time female sports reporter for KOA, morning sports anchor at KUSA-TV/NBC and the host of specialty shows like the weekly *John Elway Show* and *CSU Coaches Show*. Susie has traveled & covered Denver area teams in two Super Bowls, the World Series, Stanley Cup playoffs, Frozen Four and NCAA Bowl games & March Madness. She also covered the 2010 Olympics for KUSA-TV/NBC in Vancouver. Susie is married with two children and enjoys training and competing in running and biking events, as well as spending time with her family.

BRONCOS TELEVISION PARTNER

KUSA (9NEWS) is the Denver Broncos' official television partner for the 14th consecutive season in 2024.

Serving as the club's primary television home, Colorado's News Leader provides quality Broncos content that brings fans closer to the team. 9NEWS also works in collaboration with the Broncos on various year-round community initiatives.

As the Broncos' partner television station, the NBC affiliate with the market's most comprehensive pregame show will carry Denver's preseason contest at Indianapolis (Sunday, Aug. 11, 11 a.m.) on KTVD and against Green Bay (Sunday, Aug. 18, 6 p.m.).

9NEWS will host a series of weekly Broncos-related programs, starting on Sunday mornings with Broncos Game Day Live at 9 a.m., followed by Sideline Stories with Jim Saccomano at 9:30 a.m. The Broncos Huddle with Sean Payton airs weekly on Fridays at 6:30 p.m. and Broncos Tonight on Sundays from 10:30-11 p.m. Broncos Tonight premieres August 1. Broncos Game Day Live, Sideline Stories with Jim Saccomano and Broncos Huddle with Sean Payton start the first week of the regular season in September.

Broncos Insider Mike Klis and the rest of the 9NEWS sports team will spearhead 9NEWS' in-depth, exclusive programming both over the air and digitally on 9news.com for Broncos Country all season long.



DID YOU KNOW?

Denver has been one of the best teams at home in the regular-season since the 1970 NFL-AFL merger, posting the second-most home wins (281) and third-highest winning percentage (.669) among all NFL teams in that span.

FUTURE SUPER BOWLS

Super Bowl LIX	February 2025	Caesars Superdome, New Orleans
Super Bowl LX	February 2026	Levi's Stadium, Santa Clara, Calif.
Super Bowl LXI	February 2027	SoFi Stadium, Inglewood, Calif.

GAMES IN EXTREME TEMPERATURES IN DENVER BRONCOS HISTORY

(Note – Wind chill figures are included only when noted on the play-by-play)

<u>Coldest Games</u>				<u>Warmest Games</u>			
Date	Game	Temp.	W.C.	Date	Game	Temp.	
Dec. 18, 1983	at Kansas City	0	-30	Sept. 23, 2001	at Arizona	103	
Dec. 17, 2000	at Kansas City	9	-1	Sept. 11, 1983	at Baltimore	99	
Dec. 10, 1972	vs. San Diego	9		Sept. 9, 1990	at Los Angeles Raiders	94	
Jan. 12, 2013	vs. Baltimore	13	2	Sept. 16, 2018	vs. Oakland Raiders	92	
Dec. 20, 1981	at Chicago	14		Sept. 19, 2010	vs. Seattle	91	
Dec. 19, 2004	at Kansas City	15	-1	Sept. 3, 1995	vs. Buffalo	91	
Dec. 28, 2015	vs. Cincinnati	16	7	Sept. 12, 1993	vs. San Diego	91	
Dec. 3, 2006	vs. Seattle	16	16	Oct. 22, 2017	at L.A. Chargers	90	
Dec. 21, 2008	vs. Buffalo	17	7	Sept. 12, 2010	at Jacksonville	90	
Dec. 31, 2017	vs. Kansas City	17	14	Sept. 27, 1998	at Washington	90	
Dec. 18, 2016	vs. New England	18	7	Sept. 1, 1996	vs. N.Y. Jets	90	
Dec. 8, 2013	vs. Tennessee	18	11	Sept. 3, 1978	vs. Oakland	90	
Nov. 28, 2004	vs. Oakland	18	9	Sept. 11, 2005	at Miami	89	
Nov. 23, 2003	vs. Chicago	18	8	Oct. 2, 2016	at Tampa Bay	88	
Jan. 1, 1978	vs. Oakland	18		Sept. 13, 2015	vs. Baltimore	88	
Dec. 14, 1975	vs. Philadelphia	18					

BRONCOS ALL-TIME TRAINING CAMP SITES

1960-61	Colorado School of Mines	Golden, Colo.
1962-64	Colorado State University	Fort Collins, Colo.
1965-66	Colorado School of Mines	Golden, Colo.
1967-71	Broncos headquarters	Adams County, Colo.
1972-75	California Poly-Pomona	Pomona, Calif.
1976-81	Colorado State University	Fort Collins, Colo.
1982-2002	University of Northern Colorado	Greeley, Colo.
2003-pres.	Broncos Park Powered by CommonSpirit	Englewood, Colo.

BRONCOS ALL-TIME RECORD ON ARTIFICIAL TURF

Opponent	Stadium	Reg. Season	Postseason
Atlanta Falcons	Georgia Dome	2-2	
Baltimore Ravens	M&T Bank Stadium	1-3	
Buffalo Bills	Rich Stadium/Ralph Wilson Stadium/New Era Field	7-9	0-1
Carolina Panthers	Bank of America Stadium	0-1	
Chicago Bears	Soldier Field	1-3	
Cincinnati Bengals	Riverfront Stadium/Paul Brown Stadium	7-5	
Dallas Cowboys	Texas Stadium/Superdome/Cowboys Stadium/AT&T	4-2	0-1
Detroit Lions	Silverdome/Ford Field	3-4	
Houston Texans	Astrodome/NRG Stadium	4-7	0-1
Indianapolis Colts	Hoosier Dome/RCA Dome/Lucas Oil Stadium	4-7	0-2
Kansas City Chiefs	Arrowhead Stadium	8-12	
Los Angeles Chargers	SoFi Stadium	1-3	
Los Angeles Rams	SoFi Stadium	0-1	
Miami Dolphins	Orange Bowl	0-4	
Minnesota Vikings	Metrodome/US Bank Stadium	3-4	
New England Patriots	Schaefer Stadium/Gillette Stadium	1-6	0-1
New Orleans Saints	Superdome	4-1	
New York Giants	Giants Stadium/MetLife Stadium	3-3	
New York Jets	Giants Stadium/MetLife Stadium	5-4	
Philadelphia Eagles	Veterans Stadium	1-4	
Pittsburgh Steelers	Three Rivers Stadium	5-4	1-1
San Francisco 49ers	Superdome		0-1
St. Louis Cardinals	Busch Stadium	0-0-1	
St. Louis Rams	Trans World Dome/Edward Jones Dome	0-3	
Seattle Seahawks	Kingdome/Husky Stadium/ CenturyLink Field/Lumen Field	13-15	0-2
Total		77-108-1 (.417)	1-10 (.090)

BRONCOS UNIFORM HISTORY

ALL-TIME LOGOS



1960-61



1962-67



1968-96



1997-Pres.

ALL-TIME HELMETS



1960-61



1962-66



1967



1968-1996



1997-2023



2024-Pres.

ALL-TIME UNIFORMS



1960-61



1962-64



1965-1966



1967



1968-1996



1997-2023



2024-Pres.

Note: Through the years, there were minor variances in the team's official jerseys and helmets not depicted above.

MILE HIGH COLLECTION



Home

"Sunset Orange"



Away

"Summit White"



Alternate

"Midnight Navy"



Throwback

"1977 Throwbacks"

MILE HIGH COLLECTION



In April 2024, the Broncos unveiled new uniforms—the Mile High Collection—featuring a bold and modern design inspired by the franchise’s proud tradition, the Rocky Mountain Region and all of Broncos Country. The uniform set features the Broncos’ current logo and colors, while offering nine primary uniform combinations between Sunset Orange (home), Summit White (away) and Midnight Navy (alternate) jerseys and pants, along with metallic satin helmets in navy (home/away) and white (alternate). The Broncos’ primary closet is emblazoned with unique aspects of Colorado’s landscape, including mountain peaks on the sleeve caps, triangle motifs replicating the iconic summit markers found on Colorado’s peaks, “5280” displayed on the front helmet bumpers to mark Denver’s mile-high elevation and altitude advantage, and more. The closet also introduces a throwback orange uniform that features the iconic Legacy Blue ‘D’ helmet, paying tribute to the Orange Crush era and the Broncos’ first Super Bowl appearance in 1977. Including the throwback closet, the Mile High Collection contains a total of 10 uniform combinations. The new closet launch marked the Broncos’ first major uniform change since 1997 and is the seventh primary uniform closet in the Broncos’ 65-year history.

JERSEY FEATURES

1. **Sleeves:** The sleeve caps show a mountain peak created from the line work within the Broncos’ primary logo. The under sleeve includes three perforated triangles that recognize the thinning air at high elevation and the iconic summit markers atop Colorado peaks.
2. **Nameplate:** The font on the back nameplates is a nod to national parks signage located around Colorado. The rounded inner corners are a simplified look from the previous font.
3. **Numbers:** The classic block-style numbering takes design cues from national park signage around the state.
4. **Neck tag:** The outer neck tag features a triangle label inspired by the summit markers. The inner neck tag is embroidered with “Broncos Country” and “5280”.



MEDIA INFORMATION

The Broncos' media guide was prepared to assist in the coverage of Denver's 2024 NFL season. For additional information, please contact a member of the public relations staff:

DENVER BRONCOS PUBLIC RELATIONS CONTACTS:

PATRICK SMYTH: Chief Communications Officer..... (303) 264-5536 / patrick.smyth@broncos.nfl.net
ERICH SCHUBERT: VP of Communications & Content... (303) 264-5503 / erich.schubert@broncos.nfl.net
MEGAN BOYLE: Sr. Manager of Strategic Communications... (303) 264-5727 / megan.boyle@broncos.nfl.net
TYLER GORSE: Sr. Coordinator of Football Communications... (303) 264-5603 / tyler.gorse@broncos.nfl.net
EMMA LEVINE: Communications Assistant..... (303) 264-5726 / emma.levine@broncos.nfl.net

To access the Denver Broncos Media Site on NFLONGM, please visit www.NFLONGM.com. Individuals with customized access to NFLONGM will receive login instructions using their personal email address. For all others, please log in using the guest credentials below:

Username: broncosguest
Password: BroncosMedia

The media website also serves as the **primary means to request credentials for Broncos home games through our online credentialing process.**

Requests for game credentials must be formally made by Tuesday of each home game week, and credentials may be picked up at the media will call tent outside the North Tunnel of Empower Field at Mile High on gameday.

It is understood that all credentials will be used for the purpose for which they were issued without exception. Violation of this policy will subject the bearer to ejection from Empower Field at Mile High.

WORKING PRESS: Admittance to the Broncos' press box is restricted to the WORKING PRESS ONLY. Credentials are marked with individual identification. Passes are non-transferable.

PHOTOGRAPHERS: Photographers are asked to take special note of the following conditions for use of press credentials, as set by the National Football League:

NOTICE OF CREDENTIAL USE CONDITIONS

"The terms and conditions governing use of this NFL credential are set forth in the Credential Use Conditions, which are available at <https://nfl.accredit-solutions.com/media#> and incorporated herein by reference. By accepting this credential, you acknowledge that you have read and are bound by the terms and conditions set forth in the Credential Use Conditions."

Sideline photo passes will be tightly controlled by the public relations department and are generally limited to photographers shooting for a major metropolitan daily newspaper, wire service, or magazine of national circulation on specific assignment. As a general rule, field photo passes used for still photography will not be granted locker room access post-game.

RADIO-TELEVISION: In making requests for broadcast credentials, please specify requirements for spotters and/or statisticians.

STADIUM ACCESS: To get to Empower Field at Mile High, which is located at 17th Avenue and Bryant Street, take Interstate 25 to the Empower Field at Mile High Exit (Southbound, it is the 23rd Ave. Exit; Northbound it is the 17th Avenue Exit). The press entrance and media will call are located at the north tunnel of the stadium.

DRIVING INSTRUCTIONS TO EMPOWER FIELD AT MILE HIGH FROM DENVER INTERNATIONAL AIRPORT: Exit airport on Pena Boulevard and continue to Interstate 70. Take Interstate 70 West to Interstate 25 South. Continue on I-25 South and exit at 23rd Ave. Go straight through the intersection onto a special frontage road, and then follow the directions to Lots H, I, J and K. ***If you do not already have a parking pass in hand, you will not be able to gain access to the frontage road.***

DRIVING INSTRUCTIONS TO DENVER INTERNATIONAL AIRPORT FROM EMPOWER FIELD AT MILE HIGH: Depending on your lot location, follow signs to Interstate 25 North. To do so you can take 20th Avenue East to Clay Street, turning left at Clay and proceeding to 23rd Avenue. Take a right at 23rd Avenue and continue to Interstate 25 entrances. Another route would be to follow Bryant Street (which runs north-south on the east side of the stadium) to 17th Avenue East, which will continue beneath an overpass and take you directly to I-25 North. Take I-25 North to I-70 East. Follow the signs to DIA. Please allow 45 minutes from Empower Field at Mile High to DIA.

POST-GAME TRANSPORTATION: Please advise Broncos PR personnel as soon as possible should you require transportation following the game. The amount of time you must wait will obviously decline as time goes by following the conclusion of the game. Should you wish to make your own arrangements, the numbers of local cab companies are 303-777-7777 and 303-333-3333.

[MILE HIGH CITY]



RILEY #88 TIGHT END
ODOMS
1972-83

Riley Odoms

STEVE #43 SAFETY
FOLEY
1976-86

Steve Foley 43