



JACKSONVILLE JAGUARS  
**2024 MEDIA GUIDE**

---

C E L E B R A T I N G 3 0 S E A S O N S



# TABLE OF CONTENTS



<b>STAFF DIRECTORY</b>	<b>3-5</b>
<b>EVERBANK AD</b>	<b>6</b>
<b>STADIUM OF THE FUTURE</b>	<b>8-9</b>
<b>MILLER ELECTRIC CENTER</b>	<b>10</b>
<b>JAGUARS UK</b>	<b>11</b>
<b>JAGUARS IN THE COMMUNITY</b>	<b>12-14</b>
<b>DAILY'S PLACE</b>	<b>15</b>
<b>1ST DOWNTOWN JACKSONVILLE</b>	<b>16</b>
<b>EXECUTIVES</b>	<b>17-23</b>
<b>BUSINESS OPERATIONS LEADERSHIP TEAM</b>	<b>24-27</b>
<b>COACHING STAFF</b>	<b>28-53</b>
<b>PLAYER HEALTH AND PERFORMANCE</b>	<b>54-56</b>
<b>PERSONNEL</b>	<b>57-70</b>
<b>FOOTBALL OPERATIONS</b>	<b>71</b>
<b>PLAYER BIOS</b>	<b>73-244</b>
<b>2023 SEASON IN REVIEW</b>	<b>245</b>
2023 Team Stats	245
2023 Defensive Stats	246
2023 Big Plays: Rush 10+, Receptions 20+, Returns 30+	247
2023 Big Yardage Games	248
2023 Takeaway/Giveaway Chart - Jaguars and Opponent	249
2023 Turnover Chart	250-251
2023 Red Zone + Opponents	252
2023 Goal to Go Situations + Opponents	253
2023 Drive Charts	254-258
2023 Drive Efficiency - Game-by-Game	259
2023 Individual Stats: PASSING	260-261

2023 Individual Stats: RUSHING	262
2023 Individual Stats: RECEIVING	263-264
2023 Individual Stats: DEFENSIVE	265-267
2023 Individual Stats: SPECIAL TEAMS	268
2023 Game-By-Game - Offense	269
2023 Game-By-Game - Defense	270
2023 Third Down Efficiency	271
2023 Fourth Down Efficiency	272
2023 NFL Regular Season Standings	273
2023 Game Summaries	274-290
<b>HISTORY</b>	<b>291</b>
Pride of the Jaguars	291
All-Time Honors	292-293
Draft History	294-297
All-Time Trade History	298-299
Free Agency History	300-304
All-Time Rosters	305-312
Year-By-Year Results	313-317
Series Results	318-323
Preseason Results	324
Season Results	325-353
Playoff Game Summaries	354-358
Attendance and Weather Records	359
Prime-Time Games	360
Overtime Games	361
<b>TEAM RECORDS</b>	<b>363-376</b>
<b>INDIVIDUAL RECORDS</b>	<b>377-383</b>
<b>SINGLE-SEASON RECORDS</b>	<b>384-388</b>
<b>SINGLE-GAME RECORDS</b>	<b>389-392</b>
<b>ROOKIE RECORDS</b>	<b>393-395</b>
<b>OPPONENT RECORDS</b>	<b>396-397</b>

# STAFF DIRECTORY

## EXECUTIVE

Owner .....	Shad Khan
President .....	Mark Lamping
General Manager .....	Trent Baalke
Head Coach.....	Doug Pederson
Chief Football Strategy Officer.....	Tony Khan
President and Chief Design Officer of Iguana Investments Florida, LLC.....	Shanna Khan
Executive Assistant to the Owner and President.....	Alisa Abbott
Assistant to the Head Football Coach.....	ElizaBeth Harrison
Personnel Coordinator and Assistant to the General Manager .....	Leah Joseph
Khan Family Personal Assistant .....	Kate McCoy

## BUSINESS OPERATIONS LEADERSHIP TEAM

Chief Operating Officer.....	Chad Johnson
Executive Vice President and Chief Legal Officer .....	Megha Parekh
Senior Vice President of Corporate Partnerships .....	Scott Massey
Senior Vice President and Chief Community Impact Officer .....	Whitney Meyer
Senior Vice President of Business Planning and Chief Financial Officer .....	Mark Sirota
Senior Vice President and Chief Communications Officer .....	John Dever
Senior Vice President of Real Estate and Development .....	Drew Frick
Senior Vice President of Human Resources .....	Jessica Jones

## COACHING

Head Coach.....	Doug Pederson	Offensive Quality Control Coach.....	Nick Williams
Offensive Coordinator .....	Press Taylor	Offensive Quality Control Coach.....	Jamel Mutunga
Defensive Coordinator .....	Ryan Nielsen	Defensive Backs Coach.....	Kris Richard
Special Teams Coordinator .....	Heath Farwell	Inside Linebackers Coach.....	Matt House
Offensive Line Coach/Run Game Coordinator.....	Phil Rauscher	Defensive Assistant/Cornerbacks Coach.....	Cory Robinson
Quarterbacks Coach.....	Mike McCoy	Outside Linebackers Coach .....	Bill Shuey
Wide Receivers Coach .....	Chad Hall	Defensive Line Coach .....	Jeremy Garrett
Tight Ends Coach .....	Richard Angulo	Assistant Inside Linebackers Coach .....	Patrick Reilly
Running Backs Coach .....	Jerry Mack	Assistant Defensive Line Coach .....	Rory Segrest
Assistant Wide Receivers Coach/Passing Game Specialist .....	Tyler Tettleton	Assistant Secondary Coach/Defensive Analyst .....	Mike Gray
Assistant Offensive Line Coach .....	Greg Austin	Assistant Outside Linebackers Coach.....	Mario Jeberaeel
Assistant Quarterbacks Coach.....	Andrew Breiner	Assistant Special Teams Coach.....	Luke Thompson

## FRONT OFFICE

### FOOTBALL STRATEGY

Chief Football Strategy Officer.....	Tony Khan
Senior Director of Football Technology and Special Projects .....	Mike Perkins
Director of Football Systems .....	Jeremy Pool
Director of Football Systems .....	Justin VonHagen
Director of Football Analytics .....	Ryan Paganetti
Director of Game Management .....	Zach Beistline
Manager of Football Technology .....	Chris Reier
Manager of Football Creative Video .....	KC Hahey
Football Data Scientist.....	Claire Morrison
Video Assistant .....	Henderson McPherson
Video Assistant .....	Veronica McGrail
Video Assistant .....	Mike Bracken
Software Developer.....	Chad Befort
Junior Software Developer .....	Angel Santana

### PERSONNEL

General Manager .....	Trent Baalke
Assistant General Manager .....	Ethan Waugh
Director of College Scouting.....	Michael Davis
Director of Football Administration .....	Tim Walsh
Director of Player Engagement and Youth Football .....	Marcus Pollard
Director of Pro Scouting.....	DeJuan Polk
Director of Player Personnel .....	Regis Eller
Director of Player Finance.....	Trip MacCracken
Assistant Director of College Scouting.....	John Stevenson
National Scout.....	Ryan Stamper
Area Scout .....	Dave McCloughan
Area Scout .....	Ricky Thomas
Area Scout .....	Marty Miller
Area Scout .....	Antonio Robinson
Area Scout .....	Tyler Walker
Area Scout .....	Holden McAbee
Area Scout .....	Mickeel Stewart
Pro Scout .....	Geep Chryst
Pro Scout .....	Jason DesJarlais
Pro Scout .....	Chris Ash
College Scout .....	Josh Scobey
Scouting Assistant.....	Mimi Boldin-Morris
Scouting Assistant.....	Austin Leake
Scouting Assistant.....	Max Rosenthal
Manager of Player and Personnel Relations .....	Savannah Reier
Player Engagement Manager .....	Nikki Donoff
Player Finance and Football Administration Assistant.....	Tara Goolsby

### FOOTBALL LOGISTICS

Director of Football Operations .....	Hamzah Ahmad
Senior Manager of Team Logistics .....	J.K. LaCoste
Senior Manager of Team Operations .....	Brandon Roth

### PLAYER HEALTH AND PERFORMANCE

Vice President of Player Health and Performance .....	Jeff Ferguson
Head Physician.....	Kevin Kaplan
Physician, Internal Medicine .....	Michael Yorio
Physician, Chiropractic Medicine .....	Anthony Iselborn
Director of Performance Science .....	Christopher Bach
Director of Strength and Conditioning.....	Cedric Scott
Director of Performance Nutrition .....	Mindy Black
Assistant Strength and Conditioning Coach.....	Brandon Ireland
Assistant Strength and Conditioning Coach.....	Kevin Maxen
Associate Athletic Trainer/Physical Therapist.....	Robert Hoenshel
Athletic Performance Spec./Assoc. Athletic Trainer/Physical Therapist .....	Peter Draovitch
Associate Athletic Trainer .....	Cassie Ettl
Associate Athletic Trainer .....	Raul Bermudez
Associate Athletic Trainer .....	Devin Driscoll
Associate Director of Performance Nutrition .....	Jackie Trance
Head Team Psychologist.....	Dr. Candice Franco
Team Psychologist.....	Dr. Miguel Franco
Team Dentist .....	Dr. Richard Salko
Team Dining and Performance Chef .....	Keith Atkins
Culinary Lead .....	Robert Thomas
Culinary Lead .....	Leonard Knight
Sous Chef.....	Chris Wilcox
Sous Chef.....	Milan McRee
Front of House Manager.....	Herbert Duggins

### EQUIPMENT

Head Equipment Manager .....	George Pellicer
Associate Equipment Manager .....	Kyle Stillwell
Assistant Equipment Manager.....	Tyler Floyd
Equipment Assistant .....	Collin Peterson
Equipment Assistant.....	Nelson Candelario
Equipment Assistant.....	Jeffrey Kennett
Equipment Assistant .....	Kevin Perez

### SECURITY

Director of Team Security.....	Skip Richardson
--------------------------------	-----------------





# STAFF DIRECTORY

## ANALYTICS

Vice President of Decision Science ..... Arri Landsman-Roos  
 Director of Data Science ..... Makayla Amidon  
 Director of Quantitative Research ..... Victor Li  
 Senior Manager of CRM Analytics ..... Jeff Miranda  
 Senior Manager of Strategic Research and Development ..... Andrew Fedele  
 Business Intelligence Senior Analyst ..... Helen Blades  
 Data Scientist ..... Avery Horvath

## TICKETS SALES, SERVICE AND OPERATIONS

Chief Operating Officer ..... Chad Johnson  
 Vice President of Sales and Marketing ..... Chris Gargani  
 Senior Director of Ticket Sales and Service ..... Sean Flood  
 Senior Director of Premium Sales and Entertainment ..... David Altman  
 Director of Ticket Operations ..... Tim Bishko  
 Director of Ticket Sales and New Business Development ..... Russell Rendon  
 Director of Member Experience and Retention ..... Aneisha Johnson  
 Director of Group and Inside Sales ..... Shawn Dubrow  
 Senior Manager of Ticket Operations ..... Jim Scott  
 Senior Manager of Premium Member Experience ..... Christy Pavilando  
 Manager of Concert Ticketing ..... Carin Fleming  
 Manager of Member Experience and Retention ..... Alex Russell  
 Manager of Inside Sales ..... Taylen Douglas  
 Assistant Manager, Ticket Sales ..... Colin Baumgartner  
 Senior Account Manager, Ticket Sales ..... Andrew Parker  
 Senior Account Manager, Ticket Sales ..... Justin Hill  
 Account Manager, Ticket Sales ..... Zachary McClellan  
 Account Manager, Ticket Sales ..... Zebulun Stock  
 Account Manager, Ticket Sales ..... Dan Strong  
 Account Manager, Ticket Sales ..... Zachary Lecorchick  
 Account Manager, Group Sales ..... Michael Benko  
 Account Manager, Group Sales ..... Brian Rehagen  
 Account Manager, Group Sales ..... Mark Jannuzzi  
 Account Manager Group Sales ..... Jerrica Covington  
 Senior Premium Member Experience Specialist ..... Jacob Clayton  
 Member Experience Specialist ..... Casey Welch  
 Member Experience Specialist ..... Emily Lawrence  
 Member Experience Specialist ..... Cord Lewis  
 Member Experience Specialist ..... Tony Burns  
 Member Experience Specialist ..... Keona Jenkins  
 Member Experience Specialist ..... Arely Martinez-Medina  
 Premium Member Experience Specialist ..... Mackenzie Shaffer  
 Ticket Operations Specialist ..... Bryan Kupfer  
 Ticket Operations Specialist ..... Aliza Edoe  
 Sales and Champions Club Coordinator ..... Kimberly Baker  
 Inside Sales Representative ..... Marisa Guisti  
 Inside Sales Representative ..... Chloe Duster  
 Inside Sales Representative ..... Andrew Oswald  
 Inside Sales Representative ..... Sam Pichura  
 Inside Sales Representative ..... Reed Davis  
 Inside Sales Representative ..... Emory Erickson  
 Inside Sales Representative ..... Brady Deese

## MARKETING

Senior Director of Marketing ..... Brette Sadler  
 Director of Digital and Social Media ..... Nick Birdsong  
 Director of Brand Design and Creative ..... John Cascio  
 Director of Marketing, Live Events ..... Stephanie Lynn  
 Director, Brand and Strategic Initiatives ..... Jasmine McCrawford  
 Senior Design Manager ..... Chris Burdett  
 Senior Manager of Digital Marketing ..... Jennifer Garavaglia  
 Manager of Performance Marketing ..... Noel Kreger  
 Manager of Social Media ..... Charlie Jordan  
 Manager of Design, Partnerships ..... Nikki Summers  
 Social Content Producer ..... Cameron Hicks  
 Creative Content Manager ..... Devin Carvajal  
 Digital Media Manager ..... William Pease  
 Social Media Specialist ..... Ahmon Lott  
 Junior Graphic Designer ..... Zack Breunle  
 Junior Graphic Designer ..... McKenna Willis  
 Junior Graphic Designer ..... Nick Johnson  
 Digital Media Coordinator ..... Brooke Hopfe  
 Marketing Coordinator, Live Events ..... Kendall Saville  
 Marketing Coordinator ..... Karissa Jones  
 Social Media Coordinator ..... Josianne Keenan

## JAGUARS PRODUCTIONS

Vice President of Production ..... Patrick Kavanagh  
 Senior Director of Game Day and Event Production ..... Carlos Caceres  
 Senior Director of Broadcasting and Production ..... Dave DeCandis  
 Director of Creative Media ..... Everett Sullivan  
 Manager of Game Day and Event Production ..... Blake Stuart  
 Manager of Radio ..... Joe Fortunato

Manager, Broadcasting and Production ..... Max Hochman  
 Studio Manager ..... Brent Reber  
 Senior Writer ..... John Oehser  
 Senior Reporter and Editor ..... J.P. Shadrack  
 Senior Correspondent ..... Brian Sexton  
 Senior Producer/Editor ..... Trent Padilla  
 Senior VFX Artist ..... Nick Cortes  
 Team Reporter/Producer ..... Kainani Stevens  
 Game Day and Live Event Producer ..... Thomas Flynn  
 Producer/Editor ..... Gabrielle Dalton  
 Associate Producer ..... David Cho  
 Associate Producer ..... Andrea Kuri  
 Motion Graphics Producer ..... Manny Alvarez Pinzon

## COMMUNICATIONS

Senior Vice President and Chief Communications Officer ..... John Dever  
 Senior Director of Football Communications ..... Amanda Holt  
 Director of Football Communications ..... Dylan Morton  
 Director of Business Communications ..... Lyndsay Rossman  
 Senior Manager of Photography ..... Kam Nedd  
 Public Relations Coordinator ..... Emily Mears  
 Photography and Digital Asset Management Coordinator ..... Chris Kim  
 Public Relations Associate ..... Jacob LaMotta

## FACILITIES SECURITY

Director of Facilities Security ..... Bobby Lyle

## COMMUNITY IMPACT AND FOUNDATION

Senior Vice President and Chief Community Impact Officer ..... Whitney Meyer  
 Senior Vice President of Jaguars Foundation ..... Peter Racine  
 Vice President of Social Responsibility ..... T-Neisha Tate  
 Vice President, Community Impact and Football Development ..... Adriel Rocha  
 Director of Community Partnerships ..... Chris Sutton  
 Director of Jaguars Foundation ..... Kristina Heath  
 Senior Manager, Community and Development Initiatives ..... Caron Streibich  
 Community Impact Manager ..... Michael Carnahan  
 Community Impact Lead Designer and Production Manager ..... Eric Wierenga  
 Youth Football Coordinator ..... Caelan Rhinehardt  
 Legends Coordinator ..... Jason Troclair

## TECHNOLOGY

Vice President and Chief Information Officer ..... Mike Webb  
 Director of Business Technology ..... Shannon Gray  
 Director of Network and Production Systems ..... Jason Dean  
 Senior Manager, Football Technical Support ..... Chris Yeiter  
 Network and Systems Manager ..... Gladston Dos Santos  
 Technology Administrator ..... Rayner Williams  
 IT/AV Support Technician ..... Stephen Shotola  
 Information Security Administrator ..... Jesus Carbonell  
 Technical Support Analyst ..... Neira Mulahasanovic  
 Technical Support Analyst ..... Oscar Harris  
 Network Administrator ..... Alex Frennett  
 Production Support Engineer ..... Tyler Stidham

## PEOPLE DEVELOPMENT AND ADMINISTRATION

Senior Vice President of Human Resources ..... Jessica Jones  
 Vice President of Culture and Inclusion ..... Victoria Croy  
 Director of People Operations ..... Katrina Acosta  
 Culture and Inclusion Coordinator ..... Kari DeYoung  
 People Operations Associate ..... Emma Wiese

## LEGAL

Executive Vice President and Chief Legal Officer ..... Megha Parekh  
 Vice President and General Counsel ..... Justin Sievert  
 Associate General Counsel ..... Brittini Fabinak  
 Manager of Legal Operations ..... Autumn Richards  
 Stadiums Projects Manager ..... Brian Kensil  
 Special Projects Manager ..... Kyle Buerkett

## FINANCE AND BUSINESS PLANNING

Senior Vice President of Business Planning and Chief Financial Officer ..... Mark Sirota  
 Vice President of Accounting ..... Joanne Berrios  
 Vice President of Finance ..... Matt Stupski  
 Controller ..... Melisa Keenan  
 Director of Payroll and Benefit Plans ..... Cary Johns  
 Director of Payroll and Benefit Plans ..... Shaun Skaggs  
 Senior Manager of Accounting ..... Bryce Zimmer  
 Senior Manager of Accounting ..... Emily Klemm  
 Manager of Financial Planning and Analysis ..... Madison Banta  
 Real Estate Accounting Manager ..... Kyle Hellman





# STAFF DIRECTORY

Senior Accountant ..... Korri Williams  
 Accounting Coordinator ..... Kristen Hudak  
 Financial Analyst ..... Alexis Retic

## REAL ESTATE AND DEVELOPMENT

Senior Vice President of Real Estate and Development ..... Drew Frick  
 Director, Development Projects ..... William Tutwiler  
 Director of Construction ..... Lori Windisch  
 Project Manager, Real Estate and Development ..... Henry Gaud  
 Financial Analyst, Real Estate and Development ..... David Paulk  
 General Counsel, Iguana Investments ..... William Michaelis

## INTERNATIONAL DEVELOPMENT

Vice President of UK Operations ..... Maria Gigante  
 Senior Marketing and Operations Manager ..... Milo Mackean  
 Head of UK Sponsorship ..... Henry Birch  
 UK Grassroots Manager ..... Andrew Scott  
 UK Operations Manager ..... Mackenzie Cadman  
 Events and Operations Coordinator ..... Joshua Lowes

## FACILITIES

Vice President of Facility Operations ..... Ryan Prep  
 Senior Director of Live Events ..... Jackie Scibelli  
 Director of Special Events ..... Kristen Inman  
 Director of Facility Operations Miller Electric Center ..... Geoff DeLuca  
 Director of Facility Operations EverBank Stadium ..... Matthew Singer  
 Facilities Maintenance Technician Miller Electric Center ..... Tim Boyle  
 Facility Maintenance Technician EverBank Stadium ..... Alex Collins  
 MEC Facilities Manager ..... Raphael Kirkland  
 Manager of Office Logistics ..... Kevin Lanahan  
 Office Logistics Clerk ..... Ryan Veazy  
 Office Logistics Clerk ..... Raymond Ablan  
 Manager of Special Events ..... Natalie Henderson  
 Senior Manager of Live Events and Booking ..... Em Nees  
 Facility Operations Manager ..... Weill Casey  
 Concert Production Manager ..... Alex Blair  
 Facility Operations Supervisor ..... Nicko Sentoso  
 Building Engineer ..... Will Moran  
 Live Event Coordinator ..... Nate Hoepker  
 Event Coordinator, Special Events ..... Caroline Powell  
 Event Coordinator, Special Events ..... Kari Troia

## EVENTS AND ENTERTAINMENT

Senior Director of Events and Entertainment ..... Jenn Toy  
 Director of Entertainment Groups and Grassroots Events...Christy Stechman Zynda  
 Senior Manager of Events and Entertainment ..... Devin McDuffie  
 Senior Manager of Events and Experiences ..... Cassidy Carlson  
 Manager of Mascot Programs ..... Alex Shepard  
 Manager of Events and Entertainment ..... Alyssa Fair

Manager of Event Operations ..... Gabriella Photos  
 Events and Experiences Coordinator ..... Amani Burton  
 Grassroots Events Coordinator ..... Luis Rivera

## CORPORATE PARTNERSHIPS AND PARTNERSHIP ACTIVATIONS

Senior Vice President of Corporate Partnerships ..... Scott Massey  
 Vice President of Corporate Partnerships ..... Mike DeMartino  
 Vice President, Partnership Development ..... Matthew Rickoff  
 Senior Director, Corporate Partnerships ..... Evan Lindsey  
 Senior Director, Corporate Partnerships ..... John Berger  
 Senior Director, Corporate Partnerships ..... Evans Adonis  
 Director, Corporate Partnerships ..... Jake Milano  
 Junior Account Executive, Corporate Partnerships ..... Rebecca Kamrath

## PARTNER ACTIVATIONS

Vice President of Partnership Activations ..... Anne Boccuzzi  
 Director, Partnerships Activations ..... Lauren Baker  
 Director, Partnership Activations ..... Megan Belongia  
 Director of Business Solutions ..... Lauren Kirksey  
 Senior Account Manager, Partnership Activations ..... Trevor Bittenbender  
 Senior Account Manager, Partnership Activations ..... Kirsten Williams  
 Senior Account Manager, Partnership Activations ..... Aaron Malave  
 Account Manager, Partnerships Activations ..... Katherine Waske  
 Account Manager, Partnerships Activations ..... Nick Berry

## GUEST EXPERIENCE

Senior Director of Guest Experience ..... Sarah Mathis  
 Senior Manager of Guest Experience ..... Kelsey Holmgard  
 Senior Manager of Guest Experience ..... Lindsey Zybrick  
 Senior Guest Experience Coordinator ..... Daniel Koch  
 Senior Guest Experience Coordinator ..... Billy Cobb III  
 Guest Experience Coordinator ..... Brittany Morton





# You've worked hard for your money

Make the most of it with solutions that succeed.

Learn more at [everbank.com/jaguars](https://everbank.com/jaguars)



Official Bank of the Jacksonville Jaguars since 2010





# EVERBANK STADIUM

## EVERBANK STADIUM



The structure currently known as EverBank Stadium has been home to the Jacksonville Jaguars for nearly 30 years. Following the construction of the facility on the previous site of the city's Gator Bowl, the stadium, then known as Jacksonville Municipal Stadium, debuted in time for the team's inaugural preseason game on Aug. 18, 1995.

Jacksonville-based EverBank became the naming rights partner with the Jaguars when the stadium was named EverBank Field from 2010 through the 2017 season, changing to TIAA Bank Field in 2018 following a merger between the two banks that year. In 2023, the EverBank name returned with the EverBank Stadium name, bringing with it the tradition of partnership, reliability and trust, as the bank transitions to new ownership and renews its long-standing commitment to provide a financial advantage to all its nationwide consumer and commercial clients.


Throughout it all, Jaguars fans embraced "The Bank," a nickname that not only the fans but the team itself adopted. With EverBank returning to the stadium's title, "The Bank" will solidify its place in the Jaguars' tradition.

### LARGER THAN LIFE

EverBank Stadium is the proud home of the world's largest outdoor in-stadium video boards, which made their debut in 2014. Each 362 feet wide and 60 feet high, the two massive end zone displays are wider than the length of a football field and turned on their sides would be taller than the Statue of Liberty. The video boards feature 13mm HD pixel spacing and can show any combination of live action, instant replays, vivid graphics, colorful animations, up-to-the-minute statistics, scoring information and sponsor advertisements. The wide-angle viewing capability provides fans with a clear view of the displays from any seat in the stadium.

### JUST KEEP SWIMMING

Perhaps no feature at EverBank Stadium is more well-known than the two Tropical Smoothie Café Spas located on the top deck in the north end zone. Constructed in 2014, the two swim spas are still one-of-a-kind around the NFL and allow locals and visitors alike to cool off in the hot Florida sun. Guests can lounge in shaded cabanas in between dips in the pool and enjoy full concierge service. They can also join the party in the center of the Farah & Farah Fan Deck at EverBank Stadium. It's one of the biggest party scenes on game day as it's open to any ticketed guest in the stadium, regardless of seat location.





# STADIUM OF THE FUTURE

## STADIUM OF THE FUTURE



“By your vote, we have scored a touchdown.”

These eight words were proclaimed on the evening of June 25, 2024, by Jacksonville City Council President Ron Salem upon approval of the \$1.4 billion Stadium of the Future deal presented by the Jacksonville Jaguars and the City of Jacksonville. The historic vote prompted an immediate standing ovation as the future of football in Jacksonville took a significant step forward.

By partnering on a renovation of the aging city-owned stadium, the Jaguars committed to developing an innovative facility worthy of Jacksonville’s position as a world-class city. It would do so by serving Jacksonville and its people as the all-important hub for sports, entertainment and community connection.

The process toward designing a new stadium began with identifying both key issues with the aging facility and the enhancements necessary to consistently attract and retain more events to downtown Jacksonville.



To this end, the Jaguars conducted surveys and gathered feedback from key stakeholders including Jaguars fans, the City of Jacksonville, ASM (the current stadium management company), the athletic departments at the universities of Florida and Georgia, TaxSlayer Gator Bowl leadership, and prominent concert promoters, who manage and schedule where major stadium concerts are held throughout the year. Equipped with this valuable third-party input, the design was finalized to best position the stadium to attract NFL and non-NFL events to Jacksonville and ensure a comfortable experience for all stadium patrons.

The Jaguars selected renowned architect, HOK, to collaborate on turning concepts into more definitive renovation plans. In addition to HOK’s Sports + Recreation + Entertainment practice, the project team includes Impact Development and Management as the owner’s representative, with AECOM Hunt and Barton Malow serving in the role of preconstruction manager.





# STADIUM OF THE FUTURE

## DESIGN HIGHLIGHTS

The key design features that stadium patrons would look forward to in the new facility include:

- A subtropical Floridian nature park available for visitors and residents year-round to the elevated midlevel of the stadium on event days
- Next generation transparent protective canopy providing sun, wind and rain protection, reducing heat retention by 70-plus percent
- Concourses that extend 360-degrees, four times wider than existing spaces, providing for convenient and safer movement of patrons attending sports, entertainment and special events
- Flexible seating capacity from more than 63,000 to expand up to 71,500 to accommodate a range of professional and college sports, concerts and special events
- A transformative environment creating distinctive event experiences through lighting and digital technology
- Skyline and river views from lookout decks under a fritted roof membrane, which also introduce dispersed ambient light throughout the stadium interior
- Increased seating options, including premium offerings from field to sky
- First-class interactive social bars, local food options and retail venues in communal spaces for all customers

## TIMELINE

Following a vote among NFL owners in October, the Stadium renovations would begin in early 2025, with a target completion date of August 2028.

- **October 2024:** NFL owners' vote
- **February 2025:** Construction begins
- **Jaguars' 2025 season:** Jaguars play at EverBank Stadium with 60,000+ capacity
- **Jaguars' 2026 season:** Jaguars play at EverBank Stadium at a reduced capacity (approx. 43,500)
- **Jaguars' 2027 season:** Jaguars play one season away from Jacksonville (Location: TBD)
- **August 2028:** Stadium of the Future opens





# MILLER ELECTRIC CENTER

## MILLER ELECTRIC CENTER

On July 18, 2024, the Jaguars celebrated the one-year anniversary of the grand opening of the Miller Electric Center, a state-of-the-art 125,000 square-foot facility that serves as home to the team's football operations. A public-private partnership between the Jaguars and the City of Jacksonville, the Miller Electric Center includes locker rooms, training and medical facilities, office space and a draft room. It is home to two full-size grass practice fields and one indoor field, along with shaded public viewing stands, concession areas and a team store.

"Today is another example of vision becoming reality in Jacksonville," said Jaguars Owner Shad Khan at the grand opening celebration a year ago. "But what makes this particularly gratifying is the vision certainly wasn't mine alone. Our community, our city leadership, our football team and Miller Electric – everyone had the same vision and belief that we can do amazing things in Jacksonville. The best is still to come!"

•The dining hall is over **5,000** square feet in size and feeds players, coaches and staff three meals and two snacks every day. The facility has a full-service kitchen, a gas-fired pizza oven with a teal brick dome and features multiple self-serve and buffet stations.

•The team meeting room features auditorium seating for **153** with cushioned recliners. The room is designed with a video screen just over 23 feet wide and 13 feet high for watching film and other presentations.

•The Dream Finders Homes Locker Room includes **91** individual lockers allowing the full offseason camp roster to fit inside one space. It also features a sauna and steam room alongside showers and restrooms.

•The player lounge includes couches and recliners, televisions, a two-seat barbershop, ping pong table and a Full Swing golf simulator bay.

•The Miller Electric Center weight room is **9,420** sq. ft. with an additional **1,910** sq. ft. upper cardio deck. There are **14**-custom designed teal and black, Jaguars-branded weightlifting racks.

•The indoor field features **two** hanging goals posts and two scoreboards. The ceiling height offers **71** feet of clearance. The two outdoor practice fields include **144,000** square feet of natural hybrid Bermuda grass.

•The Miller Electric Center training room has **12** treatment tables and six taping tables as well as two full-size medical examination rooms and three in-ground hydrotherapy pools.

•A full recovery room offers players **eight** zero gravity massage chairs, **one** cryotherapy chamber, **one** float tank and **two** LED beds.

•There are **2,090** seats in the fully-shaded grandstand, which features **nine** overhead fans for circulation and an overhead speaker system.


•There are **two** permanent concession stands and the fan plaza has permanent restrooms, both men's, women's and a family restroom.

•A **900** sq. ft. Fanatics pro shop is open for every training camp practice, Fridays on home game weeks, and during all home games.



## MILLER ELECTRIC CENTER

POWERING PERFORMANCE





## JAGUARS UK

Since making history in 2012, as the first NFL team to commit to playing four home games at Wembley Stadium, the Jaguars will celebrate their tenth game at the iconic stadium on October 20th, 2024, against the New England Patriots.

The Jaguars became the first NFL team to play back-to-back games in London – one home game at Wembley and a road game at Tottenham Hotspur stadium – in 2023. That ground-breaking development continues through 2024 when the team will face the Chicago Bears at Tottenham Hotspur stadium on October 13 followed by the home game at Wembley Stadium.

## UNION JAX FOUNDATION

Since first playing in London, the Jaguars have developed their own community-based programs receiving grant funding to further expand its reach across the UK and now Ireland.

JagTag, presented by AO, is a simplified version of American football that is delivered country-wide and is currently played annually by more than 90,000 young people across the UK and now Ireland annually, with many progressing on to their local BAFA (British American Football Association) teams through the JagTag program, with some players advancing as far as accepting scholarships to play in universities across the UK. With further funding, the ambition is to reach 100k through this expansion.

Participants of JagTag can apply to the Jaguars to become a recipient of the Gridiron Grant. In partnership with LGT Wealth Management, the Gridiron Grant is the first of its kind sports scholarship program in the UK, offering a full university tuition scholarship to two students to any UK university or vocational program of their choice.

Utilising vital funding, the Foundation is also able to run the JagTag Bursary Camp, which offers children and young people from low socio-economic backgrounds, the opportunity to access free provision across all UK JagTag holiday camps and events. Providing opportunities to ensure young people have a positive environment to use their time productively, with outcomes that are beneficial to their physical and mental well-being.

## EXPANDING THE REACH

In 2022, the Jaguars were granted marketing rights to the UK as part of the NFL's International Home Marketing Area (IHMA) initiative, and have subsequently delivered coaching clinics and its JagTag program in Dublin. At the 2024 NFL Draft, the Jaguars became the first team to ever make a live draft pick from Ireland.

With a small but dedicated full-time team in the UK, the Jaguars are able to provide resources in market to maximize opportunities for the development and growth of the Jaguars brand across the UK and in the Republic of Ireland. The Republic is famous for its love of American Football, therefore appealing to new Jaguars fans through meaningful fan engagement and bespoke initiatives that will contribute to communities in the Republic, will truly reflect the Jaguars' position as an international NFL team.

## MEDIA

Developing channels specifically designed for a wider audience is part of the UK team's strategy to encourage the growth of the game and fandom across the UK and Ireland. The introduction of TealTalk, a new Jaguars UK and Ireland podcast, is aimed at engaging with new and existing fans in market to drive conversations and commitment to the team throughout the year.

Jaguars UK Weekly features on SkySports NFL and the Jaguars UK YouTube channel where unique and impactful content is gathered in Jacksonville, the UK and Ireland to create an entertaining show providing greater insights into the team for fans outside of the US.

## 2024 UK PLAYER TOUR

Following the success of the 2023 Player Tour, the Jaguars UK team embarked on its annual Summer Tour in June 2024 with the intention of ensuring it was even better for fans and players alike. Joined for the first time by a member of the coaching staff, Special Teams Coordinator Heath Farwell teamed up with LS Ross Matiscik, LB Foye Oluokun and NFL Legend Tony Boselli to make the trip around the UK visiting key cities of Bristol and Manchester and then on to Ireland and the beautiful city of Dublin. Sold-out live events were held in each of the three cities, where fans got to hear insights and opinions of the panel, watch highlights of plays, plus participate in games and activities on stage before asking questions to the assembled Jaguars.

In Bristol, the guys helped to provide the highest level of coaching directly to young players in BAFA (British American Football Association) and BUCs (British Universities and College) teams. Jaguars UK is the only GMP team in the UK market offering high-level coaching of this kind. Joined by former tight end Ben Koyack, and in partnership with BAFA, the session ran for three hours and provided valuable advice from the professionals.

In Manchester, the number one JagTag region by participation, the Jaguars held the largest-ever JagTag Event with 180 mixed-gender kids taking part. JagTag - Presented By AO – is the Jaguars UK's own brand of flag football and is played by over 90,000 young people across the country. AO attended with their mascot and celebrity Vernon Kay, who was on hand to work with the kids on the field and join in with the Jaguars on the field and on camera. At the same event, the team conducted a linebackers clinic with Foye Oluokun and coach Heath Farwell providing expert instruction.

Finally, following the extremely successful live event in Dublin, Jaguars UK a JagTag Skills session with our delivery partner Sherpa Kids. 150 kids aged 9-12 were excited and delighted by the competitive games played at the end of the session – as were all the participating Jaguars!



# JAGUARS IN THE COMMUNITY

## BUILDING A BETTER JACKSONVILLE TOGETHER

Dear Community,

The impact of the Jacksonville Jaguars truly goes beyond football. Our players, coaches and staff are committed to this community and to making greater Jacksonville a place where all residents can find opportunity.

To ensure a community-first mindset, there are several initiatives we focus on through the Jaguars Foundation to strengthen our community and the neighborhoods in which we live, work and play. Our community impact is centered around three distinct pillars: neighborhood revitalization, youth development, and league-wide initiatives, including support for the military, cancer awareness and prevention, social justice, Hispanic heritage and non-profit engagement.

Last year, we were shaken by the senseless racially motivated shooting that tragically ended the lives of three of our fellow residents, just minutes from the stadium, in Jacksonville's New Town community. In the immediate aftermath of this tragedy, our players and staff quickly organized a food distribution event for the people of New Town. Additionally, the Jaguars Foundation, along with the NFL Foundation and other local organizations, honored the victims and heroes at the Jaguars' home opener, and presented a donation of \$1.1 million in support of the New Town residents for food security, victims, and long-term community support and advocacy.

In 2023, the Jaguars Foundation also answered our calling in the same tradition we have served our community over the years. We invested in scholarships that support high school female football athletes pursuing higher education, provided grants for 11 military and veteran-serving organizations through our partnership with the city's Veterans Resource and Reintegration Center; and committed hundreds of hours of community service with our players, staff, corporate partners and fans.

Since 2012, we have committed \$35 million in local grants earmarked to individuals and organizations making a difference in our community under the pillars we embrace. It is a privilege to give back to Jacksonville, both through financial donations and volunteerism. Thank you for your continuous support of this organization and our mission. We are honored to be your hometown team and trusted community partner. We look forward to what the new year will bring and how we can continue building a better Jacksonville together.

Go Jags!

Shad Khan,  
Owner

### 2023 JAGUARS COMMUNITY IMPACT

# NUMBERS

**\$2,962,400**  
COMMUNITY GRANTS

**1,520**  
STAFF  
VOLUNTEER HOURS

**\$215,200**  
AWARDED IN GRANTS TO LOCAL  
MILITARY ORGANIZATIONS

**10,000+**  
YOUTH FOOTBALL PLAYERS & COACHES  
IMPACTED BY JAGUARS PREP

**100+**  
PROGRAMS &  
EVENTS ACTIVATED

**2,500**  
BOOKS DONATED

**5,180**  
INDIVIDUALS IMPACTED BY FOOD DISTRIBUTIONS

**15,160**  
GAME TICKETS DONATED TO LOCAL NONPROFITS

**3,690**  
HONOR ROWS  
SEATS AWARDED





# JAGUARS IN THE COMMUNITY

## BUILDING A BETTER JACKSONVILLE TOGETHER

### NEIGHBORHOOD REVITALIZATION

We believe when neighborhoods thrive, so do their residents and ultimately communities. The Khan family and the Jaguars Foundation made a \$1.3 million donation to LIFT JAX and its work with the Historic Eastside Community Development Corporation (CDC) to help support and revitalize Jacksonville's OUTEAST neighborhood.

- **Flossie Brunson Eastside Park Playground Grand Re-Opening** – In April, the Jaguars and LIFT JAX hosted the grand re-opening of the playground at Flossie Brunson Eastside Park, giving families a place to gather and enjoy the outdoors. The 7.4-acre park features new playground equipment, a baseball field, two basketball courts and a multi-use field.
- **The Melanin Market** –The Melanin Market was established in the OUTEAST community to support local minority-owned businesses, nonprofit organizations and local artists. The Jaguars are proud to support the Melanin Market and the opportunities it provides for area businesses and residents.
- **Placemaking Projects** – Over the course of the year, Jaguars staff participated in various placemaking projects in the OUTEAST community, including renovations to Buster Ford Checkerboard Park, adding fresh paint to older buildings, conducting a neighborhood clean-up in partnership with Gallagher and supporting the addition of five murals to enhance 10 blocks along the A. Philip Randolph business corridor.
- **Mobile Corner Market** - The Jaguars support Feeding Northeast Florida's Mobile Corner Market. It offers OUTEAST residents and many other underserved communities in Northeast Florida with greater access to nutritious foods. The 40-foot self-contained Mobile Market targets neighborhoods with high rates of food insecurity and is stocked with fresh produce, lean proteins, dairy, plus home and personal care products that is accessible to residents. In 2023, it helped more than 7,500 families locally.
- **New Town Support** - In the aftermath of the racially motivated shooting that took place in August, the Jaguars Foundation, the NFL Foundation and other local organizations came together to raise \$1.1 million for the First Coast Relief Fund in support of the New Town community and the victims. In addition, the Jaguars hosted a food distribution in New Town, alongside the Jacksonville Sheriff's Office, JaxPAL, Kids Hope Alliance and Feeding Northeast Florida, to support the families and surrounding community.
- **Community Fields** - The Jaguars, alongside the NFL Foundation, have invested in constructing and refurbishing 18 community fields across Jacksonville, giving kids and families safe and accessible spaces to enjoy sports and the outdoors. This past year, the Jaguars were able to help bring two new community fields to Jacksonville by partnering with the Cal Ripken, Sr. Foundation and the City of Jacksonville to bring a new state-of-the-art multipurpose field to Clanzel T. Brown Boys & Girls Club on the Northside. In addition, the Jaguars partnered with Duval County Public Schools and the City of Jacksonville Parks and Recreation to bring a new AstroTurf football field to Englewood High School in September.



### NFL LEAGUE-WIDE INITIATIVES

The Jaguars are committed to making an impact, bringing awareness, driving change and honoring members of our community through the following campaigns and programs: Inspire Change, Crucial Catch, Legends, Play Football, My Cause My Cleats, Salute to Service and Hispanic Heritage Month.

- **Inspire Change (The Bail Project)** - Through the Jaguars Inspire Change grant, The Bail Project has been able to support Jacksonville clients return to 308 court dates with a 92 percent court appearance rate.
- **Crucial Catch** - The Jaguars host various events for families affected by cancer and support local nonprofits that offer financial support and services for families.
- **Salute to Service** - The military is synonymous with Jacksonville, and we are proud to support our military community and honor members of the armed services year-round. Shad Khan and his family, through the Jaguars Foundation, have provided more than \$1 million dollars in support of the City of Jacksonville's Veterans Resource and Reintegration Center at City Hall.
- **Hispanic Heritage Month** - During Hispanic Heritage Month, the Jaguars host several events to amplify the rich history, heritage and traditions of Hispanics and Latinos. Through the Somos DUUVAL initiative, the Jaguars recognize Hispanic and Latino leaders in our community, inspire youth to follow their dreams and celebrate the stories that elevate Latino culture in Jacksonville.
- **My Cause My Cleats** - Jaguars players' passions go beyond the game. More than 50 players and coaches and two Legends participated in this year's campaign, bringing awareness to many important and worthy causes on the national stage.
- **LEGENDS** - During the year, Jaguars Legends were active in the community, giving back through food distributions, supporting our military, hosting youth football camps and more.





# JAGUARS IN THE COMMUNITY

## BUILDING A BETTER JACKSONVILLE TOGETHER

### YOUTH DEVELOPMENT

The Jaguars strongly believe in investing in our youth through education and sports. These two powerful tools offer productive environments for youth to learn, grow and thrive in. Through the Jaguars Literacy Locker Rooms, Honor Rows program, scholarship opportunities and nonprofit partnership programs, we are seeing thousands of youth benefiting from the resources offered.

- **Literacy Locker Rooms** - Created in 2021 by the Jaguars Foundation, alongside Read USA and other partners, Literacy Locker Rooms were established to promote the importance of literacy to local youth. Jaguars players visit area elementary and middle schools, spending time reading to kids and discussing the impact that literacy has had on their lives through their own experiences. Corporate partners Florida Blue, Florida Lottery, Gallagher and Whataburger made it possible to host Literacy Locker Rooms at John E. Ford K-8 School, San Jose Elementary, Hogan-Spring Glen Elementary School, Englewood Elementary School and John Love Elementary. More than 2,500 students received free books in 2023.
- **Girls Flag** - The Jaguars partnered with Florida High School Football to help identify the top 15 female athletes named to the 2023 Girls Flag ALL-PREP team. During the girls' flag football season, the Jaguars and media partner Action Sports Jax teamed up to highlight girls flag games and the top athletes and coaches of the week. Each Coach of the Week received a \$1,500 check for their school's football program. In 2023, the Jaguars Foundation established the "DREAM BIG" Scholarship to assist girls flag athletes and tackle athletes with additional athletic and academic resources for college.
- **Girls Flag Preseason Classic** - With 28 teams and more than 650 high school girls flag athletes participating in the 2023 Jaguars Girls Flag Preseason Classic, female flag continues to be a rapidly growing sport in Northeast Florida and around the country.
- **High School Media Day** - Alongside partner Baker's Sports, the Jaguars hosted 60 local high school football teams at EverBank Stadium for their annual High School Media Day. Athletes were given the opportunity to be recognized, meet with the local media, take photos and receive giveaways ahead of their season.
- **Special Olympics Fantasy Camp** - Special Olympics Florida athletes took the field with the 2023 Jaguars' rookie class after signing one-day contracts with the team. The Jaguars partnered with Ticketmaster to surprise each athlete with custom jerseys at their lockers and Jaguars' Director of Player Engagement, Marcus Pollard, onboarded each athlete to become a Jaguars player for a day!
- **Nike 11-On** - The Jaguars hosted a four-part Nike 11-On series, expanding the competition into the girls space, hosting their first ever Girls Flag Nike 11-On Summer Tournament and opening the competition to the Panhandle in Fort Walton Beach. More than 1,250 girls and boys high school football athletes competed against other local high school teams in preparation for their upcoming seasons.
- **5v5 Flag Football Tournament** - The inaugural Jaguars PREP 5v5 Flag Football Tournament featured more than 50 teams and 500 flag football athletes, giving boys and girls an unforgettable experience to compete at EverBank Stadium against the top local flag teams across Northeast Florida.
- **Helmet Donations** - The Jaguars teamed up with Gatorade to surprise the Hawthorne High School football team with new helmets and equipment for their season. The Jaguars also kicked off Play Football Month by donating 215 helmets to seven local youth football teams during Back Together Saturday at Training Camp.






# DAILY'S PLACE

## DAILY'S PLACE

Capitalizing on the ever-expanding intersection of sports and entertainment, Jaguars Owner Shad Khan partnered with the City of Jacksonville to open Daily's Place and Flex Field in May 2017. The state-of-the-art facility includes a 5,500-seat amphitheater and an indoor practice facility utilized by Jaguars' entertainment groups, youth sports and community events.

Daily's Place has become the leading destination for live entertainment and events in Northeast Florida. The unique, three-tiered, vertical design of the amphitheater at Daily's Place offers unparalleled sight lines from every seat in the venue. The last seat in the house is just 150 feet from the stage, giving every attendee an up-close-and-personal experience with every artist. The iconic Daily's Place roof that lights up the Jacksonville skyline ensures every seat is protected from the elements.

Performances at Daily's Place have included Kenny Chesney, Bob Seger, Sting, Lionel Richie, Mary J. Blige, Post Malone, Zac Brown Band, Jonas Brothers, Dave Matthews Band, Elevation Worship, Tedeschi Trucks Band and Pitbull as well as non-musical events such as wrestling events, NFL Draft parties, pregame festivities for the Florida-Georgia football game, TaxSlayer Gator Bowl and Jaguars games and community events. Details on all events coming to Daily's Place can be found at [www.dailysplace.com](http://www.dailysplace.com).





# 1ST DOWNTOWN JACKSONVILLE

## 1ST DOWNTOWN JACKSONVILLE

The Jacksonville Jaguars are committed to enhancing the Jacksonville community by building up downtown Jacksonville and surrounding areas through their affiliated real estate development entity, Iguana Investments.

Projects include the recently opened football performance operations at the Miller Electric Center; the Jacksonville Shipyards, a multi-faceted project that will feature a Four Seasons Hotel and Private Residences, a Class-A office and marina support building and improvements to the city-owned marina and public spaces; and Seahorse Oceanfront Inn and Lemon Bar in Neptune Beach, Fla.



"My goal is for Downtown Jacksonville to be the envy of cities here in the U.S. and elsewhere, and I see no reason why we can't achieve that goal," said Jaguars team owner Shad Khan. "I am confident we have the local leadership, spirit and commitment to revitalize Downtown Jacksonville in a manner that will make the world take notice while also serving the needs of the community and the people who make Jacksonville their home."

To learn more about the status of projects by Iguana Investments, visit [www.1stdowntownjax.com](http://www.1stdowntownjax.com). 1st DownTown Jacksonville is an all-encompassing initiative that captures the Jaguars' commitment to real estate development throughout Jacksonville, establishes a destination for up-to-date information about the Jaguars' plans and offers everyone the opportunity to personally get involved in the effort.

### THE SHIPYARDS

For over a century, the Jacksonville Shipyards located across the street from EverBank Stadium bustled with activity as an economic port of call. Today, the Shipyards is buzzing with activity once again while undergoing the construction of the six-story Class-A office building which will serve as the future headquarters for Jaguars' business staff; and the Four Seasons Hotel and Private Residences, which will consist of 170 hotel rooms and 26 residential units, plus amenities like restaurants, a spa, pools and more. The site will also house a 6,000-square-foot marina support building, public event lawn and city-owned marina along the Northbank Riverwalk of the St. Johns River. The project is a \$300 million private investment by Iguana and is anticipated to see completion in Summer 2026.

### MILLER ELECTRIC CENTER

In June 2023, the City of Jacksonville and the Jacksonville Jaguars opened the Miller Electric Center, a 125,000 square-foot state-of-the-art facility which houses the team's football staff and football operations. Located adjacent to EverBank Stadium, the sports performance facility is comprised of two outdoor full-size grass practice fields with shaded public viewing stands, an indoor field, players' locker rooms, training and medical facilities, office space, an NFL draft room and team store. The facility was developed through a 50/50 public-private partnership between the team and the city.





# EXECUTIVES



## SHAD KHAN

OWNER

SEASONS WITH JAGUARS: 13

Shad Khan, described in a *Forbes* magazine cover story in 2012 as the “New Face of the American Dream,” and later by the same magazine as one of the world’s greatest living business minds, saw his goal of owning an NFL team become reality on Dec. 14, 2011, in a unanimous 32-0 vote by NFL owners in support of his purchase of the franchise.

A naturalized U.S. citizen, Khan arrived alone from Pakistan in 1967 at age 16 to study at the University of Illinois. With a B.S. in industrial engineering in 1971, he quickly ascended to engineering manager at Flex-N-Gate, then a small automotive parts manufacturer in Urbana, Illinois. In 1978, Khan left and with \$13,000 in savings and \$50,000 from the Small Business Loan Corporation, he created the start-up Bumper Works, which revolutionized manufacturing through an innovative one-piece bumper design that remains the industry standard. When Flex-N-Gate came on the market two years later, Khan purchased his former employer, brought Bumper Works into the fold and in the decades that followed built the company into the global leader it is today.

Flex-N-Gate is currently ranked by *Automotive News* as the eighth largest original equipment supplier in North America, the 49th largest supplier in Europe and the 36th largest supplier in the world. Flex-N-Gate employs nearly 26,000 people at 78 manufacturing facilities and five advanced product development centers throughout the United States, Canada, China, Mexico, Argentina, Italy, Germany, France and Spain.

Khan’s passion for the National Football League took root long before his entry into the league. His dream of one day owning an NFL team began while watching games with his fraternity brothers at the Beta Theta Pi house as a student at the University of Illinois. After closing on the purchase of the Jaguars on Jan. 4, 2012, Khan has been an active owner on NFL matters, a fan-friendly owner for the Jaguars and a tireless supporter for the continued advancement of the Jacksonville community, particularly its downtown.

Khan chairs two important NFL committees – the Legalized Sports Betting Committee, to which he was appointed chairman in 2018, as well as the influential Business Ventures Committee, which he has led since 2016. Khan also sits on the NFL Network Committee, the Finance Committee and the Health and Safety Committee, and his vision for international growth, both for his Jaguars and the NFL, has been celebrated throughout sports and business circles as being the only team owner who made a long-term commitment to annually play in the important London and UK market. His initial four-year agreement to play one home game in each season from 2013 to 2016 was extended through the current 2024 season with the home game again being played at Wembley Stadium, the national stadium of England.

In 2013, Khan complemented his sports club portfolio with his purchase of Fulham Football Club, established in 1879 as the oldest professional club in London. Fulham’s famed home ground, Craven Cottage, will soon see the completion of a spectacular renovation with the introduction of Fulham Pier – a one-of-a-kind mixed use destination that will also serve as the club’s new spectator stand on the banks of the River Thames. Fulham has finished comfortably in the mid-table of the English Premier League the past two seasons.

In September 2016, Khan purchased full ownership of Four Seasons Hotel Toronto, regarded universally as one of the premier destinations in the luxury hotel segment anywhere in the world. The property, located in the fashionable Yorkville neighborhood, continues to be managed by Four Seasons Hotels and Resorts and deepens Khan’s roots in Canada, where Flex-N-Gate operates 11 plants in Ontario.

In 2019, Khan and his son Tony launched All Elite Wrestling (AEW), the professional wrestling league giving fans a fresh, new wrestling experience for the first time in decades with its world-class talent and storytelling. AEW produces successful pay-per-view events each quarter and broadcasts three television shows each week, “AEW: Dynamite” on Wednesday nights on TBS, “AEW: Rampage” on Friday nights on TNT and “AEW: Collision” on Saturday nights on TNT, all of which are available in 140 countries worldwide. AEW was recently valued at \$2 billion by *Forbes*.

In Jacksonville, Khan’s belief in the potential of downtown helped lead to the Jaguars’ new sports performance home, the Miller Electric Center. Adjacent to EverBank Stadium, the Miller Electric Center is the result of a public-private partnership between Khan and was opened this year as a 125,000 square-foot facility that will house all of the team’s football staff and football operations including locker rooms, training and medical facilities, office space and a draft room. The complex includes two full-size grass practice fields as well as one indoor field along with shaded public viewing stands, concession areas and a team store.

The Miller Electric Center is the initial stage of the 1<sup>st</sup> Downtown Jacksonville effort to spur development of the nearby Jacksonville Shipyards and create a path toward the Stadium of the Future, whose plans were introduced in 2023 with private-public partnership funding approved by the City of Jacksonville in June 2024. The \$1.4 billion stadium renovation project is anticipated to begin in 2025, with completion targeted for 2028.

Iguana Investments, Khan’s affiliate real estate and development entity led by his daughter Shanna, is spearheading the Jacksonville Shipyards project that includes the highly anticipated Four Seasons Hotel and Private Residences Jacksonville, a restored Met Park, a modernized marina and a six-story office building, all of which will create hundreds of new jobs, generate vital tourism revenue, attract residents and spark additional opportunities for emerging local businesses. Iguana also became owner and manager in 2022 of the locally beloved Seahorse Oceanfront Inn and Lemon Bar in nearby Neptune Beach.

Khan and his wife, Ann, are philanthropic leaders both in Jacksonville as well as in Illinois, where they met as students while attending the University of Illinois. Since 2012, the Khans have focused their charitable giving in the Jacksonville community through the Jaguars



# EXECUTIVES

Foundation. Through the Foundation, they provided more than \$36.2 million in grants since 2012, including \$18.8 million the past five years. These grants support youth development, neighborhood revitalization, military and veterans programs, and other NFL and team-related initiatives.

Significant grant support has been provided for key initiatives. The Khan family's strong commitment to our military and veterans includes a \$1.7 million partnership with the City of Jacksonville's Veterans Resource and Reintegration Center at City Hall, now in its ninth year of operation. A major contribution was made to the Baptist Health Foundation resulting in a \$2.3 million endowment to help bring the nationally renowned MD Anderson Cancer Center to the Baptist Health downtown campus in Jacksonville. Khan and the Jaguars Foundation also responded to the devastation wrought in northeast Florida by Hurricane Irma in 2017 with a gift of \$1 million to the United Way of Northeast Florida's First Coast Relief Fund and donated 5,000 tickets to the Jaguars' home opener to first responders and local residents impacted by the hurricane.

In 2020, Khan donated \$1 million to Jacksonville-area efforts dedicated to COVID-19 relief and response. And, most recently, the Khan family made a personal commitment of \$5 million to the Jacksonville Museum of Science and History (MOSH) for its capital campaign to build a new state-of-the-art interactive museum on the north bank of downtown Jacksonville, while the Jaguars Foundation made a \$1 million contribution on behalf of the Khan family to LIFT JAX in support of the major community revitalization efforts of the OUTEAST neighborhood, neighboring EverBank Stadium.

Additionally, in 2023 the Jaguars Foundation provided a \$250,000 grant to support the opening of a new Boys & Girls Club in the OUTEAST neighborhood in August 2023. The Jaguars Foundation has also made a half-million dollar contribution on behalf of the Khan family toward the Jacksonville Blue Zones, a city-wide initiative to promote health and well-being in the community.

On Dec. 16, 2018, Khan, an immigrant himself who became a naturalized US citizen, joined 65 North Florida residents originally from 38 different countries as they took their final step in saying the "Oath of Allegiance" in front of 65,000 fans to officially become Naturalized U.S. Citizens at halftime of the Jaguars' home game against Washington. It marked the first-ever U.S. citizenship ceremony held during an NFL game; a tradition Khan has continued during a Jaguars home game every season since.

Khan shares his passion for the American dream with his family, and he and his wife Ann have passed on their commitment to work and service to their two grown children, Tony and Shanna.







## TONY KHAN

CHIEF FOOTBALL STRATEGY OFFICER

SEASONS WITH JAGUARS: 13

Tony Khan, a thought leader in the world of sports analytics and insights, enters his 13th season with the Jaguars and his fourth in the capacity of chief football strategy officer.

Under Khan's guidance, the Jaguars created a Football Technology and Analytics group in 2012. In addition to being a valued asset to the coaching and scouting departments, the analytics team also explores new technology and its applications within all areas of the Jaguars organization, including player development, injury prevention, game analysis and player evaluation.

Khan, who with his father Shad Khan is an owner of Fulham Football Club of the English Premier League, was named Fulham's vice chairman and director of football operations in February 2017.

Over the past seven years at Fulham, Khan has played an integral role in the identification, recruitment and signing of players while continuing to oversee the club's statistical research department, which he created in 2015 to analyze football player performance and develop proprietary football performance. Fulham won the SkyBet Championship in 2021-2022 to earn promotion to the English Premier League, where the club has finished comfortably in the midtable the past two seasons.

Khan shook the world of sports and entertainment in January 2019 with the launch of All Elite Wrestling (AEW), a new professional wrestling league that has taken the sports and entertainment industry by storm. As CEO, GM and Head of Creative, Khan has led the company to defy expectations with its meteoric rise, world-class roster, pop culture infiltration and highly entertaining product that draws the youngest-skewing wrestling audience on television. Under Khan's leadership, AEW produces successful pay-per-view events each quarter and broadcasts three television shows each week, "AEW: Dynamite" on Wednesday nights on TBS, "AEW: Rampage" on Friday nights on TNT and "AEW: Collision" on Saturday nights on TNT, all of which are available in 140 countries worldwide.

Khan also is the owner and chairman of TruMedia Networks, a Boston-based engineering firm specializing in sports analytics solutions for leagues, franchises and media partners across the sports industry. Khan acquired TruMedia Networks in 2015, and under his ownership, the company has expanded its sports analytics engineering services, with clients including ESPN, the NFL, Zebra and over 60 percent of all Major League Baseball clubs.

In 2018, Khan made a strategic investment into Activist, an entertainment company that protects and builds all aspects of an artist's career while leveraging their authentic voice and related platform in an effort to effect positive change. Activist, steered by industry leaders Bernie Cahill and Greg Suess, provides comprehensive management services for its clients including music management, talent and brand management, and film and TV development.

Khan, who grew up in Champaign, Ill., is a frequent panelist at sports, entertainment and analytics conferences throughout North America. He graduated from the College of Business at the University of Illinois in 2007 with a Bachelor of Science degree in finance.





## SHANNA KHAN

PRESIDENT AND CHIEF DESIGN OFFICER OF IGUANA INVESTMENTS FLORIDA, LLC

Shanna Khan is the driving force behind the Khan family's diverse development projects and investment opportunities. For more than a decade, Shanna's private investment fund Shanna Capital has been a successful and active lead investor and financing arranger in complex mixed-use residential and office real estate developments throughout the U.S. In the same period, Shanna's bespoke design house - Shanna Collective - has advanced the practice of timeless value-engineered design and development in the fields of custom and multi-family residential; commercial; aviation and marine; luxury goods; and leisure, sports and hospitality.

Ms. Khan is President and Chief Design Officer of Iguana Investments Florida, LLC. Shanna's responsibilities include building and applying a world-class value-engineering-based design strategy across all components of the Four Seasons properties and the Jacksonville Shipyards, which are presently under construction on the north bank of the St. Johns River. These properties will form the centerpiece to the Shipyards, which will include a new six-story office building, revamped full-service marina, reinvigorated Metropolitan Park, modern marina services building and graceful walking paths connecting to a riverwalk running from Downtown Jacksonville to Metropolitan Park.

Shanna leads the equity investment, financing, vision and design activities at 919 West Fulton, an 11-story, mixed use development representing the first major development in downtown Chicago in years. Through her work, 919 West Fulton recently received a prestigious Co-Star Impact Award for leasing deal of the year. The 919 West Fulton project follows her successful equity investment in Broadway Chapter, a five-story, multifamily community in Fort Worth, Texas.

Shanna is both current president of, and the creative force behind, the recent unveiling of The Resort at Urbana Country Club, a three-level hotel offering world-class dining, incomparable spa and salon experiences, and luxurious suites and amenities, nestled in a charming country club setting unparalleled in Central Illinois or elsewhere in the Midwest. She currently oversees an extensive renovation of the Club's classic Tom Bendelow-designed track which made its debut over a century ago.

Ms. Khan also served as an independent director on the board of Yellowstone Acquisition Company (NYSE: YSAC, YSACU, YSACW), which in 2022 completed a friendly successful takeover of Sky Harbour LLC (NYSE American: SKYH, SKYHWS), a developer of business aviation complexes.

A director of the Jacksonville Jaguars Foundation and the Khan Foundation, Inc., Shanna has a robust history of charitable donations to institutions in Jacksonville and beyond, unified by her dedication to meaningful social and cultural advancement. In 2020, Ms. Khan and her family made a \$5 million gift to the Museum of Science and History Genesis Campaign to help fund a new museum to be relocated to the Shipyards. She followed in 2024 with a \$1 million gift to the Museum of Contemporary Art to lead the permanent acquisition of a \$4.5M sculpture, Jacksonville Stacked Stars, created by the late and celebrated artist Frank Stella.

Ms. Khan's deep love for animals speaks to her role on the Development Board at PAWS Chicago, a non-profit animal shelter organization based in Illinois. It also inspired her family's recent \$15 million donation serving the integrated oncology program at the University of Illinois Veterinary Teaching Hospital.

Ms. Khan holds an honors-level Bachelor of Science in Accountancy degree from the University of Illinois at Urbana-Champaign. Following her graduation, she served the U.S. House of Representatives as an Immigration and International Affairs Specialist, advising constituents and organizations on initiatives ranging from uniting families to fostering international business relations. Throughout her tenure, Ms. Khan facilitated joint initiatives between the U.S. State Department, Department of Homeland Security, USCIS, U.S. embassies and consular offices, and other international public service agencies.

Shanna, with her father Shahid Khan and her brother Tony Khan, is an owner of Fulham Football Club of the English Premier League.







## MARK LAMPING

PRESIDENT

SEASONS WITH JAGUARS: 12

Mark Lamping was named president of the Jacksonville Jaguars on February 13, 2012. Now in his 31st year as an executive in professional sports, Lamping became the Jaguars' first president since the end of the 1996 season and currently serves on the NFL Stadium Security and Fan Behavior Committee.

Lamping's career highlights include 13 years as a marketing executive with Anheuser-Busch, 14 seasons as president of Major League Baseball's St. Louis Cardinals and four years as CEO of New Meadowlands Stadium Company, where he oversaw the construction and operation of MetLife Stadium, home to the New York Giants and New York Jets of the NFL. The Giants' 2012 Super Bowl victory enabled Lamping to become one of the few sports executives to have received both a Super Bowl ring and World Series Championship ring. Lamping earned his World Series ring as president of the St. Louis Cardinals following their 2006 championship season.

As president of the Jaguars, Lamping oversees all team business operations in addition to managing other initiatives driven by team owner Shad Khan. Examples of Lamping's business impact include the team's vast investment in London and the United Kingdom, the creation of Bold Events and 1st DownTown Jacksonville, and the highly anticipated Jacksonville Shipyards development that will feature a Four Seasons Hotel and Private Residences Jacksonville, a modernized public marina, a six-story office building, a restored Met Park and much more that will create hundreds of new jobs, generate vital tourism revenue and spark additional opportunities for emerging local businesses. Lamping also served as the team's representative in negotiating an agreement in June 2024 with the City of Jacksonville on the proposed Stadium of the Future that will benefit the team, Downtown Jacksonville and Northeast Florida/Southeast Georgia for generations to come.

Under Lamping's direction and in partnership with the city, the Jaguars opened the Miller Electric Center in 2023 to serve as the new cutting-edge home for all Jaguars football operations. Lamping has also overseen many major fan-friendly enhancements to EverBank Stadium, including the installation of the world's largest video boards in 2014, a comprehensive renovation of Stadium Club areas, the construction of the 5,500-seat Daily's Place amphitheater and numerous other amenities that have helped to transform and keep the stadium relevant for today's sports and entertainment fan.

In 2013, Lamping was named as a non-executive board member of Fulham Football Club in London, Khan's Premier League club.

Lamping previously served as president and CEO of the New Meadowlands Stadium Company, LLC, beginning in 2008. The New Meadowlands Stadium Company was the joint venture formed between the New York Giants and the New York Jets to develop the \$1.6 billion stadium in East Rutherford, NJ. Lamping was responsible for managing the construction, sales, marketing and operation of MetLife Stadium, which opened in April 2010. In addition to numerous awards, in both 2010 and 2011, Billboard magazine named MetLife Stadium as the highest-grossing stadium in North America. Lamping also helped lead the successful bid to host the 2014 Super Bowl, which was the first Super Bowl played in an open-air stadium in a cold-weather city.

Lamping was the president of the St. Louis Cardinals for 14 years, from September 1, 1994, until March 31, 2008. In addition to the club's 1996, 2000, 2001, 2002 and 2005 Central Division titles and 2004 National League Championship, the Cardinals earned their 10th World Championship in 2006. In 1999 and again in 2003, the Cardinals were honored by United Sports Fans of America as Major League Baseball's Fan Friendly Team for their superior efforts to make a day at the ballpark more affordable and enjoyable. In addition to managing the club's business and facility operations, Lamping led the Cardinals' new ballpark initiative, and on April 10, 2006, the Cardinals officially dedicated the new ballpark, Busch Stadium. The perfect ending to the inaugural season at the new Busch Stadium came in October with the Cardinals winning their 10th World Championship.

From 1989 to 1994 Lamping served as Anheuser-Busch's group director of sports marketing. In that position, he managed all domestic and international sports marketing activities for Anheuser-Busch's beer brands, including sponsorship agreements with the Olympics, FIFA World Cup and all major professional sports, including Major League Baseball, the National Football League, the National Hockey League and the National Basketball Association. Lamping also oversaw Bud Sports Productions, Anheuser-Busch's television and radio sports production company.

Lamping joined Anheuser-Busch in 1981 in the company's Corporate Planning Executive Development Program. He then served in a variety of positions including district sales manager in Southern Illinois and Central Iowa, senior brand manager for new products and director of sales operations before being named group director of sports marketing in 1989.

Lamping currently serves on the boards of directors of the American Cancer Society CEOs Against Cancer, Jacksonville Civic Council, JAXUSA Policy Council, and Special Olympics Florida Advisory Council. In 2015, Lamping was honored as Community Champion by the North Florida Chapter of the Multiple Sclerosis Society and received Community Connections' Florence N. Davis Award for Community Achievement. In addition, in 2017 Lamping was inducted into the First Coast Business Hall of Fame and received the Living and Giving Award from the Juvenile Diabetes Research Foundation. In 2021, Lamping was inducted into the Missouri Sports Hall of Fame in recognition of his career accomplishments as a sports and marketing executive. And in 2022 he received the distinguished American Award from the St. Louis Chapter of the National Football Foundation.

While in St. Louis, Lamping was involved in a variety of charitable organizations, including board of directors, Habitat for Humanity and St.



# EXECUTIVES

Louis Cardinals Community Fund; chairperson of the Make-A-Wish Foundation Golf Classic in 1997, 1998, and 1999; chairman of the St. Louis Archdiocese Catholic Charities 2000 and 2001 Christmas Appeal and he also served as a chairperson for Pope John Paul's 1999 visit to St. Louis.

In 1998, Lamping was also honored in St. Louis as Man of the Year by the local chapter of Sudden Infant Death Syndrome Resources and received the James O'Flynn Award from St. Patrick's Center in recognition of his work to help the homeless in the St. Louis area. In addition, Lamping was the recipient of the Catholic Youth Council 2000 Community Achievement Award and the 2001 Marianist Youth Medal. Big Brothers and Big Sisters of St. Louis honored Lamping with its 2001 Legacy Award. In 2006 Lamping was presented the Gateway Leadership Award from the International Leadership Network. Lamping has been inducted into the Vianney High School Hall of Fame and was named 2000 Alumnus of the Year for outstanding achievement by Rockhurst University.

A St. Louis native, Lamping holds a Bachelor of Science degree in accounting from Rockhurst University in Kansas City, Missouri, and a master's degree in business administration from Saint Louis University. Mark and his wife Cheryl have three children, Brian, Lauren, and Timothy, and eight grandchildren.







## TRENT BAALKE

GENERAL MANAGER

SEASONS WITH JAGUARS: 5

Trent Baalke was hired as the Jaguars general manager on Jan. 21, 2021.

He originally joined the Jaguars in Feb. 2020 as the team's director of player personnel before being named the interim general manager on Nov. 29, 2020.

In the 2024 draft, Baalke and the Jaguars selected WR Brian Thomas Jr. with the No. 23 overall pick. He only conducted one trade over the three-day draft, sending the No. 17 overall selection to the Minnesota Vikings for the No. 23 and 167 selections – and third- and fourth-round selections in the 2025 NFL Draft.

Baalke and the Jaguars selected a franchise-record 13 players in the 2023 draft, including OL Anton Harrison with the No. 27 overall pick. Thanks to four trades triggered by Baalke, Jacksonville selected a franchise-record 10 players on day three of the NFL Draft.

In Nov. 2022, Baalke engineered a trade with the Atlanta Falcons for WR Calvin Ridley.

In the 2022 draft, Baalke and the Jaguars selected OLB Travon Walker as the number one overall pick. He subsequently led the Jaguars in reaching deals with an accomplished free agent class, including TE Evan Engram, WR Zay Jones, WR Christian Kirk, LB Foye Oluokun, OL Brandon Scherff, and CB Darius Williams. Baalke's free-agent haul helped establish a culture in Jacksonville that withstood a 3-7 start before rebounding to win the AFC South (9-8) and defeat the Chargers in one of the greatest comebacks in NFL postseason history.

Engram went on to set the franchise record in receptions and yards for a tight end. Jones recorded a personal mark for receptions (82) in a single season and, likewise, Kirk set personal highs in receptions (84) and touchdowns (8), as they helped take Jacksonville's offense to a new level. Oluokun and Scherff were both voted as captains for the 2022 season, and Williams provided vital veteran leadership for a defense that finished first in the league in passes defended with 95.

In his first draft as general manager in Jacksonville, Baalke and the Jaguars selected QB Trevor Lawrence with the first overall selection of the 2021 draft. With the pick, Lawrence became the first No. 1 overall selection made by both Baalke and the Jaguars. The Clemson product set rookie franchise records in both completions (359) and passing yards (3,641) in his inaugural season with the Jaguars. Second-round selection CB Tyson Campbell finished his rookie season with 10 passes defended, good for fifth all-time among rookies in franchise history. Seven of Baalke's nine 2021 draft selections saw playing time during the 2021 season.

Prior to arriving in Jacksonville, Baalke spent 12 seasons with the San Francisco 49ers, ascending to general manager (2011-16) after stints as western region scout (2005-07); director of player personnel (2008-09); and vice president of player personnel (2010). He was named Executive of the Year following the 2011 season by the Pro Football Writers of America and Pro Football Weekly after transforming a 6-10 team into a 13-3 team in his first season as general manager with San Francisco.

During Baalke's tenure in the Bay Area, the 49ers appeared in three consecutive NFC Championship games (2011-13) and Super Bowl XLVII, while tallying a 5-3 postseason record. After Baalke began overseeing all player acquisitions in 2010, six acquired players accounted for nine All-Pro selections, while eight of those players earned Pro Bowl honors. Overall, the 49ers produced 24 All-Pro selections and 35 Pro Bowl nods from 2010-16.

He previously spent four years with Washington's scouting staff, serving as the college scouting coordinator in his final season. From 2001-03, he was a national scout. Baalke began his NFL career as a personnel scout with the New York Jets from 1998-2000.

Prior to his NFL career, Baalke worked as a defensive line and strength and conditioning coach at South Dakota State from 1990-95 before working as the athletic director at Shanley High School in Fargo, N.D. in 1996 and 1997. He began his coaching career as a graduate assistant at North Dakota State in 1989, helping the team finish with a 14-0 record and Division II National Championship.

The Rosendale, Wis. native earned a bachelor's degree in health and physical education at Bemidji State (Minn.), where he played outside linebacker and was an All-Northern Sun Conference and All-Midwest Region honoree. He and his wife, Beth, have two daughters, Katy and Cassie.



# BUSINESS OPERATIONS LEADERSHIP TEAM



## CHAD JOHNSON

CHIEF OPERATING OFFICER

SEASONS WITH JAGUARS: 13

Chad Johnson serves as the Jaguars' Chief Operating Officer and is responsible for a diverse cross-section of club priorities ranging from ticket sales to stadium operations to content creation and beyond. He was promoted to COO in 2022 after a decade of service to the organization.

Johnson originally joined the Jaguars as vice president of sales in May 2012 and was promoted to senior vice president of sales and service in February 2013, overseeing ticketing and guest services. His responsibilities grew in 2017 with the opening of Daily's Place amphitheater adjacent to EverBank Stadium. Since the opening, Johnson has overseen the booking and execution of more than 175 concerts and welcomed more than 875,000 music fans to the brand-new venue. In 2018 he was named Chief Content Officer.

In 2021, Johnson's role expanded again to include oversight of the Jaguars' full slate of content creators across the marketing, broadcast and events departments. His teams are responsible for all content across Jaguars' social and digital channels and the complete game day experience at EverBank Stadium. Johnson also took on management of the stadium operations, including food, beverage, merchandise and facilities. In 2022, he added international operations to his plate, overseeing the team's continued presence in the UK playing one game annually in London.

Prior to joining the Jaguars, Johnson spent a decade overseeing sales and service for multiple professional sports franchises including the Miami Marlins, the Florida Panthers and the Tampa Bay Lightning. Johnson, who is originally from Chicago, graduated from Augustana College in Rock Island, Ill. He and his wife, Mary Beth, live in Atlantic Beach with daughters Victoria, Samantha, Cate and Janie.



## MEGHA PAREKH

EXECUTIVE VICE PRESIDENT AND CHIEF LEGAL OFFICER

SEASONS WITH JAGUARS: 11

Megha Parekh was elevated to executive vice president and chief legal officer in May 2021 having already served as chief legal officer since 2016. She manages the legal, technology, office services and people development teams for the Khan family's portfolio of sports, entertainment and development companies. Parekh's group is responsible for all legal matters, employee training, support and development, technological systems, security, and supporting local real estate development opportunities.

Parekh joined the Jaguars in 2013 and has worked on Shad Khan's acquisition of Fulham Football Club, public-private funded improvements to EverBank Stadium, the 2017 opening of Daily's Place, multiple naming rights partnerships, the launch of All Elite Wrestling and real estate developments around the stadium. Parekh also serves on the board of the Jaguars Foundation, the Florida Sports Foundation and the AEW Foundation and volunteers with Habitat for Humanity and the Crisis Text Line as a crisis counselor. Parekh joined the law firm Proskauer in 2009 after graduating magna cum laude from Harvard College and Harvard Law School.





# BUSINESS OPERATIONS LEADERSHIP TEAM



## MARK SIROTA

SENIOR VICE PRESIDENT OF BUSINESS PLANNING AND CHIEF FINANCIAL OFFICER

SEASONS WITH JAGUARS: 10

Mark Sirota was elevated to Senior Vice President of Business Planning and Chief Financial Officer in May 2022 having already served as Chief Financial Officer since 2020 and is entering his 10th season with the Jaguars. Sirota is responsible for providing integrated financial oversight across the portfolio of sports and entertainment properties owned by the Khan family, development and implementation of strategic initiatives, as well as application of business analytics and insights across the organization.

Prior to joining the Jaguars, Sirota worked for the Boston Red Sox where he helped to lead the company's budgeting and forecasting efforts and focused on optimizing ticket and concession revenue. He began his career at Huron Consulting Group. Sirota earned a bachelor's degree in finance and accounting from Boston College and an MBA from Boston University. He and his wife, Janice, have a daughter, Isla, and a son, George.



## SCOTT MASSEY

SENIOR VICE PRESIDENT OF CORPORATE PARTNERSHIPS

SEASONS WITH JAGUARS: 13

Scott Massey, now in his 13th season with the Jaguars, is responsible for leading the organization's sponsorship sales teams in Jacksonville and London. Both sponsorship teams are tasked with securing new corporate partners, as well as ensuring existing partners receive significant value for their investment with the Jaguars and Jaguars annual game in the U.K. In 2018, Massey's role expanded to include oversight over Fulham Football Club's sponsorship team in London. Fulham FC is London's oldest football club and plays in the English Premier League.

Massey is also responsible for the sponsorship sales efforts for Daily's Place, a 5,500-seat amphitheater in Jacksonville that opened in 2017 and is uniquely connected to EverBank Stadium. Massey's team negotiated the naming rights agreement with Daily's as well as Founding and Headliner Partner sponsorships for the venue.

Prior to the Jaguars, Massey spent nine years at the PGA TOUR as vice president of business development/title sponsor relations. Before moving into the title sponsor capacity, he managed several of the PGA TOUR's largest official marketing partnerships. Prior to joining the PGA TOUR, Massey previously held sales roles with several sports-related companies including International Management Group (IMG), golfweb.com and Quokka Sports.

Massey grew up in Boulder, Colorado, and is a graduate of the University of Colorado where he earned his bachelor's degree in finance. He and his wife, Nancy, have two sons, Hanks and Davis.



# BUSINESS OPERATIONS LEADERSHIP TEAM



## WHITNEY MEYER

SENIOR VICE PRESIDENT AND CHIEF COMMUNITY IMPACT OFFICER

SEASONS WITH JAGUARS: 4

Whitney Meyer was hired as the Jaguars' senior vice president and chief community impact officer in October 2021. In her role, Meyer is responsible for the development and implementation of the Jaguars community impact initiatives, including operations of the Jaguars Foundation, Inspire Change and Social Justice Initiatives and community activities in connection with local development projects.

Prior to joining the Jaguars, Whitney served as the inaugural Chief Diversity Officer at the University of North Florida (UNF) where she advised university leadership on diversity, inclusion and racial equality pertaining to strategies and policies, learning and research, community relations and the recruitment, retention and admission of faculty, staff and students of color. She previously worked at UNF in various departments including the Military and Veterans Resource Center, Student Union Administration, Alumni Affairs and Public Relations.

Meyer is a Jacksonville native and a graduate of both UNF and Paxon High School. She currently serves on the Jacksonville Public Education Fund Board, JAX Chamber Hightower Fellowship Board and the World Affairs Council Board. She also is a frequent volunteer for the Friends of Boone Park South. In April 2022, Meyer was selected to the Jacksonville Business Journal's 40 under 40 list.



## JOHN DEVER

SENIOR VICE PRESIDENT AND CHIEF COMMUNICATIONS OFFICER

SEASONS WITH JAGUARS: 3

John Dever is entering his third season as the team's senior vice president and chief communications officer after being hired in July 2022. Dever leads the Jaguars communications team responsible for the strategy and execution of public relations for the club's football and business operation, as well as its sister companies, Bold Events and Iguana Investments.

Dever joined the team from PGA of America, where he directed the public relations efforts for various PGA spectator championships – including the Ryder Cup, PGA Championship and KPMG Women's PGA Championship – for seven years. Prior to that, he spent a decade-plus in Major League Baseball, leading the media operation for the Washington Nationals and Montreal Expos.

A graduate of Syracuse University, Dever previously worked with the San Diego Padres and the University of Virginia. He and his wife, Karen, have three children: Kelley, Chelsea and Quinn.





# BUSINESS OPERATIONS LEADERSHIP TEAM



## DREW FRICK

SENIOR VICE PRESIDENT OF REAL ESTATE AND DEVELOPMENT

SEASONS WITH JAGUARS: 3

Drew Frick was hired as the Jaguars' senior vice president, of real estate and development in May 2022. In Frick's role, he leads the organization's plans to revitalize downtown Jacksonville, including the Miller Electric Center, Shipyards and the team's Stadium of the Future. Frick oversees a team-leading multiple projects through every phase of development from design to completion, including land acquisition, master planning, permitting, construction and leasing.

Frick most recently served as the president of Gate Lands (the real estate and development subsidiary of Gate Petroleum Company) and as vice president and general counsel for Gate Petroleum Company, a diversified, privately held company based in Jacksonville with several businesses including convenience stores, concrete manufacturing, real estate development and hospitality.

Prior to his 18 years with Gate, Frick spent four years with Rogers Towers, a law firm headquartered in Jacksonville. Through his work with both companies, he has been involved in many of North Florida's most distinctive office, residential, hospitality and retail developments, several of which have been recognized with local and national awards for planning, architecture, landscape design and marketing success.

Frick currently serves on the board of directors for the Seamark Ranch and the Jacksonville Chamber Board of Directors. He has been appointed by the Jacksonville City Council to serve on the Joint Planning Committee, an advisory body to the Duval County School Board and Jacksonville City Council in matters relating to the selection and utilization of all sites for schools, libraries, parks and community centers.

He is a graduate of Clemson University and holds a Juris Doctor degree from the University of Georgia School of Law. Frick is also a member of The Florida Bar and has been admitted to practice law in Florida since 2000.

Frick and his wife, Andrea, are Jacksonville natives and have two daughters, Ellie and Katie.



## JESSICA JONES

SENIOR VICE PRESIDENT OF HUMAN RESOURCES

SEASONS WITH JAGUARS: 13

Jessica Jones is the senior vice president of Human Resources for the Jacksonville Jaguars, Bold Events, Union Jax and the Jaguars Foundation. Jones, who joined the company in 2012, is responsible for leading the Jaguars' overall human resources strategy, talent acquisition, leadership development, diversity and inclusion, organizational design and cultural development, total rewards, learning and development, compensation, HR operations and employee relations.

Jones' leadership has provided Jaguars employees with expanded benefits including paid FMLA and parental leave, a comprehensive wellness program, Jaguars University, a mentor program, job shadowing opportunities, and an internal recognition program which includes the team's annual PRIDE awards and the Diversity Engagement Network.

Jones has overseen efforts that have resulted in a new HRIS system for onboarding and performance management which has led to more effective and streamlined company-wide talent acquisition practices that better utilize technology, an analytical and thoughtful process for interviewing, with a view towards attracting candidates with a variety of experiences and from a variety of backgrounds; and more thoughtful, comprehensive talent management and talent development programs which has resulted in greater accountability, stronger collaboration among businesses, improved efficiency, and increased effectiveness in meeting business needs.

Prior to joining the Jaguars, Jones worked in a variety of roles in employment law, contract management and litigation.

Jones also serves on the Board of Directors for the Ronald McDonald House Charities, is a member of the Florida CHRO Summit Governing Body and is on the Florida Chamber Board of Governors. Since 2014, Jones has served on the NFL HR's Planning Committee for the NFL HR Summit and in 2019, hosted the NFL HR Summit. Previously Jones served on the Board of Directors for the North Florida Juvenile Diabetes Research Foundation. In 2017, she was named in the Winner's Circle for Top Corporate Leader Over 35 by HR.com.



# COACHING STAFF



## DOUG PEDERSON

HEAD COACH

SEASONS WITH JAGUARS: 3

SEASONS WITH NFL: 14

### PEDERSON'S COACHING EXPERIENCE

Year	School/Team	Position
2022-24	Jacksonville Jaguars	Head Coach
2016-20	Philadelphia Eagles	Head Coach
2013-15	Kansas City Chiefs	Offensive Coordinator
2011-12	Philadelphia Eagles	Quarterbacks Coach
2009-10	Philadelphia Eagles	Offensive Quality Control
2005-08	Calvary Baptist Academy	Head Coach

The Jacksonville Jaguars hired two-time Super Bowl champion and former NFL QB Doug Pederson as head coach on Feb. 3, 2022.

In his first two seasons leading the Jaguars, Jacksonville produced a winning record in back-to-back seasons for the first time since 2004-05. In 2023, the team finished 9-8 and second in the AFC South. OLB Josh Allen (17.5) and OLB Travon Walker (10.0) led the Jaguars in sacks in 2023. Their 27.5 combined sacks were the most among any duo in the NFL. QB Trevor Lawrence recorded 4,016 passing yards, while WR Calvin Ridley posted 1,016 receiving yards and RB Travis Etienne Jr. recorded 1,008 rushing yards. This marked the first time in franchise history Jacksonville had a 4,000-yard passer, 1,000-yard receiver and 1,000-yard rusher in consecutive seasons. In 2023, Pederson and the Jaguars also became the first team in NFL history to win two games overseas in a single season.

In Pederson's first year as head coach of the Jaguars, he led the team to its first AFC South title and first playoff appearance since 2017. The Jaguars ranked first in the NFL in win differential from the 2021 to 2022 season and also became just the third team since 1970 to draft first overall and win their division the following season. Pederson was named the NFL 101 AFC Coach of the Year and was one of three finalists for AP NFL Coach of the Year.

Pederson, 56, joined the Jaguars after spending five seasons as the head coach (2016-20) of the Philadelphia Eagles, compiling a 46-39-1 record during the regular season and postseason. During his time in Philadelphia, the Eagles made the postseason in three consecutive seasons (2017-19) and won two NFC East titles (2017 and 2019). In 2017, Pederson led the Eagles to their first-ever Super Bowl Championship in Super Bowl LII with a 41-33 victory against the Patriots. In Pederson's tenure, 11 players earned Pro Bowl nods, including six players named to multiple Pro Bowls: C Jason Kelce (2016, 2019-20), G Brandon Brooks (2017-19), T Lane Johnson (2017-19), TE Zach Ertz (2017-19), DT Fletcher Cox (2016-20) and S Malcolm Jenkins (2017-18).

Pederson was key in the development of QB Carson Wentz, who threw for 16,811 yards and 113 TDs from 2016-20. Wentz established several single-season franchise records during his time in Philadelphia, including in completions (388 in 2019), completion percentage (69.6 pct. in 2018), passing yards (4,039 in 2019) and passing touchdowns (33 in 2017) under Pederson's tutelage.

In 2020, Wentz threw for 2,620 yards and 16 TDs while rookie QB

Jalen Hurts threw for 1,061 yards and six TDs. The Eagles posted the NFL's third-most sacks (49) with Pro Bowl DE Brandon Graham leading the team with 8.0 sacks. Philadelphia posted the league's ninth-most rushing yards (126.7) led by RB Miles Sanders who finished his 2020 season with a team-high 867 rushing yards.

In 2019, the Eagles claimed their second NFC East division title in Pederson's tenure. Philadelphia made their third straight playoff appearance, posting four consecutive wins against divisional opponents to close the season. The team had six players earn Pro Bowl nods and finished in the top half of the NFL in both points per game and points allowed per game. Sanders set rookie records in all-purpose yards (1,327) and rushing yards (818) to lead the offense while three-time Pro Bowler Malcolm Jenkins led the defense with 80 tackles. Pederson joined Andy Reid as the only head coaches in Philadelphia's history to earn three postseason berths in their first four seasons.

In 2018, the Eagles offense ranked fifth in completions (422), eighth in passing yards (4,524) and eighth in passing yards per game (282.8) while Pederson's defense ranked seventh in rushing defense (1,551), tied for eighth in sacks (44), eighth in first downs allowed (308) and ninth in touchdowns allowed (37). They finished the season with a 9-7 record, earned a postseason berth and defeated the Bears in the Wild Card round.

Pederson directed a historic campaign in 2017, as Philadelphia finished the regular season with a franchise-record-tying 13 wins, earned an NFC East title and the No. 1 seed in the NFC and delivered the first Super Bowl championship in Eagles history. Pederson became the eighth head coach in NFL history to win the Super Bowl in his first two seasons with a team and seventh to win the Super Bowl in his first playoff appearance. In 2017, Wentz earned Associated Press Second-Team All-Pro and Pro Bowl honors. From Weeks 1-14 – prior to suffering a season-ending injury – the second-year signal caller led the league in passing TDs (33), had the fourth-highest passer rating (101.9) and threw for the NFL's 10th-most passing yards (3,296).

Following Wentz's injury, Pederson prepared backup quarterback Nick Foles to take over Philadelphia's offense. Foles recorded a 100-plus passer rating in all three playoff contests, recorded the highest completion percentage (72.6 percent) in a single postseason in NFL history and garnered Super Bowl LII MVP honors.

As a first-year head coach in 2016, the Eagles finished with a 7-9 record while Wentz set Eagles rookie records in passing yards (3,782), completions (379) and passing touchdowns (16). The defense ranked tied for fifth in rushing TDs allowed (10), sixth in first downs allowed (300), tied for ninth in interceptions (16), 10th in passes defended (77) and 11th in opposing QB passer rating (85.7).

Prior to arriving in Philadelphia, Pederson served as the offensive coordinator of the Kansas City Chiefs from 2013-15, helping the team post a 31-17 regular season record over three seasons. Pederson helped QB Alex Smith experience the most productive stretch of his career with three consecutive 3,000-yard seasons.





# COACHING STAFF

Before joining Kansas City, Pederson coached the quarterbacks in Philadelphia from 2011-12. In his first year in that role, Pederson saw Michael Vick become the second quarterback in NFL history to top the 3,000-yard passing and 500-yard rushing plateaus in consecutive seasons. Vick set career highs in completions (253) and passing yards (3,303) while throwing the third-most touchdowns of his career (18). Pederson began his pro coaching career as offensive quality control coach with the Eagles from 2009-10.

A 12-year NFL veteran, Pederson played quarterback for the Green Bay Packers, Miami Dolphins, Philadelphia Eagles and Cleveland Browns after originally being signed by the Dolphins as an undrafted rookie in 1991. He was coached by three of the most successful

coaches in NFL history: Don Shula, Mike Holmgren and Andy Reid. Pederson played for Green Bay from 1996-98 and 2001-04 and was part of Packer teams that won Super Bowl XXXI, two NFC Championships (1996 and 1997) and six division titles.

The Bellingham, Wash. native attended Northeast Louisiana (now Louisiana Monroe), where he was a three-year starter at quarterback. He finished his career with 6,445 yards and 33 touchdowns on 571-of-1,032 passing.

Pederson and his wife Jeannie have three sons: Drew and his wife AnnMarie (the couple have one son, Lincoln); Josh and his wife Ryan (the couple has two sons, Brodie and Baylor); and Joel, who is a recent graduate of Clemson University.



# COACHING STAFF



## PRESS TAYLOR

OFFENSIVE COORDINATOR

SEASONS WITH JAGUARS: 3

SEASONS WITH NFL: 11

### TAYLOR'S COACHING EXPERIENCE

Year	School/Team	Position
2022-24	Jacksonville Jaguars	Offensive Coordinator
2021	Indianapolis Colts	Senior Offensive Assistant
2020	Philadelphia Eagles	Passing Game Coordinator/Quarterbacks
2018-19	Philadelphia Eagles	Quarterbacks
2016-17	Philadelphia Eagles	Offensive Quality Control/Assistant Quarterbacks
2013-15	Philadelphia Eagles	Offensive Quality Control
2011-12	Tulsa	Offensive Graduate Assistant/Quarterbacks

Press Taylor enters his third season as the offensive coordinator for the Jacksonville Jaguars in 2024. In 2023, for the second consecutive season, Jacksonville's offense finished with a 4,000-yard passer (Trevor Lawrence), 1,000-yard receiver (Calvin Ridley) and 1,000-yard rusher (Travis Etienne Jr.). The Jaguars offense also finished the 2023 regular season in the top ten in passing offense (ninth) for the second straight season after finishing 10th in 2022. In Taylor's two seasons as offensive coordinator, the Jaguars offense has finished third (404) and seventh (377) in total points in a season in franchise history.

In 2022, he helped the offense record the most scrimmage yards in franchise history en route to the AFC South title. The Jaguars were one of only two teams in the NFL to have three players with 70 or more receptions (WR Zay Jones, WR Christian Kirk, TE Evan Engram). Jacksonville's 2022 offense finished in the top three in franchise history in several categories including completion percentage (66.1%, first), first downs (352, first) and total points (404, third).

Taylor spent the 2021 season as a senior offensive assistant with the Indianapolis Colts after spending eight seasons (2013-20) in a variety of roles with the Philadelphia Eagles. In his lone season with the Colts, he helped the Colts become one of six offensive units in the NFL to boast a 1,000-yard rusher (RB Jonathan Taylor; 1,811 yards) and 1,000-yard receiver (WR Michael Pittman Jr.; 1,082 yards). The Colts ranked second in rushing yards per game (149.4) and tied for ninth in points per game (26.5).

From 2013-20, Taylor served in a variety of roles with Philadelphia and worked with now-Jaguars Head Coach Doug Pederson from 2016-20. He got his start as an offensive quality control coach (2013-15) before being promoted to offensive quality control/assistant quarterbacks coach (2016-17). Taylor was once

again elevated after the 2017 season as he became the quarterbacks coach for two seasons (2018-19) before adding passing game coordinator to his title in 2020. During his tenure in Philadelphia, the Eagles won three division titles and Super Bowl LII.

While in Philadelphia, Taylor coached QB Carson Wentz who became one of six quarterbacks in NFL history to throw for 20-plus touchdowns and 10-or-fewer interceptions in three consecutive seasons (2017-19), joining Tom Brady, Drew Brees, Peyton Manning, Aaron Rodgers and Russell Wilson. He helped guide Wentz to single-season franchise records in completions (388 in 2019), completion percentage (69.6 percent in 2018), passing yards (4,039 in 2019) and passing touchdowns (33 in 2017).

In his first season as quarterbacks coach in 2018, he also coached QB Nick Foles, who started five games and led the Eagles to three wins to finish the regular season. Foles was named NFC Offensive Player of the Week in Week 16 after he completed 35-of-49 passes for 471 yards and four touchdowns with one interception for a 120.4 passer rating. Foles also tied an NFL record with 25 consecutive completions in a Week 17 win at Washington.

In 2017, Taylor helped Wentz earn Second Team All-Pro honors and his first career Pro Bowl selection after he started 13 games and completed 265-of-440 passes for 3,296 yards and a franchise single-season record 33 touchdowns with only seven interceptions for a 101.9 passer rating. He also coached Foles, who recorded three 100.0-plus passer rating playoff games and led Philadelphia to its first championship while earning Super Bowl LII MVP honors.

As offensive quality control coach from 2013-15, Philadelphia ranked third in the NFL in total offense (392.8), fourth in rushing offense (131.1), sixth in scoring offense (23.9), sixth in touchdowns (132) and eighth in passing offense (261.5) during that span. In 2014, the Eagles set single-season franchise records in points (474), touchdowns (54), passing yards (4,581) and first downs (356).

Prior to joining Philadelphia, Taylor served as a graduate assistant/quarterbacks coach for two seasons (2011-12) at Tulsa, where he helped the Golden Hurricane win the 2012 Conference USA Championship and Liberty Bowl title after finishing with a 10-3 record. In 2011, he worked with QB G.J. Kinne, who threw for over 3,000 yards and had 28 touchdowns.

Taylor played collegiately at Marshall (2009-2010) and Butler (Kan.) Community College (2007-08). He helped Butler back-to-back Junior College National Championships in 2007 and 2008. While at Butler, he recorded a 17-1 record as a starter and served as the team's captain.

A native of Norman, Okla., Taylor attended Norman High School. He and his wife, Brooklyn, have two daughters, Teale and Carolina Leigh, and two sons, Woods and Billy. His father, Sherwood, played and coached at Oklahoma, while his brother, Zac, is currently the head coach of the Cincinnati Bengals.





# COACHING STAFF



## RYAN NIELSEN

DEFENSIVE COORDINATOR

SEASONS WITH JAGUARS: 1

SEASONS WITH NFL: 8

### NIELSEN'S COACHING EXPERIENCE

Year	School/Team	Position
2024	Jacksonville Jaguars	Defensive Coordinator
2023	Atlanta Falcons	Defensive Coordinator
2022	New Orleans Saints	Co-Defensive Coordinator/Defensive Line
2021	New Orleans Saints	Assistant Head Coach/Defensive Line
2017-2020	New Orleans Saints	Defensive Line
2013-2016	North Carolina State	Defensive Line/ Recruiting Coordinator/Run Game Coordinator
2011-2012	Northern Illinois	Co-Defensive Coordinator/Defensive Line Coach/Recruiting Coordinator
2010	Tennessee-Martin	Defensive Line and Special Teams
2008-2009	Central Connecticut State	Defensive Coordinator/Defensive Line and Linebacker
2005-2007	Mississippi	Defensive Line
2004	Idaho	Defensive Line
2002	Southern California	Defensive Assistant

Ryan Nielsen, a 21-year coaching veteran including eight years in the NFL, is in his first season as defensive coordinator for the Jacksonville Jaguars.

Nielsen spent the 2023 season with the Atlanta Falcons as defensive coordinator, where the defense finished the regular season tied for the second-most forced fumbles in the NFL (18) and ranked ninth in total tackles across the league (1,076). Nielsen coached S Jessie Bates III, who earned 2023 Pro Bowl honors, as well as Week 1 and Week 12 NFC Defensive Player of the Week honors. Bates III also became the second player since 2000 to record double-digit tackles, two interceptions and a forced fumble in a single game, joining Nedu Ndukwe in 2007. Under Nielsen's lead, the Falcons ended the regular season as the third Falcons unit since 2000 to record 40-plus sacks in a season.

Before Atlanta, Nielsen served as the co-defensive coordinator and defensive line coach for the New Orleans Saints. In Nielsen's tenure, the Saints did not allow a 100-yard rusher in an NFL-record 55 regular-season and postseason games between 2017 and 2020 and finished in the top four in run defense in four of the past five seasons. During his time in New Orleans (2017-21), the Saints defense led the NFL in fewest opponent rushing yards per game (7,622) and tied for the fewest opponent yards per rush (4.0). Additionally, New Orleans ranked sixth in fewest total points allowed during Nielsen's five

seasons. In his six seasons working with New Orleans' defensive line, Cameron Jordan was named to six Pro Bowls, earned second-team All-Pro honors twice and became the first Saints defensive lineman to earn first-team All-Pro honors in franchise history. Nielsen also worked with two-time Pro Bowl defensive end Trey Hendrickson, who had a career season in 2020 with New Orleans. Hendrickson finished with 25 total tackles, 13.5 sacks and 25 quarterback hits under Nielsen's tutelage in 2020.

Prior to joining the Saints, Nielsen served as the defensive line/recruiting coordinator/run game coordinator at North Carolina State for four seasons (2013-16). In 2016, the Wolfpack ranked eighth in the nation in rushing defense and led the ACC, limiting opponents to 108.6 rushing yards per game — the school's best mark since 2004. Junior defensive end Bradley Chubb recorded 22 tackles for loss, fourth-most in the country, and 11.0 sacks, fourth-most in the ACC. Chubb earned second-team All-ACC honors that season.

A Broyles Award candidate in 2015 and 2016, given annually to college football's top assistant coach, Nielsen earned this recognition tutoring a Wolfpack defensive line that was part of a defense that ranked 29th in the nation in opponent net yards per game. Defensive end Mike Rose was a second-team All-ACC selection after he finished second in the ACC in sacks and ninth in tackles for loss. In the 2018 NFL Draft, four linemen who Nielsen coached in Raleigh — Chubb, B.J. Hill, Justin Jones and Kentavious Street — were all selected.

Nielsen coached at Northern Illinois from 2011-12, including a 2012 season where he was the co-defensive coordinator/defensive line/recruiting coordinator and helped the Huskies to the GoDaddy.com Bowl. Two defensive linemen were first-team All-MAC selections in 2012 — Sean Progar and Alan Baxter — while Nabal Jefferson was a National Scholar-Athlete and finalist for the 2012 William V. Campbell Trophy. In 2011, Nielsen coached Progar and Ron Newcomb to All-Mid American Conference honors.

Serving as the defensive line/special teams coach at Tennessee-Martin in 2010, the Skyhawks led the Ohio Valley Conference in total defense. From 2008-09, Nielsen was the defensive coordinator and coached the defensive line and linebackers at Central Connecticut State. In 2009, Central Connecticut won the Northeast Conference title. Nielsen served as the defensive line coach at the University of Mississippi from 2005-07 under Ed Orgeron, following one season at the University of Idaho (2004), where he coached two freshman All-Americans. Mississippi defensive linemen led the Southeastern Conference in sacks twice during his three-year stint.

Nielsen got his start in coaching as a volunteer assistant at his alma mater, the University of Southern California in 2002. Nielsen, a Simi Valley, Calif. native who started 30 games at defensive tackle at USC from 1998-2001, finished his college career with 107 career tackles and was voted the team's Defensive Lineman of the Year in 1999. He graduated with a bachelor's degree in public policy in 2002 and went to training camp with the Philadelphia Eagles. He played for the Arena Football League's Los Angeles Avengers in 2004.



# COACHING STAFF



## HEATH FARWELL

SPECIAL TEAMS COORDINATOR

SEASONS WITH JAGUARS: 3

SEASONS WITH NFL: 9

### FARWELL'S COACHING EXPERIENCE

Year	School/Team	Position
2022-24	Jacksonville Jaguars	Special Teams Coordinator
2019-21	Buffalo Bills	Special Teams Coordinator
2018	Carolina Panthers	Assistant Special Teams
2016-17	Seattle Seahawks	Assistant Special Teams

Heath Farwell, who just finished his eighth season coaching in the NFL, enters his third season with the Jaguars as the team's special teams coordinator.

In 2023, he helped K Brandon McManus convert 30 of 37 field goal attempts and be named October AFC Special Teams Player of the Month after converting 12 field goals on 12 attempts, four of which from at least 50 yards. Under Farwell's guidance, LS Ross Maticcik received multiple honors for the first time in his career. He was named to the 2024 Pro Bowl Games and received first-team Associated Press All-Pro and first-team NFL Players Association All-Pro honors. Maticcik led all long snappers with eight solo tackles and became the first long snapper since 2005 to record one tackle, one forced fumble and one fumble recovery in a single game. Farwell helped P Logan Cooke set a franchise record of total punts inside the 20-yard line (162) after finishing with 29 during the 2023 season, passing P Bryan Barker (151).

In 2022, he helped K Riley Patterson convert 30 of 35 field goal attempts, including a game-tying field goal against the Cowboys to send the game into overtime and a game-winning field goal in the Wild Card Playoff game against the Chargers. LB Caleb Johnson was tied for second in the league with 16 special teams tackles. WR and returner Jamal Agnew was named to the 2023 Pro Bowl Games. In two playoff games last season, Agnew had seven kickoff returns for 265 yards (37.9 avg), including a long of 63 yards against Kansas City in the Divisional Round.

Farwell spent the previous three seasons (2019-21) as the Bills special teams coordinator after stops with the Panthers and

Seahawks.

In 2021, Farwell coached K Tyler Bass, who made 28-of-32 field goal attempts, including a 57-yard field goal (tied for seventh-longest in the NFL last season). Farwell also worked with P Matt Haack, who finished the season with a 42.9 gross punting average and placed 18 punts inside the 20. WR Isaiah McKenzie ranked sixth in the NFL in kick return average (24.3).

In 2020, Bills P Corey Bojorquez led the NFL in gross punting average (50.8) and ranked fifth in net punting average (44.0). In addition, Bass set multiple team records, including points scored (141) and field goals in a single game (six). Bass also set the NFL record for the longest field goal by a rookie in postseason history (54 yards). Farwell helped WR Andre Roberts lead the league in yards per kick return (30.03) and earn Pro Bowl and Second-Team All-Pro recognition. The Bills special teams unit held opponents to an average of 17.9 yards per kickoff return, the third-lowest in the league, in 2020.

In his first year as Buffalo's special teams coordinator in 2019, Roberts ranked fourth in the league with 704 kickoff return yards. Bojorquez tied for third in the NFL with 34 punts inside the 20.

Prior to joining Buffalo, Farwell was the assistant special teams coach with the Panthers in 2018 and helped Carolina hold opponents to 406 kickoff return yards during the regular season, ranking fourth in the league.

In 2017, Farwell worked as a coaching assistant/assistant special teams coach with the Seahawks. Seattle accumulated 1,004 kickoff return yards and one return TD.

Prior to his coaching career, Farwell played linebacker for the Minnesota Vikings (2005-10) before joining the Seattle Seahawks (2011-14). With Seattle, he served as the special teams captain when the Seahawks won Super Bowl XLVIII.

Farwell began his collegiate career at San Jose State in 2000 before transferring to San Diego State (2002-04) and playing in the NFL. Farwell was born in Corona, Calif., and he and his wife, Julie, have two sons, Brock and Beau, and a daughter, Dylan.





# COACHING STAFF



## PHIL RAUSCHER

OFFENSIVE LINE COACH/RUN GAME COORDINATOR

SEASONS WITH JAGUARS: 3

SEASONS WITH NFL: 10

### RAUSCHER'S COACHING EXPERIENCE

Year	School/Team	Position
2024	Jacksonville Jaguars	Offensive Line/Run Game Coordinator
2022-23	Jacksonville Jaguars	Offensive Line
2021	Minnesota Vikings	Offensive Line
2020	Minnesota Vikings	Assistant Offensive Line
2019	Washington Commanders	Offensive Line
2018	Washington Commanders	Assistant Offensive Line
2017	Denver Broncos	Assistant to the Head Coach
2015-16	Denver Broncos	Offensive Assistant
2014	California Lutheran	Offensive Coordinator
2012-13	Hawaii	Recruiting Coordinator/Tight Ends
2011	Utah	Admin. Assistant/Tight Ends
2010	Dixie State	Offensive Coordinator
2008-09	UCLA	Graduate Assistant
2006-07	UCLA	Undergraduate Assistant

Phil Rauscher is in his third season with the Jacksonville Jaguars as the team's offensive line coach. For the 2024 season, he will also serve as run game coordinator.

In 2023, Rauscher led an offensive line unit that had the 10th-lowest sack percentage (6.2) and the sixth-fewest pressures allowed (210, according to PFF). Jaguars 2023 first-round draft pick (27th overall) OL Anton Harrison ranked first in fewest pressures allowed (22 according to PFF) among rookies who participated in all 17 games. Jaguars RB Travis Etienne Jr. recorded his second consecutive 1,000-yard rushing season in 2023. His 1,008 rushing yards ranked sixth among running backs in the AFC.

En route to the AFC South division title in 2022, the offensive line gave up only 28 sacks for a sack percentage of 4.49, fourth in the NFL. The offensive line paved the way for Etienne to be fourth in the NFL among all running backs in yards per carry (5.1) and fourth in franchise history for rushing yards in a player's first 17 games

(1,125).

Before coming to Jacksonville, Rauscher spent two seasons as a member of the Minnesota Vikings coaching staff. Rauscher served as the assistant offensive line coach in 2020 before being promoted to offensive line coach in 2021.

In 2021, the Vikings offensive line, led by Rauscher, allowed 30 sacks, the fifth-fewest in the NFL. RB Dalvin Cook rushed for 1,159 yards behind the Vikings offensive line and was selected to the Pro Bowl for the third straight season. In addition, OT Brian O'Neill was a Pro Bowl selection, his first Pro Bowl since being drafted in 2018. In 2020, the Vikings offense ranked fourth in the NFL in total offense and fifth in rushing offense. Cook posted a career-high 1,557 yards rushing and 16 TDs, ranking second in the NFL in rushing yardage. The offense scored 55 TDs in 2020, the second-most TDs generated by a Vikings offense in franchise history. Cook earned a Pro Bowl berth and All-Pro accolades during the campaign.

Rauscher spent the 2018-19 seasons with the Washington Commanders. He was promoted from assistant offensive line coach to offensive line coach when Bill Callahan was appointed interim head coach prior to Washington's sixth game of the season. In the 11 games Rauscher served as the offensive line coach, the team totaled 1,239 rushing yards and 4.62 yards per carry, eighth-highest in the NFL. The offensive line helped RB Adrian Peterson become the first Washington running back to eclipse 1,000 rushing yards since 2014.

Prior to joining the Commanders, Rauscher spent three seasons in Denver as an offensive assistant from 2015-2017, winning Super Bowl 50 in 2015.

Prior to his tenure in Denver, Rauscher spent one season as the offensive coordinator and offensive line coach at California Lutheran following two seasons as tight ends coach and recruiting coordinator at Hawaii from 2012-13.

Rauscher spent the 2011 season at the University of Utah, where he was an administrative assistant and tight ends coach. Prior to his time at Utah, he served as offensive coordinator at Dixie State University in 2010. After earning his bachelor's degree in history, Rauscher served as a graduate assistant at his alma mater, UCLA, from 2008-09, assisting with the tight ends. Rauscher began his coaching career at UCLA in 2006 as an undergraduate assistant and earned three letters as an offensive lineman before injuries cut his playing career short.



# COACHING STAFF



## MIKE MCCOY

QUARTERBACKS COACH

SEASONS WITH JAGUARS: 3

SEASONS WITH NFL: 22

### MCCOY'S COACHING EXPERIENCE

Year	School/Team	Position
2022-24	Jacksonville Jaguars	Quarterbacks
2018	Arizona Cardinals	Offensive Coordinator
2017	Denver Broncos	Offensive Coordinator
2013-16	San Diego Chargers	Head Coach
2010-12	Denver Broncos	Offensive Coordinator
2009	Denver Broncos	Offensive Coord./ Quarterbacks
2007-08	Carolina Panthers	Passing Game Coord./Quarterbacks
2003-06	Carolina Panthers	Quarterbacks
2002	Carolina Panthers	Quarterbacks/Offensive Assistant
2001	Carolina Panthers	Wide Receivers
2000	Carolina Panthers	Offensive Assistant

Mike McCoy enters his 22nd season as a coach in the NFL and third season with the Jaguars as the team's quarterbacks coach. In 2023, QB Trevor Lawrence surpassed 4,000 passing yards for the second consecutive year and also eclipsed 10,000 career passing yards, becoming the third-youngest player in NFL history to reach 10,000 passing yards. Last season, Lawrence had eight consecutive games with at least 20 completions, which set a single-season franchise record.

In 2022, McCoy helped QB Trevor Lawrence improve in every major passing category from Lawrence's rookie year to his second campaign. Lawrence produced his first 4,000-yard passing season in the NFL. He finished the regular season completing 387 passes on 584 attempts for 4,113 yards. He threw 25 touchdowns against just eight interceptions. Lawrence became the third quarterback in franchise history to throw for at least 4,000 yards in a season, joining Blake Bortles (2015) and Mark Brunell (1996). His four passing touchdowns in the Wild Card round against the Chargers were also a single-game postseason franchise record.

Before coming to Jacksonville, he most recently served as the offensive coordinator for the Arizona Cardinals in 2018 and the Denver Broncos in 2017. He brings 21 years of NFL coaching experience, including four seasons as the head coach for the San Diego Chargers (2013-16).

While with Arizona, McCoy helped QB Josh Rosen complete 217 passes for 2,278 yards and 11 TDs in his rookie season. WR Larry Fitzgerald recorded a team-high 69 receptions for 734 yards and six TDs. In addition, under McCoy's tutelage, the Cardinals rushing attack posted 1,342 yards and nine TDs led by RB David Johnson, who played in all 16 games and rushed for 940 yards and seven TDs.

In 2017, he joined the Broncos in his second stint as an offensive coordinator in Denver and helped RB CJ Anderson finish ninth in the

NFL in rushing yards (1,007).

In McCoy's four seasons as head coach of the Chargers (2013-16), San Diego's offense ranked ninth in the league in total offense (365.9 yards per game) and second in third-down percentage (44.6 percent). In addition, McCoy's group had a top-10 passing attack each season. San Diego qualified for the postseason in McCoy's first season (2013) and beat the Bengals in the Wild Card round.

Chargers QB Philip Rivers finished with his three highest single-season completion percentage marks under McCoy while averaging more than 31 TD passes per year. Rivers earned Comeback Player of the Year honors from the Associated Press in 2013 after completing a career-best and NFL-high 69.5 percent of his passes for 4,478 yards with 32 TDs and 11 INTs (105.5 rating).

Prior to his tenure as head coach in San Diego, McCoy served as the Broncos offensive coordinator for four seasons (2009-12). During his final year in Denver in 2012, the Broncos tied Seattle for the NFL's best record at 13-3 in QB Peyton Manning's first season with the team. The Broncos featured the NFL's fourth-ranked offense and fifth-ranked passing attack as Manning earned Comeback Player of the Year honors after passing for a then franchise-record 4,659 yards with 37 TDs.

In 2011, the Broncos led the NFL with a franchise record 2,632 rushing yards. They earned a postseason berth and Wild Card victory with Tim Tebow at quarterback, marking the first of back-to-back playoff appearances (2011-12). Tebow finished that season with 660 rushing yards, the most by a quarterback in team history, while RB Willis McGahee tied for the NFL lead with seven 100-yard rushing games and earned his second career Pro Bowl selection after rushing for 1,199 yards.

McCoy oversaw the NFL's seventh-ranked passing attack in 2010 as QB Kyle Orton finished fourth in the league averaging 281 passing yards per game. Lloyd led the NFL with 1,448 receiving yards and earned his first Pro Bowl selection while also becoming just the fourth wide receiver in team history to be named All-Pro. In 2009, Marshall tied for third in the NFL with 101 receptions, including an NFL-record 21 catches in one game. RB Knowshon Moreno also earned All-Rookie honors after leading all NFL rookies in rushing yards (947), yards from scrimmage (1,160) and total TDs (nine).

McCoy spent his first nine seasons as a coach in Carolina, working his way up from offensive assistant (2000) to wide receivers coach (2001), quarterbacks coach/offensive assistant (2002), quarterbacks coach (2003-06) and passing game coordinator/quarterbacks coach (2007-08). The Panthers totaled three playoff appearances, two division titles, two NFC Championship Game appearances and advanced to Super Bowl XXXVIII during McCoy's tenure.

He worked closely with QB Jake Delhomme, helping Delhomme to four 3,000-yard passing seasons and his first Pro Bowl selection in 2005. Delhomme averaged the fifth-most yards per pass attempt (7.8) in the NFL during McCoy's two seasons managing Carolina's passing attack while WR Steve Smith Sr. ranked seventh in the league with 2,423 yards in that span. McCoy oversaw the Panthers wide receivers





# COACHING STAFF

in 2001 and worked with Smith during his rookie campaign.

A college quarterback, McCoy spent his first two years at Long Beach State (1990-91) before spending his last two years at Utah (1993-94). He signed with Denver as an undrafted rookie free agent in 1995 and spent his rookie season on Green Bay's practice squad. He played in

NFL Europe with the Amsterdam Admirals (1997) and spent one game on San Francisco's roster as its third quarterback in 1997. McCoy spent training camp with the Philadelphia Eagles (1998) before finishing his playing career with the Calgary Stampeders in the CFL in 1999.

McCoy and his wife, Kellie, have a daughter, Liv, and a son, Luke.



# COACHING STAFF



## CHAD HALL

WIDE RECEIVERS COACH

SEASONS WITH JAGUARS: 2

SEASONS WITH NFL: 8

### HALL'S COACHING EXPERIENCE

Year	School/Team	Position
2023-24	Jacksonville Jaguars	Wide Receivers
2019-22	Buffalo Bills	Wide Receivers
2017-18	Buffalo Bills	Offensive Assistant

Chad Hall enters his second season as the wide receivers coach for the Jaguars and his sixth season as a wide receivers coach in the NFL. In 2023, WR Calvin Ridley recorded over 1,000 receiving yards after missing the entire 2022 season (1,016). This was the first time he eclipsed 1,000 receiving yards since 2020 and only the second time in his career. Additionally, WR Christian Kirk recorded the highest yards per reception in his career (13.8).

Prior to his time in Jacksonville, he spent six seasons on the Buffalo Bills staff (2017-22). He was in charge of the wide receiver room for the past four years after being promoted from offensive assistant in 2019.

In 2021, Hall helped WR Stefon Diggs be selected to his second consecutive Pro Bowl and become the first Bill with 100+ receptions in consecutive seasons. Diggs set an NFL record for receptions in a player's first two seasons with a team (230). Under Hall's watch, second-year WR Gabriel Davis also set an NFL playoff record by catching four touchdowns passed at KC (1/23/22).

He oversaw a receivers room in 2020 that took the Buffalo offense to new heights, helping both Stefon Diggs and WR Cole Beasley earn

All-Pro honors. Diggs set franchise records and led the NFL with 127 receptions and 1,535 receiving yards on the season. Diggs also tied a franchise record with seven 100-yard games in his first season working with Hall.

In 2019, Hall helped WR John Brown total 72 receptions for 1,060 yards and six touchdowns in his first season as a Bill. He became the first Bill to post 50+ receiving yards and at least four receptions in each of the first 10 games of a season.

In his NFL career, Hall played wide receiver for the Philadelphia Eagles (2010-12), San Francisco 49ers (2012-13) and Kansas City Chiefs (2013), accumulating 15 receptions for 144 yards and two touchdowns, and an NFC championship during his career.

In college, Hall played running back at the United States Air Force Academy for three years. He was the only player in the country to lead his team in rushing and receiving during his senior year, finishing third in the nation in all-purpose yards and was a Heisman finalist. He was named the Mountain West Conference Offensive Player of the Year in 2007.

A native of Atlanta, Ga., Hall was recruited from Wesleyan School in Norcross, Ga. to play quarterback but was soon converted to running back. He was inducted into the Gwinnett County Sports Hall of Fame in 2017. From 2008-2009, Hall served in the United States Air Force as a second lieutenant. He was based in Hill Air Force Base in Utah as a maintenance officer, assigned to the 388th Maintenance Group. Hall married the former Rose Pierce-Tenney in May of 2018. They have a daughter named Penelope Rose Hall and a son named Chandler Wright Hall Jr.





# COACHING STAFF



## RICHARD ANGULO

TIGHT ENDS COACH

SEASONS WITH JAGUARS: 3

SEASONS WITH NFL: 11

### ANGULO'S COACHING EXPERIENCE

Year	School/Team	Position
2022-24	Jacksonville Jaguars	Tight Ends
2017-21	Baltimore Ravens	Assistant Offensive Line
2015-16	Baltimore Ravens	Tight Ends
2014	Baltimore Ravens	Coaching Intern (Offense)
2012-13	Trinity International University	Offensive Line/Strength & Cond.

Richard Angulo is in his third season with the Jacksonville Jaguars as the tight ends coach in 2024. Last season, TE Evan Engram earned 2023 Pro Bowl honors under Angulo and broke his previous franchise records in receptions (114) and receiving yards (963) by a tight end. Additionally, his 539 yards after catch were the most by a tight end in team history. Engram became the eighth tight end in NFL history to record at least 100 receptions in a single season and the second player in franchise history. Under Angulo's guidance, Engram joined Jeremy Shockey as the only tight ends in NFL history with 40 or more receptions and 400 receiving yards in each of their first seven seasons.

In 2022, Angulo led a tight end room that played an important part in the Jaguars' offense success. Under Angulo, TE Evan Engram set single-season franchise records in receptions (73) and receiving yards (766) by a tight end. Engram's receptions and receiving yards were also career highs.

Angulo spent the previous eight seasons in Baltimore serving in various roles, including his most recent position of assistant offensive line coach (2017-21). He brings nine years of NFL coaching experience and six years of NFL playing experience as a tight end.

In 2021, Angulo assisted a Ravens offensive line that ranked third in rushing yards (145.8 yards per game), fourth in rushes of 10-plus yards (67), fifth in total scrimmage yards (6,746) and tied for ninth in rush TDs (18).

In 2020, Angulo helped guide an offensive line that blocked for the NFL's top-ranked rushing attack (191.9 yards per game), which averaged a league-high 5.53 yards per carry and produced the third-most rushing yards (3,071) in a 16-game NFL season and recorded a franchise-record 24 rushing TDs. The Ravens also owned the seventh-best scoring offense (29.3 points per game) and fourth-best

third-down offense (48.8 percent). During the season-ending five-game winning streak to earn a playoff berth, Baltimore's league-best rushing attack gained the most rushing yards (1,337) over a five-game stretch of a single NFL season since the 1950 Giants (1,369).

In 2019, the Ravens led the NFL in points (33.2) and rushing yards per game (206.0) and finished No. 2 in total yards (407.6) en route to a franchise-best 14-2 record and a second-straight AFC North title. With help from the offensive line, the Ravens set a new NFL single-season rushing record (3,296), besting the 1978 Patriots (3,165). Baltimore became the first team to ever average 200 passing and 200 rushing yards per game in a season. The 2019 Ravens also set single-season team records for TDs (64), points (531), net yards (6,521), rushing yards (3,296), first downs (386) and fewest turnovers (15).

In 2018, Angulo helped the Ravens post the NFL's No. 2-ranked rushing attack (152.6 yards per game). In 2017, he helped guide an offensive line that permitted the league's seventh-fewest sacks (27, tied Vikings).

From 2015-16, Angulo served as Baltimore's tight ends coach after being promoted from his original position of offensive coaching intern (2014). In 2016, Angulo guided the Ravens' deep tight ends corps, highlighted by TE Dennis Pitta, who led the NFL in receptions (86) by a tight end and produced the second-most (tied, WR Derrick Mason - 2005) catches in Ravens single-season history. In 2015, Angulo helped lead a young tight ends group that contributed to the league's eighth-best passing attack (266.9 yards per game) and a franchise record in net passing yards (4,271). During his first season in Baltimore as an offensive coaching intern, he helped provide statistical analysis, self-scouting reports and breakdowns of opposing defenses.

Prior to his time in Baltimore, Angulo spent two seasons as the offensive line/strength and conditioning coach at Trinity International.

Angulo is a six-year NFL veteran at the tight end position and was originally drafted in the seventh round by the St. Louis Rams in the 2003 NFL Draft. He played for four teams, including the Jaguars, where he appeared in 20 games (six starts) and caught a career-high 16 passes for 144 yards and one TD. He attended Western New Mexico University.

A native of Albuquerque, N.M., he and his wife, Michelle, have two daughters, Adriana and Allie.



# COACHING STAFF



## JERRY MACK

RUNNING BACKS COACH

SEASONS WITH JAGUARS: 1

SEASONS WITH NFL: 1

### MACK'S COACHING EXPERIENCE

Year	School/Team	Position
2024	Jacksonville Jaguars	Running Backs
2021-23	University of Tennessee	Running Backs
2019	Rice University	Associate Head Coach/Offensive Coordinator
2017-18	Rice University	Offensive Coordinator
2014-17	North Carolina Central University	Head Coach
2012-13	University of South Alabama	Wide Receivers
2011	University of Memphis	Wide Receivers
2010	University of Arkansas Pine Bluff	Offensive Coordinator/Quarterbacks
2008-09	University of Central Arkansas	Passing Game Coordinator/Wide Receivers
2006-07	Jackson State University	Wide Receivers/Tight Ends
2004-05	Delta State University	Offensive Graduate Assistant

Jerry Mack is in his first season as the running backs coach for the Jacksonville Jaguars in 2024. He most recently served as running backs coach at the University of Tennessee for three seasons. Mack has 20 years of collegiate coaching experience, five conference championships and was a three-time HBCU Coach of the Year.

The Memphis native guided the University of Tennessee's running backs for three seasons (2021-23) and in that time the Vols produced 22 games of at least 200 rushing yards, including seven of 12 in 2023. The Vols finished the 2023 season as the number-one rushing offense in the SEC, ranking ninth in the nation in yards per game, and sixth nationally in yards per carry. RB Jaylen Wright became Tennessee's first 1,000-yard rusher since 2015 on his way to 2023 All-SEC Second Team honors.

The 2022 season saw Mack's backs make a major impact as Tennessee had the top-ranked offense in the nation, reaching the 11-win plateau for the first time in two decades highlighted by victories over Alabama, Florida, LSU, Kentucky and Clemson. The Vols tied a school record for rushing touchdowns with 40, a mark that also ranked third nationally. The running back trio of Wright, Jabari Small and Dylan Sampson combined for 29 rushing scores in the fall of 2022, and Tennessee was the only SEC program with multiple

running backs who logged 10 or more rushing touchdowns for the year.

The University of Tennessee shattered eight offensive records in 2021 and ranked in the top 25 nationally in scoring offense and rushing offense. Mack's first season saw the Vols rushing offense improve from 84th to 11th nationally, putting up 217.8 rushing yards per game.

Prior to his arrival in Knoxville, Mack served in multiple roles at Rice for three seasons. He was named the Owls' offensive coordinator on Dec. 12, 2017, and tabbed as Rice's associate head coach on Feb. 13, 2019. In his first year at Rice, Mack's offense had four games with 100-yard rushers and three games with 100-yard receivers. He saw a trio of his receivers each top 40 receptions and 500 receiving yards for the first time at Rice since 2008.

In four seasons at North Carolina Central University, Mack led the Eagles to at least a share of three consecutive MEAC championships and a berth in the 2016 Celebration Bowl. He compiled a 31-15 record in four seasons as one of the youngest head coaches at the FBS/FCS level. He was named the 2016 HBCU Football Coach of the Year by Black College Sports Page and The Pigskin Club in Washington, D.C., after NCCU smashed its school record for offense on its way to the Celebration Bowl.

Mack joined NCCU after spending two seasons (2012-13) at South Alabama and one season at Memphis as wide receivers coach. As offensive coordinator and quarterbacks coach at Arkansas at Pine Bluff in 2010, Mack transformed a unit that ranked 101st in the nation in total offense to 30th nationally and No. 2 in the Southwestern Athletic Conference (SWAC). Mack served as passing game coordinator and wide receivers coach at Central Arkansas during the 2008-09 seasons, helping to lead the 10-2 Bears to the Southland Conference championship and placing 10th in the NCAA Division I-FCS in total offense. In Mack's two seasons (2006-07) as wide receivers and tight ends coach at Jackson State, the Tigers ranked second in the SWAC in scoring offense both years and captured the SWAC championship title in 2007. Mack started his coaching career as an offensive graduate assistant at Delta State from 2004-05.

Mack began his collegiate playing career at Jackson State before transferring after one season (1999) to Arkansas State. He lettered three years at Arkansas State (2001-03) before earning his bachelor's degree in management information systems in 2003. Mack completed his master's degree in physical education from Delta State in 2006 after serving on the Statesmen coaching staff as a graduate assistant.

He was selected for five internships in the NFL with the Buffalo Bills (2008), New York Jets (2009, 2010), Houston Texans (2018) and Miami Dolphins (2019) and participated in the NCAA Expert and Champion Coach's Academy program in 2019.

Mack and his wife Starlett have two sons, Jaden and Jaxon, and one daughter, Skyler.





# COACHING STAFF



## TYLER TETTLETON

ASSISTANT WIDE RECEIVERS COACH / PASSING GAME SPECIALIST

SEASONS WITH JAGUARS: 3

SEASONS WITH NFL: 4

### TETTLETON'S COACHING EXPERIENCE

Year	School/Team	Position
2023-24	Jacksonville Jaguars	Assistant Wide Receivers / Passing Game Specialist
2022	Jacksonville Jaguars	Assistant Running Backs
2021	Ohio	Running Backs
2020	LSU	Offensive Analyst
2019	Cleveland Browns	Offensive Quality Control
2018	New York Jets	Pro Personnel Intern
2015-17	Oklahoma	Graduate Assistant

Tyler Tettleton is in his third season with the Jaguars and first season as the assistant wide receivers coach/passing game specialist. In 2023, WR Calvin Ridley led the Jaguars in receiving yards and touchdowns after missing all of the 2022 season and only appearing in five games in 2021. WR Christian Kirk set a new career high with 13.8 yards per catch in 2023.

In 2022, he served as the assistant running backs coach and helped RB Travis Etienne Jr. become the team's leading rusher after missing the entire 2021 season with a foot injury. RB JaMychal Hasty also set a new career high in scrimmage yards in 2022.

Before joining the Jaguars, Tettleton served as an assistant football coach/passing game coordinator/running backs coach on Ohio University's staff in 2021.

Tettleton spent the 2020 season with LSU as an offensive assistant and in 2019, he worked with the Cleveland Browns as an offensive quality control coach. In 2019, the Browns had three offensive players make the Pro Bowl, including WR Jarvis Landry.

Tettleton served as a scouting assistant with the New York Jets in 2018 following three years (2015-17) as a graduate assistant at Oklahoma. In his three seasons at Oklahoma, the Sooners won the Big 12 conference championship every year and accumulated a 36-4 record. QB Baker Mayfield won the 2017 Heisman Trophy and was the No. 1 overall pick in the 2018 NFL Draft.

As a player, Tettleton was a quarterback at Ohio University. He finished his career completing 732 of 1,174 passes for 9,129 yards, 67 touchdowns and 28 interceptions. He also had 347 carries for 910 yards and 16 rushing touchdowns. In 2011, Tettleton set single-season school records for completions (256), highest passer rating (148.9) and touchdown passes (28) and led the Bobcats to a 10-4 record.

Tettleton is a native of Norman, Okla. His father, Mickey, was a Major League Baseball player and hit 245 home runs during his 13-year career.



# COACHING STAFF



## GREG AUSTIN

ASSISTANT OFFENSIVE LINE COACH

SEASONS WITH JAGUARS: 2

SEASONS WITH NFL: 4

### AUSTIN'S COACHING EXPERIENCE

Year	School/Team	Position
2024	Jacksonville Jaguars	Assistant Offensive Line
2023	Jacksonville Jaguars	Offensive Quality Control
2022	Florida International University	Offensive Line Coach/Run Game Coordinator
2020-21	Nebraska	Offensive Line Coach/Run Game Coordinator
2018-19	Nebraska	Offensive Line Coach
2016-17	Central Florida	Offensive Line Coach
2013-15	Philadelphia Eagles	Assistant Offensive Line Coach
2011-12	Oregon	Offensive Graduate Assistant
2010	Oregon	Intern

In his second season with the Jaguars, Greg Austin was promoted to assistant offensive line coach. Austin originally joined the Jaguars as an offensive quality control coach for the 2023 season, during which Jacksonville's offense finished with a 4,000-yard passer (Trevor

Lawrence), 1,000-yard receiver (Calvin Ridley) and 1,000-yard rusher (Travis Etienne Jr.). The Jaguars offense also finished the 2023 regular season in the top ten in passing offense (ninth).

Austin arrived in Jacksonville after spending the 2022 season as the offensive line/run game coordinator with Florida International University. He previously worked with the offensive line at Nebraska from 2018-21, served as the offensive line coach at the University of Central Florida from 2016-17 and has prior NFL experience as assistant offensive line coach for the Philadelphia Eagles from 2013-15. He began his coaching career with Oregon in 2010 as a coaching intern prior to being promoted to a graduate assistant in 2010-11.

Austin played collegiately at Nebraska from 2003-06 and made 18 career starts at offensive guard. He was an honorable mention All-Big 12 selection as a senior in 2006 when the Huskers played in the Big 12 Championship game and the Cotton Bowl.

Austin earned his bachelor's degree in management from Nebraska in 2006 before picking up a pair of master's degrees from UCF in business management and sports management. Prior to entering the coaching ranks, Austin spent time as an event manager at the ESPN Wide World of Sports Complex at Walt Disney World Resort.

He and his wife Kelley have four children.





# COACHING STAFF



## ANDREW BREINER

ASSISTANT QUARTERBACKS COACH

SEASONS WITH JAGUARS: 3

SEASONS WITH NFL: 3

### BREINER'S COACHING EXPERIENCE

Year	School/Team	Position
2022-24	Jacksonville Jaguars	Assistant Quarterbacks
2021	Florida International Univ.	Offensive Coord. & Wide Receivers
2020	Philadelphia Eagles	Pass Game Analyst
2018-19	Mississippi State	Passing Game Coordinator/Quarterbacks
2016-17	Fordham University	Head Coach
2012-15	Fordham University	Offensive Coordinator/Quarterbacks
2009-11	Connecticut	Graduate Assistant
2008	Allegheny	Quarterbacks
2007	Allegheny	Wide Receivers
2006	Lock Haven	Wide Receivers

Andrew Breiner is in his third season with the Jaguars as the assistant quarterbacks coach.

For the second consecutive year in 2023, Breiner helped QB Trevor Lawrence throw for more than 4,000 yards in a season. Lawrence also became the second quarterback in franchise history to complete 300 passes in three consecutive seasons and the first player in team history to start his career with three straight years recording at least 300 completions.

In 2022, Lawrence was one of only four quarterbacks with at least 20 passing touchdowns and five rushing touchdowns. Lawrence finished the season with more completions and passing yards and a higher completion percentage than his rookie campaign in 2021. In his first playoff game in the NFL, Lawrence became the youngest player ever

to throw four passing touchdowns in a game. Lawrence's four touchdowns are also a single-game postseason franchise record.

Before coming to Jacksonville, Breiner was Florida International University's offensive coordinator and wide receivers coach. Prior to his stint at FIU, Breiner spent the 2020 season on Doug Pederson's staff in Philadelphia as the passing game analyst. In 2020, QB Carson Wentz threw for 2,620 yards and 16 TDs while rookie QB Jalen Hurts threw for 1,061 yards and six TDs. Breiner spent two seasons (2018-19) as the passing game coordinator and quarterbacks coach at Mississippi State, where, in 2018, QB Nick Fitzgerald completed 145-of-281 passes for 16 touchdowns. He was also responsible for 29 TDs (13 rushing, 16 passing) and led all FBS quarterbacks in 100-yard rushing games with seven.

Breiner spent six seasons at Fordham University, serving as head coach from 2016-17, after spending time as the offensive coordinator and quarterbacks coach. During his head coaching tenure, he compiled a 12-10 record. Under Breiner's guidance in 2016, Fordham ranked fourth in the FCS in total offense (498.2 yards per game) and scoring offense (40.1 points per game), while the Rams were 10th nationally and second in the Patriot League in passing efficiency (156.0). As Fordham's offensive coordinator from 2012-15, the Rams ranked in the top 10 of the FCS in nearly every category. In 2015, the Rams led the Patriot League and were ninth nationally in scoring (36.8 points per game). They also led the league and were second in the FCS in passing efficiency (168.30).

Breiner spent three seasons (2009-11) with the University of Connecticut as a graduate assistant and was part of a staff that helped lead the Huskies to the 2010 Big East Championship and an appearance in the 2011 Tostitos Fiesta Bowl. Prior to his time with the Huskies, he worked as the wide receivers coach (2007) and quarterbacks coach (2008) at Allegheny College. Breiner began his coaching career at Lock Haven University, his alma mater, in 2006 as a wide receivers coach. He played wide receiver at Lock Haven from 2003-06 and was a four-year letter winner.

A native of Hummelstown, Pa., Breiner and his wife, Kelly, have one daughter, Abigail and a son, Luke.



# COACHING STAFF



## NICK WILLIAMS

OFFENSIVE QUALITY CONTROL COACH

SEASONS WITH JAGUARS: 3

SEASONS WITH NFL: 6

### WILLIAMS' COACHING EXPERIENCE

Year	School/Team	Position
2022-24	Jacksonville Jaguars	Offensive Quality Control
2018-20	Philadelphia Eagles	Coaches Assistant
2017	Humboldt State	Wide Receivers/Running Backs
2016	Humboldt State	Wide Receivers

Nick Williams enters his third season with the Jacksonville Jaguars as an offensive quality control coach. In 2023, Williams worked with the offensive line unit that had the 10th-lowest sack percentage (6.2) and the sixth-fewest pressures allowed (210, according to PFF). With Williams' help, Jaguars 2023 first-round draft pick (27th overall) OL Anton Harrison ranked first in fewest pressures allowed (22 according to PFF) among rookies who participated in all 17 games.

Williams worked closely with the wide receivers during the 2022 season. WR Christian Kirk set new career highs in receiving yards (1,108) and receptions (84) and also had a team-high eight receiving touchdowns. WR Zay Jones also set new career highs with 82 receptions for 823 yards.

Williams assisted the Philadelphia Eagles coaching staff from 2018-20. Prior to joining the Eagles, Williams spent three years with the coaching staff at his alma mater, Humboldt State. He began his coaching tenure as a running backs coach in 2015 before adding wide receivers to his job duties during the 2016-17 seasons. The Lumberjacks won the Great Northwest Athletic Conference championship during his first year on staff and advanced to the Division II playoffs for the first time in more than 40 years.

Williams played collegiately as a wide receiver at Humboldt State from 2011-13 and was a member of the 2011 GNAC championship team.

Williams is a native of Rocklin, Calif.





# COACHING STAFF



## JAMEL MUTUNGA

OFFENSIVE QUALITY CONTROL COACH

SEASONS WITH JAGUARS: 1

SEASONS WITH NFL: 3

### MUTUNGA'S COACHING EXPERIENCE

Year	School/Team	Position
2024	Jacksonville Jaguars	Offensive Quality Control
2023	Carolina Panthers	Offensive Assistant
2022	Indianapolis Colts	Offensive Assistant
2020-21	Rutgers University	Offensive Assistant, Running Backs
2017-19	Princeton University	Running Backs
2014-16	Lehigh University	Running Backs
2012-13	Muhlenberg College	Offensive Assistant, Tight Ends/Running Backs

Jamel Mutunga joins the Jaguars coaching staff as an offensive quality control coach after spending the 2023 season with the Carolina Panthers as an offensive assistant. Prior to his time in Carolina, he served as offensive assistant in 2022 for the Indianapolis Colts through the inaugural Tony Dungy Diversity Coaching Fellowship.

Before starting his NFL coaching career, Mutunga spent two seasons (2020-21) as an offensive assistant at Rutgers University, working primarily with the running backs. While with the Scarlet Knights, Mutunga helped RB Isiah Pacheco earn All Big-Ten Honorable Mention in 2021. In Mutunga's first season, Rutgers' offense had a program-best 26.7 points per game. The Scarlets Knights' offense was the fourth-most improved unit in the nation by scoring offense in 2020.

Mutunga spent three seasons (2017-19) on staff at Princeton, where

he coached the Tigers' running backs. Princeton's backfield shined under the watch of Mutunga, as the Tigers produced the Ivy League's top rushing offense in the 2018 season (2,955 total yards). Princeton went 8-2 in 2019, undefeated in 2018 and showcased back-to-back top-10 FCS team rushing totals in 2017 and 2018.

During his Princeton tenure, Mutunga took part in the Bill Walsh Minority Coaching Fellowship with the Atlanta Falcons. Mutunga worked with the Falcons' running backs and wide receivers and also assisted with special projects for head coach Dan Quinn. Mutunga also took part in the program with the New York Jets in 2014.

Prior to his arrival at Princeton, Mutunga spent three seasons at Lehigh (2014-16) as running backs coach. The Mountain Hawks possessed the No. 6 offense in the FCS during his final season on staff, as his running back again earned all-league honors.

Mutunga's first collegiate coaching stop came at Muhlenberg, where he worked with the team's tight ends and running backs as an offensive assistant (2012-13). The program produced 16 wins during his two-year stint, which included an 8-3 record and an invitation to the ECAC South Atlantic Bowl in 2013.

A standout collegiate running back, Mutunga was a four-year letter winner and three-year starter at Gettysburg College (2006-09). He totaled 2,804 career rushing yards and earned All-Centennial Conference honors three times. Mutunga tied a Centennial Conference record with five rushing touchdowns in one game and finished his career third on the Gettysburg all-time list with 38 touchdowns.

A native of Bel Air, Md., Mutunga graduated from Gettysburg (2011) with bachelor's degrees in business administration and economics. He and his wife, Katie, have two sons, Jaxon and Jameson.



# COACHING STAFF



## KRIS RICHARD

DEFENSIVE BACKS COACH

SEASONS WITH JAGUARS: 1

SEASONS WITH NFL: 14

### RICHARD'S COACHING EXPERIENCE

Year	School/Team	Position
2024	Jacksonville Jaguars	Defensive Backs
2022-23	New Orleans Saints	Co-Defensive Coordinator/Secondary
2021	New Orleans Saints	Secondary
2018-19	Dallas Cowboys	Defensive Backs Coach/Passing Game Coordinator
2015-17	Seattle Seahawks	Defensive Coordinator
2012-14	Seattle Seahawks	Defensive Backs
2011	Seattle Seahawks	Cornerbacks
2010	Seattle Seahawks	Assistant Defensive Backs
2008-09	University of Southern California	Graduate Assistant

Kris Richard, who spent the last three seasons on the New Orleans Saints' staff, is in his first season as the defensive backs coach for the Jacksonville Jaguars. Richard brings 17 years of NFL coaching and playing experience to Jacksonville.

Richard served as the co-defensive coordinator and secondary coach for the Saints in 2022 alongside Jaguars Defensive Coordinator Ryan Nielsen. The 2022 defensive unit finished the season ranked fifth in total defense and their average of 184.4 passing yards per game allowed was the second-best in the NFL. As secondary coach for the Saints in 2021, Richard helped third-round draft pick Paulson Adebo tie for the team lead with three interceptions, second among all NFL rookies. Marshon Lattimore continued his improvement under Richard with a career-high 19 passes defended, ranking third in the NFL. New Orleans was tied for sixth in the NFL with 18 interceptions.

From 2018-19, Richard served as passing game coordinator and defensive backs coach with the Dallas Cowboys. In 2019, the Cowboys finished in the top 10 in opponent third down percentage, pass

defense, touchdown passes and passing touchdown percentage. Linebacker Jaylon Smith was selected to his first Pro Bowl. In 2018, his first season in Dallas, the Cowboys won the NFC East and finished the season seventh in total defense, sixth in points-per-game, and seventh in red zone defense. Richard's tutelage played a role in the growth of Byron Jones, who earned his first Pro Bowl nod and AP second-team All-Pro honors and led the team in passes defended.

Prior to his arrival in Dallas, Richard spent eight seasons (2010-2017) in different capacities for the Seattle Seahawks, including the last three as defensive coordinator. During his tenure, Seattle boasted a defense that ranked in the top five for five straight seasons (2012-16). Under his coaching, safety Earl Thomas earned five Pro Bowl nominations and four AP All-Pro (three first-team, one second-team) selections, cornerback Richard Sherman was a four-time Pro Bowler and four-time All-Pro (three first-team, one second-team), and safety Kam Chancellor a four-time Pro Bowler and two-time second-team All-Pro. Sherman's 32 career interceptions are tied for fourth in Seahawks history with Hall of Famer Kenny Easley.

Richard originally joined the Seahawks in 2010 and served as defensive backs coach from 2012-2014. In 2013, the secondary propelled Seattle's defense to one of the NFL's most dominant. The Seahawks defensive backfield helped Seattle rank first in the league in passing defense, interceptions and opponent passer rating. In Seattle's Super Bowl XLVIII victory over Denver, the secondary held Peyton Manning to 280 passing yards, a 73.5 passer rating and recorded one interception.

Prior to joining Seattle, Richard spent two seasons (2008-09) as a graduate assistant at the University of Southern California, working with the defensive backs, alongside then-head coach Pete Carroll.

Originally a third-round pick (85th overall) by Seattle, Richard played in 38 games at cornerback with one start for the Seahawks from 2002-04 before playing one season in San Francisco (2005). Richard lettered four years (1998-2001) at USC, starting his final three seasons. He had eight career interceptions and returned three for touchdowns, along with 125 tackles, 19 passes defended and two fumble recoveries. The Los Angeles native received his bachelor's degree in sociology.





# COACHING STAFF



## MATT HOUSE

INSIDE LINEBACKERS COACH

SEASONS WITH JAGUARS: 1

SEASONS WITH NFL: 8

### HOUSE'S COACHING EXPERIENCE

Year	School/Team	Position
2024	Jacksonville Jaguars	Inside Linebackers
2022-23	Louisiana State University	Defensive Coordinator/Linebackers
2019-21	Kansas City Chiefs	Linebackers
2017-18	University of Kentucky	Defensive Coordinator/Inside Linebackers
2016	University of Kentucky	Inside Linebackers/Special Teams Coordinator
2015	Florida International University	Defensive Coordinator/Linebackers
2012-14	University of Pittsburgh	Defensive Coordinator
2009-11	St. Louis Rams	Defensive Quality Control/Assistant Linebackers
2008	Carolina Panthers	Special Teams/Strength and Conditioning Assistant
2006-07	University of Buffalo	Defensive Backs/Recruiting Coordinator
2005	Gardner-Webb University	Defensive Line
2003-04	University of North Carolina	Defensive Assistant
2001-02	Michigan State University	Graduate Assistant, Secondary/Special Teams

Matt House brings 23 years of coaching experience, including seven in the NFL, as he enters his first season as the inside linebackers coach for the Jacksonville Jaguars in 2024. House most recently served as the defensive coordinator/linebackers coach with LSU during the 2022-23 seasons. In 2023, the Tigers' defense led the SEC in total tackles, a 10 percent increase over the previous year. In 2022, House's first season with the Tigers, the LSU defense featured six transfers, a true freshman and two first-time starters and still finished fourth in the SEC in passing defense, fifth in scoring and sixth in total defense. Under House's guidance, linebacker Harold Perkins emerged as one of the SEC's top playmakers, earning consecutive season All-SEC honors in 2022-23 and Freshman All-America in 2022. Prior to his time at LSU, House served as linebackers coach for the Kansas City Chiefs (2019-2021). He was part of a Kansas City

organization that won Super Bowl LIV during the 2019 season and played for the Super Bowl title the following year. Over the span of three seasons, Kansas City ranked fourth in PFF pressures, seventh in interceptions and seventh in points allowed.

House spent three seasons (2016-18) at the University of Kentucky where he coached Jaguars OLB Josh Allen to SEC Defensive Player of the Year and Bronko Nagurski Award honors. House's defense anchored a Wildcat team that reached three consecutive bowl games, a first for the school in nearly a decade. The Wildcats capped the school's first 10-win season in 2018 and finished ranked No. 12 in the nation. House's 2018 Kentucky defense ranked No. 6 in the nation in points allowed per game as the Wildcats held six opponents to 14 points or less. In his first year with the Wildcats, House served as the special teams coordinator/inside linebackers coach.

House spent one season as the defensive coordinator at Florida International (2015) in which his defense limited four opponents to less than 14 points and finished the season ranked 16th nationally in red zone defense. House's defense boasted five players who earned all-conference honors and four would go on to sign NFL contracts.

Before his time in Lexington and South Florida, House spent time as a defensive coordinator at Pittsburgh (2012-14) where he coached first-round NFL Draft pick Aaron Donald. Donald has since become one of the most dominant defenders in the NFL, three times being named the NFL's Defensive Player of the Year. Pitt won two bowl games during House's three years with the Panthers.

Prior to returning to the college, House spent four years in the NFL, serving as defensive quality control/assistant linebacker coach for the St. Louis Rams (2009-11) and special teams/strength and conditioning assistant for the Carolina Panthers (2008). In his one season in Carolina, the Panthers went 12-4 and claimed the NFC South title.

House's final stop of his first collegiate stint was at the University of Buffalo (2006-07), where he was the defensive backs coach and recruiting coordinator for the Bulls. Buffalo captured the MAC East title in 2007 and in 2008, the Bulls played in a bowl game for the first time in school history. House also coached on the defensive side of the ball at North Carolina (2003-04) and Gardner-Webb (2005).

House began his coaching career at Michigan State University (2001-02) as a graduate assistant, helping the Spartans to the 2001 Silicon Valley Classic working with the secondary and special teams units.

House and his wife Jessi have four children – Avery, Jackson, Jacob and Trent. The Harrison, Michigan native is a 2000 graduate of Michigan State.



# COACHING STAFF



## CORY ROBINSON

DEFENSIVE ASSISTANT/CORNERBACKS COACH

SEASONS WITH JAGUARS: 1

SEASONS WITH NFL: 4

### ROBINSON'S COACHING EXPERIENCE

Year	School/Team	Position
2024	Jacksonville Jaguars	Defensive Assistant/Cornerbacks
2023	University of Tennessee	Defensive Analyst
2020-2022	New Orleans Saints	Assistant Defensive Backs
2019	University of Maryland	Defensive Passing Game Coordinator/Defensive Backs
2018	Rutgers University	Passing Game Coordinator/Cornerbacks
2017	Temple University	Cornerbacks
2016	University of Toledo	Cornerbacks
2014	St. Frances Academy (Baltimore, Md.)	Head Coach
2009-2013	Calvert Hall High School (Baltimore, Md.)	Head Coach

Cory Robinson is in his first season as defensive assistant/cornerbacks coach for the Jacksonville Jaguars in 2024. Robinson, who possesses 15 years of coaching experience, spent the 2023 season at the University of Tennessee where he served as a defensive analyst. The Volunteers went 9-4 and finished 17th in the AP Top 25 rankings. Tennessee's defense finished the season with 855 tackles, 41.0 sacks, 12 interceptions and five forced fumbles. In 2022, the Volunteers' passing defense ranked 127th in the nation in yards allowed per game and improved to 67th in the 2023 season under Robinson's guidance. Before Tennessee, Robinson spent three seasons (2020-22) with the

New Orleans Saints, serving as assistant defensive backs coach. In 2022, the Saints ranked second-best in passing defense in the NFL allowing 184.4 passing yards per game.

In 2021, the Saints defensive staff developed third-round draft pick Paulson Adebo, who was the only Saints defender to start all 17 contests in 2021, while tying for the team lead with three interceptions, second among all NFL rookies. CB Marshon Lattimore was selected to his third consecutive Pro Bowl and second under Robinson. New Orleans was tied for sixth in the NFL with 18 interceptions, with 16 of them coming from the secondary. In addition to New Orleans finishing fourth in the NFL in scoring defense (19.7 points per game) and seventh in total defense (318.2 net yards per game), the Saints gave up the third-fewest touchdown passes (20) and led the league with the lowest red zone conversion percentage (43.5).

Prior to coming to New Orleans in 2020, Robinson spent four seasons in college working with defensive backs. The Baltimore native served as the defensive passing game coordinator/defensive backs coach at the University of Maryland in 2019, where he also was director of player personnel in 2015.

Prior to his 2019 stint in College Park, Robinson served as passing game coordinator/cornerbacks coach at Rutgers in 2018. He also coached cornerbacks at Toledo (2016) and Temple (2017). In 2017, he helped guide the Owls to a first-place American Athletic Conference ranking in pass defense, as they allowed only 206.8 passing yards per game. Prior to moving into the college ranks in 2015, Robinson coached at two high schools in Maryland from 2009-14.

Robinson was a starting cornerback at Central Connecticut State, earning a bachelor's degree in communications with a minor in business/marketing in 2009. He is also co-founder of Next Level Nation, a Baltimore-based nonprofit that hosts football workouts, among other services for local student-athletes in need of mentorship.

He and his wife Candy have three sons: Denali, Royal and Legend.





# COACHING STAFF



## BILL SHUEY

OUTSIDE LINEBACKERS COACH

SEASONS WITH JAGUARS: 3

SEASONS WITH NFL: 17

### SHUEY'S COACHING EXPERIENCE

Year	School/Team	Position
2022-24	Jacksonville Jaguars	Outside Linebackers
2021	Chicago Bears	Outside Linebackers
2019-20	Chicago Bears	Pass Rush Analyst/Assistant Linebackers
2018	Chicago Bears	Defensive Quality Control
2014-17	Widener University	Assistant Head Coach/Defensive Coordinator
2012-13	West Chester University	Linebackers
2008-10	Philadelphia Eagles	Linebackers
2007	Philadelphia Eagles	Defensive Quality Control
2003-06	Philadelphia Eagles	Offensive Quality Control
2001-02	Philadelphia Eagles	Training Camp Coordinator/Assistant to the Head Coach
2000	Philadelphia Eagles	Training Camp Assistant

Bill Shuey enters his third season with the Jaguars as the team's outside linebackers coach and his 17th season in the NFL.

In 2023, Shuey helped OLB Josh Allen set the franchise record for most sacks in a season at 17.5, surpassing the previous record of 14.5. Allen finished the season tied for second in the NFL. He won AFC Defensive Player of The Week in Week 12 and also earned his second Pro Bowl nod. OLB Travon Walker saw a 6.5 sack increase from his rookie season in 2022 to 10.5 sacks in 2023. Together, the two combined for 27.5 sacks during the regular season, the most of any pass-rush duo in the NFL.

In 2022, Shuey coached the number one overall draft pick, Walker, and Allen to a combined 10.5 sacks, five forced fumbles, two fumble recoveries and two interceptions. One of the fumble recoveries by Allen included a game-winning touchdown against the Titans, returning it 37 yards to clinch the AFC South.

Prior to joining Doug Pederson's staff in Jacksonville, Shuey spent four seasons in a variety of roles with the Chicago Bears. In 2021, Shuey was promoted to outside linebackers coach. Before going on injured reserved, LB Khalil Mack produced 6.0 sacks in seven contests, the second-highest total through the first seven games in a season in Mack's career. Second-year LB Trevis Gipson started nine games and had 7.0 sacks and five forced fumbles after seeing limited playing time in his rookie campaign. LB Robert Quinn set the Bears

single-season sack record with 18.5 sacks in just his second year in Chicago. Quinn was also named Second Team All-Pro and selected to his third Pro Bowl. The 11-year veteran had 49 total tackles, including 17 tackles for loss, 18.5 sacks and 22 QB hits, while Chicago's defense finished fourth in the NFL with 49 sacks.

From 2019-20, Shuey was the pass rush analyst and assistant linebackers coach with the Bears. In 2020, LB Roquan Smith had a breakout season earning Second Team All-Pro honors for the first time in his three NFL seasons after registering 139 total tackles (98 solo), including 4.0 sacks and 18 tackles for loss, seven passes defended and six quarterback hits. His 18 tackles for loss led all defensive players in the NFC.

In 2019, Chicago's linebackers played an integral role in the Bears run defense that allowed just 102.0 rushing yards per game. Shuey's first role with the Bears came as a defensive quality control coach in 2018, where he worked with the defensive line, inside linebackers and special teams.

Prior to his arrival in Chicago, he spent six seasons at Widener University (2014-17) and West Chester University (2012-13). At Widener, Shuey served as assistant head coach, defensive coordinator, co-special teams coordinator, secondary coach and recruiting coordinator. Throughout his tenure at Widener, the Pride defense consistently ranked in the top 10 nationally in multiple statistical categories.

Prior to Widener, Shuey worked for two seasons as the linebackers coach for West Chester University. In 2013, the Golden Rams amassed a school-best 13-2 record that included three NCAA Tournament victories and a trip to the Division II semifinals.

Before arriving at West Chester, Shuey was a member of the Eagles organization for 11 seasons, which included eight on Andy Reid's coaching staff. Shuey and Jaguars Head Coach Doug Pederson coached on the same staff in Philadelphia for two seasons (2009-10). He spent four years as a defensive coach and worked directly under defensive coordinators Jim Johnson and Sean McDermott. Prior to working on the defensive side of the ball, he spent four seasons with the offensive coaching staff with coordinators Brad Childress and Marty Mornhinweg.

Prior to coaching, Shuey played for the Lehigh Valley Panthers of the Colonial Football Alliance and the Pittsburgh Colts of the Grassroots Football League. He received his bachelor's degree in sport management from Slippery Rock in 1995 with a minor in business administration and his master's degree in physical education from West Virginia in 1998.

A native of Bethlehem, Pa., Shuey and his wife, Maura, have one daughter, Ella, and two sons, Jack and Luke.



# COACHING STAFF



## JEREMY GARRETT

DEFENSIVE LINE COACH

SEASONS WITH JAGUARS: 1

SEASONS WITH NFL: 3

### GARRETT'S COACHING EXPERIENCE

Year	School/Team	Position
2024	Jacksonville Jaguars	Defensive Line
2023	Auburn University	Defensive Line
2022	Liberty University	Defensive Line
2020-2021	Cleveland Browns	Assistant Defensive Line
2019	Vanderbilt University	Defensive Quality Control
2018	Ensworth High School (Nashville, Tenn.)	Head Coach
2011-2017	Ensworth High School (Nashville, Tenn.)	Associate Director of Admissions/Asst. Track and Field Coach/Asst. Defensive Football Coach/Fitness Department Chair
2010	Southaven High School (Southaven, Miss.)	Assistant Coach

Jeremy Garrett is in his first season as the defensive line coach for the Jacksonville Jaguars after spending the last two seasons coaching the defensive line at the collegiate level. Garrett brings over a decade of coaching experience to the team, including two years with the Cleveland Browns, and joins defensive coordinator Ryan Nielsen, his former college coach at Ole Miss, in Jacksonville.

Garrett most recently served as the defensive line coach at Auburn for the 2023 season, coaching defensive tackle Marcus Harris to first-team Associated Press All-SEC and Keldric Faulk to All-SEC Freshman recognitions. Auburn's defense finished seventh in the SEC in sacks in 2023.

Before Auburn, Garrett coached one of the most productive defensive fronts in college football in 2022 as Liberty led the country in tackles for loss and ranked third in sacks. Under Garrett's guidance, standout defensive end Durrell Johnson led the nation with 22.5 tackles for loss and added 8.0 sacks en route to being named to the Ted Henricks

#### Award Watch List.

Garrett came to Liberty in 2022 after spending the previous two seasons as the assistant defensive line coach for the Cleveland Browns (2020-21). Garrett joined the Browns in 2020 and helped the run defense finish ninth in the league after finishing 30th the previous season. He helped defensive end Myles Garrett earn first-team All-Pro and Pro Bowl honors. Along with defensive end Olivier Vernon, the Browns were one of just four teams to have a pair of teammates each record at least 9.0 sacks in 2020.

The Browns finished the 2021 season fifth in the NFL in total defense, marking just the third time since 1970 the team ranked in the top five and the club's highest finish since 1987. Myles Garrett again earned first-team All-Pro and Pro Bowl honors after setting the franchise single-season record with 16.0 sacks in 2021.

Garrett got his coaching start at the collegiate level in 2019 when he spent one season at Vanderbilt as a defensive quality control assistant. He worked closely with Vanderbilt's defensive line in his one season with the Commodores. Prior to his time at Vanderbilt, Garrett spent eight years at Ensworth High School in Nashville, Tennessee (2011-18). At Ensworth, Garrett served in a variety of roles that included associate director of admissions, assistant track and field coach, assistant defensive football coach, fitness department chair and head football coach. During his one season as head football coach, the Tigers finished the 2018 season with a 7-5 record and advanced to the Division II-AAA quarterfinals. Garrett got his coaching start in 2010 as an assistant coach at Southaven High School in Southaven, Mississippi.

Garrett was a four-year letterwinner at Ole Miss (2004-07), where Jaguars defensive coordinator Ryan Nielsen served as his defensive line coach. He earned All-SEC Academic team honors and was the Ole Miss Lifter of the Year and Chucky Mullins Courage Award winner. He graduated with a business degree from Ole Miss in 2007 and an MBA from Harding University in 2010.

Garrett is a native of Senatobia, Mississippi.





# COACHING STAFF



## PATRICK REILLY

ASSISTANT INSIDE LINEBACKERS COACH

SEASONS WITH JAGUARS: 4

SEASONS WITH NFL: 4

### REILLY'S COACHING EXPERIENCE

Year	School/Team	Position
2024	Jacksonville Jaguars	Assistant Inside Linebackers
2021-23	Jacksonville Jaguars	Defensive Quality Control
2018-20	Alabama	Defensive Analyst
2017	UCLA	Defensive Analyst
2016	UCLA	Defensive Quality Control
2013	Syracuse	Graduate Assistant
2013	SUNY Cortland	Wide Receivers
2011-13	SUNY Cortland	Offensive Quality Control/Video Coord.
2010	SUNY Cortland	Assistant Wide Receivers Coach

Patrick Reilly enters his fourth season with the Jaguars in 2024, now serving as assistant inside linebackers coach after previously serving in a defensive quality control role. In the 2023 season, Reilly assisted in coaching the defense that was tied for the fifth-highest passes defended in the league (84) and tied for the eighth-most takeaways (27).

Reilly spent 2018-20 as a defensive analyst at Alabama, where the Crimson Tide made two College Football Playoff appearances and won the 2020 National Championship. Alabama's defense finished in the top 15 nationally in all three seasons when Reilly was in Tuscaloosa.

Reilly was hired by UCLA in 2016 as a defensive quality control coach prior to being promoted to defensive analyst in 2017. He spent three seasons (2013-15) with the Syracuse football program as an offensive graduate assistant, working primarily with the quarterbacks and wide receivers.

His first position with the Orange was as an offensive intern during the fall of 2013. As an intern, he worked with the tight ends and was responsible for the breakdown of opponent and self-scouting film, as well as charting plays. Prior to returning to Syracuse in 2014, Reilly briefly served as the tight ends coach at SUNY Brockport.

As an undergraduate student, the Levittown, N.Y. native began his coaching career at SUNY Cortland. In 2010, Reilly worked as an assistant wide receivers coach and offensive quality control coach from 2011 to 2013. He graduated cum laude from SUNY Cortland in 2013 with a bachelor's degree in sport management and minors in computer applications and economics.



# COACHING STAFF



## RORY SEGREST

ASSISTANT DEFENSIVE LINE COACH

SEASONS WITH JAGUARS: 3

SEASONS WITH NFL: 9

### SEGREST'S COACHING EXPERIENCE

Year	School/Team	Position
2022-24	Jacksonville Jaguars	Assistant Defensive Line
2018-21	University of Louisiana	Defensive Line
2014-16	University of Arkansas	Defensive Line/Specialists
2011-13	Samford	Defensive Line Coach/Special Teams Coordinator
2009-10	Philadelphia Eagles	Defensive Line Coach
2007-09	Philadelphia Eagles	Special Teams Coordinator
2006-07	Philadelphia Eagles	Special Teams Quality Control/Assistant Defensive Line Coach
2002-05	Samford	Defensive Line Coach/Special Teams Coordinator/Recruiting Coordinator
1999-01	Southeast Missouri State	Recruiting Coordinator
1997-99	Auburn	Graduate Assistant
1994	Alabama	Student Assistant

Rory Segrest is in his third season as the Jaguars' assistant defensive line coach in 2024, having reached 30 years of coaching experience at the college and NFL levels.

In 2023, the Jaguars defense tied for eighth in turnovers (27), ranked ninth in rushing yards per game (103.1) and eighth in third-down defense (36.5 percent). In 2022, en route to an AFC South division title, he helped coach a unit that had the seventh-fewest opponent yards per rush (4.2) and had the 12th-lowest percentage of opponents rushes that resulted in a first down (24.3).

Segrest spent four seasons with the University of Louisiana (2018-21) as the assistant head coach/defensive line coach. In 2020, Louisiana's defensive line ranked fourth in the Sun Belt and 31st nationally in scoring defense (22.0) and 33rd in total defense (355.4). For the second straight season, Segrest helped DL Zi'Yon Hill to Second Team All-Sun Belt Conference honors.

During the 2019 season, Segrest coached Chauncey Manac, who earned All-Conference Honorable Mention honors, while Hill earned a Second Team All-Conference nod. Under Coach Segrest's tutelage,

the defensive line helped Louisiana finish the historic 2019 campaign with the top-ranked scoring defense (19.7 points allowed per game) and the second-best total defense (371.8 yards allowed per game) in the Sun Belt Conference.

Prior to his time with the Ragin' Cajuns, Segrest spent three seasons as the defensive line and specialists coach at Arkansas from 2014-16. Segrest helped the Razorbacks rank second in the Southeastern Conference and 12th nationally in rushing defense (116.5 rushing yards allowed per game) in 2015. He also helped develop DE Deatrich Wise, who led the SEC with 8.0 sacks during the 2015 season.

From 2011-13, Segrest served as the defensive line coach/special teams coordinator for Samford in his second stint with the school.

While with the Eagles, Segrest was the special teams quality control/assistant defensive line coach (2006-07), special teams coordinator (2007-09) and defensive line coach (2009-10). In 2006 and 2010, the Eagles won the NFC East and advanced to the NFC Championship game in 2008. Segrest also coached in the 2009 Pro Bowl.

In 2009 and 2010, the Eagles' defensive line units ranked second and fourth, respectively, in the NFL in sacks among defensive linemen. They ranked third (2010) and ninth (2009) in the league in tackles for loss by defensive linemen. Segrest also coached two-time Pro Bowler DE Trent Cole (2007, 2009) while with the Eagles.

Philadelphia's special teams finished third in the NFL in 2008 in field goals made, and Pro Bowl K David Akers broke franchise records with 33 field goals and 144 points scored. P Sav Rocca set a franchise record with his single-season net punt average of 37.9. Rocca and Akers were both named NFL Special Teams Player of the Month during the 2008 season.

Segrest's previous coaching stops include Samford from 2002-05 and Southeast Missouri State where he began in 1999 and added recruiting coordinator duties for 2000-01. He was also the defensive graduate assistant at Auburn University from 1997-99 working with the defensive line and special teams units.

His coaching career began under Gene Stallings as a student assistant at Alabama in 1994 after his playing career was cut short by an injury. He was a member of the Crimson Tide's 1992 National Championship Team and was also awarded the team's 1995 Co-Leadership Award.

A native of Waycross, Ga., and a graduate of Waycross High School, he earned his bachelor's degree in healthcare management in 1996 from Alabama, where he met his wife, Jackie. They have one son, James.





# COACHING STAFF



## MIKE GRAY

ASSISTANT SECONDARY COACH/DEFENSIVE ANALYST

SEASONS WITH JAGUARS: 1

SEASONS WITH NFL: 2

### GRAY'S COACHING EXPERIENCE

Year	School/Team	Position
2024	Jacksonville Jaguars	Assistant Secondary/Defensive Analyst
2023	Atlanta Falcons	Defensive Football Analyst
2020-2022	Gardner-Webb University	Co-Special Teams/Linebackers
2018-2019	North Carolina State University	Graduate Assistant
2017	Western Kentucky University	Defensive Intern

Mike Gray is in his first season with the Jaguars as assistant secondary coach/defensive analyst and second season coaching in the NFL.

In 2023, Gray served as a defensive football analyst for the Atlanta Falcons, where he coached under Defensive Coordinator Ryan Nielsen and worked primarily with the secondary. The Falcons' defense ranked third in third-down conversions, fourth in red zone efficiency

and 11th in yards per game. Additionally, Atlanta's defense tied for the second-most forced fumbles in the NFL (18).

Prior to Atlanta, Gray spent three seasons (2020-22) as co-special teams coordinator/linebackers coach at Gardner-Webb University. Under Gray's tutelage, junior linebacker William McRainey finished with a team-leading 104 total tackles, nine tackles for loss, 5.5 sacks and one interception in 13 games in 2022. The season prior, McRainey led the conference in tackles and earned first-team All-Big South Conference honors.

Before joining Gardner-Webb's staff, Gray spent two seasons (2018-19) as a graduate assistant at North Carolina State University. During his time with the Wolfpack, he was part of a staff that helped the 2018 team to a 9-4 record and an appearance in the TaxSlayer Gator Bowl. The season prior, Gray served as a defensive intern at Western Kentucky.

Gray played collegiately at Mercer University, finishing his career with 180 total tackles, 10 tackles for loss, 3.0 sacks and three interceptions. The Jacksonville, Fla., native played both linebacker and safety during his time with Mercer.

Gray married his wife, Kelly, in June of 2023. She is also a native of Jacksonville, Fla.



# COACHING STAFF



## MARIO JEBERAEEL

ASSISTANT OUTSIDE LINEBACKERS COACH

SEASONS WITH JAGUARS: 1

SEASONS WITH NFL: 4

### JEBERAEEL'S COACHING EXPERIENCE

Year	School/Team	Position
2024	Jacksonville Jaguars	Assistant Outside Linebackers
2023	Atlanta Falcons	Special Projects- Defense
2022	Atlanta Falcons	Assistant Offensive Line
2021	Atlanta Falcons	Diversity Coaching Intern/Offensive Line
2018-20	Abilene Christian University	Offensive Line
2015-17	University of Kansas	Offensive GA, Assistant/Offensive Line
2013-14	University of Arkansas-Monticello	Offensive Line/Tight Ends and Fullbacks/Strength Coordinator/Recruiting Coordinator
2012	Nicholls University	Offensive Line
2010-11	Nicholls University	Offensive GA/Assistant Offensive Line
2009	Western High School	Offensive Line
2009	University of Nevada-Las Vegas	Volunteer Assistant

Mario Jeberaeel, who spent the 2023 season working with defensive coordinator Ryan Nielsen on the Falcons' staff, enters his first season as assistant outside linebackers coach for the Jacksonville Jaguars in 2024.

Jeberaeel comes to Jacksonville with three years of NFL experience, most recently serving as the special projects - defense coach for the Atlanta Falcons in 2023. In 2022, he was the assistant offensive line coach and a diversity coaching intern/offensive line coach in 2021 in Atlanta.

In 2023, the Falcons' defense ranked third in third-down conversions,

fourth in red zone efficiency and 11th in yards per game. Atlanta's defense also tied for the second-most forced fumbles in the NFL (18). The Falcons defense also produced 42.0 sacks in 2023, doubling their 2022 total. Atlanta surpassed 40.0 sacks for the first time since 2004.

In 2022, Jeberaeel assisted with an offensive line that produced the third-ranked rushing attack in the NFL (159.9 yards per game) and the second-most rushing yards in franchise history (2,718). OG Chris Lindstrom was named second-team All-Pro.

From 2018-20, Jeberaeel served as the offensive line coach at Abilene Christian University in Abilene, Texas. In his first season as offensive line coach, the Wildcats led the Southland conference in sacks allowed, while offensive tackle Dakota Laws and center Bill Weber each received second-team all-conference honors.

In 2019, Jeberaeel assisted with the offensive line of the Green Bay Packers as part of the Bill Walsh Minority Internship during phase two and phase three of OTAs.

Jeberaeel spent three seasons (2015-17) coaching at the University of Kansas beginning as an offensive graduate assistant and assistant offensive line coach from 2015-16 before being promoted to quality control coach in 2017. During his time in Lawrence, he coached the offensive line, tight ends and fullbacks.

He spent three seasons at Nicholls State University from 2010-12 starting as an offensive graduate assistant and assistant offensive line coach before being promoted to offensive line coach in his final season in 2012. He also spent two seasons (2013-14) at the University of Arkansas-Monticello where he served as the offensive line, tight ends and fullbacks coach, as well as the recruiting and strength coordinator.

He began his coaching career at Western High School in Las Vegas while also serving as a volunteer assistant at his alma mater, UNLV, in 2009.

A native of Las Vegas, Jeberaeel earned a Bachelor of Science degree in university studies from the University of Nevada - Las Vegas where he played along the Rebels' offensive line from 2004-08. He and his wife Abbey have one daughter, Louisa, and one son, Samuel.





# COACHING STAFF



## LUKE THOMPSON

ASSISTANT SPECIAL TEAMS COACH

SEASONS WITH JAGUARS: 3

SEASONS WITH NFL: 5

### THOMPSON'S COACHING EXPERIENCE

Year	School/Team	Position
2022-24	Jacksonville Jaguars	Assistant Special Teams
2019-20	Philadelphia Eagles	Assistant Special Teams
2017-18	Lafayette College	Defensive Coord./Linebackers
2014-16	Georgetown	Defensive Coord./Linebackers
2012-13	Army	Special Teams Coord./Linebackers
2006-11	Georgetown	Special Teams Coord./Linebackers
2004-05	Harvard	Outside Linebackers
2002-03	Amherst College	Linebackers
1999-2000	Holy Cross	Assistant Coach/Recruiting Coordinator
1998	Bowdoin College	Offensive Line/ Tight Ends

Luke Thompson is in his third season as an assistant special teams coach for the Jacksonville Jaguars. In 2023, he helped coach a unit that had the second-most kickoff return yards (688), fourth-most net yards per punt (43.8) and ninth-most yards per punt return (10.2). Additionally, LS Ross Maticcik was named to the 2024 Pro Bowl Games and received first-team Associated Press All-Pro and first-team NFL Players Association All-Pro honors for the first time in his career.

In 2022, he helped coach a special teams unit that ranked third in yards per punt (49.34) and 11th in team field goals made (30). He helped K Riley Patterson convert 30 field goals which tied him for eighth-most among kickers and includes a game-tying field goal against the Cowboys resulting in an overtime win (40-34) and a

game-winning field goal against the Chargers in the Wild Card Round (31-30). He also helped produce the Jaguars' first Pro Bowl return specialist after WR Jamal Agnew was named to the 2023 Pro Bowl Games.

Before coming to Jacksonville, he most recently served in the same role for the Philadelphia Eagles from 2019-20. Prior to his time with the Eagles, Thompson coached in the collegiate ranks for 20 years.

In 2019, the Eagles had several standouts on special teams, including LS Rick Lovato who earned his first Pro Bowl selection in 2019 and K Jake Elliott who posted a career-high 84.6 field percentage. In addition, P Cameron Johnston produced top 10 finishes in gross (46.4, ninth) and net (42.3, eighth) punting averages.

Prior to the Eagles, Thompson served as the defensive coordinator and linebackers coach at Lafayette College from 2017-18. In his first season with Lafayette, Thompson helped the defense average 15.8 points against per game in Patriot League play, down from 37.3 points against per game average surrendered in 2016. Additionally, the Leopards led the Patriot League in takeaways in 2017, after finishing last in the category in 2016.

Thompson had two coaching stints at Georgetown University, originally joining the Hoyas staff as a special teams coordinator/linebackers coach from 2006-11 and then returning from 2014-16 as the program's defensive coordinator/linebackers coach. Between stays at Georgetown, he served as the special teams coordinator and linebackers coach for Army from 2012-13.

A graduate of Assumption College, Thompson began his coaching career in 1998 as the offensive line/tight ends coach at Bowdoin College. He also coached at Holy Cross, Amherst College and Harvard University.

A native of Worcester, Mass., Thompson and his wife, Kristin, have one son, Luke and a daughter, Maddie.



# PLAYER HEALTH AND PERFORMANCE



## JEFF FERGUSON

VICE PRESIDENT OF PLAYER HEALTH AND PERFORMANCE

SEASONS WITH JAGUARS: 4

Jeff Ferguson is in his fourth season with Jacksonville and second year as vice president of player health and performance. He joined the Jaguars as the director of athletic training in 2021 and was promoted to his current role prior to the 2022 season.

On Feb. 24, 2024, he was honored with the 2023 Fain-Cain Memorial Award for Outstanding NFL Athletic Trainer of the Year. The award is voted on by the NFL Physicians Society and is given annually to an NFL athletic trainer who best reflects the virtues of a certified athletic trainer and displays the highest level of professionalism.

Previously, Ferguson spent 13 seasons (2006-18) with the San Francisco 49ers, one year as the vice president of player health and safety for the XFL (2019-20) and, most recently, served as the CEO of WellStrong, a medical services management company, from 2020-21.

After initially joining the 49ers organization in 2006 as the team's head athletic trainer, he was promoted to director of football operations and sports medicine in 2011. He was elevated to vice president of football operations in 2013 and, from 2016-18, served as vice president of medical services/athletic trainer. In his most recent role, Ferguson was responsible for overseeing the team's entire medical and nutritional needs, including rehabilitation procedures, injury records, the training room and daily athletic training duties.

While with the XFL, Ferguson oversaw every aspect of player health and safety, including the creation of the league's COVID-19 task force. As the CEO of WellStrong, he oversaw the strategy of all medical management services, including physical therapy, general wellness, injury prevention, community outreach and durable medical equipment.

Before working in the NFL, he served as the manager of athletic team development with BREG, an orthopedic company based in Vista, Calif. From June 2005 until March 2006, Ferguson specialized in sports medicine bracing for BREG.

Prior to his move to the West Coast, Ferguson spent eight years (1997-2005) in several capacities at Kansas State University while continuing to serve as the athletic trainer for the Kansas State football program throughout his time in Manhattan. From 2002-05, he served as the assistant athletic director for sports medicine after beginning his career with the Wildcats as an assistant athletic trainer. He was responsible for the prevention, evaluation, treatment and rehabilitation of all athletic injuries, in addition to supervising medical coverage for 14 collegiate athletic teams. His staff was voted best in the Big 12 for their medical efforts from 2003-04.

From 1995-97, Ferguson was an athletic trainer with an orthopedic surgeon and physical therapy company in Louisburg, N.C. While doing graduate work at the University of Texas at Arlington, he spent two years as a graduate assistant athletic trainer while serving as the head athletic trainer for the track and field teams.

A native of Clemson, S.C., Ferguson earned his bachelor's degree in 1993 at Clemson and his master's degree in 1995 at Texas at Arlington. He got his start in college athletic training as a student athletic trainer at Clemson from 1989-93 and spent the 1992 summer as a preseason athletic trainer for the New England Patriots. He is also a certified member of the National Athletic Trainers (NATA).

Ferguson and his wife, Rebecca, have two daughters, Madelyn and Alexandra, and one son, J.C. In 2019, Ferguson was inducted into the Daniel High School (Central, S.C.) Athletic Hall of Fame.



## CEDRIC SCOTT

DIRECTOR OF STRENGTH AND CONDITIONING

SEASONS WITH JAGUARS: 13

Cedric Scott is entering his 13th season with the Jaguars and his third season as director of strength and conditioning after being promoted on March 29, 2022.

Scott worked in 2012 at the University of North Carolina in the strength and conditioning department before joining the Jaguars. He previously served three years (2009-11) at the University of Southern Mississippi on the strength and conditioning staff, serving his last two years as the head strength and conditioning coach for men's basketball. He was a graduate assistant in 2008.

Scott was a standout defensive end for Southern Mississippi, where he received his bachelor's degree in exercise physiology and his master's





# PLAYER HEALTH AND PERFORMANCE

degree in sports administration. He earned All-America honors as a senior defensive end and was named the Conference USA Defensive Player of the Year in 2000. In 2015, Scott was inducted into the University of Southern Miss Sports Hall of Fame after a stellar four-year career that resulted in three Conference USA Championships (1996, 1997 and 1999) and career totals of 199 tackles, including 47.0 tackles for loss, and 28.0 sacks.

Scott was a fourth-round draft pick for the New York Giants in 2001 and played several years in the NFL. He also spent time with the Scottish Claymores of the World League in 2004 and was part of the Canadian Football League's 2005 Grey Cup Championship team with the Edmonton Eskimos. That same year, the defensive line broke the team record for the most sacks.

A native of Gulfport, Miss., Scott is married to the former Dorian Wallace. The couple has two sons, Cedric Jr. and Cameron.



## BRANDON IRELAND

ASSISTANT STRENGTH AND CONDITIONING COACH

SEASONS WITH JAGUARS: 4

The Jacksonville Jaguars hired Brandon Ireland as an assistant strength and conditioning coach on Feb. 3, 2021.

Prior to joining the Jaguars, Ireland was a strength and conditioning assistant with the Atlanta Falcons from 2017-20. Before working in the NFL, he spent time collegiately as a strength and conditioning coach for Iowa State University (2016-17), the University of Illinois (2015-16), and had various roles at the University of Florida where he served as a football strength and conditioning coach (2013-15), Olympic strength and conditioning coach (2012-13), and an intern (2011-12). A native of Atlanta, he earned a Bachelor of Science degree in exercise & sport from the University of Florida (2007) and earned a Master of Science degree in human movement from A.T. Still University (2011).

Ireland is certified by the Collegiate Strength and Conditioning Coaches Association (CSCCA), the National Strength and Conditioning Association (NSCA), the National Academy of Sports Medicine (NASM PES & CES), USA Weightlifting (USAW), National Association of Speed and Explosion (NASE – CSS) and has a Westside Special Strengths Certification.



## KEVIN MAXEN

ASSISTANT STRENGTH AND CONDITIONING COACH

SEASONS WITH JAGUARS: 4

Kevin Maxen enters his fourth season with the Jacksonville Jaguars as an associate strength coach.

Maxen spent the 2020 season with Vanderbilt as an assistant strength coach after spending one year as director of strength and conditioning at JJ Pearce High School in Richardson, Texas, where he was responsible for the design and implementation of athletic development programs for 14 high school teams and two junior high programs.

He also spent time at Baylor, serving as a part-time athletics performance coach with football in 2019. During that period, he incorporated functional range conditioning methods to assist in athletes' recovery and mobility in addition to other activities.

Maxen served as Iowa's intern strength and conditioning coach in 2018. There, he tracked athletes' day-to-day movement using GPS, heart rate and sleep through various applications, monitored body weight, and maintained and supervised the nutrition center.

He interned at Army as a strength and conditioning coach with football and completed an internship with Allegiate in Redondo Beach, Calif. in 2017.

He graduated from Western Connecticut State in 2018 and majored in American studies and minored in health promotion and wellness management. Maxen was a three-year starter and team captain for the varsity football program.



# PLAYER HEALTH AND PERFORMANCE



## DR. KEVIN KAPLAN

HEAD PHYSICIAN

SEASONS WITH JAGUARS: 16

Dr. Kevin Kaplan is in his 11th season as the Jaguars' head team physician after serving as the Jaguars' associate orthopedic surgeon from 2009-13. He is responsible for all orthopedic matters dealing with injuries to the musculoskeletal system.

Dr. Kaplan is board-certified in orthopedic surgery with a specialty certification in sports medicine and maintains a private practice at the San Marco location of the Jacksonville Orthopaedic Institute. He completed his orthopedic residency at the New York University Hospital for Joint Diseases and a fellowship at the Kerlan Jobe Orthopaedic Clinic in Los Angeles. During his fellowship, Dr. Kaplan served as an assistant team physician for the Los Angeles Lakers, Dodgers, Kings and Anaheim Ducks.

He is a member of the NFL Physician Society, the American Academy of Orthopaedic Surgeons, and the American Orthopaedic Society for Sports Medicine. Dr. Kaplan is also a team physician for the Jacksonville Sharks, Jacksonville University and Atlantic Coast High School.



## DR. MICHAEL YORIO

PHYSICIAN, INTERNAL MEDICINE

SEASONS WITH JAGUARS: 11

Dr. Michael Yorio is in his 11th season as the team's internal medicine physician. He is responsible for all matters dealing with illnesses and non-orthopedic injuries.

Dr. Yorio is board-certified in Internal Medicine and Sports Medicine. He sees patients at the San Marco office of Jacksonville Orthopedic Institute. Prior to arriving in Jacksonville, Dr. Yorio served as the director of player medical services for the U.S. Open Tennis Championships in Flushing Meadows, N.Y. He was also team physician for the New York Islanders of the National Hockey League and has served as team physician for the University of Maryland at College Park, Hofstra University and Molloy College.



## MINDY BLACK

DIRECTOR OF PERFORMANCE NUTRITION

SEASONS WITH JAGUARS: 9

Mindy Black was hired as the team's director of performance nutrition on June 15, 2016, and is in her ninth season with the organization. She is responsible for designing the team's meals and personal nutrition plans in order to optimize player performance, recovery and injury prevention.

Black is board-certified in sports dietetics. Her past experience includes serving as a sports nutritionist for the University of Florida Athletic Association and Jacksonville University. She also owned a private practice in Jacksonville, where she worked with many professional and elite athletes of various sports.





# PERSONNEL



## ETHAN WAUGH

ASSISTANT GENERAL MANAGER

SEASONS WITH JAGUARS: 3

The Jaguars hired Ethan Waugh as the team's assistant general manager on May 18, 2022.

Waugh most recently served as the vice president of player personnel (2021-22) with the 49ers following three seasons as the director of college scouting and football systems for the team. Previously, Waugh worked alongside General Manager Trent Baalke in San Francisco for 12 seasons (2005-16). During Baalke's tenure as general manager of the 49ers (2011-16), Waugh served as the team's senior personnel assistant (2012-14) and senior player personnel coordinator (2015-17). From 2010 to 2016, 49ers players earned 24 All-Pro selections and 35 Pro Bowl nods.

Waugh began his career in the Bay Area as a personnel assistant (2004-08) before being promoted to the team's Midwest regional scout (2008-11). Prior to his career in the NFL, Waugh spent two seasons at Illinois Wesleyan University, where he served as the offensive coordinator, quarterbacks coach and recruiting coordinator. Waugh earned his first coaching opportunity as an assistant at Western Carolina University from 1997-2001. While with the Catamounts, he coached on both the offensive and defensive sides of the ball and assisted with special teams.

Waugh is originally from Vernon Hills, Ill. He played defensive back for two years at Lake Forest College before transferring to Lawrence University where he switched to the offensive side of the ball and played wide receiver and quarterback. He graduated from Lawrence with a degree in history and added a master's degree in American History from Western Carolina in 1999.

His father, Maury, coached football for more than 50 years while his brothers, Tucker and Adam, work in football as well. Tucker serves as executive director of player personnel at Army West Point while Adam is the head coach at Southeastern University.

He and his wife, Allison, have four sons: Spencer, Carter, Parker and Connor.



# PERSONNEL



## REGIS ELLER

DIRECTOR OF PLAYER PERSONNEL

SEASONS WITH JAGUARS: 4

Regis Eller enters his second season as the director of player personnel and fourth with the Jaguars. Regis originally joined the Jacksonville Jaguars in 2021 as Director of Pro Scouting.

Prior to his executive role with the Jaguars, Regis spent 13 seasons with the Los Angeles Chargers. During his time with the Chargers, he served as the Assistant Director of Pro Scouting (2019-2021) and as a Pro Scout (2017-2019). Before this opportunity, Eller spent five seasons as an area scout in the Northeast and Mid-Atlantic regions (2011-2016). He first landed with the Chargers as an Assistant to the Defensive Coaching Staff (2008).

Prior to working for the Chargers, Eller was a defensive coaching assistant for the Minnesota Vikings in 2005. He played collegiately at Northwestern University from 1999-2000. A native of Minneapolis, Eller's father, Carl Eller, played 16 NFL seasons, all but one with the Minnesota Vikings and was inducted into the Pro Football Hall of Fame in 2004.

In 2022, Eller was selected to participate in the NFL's inaugural Coach and Front Office Accelerator Program. The program is designed to provide senior women and minority prospects with leadership development sessions with football operations experts and facilitators, as well as time spent networking directly with club owners.



## MICHAEL DAVIS

DIRECTOR OF COLLEGE SCOUTING

SEASONS WITH JAGUARS: 4

Michael Davis is in his fourth season as the team's director of college scouting. He joined the Jaguars after spending four seasons with the Kansas City Chiefs as a personnel executive. While in Kansas City, he oversaw the scouting of top collegiate prospects. Davis joined the Chiefs after three seasons with the Philadelphia Eagles as the Midwest area scout (2013-14) and personnel executive (2015).

Prior to joining the Eagles, he spent 16 seasons with the New York Jets as an area scout (1997-2004) and national scout (2005-07) before being promoted to assistant director of college scouting (2008-12). Davis entered the NFL ranks as part of the NFL's Minority Internship Program during Washington's training camp in 1996.

Davis was a CIAA All-American wide receiver at Virginia State University, where he returned after graduation to coach the wide receivers and return specialists and served as the recruiting coordinator and liaison to professional teams. He was inducted into Virginia State's Athletic Hall of Fame on June 6, 1997. Davis and his wife, Pamela, have two daughters, Kamryn and Mia, and one son, Michael.





# PERSONNEL



## DEJUAN POLK

DIRECTOR OF PRO SCOUTING

SEASONS WITH JAGUARS: 9

DeJuan Polk was hired by the Jaguars as the team's assistant director of pro personnel on March 1, 2016. In 2023, Polk was promoted to director of pro scouting.

Polk is in his ninth season with the Jaguars after spending the previous 10 seasons with the Atlanta Falcons (2006-15), most recently as the pro personnel coordinator in 2015. Prior to serving as pro personnel coordinator, Polk spent three seasons (2012-14) as the director of pro scouting, where he oversaw all aspects of the pro scouting department, including preparation for free agency, advance scouting of upcoming opponents, management of the waiver wire and the evaluation of all players in the NFL and other professional leagues.

During the 2008 season, Polk served as a college scout for the Falcons, covering the Midwest region and conferences such as the Big Ten and Mid-American Conference. Polk began his tenure with the Falcons in 2006 as a pro personnel assistant, coordinating free agent workouts, maintaining the "short-list" and scouting future opponents.

In 2005, Polk served as the defensive tackles coach at South Carolina State. He spent the 2004 season as a Defensive Graduate Assistant at Clemson University following a four-year career (1999-2003) as a defensive tackle. He was captain of the 2003 team. Polk and his wife, Katrina, have one daughter, Yara, and one son, Wynston.



## JOHN STEVENSON

ASSISTANT DIRECTOR OF COLLEGE SCOUTING

SEASONS WITH JAGUARS: 5

John Stevenson is in his fourth season with the Jaguars and was recently promoted to assistant director of scouting in 2024. Stevenson enters his 10th year in an NFL scouting department, having previously spent six seasons with the 49ers scouting department in various roles, including the Nunn-Wooten Fellowship during training camp (2015), scouting assistant (2015-17) and area scout (2017-21).

Stevenson played for the Bemidji Axemen of the Indoor Football League and went to training camp with the Ottawa Redblacks of the Canadian Football League in 2015. In 2013, he signed with the New York Giants as an undrafted free agent.

As a senior at Georgia Southern in 2012, he led the team with 103 tackles. He was voted to the team's leadership council by his peers and was named a team captain. Additionally, Stevenson was the recipient of the 2012 Erk Russell Award, given in honor of the late Georgia Southern Head Coach Erk Russell to a player who exemplifies the traits needed to play for him. A native of Stone Mountain, Ga., Stevenson graduated from Georgia Southern in 2012 with a bachelor's degree in management as well as a minor in marketing.



# PERSONNEL



## TOM GAMBLE

SENIOR PERSONNEL EXECUTIVE

SEASONS WITH JAGUARS: 2

Tom Gamble returns to Jacksonville as a senior personnel executive after being hired on May 27, 2024

Gamble enters his 31st season in the NFL. He most recently spent the last two seasons as the director of player personnel for the University of Michigan (2022-23), who in 2023 were crowned the College Football Playoff National Champions. In 2021, he served as a senior personnel executive for Jacksonville.

He was the assistant general manager of the CFL's Montreal Alouettes in 2020 after serving as a senior advisor to the head coach and player personnel at the University of Michigan from 2017-19. Prior to his stint in Ann Arbor, Gamble was the assistant general manager for the San Francisco 49ers in 2016 after serving as a senior personnel executive in 2015. His return to the Bay Area followed his time in Philadelphia, where he was the vice president of player personnel for the Eagles from 2013-14.

In 2012, Gamble oversaw both the college and pro-personnel efforts for the 49ers while working closely with General Manager Trent Baalke. With assistance from Gamble and Baalke, the 49ers shared the NFL lead with nine Pro Bowl selections and advanced to three straight NFC Championship games and Super Bowl XLVII.

Prior to being named director of player personnel, Gamble served as the director of pro personnel for the previous seven seasons in San Francisco. Before his time with the 49ers, he served as a college scout for the Indianapolis Colts from 1998-2004. He also worked as a defensive assistant with the New York Jets for two seasons and had scouting roles with Carolina and Baltimore. Gamble earned his first scouting role in the NFL with Philadelphia in 1988.

Overall, Gamble has helped produce 12 playoff teams, including five with Indianapolis, five with Philadelphia and two with San Francisco.



## RYAN STAMPER

NATIONAL SCOUT

SEASONS WITH JAGUARS: 4

Ryan Stamper is in his fourth season with the Jacksonville Jaguars and first season as a national scout after previously serving as the director of player assessment. He is tasked with evaluating college players nationally and assessing if they fit the Jaguar culture.

A Jacksonville native, he attended First Coast High School and spent nine seasons of his career overseeing player development at Ohio State, where he was promoted to assistant athletic director for player development in 2018. Stamper built the "Real Life Wednesday" program while also helping players gain internships, job shadowing opportunities and other community service initiatives.

In his nine seasons with the Buckeyes, the team made four College Football Playoff appearances.

As a linebacker, Stamper played at the University of Florida, where he was a two-time captain and two-time member of the SEC Academic Honor Roll. The All-SEC honoree was a member of the 2006 and 2008 national championship teams. He won the team's Forrest K. "Fergie" Ferguson Award as a senior, which goes to the senior who displays outstanding leadership, character and courage.

After graduating with a degree in criminology, Stamper worked for the Titusville (Fla.) Police Department before moving to Columbus. He has a 10-year-old daughter, Ryah.







## CHRIS ASH

PRO SCOUT

SEASONS WITH JAGUARS: 2

SEASONS WITH NFL: 4

Chris Ash was hired as a pro scout on May 27, 2024. Ash enters his fourth season in the NFL and returns to Jacksonville after spending the last two seasons (2022-23) as the defensive backs coach for the Las Vegas Raiders.

Ash entered the NFL in 2021 as the Jaguars defensive backs/safeties coach after a 24-year career as a college coach including roles as head coach at Rutgers and defensive coordinator at Texas, Ohio State, Wisconsin and Arkansas.

Ash helped lead the Ohio State defense when the Buckeyes won the 2014 National Championship.

In 2020, served as defensive coordinator at Texas and helped guide the Longhorns to a 7-3 overall record and a victory in the Alamo Bowl. Prior to that, Ash spent three-plus seasons as head coach at Rutgers, including a 2017 season that saw the team match its program record for victories in Big Ten play, its first year in the conference.

Ash spent eight years in the Big Ten Conference, including four as a defensive coordinator with four Big Ten championships. In his six seasons total as a defensive coordinator, including 2013 at Arkansas, Ash led four groups that ranked in the top 25 statistically, including a top-10 defensive unit in 2015 at Ohio State.

OSU's defense ranked 19th nationally in total defense and 26th in scoring defense. The Buckeyes also ranked fourth nationally with 24 interceptions in a Big Ten and National Championship season.

In 2015, the Ohio State defense continued its strides under Ash, ranking second nationally in scoring defense, ninth in total defense and ninth in sacks. The No. 7 Buckeyes defeated No. 8 Notre Dame, 44-28, in the Fiesta Bowl, finishing the year with a 12-1 record and a No. 4 ranking in both The Associated Press and Coaches polls.

DE Joey Bosa was twice a unanimous First-Team All-American in 2014 and 2015 and Big Ten Defensive Lineman of the Year. The 2016 NFL Draft saw numerous players from Ash's unit selected, including the first defensive player in Bosa, who was picked third by the San Diego Chargers. In all, the draft featured six players from the Ohio State defense, all in the first four rounds with three in the first round. Along with Bosa, CB Eli Apple was chosen 10th overall by the New York Giants, and LB Darron Lee was selected 20th by the New York Jets.

Prior to taking over the OSU defense, Ash held the defensive coordinator post and coached the secondary at Arkansas in 2013. He helped improve Arkansas' pass defense in his one season in Fayetteville, with the Razorbacks defense finishing 72nd nationally in passing yards allowed after ranking 113th in 2012.

Ash was first promoted to the level of defensive coordinator at a Power Five school while at Wisconsin, where he spent three seasons, the last two of which were as coordinator (2011-12) with the first as defensive backs coach (2010). His 2011 defense ranked fourth nationally in fewest passing yards allowed, 13th in scoring defense and 15th in total defense. In 2012, the Badgers defense again ranked 15th nationally in total defense as well as 17th in scoring defense.

Ash began his coaching career as a defensive graduate assistant at his alma mater, Drake, in 1997. He was promoted to defensive coordinator for the next two seasons before moving on to Iowa State in 2000. Ash spent eight seasons over two different stints in Ames. Ash progressed from a graduate assistant with the Cyclones in 2000-01 to defensive backs coach for a total of six seasons, adding the title of recruiting coordinator for 2006 and 2009.

Ash spent the 2007 and 2008 seasons at San Diego State as the defensive backs coach and recruiting coordinator under Head Coach and College Football Hall of Fame inductee Chuck Long.

A native of Ottumwa, Iowa, Ash earned his undergraduate degree from Drake in 1996 and was a two-time letter winner at defensive back for the Bulldogs. He is one of three from that era of Drake football who became an FBS head coach, joining Dave Doeren (North Carolina State) and Charlie Partridge (formerly with Florida Atlantic). Ash completed his master's degree in education from Iowa State in 2005.

Ash and his wife, Doreen, are the parents of a son, Brady, and a daughter, Alexis. Ash also has a son, Tanner, and a daughter, Jacey.



# PERSONNEL



## GEEP CHRYST

PRO SCOUT

SEASONS WITH JAGUARS: 2

Geep Chryst is in his second season as a pro scout for the Jaguars. He most recently served as the tight ends coach/offensive coordinator for the University of California, Berkeley (2021-22). After thirty-plus years as a coach in both the NFL and collegiate ranks, 2023 marked Chryst's first season in a scouting department.

Chryst brings a wealth of NFL experience to Jacksonville including two seasons as an offensive coordinator for the San Diego Chargers (1999-2000). He also worked previously with Jaguars General Manager Trent Baalke with the San Francisco 49ers (2011-15). While Baalke was the general manager, Chryst served as the quarterbacks coach for four seasons and offensive coordinator for one. He also tutored the tight ends at Carolina for five seasons (2006-10) and had two coaching stints with Arizona (1996-98, 2001-03), coaching the tight ends in his first season with the Cardinals in 1996 and quarterbacks in his final five. Chryst started his NFL coaching career in Chicago (1991-95) working in quality control and as the Director of Research.

He coached previously in the collegiate ranks in 1987 as the quarterbacks coach at Wisconsin-Platteville. Chryst was also an offensive graduate assistant at Wisconsin for one season in 1988 and spent two campaigns at Wyoming coaching the offensive line (1989) and quarterbacks (1990) before his first NFL position with the Bears in 1991.

Chryst comes from a strong football and athletics family that includes his late father George who was the former Wisconsin-Platteville head football coach and athletic director and also coached for the University of Wisconsin. His brother Paul was the head coach at Wisconsin while his other brother Rick was the commissioner of the Mid-American Conference. His oldest son Keller played quarterback at the University of Tennessee and Stanford and his son Jackson played quarterback at Oregon State and the University of Wisconsin-Whitewater.



## JASON DESJARLAIS

PRO SCOUT

SEASONS WITH JAGUARS: 18

Jason DesJarlais is in his 18th season with the Jaguars and his first as a Pro Scout after serving 17 seasons in various roles. He joined the Jaguars as the BLESTO scout for the Southeast area on May 18, 2007. Prior to joining the Jaguars, he was the special teams coordinator/defensive assistant at Yale University. While at Yale, he served as a scouting intern with the Jaguars in 2006.

Prior to coaching at Yale, DesJarlais worked as the special teams/recruiting coordinator and secondary coach at Jacksonville University (2005-06) and served as the defensive coordinator/recruiting coordinator at the University of San Diego from 2002-05, including a stint in 2003 as the interim head coach. From 2000-02, he worked as a defensive line and strength coach at Bates College. Prior to that, he coached the defensive line unit at both San Diego (1999-2000) and Humboldt State University (1997-99) as well as the University of Montana Western from 1996-97.

DesJarlais attended the University of Montana Western, playing defensive end from 1992-95 and twice earning All-America honors (1994-95). He was also named Defensive MVP of the 1996 National All-Star Game. On Sept. 26, 2015, he was inducted into the University of Montana Western Hall of Fame and is a member of the 1994 Hall of Fame Football Team. DesJarlais graduated with a bachelor's degree in education, in addition to earning a master's degree in science, with an emphasis in physiology, from Humboldt State University.





# PERSONNEL



## HOLDEN MCABEE

COLLEGE SCOUT

SEASONS WITH JAGUARS: 3

Holden McAbee is in his third season with the Jaguars and first as a college scout, where his primary responsibility is conducting player evaluations in the Southwest area. McAbee spent his first two seasons with the Jaguars (2022-2023) as a scouting assistant, helping cover parts of the Midwest, Southeast, and Northeast regions for the college department. He also assisted with weekly advance scouting reports and evaluations for the pro department.

Prior to joining the Jaguars, McAbee served as director of player personnel at Gardner-Webb University (2021) where he led the evaluations and operations of the recruiting department. Gardner-Webb's 2022 signing class featured the two highest-rated recruits in program history and was considered the best signing class in program history. In 2020, he served as a personnel assistant at his alma mater, the University of South Carolina.

The Greer, S.C. native graduated from the University of South Carolina with degrees in management and marketing and a minor in sport and entertainment management.



## DAVE MCCLOUGHAN

COLLEGE SCOUT

SEASONS WITH JAGUARS: 4

Dave McCloughan enters his fourth season with the Jaguars and currently serves as a college scout. McCloughan has had stops with the Oakland Raiders where he was a college scout (1996-04 & 2011-19) and the San Francisco 49ers where he served as the director of college scouting (2005-10).

McCloughan played cornerback in the NFL for four seasons. He was originally drafted in the third round by the Colts in the 1991 NFL draft. He spent one season in Indianapolis and then spent one season with the Packers. He then signed with the Seahawks and spent the 1993 and 1994 seasons in Seattle. For his career, McCloughan recorded 42 total tackles and five passes defended in 48 games.

McCloughan's father, Kent McCloughan, played cornerback for the Raiders from 1965 to 1970. His brother, Scot McCloughan, served as the GM for the Washington Football Team (2015-16) and the San Francisco 49ers (2005-10).

The San Leandro, Calif. native played four seasons at the University of Colorado (1986-90) and was a member of the 1991 National Championship team.



# PERSONNEL



## MARTY MILLER

COLLEGE SCOUT

SEASONS WITH JAGUARS: 23

Marty Miller is in his 23rd season with the Jaguars, originally joining the organization on Feb. 21, 2002. He is in his 12th season as the West Coast regional scout. In addition to covering the West Coast, Miller has additional pro personnel responsibilities scouting select free agents on NFL rosters.

Previously, Miller worked in the Northeast as a regional scout. In his initial season in Jacksonville, he worked as the team's scouting assistant. In that capacity, he assisted the pro scouting department in evaluating players in NFL Europe, the CFL, the Arena League and doing advance scouting of NFL teams and their practice squads. Miller also served as coordinator of football administration for the Los Angeles Xtreme of the XFL and worked as a part-time staff assistant for the San Diego Chargers and the Kansas City Chiefs. He is the son of Les Miller, a longtime NFL personnel director.

Diagnosed with Young Onset of Parkinson's Disease in 2009, Miller hopes to use his platform as a representative of the NFL as a springboard to Parkinson's awareness and education. A graduate of Pacific Christian College, he and his wife, Kerinda, live in Boise, Idaho, with their daughter, Adesa, and son, Gannon.



## COREY PETERS

COLLEGE SCOUT

SEASONS WITH JAGUARS: 1

Corey Peters is entering his first season as a college scout with the Jaguars.

A longtime NFL defensive lineman, Peters played five seasons in Atlanta (2010-14) and six in Arizona (2016-21). He finished his career in Jacksonville in 2022, helping the Jaguars to the divisional round of the playoffs. Peters appeared in 164 career games and made 135 starts. He totaled 336 tackles, 55 tackles for loss and 19 sacks.

The Louisville, Ky. native was drafted by the Falcons in the third round (83rd overall) of the 2010 Draft out of Kentucky, where he earned a bachelor's degree in secondary education. In June of 2019, Peters was inducted into the Kentucky Pro Football Hall of Fame.





# PERSONNEL



## ANTONIO ROBINSON

COLLEGE SCOUT

SEASONS WITH JAGUARS: 12

Antonio Robinson was hired by the Jaguars in May 2013 and is in his 12th season in the NFL. He was promoted to college scout in June 2016. He is responsible for scouting the Central region, covering Arkansas, Kentucky, Mississippi, Missouri, Ohio and Tennessee. Robinson provides reports on the top players from those states.

Robinson is a Tallahassee, Fla. native who has three years of coaching experience at the high school level. He served as the running backs coach at Leon High School, where he was responsible for conducting drills and helping develop game plans. Robinson graduated from Florida State University in the spring of 2013 with a bachelor's degree in sport management. His brother, Anthony, is the assistant general manager for the Tennessee Titans.



## JOSH SCOBEY

COLLEGE SCOUT

SEASONS WITH JAGUARS: 1

SEASONS WITH NFL: 15

Josh Scobey is in his first season with the Jaguars as a college scout. Before arriving in Jacksonville, he spent 12 seasons (2010-23) with the Arizona Cardinals' scouting department.

Scobey most recently served as director of college scouting for the Cardinals (2022-23). In this position, he was responsible for compiling evaluations of all collegiate players for the NFL Draft as well as managing the team's college scouting staff. He started out with Arizona as a scouting intern in 2010 and went on to serve as a scouting assistant (2012), pro scout (2013), area scout (2014-18) and western regional scout (2019-21) before his most recent role.

A sixth-round pick (185th overall) of the Cardinals in the 2002 NFL Draft, Scobey played in 62 games over six seasons in the NFL as a running back/kick returner with Arizona (2002-04), Seattle (2005-06; 2007-08) and Buffalo (2007). He finished his playing career with 186 returns for 4,160 yards and one touchdown.

Scobey graduated from Kansas State with a bachelor's degree in social science.



# PERSONNEL



## MICKEEL STEWART

COLLEGE SCOUT

SEASONS WITH JAGUARS: 3

Mickeel Stewart is in his third season with the Jaguars and his first as a college scout, where his primary responsibility is conducting player evaluations in the Midwest area. During his first two seasons with the Jaguars (2022-2023), he helped cover parts of the Northeast and Midwest. He also assisted with player evaluations for the pro department.

Prior to joining the Jaguars, Stewart served as the Assistant Director of scouting and recruiting communications at West Virginia University (2021) where he led the communications department while conducting high school and transfer portal evaluations for the personnel department. In 2020, he served as a recruiting assistant at Northwestern University.

The Oswego, Ill. native graduated from Washburn University with degrees in Law/Legal Studies and a minor in criminal justice.



## RICKY THOMAS JR.

COLLEGE SCOUT

SEASONS WITH JAGUARS: 5

Ricky Thomas Jr. is entering his fifth season with the Jaguars and third as a college scout. He was originally hired in July 2020 as a scouting assistant and promoted to NFS combine scout in June 2021. In 2022, Thomas' title changed to area scout and is responsible for the southeast region.

Thomas played football at the University of Nevada-Reno for three seasons (2015-17) and he was a grad transfer at Norfolk State where he played for two seasons (2018-19). He received his bachelor's in journalism from the University of Nevada-Reno and his master's in media communications from Norfolk State.

In his final season at Norfolk State in 2019, Thomas was named a semi-finalist for the William V. Campbell trophy. The award recognizes an individual as the absolute best football scholar-athlete in the nation for his combined academic success, football performance and exemplary leadership.

Thomas' father, Ricky, coached in the NFL and collegiately from 1988 to 2018. His stops in the NFL include the Tampa Bay Buccaneers and the Indianapolis Colts. Thomas Jr. is originally from Indianapolis, Ind.



# PERSONNEL



## TYLER WALKER

COLLEGE SCOUT

SEASONS WITH JAGUARS: 4

Tyler Walker enters his fourth season for the Jaguars and first as a college scout. His primary responsibilities include conducting player evaluations and identifying upcoming draft prospects in the West Coast Area.

Prior to joining the Jaguars, Walker worked as pro liaison for the University of Oregon for two seasons (2020-21). While enrolled at Oregon, Walker served as a student recruiting assistant (2015-16), offensive line student coach (2017) and special assistant to the head coach and recruiting analyst (2018-20).

The Tigard, Ore. native graduated from the University of Oregon with a degree in sports administration in 2019.



## MIMI BOLDEN-MORRIS

SCOUTING ASSISTANT

SEASONS WITH JAGUARS: 1

Mimi Bolden-Morris is entering her first season with the Jaguars after serving as the director of operations for women's basketball at the College of William & Mary in 2023.

Before arriving at William & Mary, Bolden-Morris spent the 2022 season as an offensive graduate assistant/assistant quarterbacks coach for the University of Michigan Wolverines. She became the first woman to join a Power 5 program's staff since Carol White in the 1980s, and the first-ever female graduate assistant in the Big Ten. That season, Michigan finished 13-1, captured the Big Ten Championship and advanced to the College Football Playoff.

Bolden-Morris earned a bachelor's degree in communications from Boston College and was a member of their basketball team. She earned All-ACC Freshman Team honors following the 2017-18 season, setting the program freshman record for three-pointers with 80.

In 2022, she earned her master's degree in sports management from Georgetown. She served as a team captain for the Hoyas from 2021-22, finishing her career as the team's leading scorer and the Big East's leader in three-pointers.





# PERSONNEL



## AUSTIN LEAKE

SCOUTING ASSISTANT

SEASONS WITH JAGUARS: 1

Austin Leake is entering his first season with the Jaguars. Most recently, he served as the director of player personnel at Army West Point (2023-24) where he signed a class of over 100 future cadets. In 2023, he held the same title at Eastern Illinois University.

Leake spent the 2022 season as tight ends coach at Henderson University. Leake was previously a longtime high school coach, serving as an assistant at Bowling Green High School (2015-21) before taking over as head coach at Mark Twain High School in 2021. In his one season as head coach, the team went 10-2 for the second-winningest season in school history.

Leake graduated from Northwest Missouri State University in 2015 with a degree in physical education. He then earned his Master of Education in athletic administration in 2017 from William Woods University.



## MAX ROSENTHAL

SCOUTING ASSISTANT

SEASONS WITH JAGUARS: 1

Max Rosenthal enters his first season with the Jaguars as a scouting assistant. Most recently, Rosenthal served as an offensive and special teams quality control coach at the University of Illinois (2023). In 2022, he was a student coach for the football program.

The Chicago-area native was a two-year starter at fullback for Michigan State University prior to spending the final year of his playing career at Illinois. He earned a bachelor's degree in advertising management from Michigan State in 2021, and a master's degree in strategic brand communication from Illinois in 2022.



# PERSONNEL



## TRIP MACCRACKEN

DIRECTOR OF PLAYER FINANCE

SEASONS WITH JAGUARS: 4

Trip MacCracken is in his fourth season with the Jacksonville Jaguars as the team's director of player finance. He previously served as the team's director of roster management from 2021-22.

MacCracken enters his 23rd season in professional football, last serving in the NFL from 2010-17 as the director of football administration for the Kansas City Chiefs. He served as the director of player personnel for both the XFL's New York Guardians in 2020 and the Arizona Hotshots (AAF) in 2019. He also worked as a college scout for the Reese's Senior Bowl in the fall of 2017 and spring of 2018.

Prior to his time in Kansas City, he was the director of football administration from 1999-2009 for the Cleveland Browns, where his duties included contract negotiations and salary cap management, in addition to other responsibilities in football operations. Prior to his time in the NFL, MacCracken completed an internship at the NFL Management Council in 1998.

A native of Hudson, Ohio, MacCracken attended Hawken School in Gates Mills, Ohio. He earned a degree from the Duke University School of Law after graduating cum laude from Hamilton College in Clinton, N.Y. He and his wife, Beth, have three children: AJ, Ellie, and Tristan.



## TIM WALSH

DIRECTOR OF FOOTBALL ADMINISTRATION

SEASONS WITH JAGUARS: 27

Tim Walsh was named the Jaguars director of football administration in 2007. He is in his 27th year with the Jaguars organization and works closely with General Manager Trent Baalke and Head Coach Doug Pederson.

Walsh's responsibilities include managing the Jaguars' salary cap, developing the Jaguars' strategic planning, crafting contract proposals and parameters, negotiating player contracts and budgeting and coordinating the Jaguars' compliance with the NFL's Collective Bargaining Agreement and NFL Player Personnel rules.

Walsh started his NFL career in 1996 with the NFL Management Council, for which he monitored the league-wide salary cap and analyzed NFL player contracts. Walsh graduated summa cum laude in accountancy from the University of Notre Dame and earned his master's degree in sport management from the University of Richmond. He is a member of the Leadership Jacksonville Class of 2012.



# PERSONNEL



## MARCUS POLLARD

DIRECTOR OF PLAYER ENGAGEMENT AND YOUTH FOOTBALL

SEASONS WITH JAGUARS: 11

Marcus Pollard is in his 11th season as director of player engagement for the Jaguars after being named to the post on March 24, 2013. In his current role, Pollard coordinates all team life skills programming as well as the Jaguars rookie club and NFL Rookie Success Program. In addition, Pollard has a burning passion for developing people as he works closely with players on continuing education, career internships, professional development, employee assistance and financial education. He is also a polished public speaker.

Pollard played 14 seasons (1995-2008) in the NFL as a tight end and spent time with Indianapolis, Detroit, Seattle, New England and Atlanta. He earned a roster spot in 1995 with the Colts after a tryout during training camp. He went on to play in 192 games with 131 starts and recorded 349 receptions for 4,280 yards and 40 touchdowns. A native of Lanett, Ala., Pollard played basketball at Bradley University for two years after transferring from Seward County Community College in Liberal, Kan. He did not play collegiate football. Following his retirement, Pollard served as an assistant coach at Lanett High School in Alabama from 2008-12.

He and his wife, Amani, were cast members of the reality television show *The Amazing Race* in 2011. The couple has two sons, Myles Ashton and Micah Jayden, and two daughters, Aja Amani and Ayris Mae.





# FOOTBALL OPERATIONS



## HAMZAH AHMAD

DIRECTOR OF FOOTBALL OPERATIONS

SEASONS WITH JAGUARS: 12

Hamzah Ahmad is in his 12th season as director of football operations with the Jaguars. He oversees team logistics for away games, London, and is involved with various football-related projects including the new football facility, Miller Electric Center. Ahmad has also served as an NFL Football Operations Team Liaison for Super Bowl 50, LVI, and LVIII.

Prior to joining the Jaguars, Ahmad spent eight seasons with the Atlanta Falcons (2005–12) in various roles and most recently as the senior event marketing/travel advance coordinator. He began his career as a training camp intern with the Falcons and completed a total of three internships with Atlanta before being hired as a full-time staff member.

Ahmad is originally from Pakistan and moved to Jacksonville with his family when he was 12 years old. He attended Nease High School in Jacksonville and graduated with a bachelor's degree in business administration from the University of Florida in 2004. Ahmad and his wife, Brandi, have two sons, Jayden and Mayson.



## MIKE PERKINS

SENIOR DIRECTOR OF FOOTBALL TECHNOLOGY AND SPECIAL PROJECTS

SEASONS WITH JAGUARS: 31

Mike Perkins is in his 31st year with the Jaguars. His primary role is overseeing the football technology department for football operations, but he has worn many hats since joining the Jaguars in 1994. The football technology department manages all IT needs for the football side of the organization. Perkins was instrumental in assisting with IT needs for the first virtual NFL Draft in league history in 2020.

After 18 years as the Jaguars' video director, Perkins was promoted in 2012 to his new role as director of football technology and facilities. Perkins' duties included the design and construction of the Jaguars' locker room upgrade at TIAA Bank Field, in addition to the design, planning and implementation of office space and technology for the football facilities.

In 2013, he served as project manager for phase two of the construction, bringing a new training room, rehab room and coaches offices online. He also oversaw the design and construction of the new Jaguars football facilities. Another new initiative under Perkins' direction was the implementation of Microsoft Surfaces for use by all coaches, scouts and players to view practice and game video. His group is also incorporating a new scouting system on the Surfaces to increase efficiency.

Perkins' responsibilities continue to include the shooting, compiling and editing of all game and practice video for coaches' and scouting analysis, cataloging NFL and college game video and producing "cut-ups." He also manages all video equipment and design of the Jaguars' video department, including applying the team's state-of-the-art XOS editing system and researching new technologies as they become available.

One of seven current staff members who joined the franchise in 1994, Perkins was hired by the Jaguars on May 12, 1994, after serving as a video coordinator for three years at Syracuse University. Prior to that, he served with the Tampa Bay Buccaneers as an assistant video director from 1987-90. Perkins was born May 24, 1967, in Tuscaloosa, Ala. Perkins and his wife, Jennifer, and sons, Tyler and Barrett, live in Jacksonville.



# FOOTBALL OPERATIONS



## RYAN PAGANETTI

DIRECTOR OF FOOTBALL ANALYTICS

SEASONS WITH JAGUARS: 3

Ryan Paganetti enters his third season with the Jacksonville Jaguars as Director of Football Analytics. Paganetti spent the 2015-2020 NFL seasons with the Philadelphia Eagles working in coaching analytics as well as assisting with the Eagles LBs.

During Doug Pederson's five-year tenure as head coach, Paganetti conducted research and analysis to assist the team's effort in game planning and game management decisions. He served all five seasons as the team's game manager, communicating data-driven information during games to assist the head coach with critical decision-making, including fourth downs, two-point conversions, and clock management. In Pederson's five-year stretch, the Eagles led the NFL in total fourth-down attempts by 20 percent and led the NFL in two-point conversion attempts by 60%. This includes converting two fourth downs in the team's Super Bowl championship against New England.

Paganetti originally started working with the linebackers in 2017 as a coaching assistant, before later being promoted to Assistant Linebackers Coach/Game Management. During his stretch working with the defense, the team ranked third in third-down defense (35.9 percent), sixth in red-zone defense (52.7 percent), third in rushing defense (99.1 yards per game) and seventh in sacks (208). In the 2020 season, undrafted linebacker Alex Singleton finished with 120 tackles in only 11 starts.

Prior to entering the NFL, Paganetti spent three seasons (2012-2014) as an assistant coach at the Belmont Hill School. The Bedford, Ma. native played running back at Dartmouth College and graduated with a degree in economics.



## GEORGE PELLICER

HEAD EQUIPMENT MANAGER

SEASONS WITH JAGUARS: 22

George Pellicer enters his third season as the head equipment manager for the Jacksonville Jaguars having previously served as one of the team's assistant equipment managers from 2005-2021. Pellicer, who interned with the Jaguars from 2003-04, attended Florida State from 1999-02 where he worked as a student manager.

In Pellicer's current role, he is responsible for overseeing the distribution, safety and maintenance of player equipment, daily upkeep of the locker room and coordinating travel logistics for all Jaguars-related equipment on road trips. Pellicer is the primary equipment contact for fitting helmets and shoulder pads for all Jaguars players.

A St. Augustine native, Pellicer and his wife, Leslie, have two daughters, Abbie and Sophia, and one son, Mason.





# YASIR ABDULLAH | 56

**POSITION:** LINEBACKER  
**HT:** 6-1 | **WT:** 240 | **DOB:** 4-12-2000  
**COLLEGE:** LOUISVILLE  
**HOMETOWN:** MIRAMAR, FLA.  
**ACQ:** D5-'23  
**EXP:** 2nd YEAR

@AbYasiir  
 yasirabdullah\_22

## KEY TRANSACTIONS

- Originally drafted by Jacksonville in the fifth round (136th overall) in the 2023 Draft

## PRO

### 2023 (Jaguars)

- Appeared in five games as a rookie
- 10/8 at BUF:** Recorded one quarterback hit
- 10/1 vs. ATL:** Recorded one solo tackle
- 9/10 at IND:** Saw action in first-career NFL game

## COLLEGE

- Finished his career at Louisville eighth in career sacks (23.5) and second in tackles for loss (43)
- Recorded 210 total tackles (124 solo) in five seasons
- In 2022, was named first-team All-ACC... Led the conference with 9.5 sacks which ranked 15th in the nation
- Played in the East-West Shrine Game

## PERSONAL

- His father, Xavier McCray, played football at Florida
- Majored in Sports Administration
- Favorite athlete growing up was Bills OLB Von Miller

## YASIR ABDULLAH'S NFL REGULAR SEASON DEFENSIVE STATISTICS

DATE	TEAM	GP	TACKLES							INTERCEPTIONS					O. FUMB				ST				MISC				
			GS	TK	S	A	TFL	YDS	SK	YDS	QBH	NO	YDS	LG	TD	PD	FF	FR	TD	YDS	TK	S	A	FF	FR	S	A
2023	Jaguars	5	0	1	1	0	0	0	0.0	0.0	1	0	0	0	0	0	0	0	0	0	0	0	0	0	0	0	0
<b>NFL TOTALS</b>		<b>5</b>	<b>0</b>	<b>1</b>	<b>1</b>	<b>0</b>	<b>0</b>	<b>0</b>	<b>0.0</b>	<b>0.0</b>	<b>1</b>	<b>0</b>	<b>0</b>	<b>0</b>	<b>0</b>	<b>0</b>	<b>0</b>	<b>0</b>	<b>0</b>	<b>0</b>	<b>0</b>	<b>0</b>	<b>0</b>	<b>0</b>	<b>0</b>	<b>0</b>	

## 2023 GAME-BY-GAME REGULAR-SEASON STATISTICS (JAGUARS)

DATE	OPPONENT	P/S	TACKLES							INTERCEPTIONS					O. FUMB				ST				MISC		SCORE			
			TK	S	A	SK	YDS	TFL	YDS	QBH	NO	YDS	LG	TD	PD	FF	FR	TD	YDS	TK	S	A	FF	FR		S	A	W/L
09/10	at Colts	P	0	0	0	0.0	0.0	0	0	0	0	0	0	0	0	0	0	0	0	0	0	0	0	0	0	0	W	31-21
09/17	Chiefs	P	0	0	0	0.0	0.0	0	0	0	0	0	0	0	0	0	0	0	0	0	0	0	0	0	0	0	L	9-17
09/24	Texans	P	0	0	0	0.0	0.0	0	0	0	0	0	0	0	0	0	0	0	0	0	0	0	0	0	0	L	17-37	
10/01	Falcons	P	1	1	0	0.0	0.0	0	0	0	0	0	0	0	0	0	0	0	0	0	0	0	0	0	0	W	23-7	
10/08	at Bills	P	0	0	0	0.0	0.0	0	0	1	0	0	0	0	0	0	0	0	0	0	0	0	0	0	0	W	25-20	
10/15	Colts																									W	37-20	
10/19	at Saints																									W	31-24	
10/29	at Steelers																									W	20-10	
11/12	49ers																									L	3-34	
11/19	Titans																									W	34-14	
11/26	at Texans																									W	24-21	
12/04	Bengals																									L	31-34+	
12/10	at Browns																									L	27-31	
12/17	Ravens																									L	7-23	
12/24	at Buccaneers																									L	12-30	
12/31	Panthers																									W	26-0	
01/07	at Titans																									L	20-28	
<b>2023 TOTALS</b>		<b>5-0</b>	<b>1</b>	<b>1</b>	<b>0</b>	<b>0.0</b>	<b>0.0</b>	<b>0</b>	<b>0</b>	<b>1</b>	<b>0</b>	<b>0</b>	<b>0</b>	<b>0</b>	<b>0</b>	<b>0</b>	<b>0</b>	<b>0</b>	<b>0</b>	<b>0</b>	<b>0</b>	<b>0</b>	<b>0</b>	<b>0</b>	<b>0</b>	<b>0</b>	<b>9-8</b>	

+ - Overtime









## C.J. BEATHARD | 3

**POSITION:** QUARTERBACK  
**HT:** 6-2 | **WT:** 215 | **DOB:** 11-16-1993  
**COLLEGE:** IOWA  
**HOMETOWN:** FRANKLIN, TENN.  
**ACQ:** UFA (S.F.)-'21  
**EXP:** 8th YEAR

 @cjbeathard  
 @ceejaybeat\_hard

### KEY TRANSACTIONS

- Originally drafted by San Francisco in the third round (107th overall) in the 2017 Draft
- Signed by Jacksonville as an unrestricted free agent on 3/24/21

### PRO

#### 2023 (Jaguars)

- Appeared in seven games (one start) and completed 40 passes on 53 attempts for 349 yards and one touchdown
- **12/31 vs. CAR:** Started at quarterback and completed 17 of 24 passes for 178 yards... Rushed three times for 24 yards
- **12/24 at T.B.:** Replaced Trevor Lawrence at quarterback in the fourth quarter after Lawrence left the game with a shoulder injury... Completed 11 of 15 passes for 94 yards and one touchdown... Rushed one time for six yards
- **12/4 vs. CIN:** Replaced Trevor Lawrence at quarterback in the fourth quarter after he left with an ankle injury... Completed nine passes on 10 attempts for 63 yards... Rushed for seven yards on one attempt

#### 2022 (Jaguars)

- Saw action in four games in 2022
- **1/1 at HOU:** Replaced QB Trevor Lawrence in the third quarter and completed five of eight passes for 29 yards

#### 2021 (Jaguars)

- Appeared in two games in 2021
- **11/7 vs. BUF:** Replaced QB Trevor Lawrence in the second quarter after Lawrence briefly left the game with an ankle injury... Finished the game 2-of-2 for 33 yards

#### 2020 (49ers)

- Appeared in six games (two starts) and completed 66 of 104 attempts for 787 yards and six TDs.

#### 2019 (49ers)

- Did not play

#### 2018 (49ers)

- Played in six games (five starts) and completed 102 of 169 attempts for 1,252 yards and eight TDs
- **9/30 at LAC:** Completed 23 of 37 attempts for 298 yards and tied his career high with two TDs

#### 2017 (49ers)

- Played in seven games (five starts) and completed 123 of 224 attempts for 1,430 yards and four TDs. Set the single-season franchise record for attempts (224), completions (123) and passing yards (1,430) by a rookie quarterback
- Added 26 carries for 136 yards and three TDs rushing
- His three rushing TDs set the single-season franchise record for rushing TDs by a rookie quarterback

### COLLEGE

- In four seasons with Iowa, played in 41 games (28 starts) and completed 454 of 782 attempts for 5,562 yards, 40 TDs and 19 INTs
- Finished his collegiate career ranked sixth in school history in career TD passes (40), seventh in completions (454) and attempts (782) and eighth in passing yards (5,562)
- In 2016, he was named a captain and earned Academic All-Big Ten and honorable mention All-Big Ten honors
- As a junior, he was named the team's Most Valuable Player (offense) and was named a captain
- Also earned Second-Team All-Big Ten honors, the "Extra Heartbeat" Award (offense) and Players' Choice Award (offense)

### PERSONAL

- Attended Battle Ground Academy (Franklin, Tenn.) and led the state of Tennessee in passing yards, completions and TDs as a junior and senior
- Earned first-team all-state honors and was runner-up for the "Mr. Football Award" in Tennessee as a senior
- Four-year letterman in both football and baseball
- Born Casey Jarrett Beathard



- Majored in leisure studies (recreation and sport business) at Iowa
- Has one daughter named Lyla and is expecting another child in January with his wife Madelyn
- His dad Casey Beathard is a country music songwriter and his brother Tucker is a country music singer
- His grandfather Bobby Beathard was inducted into the Pro Football Hall of Fame in 2018 for his role as the GM of the Commanders and Chargers.... In 38 seasons as an NFL executive, he appeared in seven super bowls winning four

### C.J. BEATHARD'S NFL REGULAR SEASON PASSING STATISTICS

DATE	TEAM	GP	GS	ATT.	CMP.	PCT.	YDS	AVG.	TD	INT.	LG	SK	LST	RATE
2017	49ers	7	5	224	123	54.9	1,430	6.4	4	6	83t	19	141	69.2
2018	49ers	6	5	169	102	60.4	1,252	7.4	8	7	82t	18	156	81.8
2019	49ers	0	0	0	0	0.0	0	0.0	0	0	0	0	0	0.0
2020	49ers	6	2	104	66	63.5	787	7.6	6	0	49t	9	71	105.7
2021	Jaguars	2	0	2	2	100.0	33	16.5	0	0	28	0	0	118.8
2022	Jaguars	4	0	11	7	63.6	35	3.2	0	1	11	1	5	30.5
2023	Jaguars	7	1	53	40	75.5	349	6.6	1	0	48	6	27	98.7
<b>TOTALS</b>		<b>32</b>	<b>13</b>	<b>563</b>	<b>340</b>	<b>60.4</b>	<b>3,886</b>	<b>6.9</b>	<b>19</b>	<b>14</b>	<b>83T</b>	<b>53</b>	<b>400</b>	<b>82.1</b>

### C.J. BEATHARD'S NFL POSTSEASON PASSING STATISTICS

DATE	TEAM	GP	GS	ATT.	CMP.	PCT.	YDS	AVG.	TD	INT.	LG	SK	LST	RATE
2019	49ers	0	0	0	0	0.0	0	0.0	0	0	0	0	0	0.0
2022	Jaguars	0	0	0	0	0.0	0	0.0	0	0	0	0	0	0.0
<b>TOTALS</b>		<b>0</b>	<b>0</b>	<b>0</b>	<b>0</b>	<b>0.0</b>	<b>0</b>	<b>0.0</b>	<b>0</b>	<b>0</b>	<b>0</b>	<b>0</b>	<b>0</b>	<b>0.0</b>

### C.J. BEATHARD'S NFL REGULAR SEASON RUSHING STATISTICS

DATE	TEAM	NO.	YDS.	AVG.	LG	TD
2017	49ers	26	136	5.2	16	3
2018	49ers	19	69	3.6	13	1
2019	49ers	0	0	0.0	0	0
2020	49ers	6	28	4.7	17	0
2021	Jaguars	1	2	2.0	2	0
2022	Jaguars	4	-4	-1.0	0	0
2023	Jaguars	8	35	4.4	19	0
<b>TOTALS</b>		<b>64</b>	<b>266</b>	<b>4.2</b>	<b>19</b>	<b>4</b>

### C.J. BEATHARD'S NFL POSTSEASON RUSHING STATISTICS

DATE	TEAM	NO.	YDS.	AVG.	LG	TD
2019	49ers	0	0	0.0	0	0
2022	Jaguars	0	0	0.0	0	0
<b>TOTALS</b>		<b>0</b>	<b>0</b>	<b>0.0</b>	<b>0</b>	<b>0</b>

### C.J. BEATHARD'S NFL REGULAR SEASON PASSING/RUSHING STATISTICS

DATE	TEAM	GP	GS	PASSING											RUSHING				
				ATT.	CMP.	PCT.	YDS	AVG.	TD	INT.	LG	SK	LST	RATE	NO.	YDS.	AVG.	LG	TD
2017	49ers	7	5	224	123	54.9	1,430	6.4	4	6	83t	19	141	69.2	26	136	5.2	16	3
2018	49ers	6	5	169	102	60.4	1,252	7.4	8	7	82t	18	156	81.8	19	69	3.6	13	1
2019	49ers	0	0	0	0	0.0	0	0.0	0	0	0	0	0	0.0	0	0	0.0	0	0
2020	49ers	6	2	104	66	63.5	787	7.6	6	0	49t	9	71	105.7	6	28	4.7	17	0
2021	Jaguars	2	0	2	2	100.0	33	16.5	0	0	28	0	0	118.8	1	2	2.0	2	0
2022	Jaguars	4	0	11	7	63.6	35	3.2	0	1	11	1	5	30.5	4	-4	-1.0	0	0
2023	Jaguars	7	1	53	40	75.5	349	6.6	1	0	48	6	27	98.7	8	35	4.4	19	0
<b>TOTALS</b>		<b>32</b>	<b>13</b>	<b>563</b>	<b>340</b>	<b>60.4</b>	<b>3,886</b>	<b>6.9</b>	<b>19</b>	<b>14</b>	<b>83T</b>	<b>53</b>	<b>400</b>	<b>82.1</b>	<b>64</b>	<b>266</b>	<b>4.2</b>	<b>19</b>	<b>4</b>

### C.J. BEATHARD'S NFL POSTSEASON PASSING/RUSHING STATISTICS

DATE	TEAM	GP	GS	PASSING											RUSHING				
				ATT.	CMP.	PCT.	YDS	AVG.	TD	INT.	LG	SK	LST	RATE	NO.	YDS.	AVG.	LG	TD
2019	49ers	0	0	0	0	0.0	0	0.0	0	0	0	0	0	0.0	0	0	0.0	0	0
2022	Jaguars	0	0	0	0	0.0	0	0.0	0	0	0	0	0	0.0	0	0	0.0	0	0
<b>TOTALS</b>		<b>0</b>	<b>0</b>	<b>0</b>	<b>0</b>	<b>0.0</b>	<b>0</b>	<b>0.0</b>	<b>0</b>	<b>0</b>	<b>0</b>	<b>0</b>	<b>0</b>	<b>0.0</b>	<b>0</b>	<b>0</b>	<b>0.0</b>	<b>0</b>	<b>0</b>



**SINGLE-GAME HIGHS: QUARTERBACK**

<b>Pass Attempts</b>	54 vs. Arizona Cardinals, Oct 07, 2018 51 vs. Arizona Cardinals, Nov 05, 2017	<b>Passer Rating</b>	125.4 at Arizona Cardinals, Dec 26, 2020 123.4 vs. New York Giants, Nov 12, 2017
<b>Pass Completions</b>	34 vs. Arizona Cardinals, Oct 07, 2018 25 vs. Seattle Seahawks, Jan 03, 2021	<b>Rush Attempts</b>	7 at Los Angeles Chargers, Sep 30, 2018 6 vs. Seattle Seahawks, Nov 26, 2017 ...1 more at 6.
<b>Yards Passing</b>	349 vs. Arizona Cardinals, Oct 07, 2018 298 at Los Angeles Chargers, Sep 30, 2018	<b>Rushing Yards</b>	40 at Philadelphia Eagles, Oct 29, 2017 30 vs. Dallas Cowboys, Oct 22, 2017
<b>TD Passes</b>	3 at Arizona Cardinals, Dec 26, 2020 2 at Green Bay Packers, Oct 15, 2018 ...3 more at 2.	<b>Rushing Average</b>	2.7 at Los Angeles Chargers, Sep 30, 2018
<b>Long Passes</b>	83t vs. New York Giants, Nov 12, 2017 82t at Los Angeles Chargers, Sep 30, 2018	<b>Longest Runs</b>	19 vs. Carolina Panthers, Dec 31, 2023 17 at Arizona Cardinals, Dec 26, 2020
<b>Completion Percentage</b>	76.0 vs. New York Giants, Nov 12, 2017 73.7 vs. Philadelphia Eagles, Oct 04, 2020	<b>Rushing TDs</b>	1 vs. Arizona Cardinals, Oct 07, 2018 1 vs. New York Giants, Nov 12, 2017 ...2 more at 1.

**300-YARD PASSING GAMES (1): REGULAR SEASON**

DATE	TEAM	NO.	YDS.	AVG.	LG	TD
10/07/18	CARDINALS	34	349	10.3	45	2

**2023 GAME-BY-GAME REGULAR-SEASON STATISTICS (JAGUARS)**

DATE	OPPONENT	P/S	PASSING											RUSHING				W/L	SCORE		
			ATT	CMP	YDS	PCT	Y/A	Y/C	TD	INT	LG	SK/YD	RATE	ATT	YDS	LG	TD				
09/10	at Colts																			W	31-21
09/17	Chiefs																			L	9-17
09/24	Texans	P	2	2	9	100.0	4.5	4.5	0	0	6	0/0	85.4	0	0	0	0		L	17-37	
10/01	Falcons																		W	23-7	
10/08	at Bills																		W	25-20	
10/15	Colts	P	0	0	0	0.0	0.0	0.0	0	0	0	0/0	0.0	3	-2	0	0		W	37-20	
10/19	at Saints																		W	31-24	
10/29	at Steelers																		W	20-10	
11/12	49ers	P	2	1	5	50.0	2.5	5.0	0	0	5	0/0	56.2	0	0	0	0		L	3-34	
11/19	Titans	P	0	0	0	0.0	0.0	0.0	0	0	0	0/0	0.0	0	0	0	0		W	34-14	
11/26	at Texans																		W	24-21	
12/04	Bengals	P	10	9	63	90.0	6.3	7.0	0	0	19	2/2	92.9	1	7	7	0		L	31-34+	
12/10	at Browns																		L	27-31	
12/17	Ravens																		L	7-23	
12/24	at Buccaneers	P	15	11	94	73.3	6.3	8.5	1	0	15	1/9	111.5	1	6	6	0		L	12-30	
12/31	Panthers	S	24	17	178	70.8	7.4	10.5	0	0	48	3/16	92.0	3	24	19	0		W	26-0	
01/07	at Titans																		L	20-28	
<b>2023 TOTALS</b>			<b>7-1</b>	<b>53</b>	<b>40</b>	<b>349</b>	<b>75.5</b>	<b>6.6</b>	<b>8.7</b>	<b>1</b>	<b>0</b>	<b>48</b>	<b>6/27</b>	<b>98.7</b>	<b>8</b>	<b>35</b>	<b>19</b>	<b>0</b>	<b>9-8</b>		

+ - Overtime







# TANK BIGSBY | 4

**POSITION:** RUNNING BACK  
**HT:** 5-11 | **WT:** 215 | **DOB:** 8-30-2002  
**COLLEGE:** AUBURN  
**HOMETOWN:** LAGRANGE, GA.  
**ACQ:** D3-'23  
**EXP:** 2nd YEAR

tank\_bigsby  
 tank\_bigsby

## KEY TRANSACTIONS

- Originally drafted by Jacksonville in the third round (88th overall) of the 2023 Draft

## PRO

### 2023 (Jaguars)

- Saw action in all 17 regular season games... Recorded 50 rushing attempts for 132 yards and two touchdowns... He also saw action on special teams tallying four kick returns for 99 yards
- 1/7 at TEN:** Rushed three times for 16 yards and returned four kicks for 99 yards... His 99 single-game kick return yards ranked third-most among rookies
- 12/31 vs. CAR:** Rushed 10 times for 32 yards setting a career-high in both rushing attempts and rushing yards... saw action on special teams
- 9/10 at IND:** Recorded 13 yards and a touchdown on seven attempts in NFL debut

## COLLEGE

- Recorded 2,903 rushing yards, 25 touchdowns, and 13 career 100-yard games while at Auburn
- Rushed for a career-high 192 yards on 12/12/20 at Mississippi State
- Recorded a career-high 268 all-purpose yards on 10/10/20 at Arkansas
- Was the 2020 SEC Freshman of the Year

## PERSONAL

- Given name is Cartavious
- His mother gave him the nickname Tank when he was seven years old
- Was one of 45 drafted players to attend the NFL Players Association Rookie Premiere in 2023
- Favorite movie is Friday

### TANK BIGSBY'S NFL REGULAR SEASON RUSHING/RECEIVING STATISTICS

DATE	TEAM	RUSHING							RECEIVING				
		GP	GS	NO.	YDS.	AVG.	LG	TD	NO.	YDS.	AVG.	LG	TD
2023	Jaguars	17	0	50	132	2.6	12	2	1	6	6.0	6	0
<b>NFL TOTALS</b>		<b>17</b>	<b>0</b>	<b>50</b>	<b>132</b>	<b>2.6</b>	<b>12</b>	<b>2</b>	<b>1</b>	<b>6</b>	<b>6.0</b>	<b>6</b>	<b>0</b>

### TANK BIGSBY'S NFL REGULAR SEASON RETURN STATISTICS

DATE	TEAM	KICKOFF RETURNS					PUNT RETURNS					
		RET.	YDS.	AVG.	LG	TD	NO.	FC	YDS.	AVG.	LG	TD
2023	Jaguars	4	99	24.8	31	0	0	0	0	0.0	0	0
<b>NFL TOTALS</b>		<b>4</b>	<b>99</b>	<b>24.8</b>	<b>31</b>	<b>0</b>	<b>0</b>	<b>0</b>	<b>0</b>	<b>0.0</b>	<b>0</b>	<b>0</b>

### SINGLE-GAME HIGHS: RUSHING/RECEIVING

<b>Rush Attempts</b>	10 vs. Carolina Panthers, Dec 31, 2023 9 vs. Tennessee Titans, Nov 19, 2023	<b>All-Purpose Yards</b>	115 at Tennessee Titans, Jan 07, 2024 32 vs. Carolina Panthers, Dec 31, 2023
<b>Rushing Yards</b>	32 vs. Carolina Panthers, Dec 31, 2023 21 vs. Tennessee Titans, Nov 19, 2023	<b>Kickoff Returns</b>	4 at Tennessee Titans, Jan 07, 2024
<b>Rushing Average</b>	3.2 vs. Carolina Panthers, Dec 31, 2023 2.3 vs. Tennessee Titans, Nov 19, 2023	<b>Kickoff Return Yards</b>	99 at Tennessee Titans, Jan 07, 2024
<b>Longest Runs</b>	12 vs. Carolina Panthers, Dec 31, 2023 9 at Pittsburgh Steelers, Oct 29, 2023 ...1 more at 9.	<b>Longest Kickoff Return</b>	31 at Tennessee Titans, Jan 07, 2024 28 at Tennessee Titans, Jan 07, 2024
<b>Rushing TDs</b>	1 vs. Houston Texans, Sep 24, 2023 1 at Indianapolis Colts, Sep 10, 2023	<b>Kickoff Return Average</b>	24.8 at Tennessee Titans, Jan 07, 2024
<b>Longest Receptions</b>	6 vs. Indianapolis Colts, Oct 15, 2023	<b>Most TDs</b>	1 vs. Houston Texans, Sep 24, 2023 1 at Indianapolis Colts, Sep 10, 2023



**2023 GAME-BY-GAME REGULAR-SEASON STATISTICS (JAGUARS)**

DATE	OPPONENT	P/S	RUSHING					RECEIVING					W/L	SCORE
			NO.	YDS.	AVG.	LG	TD	NO.	YDS.	AVG.	LG	TD		
09/10	at Colts	P	7	13	1.9	4	1	0	0	0.0	0	0	W	31-21
09/17	Chiefs	P	0	0	0.0	0	0	0	0	0.0	0	0	L	9-17
09/24	Texans	P	2	10	5.0	9	1	0	0	0.0	0	0	L	17-37
10/01	Falcons	P	3	10	3.3	6	0	0	0	0.0	0	0	W	23-7
10/08	at Bills	P	3	8	2.7	7	0	0	0	0.0	0	0	W	25-20
10/15	Colts	P	3	2	0.7	3	0	1	6	6.0	6	0	W	37-20
10/19	at Saints	P	2	2	1.0	2	0	0	0	0.0	0	0	W	31-24
10/29	at Steelers	P	3	9	3.0	9	0	0	0	0.0	0	0	W	20-10
11/12	49ers	P	3	5	1.7	3	0	0	0	0.0	0	0	L	3-34
11/19	Titans	P	9	21	2.3	6	0	0	0	0.0	0	0	W	34-14
11/26	at Texans	P	1	6	6.0	6	0	0	0	0.0	0	0	W	24-21
12/04	Bengals	P	0	0	0.0	0	0	0	0	0.0	0	0	L	31-34+
12/10	at Browns	P	0	0	0.0	0	0	0	0	0.0	0	0	L	27-31
12/17	Ravens	P	1	-2	-2.0	-2	0	0	0	0.0	0	0	L	7-23
12/24	at Buccaneers	P	0	0	0.0	0	0	0	0	0.0	0	0	L	12-30
12/31	Panthers	P	10	32	3.2	12	0	0	0	0.0	0	0	W	26-0
01/07	at Titans	P	3	16	5.3	8	0	0	0	0.0	0	0	L	20-28
<b>2023 TOTALS</b>		<b>17-0</b>	<b>50</b>	<b>132</b>	<b>2.6</b>	<b>12</b>	<b>2</b>	<b>1</b>	<b>6</b>	<b>6.0</b>	<b>6</b>	<b>0</b>	<b>9-8</b>	

+ - Overtime

**2023 GAME-BY-GAME REGULAR-SEASON STATISTICS (JAGUARS)**

DATE	OPPONENT	P/S	KICKOFF RETURNS					PUNT RETURNS					W/L	SCORE	
			RET	YDS	AVG	LG	TD	NO	FC	YDS	AVG	LG			TD
09/10	at Colts	P	0	0	0.0	0	0	0	0	0	0.0	0	0	W	31-21
09/17	Chiefs	P	0	0	0.0	0	0	0	0	0	0.0	0	0	L	9-17
09/24	Texans	P	0	0	0.0	0	0	0	0	0	0.0	0	0	L	17-37
10/01	Falcons	P	0	0	0.0	0	0	0	0	0	0.0	0	0	W	23-7
10/08	at Bills	P	0	0	0.0	0	0	0	0	0	0.0	0	0	W	25-20
10/15	Colts	P	0	0	0.0	0	0	0	0	0	0.0	0	0	W	37-20
10/19	at Saints	P	0	0	0.0	0	0	0	0	0	0.0	0	0	W	31-24
10/29	at Steelers	P	0	0	0.0	0	0	0	0	0	0.0	0	0	W	20-10
11/12	49ers	P	0	0	0.0	0	0	0	0	0	0.0	0	0	L	3-34
11/19	Titans	P	0	0	0.0	0	0	0	0	0	0.0	0	0	W	34-14
11/26	at Texans	P	0	0	0.0	0	0	0	0	0	0.0	0	0	W	24-21
12/04	Bengals	P	0	0	0.0	0	0	0	0	0	0.0	0	0	L	31-34+
12/10	at Browns	P	0	0	0.0	0	0	0	0	0	0.0	0	0	L	27-31
12/17	Ravens	P	0	0	0.0	0	0	0	0	0	0.0	0	0	L	7-23
12/24	at Buccaneers	P	0	0	0.0	0	0	0	0	0	0.0	0	0	L	12-30
12/31	Panthers	P	0	0	0.0	0	0	0	0	0	0.0	0	0	W	26-0
01/07	at Titans	P	4	99	24.8	31	0	0	0	0	0.0	0	0	L	20-28
<b>2023 TOTALS</b>		<b>17-0</b>	<b>4</b>	<b>99</b>	<b>24.8</b>	<b>31</b>	<b>0</b>	<b>0</b>	<b>0</b>	<b>0</b>	<b>0.0</b>	<b>0</b>	<b>0</b>	<b>9-8</b>	

+ - Overtime





# SHAWN BOWMAN | 49

POSITION: TIGHT END  
HT: 6-4 | WT: 249 | DOB: 5-16-2000  
COLLEGE: RUTGERS  
HOMETOWN: BEAR, DEL.  
ACQ: UDFA-'24  
EXP: R

@NL\_shawn8  
 @sbow18\_

## KEY TRANSACTIONS

- Originally signed as an undrafted free agent with Jacksonville on 4/30/24

## COLLEGE

- Appeared in 13 games for Rutgers in 2023
- Was selected to the 2022 and 2021 Third Team All-CAA and was named to Phil Steele's Freshman All-American Second Team (2019)
- Prior to his time at Rutgers, he spent four years at Maine (2019-22) recording 86 receptions for 960 yards and 11 touchdowns

## PERSONAL

- Son of Lindsay and William Bowman, brother to Derek and Billy Bowman
- Attended Howard High School (Wilmington, Del.) where he was a dual sport athlete (football and basketball)

### SHAWN BOWMAN'S COLLEGE RUSHING/RECEIVING STATISTICS

DATE	TEAM	GP	GS	RUSHING					RECEIVING				
				NO.	YDS.	AVG.	LG	TD	NO.	YDS.	AVG.	LG	TD
2019	Maine	11	10	0	0	0.0	0	0	22	219	10.0	36	1
2020	Maine	4	4	2	0	0.0	0	0	9	82	9.1	15	1
2021	Maine	11	11	0	0	0.0	0	0	24	282	11.8	27	4
2022	Maine	9	8	0	0	0.0	0	0	31	377	12.2	42	5
2023	Rutgers	13	4	0	0	0.0	0	0	4	24	6.0	9	0
<b>TOTALS</b>		<b>48</b>	<b>37</b>	<b>2</b>	<b>0</b>	<b>0.0</b>	<b>0</b>	<b>0</b>	<b>90</b>	<b>984</b>	<b>10.9</b>	<b>42</b>	<b>11</b>

### COLLEGE 2023 GAME-BY-GAME STATISTICS (RUTGERS)

DATE	OPPONENT	P/S	RUSHING					RECEIVING					W/L	SCORE	
			NO.	YDS.	AVG.	LG	TD	NO.	YDS.	AVG.	LG	TD			
09/03	Northwestern	P	0	0	0.0	0	0	0	0	0.0	0	0	0	W	24-7
09/09	Temple	P	0	0	0.0	0	0	0	0	0.0	0	0	0	W	36-7
09/16	Virginia Tech	S	0	0	0.0	0	0	0	0	0.0	0	0	0	W	35-16
09/23	at Michigan	P	0	0	0.0	0	0	0	0	0.0	0	0	0	L	7-31
09/30	Wagner	P	0	0	0.0	0	0	1	6	6.0	6	0	0	W	52-3
10/07	at Wisconsin	P	0	0	0.0	0	0	0	0	0.0	0	0	0	L	13-24
10/14	Michigan St.	P	0	0	0.0	0	0	0	0	0.0	0	0	0	W	27-24
10/21	at Indiana	P	0	0	0.0	0	0	0	0	0.0	0	0	0	W	31-14
11/04	Ohio St.	P	0	0	0.0	0	0	0	0	0.0	0	0	0	L	16-35
11/11	at Iowa	P	0	0	0.0	0	0	0	0	0.0	0	0	0	L	0-22
11/18	at Penn St.	S	0	0	0.0	0	0	0	0	0.0	0	0	0	L	6-27
11/25	Maryland	S	0	0	0.0	0	0	3	18	6.0	9	0	0	L	24-42
12/28	at Miami (FL)	S	0	0	0.0	0	0	0	0	0.0	0	0	0	W	31-24
<b>2023 TOTALS</b>		<b>13-4</b>	<b>0</b>	<b>0</b>	<b>0.0</b>	<b>0</b>	<b>0</b>	<b>4</b>	<b>24</b>	<b>6.0</b>	<b>9</b>	<b>0</b>	<b>0</b>	<b>7-6</b>	







# CHRISTIAN BRASWELL | 21

**POSITION:** CORNERBACK  
**HT:** 5-11 | **WT:** 185 | **DOB:** 9-27-1999  
**COLLEGE:** RUTGERS  
**HOMETOWN:** WASHINGTON, D.C.  
**ACQ:** D6-'23  
**EXP:** 2nd YEAR

Twitter: cb6\_\_\_\_  
 Instagram: cb6\_\_\_\_

## KEY TRANSACTIONS

- Originally drafted by Jacksonville in the sixth round (202nd overall) of the 2023 Draft

## PRO

### 2023 (Jaguars)

- Saw action on special teams in the first three games of the season before being placed on the injured reserve list

## COLLEGE

- Began his career at Temple where he appeared in 30 games and recorded 61 total tackles (52 solo)
- Played his final year at Rutgers, appearing in all 12 games with five starts
- Recorded 37 total tackles (25 solo), 14 passes defensed, and three interceptions with one returned for a touchdown for the Scarlet Knights

## PERSONAL

- Studied Education Culture and Society in graduate school
- Majored in Exercise and Sport Science
- Favorite athletes growing up were Patrick Peterson and Allen Iverson

## CHRISTIAN BRASWELL'S NFL REGULAR SEASON DEFENSIVE STATISTICS

DATE	TEAM	GP	TACKLES							INTERCEPTIONS							O. FUMB					ST				MISC	
			GS	TK	S	A	TFL	YDS	SK	YDS	QBH	NO	YDS	LG	TD	PD	FF	FR	TD	YDS	TK	S	A	FF	FR	S	A
2023	Jaguars	3	0	0	0	0	0	0	0.0	0.0	0	0	0	0	0	0	0	0	0	0	0	0	0	0	0	0	0
<b>NFL TOTALS</b>		<b>3</b>	<b>0</b>	<b>0</b>	<b>0</b>	<b>0</b>	<b>0</b>	<b>0</b>	<b>0.0</b>	<b>0.0</b>	<b>0</b>	<b>0</b>	<b>0</b>	<b>0</b>	<b>0</b>	<b>0</b>	<b>0</b>	<b>0</b>	<b>0</b>	<b>0</b>	<b>0</b>	<b>0</b>	<b>0</b>	<b>0</b>	<b>0</b>	<b>0</b>	

## 2023 GAME-BY-GAME REGULAR-SEASON STATISTICS (JAGUARS)

DATE	OPPONENT	P/S	TACKLES							INTERCEPTIONS							O. FUMB					ST				MISC		W/L	SCORE
			TK	S	A	SK	YDS	TFL	YDS	QBH	NO	YDS	LG	TD	PD	FF	FR	TD	YDS	TK	S	A	FF	FR	S	A			
09/10	at Colts		ON INACTIVE LIST																								W	31-21	
09/17	Chiefs	P	0	0	0	0.0	0.0	0	0	0	0	0	0	0	0	0	0	0	0	0	0	0	0	0	0	0	0	L	9-17
09/24	Texans	P	0	0	0	0.0	0.0	0	0	0	0	0	0	0	0	0	0	0	0	0	0	0	0	0	0	0	L	17-37	
10/01	Falcons	P	0	0	0	0.0	0.0	0	0	0	0	0	0	0	0	0	0	0	0	0	0	0	0	0	0	0	W	23-7	
10/08	at Bills		ON INACTIVE LIST																								W	25-20	
10/15	Colts		INJURED RESERVE																								W	37-20	
10/19	at Saints		INJURED RESERVE																								W	31-24	
10/29	at Steelers		INJURED RESERVE																								W	20-10	
11/12	49ers		INJURED RESERVE																								L	3-34	
11/19	Titans		INJURED RESERVE																								W	34-14	
11/26	at Texans		INJURED RESERVE																								W	24-21	
12/04	Bengals		INJURED RESERVE																								L	31-34+	
12/10	at Browns		INJURED RESERVE - DESIGNATED FOR RETURN																								L	27-31	
12/17	Ravens		INJURED RESERVE - DESIGNATED FOR RETURN																								L	7-23	
12/24	at Buccaneers		INJURED RESERVE - DESIGNATED FOR RETURN																								L	12-30	
12/31	Panthers		INJURED RESERVE - DESIGNATED FOR RETURN																								W	26-0	
01/07	at Titans		INJURED RESERVE																								L	20-28	
<b>2023 TOTALS</b>		<b>3-0</b>	<b>0</b>	<b>0</b>	<b>0</b>	<b>0.0</b>	<b>0.0</b>	<b>0</b>	<b>0</b>	<b>0</b>	<b>0</b>	<b>0</b>	<b>0</b>	<b>0</b>	<b>0</b>	<b>0</b>	<b>0</b>	<b>0</b>	<b>0</b>	<b>0</b>	<b>0</b>	<b>0</b>	<b>0</b>	<b>0</b>	<b>0</b>	<b>0</b>	<b>0</b>	<b>0</b>	<b>9-8</b>

+ - Overtime





# MONTARIC BROWN | 30

**POSITION:** CORNERBACK  
**HT:** 6-0 | **WT:** 190 | **DOB:** 8-24-1999  
**COLLEGE:** ARKANSAS  
**HOMETOWN:** ASHDOWN, ARK.  
**ACQ:** D7-'22  
**EXP:** 3rd YEAR

lockdown\_2121  
 montaric\_brown

## KEY TRANSACTIONS

- Originally selected by Jacksonville in the seventh round (222nd overall) in the 2022 draft

## PRO

### 2023 (Jaguars)

- Played in 12 games (six starts) and recorded 34 tackles (25 solo) and four passes defended
- 12/10 at CLE:** Started at cornerback and posted a single-game career-high seven solo tackles and one pass defended... Saw action on special teams
- 11/19 vs. TEN:** Started at cornerback and recorded six total tackles (four solo) with one pass defended... Saw action on special teams
- 10/19 at N.O.:** Started at cornerback and posted four total tackles (three solo) and two passes defended... His pass defended on fourth-and-sixth with 25 seconds left in the game sealed the victory for the Jaguars... Saw action on special teams

### 2022 (Jaguars)

- Saw action in eight games with one start posting five tackles (four solo) on defense and one special teams tackle
- 11/13 at K.C.:** Saw action on defense and special teams and recorded a career-high three solo tackles
- 11/6 vs. L.V.:** Saw action on defense and posted two total tackles and saw action on special teams
- 9/25 at LAC:** Saw action on four special teams snaps in his regular-season NFL debut

## COLLEGE

- Started all 13 games for the Razorbacks in his final season leading the Southeastern Conference with five interceptions and making 54 total tackles to earn First-Team All-SEC honors... His five interceptions were the most by a Razorback since Tramain Thomas in 2011
- As a junior, played and started in eight games at cornerback... Logged 31 tackles (20 solo) with 2.0 tackles for loss, one interception and one forced fumble... Led the team with six passes broken up
- Started all 10 games at cornerback he played in for the Razorbacks in 2019... Totaled 760 plays, according to Pro Football Focus, with 659 snaps on defense, also seeing time on Arkansas' various special teams units... Recorded 39 total tackles, 25 solo, with one for loss, as well as three pass breakups, an interception and a fumble recovery
- Played in 11 games, starting three for the Razorbacks as a freshman... Recorded nine tackles, eight unassisted, with one pass breakup

## PERSONAL

- No. 1 ranked player in Arkansas after his senior year of high school
- Chose Arkansas over Alabama, Auburn, LSU, Oklahoma, Oklahoma State, Baylor and Missouri
- His favorite athlete growing up was Sean Taylor

## MONTARIC BROWN'S NFL REGULAR SEASON DEFENSIVE STATISTICS

DATE	TEAM	GP	TACKLES								INTERCEPTIONS						O. FUMB				ST				MISC				
			GS	TK	S	A	TFL	YDS	SK	YDS	QBH	NO	YDS	LG	TD	PD	FF	FR	TD	YDS	TK	S	A	FF	FR	S	A		
2022	Jaguars	8	1	5	4	1	0	0	0.0	0.0	0	0	0	0	0	0	0	0	0	0	0	0	0	0	0	0	0	0	0
2023	Jaguars	12	6	34	25	9	0	0	0.0	0.0	0	0	0	0	0	4	0	0	0	0	0	0	0	0	0	0	0	0	0
<b>NFL TOTALS</b>		<b>20</b>	<b>7</b>	<b>39</b>	<b>29</b>	<b>10</b>	<b>0</b>	<b>0</b>	<b>0.0</b>	<b>0.0</b>	<b>0</b>	<b>0</b>	<b>0</b>	<b>0</b>	<b>0</b>	<b>4</b>	<b>0</b>	<b>0</b>	<b>0</b>	<b>0</b>	<b>0</b>	<b>0</b>	<b>0</b>	<b>0</b>	<b>0</b>	<b>0</b>	<b>0</b>	<b>0</b>	<b>0</b>

### SINGLE-GAME HIGHS: DEFENSIVE

**Total Tackles** 7 at Cleveland Browns, Dec 10, 2023  
6 vs. Tennessee Titans, Nov 19, 2023

**Solo Tackles** 7 at Cleveland Browns, Dec 10, 2023  
4 vs. Baltimore Ravens, Dec 17, 2023  
...2 more at 4.

**Passes Defended** 2 at New Orleans Saints, Oct 19, 2023  
1 at Cleveland Browns, Dec 10, 2023  
...1 more at 1.



**2023 GAME-BY-GAME REGULAR-SEASON STATISTICS (JAGUARS)**

DATE	OPPONENT	P/S	TACKLES							INTERCEPTIONS					O. FUMB				ST				MISC		W/L	SCORE		
			TK	S	A	SK	YDS	TFL	YDS	QBH	NO	YDS	LG	TD	PD	FF	FR	TD	YDS	TK	S	A	FF	FR			S	A
09/10	at Colts	P	0	0	0	0.0	0.0	0	0	0	0	0	0	0	0	0	0	0	0	0	0	0	0	0	0	0	W	31-21
09/17	Chiefs	P	0	0	0	0.0	0.0	0	0	0	0	0	0	0	0	0	0	0	0	0	0	0	0	0	0	0	L	9-17
09/24	Texans										DID NOT PLAY (NON-INJURY)																L	17-37
10/01	Falcons										DID NOT PLAY (NON-INJURY)																W	23-7
10/08	at Bills	P	0	0	0	0.0	0.0	0	0	0	0	0	0	0	0	0	0	0	0	0	0	0	0	0	0	0	W	25-20
10/15	Colts	P	4	2	2	0.0	0.0	0	0	0	0	0	0	0	0	0	0	0	0	0	0	0	0	0	0	0	W	37-20
10/19	at Saints	S	4	3	1	0.0	0.0	0	0	0	0	0	0	0	2	0	0	0	0	0	0	0	0	0	0	0	W	31-24
10/29	at Steelers	S	3	1	2	0.0	0.0	0	0	0	0	0	0	0	0	0	0	0	0	0	0	0	0	0	0	0	W	20-10
11/12	49ers										ON INACTIVE LIST																L	3-34
11/19	Titans	S	6	4	2	0.0	0.0	0	0	0	0	0	0	0	1	0	0	0	0	0	0	0	0	0	0	0	W	34-14
11/26	at Texans	S	5	4	1	0.0	0.0	0	0	0	0	0	0	0	0	0	0	0	0	0	0	0	0	0	0	0	W	24-21
12/04	Bengals										ON INACTIVE LIST																L	31-34+
12/10	at Browns	S	7	7	0	0.0	0.0	0	0	0	0	0	0	0	1	0	0	0	0	0	0	0	0	0	0	0	L	27-31
12/17	Ravens	S	5	4	1	0.0	0.0	0	0	0	0	0	0	0	0	0	0	0	0	0	0	0	0	0	0	0	L	7-23
12/24	at Buccaneers	P	0	0	0	0.0	0.0	0	0	0	0	0	0	0	0	0	0	0	0	0	0	0	0	0	0	0	L	12-30
12/31	Panthers	P	0	0	0	0.0	0.0	0	0	0	0	0	0	0	0	0	0	0	0	0	0	0	0	0	0	0	W	26-0
01/07	at Titans										DID NOT PLAY (NON-INJURY)																L	20-28
<b>2023 TOTALS</b>			<b>12-6</b>	<b>34</b>	<b>25</b>	<b>9</b>	<b>0.0</b>	<b>0.0</b>	<b>0</b>	<b>0</b>	<b>0</b>	<b>0</b>	<b>0</b>	<b>0</b>	<b>4</b>	<b>0</b>	<b>0</b>	<b>0</b>	<b>0</b>	<b>0</b>	<b>0</b>	<b>0</b>	<b>0</b>	<b>0</b>	<b>0</b>	<b>0</b>	<b>9-8</b>	

+ - Overtime









# TEVAUGHN CAMPBELL | 29

**POSITION:** CORNERBACK  
**HT:** 6-0 | **WT:** 200 | **DOB:** 6-14-1993  
**COLLEGE:** REGINA  
**HOMETOWN:** TORONTO, CANADA  
**ACQ:** PS (L.V.)-'22  
**EXP:** 6th YEAR

 Te VaughnsC  
 tvscii

## KEY TRANSACTIONS

- Originally signed by the New York Jets as an undrafted free agent on 2/6/19
- Signed to the Los Angeles Chargers' practice squad on 9/11/19
- Signed by the Los Angeles Chargers on 12/30/19
- Signed to Las Vegas' practice squad on 10/17/22
- Signed by Jacksonville off the Raiders' practice squad on 10/26/22
- Signed to Jacksonville's practice squad on 8/30/23

## PRO

### 2023 (Jaguars)

- Spent most of the season on the practice squad and saw action in Weeks 7 and 8
- **10/29 at PIT:** Elevated from the practice squad... Saw action at cornerback and on special teams
- **10/19 at N.O.:** Elevated from the practice squad and saw action on special teams

### 2022 (Jaguars)

- Saw action in five regular-season games and both postseason games... He posted three solo tackles and returned one punt for four yards
- **1/14 vs. LAC:** Saw action on special teams and returned one punt for 4 yards
- **12/4 at DET:** Saw action on defense and special teams and recorded two solo tackles
- **11/27 vs. BAL:** Saw action on defense and special teams and recorded one solo tackle

### 2021 (Chargers)

- Totaled 30 tackles (22 solo), four passes defensed, two forced fumbles, and one fumble recovery in 16 games with seven starts

### 2020 (Chargers)

- Totaled 14 tackles (nine solo), one interception, one touchdown, three passes defensed and one forced fumble in 14 games with four starts

### 2019 (Chargers)

- Spent two games on the active roster and 12 weeks on the practice squad

## COLLEGE

- In the 2014-15 season, Campbell started the team's first seven Canada West games at cornerback ... Missed the Week 8 game against Alberta and the postseason game at Calgary due to injury... Finished the season as the school's all-time leader in average yards per kickoff return (21.2) and No. 2 in average yards per punt return (10.48)
- In the 2013-14 season, Campbell enjoyed a breakout season, earning second-team All-Canadian honors as a defensive back and being named a Canada West all-star at both defensive back and kick returner... Started all eight games at cornerback for the Rams
- In the 2011-12 season, Campbell played in five of the team's eight Canada West games in his first season of eligibility

## PERSONAL

- A dual-sport athlete in college, Campbell ran track for the Rams and finished his career with four U SPORTS/CIS medals (one gold, three silver) and seven Canada West medals (five gold, one silver, one bronze)... Set the school record in the 60m (6.67)
- Competed with the Canada national rugby sevens team during the 2017 World Rugby Sevens Series during stops in New Zealand, Las Vegas, Vancouver, Hong Kong and Singapore
- Born in Toronto, Ontario, Canada



**TEVAUGHN CAMPBELL'S NFL REGULAR SEASON DEFENSIVE STATISTICS**

DATE	TEAM	GP	TACKLES							INTERCEPTIONS							O. FUMB					ST					MISC		
			GS	TK	S	A	TFL	YDS	SK	YDS	QBH	NO	YDS	LG	TD	PD	FF	FR	TD	YDS	TK	S	A	FF	FR	S	A		
2019	Jets	0	0	0	0	0	0	0	0	0	0.0	0.0	0	0	0	0	0	0	0	0	0	0	0	0	0	0	0	0	0
Went from N.Y. Jets to L.A. Chargers.																													
2019	Chargers	0	0	0	0	0	0	0	0	0	0.0	0.0	0	0	0	0	0	0	0	0	0	0	0	0	0	0	0	0	0
2019	TOTAL	0	0	0	0	0	0	0	0	0	0.0	0.0	0	0	0	0	0	0	0	0	0	0	0	0	0	0	0	0	0
2020	Chargers	14	4	19	14	5	0	0	0.0	0.0	1	1	6	6t	1	3	0	0	0	0	0	3	2	1	1	0	0	0	0
2021	Chargers	16	7	38	30	8	0	0	0.0	0.0	0	0	0	0	0	4	2	1	1	61	2	1	1	0	0	0	0	0	
2022	Raiders	0	0	0	0	0	0	0	0	0	0.0	0.0	0	0	0	0	0	0	0	0	0	0	0	0	0	0	0	0	
Went from Las Vegas to Jacksonville.																													
2022	Jaguars	5	0	3	3	0	0	0	0.0	0.0	0	0	0	0	0	0	0	0	0	0	0	0	0	0	0	0	0	0	0
2022	TOTAL	5	0	3	3	0	0	0	0.0	0.0	0	0	0	0	0	0	0	0	0	0	0	0	0	0	0	0	0	0	0
2023	Jaguars	2	0	0	0	0	0	0	0.0	0.0	0	0	0	0	0	0	0	0	0	0	0	0	0	0	0	0	0	0	0
NFL TOTALS		37	11	60	47	13	0	0	0.0	0.0	1	1	6	6t	1	7	2	1	1	61	5	3	2	1	0	0	0	0	0

**TEVAUGHN CAMPBELL'S NFL POSTSEASON DEFENSIVE STATISTICS**

DATE	TEAM	GP	TACKLES							INTERCEPTIONS							O. FUMB					ST					MISC		
			GS	TK	S	A	TFL	YDS	SK	YDS	QBH	NO	YDS	LG	TD	PD	FF	FR	TD	YDS	TK	S	A	FF	FR	S	A		
2022	Jaguars	2	0	0	0	0	0	0	0.0	0.0	0	0	0	0	0	0	0	0	0	0	0	0	0	0	0	0	0	0	0
NFL TOTALS		2	0	0	0	0	0	0	0.0	0.0	0	0	0	0	0	0	0	0	0	0	0	0	0	0	0	0	0	0	0

**SINGLE-GAME HIGHS: DEFENSIVE**

<b>Total Tackles</b>	6 vs. Kansas City Chiefs, Dec 16, 2021 6 at Cincinnati Bengals, Dec 05, 2021 ...1 more at 6.	<b>Interceptions</b>	1 vs. New York Jets, Nov 22, 2020
<b>Solo Tackles</b>	6 vs. Minnesota Vikings, Nov 14, 2021 4 vs. Kansas City Chiefs, Dec 16, 2021 ...2 more at 4.	<b>Interception Return Yards</b>	6 vs. New York Jets, Nov 22, 2020
<b>Passes Defensed</b>	2 at Kansas City Chiefs, Sep 26, 2021 2 vs. New York Jets, Nov 22, 2020	<b>Special Teams Tackles</b>	1 vs. Las Vegas Raiders, Oct 04, 2021 1 vs. Dallas Cowboys, Sep 19, 2021 ...3 more at 1.
<b>Forced Fumbles</b>	2 at Kansas City Chiefs, Sep 26, 2021	<b>Special Teams Forced Fumbles</b>	1 vs. Jacksonville Jaguars, Oct 25, 2020
<b>Fumble Recoveries</b>	1 at Cincinnati Bengals, Dec 05, 2021	<b>Longest Opp Fumble Return</b>	61 at Cincinnati Bengals, Dec 05, 2021

**2023 GAME-BY-GAME REGULAR-SEASON STATISTICS (JAGUARS)**

DATE	OPPONENT	P/S	TACKLES							INTERCEPTIONS							O. FUMB					ST					MISC	
			TK	S	A	SK	YDS	TFL	YDS	QBH	NO	YDS	LG	TD	PD	FF	FR	TD	YDS	TK	S	A	FF	FR	S	A	W/L	SCORE
09/10	at Colts																										W	31-21
09/17	Chiefs																										L	9-17
09/24	Texans																										L	17-37
10/01	Falcons																										W	23-7
10/08	at Bills																										W	25-20
10/15	Colts																										W	37-20
10/19	at Saints	P	0	0	0	0.0	0.0	0	0	0	0	0	0	0	0	0	0	0	0	0	0	0	0	0	0	0	W	31-24
10/29	at Steelers	P	0	0	0	0.0	0.0	0	0	0	0	0	0	0	0	0	0	0	0	0	0	0	0	0	0	0	W	20-10
11/12	49ers																										L	3-34
11/19	Titans																										W	34-14
11/26	at Texans																										W	24-21
12/04	Bengals																										L	31-34+
12/10	at Browns																										L	27-31
12/17	Ravens																										L	7-23
12/24	at Buccaneers																										L	12-30
12/31	Panthers																										W	26-0
01/07	at Titans																										L	20-28
2023 TOTALS		2-0	0	0	0	0.0	0.0	0	0	0	0	0	0	0	0	0	0	0	0	0	0	0	0	0	0	0	9-8	

+ - Overtime





# TYSON CAMPBELL | 32

**POSITION:** CORNERBACK  
**HT:** 6-1 | **WT:** 195 | **DOB:** 3-17-2000  
**COLLEGE:** GEORGIA  
**HOMETOWN:** MIRAMAR, FLA.  
**ACQ:** D2-'21  
**EXP:** 4th YEAR

@tysoncampbell\_  
 @tysoncampbell\_

## KEY TRANSACTIONS:

- Originally drafted by Jacksonville in the second round (33rd overall) in the 2021 draft
- Signed a contract extension with Jacksonville on 7/23/24

## PRO

### 2023 (Jaguars)

- Started 11 games... Recorded 61 tackles (42 solo), five passes defended, two tackles for loss, one forced fumble and one interception
- 12/31 vs. CAR:** Started at cornerback and played all 54 defensive snaps... Recorded eight total tackles (six solo), one tackle for loss and one pass defended
- 10/1 vs. ATL:** Started at cornerback and posted six total tackles (five solo) and two passes defended... Played all 58 defensive snaps and three snaps on special teams
- 9/10 at IND:** Started at cornerback and recorded one interception, marking his sixth-career interception and second in a season opener... Posted one forced fumble for the second time in his career... Recorded six solo tackles and a pass defended

### 2022 (Jaguars)

- Started in all 17 regular season games and both postseason games... In the regular season, he posted 70 tackles (55 solo), a career-high 15 passes defended, a career-high three interceptions including one 29-yard return, two tackles for loss, two fumble recoveries and one forced fumble... In the postseason he totaled six tackles (five solo)
- 1/1 at HOU:** Started at cornerback and recorded three tackles (two solo) and one fumble recovery that he returned for his first career touchdown to put the Jaguars ahead 21-0
- 10/16 at IND:** Started at cornerback and recorded seven tackles (seven solo), three passes defended, and one forced fumble... Campbell surpassed 100 tackles for his career (101 total tackles)
- 9/11 at WAS:** Started at cornerback and recorded three tackles (two solo) and his third career interception... Campbell became the first Jaguars player since 2020 (S Andrew Wingard and CB CJ Henderson) to record an interception in Week 1

### 2021 (Jaguars)

- Concluded his rookie season with 14 starts in 15 games played... Had 73 total tackles, two interceptions and 10 passes defended
- 12/19 vs. HOU:** Started at cornerback and recorded his second INT of the season, becoming the first Jaguars rookie cornerback since 2016 (Jalen Ramsey) to record at least two INTs in a season... Finished with four tackles, two passes defended and one INT
- 11/28 vs. ATL:** Started at cornerback and posted the first INT of his career when he picked off Falcons QB Matt Ryan with 19 seconds remaining in the first half... Campbell finished the game with three tackles, three passes defended and one INT... He is the fourth Jaguars rookie in the last 20 years to record at least three passes defended and one INT in a single game, joining CBs CJ Henderson (2020), Jalen Ramsey (2016, twice) and S Marlon McCree (2002)

## COLLEGE

- Played in 33 games at Georgia, including 30 starts, and recorded 89 tackles, 11 passes defended, three fumble recoveries, one INT and one forced fumble
- In 2018 against Missouri, he forced, recovered and returned a first-quarter fumble for a 64-yard touchdown

## PERSONAL

- In July 2024, participated in a mission trip to Zimbabwe
- On June 10, 2023, hosted his first football camp with 300 local youth football athletes
- 2A state champion in the 100 meters and 200 meters
- Led American Heritage High School to a 50-5 record, including undefeated seasons as state champions in his junior and senior campaigns

## TYSON CAMPBELL'S NFL REGULAR SEASON DEFENSIVE STATISTICS

DATE	TEAM	GP	GS	TACKLES						INTERCEPTIONS						O. FUMB				ST			MISC						
				TK	S	A	TFL	YDS	SK	YDS	QBH	NO	YDS	LG	TD	PD	FF	FR	TD	YDS	TK	S	A	FF	FR	S	A		
2021	Jaguars	15	14	73	49	24	2	4	0.0	0.0	0	2	3	3	0	10	0	0	0	0	0	0	0	0	0	0	0	0	0
2022	Jaguars	17	17	70	55	15	2	9	0.0	0.0	0	3	32	29	0	15	1	2	1	12	0	0	0	0	0	0	0	0	0
2023	Jaguars	11	11	61	42	19	2	5	0.0	0.0	0	1	0	0	0	5	1	0	0	0	0	0	0	0	0	0	0	0	0
<b>NFL TOTALS</b>		<b>43</b>	<b>42</b>	<b>204</b>	<b>146</b>	<b>58</b>	<b>6</b>	<b>18</b>	<b>0.0</b>	<b>0.0</b>	<b>0</b>	<b>6</b>	<b>35</b>	<b>29</b>	<b>0</b>	<b>30</b>	<b>2</b>	<b>2</b>	<b>1</b>	<b>12</b>	<b>0</b>	<b>0</b>	<b>0</b>	<b>0</b>	<b>0</b>	<b>0</b>	<b>0</b>	<b>0</b>	<b>0</b>





**TYSON CAMPBELL'S NFL POSTSEASON DEFENSIVE STATISTICS**

DATE	TEAM	GP	TACKLES								INTERCEPTIONS						O. FUMB				ST				MISC		
			GS	TK	S	A	TFL	YDS	SK	YDS	QBH	NO	YDS	LG	TD	PD	FF	FR	TD	YDS	TK	S	A	FF	FR	S	A
2022	Jaguars	2	2	6	5	1	0	0	0.0	0.0	0	0	0	0	0	0	0	0	0	0	0	0	0	0	0	0	0
<b>NFL TOTALS</b>		<b>2</b>	<b>2</b>	<b>6</b>	<b>5</b>	<b>1</b>	<b>0</b>	<b>0</b>	<b>0.0</b>	<b>0.0</b>	<b>0</b>	<b>0</b>	<b>0</b>	<b>0</b>	<b>0</b>	<b>0</b>	<b>0</b>	<b>0</b>	<b>0</b>	<b>0</b>	<b>0</b>	<b>0</b>	<b>0</b>	<b>0</b>	<b>0</b>	<b>0</b>	

**SINGLE-GAME HIGHS: DEFENSIVE**

<b>Total Tackles</b>	9 at Cincinnati Bengals, Sep 30, 2021 8 vs. Carolina Panthers, Dec 31, 2023 ...3 more at 8.	<b>Tackles For Loss</b>	1 vs. Carolina Panthers, Dec 31, 2023 1 at Buffalo Bills, Oct 08, 2023 ...4 more at 1.
<b>Solo Tackles</b>	7 vs. Carolina Panthers, Dec 31, 2023 7 at New York Jets, Dec 22, 2022 ...1 more at 7.	<b>Interceptions</b>	1 vs. Tennessee Titans, Jan 07, 2023 1 vs. Denver Broncos, Oct 30, 2022 ...3 more at 1.
<b>Passes Defensed</b>	3 at Tennessee Titans, Dec 11, 2022 3 at Indianapolis Colts, Oct 16, 2022 ...1 more at 3.	<b>Interception Return Yards</b>	29 vs. Tennessee Titans, Jan 07, 2023 3 at Washington Commanders, Sep 11, 2022 ...1 more at 3.
<b>Forced Fumbles</b>	1 at Indianapolis Colts, Sep 10, 2023 1 at Indianapolis Colts, Oct 16, 2022	<b>Longest Opp Fumble Return</b>	12 at Houston Texans, Jan 01, 2023
<b>Fumble Recoveries</b>	1 vs. Baltimore Ravens, Nov 27, 2022		

**SINGLE-GAME HIGHS - POSTSEASON: DEFENSIVE**

<b>Total Tackles</b>	4 vs. Los Angeles Chargers, Jan 14, 2023 2 at Kansas City Chiefs, Jan 21, 2023	<b>Solo Tackles</b>	3 vs. Los Angeles Chargers, Jan 14, 2023 2 at Kansas City Chiefs, Jan 21, 2023
----------------------	-----------------------------------------------------------------------------------	---------------------	-----------------------------------------------------------------------------------

**2023 GAME-BY-GAME REGULAR-SEASON STATISTICS (JAGUARS)**

DATE	OPPONENT	P/S	TACKLES								INTERCEPTIONS						O. FUMB				ST				MISC				
			TK	S	A	SK	YDS	TFL	YDS	QBH	NO	YDS	LG	TD	PD	FF	FR	TD	YDS	TK	S	A	FF	FR	S	A	W/L	SCORE	
09/10	at Colts	S	6	6	0	0.0	0.0	0	0	0	1	0	0	0	1	1	0	0	0	0	0	0	0	0	0	0	0	W	31-21
09/17	Chiefs	S	8	3	5	0.0	0.0	0	0	0	0	0	0	0	0	0	0	0	0	0	0	0	0	0	0	0	L	9-17	
09/24	Texans	S	3	2	1	0.0	0.0	0	0	0	0	0	0	0	0	0	0	0	0	0	0	0	0	0	0	0	L	17-37	
10/01	Falcons	S	6	5	1	0.0	0.0	0	0	0	0	0	0	0	2	0	0	0	0	0	0	0	0	0	0	0	W	23-7	
10/08	at Bills	S	5	3	2	0.0	0.0	1	1	0	0	0	0	0	1	0	0	0	0	0	0	0	0	0	0	0	W	25-20	
10/15	Colts	S	3	1	2	0.0	0.0	0	0	0	0	0	0	0	0	0	0	0	0	0	0	0	0	0	0	0	W	37-20	
10/19	at Saints																										W	31-24	
10/29	at Steelers																										W	20-10	
11/12	49ers	S	3	2	1	0.0	0.0	0	0	0	0	0	0	0	0	0	0	0	0	0	0	0	0	0	0	0	L	3-34	
11/19	Titans																										W	34-14	
11/26	at Texans																										W	24-21	
12/04	Bengals	S	6	4	2	0.0	0.0	0	0	0	0	0	0	0	0	0	0	0	0	0	0	0	0	0	0	0	L	31-34+	
12/10	at Browns																										L	27-31	
12/17	Ravens																										L	7-23	
12/24	at Buccaneers	S	6	4	2	0.0	0.0	0	0	0	0	0	0	0	0	0	0	0	0	0	0	0	0	0	0	0	L	12-30	
12/31	Panthers	S	8	7	1	0.0	0.0	1	4	0	0	0	0	0	1	0	0	0	0	0	0	0	0	0	0	0	W	26-0	
01/07	at Titans	S	7	5	2	0.0	0.0	0	0	0	0	0	0	0	0	0	0	0	0	0	0	0	0	0	0	0	L	20-28	
<b>2023 TOTALS</b>		<b>11-11</b>	<b>61</b>	<b>42</b>	<b>19</b>	<b>0.0</b>	<b>0.0</b>	<b>2</b>	<b>5</b>	<b>0</b>	<b>1</b>	<b>0</b>	<b>0</b>	<b>0</b>	<b>5</b>	<b>1</b>	<b>0</b>	<b>0</b>	<b>0</b>	<b>0</b>	<b>0</b>	<b>0</b>	<b>0</b>	<b>0</b>	<b>0</b>	<b>0</b>	<b>9-8</b>		

+ - Overtime





# ANDRE CARTER | 97

POSITION: DEFENSIVE END  
 HT: 6-3 | WT: 285 | DOB: 6-2-2000  
 COLLEGE: INDIANA  
 HOMETOWN: DETROIT, MICH.  
 ACQ: UDFA-'24  
 EXP: R

Twitter: @Anddre\_90  
 Instagram: @dre\_carter1

## KEY TRANSACTIONS

- Originally signed as an undrafted free agent with Jacksonville on 4/30/24

## COLLEGE

- Appeared in 58 career games (36 starts) and spent his first four seasons at Western Michigan (2018-22) before transferring to Indiana
- Career totals include 184 tackles (95 solo), 38.5 tackles for loss, 15.0 sacks, five forced fumbles, five passes defended, and one interception

## PERSONAL

- Son of Lisa and Dellika Ollie
- Participated in football, wrestling and track and field at Cass Tech High School (Detroit, Mich.)

### ANDRE CARTER'S COLLEGE DEFENSIVE STATISTICS

DATE	TEAM	GP	GS	TACKLES							INTERCEPTIONS					O. FUMB				ST			MISC					
				TK	S	A	TFL	YDS	SK	YDS	QBH	NO	YDS	LG	TD	PD	FF	FR	TD	YDS	TK	S	A	FF	FR	S	A	
2018	Western Mich.	4	0	7	5	2	2.0	7.0	0.0	0.0	0	0	0	0	0	0	1	0	0	0	0	0	0	0	0	0	0	0
2019	Western Mich.	13	0	23	8	15	5.5	19.0	2.5	14.0	6	0	0	0	0	0	0	0	0	0	0	0	0	0	0	0	0	
2020	Western Mich.	5	1	5	2	3	1.5	5.0	0.5	2.0	0	0	0	0	0	0	1	0	0	0	0	0	0	0	0	0	0	
2021	Western Mich.	12	10	30	17	13	5.0	36.0	3.0	29.0	5	0	0	0	0	0	1	0	0	0	0	0	0	0	0	0	0	
2022	Western Mich.	12	12	70	36	34	13.5	59.0	7.0	41.0	11	1	11	11	0	2	2	0	0	0	0	0	0	0	0	0	0	
2023	Indiana	12	12	49	27	22	11.0	44.0	2.0	16.0	4	0	0	0	0	3	0	0	0	0	0	0	0	0	0	0	0	
<b>TOTALS</b>		<b>58</b>	<b>35</b>	<b>184</b>	<b>95</b>	<b>89</b>	<b>38.5</b>	<b>170.0</b>	<b>15.0</b>	<b>102.0</b>	<b>26</b>	<b>1</b>	<b>11</b>	<b>11</b>	<b>0</b>	<b>5</b>	<b>5</b>	<b>0</b>	<b>0</b>	<b>0</b>	<b>0</b>	<b>0</b>	<b>0</b>	<b>0</b>	<b>0</b>	<b>0</b>	<b>0</b>	<b>0</b>

### COLLEGE 2023 GAME-BY-GAME STATISTICS (INDIANA)

DATE	OPPONENT	P/S	TACKLES							INTERCEPTIONS					O. FUMB				ST			MISC		SCORE				
			TK	S	A	SK	YDS	TFL	YDS	QBH	NO	YDS	LG	TD	PD	FF	FR	TD	YDS	TK	S	A	FF		FR	S	A	W/L
09/02	Ohio St.	S	4	2	2	0.0	0.0	2.0	7.0	0	0	0	0	0	1	0	0	0	0	0	0	0	0	0	0	0	L	3-23
09/08	Indiana St.	S	4	3	1	1.0	5.0	2.0	6.0	0	0	0	0	0	0	0	0	0	0	0	0	0	0	0	0	W	41-7	
09/16	Louisville	S	4	1	3	0.0	0.0	0.0	0.0	2	0	0	0	0	1	0	0	0	0	0	0	0	0	0	0	W	21-14	
09/23	Akron	S	4	3	1	1.0	11.0	1.0	11.0	0	0	0	0	0	0	0	0	0	0	0	0	0	0	0	0	W	29-27	
09/30	at Maryland	S	4	2	2	0.0	0.0	1.0	3.0	0	0	0	0	0	0	0	0	0	0	0	0	0	0	0	0	L	17-44	
10/14	at Michigan	S	2	0	2	0.0	0.0	0.0	0.0	0	0	0	0	0	0	0	0	0	0	0	0	0	0	0	0	L	7-52	
10/21	Rutgers	S	7	5	2	0.0	0.0	1.0	5.0	0	0	0	0	0	0	0	0	0	0	0	0	0	0	0	0	L	14-31	
10/28	at Penn St.	S	8	5	3	0.0	0.0	0.0	0.0	1	0	0	0	0	0	0	0	0	0	0	0	0	0	0	0	L	24-33	
11/04	Wisconsin	S	2	1	1	0.0	0.0	0.0	0.0	0	0	0	0	0	1	0	0	0	0	0	0	0	0	0	0	W	20-14	
11/11	at Illinois	S	3	1	2	0.0	0.0	0.0	0.0	0	0	0	0	0	0	0	0	0	0	0	0	0	0	0	0	L	45-48	
11/18	Michigan St.	S	2	2	0	0.0	0.0	2.0	7.0	1	0	0	0	0	0	0	0	0	0	0	0	0	0	0	0	L	21-24	
11/25	at Purdue	S	5	2	3	0.0	0.0	2.0	5.0	0	0	0	0	0	0	0	0	0	0	0	0	0	0	0	0	L	31-35	
<b>2023 TOTALS</b>		<b>12-12</b>	<b>49</b>	<b>27</b>	<b>22</b>	<b>2.0</b>	<b>16.0</b>	<b>11.0</b>	<b>44.0</b>	<b>4</b>	<b>0</b>	<b>0</b>	<b>0</b>	<b>0</b>	<b>3</b>	<b>0</b>	<b>0</b>	<b>0</b>	<b>0</b>	<b>0</b>	<b>0</b>	<b>0</b>	<b>0</b>	<b>0</b>	<b>0</b>	<b>0</b>	<b>4-8</b>	





# JOSHUA CEPHUS | 19

**POSITION:** WIDE RECEIVER  
**HT:** 6-2 | **WT:** 193 | **DOB:** 3-5-2001  
**COLLEGE:** TEXAS AT SAN ANTONIO  
**HOMETOWN:** SPRING, TEXAS  
**ACQ:** UDFA-'24  
**EXP:** R

@joshua\_cephus  
 @joshuacephus\_

## KEY TRANSACTIONS

- Originally signed as an undrafted free agent with Jacksonville on 4/30/24

## COLLEGE

- Voted First-Team All-American Athletic Conference and named to the Dave Campbell Texas Football All-Texas College First-Team
- In 2023, he set a school record after he recorded 1,151 receiving yards
- Finished his UTSA career as the program's all-time leader in receptions (313), receiving yards (3,639), and starts (56)

## PERSONAL

- Son of Trenesa and Rodney Cephus
- His uncle, Marvin Cephus, played wide receiver with the New Orleans Saints and Philadelphia Eagles
- Has three brothers and one sister

### JOSHUA CEPHUS' COLLEGE RUSHING/RECEIVING STATISTICS

DATE	TEAM	GP	GS	RUSHING					RECEIVING				
				NO.	YDS.	AVG.	LG	TD	NO.	YDS.	AVG.	LG	TD
2019	UTSA	12	5	0	0	0.0	0	0	8	153	19.1	75	1
2020	UTSA	12	12	2	-13	-6.5	0	0	58	547	9.4	35	5
2021	UTSA	14	14	2	11	5.5	6	0	71	803	11.3	47	6
2022	UTSA	13	12	3	10	3.3	9	1	87	985	11.3	65	6
2023	UTSA	13	13	1	-9	-9.0	0	0	88	1,149	13.1	84	10
<b>TOTALS</b>		<b>64</b>	<b>56</b>	<b>8</b>	<b>-1</b>	<b>-0.1</b>	<b>9</b>	<b>1</b>	<b>312</b>	<b>3,637</b>	<b>11.7</b>	<b>84</b>	<b>28</b>

### JOSHUA CEPHUS' COLLEGE RETURN STATISTICS

DATE	TEAM	KICKOFF RETURNS					PUNT RETURNS					
		RET.	YDS.	AVG.	LG	TD	NO.	FC	YDS.	AVG.	LG	TD
2019	UTSA	0	0	0.0	0	0	0	0	0	0.0	0	0
2020	UTSA	0	0	0.0	0	0	0	0	0	0.0	0	0
2021	UTSA	0	0	0.0	0	0	0	0	0	0.0	0	0
2022	UTSA	1	12	12.0	12	0	9	0	36	4.0	17	0
2023	UTSA	0	0	0.0	0	0	1	0	16	16.0	16	0
<b>TOTALS</b>		<b>1</b>	<b>12</b>	<b>12.0</b>	<b>12</b>	<b>0</b>	<b>10</b>	<b>0</b>	<b>52</b>	<b>5.2</b>	<b>17</b>	<b>0</b>

### COLLEGE 2023 GAME-BY-GAME STATISTICS (UTSA)

DATE	OPPONENT	P/S	RUSHING					RECEIVING					W/L	SCORE
			NO.	YDS.	AVG.	LG	TD	NO.	YDS.	AVG.	LG	TD		
09/02	at Houston	S	0	0	0.0	0	0	9	123	13.7	28	1	L	14-17
09/09	Texas St.	S	0	0	0.0	0	0	6	38	6.3	12	0	W	20-13
09/15	Army West Point	S	0	0	0.0	0	0	8	84	10.5	44	1	L	29-37
09/23	at Tennessee	S	1	-9	-9.0	0	0	7	58	8.3	21	1	L	14-45
10/07	at Temple	S	0	0	0.0	0	0	7	81	11.6	17	1	W	49-34
10/14	UAB	S	0	0	0.0	0	0	7	55	7.9	11	2	W	41-20
10/21	at Fla. Atlantic	S	0	0	0.0	0	0	7	57	8.1	12	0	W	36-10
10/28	East Carolina	S	0	0	0.0	0	0	4	183	45.8	84	1	W	41-27
11/04	at North Texas	S	0	0	0.0	0	0	6	69	11.5	28	0	W	37-29
11/11	Rice	S	0	0	0.0	0	0	5	53	10.6	14	1	W	34-14
11/17	South Fla.	S	0	0	0.0	0	0	9	163	18.1	64	1	W	49-21
11/24	at Tulane	S	0	0	0.0	0	0	6	83	13.8	24	0	L	16-29
12/19	at Marshall	S	0	0	0.0	0	0	7	102	14.6	44	1	W	35-17
<b>2023 TOTALS</b>		<b>13-13</b>	<b>1</b>	<b>-9</b>	<b>-9.0</b>	<b>0</b>	<b>0</b>	<b>88</b>	<b>1,149</b>	<b>13.1</b>	<b>84</b>	<b>10</b>	<b>9-4</b>	







# ANDRE CISCO | 5

**POSITION:** SAFETY  
**HT:** 6-0 | **WT:** 210 | **DOB:** 3-23-2000  
**COLLEGE:** SYRACUSE  
**HOMETOWN:** QUEENS, N.Y.  
**ACQ:** D3-'21  
**EXP:** 4th YEAR

andrecisco7  
 @cincocisco

## KEY TRANSACTIONS:

- Originally drafted by Jacksonville in the third round (65th overall) in the 2021 draft

## PRO

### 2023 (Jaguars)

- Started 15 games... Recorded 62 tackles (42 solo), five passes defended, a career-high four interceptions, one forced fumble, one tackle for loss and a 0.5 sack... His four interceptions tied for first on the team and moved him into 11th in franchise history in career interceptions (seven)
- 1/7 at TEN:** Started at safety... Posted two total tackles (one solo), one pass defended and one interception, his fourth of the season, for a 29-yard gain
- 10/15 vs. IND:** Started at safety and recorded five solo tackles and one interception for 21 yards
- 10/1 vs. ATL:** Started at safety and recorded four solo tackles, one pass defended and one interception for 18 yards
- 9/17 vs. K.C.:** Started at safety and caught his first interception of the season... Posted two combined tackles and two passes defended
- 9/10 at IND:** Started at free safety and recorded a forced fumble with a single-game career-high 10 total tackles

### 2022 (Jaguars)

- Started in 15 regular season games after being inactive with a shoulder injury for two, and started both postseason games... In the regular season, he posted a career-high 70 tackles (46 solo), 10 passes defended, three interceptions including one 59-yard touchdown return, 1.0 sack and three solo tackles on special teams... In the postseason he recorded eight tackles (seven solo)... His 59-yard interception for a touchdown was the Jaguars longest interception touchdown return since S Tashaun Gipson recorded a 67-yard return in 2017
- 12/22 at NYJ:** Started at safety and recorded three tackles (one solo) and 1.0 sack... His sack in the first quarter marked the first of his career
- 10/16 at IND:** Started at safety and posted a career-high nine tackles, including a career-high six solo
- 10/2 at PHI:** Started at safety and recorded three tackles (two solo), one pass defended and one interception returned 59 yards for a touchdown... His pick-six was the first of his career
- 9/18 vs. IND:** Started at safety and recorded a team-high six tackles (four solo) and his first career interception

### 2021 (Jaguars)

- Concluded his rookie season with 21 total tackles, two passes defended and one forced fumble
- 1/9 vs. IND:** Started at safety and recorded four total tackles (three solo) and one forced fumble
- 12/26 at NYJ:** Made the first start of his NFL career... Recorded four total tackles (two solo) and one pass defended
- 9/12 at HOU:** Saw action on defense and special teams in his NFL debut... Recorded one solo tackle

## COLLEGE

- Played in 24 games at Syracuse
- Finished his career with 136 total tackles (94 solo), 13 interceptions and 29 passes defended
- Three-year starter for the Orange and two-time All-ACC selection
- His 12 INTs from 2018-19 were the most by any player in college football during that span

## PERSONAL

- In July 2024, participated on a mission trip to Zimbabwe
- In April of 2023, performed stand-up comedy at an open mic night in New Orleans
- Has two sisters
- As a senior at IMG Academy, had 15 tackles, one interception, four passes defended and recovered three fumbles as IMG finished ranked No. 2 in the USA Today Super 25 poll

## ANDRE CISCO'S NFL REGULAR SEASON DEFENSIVE STATISTICS

DATE	TEAM	GP	GS	TACKLES							INTERCEPTIONS							O. FUMB					ST				MISC			
				TK	S	A	TFL	YDS	SK	YDS	QBH	NO	YDS	LG	TD	PD	FF	FR	TD	YDS	TK	S	A	FF	FR	S	A			
2021	Jaguars	17	3	21	17	4	0	0	0.0	0.0	0	0	0	0	0	2	1	0	0	0	0	5	2	3	1	0	0	0		
2022	Jaguars	15	15	70	46	24	1	8	1.0	8.0	1	3	72	59t	1	10	0	0	0	0	0	3	3	0	0	0	0	0		
2023	Jaguars	15	15	62	42	20	1	1	0.5	3.5	1	4	68	29	0	5	1	0	0	0	0	0	0	0	0	0	0			
<b>NFL TOTALS</b>		<b>47</b>	<b>33</b>	<b>153</b>	<b>105</b>	<b>48</b>	<b>2</b>	<b>9</b>	<b>1.5</b>	<b>11.5</b>	<b>2</b>	<b>7</b>	<b>140</b>	<b>59T</b>	<b>1</b>	<b>17</b>	<b>2</b>	<b>0</b>	<b>0</b>	<b>0</b>	<b>8</b>	<b>5</b>	<b>3</b>	<b>1</b>	<b>0</b>	<b>0</b>	<b>0</b>			



**ANDRE CISCO'S NFL POSTSEASON DEFENSIVE STATISTICS**

DATE	TEAM	GP	TACKLES								INTERCEPTIONS						O. FUMB				ST				MISC		
			GS	TK	S	A	TFL	YDS	SK	YDS	QBH	NO	YDS	LG	TD	PD	FF	FR	TD	YDS	TK	S	A	FF	FR	S	A
2022	Jaguars	2	2	8	7	1	0	0	0.0	0.0	0	0	0	0	1	0	0	0	0	0	0	0	0	0	0	0	0
<b>NFL TOTALS</b>		<b>2</b>	<b>2</b>	<b>8</b>	<b>7</b>	<b>1</b>	<b>0</b>	<b>0</b>	<b>0.0</b>	<b>0.0</b>	<b>0</b>	<b>0</b>	<b>0</b>	<b>0</b>	<b>1</b>	<b>0</b>	<b>0</b>	<b>0</b>	<b>0</b>	<b>0</b>	<b>0</b>	<b>0</b>	<b>0</b>	<b>0</b>	<b>0</b>	<b>0</b>	

**SINGLE-GAME HIGHS: DEFENSIVE**

<b>Total Tackles</b>	10 at Indianapolis Colts, Sep 10, 2023 9 at Indianapolis Colts, Oct 16, 2022	<b>Tackles For Loss</b>	1 vs. Atlanta Falcons, Oct 01, 2023 1 at New York Jets, Dec 22, 2022
<b>Solo Tackles</b>	7 at Indianapolis Colts, Sep 10, 2023 7 vs. New York Giants, Oct 23, 2022	<b>Interceptions</b>	1 vs. Indianapolis Colts, Oct 15, 2023 1 vs. Atlanta Falcons, Oct 01, 2023 ...4 more at 1.
<b>Sacks</b>	1.0 at New York Jets, Dec 22, 2022 0.5 vs. Tennessee Titans, Nov 19, 2023	<b>Interception Return Yards</b>	59 at Philadelphia Eagles, Oct 02, 2022 29 at Tennessee Titans, Jan 07, 2024
<b>Passes Defensed</b>	2 vs. Kansas City Chiefs, Sep 17, 2023 2 vs. Baltimore Ravens, Nov 27, 2022 ...1 more at 2.	<b>Special Teams Tackles</b>	1 vs. Dallas Cowboys, Dec 18, 2022 1 at Philadelphia Eagles, Oct 02, 2022 ...6 more at 1.
<b>Forced Fumbles</b>	1 at Indianapolis Colts, Sep 10, 2023 1 vs. Indianapolis Colts, Jan 09, 2022	<b>Special Teams Forced Fumbles</b>	1 at Tennessee Titans, Dec 12, 2021

**SINGLE-GAME HIGHS - POSTSEASON: DEFENSIVE**

<b>Total Tackles</b>	4 at Kansas City Chiefs, Jan 21, 2023 4 vs. Los Angeles Chargers, Jan 14, 2023	<b>Passes Defensed</b>	1 vs. Los Angeles Chargers, Jan 14, 2023
<b>Solo Tackles</b>	4 vs. Los Angeles Chargers, Jan 14, 2023 3 at Kansas City Chiefs, Jan 21, 2023		

**2023 GAME-BY-GAME REGULAR-SEASON STATISTICS (JAGUARS)**

DATE	OPPONENT	P/S	TACKLES								INTERCEPTIONS						O. FUMB				ST				MISC			
			TK	S	A	SK	YDS	TFL	YDS	QBH	NO	YDS	LG	TD	PD	FF	FR	TD	YDS	TK	S	A	FF	FR	S	A	W/L	SCORE
09/10	at Colts	S	10	7	3	0.0	0.0	0	0	0	0	0	0	0	1	0	0	0	0	0	0	0	0	0	0	0	W	31-21
09/17	Chiefs	S	2	1	1	0.0	0.0	0	0	0	1	0	0	0	2	0	0	0	0	0	0	0	0	0	0	0	L	9-17
09/24	Texans	S	7	4	3	0.0	0.0	0	0	0	0	0	0	0	0	0	0	0	0	0	0	0	0	0	0	0	L	17-37
10/01	Falcons	S	4	4	0	0.0	0.0	1	1	0	1	18	18	0	1	0	0	0	0	0	0	0	0	0	0	0	W	23-7
10/08	at Bills	S	4	3	1	0.0	0.0	0	0	0	0	0	0	0	0	0	0	0	0	0	0	0	0	0	0	0	W	25-20
10/15	Colts	S	5	5	0	0.0	0.0	0	0	0	1	21	21	0	1	0	0	0	0	0	0	0	0	0	0	0	W	37-20
10/19	at Saints	S	2	1	1	0.0	0.0	0	0	0	0	0	0	0	0	0	0	0	0	0	0	0	0	0	0	0	W	31-24
10/29	at Steelers		ON INACTIVE LIST																								W	20-10
11/12	49ers	S	4	2	2	0.0	0.0	0	0	0	0	0	0	0	0	0	0	0	0	0	0	0	0	0	0	0	L	3-34
11/19	Titans	S	5	1	4	0.5	3.5	0	0	1	0	0	0	0	0	0	0	0	0	0	0	0	0	0	0	0	W	34-14
11/26	at Texans	S	3	1	2	0.0	0.0	0	0	0	0	0	0	0	0	0	0	0	0	0	0	0	0	0	0	0	W	24-21
12/04	Bengals	S	7	6	1	0.0	0.0	0	0	0	0	0	0	0	0	0	0	0	0	0	0	0	0	0	0	0	L	31-34+
12/10	at Browns	S	3	3	0	0.0	0.0	0	0	0	0	0	0	0	0	0	0	0	0	0	0	0	0	0	0	0	L	27-31
12/17	Ravens		ON INACTIVE LIST																								L	7-23
12/24	at Buccaneers	S	1	1	0	0.0	0.0	0	0	0	0	0	0	0	0	0	0	0	0	0	0	0	0	0	0	0	L	12-30
12/31	Panthers	S	3	2	1	0.0	0.0	0	0	0	0	0	0	0	0	0	0	0	0	0	0	0	0	0	0	0	W	26-0
01/07	at Titans	S	2	1	1	0.0	0.0	0	0	0	1	29	29	0	1	0	0	0	0	0	0	0	0	0	0	0	L	20-28
<b>2023 TOTALS</b>		<b>15-15</b>	<b>62</b>	<b>42</b>	<b>20</b>	<b>0.5</b>	<b>3.5</b>	<b>1</b>	<b>1</b>	<b>1</b>	<b>4</b>	<b>68</b>	<b>29</b>	<b>0</b>	<b>5</b>	<b>1</b>	<b>0</b>	<b>0</b>	<b>0</b>	<b>0</b>	<b>0</b>	<b>0</b>	<b>0</b>	<b>0</b>	<b>0</b>	<b>0</b>	<b>9-8</b>	



+ - Overtime





## EZRA CLEVELAND | 76

**POSITION:** OFFENSIVE LINEMAN  
**HT:** 6-6 | **WT:** 312 | **DOB:** 5-8-1998  
**COLLEGE:** BOISE STATE  
**HOMETOWN:** SPANAWAY, WASH.  
**ACQ:** T (MIN)-'23  
**EXP:** 5th YEAR

 @ezra508  
 @ezra\_cleveland

### KEY TRANSACTIONS

- Selected in the second round (No. 58 overall) in the 2020 NFL Draft
- Acquired via trade by Jacksonville on 10/31/23
- Re-signed with Jacksonville on 3/7/24

### PRO

#### 2023 (Jaguars)

- Participated in nine games with five starts
- **1/7 at TEN:** Started at left guard and played all 71 offensive snaps and four snaps on special teams
- **12/24 at T.B.:** Started at left guard and played all 66 offensive snaps and one snap on special teams
- **12/4 vs. CIN:** Started at left guard and played all 69 offensive snaps... Saw action on six special teams plays

#### 2023 (Vikings)

- Started six games at left guard before leaving Week 6 at Chicago (10/15) with an injury

#### 2022 (Vikings)

- Started all 17 games at left guard

#### 2021 (Vikings)

- Started all 17 games at left guard and played all 1,082 offensive snaps

#### 2020 (Vikings)

- Appeared in 13 games (nine starts) at right guard for the Vikings offense

### COLLEGE

- Started in all 40 of his college games after redshirting in 2016.
- Two-time First-Team All-Mountain West in 2018 and '19 and honorable mention in 2017 as a redshirt freshman.
- Boise State played in the Mountain West Championship Game each season, winning conference title in 2017 and 2019.
- Helped Broncos to 12-2 mark in 2019, with the only losses coming at BYU and in Las Vegas Bowl to Washington.
- Squad went 10-3 in 2018 and 11-3 in 2017, winning the Las Vegas Bowl over Oregon.
- Blocked for Mountain West Freshman of the Year, RB George Holani, in 2019.
- During his time as a Bronco, helped extend the team's streak of having a 1,000-yard rusher to 12 consecutive seasons. Alexander Mattison's rushing totals benefited from Cleveland in 2017 (1,086) and 2018 (1,415).
- Protected Mountain West Player of the Year, QB Brett Rypien, and the nation's 18th-ranked passing offense (292 ypg) in 2018.
- Started 14 games as a redshirt freshman while the Broncos finished second on the Mountain West in scoring (32.5 ppg).

### PERSONAL

- Earned academic All-Mountain West honors in 2017.
- One of 58 players that virtually attended the 2020 NFL Draft.
- Highest-drafted Boise State Bronco since Leighton Vander Esch was selected by Dallas in the first round of the 2018 NFL Draft.
- Led the OL group at the NFL Combine with his 4.46 20-yard shuttle and 7.26 3-cone drill. Ran a 4.93 40-yard dash (third among OL) and 30 bench press reps (fifth among OL).
- Majored in construction management.
- Born three weeks premature but weighed 11 pounds at birth.
- Grew up in Spanaway, Washington, a suburb of Tacoma.





**EZRA CLEVELAND'S NFL REGULAR SEASON STATISTICS**

DATE	TEAM	GP	GS
2020	Vikings	13	9
2021	Vikings	17	17
2022	Vikings	17	17
2023	Vikings	6	6
Went from <b>Minnesota</b> to <b>Jacksonville</b> .			
2023	Jaguars	9	5
2023	TOTAL	15	11
<b>NFL TOTALS</b>		<b>62</b>	<b>54</b>

**EZRA CLEVELAND'S NFL POSTSEASON STATISTICS**

DATE	TEAM	GP	GS
2022	Vikings	1	1
<b>NFL TOTALS</b>		<b>1</b>	<b>1</b>

**2023 GAME-BY-GAME REGULAR-SEASON STATISTICS (VIKINGS/JAGUARS)**

DATE	OPPONENT	P/S	W/L	SCORE
09/10	Buccaneers	S	L	17-20
09/14	at Eagles	S	L	28-34
09/24	Chargers	S	L	24-28
10/01	at Panthers	S	W	21-13
10/08	Chiefs	S	L	20-27
10/15	at Bears	S	W	19-13
10/23	49ers		W	22-17
10/29	at Packers		W	24-10
ON INACTIVE LIST				
ON INACTIVE LIST				
Went from <b>Vikings</b> to <b>Jaguars</b> .				
11/12	49ers	P	L	3-34
11/19	Titans	P	W	34-14
11/26	at Texans	P	W	24-21
12/04	Bengals	S	L	31-34+
12/10	at Browns	S	L	27-31
12/17	Ravens	S	L	7-23
12/24	at Buccaneers	S	L	12-30
12/31	Panthers	P	W	26-0
01/07	at Titans	S	L	20-28
<b>2023 TOTALS</b>		<b>15-11</b>	<b>7-10</b>	

+ - Overtime





# MYLES COLE | 59

POSITION: DEFENSIVE END  
 HT: 6-6 | WT: 278 | DOB: 4-29-2000  
 COLLEGE: TEXAS TECH  
 HOMETOWN: SHREVEPORT, LA.  
 ACQ: D7-'24  
 EXP: R

Twitter: @mdoc55  
 Instagram: @\_mc.5\_

## KEY TRANSACTIONS

- Originally drafted by Jacksonville in the seventh round (236th overall) in the 2024 draft

## COLLEGE

- Honorable All-Big 12 selection by the conference coaches
- Participated in the East-West Shrine Bowl and Reese's Senior Bowl
- Appeared in 29 games for Texas Tech and recorded 44 tackles (29 solo), nine tackles for loss, 3.5 sacks, 1 pass defended and one block
- Transferred to Texas Tech from Louisiana-Monroe after spending three seasons with the Warhawks (2019-21)

## PERSONAL

- Son of Jeffery Cole and Melissa Harris
- Brother to Reagan, Rachel, Makynzie, Sariayah, Jordan, Brianna, Garrett, Trinity, and Isaiah
- Earned a bachelor's degree from Louisiana-Monroe in kinesiology

## MYLES COLE'S COLLEGE DEFENSIVE STATISTICS

DATE	TEAM	GP	TACKLES								INTERCEPTIONS					O. FUMB				ST				MISC				
			GS	TK	S	A	TFL	YDS	SK	YDS	QBH	NO	YDS	LG	TD	PD	FF	FR	TD	YDS	TK	S	A	FF	FR	S	A	
2018	ULM	1	0	1	1	0	0.0	0.0	0.0	0.0	0	0	0	0	0	0	0	0	0	0	0	0	0	0	0	0	0	0
2019	ULM	12	0	3	2	1	1.0	5.0	0.0	0.0	0	0	0	0	0	0	0	0	0	0	0	0	0	0	0	0	0	
2020	ULM	8	5	10	5	5	1.0	12.0	1.0	12.0	1	0	0	0	0	0	0	0	0	0	0	0	0	0	0	0	0	
2021	ULM	12	6	28	6	22	1.0	5.0	0.5	4.0	2	0	0	0	0	0	0	0	0	0	0	0	0	0	0	0	0	
2022	Texas Tech	13	1	12	8	4	2.5	8.0	0.0	0.0	3	0	0	0	0	0	0	0	0	0	0	0	0	0	0	0	0	
2023	Texas Tech	13	12	32	21	11	6.5	40.0	3.5	25.0	3	0	0	0	0	1	0	0	0	0	0	0	0	0	0	0	0	
<b>TOTALS</b>		<b>59</b>	<b>24</b>	<b>86</b>	<b>43</b>	<b>43</b>	<b>12.0</b>	<b>70.0</b>	<b>5.0</b>	<b>41.0</b>	<b>9</b>	<b>0</b>	<b>0</b>	<b>0</b>	<b>0</b>	<b>1</b>	<b>0</b>	<b>0</b>	<b>0</b>	<b>0</b>	<b>0</b>	<b>0</b>	<b>0</b>	<b>0</b>	<b>0</b>	<b>0</b>	<b>0</b>	

## COLLEGE 2023 GAME-BY-GAME STATISTICS (TEXAS TECH)

DATE	OPPONENT	P/S	TACKLES								INTERCEPTIONS					O. FUMB				ST				MISC		SCORE		
			TK	S	A	SK	YDS	TFL	YDS	QBH	NO	YDS	LG	TD	PD	FF	FR	TD	YDS	TK	S	A	FF	FR	S		A	W/L
09/02	at Wyoming	S	1	1	0	0.0	0.0	0.0	0.0	0	0	0	0	0	1	0	0	0	0	0	0	0	0	0	0	0	L	17-20
09/09	Oregon	S	1	0	1	0.0	0.0	0.5	3.0	0	0	0	0	0	0	0	0	0	0	0	0	0	0	0	0	0	L	30-38
09/16	Tarleton St.	S	4	3	1	2.0	13.0	2.0	13.0	0	0	0	0	0	0	0	0	0	0	0	0	0	0	0	0	0	W	41-3
09/23	at West Virginia	S	6	3	3	0.0	0.0	0.0	0.0	0	0	0	0	0	0	0	0	0	0	0	0	0	0	0	0	L	13-20	
09/30	Houston	S	2	2	0	0.0	0.0	0.0	0.0	1	0	0	0	0	0	0	0	0	0	0	0	0	0	0	0	T	0-0	
10/07	at Baylor	S	4	1	3	0.5	5.0	0.5	5.0	0	0	0	0	0	0	0	0	0	0	0	0	0	0	0	0	W	39-14	
10/14	Kansas St.	S	0	0	0	0.0	0.0	0.0	0.0	0	0	0	0	0	0	0	0	0	0	0	0	0	0	0	0	L	21-38	
10/21	at BYU	S	4	4	0	1.0	7.0	3.0	18.0	1	0	0	0	0	0	0	0	0	0	0	0	0	0	0	0	L	14-27	
11/02	TCU	S	3	3	0	0.0	0.0	0.0	0.0	1	0	0	0	0	0	0	0	0	0	0	0	0	0	0	0	W	35-28	
11/11	at Kansas	S	2	1	1	0.0	0.0	0.0	0.0	0	0	0	0	0	0	0	0	0	0	0	0	0	0	0	0	W	16-13	
11/18	UCF	S	3	2	1	0.0	0.0	0.5	1.0	0	0	0	0	0	0	0	0	0	0	0	0	0	0	0	0	W	24-23	
11/24	at Texas	S	2	1	1	0.0	0.0	0.0	0.0	0	0	0	0	0	0	0	0	0	0	0	0	0	0	0	0	L	7-57	
12/16	California	P	0	0	0	0.0	0.0	0.0	0.0	0	0	0	0	0	0	0	0	0	0	0	0	0	0	0	0	W	34-14	
<b>2023 TOTALS</b>		<b>13-12</b>	<b>32</b>	<b>21</b>	<b>11</b>	<b>3.5</b>	<b>25.0</b>	<b>6.5</b>	<b>40.0</b>	<b>3</b>	<b>0</b>	<b>0</b>	<b>0</b>	<b>0</b>	<b>1</b>	<b>0</b>	<b>0</b>	<b>0</b>	<b>0</b>	<b>0</b>	<b>0</b>	<b>0</b>	<b>0</b>	<b>0</b>	<b>0</b>	<b>6-6-1</b>		





# D.J. COLEMAN | 54

**POSITION:** DEFENSIVE END  
**HT:** 6-5 | **WT:** 263 | **DOB:** 9-22-1998  
**COLLEGE:** MISSOURI  
**HOMETOWN:** ATLANTA, GA.  
**ACQ:** FA-23  
**EXP:** 2nd YEAR

## KEY TRANSACTIONS

- Originally agreed to terms as an undrafted free agent with Jacksonville on 5/1/23
- Signed to Jacksonville's practice squad on 8/30/23

## PRO

### 2023 (Jaguars)

- Spent the season on the practice squad

## COLLEGE

- Appeared in 12 games with three starts in the 2022 season at Missouri and recorded 38 total tackles (24 solo), 8.5 tackles for loss and 5.5 sacks
- During the 2018-21 seasons at Jacksonville State, Coleman appeared in 47 games and recorded 179 total tackles
- Was on the Stats Perform Second-Team All-American and All-OVC First Team Defense in 2021

## PERSONAL

- Participated in the APS (Atlanta Public Schools) All-Star Game and was named Defensive Most Valuable Player

### D.J. COLEMAN'S NFL REGULAR SEASON DEFENSIVE STATISTICS

DATE	TEAM	GP	TACKLES							INTERCEPTIONS							O. FUMB					ST				MISC	
			GS	TK	S	A	TFL	YDS	SK	YDS	QBH	NO	YDS	LG	TD	PD	FF	FR	TD	YDS	TK	S	A	FF	FR	S	A
2023	Jaguars	0	0	0	0	0	0	0	0.0	0.0	0	0	0	0	0	0	0	0	0	0	0	0	0	0	0	0	0
<b>NFL TOTALS</b>		<b>0</b>	<b>0</b>	<b>0</b>	<b>0</b>	<b>0</b>	<b>0</b>	<b>0</b>	<b>0.0</b>	<b>0.0</b>	<b>0</b>	<b>0</b>	<b>0</b>	<b>0</b>	<b>0</b>	<b>0</b>	<b>0</b>	<b>0</b>	<b>0</b>	<b>0</b>	<b>0</b>	<b>0</b>	<b>0</b>	<b>0</b>	<b>0</b>	<b>0</b>	

### 2023 GAME-BY-GAME REGULAR-SEASON STATISTICS (JAGUARS)

DATE	OPPONENT	P/S	TACKLES							INTERCEPTIONS							O. FUMB					ST				MISC		
			TK	S	A	SK	YDS	TFL	YDS	QBH	NO	YDS	LG	TD	PD	FF	FR	TD	YDS	TK	S	A	FF	FR	S	A	W/L	SCORE
09/10	at Colts																									W	31-21	
09/17	Chiefs																									L	9-17	
09/24	Texans																									L	17-37	
10/01	Falcons																									W	23-7	
10/08	at Bills																									W	25-20	
10/15	Colts																									W	37-20	
10/19	at Saints																									W	31-24	
10/29	at Steelers																									W	20-10	
11/12	49ers																									L	3-34	
11/19	Titans																									W	34-14	
11/26	at Texans																									W	24-21	
12/04	Bengals																									L	31-34+	
12/10	at Browns																									L	27-31	
12/17	Ravens																									L	7-23	
12/24	at Buccaneers																									L	12-30	
12/31	Panthers																									W	26-0	
01/07	at Titans																									L	20-28	
<b>2023 TOTALS</b>			<b>0</b>	<b>0</b>	<b>0</b>	<b>0.0</b>	<b>0.0</b>	<b>0</b>	<b>0</b>	<b>0</b>	<b>0</b>	<b>0</b>	<b>0</b>	<b>0</b>	<b>0</b>	<b>0</b>	<b>0</b>	<b>0</b>	<b>0</b>	<b>0</b>	<b>0</b>	<b>0</b>	<b>0</b>	<b>0</b>	<b>0</b>	<b>0</b>	<b>0</b>	<b>9-8</b>

+ - Overtime







## LOGAN COOKE | 9

**POSITION:** PUNTER  
**HT:** 6-5 | **WT:** 230 | **DOB:** 7-28-1995  
**COLLEGE:** MISSISSIPPI STATE  
**HOMETOWN:** DARBUN, MISS.  
**ACQ:** D7B-'18  
**EXP:** 7th YEAR



### KEY TRANSACTIONS

- Originally drafted by Jacksonville in the seventh round (147th overall) of the 2018 draft
- Re-signed with Jacksonville on 3/20/21

### PRO

Since net punting average began being tracked in 1976, Cooke's career 43.3 net punting average is the highest in NFL history (min. 250 punts).

#### 2023 (Jaguars)

- Saw action in all 17 games... He recorded 61 punts for 2,893 yards (47.4 average), 29 punts inside the 20 and 12 inside the 10... His 12 punts inside the 10-yard line tied for the third-most in the NFL
- **10/19 at N.O.:** Punted five times for 224 yards with four punts downed inside the 20... Successfully converted his sixth-career fake punt for a first down
- **10/1 vs. ATL:** Punted three times for 160 yards, all three punts were downed inside the 20... two of three punts were downed inside the 10
- **9/10 at IND:** Punted five times for 223 yards, two of which were downed inside the 20... One punt was downed at the six-yard line by S Daniel Thomas

#### 2022 (Jaguars)

- Was voted a captain for the 2022 season
- Saw action in 17 regular season games and two postseason games... In the regular season, he totaled 58 punts for 2,862 yards (49.3 average), and 24 punts inside the 20... In the postseason, he totaled seven punts for 315 yards and three inside the 20
- **1/21 at K.C.:** Punted four times for 191 yards with a long of 58... Two punts were downed inside the 20, including one punt downed at the two-yard line by S Daniel Thomas
- **1/1 at HOU:** Punted five times for 217 yards with a long of 57... Four punts were downed inside the 20... One punt was downed at the one-yard line by CB Chris Claybrooks
- **11/27 vs. BAL:** Punted three times for 206 yards with a long of 70 yards, a season-high... The second-longest career punt... One punt was downed inside the 20... Recorded a career-high gross punting average (68.7) and net punting average (55.3)
- **10/2 at PHI:** Punted three times for 160 yards with a long of 61 yards... Cooke's net average of 52.7 was the best in the NFL in Week 4

#### 2021 (Jaguars)

- Handled the punting duties in 15 games and punted 64 times for a net average of 43.6 and a gross average of 47.3... He also placed 28 punts inside the 20
- **12/5 at LAR:** Punted five times for 247 yards placing all five of his punts inside the 20... Cooke's net average of 49.4 was the third-highest in a single game in his career... Had a 68-yard punt downed on the 1-yard line
- **11/28 vs. ATL:** Punted three times for 130 yards, placing two of his three punts inside the 20... Cooke became the fourth punter in franchise history to down at least 100 punts inside the 20
- **9/12 at HOU:** Punted six times for 297 yards... Cooke's net punting average of 46.7 was the best among all punters in the NFL in Week 1

#### 2020 (Jaguars)

- Handled the team's punting duties in 14 games, punting 56 times for a gross punting average of 47.7, the second-highest season average in franchise history... His 43.4 net punting average was the third-highest in the AFC and is also the second-highest season average in franchise history
- **9/24 vs. MIA:** Punted three times for 157 yards, including a 63-yard punt
- **10/11 at HOU:** Punted three times for 143 yards (44.7 net avg.) which were all downed inside the 20
- **11/22 vs. PIT:** Punted six times for 324 yards (54.0 gross avg. and 47.5 net avg.) and placed one punt inside the 20... Had a season-long 67-yard punt

#### 2019 (Jaguars)

- Finished the season with career-highs in gross punting average (46.8) and net punting average (44.5)... His 44.5 net punting average led all NFL punters (min. 10 punts) and set a new franchise record... Completed two passes for 16 yards
- **12/15 at OAK:** Punted five times for 248 yards (49.6 gross avg.), including two punts inside the 20 and a season-long punt of 66 yards
- **12/22 at ATL:** Punted five times for 254 yards (50.8 gross avg.), including one downed inside the 20... Completed one pass for 7 yards to S Cody Davis on a fake punt that resulted in a first down in the second quarter



## 2018 (Jaguars)

- Downed 37 punts inside the 20, a franchise record and the third-most in the NFL... Punted 86 times, placing 43.0 percent of his punts inside the 20, the highest mark by a rookie in franchise history

## COLLEGE

- Appeared in 45 career games serving as the primary punter his last three years and the primary kickoff specialist as a senior and freshman
- Averaged 41.7 yards per punt during his career, which ranked seventh in school history
- Of his 150 punts 35 traveled more than 50 yards, and 60 were pinned inside the 20

## PERSONAL

- Married the former Mary Menger Jones in February 2020, the couple has two sons Cooper and Tate
- Attended Columbia (Miss.) Academy
- All-state punter tallied 24 punts for an average of 44.2 yards in his senior season, while also seeing action at wide receiver and defensive back
- Avid hunter and fisherman, who also owns an outdoorsman company that specializes in turkey calls
- Involved with the Catch-A-Dream Foundation, which takes children with life-threatening illnesses on hunting and fishing adventures of a lifetime
- After he and his wife learned of the limitations Kenyans have to clean water, they partnered with Zoe Ministries in the summer of 2021 to help fund the drilling of a water well in a remote village on the Kenya-Uganda border

### LOGAN COOKE'S NFL REGULAR SEASON PUNTING STATISTICS

DATE	TEAM	GP	NO.	YDS.	AVG.	OPP. RET.	YDS.	NET YDS.	AVG.	TB	IN20	LG	BK
2018	Jaguars	16	86	3,872	45.0	37	184	3,548	41.3	7	37	72	0
2019	Jaguars	16	75	3,507	46.8	24	127	3,340	44.5	2	25	66	0
2020	Jaguars	14	56	2,669	47.7	26	148	2,421	43.2	5	19	67	0
2021	Jaguars	15	64	3,026	47.3	22	173	2,833	43.6	1	28	68	1
2022	Jaguars	17	58	2,862	49.3	29	203	2,539	43.8	6	24	70	0
2023	Jaguars	17	61	2,893	47.4	22	143	2,670	43.8	4	29	65	0
<b>NFL TOTALS</b>		<b>95</b>	<b>400</b>	<b>18,829</b>	<b>47.1</b>	<b>160</b>	<b>978</b>	<b>17,351</b>	<b>43.3</b>	<b>25</b>	<b>162</b>	<b>72</b>	<b>1</b>

### LOGAN COOKE'S NFL POSTSEASON PUNTING STATISTICS

DATE	TEAM	GP	NO.	YDS.	AVG.	OPP. RET.	YDS.	NET YDS.	AVG.	TB	IN20	LG	BK
2022	Jaguars	2	7	315	45.0	3	23	292	41.7	0	3	58	0
<b>NFL TOTALS</b>		<b>2</b>	<b>7</b>	<b>315</b>	<b>45.0</b>	<b>3</b>	<b>23</b>	<b>292</b>	<b>41.7</b>	<b>0</b>	<b>3</b>	<b>58</b>	<b>0</b>

### SINGLE-GAME HIGHS: PUNTER

<b>Punts</b>	9 at Houston Texans, Dec 30, 2018 9 vs. Pittsburgh Steelers, Nov 18, 2018	<b>Inside the 20</b>	5 at Los Angeles Rams, Dec 05, 2021 5 at Indianapolis Colts, Nov 14, 2021
<b>Gross Punting Yards</b>	449 at Houston Texans, Dec 30, 2018 415 vs. Pittsburgh Steelers, Nov 18, 2018	<b>Pass Attempts</b>	1 at New Orleans Saints, Oct 19, 2023 1 at Atlanta Falcons, Dec 22, 2019 ...2 more at 1.
<b>Gross Punting Avg</b>	68.7 vs. Baltimore Ravens, Nov 27, 2022 56.8 vs. Denver Broncos, Sep 19, 2021	<b>Pass Completions</b>	1 at New Orleans Saints, Oct 19, 2023 1 at Atlanta Falcons, Dec 22, 2019 ...2 more at 1.
<b>Net Punting Yards</b>	393 at Houston Texans, Dec 30, 2018 342 vs. Pittsburgh Steelers, Nov 18, 2018	<b>Yards Passing</b>	13 at New Orleans Saints, Oct 19, 2023 9 vs. Los Angeles Chargers, Dec 08, 2019
<b>Net Punting Avg</b>	55.3 vs. Baltimore Ravens, Nov 27, 2022 53.3 vs. Atlanta Falcons, Oct 01, 2023	<b>Special Teams Tackles</b>	1 vs. Houston Texans, Dec 19, 2021 1 vs. Arizona Cardinals, Sep 26, 2021 ...1 more at 1.
<b>Longest Punts</b>	72 vs. Washington Redskins, Dec 16, 2018 70 vs. Baltimore Ravens, Nov 27, 2022		

### SINGLE-GAME HIGHS - POSTSEASON: PUNTER

<b>Punts</b>	4 at Kansas City Chiefs, Jan 21, 2023 3 vs. Los Angeles Chargers, Jan 14, 2023	<b>Net Punting Avg</b>	42.0 at Kansas City Chiefs, Jan 21, 2023 41.3 vs. Los Angeles Chargers, Jan 14, 2023
<b>Gross Punting Yards</b>	191 at Kansas City Chiefs, Jan 21, 2023 124 vs. Los Angeles Chargers, Jan 14, 2023	<b>Longest Punts</b>	58 at Kansas City Chiefs, Jan 21, 2023 46 vs. Los Angeles Chargers, Jan 14, 2023
<b>Gross Punting Avg</b>	47.8 at Kansas City Chiefs, Jan 21, 2023 41.3 vs. Los Angeles Chargers, Jan 14, 2023	<b>Inside the 20</b>	2 at Kansas City Chiefs, Jan 21, 2023 1 vs. Los Angeles Chargers, Jan 14, 2023
<b>Net Punting Yards</b>	168 at Kansas City Chiefs, Jan 21, 2023 124 vs. Los Angeles Chargers, Jan 14, 2023		



**2023 GAME-BY-GAME REGULAR-SEASON STATISTICS (JAGUARS)**

DATE	OPPONENT		NO.	YDS.	AVG.	OPP. RET.	YDS.	NET YDS.	AVG	TB	IN20	LG	BK	W/L	SCORE
09/10	at Colts	P	5	223	44.6	2	20	203	40.6	0	2	52	0	W	31-21
09/17	Chiefs	P	5	243	48.6	3	8	235	47.0	0	4	57	0	L	9-17
09/24	Texans	P	2	94	47.0	0	0	74	37.0	1	1	54	0	L	17-37
10/01	Falcons	P	3	160	53.3	0	0	160	53.3	0	3	59	0	W	23-7
10/08	at Bills	P	5	247	49.4	2	9	218	43.6	1	3	60	0	W	25-20
10/15	Colts	P	4	203	50.8	2	13	190	47.5	0	1	62	0	W	37-20
10/19	at Saints	P	5	224	44.8	0	0	224	44.8	0	4	54	0	W	31-24
10/29	at Steelers	P	3	131	43.7	0	0	111	37.0	1	2	54	0	W	20-10
11/12	49ers	P	5	268	53.6	4	30	218	43.6	1	0	62	0	L	3-34
11/19	Titans	P	2	103	51.5	1	15	88	44.0	0	1	54	0	W	34-14
11/26	at Texans	P	2	77	38.5	0	0	77	38.5	0	2	42	0	W	24-21
12/04	Bengals	P	5	203	40.6	2	11	192	38.4	0	2	43	0	L	31-34+
12/10	at Browns	P	7	321	45.9	2	19	302	43.1	0	2	57	0	L	27-31
12/17	Ravens	P	3	148	49.3	1	3	145	48.3	0	1	60	0	L	7-23
12/24	at Buccaneers	P	1	65	65.0	1	6	59	59.0	0	0	65	0	L	12-30
12/31	Panthers	P	3	140	46.7	2	9	131	43.7	0	1	53	0	W	26-0
01/07	at Titans	P	1	43	43.0	0	0	43	43.0	0	0	43	0	L	20-28
<b>2023 TOTALS</b>			<b>17</b>	<b>61</b>	<b>2,893</b>	<b>47.4</b>	<b>22</b>	<b>143</b>	<b>2,670</b>	<b>43.8</b>	<b>4</b>	<b>29</b>	<b>65</b>	<b>0</b>	<b>9-8</b>

+ - Overtime







# ELIJAH COOKS | 14

**POSITION:** WIDE RECEIVER  
**HT:** 6-4 | **WT:** 215 | **DOB:** 10-13-1998  
**COLLEGE:** SAN JOSE STATE  
**HOMETOWN:** ATASCADERO, CALIF.  
**ACQ:** FA-23  
**EXP:** 2nd YEAR

ElijahCooks  
 elijah\_cooks

## KEY TRANSACTIONS

- Originally signed as an undrafted free agent with Jacksonville on 5/1/23

## PRO

### 2023 (Jaguars)

- Saw action in nine games and recorded three receptions for 38 yards
- 12/24 at T.B.:** Recorded three receptions for 38 yards and saw action on special teams
- 10/15 vs. IND:** Saw action at wide receiver and on special teams in NFL debut

## COLLEGE

- Was selected to the 2022 All-Mountain West First Team
- In his final collegiate season at San Jose State, recorded a career-high in both touchdowns (10) and receiving yards (1,076) in 12 games
- Playing for Nevada from 2017-2021, Cooks appeared in 39 games, recorded 1,478 yards on 115 receptions and scored 18 touchdowns

## PERSONAL

- Majored in Sociology
- Lists Kobe Bryant as his sports hero
- His father, Adrian, played football at Fresno State and his sister, Mariah, played basketball at Washington State

## ELIJAH COOKS' NFL REGULAR SEASON RUSHING/RECEIVING STATISTICS

DATE	TEAM	RECEIVING							RUSHING				
		GP	GS	NO.	YDS.	AVG.	LG	TD	NO.	YDS.	AVG.	LG	TD
2023	Jaguars	9	0	3	38	12.7	23	0	0	0	0.0	0	0
<b>NFL TOTALS</b>		<b>9</b>	<b>0</b>	<b>3</b>	<b>38</b>	<b>12.7</b>	<b>23</b>	<b>0</b>	<b>0</b>	<b>0</b>	<b>0.0</b>	<b>0</b>	<b>0</b>

### SINGLE-GAME HIGHS: RECEIVING

<b>Receptions</b>	3 at Tampa Bay Buccaneers, Dec 24, 2023	<b>Longest Receptions</b>	23 at Tampa Bay Buccaneers, Dec 24, 2023
<b>Receiving Yards</b>	38 at Tampa Bay Buccaneers, Dec 24, 2023		13 at Tampa Bay Buccaneers, Dec 24, 2023
<b>Receiving Average</b>	12.7 at Tampa Bay Buccaneers, Dec 24, 2023	<b>All-Purpose Yards</b>	38 at Tampa Bay Buccaneers, Dec 24, 2023

### 2023 GAME-BY-GAME REGULAR-SEASON STATISTICS (JAGUARS)

DATE	OPPONENT	P/S	RECEIVING					RUSHING					W/L	SCORE
			NO.	YDS.	AVG.	LG	TD	NO.	YDS.	AVG.	LG	TD		
09/10	at Colts												W	31-21
09/17	Chiefs												L	9-17
09/24	Texans												L	17-37
10/01	Falcons												W	23-7
10/08	at Bills												W	25-20
10/15	Colts	P	0	0	0.0	0	0	0	0	0.0	0	0	W	37-20
10/19	at Saints	P	0	0	0.0	0	0	0	0	0.0	0	0	W	31-24
10/29	at Steelers	P	0	0	0.0	0	0	0	0	0.0	0	0	W	20-10
11/12	49ers	P	0	0	0.0	0	0	0	0	0.0	0	0	L	3-34
11/19	Titans												W	34-14
11/26	at Texans												W	24-21
12/04	Bengals												L	31-34+
12/10	at Browns	P	0	0	0.0	0	0	0	0	0.0	0	0	L	27-31
12/17	Ravens	P	0	0	0.0	0	0	0	0	0.0	0	0	L	7-23
12/24	at Buccaneers	P	3	38	12.7	23	0	0	0	0.0	0	0	L	12-30
12/31	Panthers	P	0	0	0.0	0	0	0	0	0.0	0	0	W	26-0
01/07	at Titans	P	0	0	0.0	0	0	0	0	0.0	0	0	L	20-28
<b>2023 TOTALS</b>		<b>9-0</b>	<b>3</b>	<b>38</b>	<b>12.7</b>	<b>23</b>	<b>0</b>	<b>0</b>	<b>0</b>	<b>0.0</b>	<b>0</b>	<b>0</b>	<b>9-8</b>	



+ - Overtime





# RONALD DARBY | 25

**POSITION:** CORNERBACK  
**HT:** 5-11 | **WT:** 193 | **DOB:** 1-2-1994  
**COLLEGE:** FLORIDA STATE  
**HOMETOWN:** OXON HILL, MD  
**ACQ:** UFA (BAL) - '24  
**EXP:** 10th YEAR

 @realronalddarby  
 @realronalddarby

## KEY TRANSACTIONS

- Originally selected by Buffalo in the second round (50th overall) of the 2015 NFL Draft
- Acquired by Philadelphia from Buffalo on 8/10/17 in exchange for WR Jordan Matthews and a 2018 third-round pick
- Signed a one-year contract with Philadelphia on 3/14/19
- Signed with Washington on 3/31/20
- Signed with Denver on 3/16/21
- Released by Denver on 3/14/23
- Signed with Baltimore on 8/17/23
- Signed by Jacksonville as an unrestricted free agent on 3/14/24

## PRO

### 2023 (Ravens)

- Saw action in 16 games (eight starts) during his first season as a Raven, posting 25 tackles, seven passes defensed and one tackle for loss, while adding three special teams tackles
- Helped the Ravens' defense become the first unit in NFL history to lead the league in scoring (16.5), sacks (60.0) and takeaways (31)

### 2022 (Broncos)

- **10/6 vs. IND:** Posted 14 tackles (12 solo), three passes defensed and his first-career forced fumble during the first five games of the 2022 season before suffering a torn ACL

### 2021 (Broncos)

- Appeared in 11 games (all starts) for the Broncos in 2021, totaling 53 tackles (42 solo), six passes defensed and one tackle for loss on a defense that ranked eighth overall (326.1 ypg) and against the pass (214.8 ypg)
- **11/14 vs. PHI:** Tied his season-high eight tackles
- **10/21 at CLE:** Posted a season-high eight tackles

### 2020 (Commanders)

- Started in all 16 regular season games and one playoff contest with Washington
- In regular season action, he collected 55 tackles (43 solo), 16 passes defensed, one tackle for loss and his first-career fumble recovery, helping Washington rank second in total defense (304.6 ypg) and passing defense (191.8 ypg)
- His 16 passes defensed marked the NFL's fifth-most
- **1/9 vs. T.B.:** Posted five total tackles (two solo) and one pass defensed in the Wild Card Playoff, falling to the eventual Super Bowl LV champions

### 2019 (Eagles)

- Started in all 11 games he appeared in for Philadelphia, finishing with 37 tackles (34 solo), 11 passes defensed, two interceptions and one tackle for loss
- Contributed to an Eagles defense that ranked 10th overall (331.7 ypg) and fourth on third down (34.1%)

### 2018 (Eagles)

- Led the Eagles defense with 12 passes defensed over nine games played (all starts), while also posting 43 tackles (39 solo), one interception and one tackle for loss on a unit that posted the league's best opponent red zone (44.6%) and goal-to-go conversion percentage (53.9%)

### 2017 (Eagles)

- Notched a team-high 18 tackles (16 solo) and six passes defensed, while adding one tackle for loss during the Eagles' playoff run that culminated in a Super Bowl LII victory
- Collected a career-best three interceptions, while adding 34 tackles (30 solo) and nine passes defensed in eight appearances (seven starts) for the Eagles
- **2/4 vs N.E.:** Notched a team-high 18 tackles (16 solo) and six passes defensed, while adding one tackle for loss during an Eagles playoff run that culminated in a Super Bowl LII victory over N.E.
- **1/21 vs. MIN:** Recorded seven tackles (five solo) and three passes defensed in the NFC Championship



## 2016 (Bills)

- Posted a career-high 69 tackles (60 solo), while also adding 12 passes defended, one tackle for loss and one quarterback hit in 14 games (all starts) with the Bills
- Contributed to a defense that ranked sixth against the pass (223.9 ypg)
- **11/7 at SEA:** Became the fastest Bills player to reach 30 career passes defended (23 games) after batting down a pass

## 2015 (Bills)

- Pro Football Focus Defensive Rookie of the Year (2015)
- PFWA All-Rookie Team (2015)
- Recorded 68 tackles (61 solo), two interceptions and career-bests in tackles for loss (three) and passes defended (21) for Buffalo in 15 games (all starts)
- His 21 passes defended, which were the league's fifth most overall in 2015, still stand third on single-season rookie charts since becoming an official stat in 1999
- **9/13 vs. IND:** Recorded six total tackles (five solo), two passes defended and one interception in his NFL debut, becoming the first Bills player to record an interception in an NFL debut since S Donte Whitner in 2006

## COLLEGE

- Played three seasons (2012-14) at Florida State, collecting 79 total tackles (57 solo), 16 passes defended, two interceptions, two forced fumbles, one tackle for loss and one fumble recovery over 42 career games (23 starts)
- Made 14 appearances (nine starts) as a key member of the nation's No. 1 pass defense (156.6 ypg) in 2013, allowing just nine completions and zero touchdowns on 27 targets during the Seminoles' National Championship season
- Earned ACC Defensive Rookie of the Year honors in 2012 after tying for the team lead in passes defended with eight
- Majored in social science at Florida State

## PERSONAL

- Attended Potomac (Oxon Hill, Md.) HS, where he played football and ran track
- Was a member of the USA medley relay team that brought home a gold medal from the 2011 World Youth Championships in France

### RONALD DARBY'S NFL REGULAR SEASON DEFENSIVE STATISTICS

DATE	TEAM	GP	GS	TACKLES						INTERCEPTIONS						O. FUMB				ST				MISC							
				TK	S	A	TFL	YDS	SK	YDS	QBH	NO	YDS	LG	TD	PD	FF	FR	TD	YDS	TK	S	A	FF	FR	S	A				
2015	Bills	15	15	68	61	7	3	4	0.0	0.0	0	2	48	27	0	21	0	0	0	0	0	0	0	0	0	0	0	0	0	0	
2016	Bills	14	14	69	60	9	1	2	0.0	0.0	1	0	0	0	0	12	0	0	0	0	0	0	0	0	0	0	0	0	0	0	
2017	Eagles	8	7	34	30	4	0	0	0.0	0.0	0	3	42	37	0	9	0	0	0	0	0	0	0	0	0	0	0	0	0	0	
2018	Eagles	9	9	43	39	4	1	3	0.0	0.0	0	1	16	16	0	12	0	0	0	0	0	0	0	0	0	0	0	0	0	0	
2019	Eagles	11	11	37	34	3	1	3	0.0	0.0	0	2	29	16	0	11	0	0	0	0	0	0	0	0	0	0	0	0	0	0	
2020	Football Team	16	16	55	43	12	1	2	0.0	0.0	0	0	0	0	0	16	0	1	0	0	0	0	0	0	0	0	0	0	0	0	
2021	Broncos	11	11	53	42	11	1	2	0.0	0.0	0	0	0	0	0	6	0	0	0	0	0	0	0	0	0	0	0	0	0	0	0
2022	Broncos	5	5	14	12	2	0	0	0.0	0.0	0	0	0	0	0	3	1	0	0	0	0	0	0	0	0	0	0	0	0	0	0
2023	Ravens	16	7	25	22	3	1	0	0.0	0.0	0	0	0	0	0	7	0	0	0	0	0	0	3	2	1	0	0	0	0	0	
<b>NFL TOTALS</b>		<b>105</b>	<b>95</b>	<b>398</b>	<b>343</b>	<b>55</b>	<b>9</b>	<b>16</b>	<b>0.0</b>	<b>0.0</b>	<b>1</b>	<b>8</b>	<b>135</b>	<b>37</b>	<b>0</b>	<b>97</b>	<b>1</b>	<b>1</b>	<b>0</b>	<b>0</b>	<b>0</b>	<b>3</b>	<b>2</b>	<b>1</b>	<b>0</b>	<b>0</b>	<b>0</b>	<b>0</b>	<b>0</b>	<b>0</b>	

### RONALD DARBY'S NFL POSTSEASON DEFENSIVE STATISTICS

DATE	TEAM	GP	GS	TACKLES						INTERCEPTIONS						O. FUMB				ST				MISC								
				TK	S	A	TFL	YDS	SK	YDS	QBH	NO	YDS	LG	TD	PD	FF	FR	TD	YDS	TK	S	A	FF	FR	S	A					
2017	Eagles	3	3	18	16	2	1	3	0.0	0.0	0	0	0	0	0	6	0	0	0	0	0	0	0	0	0	0	0	0	0	0	0	0
2018	Eagles	0	0	0	0	0	0	0	0.0	0.0	0	0	0	0	0	0	0	0	0	0	0	0	0	0	0	0	0	0	0	0	0	0
2019	Eagles	0	0	0	0	0	0	0	0.0	0.0	0	0	0	0	0	0	0	0	0	0	0	0	0	0	0	0	0	0	0	0	0	0
2020	Football Team	1	1	5	2	3	0	0	0.0	0.0	0	0	0	0	0	1	0	0	0	0	0	0	0	0	0	0	0	0	0	0	0	0
2023	Ravens	2	2	7	6	1	0	0	0.0	0.0	0	0	0	0	0	2	1	0	0	0	0	0	0	0	0	0	0	0	0	0	0	0
<b>NFL TOTALS</b>		<b>6</b>	<b>6</b>	<b>30</b>	<b>24</b>	<b>6</b>	<b>1</b>	<b>3</b>	<b>0.0</b>	<b>0.0</b>	<b>0</b>	<b>0</b>	<b>0</b>	<b>0</b>	<b>0</b>	<b>9</b>	<b>1</b>	<b>0</b>	<b>0</b>	<b>0</b>	<b>0</b>	<b>0</b>	<b>0</b>	<b>0</b>	<b>0</b>	<b>0</b>	<b>0</b>	<b>0</b>	<b>0</b>	<b>0</b>	<b>0</b>	<b>0</b>









# GABE DAVIS | O

**POSITION:** WIDE RECEIVER  
**HT:** 6-2 | **WT:** 225 | **DOB:** 3-1-1999  
**COLLEGE:** CENTRAL FLORIDA  
**HOMETOWN:** SANFORD, FL  
**ACQ:** UFA (BUF) - '24  
**EXP:** 5th YEAR

 @gabedavis0  
 @gabedavis

## KEY TRANSACTIONS

- Originally drafted by Buffalo in the fourth round (128th overall) of the 2020 draft
- Signed by Jacksonville as an unrestricted free agent on 3/14/24

## PRO

Since entering the NFL in 2020, 76.7% of his catches have resulted in a first down or a touchdown... That mark is the highest of all NFL players during that time

### 2023 (Bills)

- Started all 17 games of the regular season
- **12/23 at LAC:** Recorded four passes for 130 yards and one touchdown, the second-highest total of his career
- **11/26 at PHI:** Posted his second 100-yard receiving game of the season after recording six receptions for 105 yards and one touchdown
- **10/26 vs. TB:** Caught a career-high nine receptions for 87 yards and a touchdown
- **10/8 vs. JAX:** Caught six passes for 100 yards and one touchdown, posting his fourth overall 100+ yard receiving game

### 2022 (Bills)

- Started in all 15 regular season games he appeared in and two postseason games
- Scored seven touchdowns in the regular season, including two against Pittsburgh in Week 5
- Recorded 50+ receiving yards in six regular season games
- **1/15 vs. MIA:** Posted 113 receiving yards and a touchdown on six receptions in Wild Card matchup
- **10/9 vs. PIT:** Recorded a career-high 171 receiving yards on three receptions, including a 98-yard touchdown reception
- **11/13 vs. MIN:** Posted six receptions for 93 yards and a touchdown in an overtime win

### 2021 (Bills)

- Appeared in 16 games and started four games in the regular season
- **1/23 at KC:** Recorded eight receptions for 201 yards and four touchdowns including a 75-yard touchdown reception... Set the league record for most receiving touchdowns in a single game in NFL postseason history
- **12/19 vs. CAR:** Posted 85 yards and two touchdowns on five receptions, marking his first time recording multiple touchdowns in a single game
- **11/14 at NYJ:** Recorded three receptions for 105 yards

### 2020 (Bills)

- Started in 11 games out of 16 games played in his rookie season
- **1/9 vs. IND:** Recorded four receptions for 85 yards in Wild Card win
- **1/3 vs. MIA:** Posted two receptions for 107 yards including a 56-yard touchdown reception
- **9/27 vs. LAR:** Caught all four receptions he was targeted for 81 yards and 21 yards after catch
- **9/20 at MIA:** Recorded one reception for six yards and a touchdown, marking his first career touchdown

## COLLEGE

- Attended the University of Central Florida and totaled 23 career receiving touchdowns, a mark that ranks second in school history
- With 2,447 career receiving yards, he ranks seventh all-time at UCF
- His 152 career receptions are the 10th most in UCF history
- Had eight games of 100 or more receiving yards, tied for the ninth most in program history

## PERSONAL

- Welcomed a daughter in spring 2024
- Has two siblings, one of which is a tight end at UCF
- Son of Alana Davis
- Enjoys fishing and playing video games when not playing football



### GABE DAVIS' NFL REGULAR SEASON RUSHING/RECEIVING STATISTICS

DATE	TEAM	RECEIVING							RUSHING				
		GP	GS	NO.	YDS.	AVG.	LG	TD	NO.	YDS.	AVG.	LG	TD
2020	Bills	16	11	35	599	17.1	56t	7	1	0	0.0	0	0
2021	Bills	16	4	35	549	15.7	49	6	0	0	0.0	0	0
2022	Bills	15	15	48	836	17.4	98t	7	0	0	0.0	0	0
2023	Bills	17	17	45	746	16.6	57t	7	1	-2	-2.0	-2	0
<b>NFL TOTALS</b>		<b>64</b>	<b>47</b>	<b>163</b>	<b>2,730</b>	<b>16.7</b>	<b>98T</b>	<b>27</b>	<b>2</b>	<b>-2</b>	<b>-1.0</b>	<b>0</b>	<b>0</b>

### GABE DAVIS' NFL POSTSEASON RUSHING/RECEIVING STATISTICS

DATE	TEAM	RECEIVING							RUSHING				
		GP	GS	NO.	YDS.	AVG.	LG	TD	NO.	YDS.	AVG.	LG	TD
2020	Bills	3	2	4	85	21.3	37	0	0	0	0.0	0	0
2021	Bills	2	0	10	242	24.2	75t	5	0	0	0.0	0	0
2022	Bills	2	2	8	147	18.4	33	1	0	0	0.0	0	0
2023	Bills	0	0	0	0	0.0	0	0	0	0	0.0	0	0
<b>NFL TOTALS</b>		<b>7</b>	<b>4</b>	<b>22</b>	<b>474</b>	<b>21.5</b>	<b>75T</b>	<b>6</b>	<b>0</b>	<b>0</b>	<b>0.0</b>	<b>0</b>	<b>0</b>

#### SINGLE-GAME HIGHS: RUSHING/RECEIVING

<b>Rush Attempts</b>	1 at Washington Commanders, Sep 24, 2023 1 at Miami Dolphins, Sep 20, 2020	<b>Receiving TDs</b>	2 vs. Pittsburgh Steelers, Oct 09, 2022 2 vs. Carolina Panthers, Dec 19, 2021
<b>Receptions</b>	9 vs. Tampa Bay Buccaneers, Oct 26, 2023 6 at Philadelphia Eagles, Nov 26, 2023 ...3 more at 6.	<b>All-Purpose Yards</b>	171 vs. Pittsburgh Steelers, Oct 09, 2022 130 at Los Angeles Chargers, Dec 23, 2023
<b>Receiving Yards</b>	171 vs. Pittsburgh Steelers, Oct 09, 2022 130 at Los Angeles Chargers, Dec 23, 2023	<b>Most TDs</b>	2 vs. Pittsburgh Steelers, Oct 09, 2022 2 vs. Carolina Panthers, Dec 19, 2021
<b>Receiving Average</b>	57.0 vs. Pittsburgh Steelers, Oct 09, 2022 35.0 at New York Jets, Nov 14, 2021	<b>Miscellaneous Tackles</b>	1 at Miami Dolphins, Jan 07, 2024 1 vs. Denver Broncos, Nov 13, 2023 ...9 more at 1.
<b>Longest Receptions</b>	98t vs. Pittsburgh Steelers, Oct 09, 2022 62t vs. Pittsburgh Steelers, Oct 09, 2022		

#### SINGLE-GAME HIGHS - POSTSEASON: RECEIVING

<b>Receptions</b>	8 at Kansas City Chiefs, Jan 23, 2022 6 vs. Miami Dolphins, Jan 15, 2023	<b>Receiving TDs</b>	4 at Kansas City Chiefs, Jan 23, 2022 1 vs. Miami Dolphins, Jan 15, 2023 ...1 more at 1.
<b>Receiving Yards</b>	201 at Kansas City Chiefs, Jan 23, 2022 113 vs. Miami Dolphins, Jan 15, 2023	<b>All-Purpose Yards</b>	201 at Kansas City Chiefs, Jan 23, 2022 113 vs. Miami Dolphins, Jan 15, 2023
<b>Receiving Average</b>	25.1 at Kansas City Chiefs, Jan 23, 2022 21.3 vs. Indianapolis Colts, Jan 09, 2021	<b>Most TDs</b>	4 at Kansas City Chiefs, Jan 23, 2022 1 vs. Miami Dolphins, Jan 15, 2023 ...1 more at 1.
<b>Longest Receptions</b>	75t at Kansas City Chiefs, Jan 23, 2022 37 vs. Indianapolis Colts, Jan 09, 2021		

#### 100-YARD RECEIVING GAMES (6): REGULAR SEASON

DATE	TEAM	NO.	YDS.	AVG.	LG	TD
01/03/21	DOLPHINS	2	107	53.5	56t	1
11/14/21	at Jets	3	105	35.0	49	0
10/09/22	STEELERS	3	171	57.0	98t	2
10/08/23	JAGUARS	6	100	16.7	29	1
11/26/23	at Eagles	6	105	17.5	25	1
12/23/23	at Chargers	4	130	32.5	57t	1

#### 100-YARD RECEIVING GAMES (2): POSTSEASON

DATE	TEAM	NO.	YDS.	AVG.	LG	TD
01/23/22	at Chiefs	8	201	25.1	75t	4
01/15/23	DOLPHINS	6	113	18.8	33	1





### 2023 GAME-BY-GAME REGULAR-SEASON STATISTICS (BILLS)

DATE	OPPONENT	P/S	RECEIVING					RUSHING					W/L	SCORE
			NO.	YDS.	AVG.	LG	TD	NO.	YDS.	AVG.	LG	TD		
09/11	at Jets	S	2	32	16.0	26	0	0	0	0.0	0	0	L	16-22+
09/17	Raiders	S	6	92	15.3	40	1	0	0	0.0	0	0	W	38-10
09/24	at Commanders	S	1	35	35.0	35t	1	1	-2	-2.0	-2	0	W	37-3
10/01	Dolphins	S	3	61	20.3	34	1	0	0	0.0	0	0	W	48-20
10/08	Jaguars	S	6	100	16.7	29	1	0	0	0.0	0	0	L	20-25
10/15	Giants	S	3	21	7.0	9	0	0	0	0.0	0	0	W	14-9
10/22	at Patriots	S	1	6	6.0	6	0	0	0	0.0	0	0	L	25-29
10/26	Buccaneers	S	9	87	9.7	16	1	0	0	0.0	0	0	W	24-18
11/05	at Bengals	S	0	0	0.0	0	0	0	0	0.0	0	0	L	18-24
11/13	Broncos	S	2	56	28.0	38	0	0	0	0.0	0	0	L	22-24
11/19	Jets	S	0	0	0.0	0	0	0	0	0.0	0	0	W	32-6
11/26	at Eagles	S	6	105	17.5	25	1	0	0	0.0	0	0	L	34-37+
12/10	at Chiefs	S	0	0	0.0	0	0	0	0	0.0	0	0	W	20-17
12/17	Cowboys	S	0	0	0.0	0	0	0	0	0.0	0	0	W	31-10
12/23	at Chargers	S	4	130	32.5	57t	1	0	0	0.0	0	0	W	24-22
12/31	Patriots	S	2	21	10.5	15	0	0	0	0.0	0	0	W	27-21
01/07	at Dolphins	S	0	0	0.0	0	0	0	0	0.0	0	0	W	21-14
<b>2023 TOTALS</b>		<b>17-17</b>	<b>45</b>	<b>746</b>	<b>16.6</b>	<b>57T</b>	<b>7</b>	<b>1</b>	<b>-2</b>	<b>-2.0</b>	<b>-2</b>	<b>0</b>	<b>11-6</b>	

+ - Overtime

### 2023 GAME-BY-GAME POSTSEASON STATISTICS (BILLS)

DATE	OPPONENT	P/S	RECEIVING					RUSHING					W/L	SCORE
			NO.	YDS.	AVG.	LG	TD	NO.	YDS.	AVG.	LG	TD		
01/15	Steelers												W	31-17
01/21	Chiefs												L	24-27
<b>2023 TOTALS</b>		<b>0-0</b>	<b>0</b>	<b>0</b>	<b>0.0</b>	<b>0</b>	<b>0</b>	<b>0</b>	<b>0</b>	<b>0.0</b>	<b>0</b>	<b>0</b>	<b>1-1</b>	





# JOSIAH DEGUARA | 81

**POSITION:** TIGHT END  
**HT:** 6-2 | **WT:** 238 | **DOB:** 2-14-1997  
**COLLEGE:** CINCINNATI  
**HOMETOWN:** FOLSOM, CALIF.  
**ACQ:** UFA (GB) -'24  
**EXP:** 5th YEAR

 @JosiahD5  
 @josiahdeguara

## KEY TRANSACTIONS

- Originally drafted by Green Bay in the third round (94th overall) in the 2020 NFL Draft
- Signed with Jacksonville as an unrestricted free agent on 3/26/24

## PRO

### 2023 (Packers)

- Appeared in 15 games with four starts and posted eight receptions for 65 yards (8.1 avg.) and four tackles on special teams
- Appeared in both postseason games and recorded a tackle on special teams
- **1/20 at S.F.:** Saw action at tight end and recorded one tackle on special teams in NFC Divisional round
- **10/9 at L.V.:** Recorded a 19-yard reception and saw action on special teams
- **9/28 vs. DET:** Played 36 snaps and posted a season-high four catches for 34 yards

### 2022 (Packers)

- Played in all 17 games with three starts and had 13 catches for 114 yards (8.8 avg.)
- **11/6 at DET:** Recorded a career-high five catches for 41 yards including one 25-yard reception
- **10/9 vs. NYG:** Posted two receptions for 19 yards and was credited with his first-career safety
- **9/11 at MIN:** Recorded two receptions for 28 yards, both of which picked up first downs

### 2021 (Packers)

- Appeared in 16 games with two starts and recorded a season-high 25 receptions for a career-best 245 yards and two touchdowns
- **1/22 vs. S.F.:** Recorded one tackle on special teams in NFC Divisional round
- **1/9 at DET:** Posted three receptions for a career-best 66 yards including a career-long 62-yard touchdown reception... His 62-yard touchdown is tied for the second-longest reception by a tight end in Packers history
- **12/12 vs. CHI:** Recorded three receptions for 44 yards
- **11/21 at MIN:** Posted two receptions for 37 yards including a 25-yard touchdown, marking his first career touchdown reception

### 2020 (Packers)

- Played in two games with one start and had one catch for 12 yards before suffering a season-ending knee injury
- **9/13 at MIN:** Posted his first career catch and became just the second rookie tight end to start for the Packers in Week 1 since the 1970 AFL-NFL merger

## COLLEGE

- Appeared in 46 games with 27 starts during his four seasons (2015-19) at the University of Cincinnati
- Posted 1,117 career receiving yards, joining Brent Celek (1,135 yards) as the only tight ends in school history to post 1,000-plus receiving yards
- Registered 92 career receptions, the most in school history by a tight end, and 12 touchdown catches
- Earned first-team All-American Athletic Conference honors in 2019
- His 504 receiving yards in 2019 were the second most in a season by a tight end in school history behind only Travis Kelce (722 in 2012)
- Earned his bachelor's degree and master's degree in sports administration
- Became the highest-drafted player from the University of Cincinnati since Kelce in 2013 (No. 61 overall)

## PERSONAL

- Born in Santa Rosa, California
- Married to wife, Ashton
- Attended Folsom High School, he helped the team post a 30-1 record over his final two seasons, including a CIF Division I state title and a 16-0 season as a senior in 2014
- Was a co-captain and starter for his high school basketball team that advanced to the Division II state championship in 2013-14
- Visited hospitals and a Boys & Girls Club while he was in college



**JOSIAH DEGUARA'S NFL REGULAR SEASON RUSHING/RECEIVING STATISTICS**

DATE	TEAM	GP	GS	RECEIVING					RUSHING				
				NO.	YDS.	AVG.	LG	TD	NO.	YDS.	AVG.	LG	TD
2020	Packers	2	1	1	12	12.0	12	0	0	0	0.0	0	0
2021	Packers	16	2	25	245	9.8	62t	2	0	0	0.0	0	0
2022	Packers	17	3	13	114	8.8	25	0	0	0	0.0	0	0
2023	Packers	15	4	8	65	8.1	19	0	0	0	0.0	0	0
<b>NFL TOTALS</b>		<b>50</b>	<b>10</b>	<b>47</b>	<b>436</b>	<b>9.3</b>	<b>62T</b>	<b>2</b>	<b>0</b>	<b>0</b>	<b>0.0</b>	<b>0</b>	<b>0</b>

**JOSIAH DEGUARA'S NFL POSTSEASON RUSHING/RECEIVING STATISTICS**

DATE	TEAM	GP	GS	RECEIVING					RUSHING				
				NO.	YDS.	AVG.	LG	TD	NO.	YDS.	AVG.	LG	TD
2020	Packers	0	0	0	0	0.0	0	0	0	0	0.0	0	0
2021	Packers	1	0	0	0	0.0	0	0	0	0	0.0	0	0
2023	Packers	2	0	0	0	0.0	0	0	0	0	0.0	0	0
<b>NFL TOTALS</b>		<b>3</b>	<b>0</b>	<b>0</b>	<b>0</b>	<b>0.0</b>	<b>0</b>	<b>0</b>	<b>0</b>	<b>0</b>	<b>0.0</b>	<b>0</b>	<b>0</b>

**JOSIAH DEGUARA'S NFL REGULAR SEASON RETURN STATISTICS**

DATE	TEAM	KICKOFF RETURNS					PUNT RETURNS					
		RET.	YDS.	AVG.	LG	TD	NO.	FC	YDS.	AVG.	LG	TD
2020	Packers	0	0	0.0	0	0	0	0	0	0.0	0	0
2021	Packers	0	0	0.0	0	0	0	0	0	0.0	0	0
2022	Packers	1	0	0.0	0	0	0	0	0	0.0	0	0
2023	Packers	0	0	0.0	0	0	0	0	0	0.0	0	0
<b>NFL TOTALS</b>		<b>1</b>	<b>0</b>	<b>0.0</b>	<b>0</b>	<b>0</b>	<b>0</b>	<b>0</b>	<b>0</b>	<b>0.0</b>	<b>0</b>	<b>0</b>

**JOSIAH DEGUARA'S NFL POSTSEASON RETURN STATISTICS**

DATE	TEAM	KICKOFF RETURNS					PUNT RETURNS					
		RET.	YDS.	AVG.	LG	TD	NO.	FC	YDS.	AVG.	LG	TD
2020	Packers	0	0	0.0	0	0	0	0	0	0.0	0	0
2021	Packers	0	0	0.0	0	0	0	0	0	0.0	0	0
2023	Packers	0	0	0.0	0	0	0	0	0	0.0	0	0
<b>NFL TOTALS</b>		<b>0</b>	<b>0</b>	<b>0.0</b>	<b>0</b>	<b>0</b>	<b>0</b>	<b>0</b>	<b>0</b>	<b>0.0</b>	<b>0</b>	<b>0</b>

**SINGLE-GAME HIGHS: RUSHING/RECEIVING**

<b>Receptions</b>	5 at Detroit Lions, Nov 06, 2022 4 vs. Detroit Lions, Sep 28, 2023	<b>All-Purpose Yards</b>	66 at Detroit Lions, Jan 09, 2022 44 vs. Chicago Bears, Dec 12, 2021
<b>Receiving Yards</b>	66 at Detroit Lions, Jan 09, 2022 44 vs. Chicago Bears, Dec 12, 2021	<b>Kickoff Returns</b>	1 at Miami Dolphins, Dec 25, 2022
<b>Receiving Average</b>	22.0 at Detroit Lions, Jan 09, 2022 14.7 vs. Chicago Bears, Dec 12, 2021	<b>Special Teams Tackles</b>	2 at Pittsburgh Steelers, Nov 12, 2023 1 vs. New Orleans Saints, Sep 24, 2023 ...1 more at 1.
<b>Longest Receptions</b>	62t at Detroit Lions, Jan 09, 2022 25 at Detroit Lions, Nov 06, 2022 ...2 more at 25.	<b>Most TDs</b>	1 at Detroit Lions, Jan 09, 2022 1 at Minnesota Vikings, Nov 21, 2021
<b>Receiving TDs</b>	1 at Detroit Lions, Jan 09, 2022 1 at Minnesota Vikings, Nov 21, 2021	<b>Miscellaneous Tackles</b>	1 at Detroit Lions, Jan 09, 2022

**SINGLE-GAME HIGHS - POSTSEASON: RUSHING/RECEIVING**

<b>Special Teams Tackles</b>	1 at San Francisco 49ers, Jan 20, 2024 1 vs. San Francisco 49ers, Jan 22, 2022
------------------------------	-----------------------------------------------------------------------------------





**2023 GAME-BY-GAME REGULAR-SEASON STATISTICS (PACKERS)**

DATE	OPPONENT	P/S	RECEIVING					RUSHING					W/L	SCORE
			NO.	YDS.	AVG.	LG	TD	NO.	YDS.	AVG.	LG	TD		
09/10	at Bears	S	0	0	0.0	0	0	0	0	0.0	0	0	W	38-20
09/17	at Falcons	S	2	5	2.5	4	0	0	0	0.0	0	0	L	24-25
09/24	Saints	S	0	0	0.0	0	0	0	0	0.0	0	0	W	18-17
09/28	Lions	P	4	34	8.5	13	0	0	0	0.0	0	0	L	20-34
10/09	at Raiders	P	1	19	19.0	19	0	0	0	0.0	0	0	L	13-17
10/22	at Broncos	P	0	0	0.0	0	0	0	0	0.0	0	0	L	17-19
10/29	Vikings	P	0	0	0.0	0	0	0	0	0.0	0	0	L	10-24
11/05	Rams	P	1	7	7.0	7	0	0	0	0.0	0	0	W	20-3
11/12	at Steelers	P	0	0	0.0	0	0	0	0	0.0	0	0	L	19-23
11/19	Chargers	P	0	0	0.0	0	0	0	0	0.0	0	0	W	23-20
11/23	at Lions												W	29-22
12/03	Chiefs												W	27-19
12/11	at Giants	P	0	0	0.0	0	0	0	0	0.0	0	0	L	22-24
12/17	Buccaneers	S	0	0	0.0	0	0	0	0	0.0	0	0	L	20-34
12/24	at Panthers	P	0	0	0.0	0	0	0	0	0.0	0	0	W	33-30
12/31	at Vikings	P	0	0	0.0	0	0	0	0	0.0	0	0	W	33-10
01/07	Bears	P	0	0	0.0	0	0	0	0	0.0	0	0	W	17-9
<b>2023 TOTALS</b>		<b>15-4</b>	<b>8</b>	<b>65</b>	<b>8.1</b>	<b>19</b>	<b>0</b>	<b>0</b>	<b>0</b>	<b>0.0</b>	<b>0</b>	<b>0</b>	<b>9-8</b>	

**2023 GAME-BY-GAME POSTSEASON STATISTICS (PACKERS)**

DATE	OPPONENT	P/S	RECEIVING					RUSHING					W/L	SCORE
			NO.	YDS.	AVG.	LG	TD	NO.	YDS.	AVG.	LG	TD		
01/14	at Cowboys	P	0	0	0.0	0	0	0	0	0.0	0	0	W	48-32
01/20	at 49ers	P	0	0	0.0	0	0	0	0	0.0	0	0	L	21-24
<b>2023 TOTALS</b>		<b>2-0</b>	<b>0</b>	<b>0</b>	<b>0.0</b>	<b>0</b>	<b>0</b>	<b>0</b>	<b>0</b>	<b>0.0</b>	<b>0</b>	<b>0</b>	<b>1-1</b>	





# DE'SHAAN DIXON | 47

**POSITION:** DEFENSIVE END  
**HT:** 6-4 | **WT:** 247 | **DOB:** 12-16-1998  
**COLLEGE:** NORFOLK STATE  
**HOMETOWN:** CHESAPEAKE, VA.  
**ACQ:** FA-'23  
**EXP:** 3rd YEAR

@thenames18  
 @deshaan\_dixon

## KEY TRANSACTIONS

- Originally signed by Jacksonville as a rookie free agent on 5/2/22
- Signed to Jacksonville's practice squad on 8/30/23

## PRO

### 2023 (Jaguars)

- Spent the season on the practice squad

### 2022 (Jaguars)

- Saw action in three games
- 10/23 vs. NYG:** Saw action on defense and recorded one tackle and saw action on special teams
- 10/2 at PHI:** Saw action on defense in his regular season NFL debut

## COLLEGE

- Saw action in eight games as a freshman in 2017... Registered eight tackles, one sack, two pass breakups and a fumble recovery
- Played in all 11 games in his second season with four starts... Totaled 31 tackles, one for loss, with one pass deflection and three quarterback hurries on the year
- Became an All-MEAC third-team selection in his junior season... Led all Spartan defensive linemen with 61 total tackles... Also posted seven tackles for loss, including 4.5 sacks and a team-leading seven quarterback hurries... Broke up three passes and recovered one fumble
- Appeared in 11 games in 2021 and tallied a career-high 9.0 sacks... Also added 54 total tackles and one forced fumble

## PERSONAL

- Majored in sociology
- Finished his senior year of high school with 52 tackles, 18 tackles for loss, nine sacks and 23 quarterback hurries
- Has three dogs named Jackson, Dixon and Lofton

### DE'SHAAN DIXON'S NFL REGULAR SEASON DEFENSIVE STATISTICS

DATE	TEAM	GP	TACKLES							INTERCEPTIONS							O. FUMB				ST				MISC		
			GS	TK	S	A	TFL	YDS	SK	YDS	QBH	NO	YDS	LG	TD	PD	FF	FR	TD	YDS	TK	S	A	FF	FR	S	A
2022	Jaguars	3	0	1	0	1	0	0	0.0	0.0	0	0	0	0	0	0	0	0	0	0	0	0	0	0	0	0	0
2023	Jaguars	0	0	0	0	0	0	0	0.0	0.0	0	0	0	0	0	0	0	0	0	0	0	0	0	0	0	0	
<b>NFL TOTALS</b>		<b>3</b>	<b>0</b>	<b>1</b>	<b>0</b>	<b>1</b>	<b>0</b>	<b>0</b>	<b>0.0</b>	<b>0.0</b>	<b>0</b>	<b>0</b>	<b>0</b>	<b>0</b>	<b>0</b>	<b>0</b>	<b>0</b>	<b>0</b>	<b>0</b>	<b>0</b>	<b>0</b>	<b>0</b>	<b>0</b>	<b>0</b>	<b>0</b>	<b>0</b>	

### DE'SHAAN DIXON'S NFL POSTSEASON DEFENSIVE STATISTICS

DATE	TEAM	GP	TACKLES							INTERCEPTIONS							O. FUMB				ST				MISC	
			GS	TK	S	A	TFL	YDS	SK	YDS	QBH	NO	YDS	LG	TD	PD	FF	FR	TD	YDS	TK	S	A	FF	FR	S
2022	Jaguars	0	0	0	0	0	0	0	0.0	0.0	0	0	0	0	0	0	0	0	0	0	0	0	0	0	0	0
<b>NFL TOTALS</b>		<b>0</b>	<b>0</b>	<b>0</b>	<b>0</b>	<b>0</b>	<b>0</b>	<b>0</b>	<b>0.0</b>	<b>0.0</b>	<b>0</b>	<b>0</b>	<b>0</b>	<b>0</b>	<b>0</b>	<b>0</b>	<b>0</b>	<b>0</b>	<b>0</b>	<b>0</b>	<b>0</b>	<b>0</b>	<b>0</b>	<b>0</b>	<b>0</b>	<b>0</b>









# DEVIN DUVERNAY | 12

**POSITION:** WIDE RECEIVER  
**HT:** 5-11 | **WT:** 202 | **DOB:** 9-12-1997  
**COLLEGE:** TEXAS  
**HOMETOWN:** SACHSE, TEXAS  
**ACQ:** UFA (BAL) - '24  
**EXP:** 5th YEAR

@Dev\_Duv5  
 @dduv6



## KEY TRANSACTIONS

- Originally drafted by Baltimore in the third round (92nd overall) of the 2020 draft
- Signed by Jacksonville as an unrestricted free agent on 3/14/24

## PRO

### 2023 (Ravens)

- Appeared in 13 games (one start), totaling four receptions for 18 yards and four rushes for 15 yards, while also adding 23 punt returns for 290 yards (12.6 avg.) and nine kickoff returns for 174 yards (19.3 avg.)
- **1/20 vs. HOU:** Returned the second half-opening kickoff 37 yards to the Ravens' 45-yard line in the 34-10 Divisional Playoff win... Baltimore reached the end zone six plays into the ensuing possession
- **11/12 vs. CLE:** Recovered a muffed punt at the Browns' 12-yard line, leading to a RB Gus Edwards fourth-quarter touchdown
- **10/15 at TEN:** Registered 3 PRs for a career-high 91 yards, including a career-long 70-yarder, in the 24-16 victory

### 2022 (Ravens)

- Saw action in 14 games (13 starts) prior to his 12/20 Injured Reserve (foot) designation
- Finished the season as the NFL's only player with at least 15 kickoff returns and 15 punt returns to rank in the Top 10 in both yards-per-KOR average (26.5 – No. 10) and yards-per-PR avg. (11.9 – No. 5)
- Produced career highs in all major receiving categories, including receptions (37), yards (407) and TDs (3), while adding 12 carries for 84 yards and one TD
- Joined RB Nyheim Hines as one of two NFL players with a rushing touchdown, receiving touchdown and special teams touchdown
- **10/27 at TB:** Totaled a single-game best 163 all-purpose yards (72 KORs, 33 rushing, 31 receiving, and 27 PRs) and his first-career rushing TD (15 yards) in the 27-22 win... Became the first player in Ravens history to post a KOR-TD, receiving TD and rushing TD in a Ravens career
- **10/23 vs. CLE:** Recorded a season-long 31-yard reception and career-long 46-yard punt return in the 23-20 win
- **9/25 at NE:** Recorded a career-long 43-yard punt return and a contested 4-yard touchdown grab... Marked his third-straight game with a touchdown, joining WR Davante Adams, WR Cooper Kupp and RB James Robinson as the NFL's only four position players with a touchdown scored in each of the first three games of the season
- **9/18 vs. MIA:** Registered a 103-yard kickoff return-touchdown to open the game, marking the second KOR-TD of his career and the first time in franchise history that Baltimore returned the game's opening kickoff for a TD... Became the first player to register multiple receiving TDs (2 in Week 1 at NYJ) and a KOR-TD in the first two games of a season since Hall of Famer Bobby Mitchell accomplished the feat in 1962

### 2021 (Ravens)

- PFWA All-NFL (2021)
- PFWA All-AFC (2021)
- Finished as the NFL's only returner to rank in the Top 10 in both punt return average (13.8 – first) and kickoff return average (24.1 – seventh)... Tallied the NFL's second-most punt return yards (360), eighth-most kickoff return yards (676) and fifth-most total return yards (1,036)
- **11/21 at CHI:** Eclipsed 100 all-purpose yards (106) for the third time
- **10/17 vs. LAC:** Returned three punts for 44 yards (14.7 avg) and two KORs for 70 yards (35.0 avg), including a season-long 47-yarder... Became the NFL's first returner with a 40-yard PR (42) and KOR (47) in 2021
- **10/3 at DEN:** Recorded three punt returns for 64 yards (21.3 avg), including a career-long 42-yarder... Also added three receptions for 31 yards in the contest
- **9/26 at DET:** Capped an eight-play, 65-yard drive with a 19-yard TD reception, marking his first-career TD grab and added two punt returns for 21 yards, including a 29-yarder

### 2020 (Ravens)

- Played in all 16 games (three starts) in his rookie campaign, seeing action on special teams (as the primary kick returner) and offense... Returned 21 kicks for 578 yards and one touchdown, while adding four punt returns for 46 yards
- **1/10 at TEN:** Made his postseason debut in the 20-13 Wild Card Playoff win and served as Baltimore's primary punt returner and kick returner
- **9/28 vs. KC:** Returned a kickoff 93 yards for a touchdown and became the fifth Ravens rookie and the youngest Raven (23 years, 16 days) in franchise history to register a kickoff return touchdown



- **9/13 vs. CLE:** Made his NFL debut, recording his first-career reception for a 12-yard gain...Contributed on special teams with two kickoff returns for 64 yards, including a long of 38 yards

## COLLEGE

- Finished his Texas career with 176 receptions for 2,468 yards (14.0 ypc) and 16 touchdowns in 52 games (30 starts)
- Led all Big 12 wide receivers in receptions (106), receptions per game (8.2), receiving yards (1,341) and receiving yards per game (106.6) in 2019...Ranked third in receiving TDs (9)
- Became the 10th 2,000-yard career receiver in Longhorns' history after a nine-catch, 107-yard performance at Iowa State in 2019
- As a true freshman, tallied three-consecutive games with a touchdown reception, which stands as the seventh-longest streak in school history
- Earned first-team All-Big 12 (2019) and honorable mention Big 12 Offensive Player of the Year honors (2019)... Was a Earl Campbell Tyler Rose Award semifinalist (2019), two-time Big 12 Offensive Player of the Week (2019) and three-time Academic All-Big 12 selection (2017-19)

## PERSONAL

- His twin brother, Donovan, was a DB for the Longhorns and transferred to Northwestern State
- Is a first cousin of Arizona Cardinals QB Kyler Murray
- Uncle, Calvin Murray, played baseball at Texas... Uncle, Kevin Murray, played QB at Texas A&M in the 1980, while another uncle, Charles Murray, played WR at North Texas in the late 1970s... Uncle, Vince Murray, played DB at Tulsa in 2017 and suited up for the Salina Liberty of the Champions Indoor Football league
- Graduated from the University of Texas with a degree in sport management and a minor in business

### DEVIN DUVERNAY'S NFL REGULAR SEASON RUSHING/RECEIVING STATISTICS

DATE	TEAM	GP	GS	RECEIVING					RUSHING				
				NO.	YDS.	AVG.	LG	TD	NO.	YDS.	AVG.	LG	TD
2020	Ravens	16	3	20	201	10.1	39	0	4	70	17.5	42	0
2021	Ravens	16	7	33	272	8.2	21	2	7	50	7.1	19	0
2022	Ravens	14	13	37	407	11.0	31	3	12	84	7.0	18	1
2023	Ravens	13	1	4	18	4.5	10	0	4	15	3.8	8	0
<b>NFL TOTALS</b>		<b>59</b>	<b>24</b>	<b>94</b>	<b>898</b>	<b>9.6</b>	<b>39</b>	<b>5</b>	<b>27</b>	<b>219</b>	<b>8.1</b>	<b>42</b>	<b>1</b>

### DEVIN DUVERNAY'S NFL POSTSEASON RUSHING/RECEIVING STATISTICS

DATE	TEAM	GP	GS	RECEIVING					RUSHING				
				NO.	YDS.	AVG.	LG	TD	NO.	YDS.	AVG.	LG	TD
2020	Ravens	2	0	0	0	0.0	0	0	0	0	0.0	0	0
2022	Ravens	0	0	0	0	0.0	0	0	0	0	0.0	0	0
2023	Ravens	2	0	0	0	0.0	0	0	0	0	0.0	0	0
<b>NFL TOTALS</b>		<b>4</b>	<b>0</b>	<b>0</b>	<b>0</b>	<b>0.0</b>	<b>0</b>	<b>0</b>	<b>0</b>	<b>0</b>	<b>0.0</b>	<b>0</b>	<b>0</b>

### DEVIN DUVERNAY'S NFL REGULAR SEASON RETURN STATISTICS

DATE	TEAM	KICKOFF RETURNS					PUNT RETURNS					
		RET.	YDS.	AVG.	LG	TD	NO.	FC	YDS.	AVG.	LG	TD
2020	Ravens	21	578	27.5	93t	1	4	2	46	11.5	19	0
2021	Ravens	28	676	24.1	47	0	26	24	360	13.8	42	0
2022	Ravens	15	383	25.5	103t	1	16	18	190	11.9	46	0
2023	Ravens	9	174	19.3	28	0	23	20	290	12.6	70	0
<b>NFL TOTALS</b>		<b>73</b>	<b>1,811</b>	<b>24.8</b>	<b>103T</b>	<b>2</b>	<b>69</b>	<b>64</b>	<b>886</b>	<b>12.8</b>	<b>70</b>	<b>0</b>

### DEVIN DUVERNAY'S NFL POSTSEASON RETURN STATISTICS

DATE	TEAM	KICKOFF RETURNS					PUNT RETURNS					
		RET.	YDS.	AVG.	LG	TD	NO.	FC	YDS.	AVG.	LG	TD
2020	Ravens	1	20	20.0	20	0	0	4	0	0.0	0	0
2022	Ravens	0	0	0.0	0	0	0	0	0	0.0	0	0
2023	Ravens	2	53	26.5	37	0	3	2	32	10.7	21	0
<b>NFL TOTALS</b>		<b>3</b>	<b>73</b>	<b>24.3</b>	<b>37</b>	<b>0</b>	<b>3</b>	<b>6</b>	<b>32</b>	<b>10.7</b>	<b>21</b>	<b>0</b>



**SINGLE-GAME HIGHS: RUSHING/RECEIVING**

**Rush Attempts** 3 at Cincinnati Bengals, Sep 17, 2023  
3 vs. Cincinnati Bengals, Oct 09, 2022

**Rushing Yards** 42 vs. Cincinnati Bengals, Oct 11, 2020  
33 at Tampa Bay Buccaneers, Oct 27, 2022

**Longest Runs** 42 vs. Cincinnati Bengals, Oct 11, 2020  
22 at Cincinnati Bengals, Jan 03, 2021

**Rushing TDs** 1 at Tampa Bay Buccaneers, Oct 27, 2022

**Receptions** 6 vs. Denver Broncos, Dec 04, 2022  
5 vs. Cincinnati Bengals, Oct 09, 2022

**Receiving Yards** 54 vs. Cincinnati Bengals, Oct 09, 2022  
54 at New York Jets, Sep 11, 2022

**Receiving Average** 15.0 at New England Patriots, Nov 15, 2020  
13.5 at New York Jets, Sep 11, 2022

**Longest Receptions** 39 vs. Pittsburgh Steelers, Nov 01, 2020  
31 vs. Cleveland Browns, Oct 23, 2022

**Receiving TDs** 2 at New York Jets, Sep 11, 2022  
1 at New England Patriots, Sep 25, 2022  
...2 more at 1.

**All-Purpose Yards** 163 at Tampa Bay Buccaneers, Oct 27, 2022  
156 vs. Indianapolis Colts, Oct 11, 2021

**Kickoff Returns** 5 vs. Pittsburgh Steelers, Jan 09, 2022  
5 vs. Indianapolis Colts, Oct 11, 2021

**Kickoff Return Yards** 119 vs. Kansas City Chiefs, Sep 28, 2020  
113 vs. Pittsburgh Steelers, Jan 09, 2022

**Longest Kickoff Return** 103t vs. Miami Dolphins, Sep 18, 2022  
93t vs. Kansas City Chiefs, Sep 28, 2020

**Kickoff Return TDs** 1 vs. Miami Dolphins, Sep 18, 2022  
1 vs. Kansas City Chiefs, Sep 28, 2020

**Fair Catches** 5 vs. Pittsburgh Steelers, Jan 09, 2022  
4 at Miami Dolphins, Nov 11, 2021

**Punt Return Yards** 91 at Tennessee Titans, Oct 15, 2023  
67 at Las Vegas Raiders, Sep 13, 2021

**Longest Punt Return** 70 at Tennessee Titans, Oct 15, 2023  
46 vs. Cleveland Browns, Oct 23, 2022

**Punt Returns** 4 vs. Indianapolis Colts, Sep 24, 2023  
4 at Las Vegas Raiders, Sep 13, 2021

**Punt Return Average** 30.3 at Tennessee Titans, Oct 15, 2023  
21.3 at Denver Broncos, Oct 03, 2021

**Kickoff Return Average** 26.3 vs. Green Bay Packers, Dec 19, 2021  
24.0 at Tampa Bay Buccaneers, Oct 27, 2022

**Special Teams Tackles** 1 vs. Detroit Lions, Oct 22, 2023  
1 at Tennessee Titans, Oct 15, 2023

**Most TDs** 2 at New York Jets, Sep 11, 2022  
1 at Tampa Bay Buccaneers, Oct 27, 2022  
...6 more at 1.

**Miscellaneous Tackles** 1 vs. Tennessee Titans, Nov 22, 2020

**Longest Own Fumble Return** 12 vs. Cincinnati Bengals, Oct 09, 2022  
2 vs. Kansas City Chiefs, Sep 19, 2021

**SINGLE-GAME HIGHS - POSTSEASON: RUSHING/RECEIVING**

**All-Purpose Yards** 64 vs. Houston Texans, Jan 20, 2024  
21 vs. Kansas City Chiefs, Jan 28, 2024

**Kickoff Returns** 2 vs. Houston Texans, Jan 20, 2024  
1 at Tennessee Titans, Jan 10, 2021

**Kickoff Return Yards** 53 vs. Houston Texans, Jan 20, 2024  
20 at Tennessee Titans, Jan 10, 2021

**Longest Kickoff Return** 37 vs. Houston Texans, Jan 20, 2024  
20 at Tennessee Titans, Jan 10, 2021

**Fair Catches** 3 at Tennessee Titans, Jan 10, 2021  
2 vs. Houston Texans, Jan 20, 2024

**Punt Return Yards** 21 vs. Kansas City Chiefs, Jan 28, 2024  
11 vs. Houston Texans, Jan 20, 2024

**Longest Punt Return** 21 vs. Kansas City Chiefs, Jan 28, 2024  
11 vs. Houston Texans, Jan 20, 2024

**Punt Returns** 2 vs. Kansas City Chiefs, Jan 28, 2024  
1 vs. Houston Texans, Jan 20, 2024

**Special Teams Tackles** 1 at Tennessee Titans, Jan 10, 2021

**2023 GAME-BY-GAME REGULAR-SEASON STATISTICS (RAVENS)**

DATE	OPPONENT	P/S	RECEIVING					RUSHING					W/L	SCORE	
			NO.	YDS.	AVG.	LG	TD	NO.	YDS.	AVG.	LG	TD			
09/10	Texans	P	0	0	0.0	0	0	0	0	0.0	0	0	W	25-9	
09/17	at Bengals	P	0	0	0.0	0	0	3	15	5.0	8	0	W	27-24	
09/24	Colts	P	0	0	0.0	0	0	0	0	0.0	0	0	L	19-22+	
10/01	at Browns	S	2	8	4.0	10	0	0	0	0.0	0	0	W	28-3	
10/08	at Steelers	P	0	0	0.0	0	0	0	0	0.0	0	0	L	10-17	
10/15	at Titans	P	0	0	0.0	0	0	0	0	0.0	0	0	W	24-16	
10/22	Lions	P	0	0	0.0	0	0	0	0	0.0	0	0	W	38-6	
10/29	at Cardinals	P	0	0	0.0	0	0	0	0	0.0	0	0	W	31-24	
11/05	Seahawks	P	2	10	5.0	7	0	0	0	0.0	0	0	W	37-3	
11/12	Browns	P	0	0	0.0	0	0	0	0	0.0	0	0	L	31-33	
11/16	Bengals	P	0	0	0.0	0	0	0	0	0.0	0	0	W	34-20	
11/26	at Chargers	P	0	0	0.0	0	0	1	0	0.0	0	0	W	20-10	
12/10	Rams	P	0	0	0.0	0	0	0	0	0.0	0	0	W	37-31+	
12/17	at Jaguars												W	23-7	
12/25	at 49ers												W	33-19	
12/31	Dolphins												W	56-19	
01/06	Steelers												L	10-17	
<b>2023 TOTALS</b>			<b>13-1</b>	<b>4</b>	<b>18</b>	<b>4.5</b>	<b>10</b>	<b>0</b>	<b>4</b>	<b>15</b>	<b>3.8</b>	<b>8</b>	<b>0</b>	<b>13-4</b>	

+ - Overtime





**2023 GAME-BY-GAME POSTSEASON STATISTICS (RAVENS)**

DATE	OPPONENT	P/S	RECEIVING					RUSHING					W/L	SCORE	
			NO.	YDS.	AVG.	LG	TD	NO.	YDS.	AVG.	LG	TD			
01/20	Texans	P	0	0	0.0	0	0	0	0	0	0.0	0	0	W	34-10
01/28	Chiefs	P	0	0	0.0	0	0	0	0	0	0.0	0	0	L	10-17
<b>2023 TOTALS</b>		<b>2-0</b>	<b>0</b>	<b>0</b>	<b>0.0</b>	<b>0</b>	<b>0</b>	<b>0</b>	<b>0</b>	<b>0</b>	<b>0.0</b>	<b>0</b>	<b>0</b>	<b>1-1</b>	





# BREVIN EASTON | 80

**POSITION:** WIDE RECEIVER  
**HT:** 5-10 | **WT:** 187 | **DOB:** 1-1-2001  
**COLLEGE:** ALBANY  
**HOMETOWN:** SEVERN, MD.  
**ACQ:** UDFA-'24  
**EXP:** R

@Brevineaston01  
 brevineaston

## KEY TRANSACTIONS

- Originally signed as an undrafted free agent with Jacksonville on 4/30/24

## COLLEGE

- During his senior season at Albany (2023), he recorded 57 receptions for 1,086 yards and 13 touchdowns
- Before transferring to Albany, he spent time at Assumption University (2019), where he earned NE10 All-Conference Rookie-Team Honors

## PERSONAL

- Has one brother, Jalon
- Lettered four years in football and one year in track at Archbishop Spalding High School (Severn, Md.)
- His favorite movie is "Friday"

## BREVIN EASTON'S COLLEGE RUSHING/RECEIVING STATISTICS

DATE	TEAM	GP	GS	RUSHING					RECEIVING				
				NO.	YDS.	AVG.	LG	TD	NO.	YDS.	AVG.	LG	TD
2019	Assumption	10	3	1	-11	-11.0	0	0	25	597	23.9	93	7
2021	Assumption	10	9	1	0	0.0	0	0	30	503	16.8	80	5
2022	UAlbany	11	5	0	0	0.0	0	0	28	423	15.1	44	2
2023	UAlbany	15	13	3	16	5.3	7	0	57	1,086	19.1	83	13
<b>TOTALS</b>		<b>46</b>	<b>30</b>	<b>5</b>	<b>5</b>	<b>1.0</b>	<b>7</b>	<b>0</b>	<b>140</b>	<b>2,609</b>	<b>18.6</b>	<b>93</b>	<b>27</b>

## BREVIN EASTON'S COLLEGE RETURN STATISTICS

DATE	TEAM	RET.	YDS.	AVG.	LG	TD	KICKOFF RETURNS			PUNT RETURNS		
							NO.	FC	YDS.	AVG.	LG	TD
2019	Assumption	1	19	19.0	19	0	0	0	0	0.0	0	0
2021	Assumption	2	34	17.0	19	0	0	0	0	0.0	0	0
2022	UAlbany	2	16	8.0	16	0	1	0	-1	-1.0	0	0
2023	UAlbany	2	41	20.5	22	0	0	0	0	0.0	0	0
<b>TOTALS</b>		<b>7</b>	<b>110</b>	<b>15.7</b>	<b>22</b>	<b>0</b>	<b>1</b>	<b>0</b>	<b>-1</b>	<b>-1.0</b>	<b>0</b>	<b>0</b>

## COLLEGE 2023 GAME-BY-GAME STATISTICS (UALBANY)

DATE	OPPONENT	P/S	RUSHING					RECEIVING					W/L	SCORE
			NO.	YDS.	AVG.	LG	TD	NO.	YDS.	AVG.	LG	TD		
08/26	Fordham	P	0	0	0.0	0	0	2	31	15.5	30	1	W	34-13
09/02	at Marshall	P	1	2	2.0	2	0	6	43	7.2	15	0	L	17-21
09/09	at Hawaii	S	1	7	7.0	7	0	3	25	8.3	14	0	L	20-31
09/23	at Morgan St.	S	0	0	0.0	0	0	0	0	0.0	0	0	W	23-17+
09/30	Villanova	S	0	0	0.0	0	0	5	86	17.2	42	0	W	31-10
10/07	at Towson	S	0	0	0.0	0	0	2	27	13.5	16	0	W	24-17
10/14	at New Hampshire	S	0	0	0.0	0	0	4	106	26.5	50	2	L	31-38
10/21	Rhode Island	S	0	0	0.0	0	0	2	88	44.0	83	1	W	35-10
10/28	at Maine	S	0	0	0.0	0	0	4	129	32.3	53	2	W	37-21
11/04	William & Mary	S	0	0	0.0	0	0	4	90	22.5	37	1	W	24-8
11/11	at Stony Brook	S	0	0	0.0	0	0	6	89	14.8	23	1	W	38-20
11/18	Monmouth	S	0	0	0.0	0	0	4	100	25.0	75	1	W	41-0
12/02	Richmond	S	0	0	0.0	0	0	2	13	6.5	12	1	W	41-13
12/09	at Idaho	S	1	7	7.0	7	0	9	228	25.3	64	3	W	30-22
12/15	at South Dakota St.	S	0	0	0.0	0	0	4	31	7.8	11	0	L	0-59
<b>2023 TOTALS</b>		<b>15-13</b>	<b>3</b>	<b>16</b>	<b>5.3</b>	<b>7</b>	<b>0</b>	<b>57</b>	<b>1,086</b>	<b>19.1</b>	<b>83</b>	<b>13</b>	<b>11-4</b>	

+ - Overtime





# TERRELL EDMUNDS | 45

**POSITION:** SAFETY  
**HT:** 6-1 | **WT:** 217 | **DOB:** 1-20-1997  
**COLLEGE:** VIRGINIA TECH  
**HOMETOWN:** DANVILLE, VA  
**ACQ:** FA-24  
**EXP:** 7th YEAR



## KEY TRANSACTIONS

- Originally drafted by Pittsburgh in the first round (28th overall) of the 2018 NFL Draft
- Signed by Pittsburgh as an unrestricted free agent on 3/14/24
- Signed by Philadelphia as an unrestricted free agent on 3/24/23
- Acquired via trade by Tennessee on 10/23/23
- Signed by Jacksonville as a free agent on 5/16/24

## PRO

### 2023 (Titans)

- Appeared in nine games (one start) after being traded by the Eagles on 10/23
- He recorded 15 tackles (12 solo), two passes defended, and one interception
- **1/07 vs. JAX:** Recorded four tackles (three solo) and the first interception of his 2023 season

### 2023 (Eagles)

- Appeared in seven games (three starts) for the Eagles before being traded to the Titans on 10/23/23
- He recorded a total of 26 tackles (19 solo), two special teams tackles (one solo) and one fumble recovery
- **9/14 vs. MIA:** Recorded six tackles (five solo) and one forced fumble
- **10/22 vs. MIA:** Started and recorded a team-leading nine tackles (eight solo)

### 2022 (Steelers)

- Started all 17 regular-season games and recorded 70 tackles (41 solo), five passes defended, three tackles for loss and a career-high 2.0 sacks in a single season
- **10/16 vs. T.B.:** Registered a season-high 10 tackles, including a tackle for loss
- **10/23 at MIA:** Recorded a season-high two passes defended
- **11/28 at IND:** Recorded six tackles (four solo) and 1.0 sack, marking his first of the season
- **1/08 at IND:** Registered his second sack of the season, taking down QB Deshaun Watson for an 11-yard loss

### 2021 (Steelers)

- Started all 17 regular-season games and recorded 89 tackles (63 solo), eight tackles for loss, six passes defended, 1.0 sack, two interceptions and one quarterback hit
- **9/26 vs. CIN:** Recorded five tackles (two solo) and the Steelers' first interception of 2021
- **12/19 vs. TEN:** Recorded a career-high 10 tackles (seven solo) and tied his career-high two tackles for loss
- **1/03 vs. CLE:** Tallied a career-high three passes defended and recorded his second career interception

### 2020 (Steelers)

- Appeared in 15 regular-season games (12 starts) and recorded 68 tackles (46 solo), eight passes defended, two interceptions, one tackle for loss, one quarterback hit and 1.0 sack
- **9/20 vs. DEN:** Recorded four tackles (two solo) 1.0 sack and one pass defended
- **11/22 at JAX:** Registered his first career multi-interception game, picking off QB Jake Luton two times

### 2019 (Steelers)

- Started all 16 games and recorded 105 tackles (71 solo), marking his first 100-plus tackle season and finished second on the team in tackles
- **9/15 vs. SEA:** Led the team with a career-high 11 tackles (eight solo) and added one pass defended
- **9/22 at S.F.:** Led the Steelers' secondary with 10 tackles (seven solo)
- **12/15 vs. BUF:** Led the team with 11 tackles (10 solo), tying his career high

### 2018 (Steelers)

- Started 15 of 16 games played as a rookie, tied for the third-most tackles on the team, and played 92.5% of the defensive snaps in 2018, second-most on the defense
- He recorded 78 tackles (55 solo), four passes defended, three quarterback hits, 1.0 sack and one interception
- **9/24 at T.B.:** Recorded the first interception of his career
- **9/30 vs. BAL:** Registered the first defensive fumble recovery of his career





- **12/02 vs. LAC:** Recorded eight tackles (five solo) and his first career sack

## COLLEGE

- Played in 37 games with 31 starts over a three-year span (2015-17) at Virginia Tech
- Totaled 196 tackles, 14 passes defended, 6.5 tackles for loss and six interceptions in his career
- Named Third-Team All-Atlantic Conference Coast selection in 2017, recording 59 tackles, 2.5 tackles for loss, two interceptions, three pass breakups and 1.5 sacks in 10 games played and started
- Played in all 14 games (13 starts) in 2016, earning honorable mention All-ACC accolades by tallying 89 tackles, four interceptions and 2.5 tackles for loss
- Tabbed ACC Defensive Back Player of the Week (Oct. 24)
- Posted 12 tackles and caught a reception for 20 yards in the ACC Championship Game vs. Clemson
- Made five stops and hauled in an interception in the Belk Bowl vs. Arkansas
- Saw action in 12 games (eight starts) in 2015, amassing 34 tackles
- Redshirted in 2014
- Majored in multimedia journalism

## PERSONAL

- Helped My Brother's Keeper Outreach Center pack a truck for Texas relief full of water and non-perishables.
- Co-authored a children's book with his brothers called My Brother's Keeper
- Attended Dan River High School (Ringgold, Va.)
- Class 2A West All-Region first-team selection as a running back and Offensive Back of the Year in the Courthouse Conference 37
- All-Conference 37 first-team selection after his senior year logging 1,753 rushing yards on 171 carries with 25 TDs, adding nine receptions for 111 yards and a TD
- Registered 53 tackles and two interceptions on defense
- Scored a combined 29 TDs in his senior year
- Son of Ferrell Jr. and Felicia Edmunds
- Father was an NFL Pro Bowl tight end
- Younger brother, Tremaine, was selected in the first round of the 2018 NFL Draft by the Buffalo Bills

### TERRELL EDMUNDS' NFL REGULAR SEASON DEFENSIVE STATISTICS

DATE	TEAM	GP	GS	TACKLES							INTERCEPTIONS					O. FUMB				ST			MISC					
				TK	S	A	TFL	YDS	SK	YDS	QBH	NO	YDS	LG	TD	PD	FF	FR	TD	YDS	TK	S	A	FF	FR	S	A	
2018	Steelers	16	15	73	52	21	1	9	1.0	9.0	3	1	35	35	0	4	0	1	0	0	0	5	3	2	0	0	0	0
2019	Steelers	16	16	105	71	34	2	7	0.0	0.0	2	0	0	0	0	3	0	0	0	0	0	0	0	0	0	0	0	
2020	Steelers	15	12	68	46	22	1	11	1.0	11.0	1	2	11	7	0	8	0	0	0	0	0	0	0	0	0	0	0	
2021	Steelers	17	17	89	63	26	8	29	1.0	13.0	1	2	15	15	0	6	0	0	0	0	0	0	0	0	0	0	0	
2022	Steelers	15	15	70	41	29	3	20	2.0	18.0	2	0	0	0	0	5	0	0	0	0	0	0	0	0	0	0	0	
2023	Eagles	7	3	26	19	7	0	0	0.0	0.0	0	0	0	0	0	0	1	0	0	0	0	2	1	1	0	0	0	
Went from Philadelphia to Tennessee.																												
2023	Titans	8	1	15	12	3	2	11	2.5	11.0	2	1	2	2	0	2	0	0	0	0	0	5	2	3	0	0	0	0
2023	TOTAL	15	4	41	31	10	2	11	2.5	11.0	2	1	2	2	0	2	1	0	0	0	0	7	3	4	0	0	0	0
<b>NFL TOTALS</b>		<b>94</b>	<b>79</b>	<b>446</b>	<b>304</b>	<b>142</b>	<b>17</b>	<b>87</b>	<b>7.5</b>	<b>62.0</b>	<b>11</b>	<b>6</b>	<b>63</b>	<b>35</b>	<b>0</b>	<b>28</b>	<b>1</b>	<b>1</b>	<b>0</b>	<b>0</b>	<b>0</b>	<b>12</b>	<b>6</b>	<b>6</b>	<b>0</b>	<b>0</b>	<b>0</b>	<b>0</b>

### TERRELL EDMUNDS' NFL POSTSEASON DEFENSIVE STATISTICS

DATE	TEAM	GP	GS	TACKLES							INTERCEPTIONS					O. FUMB				ST			MISC				
				TK	S	A	TFL	YDS	SK	YDS	QBH	NO	YDS	LG	TD	PD	FF	FR	TD	YDS	TK	S	A	FF	FR	S	A
2020	Steelers	1	1	6	3	3	1	1	0.0	0.0	0	0	0	0	0	1	0	0	0	0	0	0	0	0	0	0	0
2021	Steelers	1	1	6	6	0	0	0	0.0	0.0	0	0	0	0	0	0	0	0	0	0	0	0	0	0	0	0	0
<b>NFL TOTALS</b>		<b>2</b>	<b>2</b>	<b>12</b>	<b>9</b>	<b>3</b>	<b>1</b>	<b>1</b>	<b>0.0</b>	<b>0.0</b>	<b>0</b>	<b>0</b>	<b>0</b>	<b>0</b>	<b>0</b>	<b>1</b>	<b>0</b>	<b>0</b>	<b>0</b>	<b>0</b>	<b>0</b>	<b>0</b>	<b>0</b>	<b>0</b>	<b>0</b>	<b>0</b>	<b>0</b>

### SINGLE-GAME HIGHS: DEFENSIVE

<b>Total Tackles</b>	11 vs. Buffalo Bills, Dec 15, 2019 11 vs. Seattle Seahawks, Sep 15, 2019	<b>Tackles For Loss</b>	2 vs. Tennessee Titans, Dec 19, 2021 2 vs. Detroit Lions, Nov 14, 2021 ...1 more at 2.
<b>Solo Tackles</b>	10 vs. Buffalo Bills, Dec 15, 2019 8 vs. Seattle Seahawks, Sep 15, 2019 ...1 more at 8.	<b>Interceptions</b>	2 at Jacksonville Jaguars, Nov 22, 2020 1 at Baltimore Ravens, Jan 09, 2022 ...2 more at 1.
<b>Sacks</b>	1.0 vs. Cleveland Browns, Jan 08, 2023 1.0 at Indianapolis Colts, Nov 28, 2022 ...3 more at 1.0.	<b>Interception Return Yards</b>	35 at Tampa Bay Buccaneers, Sep 24, 2018 15 vs. Cincinnati Bengals, Sep 26, 2021
<b>Passes Defensed</b>	3 at Baltimore Ravens, Jan 09, 2022 2 at Miami Dolphins, Oct 23, 2022 ...2 more at 2.	<b>Special Teams Tackles</b>	1 vs. Cincinnati Bengals, Dec 30, 2018 1 vs. Los Angeles Chargers, Dec 02, 2018 ...3 more at 1.
<b>Fumble Recoveries</b>	1 vs. Baltimore Ravens, Sep 30, 2018		



**SINGLE-GAME HIGHS - POSTSEASON: DEFENSIVE**

**Total Tackles** 6 at Kansas City Chiefs, Jan 16, 2022  
 6 vs. Cleveland Browns, Jan 10, 2021  
**Solo Tackles** 6 at Kansas City Chiefs, Jan 16, 2022  
 3 vs. Cleveland Browns, Jan 10, 2021  
**Passes Defensed** 1 vs. Cleveland Browns, Jan 10, 2021  
**Tackles For Loss** 1 vs. Cleveland Browns, Jan 10, 2021

**2023 GAME-BY-GAME REGULAR-SEASON STATISTICS (EAGLES/TITANS)**

DATE	OPPONENT	P/S	TACKLES							INTERCEPTIONS					O. FUMB				ST				MISC		W/L	SCORE																												
			TK	S	A	SK	YDS	TFL	YDS	QBH	NO	YDS	LG	TD	PD	FF	FR	TD	YDS	TK	S	A	FF	FR			S	A																										
09/10	at Patriots	P	3	2	1	0.0	0.0	0	0	0	0	0	0	0	0	0	0	0	0	0	0	0	0	0	0	0	0	0	0	0	0	0	0	W	25-20																			
09/14	Vikings	P	6	5	1	0.0	0.0	0	0	0	0	0	0	0	1	0	0	0	0	0	0	0	0	0	0	0	0	0	0	0	0	0	W	34-28																				
09/25	at Buccaneers	P	2	2	0	0.0	0.0	0	0	0	0	0	0	0	0	0	0	0	0	0	0	0	0	0	0	0	0	0	0	0	0	0	W	25-11																				
10/01	Commanders	S	2	0	2	0.0	0.0	0	0	0	0	0	0	0	0	0	0	0	0	2	1	1	0	0	0	0	0	0	0	0	0	0	W	34-31+																				
10/08	at Rams	P	0	0	0	0.0	0.0	0	0	0	0	0	0	0	0	0	0	0	0	0	0	0	0	0	0	0	0	0	0	0	0	0	W	23-14																				
10/15	at Jets	S	4	2	2	0.0	0.0	0	0	0	0	0	0	0	0	0	0	0	0	0	0	0	0	0	0	0	0	0	0	0	0	0	L	14-20																				
10/22	Dolphins	S	9	8	1	0.0	0.0	0	0	0	0	0	0	0	0	0	0	0	0	0	0	0	0	0	0	0	0	0	0	0	0	0	W	31-17																				
10/29	at Commanders		DID NOT PLAY																																																W	38-31		
			Went from Eagles to Titans.																																																			
11/02	at Steelers	S	4	4	0	0.0	0.0	0	0	0	0	0	0	0	0	0	0	0	0	0	0	0	0	0	0	0	0	0	0	0	0	0	0	L	16-20																			
11/12	at Buccaneers	P	0	0	0	0.0	0.0	0	0	0	0	0	0	0	0	0	0	0	0	0	0	0	0	0	0	0	0	0	0	0	0	0	0	L	6-20																			
11/19	at Jaguars	P	4	3	1	1.0	1.0	1	1	0	0	0	0	0	0	0	0	0	0	1	1	0	0	0	0	0	0	0	0	0	0	0	0	L	14-34																			
11/26	Panthers		ON INACTIVE LIST																																																		W	17-10
12/03	Colts		ON INACTIVE LIST																																																		L	28-31+
12/11	at Dolphins	P	0	0	0	0.0	0.0	0	0	0	0	0	0	0	0	0	0	0	0	0	0	0	0	0	0	0	0	0	0	0	0	0	0	W	28-27																			
12/17	Texans	P	1	1	0	1.0	10.0	1	10	1	0	0	0	0	0	0	0	0	0	1	1	0	0	0	0	0	0	0	0	0	0	0	0	L	16-19+																			
12/24	Seahawks	P	1	0	1	0.5	0.0	0	0	1	0	0	0	0	1	0	0	0	0	0	0	0	0	0	0	0	0	0	0	0	0	0	0	L	17-20																			
12/31	at Texans	P	0	0	0	0.0	0.0	0	0	0	0	0	0	0	0	0	0	0	0	0	0	0	0	0	0	0	0	0	0	0	0	0	0	L	3-26																			
01/07	Jaguars	P	4	3	1	0.0	0.0	0	0	0	1	2	2	0	1	0	0	0	0	0	0	0	0	0	0	0	0	0	0	0	0	0	0	W	28-20																			
<b>2023 TOTALS</b>			<b>15-4</b>	<b>40</b>	<b>30</b>	<b>10</b>	<b>2.5</b>	<b>11.0</b>	<b>2</b>	<b>11</b>	<b>2</b>	<b>1</b>	<b>2</b>	<b>2</b>	<b>0</b>	<b>2</b>	<b>1</b>	<b>0</b>	<b>0</b>	<b>0</b>	<b>0</b>	<b>6</b>	<b>3</b>	<b>3</b>	<b>0</b>	<b>0</b>	<b>0</b>	<b>0</b>	<b>0</b>	<b>0</b>	<b>0</b>	<b>0</b>	<b>10-8</b>																					

+ - Overtime





# EVAN ENGRAM | 17

**POSITION:** TIGHT END  
**HT:** 6-3 | **WT:** 240 | **DOB:** 9-2-1994  
**COLLEGE:** MISSISSIPPI  
**HOMETOWN:** POWDER SPRINGS, GA.  
**ACQ:** UFA (NYG)-'22  
**EXP:** 8th YEAR

@eazyengram  
 @eazyengram



## KEY TRANSACTIONS

- Originally drafted by the New York Giants in the first round (23rd overall) in the 2017 draft
- Signed by Jacksonville as an unrestricted free agent on 3/16/22
- Re-signed with Jacksonville on 7/16/23

## PRO

### 2023 (Jaguars)

- Saw action in 17 games with 15 starts... He set career-highs in both receptions and receiving yards after posting 114 receptions for 963 yards and four touchdowns... His 114 recpetions are the second most by a tight end in a season in NFL history... Engram became the second player in franchise history to record over 100 receptions in a single-season
- **12/31 vs. CAR:** Started at tight end and recorded six receptions for 60 yards... Became the eighth tight end in NFL history to record at least 100 receptions in a single season and became the second player in franchise history to reach 100 receptions
- **12/24 at T.B.:** Started at tight end and caught 10 receptions for 95 yards... His 824 receiving yards set a new single-season franchise record among tight ends, breaking the previous record he set last season of 766 receiving yards... Engram's 10 receptions ties the most in a single game against the Buccaneers in team history
- **12/10 at CLE:** Started at tight end and recorded 11 receptions for 95 yards and two touchdowns... His 84 receptions so far this season set a new single-season franchise record among tight ends, breaking the previous record he set last season of 73... His 11 receptions is the most in a single game by a Jaguar against Cleveland in team history
- **10/29 at PIT:** Started at tight end and posted 10 receptions for 88 yards... Eclipsed 4,000 career receiving yards... Joins Jeremy Shockey as the only tight ends in NFL history with 40 or more receptions and 400 receiving yards in each of their first seven seasons

### 2022 (Jaguars)

- Saw action in 17 regular season games with 14 starts and started both postseason games... In the regular season, he recorded a career-high 73 receptions for a career-high 766 receiving yards and four touchdowns... His 766 receiving yards ranked fourth among tight ends... He also had two rushing attempts for 13 yards... In the postseason he recorded 12 receptions for 124 yards and one touchdown... His 124 total receiving yards is the second-most by a tight end in Jaguars postseason history
- **1/14 vs. LAC:** Started at tight end and caught seven passes for a team-high 93 yards and one touchdown... Engram's 93 receiving yards were the most by a tight end and the fourth-most by any player in franchise history in a postseason game
- **12/22 at NYJ:** Started at tight end and caught seven passes for 113 yards... Broke Jaguars single-season record for receptions by a tight end
- **12/11 at TEN:** Started at tight end and caught 11 passes for a career high 162 yards and 2 touchdowns... Set a career-high in receiving yards in a game... First multi-TD game of his career... His 162 yards was the second-highest single-game performance by a tight end in 2022
- **10/30 vs. DEN:** Started at tight end and caught four passes for a team-high 55 yards and one touchdown marking his first touchdown as a Jaguar

### 2021 (Giants)

- Appeared in 15 games and posted 46 catches for 408 yards and three TDs
- **11/7 vs L.V.:** Recorded three receptions for 38 yards and one TD

### 2020 (Giants)

- Selected to his first Pro Bowl
- Finished the season with 63 receptions for 654 yards and one TD
- **11/8 at WAS:** Recorded five receptions for 48 yards and one TD

### 2019 (Giants)

- Appeared in eight games with six starts and posted 44 receptions for 467 yards and three TDs
- **9/8 at DAL:** Caught 11 passes for 116 yards and one TD

### 2018 (Giants)

- Finished the season with 45 receptions for 577 yards and three TDs
- **12/30 vs. DAL:** Recorded five receptions for 81 yards and one TD





## 2017 (Giants)

- Recorded the fifth most receptions (64) and receiving yards (722) by a rookie in franchise history... He also had the seventh most touchdown receptions (6) by a rookie in franchise history
- 12/3 at OAK:** Posted seven receptions for 99 yards and one TD

## COLLEGE

- All-time Ole Miss leader in receptions (162), receiving yards (2,320) and TD catches (15) by a tight end
- First player in school history to earn All-SEC honors four times
- Ended his career as nation's leader among active TEs in career receiving yards
- Among all Rebels, ranks fourth in career receptions, fifth in receiving yards and tied for sixth in TD catches
- Two-year team captain and started in 42 of 45 games played in his Rebel career

## PERSONAL

- He and his wife Emily were married in the spring of 2024
- Sister, Mackenzie, played basketball at Georgia and was named Second Team All-SEC in her senior season (2017-18)
- Son of Michelle Zelina and Derrick Engram
- Made U.M.A.A. Honor Roll for Fall 2014
- Integrated marketing communications major
- Favorite music artist is Drake
- In June of 2022, traveled to England to participate in An Evening With Jaguars Stars, an event hosted by Sky Sports' Neil Reynolds, as a player panelist in London and Manchester

### EVAN ENGRAM'S NFL REGULAR SEASON RUSHING/RECEIVING STATISTICS

DATE	TEAM	GP	GS	RECEIVING					RUSHING				
				NO.	YDS.	AVG.	LG	TD	NO.	YDS.	AVG.	LG	TD
2017	Giants	15	11	64	722	11.3	35	6	1	14	14.0	14	0
2018	Giants	11	8	45	577	12.8	54	3	3	36	12.0	14	0
2019	Giants	8	6	44	467	10.6	75t	3	3	7	2.3	5	0
2020	Giants	16	14	63	654	10.4	53	1	6	26	4.3	9	1
2021	Giants	15	12	46	408	8.9	30t	3	1	-3	-3.0	-3	0
2022	Jaguars	17	14	73	766	10.5	36	4	2	13	6.5	13	0
2023	Jaguars	17	15	114	963	8.4	34	4	0	0	0.0	0	0
<b>NFL TOTALS</b>		<b>99</b>	<b>80</b>	<b>449</b>	<b>4,557</b>	<b>10.1</b>	<b>75T</b>	<b>24</b>	<b>16</b>	<b>93</b>	<b>5.8</b>	<b>14</b>	<b>1</b>

### EVAN ENGRAM'S NFL POSTSEASON RUSHING/RECEIVING STATISTICS

DATE	TEAM	GP	GS	RECEIVING					RUSHING				
				NO.	YDS.	AVG.	LG	TD	NO.	YDS.	AVG.	LG	TD
2022	Jaguars	2	2	12	124	10.3	24	1	0	0	0.0	0	0
<b>NFL TOTALS</b>		<b>2</b>	<b>2</b>	<b>12</b>	<b>124</b>	<b>10.3</b>	<b>24</b>	<b>1</b>	<b>0</b>	<b>0</b>	<b>0.0</b>	<b>0</b>	<b>0</b>

### SINGLE-GAME HIGHS: RUSHING/RECEIVING

<b>Rush Attempts</b>	2 at Philadelphia Eagles, Oct 22, 2020 2 at Dallas Cowboys, Oct 11, 2020 ...2 more at 2.	<b>Receiving Average</b>	25.7 at Washington Redskins, Dec 09, 2018 21.5 at Cincinnati Bengals, Nov 29, 2020
<b>Rushing Yards</b>	26 at Indianapolis Colts, Dec 23, 2018 14 vs. Philadelphia Eagles, Dec 17, 2017	<b>Longest Receptions</b>	75t at Tampa Bay Buccaneers, Sep 22, 2019 54 vs. Tampa Bay Buccaneers, Nov 18, 2018
<b>Longest Runs</b>	14 at Indianapolis Colts, Dec 23, 2018 14 vs. Philadelphia Eagles, Dec 17, 2017	<b>Receiving TDs</b>	2 at Cleveland Browns, Dec 10, 2023 2 at Tennessee Titans, Dec 11, 2022
<b>Rushing TDs</b>	1 at Dallas Cowboys, Oct 11, 2020	<b>All-Purpose Yards</b>	162 at Tennessee Titans, Dec 11, 2022 129 at Cincinnati Bengals, Nov 29, 2020
<b>Receptions</b>	11 at Cleveland Browns, Dec 10, 2023 11 at Tennessee Titans, Dec 11, 2022 ...1 more at 11.	<b>Most TDs</b>	2 at Cleveland Browns, Dec 10, 2023 2 at Tennessee Titans, Dec 11, 2022
<b>Receiving Yards</b>	162 at Tennessee Titans, Dec 11, 2022 129 at Cincinnati Bengals, Nov 29, 2020	<b>Miscellaneous Tackles</b>	2 at Tampa Bay Buccaneers, Dec 24, 2023 1 at Cleveland Browns, Dec 10, 2023 ...7 more at 1.



### SINGLE-GAME HIGHS - POSTSEASON: RECEIVING

<b>Receptions</b>	7 vs. Los Angeles Chargers, Jan 14, 2023 5 at Kansas City Chiefs, Jan 21, 2023	<b>Receiving TDs</b>	1 vs. Los Angeles Chargers, Jan 14, 2023
<b>Receiving Yards</b>	93 vs. Los Angeles Chargers, Jan 14, 2023 31 at Kansas City Chiefs, Jan 21, 2023	<b>All-Purpose Yards</b>	93 vs. Los Angeles Chargers, Jan 14, 2023 31 at Kansas City Chiefs, Jan 21, 2023
<b>Receiving Average</b>	13.3 vs. Los Angeles Chargers, Jan 14, 2023 6.2 at Kansas City Chiefs, Jan 21, 2023	<b>Most TDs</b>	1 vs. Los Angeles Chargers, Jan 14, 2023
<b>Longest Receptions</b>	24 vs. Los Angeles Chargers, Jan 14, 2023 21 vs. Los Angeles Chargers, Jan 14, 2023	<b>Miscellaneous Tackles</b>	2 vs. Los Angeles Chargers, Jan 14, 2023

### 100-YARD RECEIVING GAMES (5): REGULAR SEASON

DATE	TEAM	NO.	YDS.	AVG.	LG	TD
09/08/19	at Cowboys	11	116	10.5	22	1
09/22/19	at Buccaneers	6	113	18.8	75t	1
11/29/20	at Bengals	6	129	21.5	53	0
12/11/22	at Titans	11	162	14.7	25	2
12/22/22	at Jets	7	113	16.1	36	0

### 2023 GAME-BY-GAME REGULAR-SEASON STATISTICS (JAGUARS)

DATE	OPPONENT	P/S	RECEIVING					RUSHING					W/L	SCORE
			NO.	YDS.	AVG.	LG	TD	NO.	YDS.	AVG.	LG	TD		
09/10	at Colts	S	5	49	9.8	26	0	0	0	0.0	0	0	W	31-21
09/17	Chiefs	S	6	57	9.5	17	0	0	0	0.0	0	0	L	9-17
09/24	Texans	S	7	67	9.6	28	0	0	0	0.0	0	0	L	17-37
10/01	Falcons	S	7	59	8.4	19	0	0	0	0.0	0	0	W	23-7
10/08	at Bills	S	4	28	7.0	9	0	0	0	0.0	0	0	W	25-20
10/15	Colts	P	7	41	5.9	19	0	0	0	0.0	0	0	W	37-20
10/19	at Saints	S	5	45	9.0	21	0	0	0	0.0	0	0	W	31-24
10/29	at Steelers	S	10	88	8.8	34	0	0	0	0.0	0	0	W	20-10
11/12	49ers	S	4	12	3.0	6	0	0	0	0.0	0	0	L	3-34
11/19	Titans	S	4	29	7.3	13	0	0	0	0.0	0	0	W	34-14
11/26	at Texans	S	5	49	9.8	21	0	0	0	0.0	0	0	W	24-21
12/04	Bengals	S	9	82	9.1	22t	1	0	0	0.0	0	0	L	31-34+
12/10	at Browns	S	11	95	8.6	23	2	0	0	0.0	0	0	L	27-31
12/17	Ravens	P	4	28	7.0	11	0	0	0	0.0	0	0	L	7-23
12/24	at Buccaneers	S	10	95	9.5	14	0	0	0	0.0	0	0	L	12-30
12/31	Panthers	S	6	60	10.0	22	0	0	0	0.0	0	0	W	26-0
01/07	at Titans	S	10	79	7.9	17	1	0	0	0.0	0	0	L	20-28
<b>2023 TOTALS</b>		<b>17-15</b>	<b>114</b>	<b>963</b>	<b>8.4</b>	<b>34</b>	<b>4</b>	<b>0</b>	<b>0</b>	<b>0.0</b>	<b>0</b>	<b>0</b>	<b>9-8</b>	

+ - Overtime





# TRAVIS ETIENNE JR. | 1

POSITION: RUNNING BACK

HT: 5-10 | WT: 215 | DOB: 1-26-1999

COLLEGE: CLEMSON

HOMETOWN: JENNINGS, LA.

ACQ: D1-'21

EXP: 4th YEAR

@swaggy\_t1

@t.etiennejr

## KEY TRANSACTIONS

- Originally drafted by Jacksonville in the first round (25th overall) in the 2021 draft

## PRO

### 2023 (Jaguars)

- Started in all 17 games this season... He recorded 267 rushing attempts for 1,008 yards and 11 touchdowns... He also caught 58 passes for 476 yards and one touchdown... Etienne totaled 1,484 scrimmage yards joining RB Maurice Jones-Drew as the only Jaguars to reach 1,000 scrimmage yards in their first two active NFL seasons
- 1/7 at TEN:** Started at running back and rushed 16 times for 57 yards... Surpassed 1,000 rushing yards in the season for the second consecutive year... Marks the first Jaguar since 2010 to record consecutive 1,000-yard seasons
- 12/31 vs. CAR:** Started at running back and rushed 16 times for 102 yards and two touchdowns... Eclipsed 2,000 rushing yards in his career... Became the first Jaguar since 2009 to record at least 10 rushing touchdowns in a single season... His 62-yard touchdown run tied his career-long
- 11/26 at HOU:** Started at running back and rushed 20 times for 56 yards... Recorded four receptions for 30 yards... Now joins RB Maurice Jones-Drew as the only Jaguars to reach 1,000 scrimmage yards in their first two active NFL seasons... Surpassed 400-career rushes and 600-career receiving yards
- 10/8 at BUF:** Started at running back and recorded 136 rushing yards on 26 attempts, four receptions for 48 receiving yards and two touchdowns... Posted the most scrimmage yards in a game in his career with 184 yards... Recorded the most scrimmage yards in a single game at Tottenham Hotspur Stadium in NFL history

### 2022 (Jaguars)

- He saw action in all 17 regular season games with 12 starts and started both postseason games... In the regular season he tallied 220 rushing attempts for 1,125 yards and five touchdowns... His 1,125 rushing yards ranked ninth in the NFL and was the second-most rushing yards for a player who had under 250 attempts, trailing 49ers RB Christian McCaffrey (1,139 yards) by only 14 yards... He also recorded 35 receptions for 316 yards... In the postseason he recorded 30 rushing attempts for 171 yards and one touchdown and 4 receptions for 30 yards
- 1/14 vs. LAC:** Started at running back and rushed for 109 yards on 20 attempts, marking the second-most rushing yards by a player in franchise history in their first career postseason game, trailing only Fred Taylor (162 yards)
- 12/22 at NYJ:** Started at running back and rushed for 83 yards on 22 attempts... Became the fourth player in franchise history to rush for 1,000 yards in his first 15 games
- 11/6 vs. L.V.:** Started at running back and rushed for 109 yards and two touchdowns on 28 attempts... Caught two passes for 17 yards... Etienne joined Fred Taylor (twice) as the only players in team history to record three consecutive games with at least 100 rushing yards and one TD
- 10/23 vs. NYG:** Started at running back and rushed for 114 yards on 14 carries and one touchdown and caught one pass for five yards... Etienne Jr. also recorded a two-point conversion, which marked the first time the Jaguars scored eight points on their opening drive in franchise history (courtesy of Elias Sports)

### 2021 (Jaguars)

- Missed the 2021 season with a foot injury suffered on 8/14 against New Orleans in the preseason

## COLLEGE

- Rushed 686 times for 4,952 yards with 70 rushing touchdowns and caught 102 passes for 1,155 yards and eight receiving TDs
- NCAA FBS record holder for most career games scoring a touchdown (46 of 55 career games) and is the ACC career record-holder for rushing yards (4,952), total touchdowns (78), rushing touchdowns (70) and points (468)
- Named ACC Offensive Player of the Year in 2018 and 2019
- Finished his career ranked No. 1 in ACC history in both rushing yards (4,952) and rushing touchdowns (70)
- Part of a senior class that helped Clemson to four ACC titles, four College Football Playoff berths, two national championship appearances and a national title, all while becoming the first FBS senior class since 2010 to go undefeated at home

## PERSONAL

- Father (Bobby Joe Evans) was the 1994-95 Texas Gatorade High School Player of the Year in basketball and played at Oklahoma (lettered 1996-98)
- Brother (Tay) played linebacker at OU during the 2015 and 2016 seasons
- Younger brother (Trevor) spent the last two seasons as a running back at the University of Florida, and now is spending the 2024 season at the University of Georgia



- Majored in human relations

### TRAVIS ETIENNE JR.'S NFL REGULAR SEASON RUSHING/RECEIVING STATISTICS

DATE	TEAM	RUSHING							RECEIVING				
		GP	GS	NO.	YDS.	AVG.	LG	TD	NO.	YDS.	AVG.	LG	TD
2021	Jaguars	0	0	0	0	0.0	0	0	0	0	0.0	0	0
2022	Jaguars	17	12	220	1,125	5.1	62t	5	35	316	9.0	30	0
2023	Jaguars	17	17	267	1,008	3.8	62t	11	58	476	8.2	56t	1
<b>NFL TOTALS</b>		<b>34</b>	<b>29</b>	<b>487</b>	<b>2,133</b>	<b>4.4</b>	<b>62T</b>	<b>16</b>	<b>93</b>	<b>792</b>	<b>8.5</b>	<b>56T</b>	<b>1</b>

### TRAVIS ETIENNE JR.'S NFL POSTSEASON RUSHING/RECEIVING STATISTICS

DATE	TEAM	RUSHING							RECEIVING				
		GP	GS	NO.	YDS.	AVG.	LG	TD	NO.	YDS.	AVG.	LG	TD
2022	Jaguars	2	2	30	171	5.7	25	1	4	30	7.5	12	0
<b>NFL TOTALS</b>		<b>2</b>	<b>2</b>	<b>30</b>	<b>171</b>	<b>5.7</b>	<b>25</b>	<b>1</b>	<b>4</b>	<b>30</b>	<b>7.5</b>	<b>12</b>	<b>0</b>

#### SINGLE-GAME HIGHS: RUSHING/RECEIVING

<b>Rush Attempts</b>	28 vs. Las Vegas Raiders, Nov 06, 2022 26 at Buffalo Bills, Oct 08, 2023	<b>Receiving Yards</b>	70 at Pittsburgh Steelers, Oct 29, 2023 50 vs. Houston Texans, Sep 24, 2023
<b>Rushing Yards</b>	156 vs. Denver Broncos, Oct 30, 2022 136 at Buffalo Bills, Oct 08, 2023	<b>Receiving Average</b>	23.3 at Pittsburgh Steelers, Oct 29, 2023 14.3 vs. Houston Texans, Oct 09, 2022
<b>Rushing Average</b>	12.0 at Houston Texans, Jan 01, 2023 8.6 at Indianapolis Colts, Oct 16, 2022	<b>Longest Receptions</b>	56t at Pittsburgh Steelers, Oct 29, 2023 30 at Houston Texans, Jan 01, 2023
<b>Longest Runs</b>	62t vs. Carolina Panthers, Dec 31, 2023 62t at Houston Texans, Jan 01, 2023	<b>Receiving TDs</b>	1 at Pittsburgh Steelers, Oct 29, 2023
<b>Rushing TDs</b>	2 vs. Carolina Panthers, Dec 31, 2023 2 at New Orleans Saints, Oct 19, 2023 ...3 more at 2.	<b>All-Purpose Yards</b>	184 at Buffalo Bills, Oct 08, 2023 162 vs. Denver Broncos, Oct 30, 2022
<b>Receptions</b>	5 at Tennessee Titans, Jan 07, 2024 5 at Indianapolis Colts, Sep 10, 2023	<b>Most TDs</b>	2 vs. Carolina Panthers, Dec 31, 2023 2 at New Orleans Saints, Oct 19, 2023 ...3 more at 2.

#### SINGLE-GAME HIGHS - POSTSEASON: RUSHING/RECEIVING

<b>Rush Attempts</b>	20 vs. Los Angeles Chargers, Jan 14, 2023 10 at Kansas City Chiefs, Jan 21, 2023	<b>Receiving Yards</b>	18 at Kansas City Chiefs, Jan 21, 2023 12 vs. Los Angeles Chargers, Jan 14, 2023
<b>Rushing Yards</b>	109 vs. Los Angeles Chargers, Jan 14, 2023 62 at Kansas City Chiefs, Jan 21, 2023	<b>Receiving Average</b>	6.0 at Kansas City Chiefs, Jan 21, 2023
<b>Rushing Average</b>	6.2 at Kansas City Chiefs, Jan 21, 2023 5.5 vs. Los Angeles Chargers, Jan 14, 2023	<b>Longest Receptions</b>	12 vs. Los Angeles Chargers, Jan 14, 2023 9 at Kansas City Chiefs, Jan 21, 2023
<b>Longest Runs</b>	25 vs. Los Angeles Chargers, Jan 14, 2023 19 at Kansas City Chiefs, Jan 21, 2023	<b>All-Purpose Yards</b>	121 vs. Los Angeles Chargers, Jan 14, 2023 80 at Kansas City Chiefs, Jan 21, 2023
<b>Rushing TDs</b>	1 at Kansas City Chiefs, Jan 21, 2023	<b>Most TDs</b>	1 at Kansas City Chiefs, Jan 21, 2023
<b>Receptions</b>	3 at Kansas City Chiefs, Jan 21, 2023 1 vs. Los Angeles Chargers, Jan 14, 2023		

#### 100-YARD RUSHING GAMES (7): REGULAR SEASON

DATE	TEAM	ATT.	YDS.	AVG.	LG	TD
10/23/22	GIANTS	14	114	8.1	49	1
10/30/22	BRONCOS	24	156	6.5	49	1
11/06/22	RAIDERS	28	109	3.9	18	2
12/18/22	COWBOYS	19	103	5.4	16	0
01/01/23	at Texans	9	108	12.0	62t	1
10/08/23	at Bills	26	136	5.2	35t	2
12/31/23	PANTHERS	16	102	6.4	62t	2

#### 100-YARD RUSHING GAMES (1): POSTSEASON

DATE	TEAM	ATT.	YDS.	AVG.	LG	TD
01/14/23	CHARGERS	20	109	5.5	25	0





**2023 GAME-BY-GAME REGULAR-SEASON STATISTICS (JAGUARS)**

DATE	OPPONENT	P/S	RUSHING					RECEIVING					W/L	SCORE
			NO.	YDS.	AVG.	LG	TD	NO.	YDS.	AVG.	LG	TD		
09/10	at Colts	S	18	77	4.3	26t	1	5	27	5.4	10	0	W	31-21
09/17	Chiefs	S	12	40	3.3	9	0	2	2	1.0	3	0	L	9-17
09/24	Texans	S	19	88	4.6	16	0	4	50	12.5	18	0	L	17-37
10/01	Falcons	S	20	55	2.8	7	0	3	17	5.7	8	0	W	23-7
10/08	at Bills	S	26	136	5.2	35t	2	4	48	12.0	22	0	W	25-20
10/15	Colts	S	18	55	3.1	22t	2	3	28	9.3	13	0	W	37-20
10/19	at Saints	S	14	53	3.8	17t	2	3	24	8.0	15	0	W	31-24
10/29	at Steelers	S	24	79	3.3	13	0	3	70	23.3	56t	1	W	20-10
11/12	49ers	S	9	35	3.9	16	0	2	9	4.5	5	0	L	3-34
11/19	Titans	S	14	52	3.7	11	0	3	7	2.3	5	0	W	34-14
11/26	at Texans	S	20	56	2.8	20	0	4	30	7.5	12	0	W	24-21
12/04	Bengals	S	11	45	4.1	13	1	4	34	8.5	19	0	L	31-34+
12/10	at Browns	S	14	35	2.5	16	1	4	37	9.3	18	0	L	27-31
12/17	Ravens	S	10	31	3.1	7	0	4	28	7.0	13	0	L	7-23
12/24	at Buccaneers	S	6	12	2.0	4	0	3	19	6.3	11	0	L	12-30
12/31	Panthers	S	16	102	6.4	62t	2	2	16	8.0	8	0	W	26-0
01/07	at Titans	S	16	57	3.6	12	0	5	30	6.0	13	0	L	20-28
<b>2023 TOTALS</b>		<b>17-17</b>	<b>267</b>	<b>1,008</b>	<b>3.8</b>	<b>62T</b>	<b>11</b>	<b>58</b>	<b>476</b>	<b>8.2</b>	<b>56T</b>	<b>1</b>	<b>9-8</b>	

+ - Overtime

**2021 GAME-BY-GAME REGULAR-SEASON STATISTICS (JAGUARS)**

DATE	OPPONENT	P/S	RUSHING					RECEIVING					W/L	SCORE	
			NO.	YDS.	AVG.	LG	TD	NO.	YDS.	AVG.	LG	TD			
09/12	at Texans												L	21-37	
09/19	Broncos												L	13-23	
09/26	Cardinals												L	19-31	
09/30	at Bengals												L	21-24	
10/10	Titans												L	19-37	
10/17	Dolphins												W	23-20	
10/31	at Seahawks												L	7-31	
11/07	Bills												W	9-6	
11/14	at Colts												L	17-23	
11/21	49ers												L	10-30	
11/28	Falcons												L	14-21	
12/05	at Rams												L	7-37	
12/12	at Titans												L	0-20	
12/19	Texans												L	16-30	
12/26	at Jets												L	21-26	
01/02	at Patriots												L	10-50	
01/09	Colts												W	26-11	
<b>2021 TOTALS</b>		<b>0-0</b>	<b>0</b>	<b>0</b>	<b>0.0</b>	<b>0</b>	<b>0</b>	<b>0</b>	<b>0</b>	<b>0.0</b>	<b>0</b>	<b>0</b>	<b>0</b>	<b>3-14</b>	





# LUKE FARRELL | 89

**POSITION:** TIGHT END  
**HT:** 6-5 | **WT:** 250 | **DOB:** 10-14-1997  
**COLLEGE:** OHIO STATE  
**HOMETOWN:** PERRY, OHIO  
**ACQ:** D5-'21  
**EXP:** 4th YEAR

@LukeFarrell89  
 @lukefarrell89

## KEY TRANSACTIONS

- Originally selected by Jacksonville in the fifth round (145th overall) in the 2021 Draft

## PRO

### 2023 (Jaguars)

- Saw action in all 17 regular season games with eight starts... He recorded 13 receptions for 155 yards
- 12/17 vs. BAL:** Started at tight end and recorded one reception for 28 yards... Saw action on special teams
- 11/26 at HOU:** Posted three receptions for 55 yards including a 42-yard reception... Saw action on special teams
- 11/19 vs. TEN:** Recorded two receptions for 21 yards and saw action on special teams

### 2022 (Jaguars)

- Saw action in 15 regular season games with four starts and two postseason games... In the regular season he recorded seven receptions for 56 yards
- 1/7 vs. TEN:** Saw action at tight end and on special teams and caught one pass for 11 yards
- 12/4 at DET:** Saw action at tight end and on special teams... Caught one pass for 3 yards
- 11/6 vs. L.V.:** Saw action at tight end and on special teams... Caught one pass for 15 yards

### 2021 (Jaguars)

- Finished his rookie campaign with four starts in 15 games played... Compiled seven receptions for 56 yards
- 9/30 at CIN:** Started at tight end for the first time in his career... Recorded a 7-yard reception
- 9/19 vs DEN:** Saw action on offense and special teams in home debut... Recorded a 6-yard catch, his first career reception
- 9/12 at HOU:** Appeared on offense and special teams in NFL debut

## COLLEGE

- Played in 44 games for the Buckeyes and started 32 times
- Collegiate totals include 34 career receptions for 380 yards, four touchdowns and an 11.2 yards per reception average
- In 2020, caught a touchdown in the College Football Playoff semifinal versus Clemson

## PERSONAL

- Farrell was an Associated Press All-State selection as a senior in 2015 after catching 33 passes for 446 yards at Perry High School
- The ninth tight end to be drafted in Jaguars history
- Graduated with his degree in human development and family studies
- Is the son of Kelly and Matt Farrell
- Has an older brother, Nolan, who attended Ohio State, and a sister, Celeste
- His favorite movie is The Big Lebowski

### LUKE FARRELL'S NFL REGULAR SEASON RUSHING/RECEIVING STATISTICS

DATE	TEAM	GP	GS	RECEIVING					RUSHING				
				NO.	YDS.	AVG.	LG	TD	NO.	YDS.	AVG.	LG	TD
2021	Jaguars	15	4	7	56	8.0	21	0	0	0	0.0	0	0
2022	Jaguars	17	0	4	40	10.0	15	0	0	0	0.0	0	0
2023	Jaguars	17	8	13	155	11.9	42	0	0	0	0.0	0	0
<b>NFL TOTALS</b>		<b>49</b>	<b>12</b>	<b>24</b>	<b>251</b>	<b>10.5</b>	<b>42</b>	<b>0</b>	<b>0</b>	<b>0</b>	<b>0.0</b>	<b>0</b>	<b>0</b>

### LUKE FARRELL'S NFL POSTSEASON RUSHING/RECEIVING STATISTICS

DATE	TEAM	GP	GS	RECEIVING					RUSHING				
				NO.	YDS.	AVG.	LG	TD	NO.	YDS.	AVG.	LG	TD
2022	Jaguars	2	0	0	0	0.0	0	0	0	0	0.0	0	0
<b>NFL TOTALS</b>		<b>2</b>	<b>0</b>	<b>0</b>	<b>0</b>	<b>0.0</b>	<b>0</b>	<b>0</b>	<b>0</b>	<b>0</b>	<b>0.0</b>	<b>0</b>	<b>0</b>



**SINGLE-GAME HIGHS: RECEIVING**

**Receptions** 3 at Houston Texans, Nov 26, 2023  
 2 vs. Tennessee Titans, Nov 19, 2023  
 ...1 more at 2.

**Receiving Yards** 55 at Houston Texans, Nov 26, 2023  
 28 vs. Baltimore Ravens, Dec 17, 2023

**Receiving Average** 18.3 at Houston Texans, Nov 26, 2023

**Longest Receptions** 42 at Houston Texans, Nov 26, 2023  
 28 vs. Baltimore Ravens, Dec 17, 2023

**All-Purpose Yards** 55 at Houston Texans, Nov 26, 2023  
 28 vs. Baltimore Ravens, Dec 17, 2023

**Special Teams Tackles** 1 at Tampa Bay Buccaneers, Dec 24, 2023  
 1 vs. Las Vegas Raiders, Nov 06, 2022

**Miscellaneous Tackles** 1 at Pittsburgh Steelers, Oct 29, 2023

**2023 GAME-BY-GAME REGULAR-SEASON STATISTICS (JAGUARS)**

DATE	OPPONENT	P/S	RECEIVING					RUSHING					W/L	SCORE	
			NO.	YDS.	AVG.	LG	TD	NO.	YDS.	AVG.	LG	TD			
09/10	at Colts	P	0	0	0.0	0	0	0	0	0.0	0	0	0	W	31-21
09/17	Chiefs	P	0	0	0.0	0	0	0	0	0.0	0	0	0	L	9-17
09/24	Texans	S	1	4	4.0	4	0	0	0	0.0	0	0	0	L	17-37
10/01	Falcons	P	2	10	5.0	7	0	0	0	0.0	0	0	0	W	23-7
10/08	at Bills	S	1	16	16.0	16	0	0	0	0.0	0	0	0	W	25-20
10/15	Colts	S	0	0	0.0	0	0	0	0	0.0	0	0	0	W	37-20
10/19	at Saints	P	0	0	0.0	0	0	0	0	0.0	0	0	0	W	31-24
10/29	at Steelers	S	1	5	5.0	5	0	0	0	0.0	0	0	0	W	20-10
11/12	49ers	S	0	0	0.0	0	0	0	0	0.0	0	0	0	L	3-34
11/19	Titans	P	2	21	10.5	14	0	0	0	0.0	0	0	0	W	34-14
11/26	at Texans	P	3	55	18.3	42	0	0	0	0.0	0	0	0	W	24-21
12/04	Bengals	P	1	9	9.0	9	0	0	0	0.0	0	0	0	L	31-34+
12/10	at Browns	P	0	0	0.0	0	0	0	0	0.0	0	0	0	L	27-31
12/17	Ravens	S	1	28	28.0	28	0	0	0	0.0	0	0	0	L	7-23
12/24	at Buccaneers	S	0	0	0.0	0	0	0	0	0.0	0	0	0	L	12-30
12/31	Panthers	S	1	7	7.0	7	0	0	0	0.0	0	0	0	W	26-0
01/07	at Titans	P	0	0	0.0	0	0	0	0	0.0	0	0	0	L	20-28
<b>2023 TOTALS</b>		<b>17-8</b>	<b>13</b>	<b>155</b>	<b>11.9</b>	<b>42</b>	<b>0</b>	<b>0</b>	<b>0</b>	<b>0.0</b>	<b>0</b>	<b>0</b>	<b>0</b>	<b>9-8</b>	

+ - Overtime





## TRE FLOWERS | 37

POSITION: CORNERBACK  
HT: 6-3 | WT: 200 | DOB: 6-2-1995  
COLLEGE: OKLAHOMA STATE  
HOMETOWN: CONVERSE, TEXAS  
ACQ: FA-'24  
EXP: 7th YEAR



### KEY TRANSACTIONS

- Originally drafted by Seattle in the fifth round (146th overall) of the 2018 NFL Draft
- Claimed off of waivers by Cincinnati on 10/14/21
- Signed by Cincinnati as an unrestricted free agent on 4/8/22
- Signed by Atlanta as an unrestricted free agent on 5/8/23
- Signed by Jacksonville as a free agent on 5/16/24

### PRO

#### 2023 (Falcons)

- Appeared in 17 games with three starts for Atlanta
- He recorded 18 tackles (12 solo), two passes defended and one tackle for loss on defense while adding three special teams tackles
- **9/10 vs. CAR:** Recorded eight tackles (four solo) against Carolina

#### 2022 (Bengals)

- Appeared in 15 games for Cincinnati
- Recorded 21 tackles (14 solo), three passes defended, one interception and one fumble recovery while six tackles on special teams.
- **10/16 at N.O.:** Recorded seven tackles (three solo), setting a season-high total tackles
- **11/20 at PIT.:** Recorded seven tackles (three solo), tying his season-high total tackles
- **12/18 at T.B.:** Recorded one interception, marking his first since 2019

#### 2021 (Bengals)

- He appeared in 11 games (one starts) and all four playoff games for Cincinnati
- During Cincinnati's four-game Bengals Super Bowl LVI run, he recorded a team-high four tackles on special teams
- **1/9 at CLE:** Recorded seven total tackles tying his season-high

#### 2021 (Seahawks)

- During the 2021, season he appeared in five games (three starts) for Seattle
- **9/26 at MIN:** Recorded seven solo tackles, which tied for the second most single-game solo tackles in his career

#### 2020 (Seahawks)

- He participated in 12 games (seven starts), registering 46 tackles (37 solo), two passes defended, one forced fumble, one tackle for loss and one special teams tackle.
- **10/4 at MIA:** Recorded seven total tackles (four solo) setting a season-high
- **11/1 vs. MIN:** Recorded four tackles, one forced fumble and one pass defended

#### 2019 (Seahawks)

- Started all 15 games he appeared in, recording career highs in tackles (82), passes defended (eight), interceptions (three), sacks (2.0), tackles for loss (two) and quarterback hits (two) while also adding one forced fumble and one fumble recovery.
- **9/8 vs. CIN:** Recorded a single-game career-high 10 total tackles (nine solo)
- **11/24 at PHI:** Recorded seven tackles (six solo), three passes defended and one interception... His three passes defended set a career-high

#### 2018 (Seahawks)

- In his rookie campaign, he notched, 67 tackles (55 solo), six passes defended, a career-high three forced fumbles and one fumble recovery while adding another fumble recovery on special teams.
- **9/9 at DEN:** Recorded a team-leading eight tackles (seven solo) in his first game in the NFL
- **11/25 at CAR:** Recorded eight tackles (seven solo) and one pass defended
- **12/10 vs. MIN:** Record eight tackles (seven solo) and one pass defended tying his season-high

### COLLEGE

- Played five seasons (2013-2017) at Oklahoma State University in Stillwater, Oklahoma





- In 51 games at Oklahoma State, he posted 284 tackles (209 solos), 25 passes defended, eight tackles for loss, four interceptions, four forced fumbles and one fumble recovery
- Played in all 13 games in 2017 and led the team and ranked 16th in the Big 12 with 79 total tackles, eight passes defended, two interceptions, one tackle for loss and one forced fumble
- Named a team captain and honored with the Leslie O'Neal Award, presented to the teams' outstanding defensive player
- Secured second-team All-America honors by the American Football Coaches Association to become the first Oklahoma State safety to earn All-America recognition since Markelle Martin in 2011. A first-team All-Big 12 honoree as chosen by the coaches and a second-team selection by the Associated Press
- Named a second-team All-Big 12 selection in 2016 and finished with 61 tackles, a team-leading seven passes defended, two tackles for loss, two forced fumbles and one fumble recovery
- Earned the Barry Sanders Award in 2016, awarded to the player who contributes the most with the least amount of recognition
- In 2015, he started all 13 games, posting career highs in tackles (83) and tackles for loss (three), while adding seven passes defended, two interceptions and one forced fumble
- As a redshirt freshman in 2014, he appeared in all 12 games (six starts), tallying 60 tackles (44 solo), three passes defended and two tackles for loss
- Redshirted in 2013

## PERSONAL

- Attended Judson High School in Converse, Texas
- Uncle, Erik Flowers, played with several teams during his seven seasons in the NFL
- Brother, Rodney, plays football for Langston University and his sister, Aleshia Flowers, played basketball at South Florida
- Full name is Trequille Flowers
- Son of Rodney and Crystal Flowers
- Graduated in December 2017 with a degree in management and minors in sports management and marketing

### TRE FLOWERS' NFL REGULAR SEASON DEFENSIVE STATISTICS

DATE	TEAM	GP	TACKLES							INTERCEPTIONS						O. FUMB				ST				MISC					
			GS	TK	S	A	TFL	YDS	SK	YDS	QBH	NO	YDS	LG	TD	PD	FF	FR	TD	YDS	TK	S	A	FF	FR	S	A		
2018	Seahawks	15	15	67	55	12	0	0	0.0	0.0	0	0	0	0	0	6	3	1	0	0	0	0	0	0	0	1	0	0	
2019	Seahawks	15	15	82	65	17	2	11	2.0	11.0	2	3	0	0	0	8	1	1	0	0	0	0	0	0	0	0	0	0	
2020	Seahawks	12	7	46	37	9	1	2	0.0	0.0	0	0	0	0	0	2	1	0	0	0	0	1	0	1	0	0	0	0	
2021	Seahawks	5	3	16	15	1	0	0	0.0	0.0	0	0	0	0	0	0	0	0	0	0	0	0	0	0	0	0	0	0	
Went from Seattle to Cincinnati.																													
2021	Bengals	1	0	17	10	7	0	0	0.0	0.0	0	0	0	0	0	1	0	0	0	0	0	6	4	2	0	1	0	0	0
2021	TOTAL	6	3	33	25	8	0	0	0.0	0.0	0	0	0	0	0	1	0	0	0	0	0	6	4	2	0	1	0	0	0
2022	Bengals	15	0	21	14	7	0	0	0.0	0.0	0	1	0	0	0	3	0	1	0	0	0	6	6	0	0	0	0	0	0
2023	Falcons	17	3	18	12	6	1	1	0.0	0.0	0	0	0	0	0	2	0	0	0	0	0	3	3	0	0	0	0	0	0
<b>NFL TOTALS</b>		<b>80</b>	<b>43</b>	<b>267</b>	<b>208</b>	<b>59</b>	<b>4</b>	<b>14</b>	<b>2.0</b>	<b>11.0</b>	<b>2</b>	<b>4</b>	<b>0</b>	<b>0</b>	<b>0</b>	<b>22</b>	<b>5</b>	<b>3</b>	<b>0</b>	<b>0</b>	<b>16</b>	<b>13</b>	<b>3</b>	<b>0</b>	<b>2</b>	<b>0</b>	<b>0</b>	<b>0</b>	

### TRE FLOWERS' NFL POSTSEASON DEFENSIVE STATISTICS

DATE	TEAM	GP	TACKLES							INTERCEPTIONS						O. FUMB				ST				MISC					
			GS	TK	S	A	TFL	YDS	SK	YDS	QBH	NO	YDS	LG	TD	PD	FF	FR	TD	YDS	TK	S	A	FF	FR	S	A		
2018	Seahawks	1	1	2	2	0	0	0	0.0	0.0	0	0	0	0	0	0	0	0	0	0	0	0	0	0	0	0	0	0	0
2019	Seahawks	2	2	11	8	3	0	0	0.0	0.0	0	0	0	0	0	0	0	0	0	0	0	0	0	0	0	0	0	0	0
2020	Seahawks	1	0	0	0	0	0	0	0.0	0.0	0	0	0	0	0	0	0	0	0	0	0	1	1	0	0	0	0	0	0
2021	Bengals	4	0	7	6	1	0	0	0.0	0.0	0	0	0	0	0	2	0	0	0	0	0	4	4	0	0	0	0	0	0
2022	Bengals	2	0	0	0	0	0	0	0.0	0.0	0	0	0	0	0	0	0	0	0	0	0	0	0	0	0	0	0	0	0
<b>NFL TOTALS</b>		<b>10</b>	<b>3</b>	<b>20</b>	<b>16</b>	<b>4</b>	<b>0</b>	<b>0</b>	<b>0.0</b>	<b>0.0</b>	<b>0</b>	<b>0</b>	<b>0</b>	<b>0</b>	<b>0</b>	<b>2</b>	<b>0</b>	<b>0</b>	<b>0</b>	<b>0</b>	<b>5</b>	<b>5</b>	<b>0</b>	<b>0</b>	<b>0</b>	<b>0</b>	<b>0</b>	<b>0</b>	<b>0</b>

### SINGLE-GAME HIGHS: DEFENSIVE

<b>Total Tackles</b>	10 vs. Cincinnati Bengals, Sep 08, 2019 8 vs. Carolina Panthers, Sep 10, 2023 ...3 more at 8.	<b>Fumble Recoveries</b>	1 vs. Cincinnati Bengals, Sep 08, 2019 1 at San Francisco 49ers, Dec 16, 2018
<b>Solo Tackles</b>	9 vs. Cincinnati Bengals, Sep 08, 2019 7 at Minnesota Vikings, Sep 26, 2021 ...3 more at 7.	<b>Tackles For Loss</b>	1 vs. New Orleans Saints, Nov 26, 2023 1 at Buffalo Bills, Nov 08, 2020 ...2 more at 1.
<b>Sacks</b>	1.0 vs. San Francisco 49ers, Dec 29, 2019 1.0 at San Francisco 49ers, Nov 11, 2019	<b>Interceptions</b>	1 vs. Minnesota Vikings, Dec 02, 2019 1 at Philadelphia Eagles, Nov 24, 2019 ...1 more at 1.
<b>Passes Defensed</b>	3 at Philadelphia Eagles, Nov 24, 2019 2 at Tampa Bay Buccaneers, Dec 18, 2022	<b>Special Teams Tackles</b>	3 at Cincinnati Bengals, Dec 05, 2021 1 at Cleveland Browns, Jan 09, 2022 ...3 more at 1.
<b>Forced Fumbles</b>	2 at Carolina Panthers, Nov 25, 2018 1 vs. San Francisco 49ers, Nov 01, 2020 ...2 more at 1.	<b>Special Teams Fumble Recoveries</b>	1 vs. Cleveland Browns, Nov 07, 2021 1 vs. Kansas City Chiefs, Dec 23, 2018



**SINGLE-GAME HIGHS - POSTSEASON: DEFENSIVE**

**Total Tackles** 7 at Green Bay Packers, Jan 12, 2020  
 4 vs. Las Vegas Raiders, Jan 15, 2022  
 ...1 more at 4.

**Solo Tackles** 5 at Green Bay Packers, Jan 12, 2020  
 3 vs. Las Vegas Raiders, Jan 15, 2022  
 ...1 more at 3.

**Passes Defensed** 1 at Kansas City Chiefs, Jan 30, 2022  
 1 at Tennessee Titans, Jan 22, 2022

**Special Teams Tackles** 2 at Tennessee Titans, Jan 22, 2022  
 1 vs. Los Angeles Rams, Feb 13, 2022  
 ...2 more at 1.

**2023 GAME-BY-GAME REGULAR-SEASON STATISTICS (FALCONS)**

DATE	OPPONENT	P/S	TACKLES								INTERCEPTIONS					O. FUMB				ST				MISC				SCORE									
			TK	S	A	SK	YDS	TFL	YDS	QBH	NO	YDS	LG	TD	PD	FF	FR	TD	YDS	TK	S	A	FF	FR	S	A	W/L										
09/10	Panthers	S	8	4	4	0.0	0.0	0	0	0	0	0	0	0	0	0	0	0	0	0	0	0	0	0	0	0	0	0	0	0	0	0	0	0	0	W	24-10
09/17	Packers	S	3	3	0	0.0	0.0	0	0	0	0	0	0	0	0	0	0	0	0	0	0	0	0	0	0	0	0	0	0	0	0	0	0	0	0	W	25-24
09/24	at Lions	S	4	4	0	0.0	0.0	0	0	0	0	0	0	0	0	0	0	0	0	0	0	0	0	0	0	0	0	0	0	0	0	0	0	0	L	6-20	
10/01	at Jaguars	P	0	0	0	0.0	0.0	0	0	0	0	0	0	0	0	0	0	0	0	0	0	0	0	0	0	0	0	0	0	0	0	0	0	0	0	L	7-23
10/08	Texans	P	0	0	0	0.0	0.0	0	0	0	0	0	0	0	0	0	0	0	0	0	0	0	0	0	0	0	0	0	0	0	0	0	0	0	0	W	21-19
10/15	Commanders	P	0	0	0	0.0	0.0	0	0	0	0	0	0	0	0	0	0	0	0	0	0	0	0	0	0	0	0	0	0	0	0	0	0	0	0	L	16-24
10/22	at Buccaneers	P	0	0	0	0.0	0.0	0	0	0	0	0	0	0	0	0	0	0	0	0	0	0	0	0	0	0	0	0	0	0	0	0	0	0	0	W	16-13
10/29	at Titans	P	0	0	0	0.0	0.0	0	0	0	0	0	0	0	0	0	0	0	0	0	0	0	0	0	0	0	0	0	0	0	0	0	0	0	0	L	23-28
11/05	Vikings	P	0	0	0	0.0	0.0	0	0	0	0	0	0	0	0	0	0	0	0	0	0	0	0	0	0	0	0	0	0	0	0	0	0	0	0	L	28-31
11/12	at Cardinals	P	0	0	0	0.0	0.0	0	0	0	0	0	0	0	0	0	0	0	0	0	0	0	0	0	0	0	0	0	0	0	0	0	0	0	0	L	23-25
11/26	Saints	P	2	1	1	0.0	0.0	1	1	0	0	0	0	0	0	0	0	0	0	0	0	0	0	0	0	0	0	0	0	0	0	0	0	0	0	W	24-15
12/03	at Jets	P	0	0	0	0.0	0.0	0	0	0	0	0	0	0	0	0	0	0	0	0	0	0	0	0	0	0	0	0	0	0	0	0	0	0	0	W	13-8
12/10	Buccaneers	P	0	0	0	0.0	0.0	0	0	0	0	0	0	0	0	0	0	0	0	0	0	0	0	0	0	0	0	0	0	0	0	0	0	0	0	L	25-29
12/17	at Panthers	P	0	0	0	0.0	0.0	0	0	0	0	0	0	0	0	0	0	0	0	0	0	0	0	0	0	0	0	0	0	0	0	0	0	0	0	L	7-9
12/24	Colts	P	0	0	0	0.0	0.0	0	0	0	0	0	0	0	0	0	0	0	0	0	0	0	0	0	0	0	0	0	0	0	0	0	0	0	0	W	29-10
12/31	at Bears	P	0	0	0	0.0	0.0	0	0	0	0	0	0	0	0	0	0	0	0	0	0	0	0	0	0	0	0	0	0	0	0	0	0	0	0	L	17-37
01/07	at Saints	P	1	0	1	0.0	0.0	0	0	0	0	0	0	0	0	0	0	0	0	0	0	0	0	0	0	0	0	0	0	0	0	0	0	0	0	L	17-48
<b>2023 TOTALS</b>			<b>17-3</b>	<b>18</b>	<b>12</b>	<b>6</b>	<b>0.0</b>	<b>0.0</b>	<b>1</b>	<b>1</b>	<b>0</b>	<b>0</b>	<b>0</b>	<b>0</b>	<b>0</b>	<b>0</b>	<b>0</b>	<b>0</b>	<b>0</b>	<b>0</b>	<b>0</b>	<b>0</b>	<b>0</b>	<b>0</b>	<b>0</b>	<b>0</b>	<b>0</b>	<b>0</b>	<b>0</b>	<b>0</b>	<b>0</b>	<b>0</b>	<b>0</b>	<b>0</b>	<b>7-10</b>		





# LUKE FORTNER | 79

**POSITION:** OFFENSIVE LINEMAN  
**HT:** 6-4 | **WT:** 307 | **DOB:** 5-15-1998  
**COLLEGE:** KENTUCKY  
**HOMETOWN:** SYLVANIA, OHIO  
**ACQ:** D3-'22  
**EXP:** 3rd YEAR

@lukefortner79  
 @lfort79



## KEY TRANSACTIONS

- Originally drafted by Jacksonville in the third round (65th overall) in the 2022 draft

## PRO

### 2023 (Jaguars)

- Started all 17 games this season... Only missed two offensive snaps this seasons
- 11/26 at HOU:** Started at center and played all 76 offensive snaps and five snaps on special teams
- 10/8 at BUF:** Started at center and played all 88 offensive snaps and three snaps on special teams
- 9/24 vs. HOU:** Started at center and played all 73 offensive snaps and one play on special teams

### 2022 (Jaguars)

- Started all 17 regular season games and both postseason games... He did not miss an offensive snap in all 19 games he appeared in
- 1/21 at K.C.:** Started at center and played all 61 offensive snaps and four special teams snaps
- 1/14 vs. LAC:** Started at center during his first playoff appearance and played all 74 offensive snaps and three special teams snaps
- 9/25 at LAC:** Started at center and played all 76 offensive snaps and six special teams snaps

## COLLEGE

- Played in 55 career games with 36 consecutive starts
- Elected as a team captain in his sixth season and finished as a Campbell Trophy finalist
- In 2020, started in all 10 games he appeared in
- During his junior season in 2019, started 13 games at right guard
- In 2018 appeared in 11 of 13 games... Blocked for All-SEC and All-American running back, Benny Snell Jr., UK's all-time leading rusher and the first player in school history to rush for 1,000 yards in three straight seasons
- As a redshirt freshman in 2017, saw action in eight games

## PERSONAL

- Graduated from Kentucky in December of 2019 with a degree in mechanical engineering ... Completed his master's degree requirements in aerospace engineering and officially graduated in May of 2022
- Uncle, Don Svec, played football at Youngstown St.
- Along with other UK engineering students and a team of Toyota Manufacturing engineers, Fortner worked for months to help design, test and manufacture a specially-built push cart vehicle through a project called "Lift Them Up"... The push cart vehicle provided a Kentucky Children's Hospital patient the chance to both accompany the Wildcats on the Cat Walk and attend a game at Kroger Field
- His favorite athlete growing up was Cleveland Browns offensive lineman Joe Thomas

### LUKE FORTNER'S NFL REGULAR SEASON STATISTICS

DATE	TEAM	GP	GS
2022	Jaguars	17	17
2023	Jaguars	17	17
<b>NFL TOTALS</b>		<b>34</b>	<b>34</b>

### LUKE FORTNER'S NFL POSTSEASON STATISTICS

DATE	TEAM	GP	GS
2022	Jaguars	2	2
<b>NFL TOTALS</b>		<b>2</b>	<b>2</b>



**2023 GAME-BY-GAME REGULAR-SEASON STATISTICS (JAGUARS)**

DATE	OPPONENT	P/S	W/L	SCORE
09/10	at Colts	S	W	31-21
09/17	Chiefs	S	L	9-17
09/24	Texans	S	L	17-37
10/01	Falcons	S	W	23-7
10/08	at Bills	S	W	25-20
10/15	Colts	S	W	37-20
10/19	at Saints	S	W	31-24
10/29	at Steelers	S	W	20-10
11/12	49ers	S	L	3-34
11/19	Titans	S	W	34-14
11/26	at Texans	S	W	24-21
12/04	Bengals	S	L	31-34+
12/10	at Browns	S	L	27-31
12/17	Ravens	S	L	7-23
12/24	at Buccaneers	S	L	12-30
12/31	Panthers	S	W	26-0
01/07	at Titans	S	L	20-28
<b>2023 TOTALS</b>		<b>17-17</b>	<b>9-8</b>	

+ - Overtime







# JAVON FOSTER | 62

**POSITION:** OFFENSIVE LINEMAN  
**HT:** 6-5 | **WT:** 313 | **DOB:** 3-31-2000  
**COLLEGE:** MISSOURI  
**HOMETOWN:** DETROIT, MICH.  
**ACQ:** D4-'24  
**EXP:** R

@\_ybvon  
 @\_ybvon

## KEY TRANSACTIONS

- Originally drafted by Jacksonville in the fourth round (114th overall) in the 2024 draft

## COLLEGE

- During the 2023 season, he was named Third-Team All-America (AP), 2023 First-Team All-SEC (AP and Coaches), and was a Joe Moore Award Semifinalist
- Appeared in 49 games with 38-straight starts

## PERSONAL

- Attended West Bloomfield High School

### JAVON FOSTER'S COLLEGE STATISTICS

DATE	TEAM	GP	GS
2019	Missouri	2	0
2020	Missouri	9	2
2021	Missouri	13	13
2022	Missouri	12	12
2023	Missouri	13	13
<b>TOTALS</b>		<b>49</b>	<b>40</b>

### COLLEGE 2023 GAME-BY-GAME STATISTICS (MISSOURI)

DATE	OPPONENT	P/S	W/L	SCORE
08/31	South Dakota	S	W	35-10
09/09	Middle Tenn.	S	W	23-19
09/16	Kansas St.	S	W	30-27
09/23	Memphis	S	W	34-27
09/30	at Vanderbilt	S	W	38-21
10/07	LSU	S	L	39-49
10/14	at Kentucky	S	W	38-21
10/21	South Carolina	S	W	34-12
11/04	at Georgia	S	L	21-30
11/11	Tennessee	S	W	36-7
11/18	Florida	S	W	33-31
11/24	at Arkansas	S	W	48-14
12/29	at Ohio St.	S	W	14-3
<b>2023 TOTALS</b>		<b>13-13</b>	<b>11-2</b>	





# TREVIS GIPSON | 50

POSITION: DEFENSIVE END  
 HT: 6-4 | WT: 263 | DOB: 6-13-1997  
 COLLEGE: TULSA  
 HOMETOWN: CEDAR HILL, TEXAS  
 ACQ: FA-24  
 EXP: 5th YEAR

@trevisgipson  
 @trevisgipson

## KEY TRANSACTIONS

- Originally drafted by Chicago in the fifth round (155th overall) of the 2020 draft
- Signed by Tennessee on 8/31/2023
- Signed by Jacksonville as an unrestricted free agent on 3/18/24

## PRO

### 2023 (Titans)

- Appeared in eight games... Posted six tackles (one solo), 1.0 sack and one forced fumble
- **11/02 at PIT:** Recorded a season-high four tackles
- **10/01 vs. CIN:** Tallied his first sack of the season along with a forced fumble

### 2022 (Bears)

- Appeared in all 17 games
- **1/01 at DET:** Recorded 1.0 sack, marking the 10th of his career
- **9/18 at G.B.:** Recorded 2.0 sacks, tying his single-game career high

### 2021 (Bears)

- Appeared in all 16 games with nine starts
- Gipson recorded five forced fumbles, which was the second-most by any Bears defender since the start of the 2013 season, trailing only Khalil Mack's 2018 season (6)
- **1/02 vs. NYG:** Recorded 2.0 sacks and two forced fumbles, marking the first time he recorded 2.0 sacks in a single-game
- **11/21 vs. BAL:** Recorded a single-game high five tackles (four solo) and 1.0 sack
- **10/03 vs. DET:** Recorded his first career sack in a 24-14 win over Detroit

### 2020 (Bears)

- Appeared in seven games during his rookie season

## COLLEGE

- Attended the University of Tulsa and totaled 114 tackles, 25.5 tackles for loss, 13.0 sacks, and eight forced fumbles
- Played in all 12 games with 11 starts during his senior season, earning first-team all-conference honors
- Started in all 12 games as a junior (2018) and ranked second in the nation with five forced fumbles

## PERSONAL

- Attended Cedar Hill High School as a senior after spending his sophomore and junior years at Richardson Berkner High School
- Son of Thomas and Cassundra Gipson; his Mother ran track at North Texas and his Dad played basketball at Texas.
- Has three siblings... His brother Thomas plays professional basketball in Finland
- His grandfather, Tom Gipson, was a defensive tackle who played four games with the Raiders in 1971 after being chosen in the 14th round of the NFL Draft.

### TREVIS GIPSON'S NFL REGULAR SEASON DEFENSIVE STATISTICS

DATE	TEAM	GP	TACKLES								INTERCEPTIONS							O. FUMB					ST				MISC	
			GS	TK	S	A	TFL	YDS	SK	YDS	QBH	NO	YDS	LG	TD	PD	FF	FR	TD	YDS	TK	S	A	FF	FR	S	A	
2020	Bears	7	0	4	1	3	0	0	0.0	0.0	3	0	0	0	0	0	0	0	0	0	1	0	1	0	0	0	0	
2021	Bears	16	9	37	23	14	7	37	7.0	53.5	7	0	0	0	2	5	1	0	0	2	0	2	0	0	0	0		
2022	Bears	17	10	31	17	14	4	25	3.0	21.0	11	0	0	0	3	0	0	0	0	0	0	0	0	0	0	0		
2023	Titans	8	0	6	1	5	0	0	1.0	8.0	0	0	0	0	0	1	0	0	0	0	0	0	0	0	0	0		
<b>NFL TOTALS</b>		<b>48</b>	<b>19</b>	<b>78</b>	<b>42</b>	<b>36</b>	<b>11</b>	<b>62</b>	<b>11.0</b>	<b>82.5</b>	<b>21</b>	<b>0</b>	<b>0</b>	<b>0</b>	<b>5</b>	<b>6</b>	<b>1</b>	<b>0</b>	<b>0</b>	<b>3</b>	<b>0</b>	<b>3</b>	<b>0</b>	<b>0</b>	<b>0</b>	<b>0</b>		

### TREVIS GIPSON'S NFL POSTSEASON DEFENSIVE STATISTICS

DATE	TEAM	GP	TACKLES								INTERCEPTIONS							O. FUMB					ST				MISC	
			GS	TK	S	A	TFL	YDS	SK	YDS	QBH	NO	YDS	LG	TD	PD	FF	FR	TD	YDS	TK	S	A	FF	FR	S	A	
2020	Bears	0	0	0	0	0	0	0	0.0	0.0	0	0	0	0	0	0	0	0	0	0	0	0	0	0	0	0		
<b>NFL TOTALS</b>		<b>0</b>	<b>0</b>	<b>0</b>	<b>0</b>	<b>0</b>	<b>0</b>	<b>0</b>	<b>0.0</b>	<b>0.0</b>	<b>0</b>	<b>0</b>	<b>0</b>	<b>0</b>	<b>0</b>	<b>0</b>	<b>0</b>	<b>0</b>	<b>0</b>	<b>0</b>	<b>0</b>	<b>0</b>	<b>0</b>	<b>0</b>	<b>0</b>	<b>0</b>		



**SINGLE-GAME HIGHS: DEFENSIVE**

<b>Total Tackles</b>	5 vs. Baltimore Ravens, Nov 21, 2021 4 vs. Minnesota Vikings, Jan 08, 2023 ...4 more at 4.	<b>Forced Fumbles</b>	2 vs. New York Giants, Jan 02, 2022 1 at Minnesota Vikings, Jan 09, 2022 ...2 more at 1.
<b>Solo Tackles</b>	4 vs. Baltimore Ravens, Nov 21, 2021 3 vs. San Francisco 49ers, Sep 11, 2022 ...1 more at 3.	<b>Fumble Recoveries</b>	1 at Detroit Lions, Nov 25, 2021
<b>Sacks</b>	2.0 at Green Bay Packers, Sep 18, 2022 2.0 vs. New York Giants, Jan 02, 2022	<b>Tackles For Loss</b>	2 at Green Bay Packers, Sep 18, 2022 2 vs. Baltimore Ravens, Nov 21, 2021 ...1 more at 2.
<b>Passes Defensed</b>	1 vs. San Francisco 49ers, Sep 11, 2022 1 vs. Detroit Lions, Oct 03, 2021 ...1 more at 1.	<b>Special Teams Tackles</b>	1 at Las Vegas Raiders, Oct 10, 2021 1 vs. Detroit Lions, Oct 03, 2021 ...1 more at 1.

**2023 GAME-BY-GAME REGULAR-SEASON STATISTICS (TITANS)**

DATE	OPPONENT	P/S	TACKLES							INTERCEPTIONS					O. FUMB				ST				MISC		W/L	SCORE								
			TK	S	A	SK	YDS	TFL	YDS	QBH	NO	YDS	LG	TD	PD	FF	FR	TD	YDS	TK	S	A	FF	FR			S	A						
09/10	at Saints	P	0	0	0	0.0	0.0	0	0	0	0	0	0	0	0	0	0	0	0	0	0	0	0	0	0	0	0	L	15-16					
09/17	Chargers									ON INACTIVE LIST														W	27-24+									
09/24	at Browns									ON INACTIVE LIST														L	3-27									
10/01	Bengals	P	1	1	0	1.0	8.0	0	0	0	0	0	0	0	0	1	0	0	0	0	0	0	0	0	0	0	0	W	27-3					
10/08	at Colts	P	0	0	0	0.0	0.0	0	0	0	0	0	0	0	0	0	0	0	0	0	0	0	0	0	0	0	0	L	16-23					
10/15	Ravens	P	0	0	0	0.0	0.0	0	0	0	0	0	0	0	0	0	0	0	0	0	0	0	0	0	0	0	0	L	16-24					
10/29	Falcons	P	1	0	1	0.0	0.0	0	0	0	0	0	0	0	0	0	0	0	0	0	0	0	0	0	0	0	0	W	28-23					
11/02	at Steelers	P	4	0	4	0.0	0.0	0	0	0	0	0	0	0	0	0	0	0	0	0	0	0	0	0	0	0	0	L	16-20					
11/12	at Buccaneers	P	0	0	0	0.0	0.0	0	0	0	0	0	0	0	0	0	0	0	0	0	0	0	0	0	0	0	0	L	6-20					
11/19	at Jaguars									ON INACTIVE LIST														L	14-34									
11/26	Panthers									ON INACTIVE LIST														W	17-10									
12/03	Colts									ON INACTIVE LIST														L	28-31+									
12/11	at Dolphins									ON INACTIVE LIST														W	28-27									
12/17	Texans									ON INACTIVE LIST														L	16-19+									
12/24	Seahawks	P	0	0	0	0.0	0.0	0	0	0	0	0	0	0	0	0	0	0	0	0	0	0	0	0	0	0	0	L	17-20					
12/31	at Texans									ON INACTIVE LIST														L	3-26									
01/07	Jaguars									ON INACTIVE LIST														W	28-20									
<b>2023 TOTALS</b>			<b>8-0</b>	<b>6</b>	<b>1</b>	<b>5</b>	<b>1.0</b>	<b>8.0</b>	<b>0</b>	<b>0</b>	<b>0</b>	<b>0</b>	<b>0</b>	<b>0</b>	<b>0</b>	<b>0</b>	<b>0</b>	<b>0</b>	<b>0</b>	<b>1</b>	<b>0</b>	<b>0</b>	<b>0</b>	<b>0</b>	<b>0</b>	<b>0</b>	<b>0</b>	<b>0</b>	<b>0</b>	<b>0</b>	<b>0</b>	<b>0</b>	<b>0</b>	<b>6-11</b>

+ - Overtime





## ADAM GOTSIS | 96

**POSITION:** DEFENSIVE TACKLE  
**HT:** 6-4 | **WT:** 290 | **DOB:** 9-23-1992  
**COLLEGE:** GEORGIA TECH  
**HOMETOWN:** MELBOURNE, AUSTRALIA  
**ACQ:** FA-'21  
**EXP:** 9th YEAR

 @gotsis96  
 @adamgotsis

### KEY TRANSACTIONS

- Originally drafted by Denver in the second round (63rd overall) in the 2016 NFL Draft
- Signed with Jacksonville on August 2, 2020

### PRO

#### 2023 (Jaguars)

- Played in all 17 games with seven starts... Recorded 26 tackles (18 solo), seven quarterback hits, four passes defended, three tackles for loss and 1.0 sack
- **12/24 at T.B.:** Posted two solo tackles and three passes defended... Saw action on special teams
- **12/17 vs. BAL:** Recorded two quarterback hits, 1.0 sack, one tackle and one tackle for loss... Saw action on special teams

#### 2022 (Jaguars)

- Saw action in 15 regular season games with one start and both postseason games... On defense, he posted 17 tackles (eight solo), three tackles for loss, two passes defended and 1.5 sacks... Posted two solo tackles on special teams... In the postseason, he recorded two tackles
- **1/7 vs. TEN:** Saw action on defense and special teams and posted two tackles (one solo), 0.5 sack, and one special teams tackle
- **10/2 at PHI:** Recorded four tackles, including 0.5 sack, two QB hits and one pass defended
- **9/18 vs. IND:** Recorded two solo tackles, including 1.0 sack... Also had three QB hits

#### 2021 (Jaguars)

- Finished the season with three starts in 16 games... Posted 27 total tackles (20 solo), 3.0 sacks, and seven QB hits
- **1/9 vs. IND:** Saw action along the defensive line and posted four solo tackles, including 1.0 sack
- **9/19 vs. DEN:** Saw action along the defensive line and recorded two total tackles (two solo), 1.0 sack and two QB hits

#### 2020 (Jaguars)

- Saw action in all 16 games, starting 13... Totaled 37 tackles (18 solo), four tackles for loss, three passes defended and one forced fumble
- **10/18 vs. DET:** Started at defensive end and posted two tackles, including one tackle for loss and one pass defended
- **12/13 vs. TEN:** Made his 40th career start at defensive end, assisting on three tackles and notching one tackle for loss

#### 2019 (Broncos)

- Appeared in nine games with three starts before missing the last three contests due to a knee injury

#### 2018 (Broncos)

- Played in all 16 games and registered 38 tackles (25 solo), six passes defended and 3.0 sacks
- **12/15 vs. CLE:** Tied a career-high with six tackles, including a strip sack and a fourth-down tackle for loss in the fourth quarter

#### 2017 (Broncos)

- Totaled 41 tackles (28 solo), four passes defended and 2.0 sacks

#### 2016 (Broncos)

- Tallied 14 tackles (five solo), one pass defended and one fumble recovery in his rookie season

### COLLEGE

- Appeared in 48 games (37 starts), totaling 110 tackles (69 solo), 12.5 sacks, two INTs, two fumble recoveries and four blocked kicks
- Named to the All-ACC Second Team by both the media and coaches as a junior

### PERSONAL

- Attended Kew High School in Abbotsford, Victoria, Australia
- Competed in Australian Rules Football for eight years before playing American Rules Football in the Gridiron Victoria (club league with 13 teams across the state of Victoria) for the Monash Warriors in Melbourne
- Became the highest-drafted Australian-born player in NFL history





- Has two sons named Ilias and Cassius

### ADAM GOTSIS' NFL REGULAR SEASON DEFENSIVE STATISTICS

DATE	TEAM	GP	TACKLES							INTERCEPTIONS							O. FUMB					ST				MISC		
			GS	TK	S	A	TFL	YDS	SK	YDS	QBH	NO	YDS	LG	TD	PD	FF	FR	TD	YDS	TK	S	A	FF	FR	S	A	
2016	Broncos	16	0	14	5	9	0	0	0.0	0.0	3	0	0	0	0	1	0	1	0	0	0	0	0	0	0	0	0	0
2017	Broncos	16	13	41	28	13	4	10	2.0	4.0	5	0	0	0	0	4	0	1	0	0	0	0	0	0	0	0	0	
2018	Broncos	16	12	38	25	13	4	16	3.0	17.0	7	0	0	0	0	6	2	1	0	0	0	0	0	0	0	0	0	
2019	Broncos	9	3	16	11	5	1	2	0.0	0.0	0	0	0	0	0	2	0	0	0	0	0	0	0	0	0	0	0	
2020	Jaguars	16	14	37	18	19	4	12	0.0	0.0	3	0	0	0	0	3	1	0	0	0	0	0	0	0	0	0	0	
2021	Jaguars	16	3	27	20	7	6	24	3.0	17.0	7	0	0	0	0	0	0	0	0	0	0	0	0	0	0	0	0	
2022	Jaguars	15	1	17	8	9	3	11	1.5	5.5	8	0	0	0	0	2	0	0	0	0	2	2	0	0	1	0	0	
2023	Jaguars	17	7	26	18	8	3	5	1.0	3.0	7	0	0	0	0	4	0	0	0	0	0	0	0	0	0	0	0	
<b>NFL TOTALS</b>		<b>121</b>	<b>53</b>	<b>216</b>	<b>133</b>	<b>83</b>	<b>25</b>	<b>80</b>	<b>10.5</b>	<b>46.5</b>	<b>40</b>	<b>0</b>	<b>0</b>	<b>0</b>	<b>0</b>	<b>22</b>	<b>3</b>	<b>3</b>	<b>0</b>	<b>0</b>	<b>2</b>	<b>2</b>	<b>0</b>	<b>0</b>	<b>1</b>	<b>0</b>	<b>0</b>	

### ADAM GOTSIS' NFL POSTSEASON DEFENSIVE STATISTICS

DATE	TEAM	GP	TACKLES							INTERCEPTIONS							O. FUMB					ST				MISC		
			GS	TK	S	A	TFL	YDS	SK	YDS	QBH	NO	YDS	LG	TD	PD	FF	FR	TD	YDS	TK	S	A	FF	FR	S	A	
2022	Jaguars	2	0	2	0	2	0	0	0.0	0.0	0	0	0	0	0	0	0	0	0	0	0	1	1	0	0	0	0	0
<b>NFL TOTALS</b>		<b>2</b>	<b>0</b>	<b>2</b>	<b>0</b>	<b>2</b>	<b>0</b>	<b>0</b>	<b>0.0</b>	<b>0.0</b>	<b>0</b>	<b>0</b>	<b>0</b>	<b>0</b>	<b>0</b>	<b>0</b>	<b>0</b>	<b>0</b>	<b>0</b>	<b>0</b>	<b>1</b>	<b>1</b>	<b>0</b>	<b>0</b>	<b>0</b>	<b>0</b>	<b>0</b>	

#### SINGLE-GAME HIGHS: DEFENSIVE

<b>Total Tackles</b>	6 vs. Cleveland Browns, Dec 15, 2018 6 at Indianapolis Colts, Dec 14, 2017	<b>Fumble Recoveries</b>	1 at New York Jets, Oct 07, 2018 1 vs. New York Jets, Dec 10, 2017 ...1 more at 1.
<b>Solo Tackles</b>	5 vs. Cleveland Browns, Dec 15, 2018 5 vs. Los Angeles Chargers, Sep 11, 2017	<b>Tackles For Loss</b>	1 vs. Baltimore Ravens, Dec 17, 2023 1 vs. Houston Texans, Sep 24, 2023 ...23 more at 1.
<b>Sacks</b>	1.0 vs. Baltimore Ravens, Dec 17, 2023 1.0 vs. Indianapolis Colts, Sep 18, 2022 ...8 more at 1.0.	<b>Special Teams Tackles</b>	1 vs. Tennessee Titans, Jan 07, 2023 1 vs. Baltimore Ravens, Nov 27, 2022
<b>Passes Defensed</b>	3 at Tampa Bay Buccaneers, Dec 24, 2023 2 vs. Seattle Seahawks, Sep 09, 2018 ...1 more at 2.	<b>Special Teams Fumble Recoveries</b>	1 at Kansas City Chiefs, Nov 13, 2022
<b>Forced Fumbles</b>	1 at Baltimore Ravens, Dec 20, 2020 1 vs. Cleveland Browns, Dec 15, 2018 ...1 more at 1.		

#### SINGLE-GAME HIGHS - POSTSEASON: DEFENSIVE

<b>Total Tackles</b>	1 at Kansas City Chiefs, Jan 21, 2023 1 vs. Los Angeles Chargers, Jan 14, 2023	<b>Special Teams Tackles</b>	1 at Kansas City Chiefs, Jan 21, 2023
----------------------	-----------------------------------------------------------------------------------	------------------------------	---------------------------------------

#### 2023 GAME-BY-GAME REGULAR-SEASON STATISTICS (JAGUARS)

DATE	OPPONENT	P/S	TACKLES							INTERCEPTIONS							O. FUMB					ST				MISC			
			TK	S	A	SK	YDS	TFL	YDS	QBH	NO	YDS	LG	TD	PD	FF	FR	TD	YDS	TK	S	A	FF	FR	S	A	W/L	SCORE	
09/10	at Colts	P	2	2	0	0.0	0.0	1	0	0	0	0	0	0	1	0	0	0	0	0	0	0	0	0	0	0	0	W	31-21
09/17	Chiefs	S	3	2	1	0.0	0.0	0	0	1	0	0	0	0	0	0	0	0	0	0	0	0	0	0	0	0	L	9-17	
09/24	Texans	S	1	1	0	0.0	0.0	1	2	0	0	0	0	0	0	0	0	0	0	0	0	0	0	0	0	0	L	17-37	
10/01	Falcons	S	1	1	0	0.0	0.0	0	0	0	0	0	0	0	0	0	0	0	0	0	0	0	0	0	0	0	W	23-7	
10/08	at Bills	P	1	1	0	0.0	0.0	0	0	1	0	0	0	0	0	0	0	0	0	0	0	0	0	0	0	0	W	25-20	
10/15	Colts	P	2	1	1	0.0	0.0	0	0	0	0	0	0	0	0	0	0	0	0	0	0	0	0	0	0	0	W	37-20	
10/19	at Saints	P	2	2	0	0.0	0.0	0	0	1	0	0	0	0	0	0	0	0	0	0	0	0	0	0	0	0	W	31-24	
10/29	at Steelers	P	1	1	0	0.0	0.0	0	0	1	0	0	0	0	0	0	0	0	0	0	0	0	0	0	0	0	W	20-10	
11/12	49ers	S	3	1	2	0.0	0.0	0	0	0	0	0	0	0	0	0	0	0	0	0	0	0	0	0	0	0	L	3-34	
11/19	Titans	S	1	1	0	0.0	0.0	0	0	1	0	0	0	0	0	0	0	0	0	0	0	0	0	0	0	0	W	34-14	
11/26	at Texans	S	2	1	1	0.0	0.0	0	0	0	0	0	0	0	0	0	0	0	0	0	0	0	0	0	0	0	W	24-21	
12/04	Bengals	P	2	0	2	0.0	0.0	0	0	0	0	0	0	0	0	0	0	0	0	0	0	0	0	0	0	0	L	31-34+	
12/10	at Browns	S	1	1	0	0.0	0.0	0	0	0	0	0	0	0	0	0	0	0	0	0	0	0	0	0	0	0	L	27-31	
12/17	Ravens	P	1	1	0	1.0	3.0	1	3	2	0	0	0	0	0	0	0	0	0	0	0	0	0	0	0	0	L	7-23	
12/24	at Buccaneers	P	2	2	0	0.0	0.0	0	0	0	0	0	0	0	3	0	0	0	0	0	0	0	0	0	0	0	L	12-30	
12/31	Panthers	P	0	0	0	0.0	0.0	0	0	0	0	0	0	0	0	0	0	0	0	0	0	0	0	0	0	0	W	26-0	
01/07	at Titans	P	1	0	1	0.0	0.0	0	0	0	0	0	0	0	0	0	0	0	0	0	0	0	0	0	0	0	L	20-28	
<b>2023 TOTALS</b>		<b>17-7</b>	<b>26</b>	<b>18</b>	<b>8</b>	<b>1.0</b>	<b>3.0</b>	<b>3</b>	<b>5</b>	<b>7</b>	<b>0</b>	<b>0</b>	<b>0</b>	<b>0</b>	<b>4</b>	<b>0</b>	<b>0</b>	<b>0</b>	<b>0</b>	<b>0</b>	<b>0</b>	<b>0</b>	<b>0</b>	<b>0</b>	<b>0</b>	<b>0</b>	<b>9-8</b>		

+ - Overtime





# ERICK HALLETT II | 40

**POSITION:** CORNERBACK  
**HT:** 5-11 | **WT:** 190 | **DOB:** 4-24-2000  
**COLLEGE:** PITTSBURGH  
**HOMETOWN:** CYPRESS, TEXAS  
**ACQ:** D6-'23  
**EXP:** 2nd YEAR

Erick\_Hallett4  
 e.hallett\_

## KEY TRANSACTIONS

- Originally drafted by Jacksonville in the sixth round (208th overall) of the 2023 Draft
- Signed to Jacksonville's practice squad on 8/30/23

## PRO

### 2023 (Jaguars)

- Spent the season on the practice squad

## COLLEGE

- Appeared in 49 games with 32 starts, including consecutively starting the last 31 games of his career at Pittsburgh
- Recorded 170 total tackles (115 solo), eight interceptions with one touchdown, and 32 passes defended
- In 2022, was selected as a Football Writers Association of America Second-Team All-American

## PERSONAL

- Helped lead his high school team to the Texas Class 6A Division II state championship with a 15-0 record
- Earned a bachelor's degree in Philosophy and Political Science and a second degree in Media and Professional Communications

## ERICK HALLETT II'S NFL REGULAR SEASON DEFENSIVE STATISTICS

DATE	TEAM	GP	TACKLES							INTERCEPTIONS							O. FUMB					ST					MISC	
			GS	TK	S	A	TFL	YDS	SK	YDS	QBH	NO	YDS	LG	TD	PD	FF	FR	TD	YDS	TK	S	A	FF	FR	S	A	
2023	Jaguars	0	0	0	0	0	0	0	0.0	0.0	0	0	0	0	0	0	0	0	0	0	0	0	0	0	0	0	0	
<b>NFL TOTALS</b>		<b>0</b>	<b>0</b>	<b>0</b>	<b>0</b>	<b>0</b>	<b>0</b>	<b>0</b>	<b>0.0</b>	<b>0.0</b>	<b>0</b>	<b>0</b>	<b>0</b>	<b>0</b>	<b>0</b>	<b>0</b>	<b>0</b>	<b>0</b>	<b>0</b>	<b>0</b>	<b>0</b>	<b>0</b>	<b>0</b>	<b>0</b>	<b>0</b>	<b>0</b>		

## 2023 GAME-BY-GAME REGULAR-SEASON STATISTICS (JAGUARS)

DATE	OPPONENT	P/S	TACKLES							INTERCEPTIONS							O. FUMB					ST					MISC	
			TK	S	A	SK	YDS	TFL	YDS	QBH	NO	YDS	LG	TD	PD	FF	FR	TD	YDS	TK	S	A	FF	FR	S	A	W/L	SCORE
09/10	at Colts																									W	31-21	
09/17	Chiefs																									L	9-17	
09/24	Texans																									L	17-37	
10/01	Falcons																									W	23-7	
10/08	at Bills																									W	25-20	
10/15	Colts																									W	37-20	
10/19	at Saints																									W	31-24	
10/29	at Steelers																									W	20-10	
11/12	49ers																									L	3-34	
11/19	Titans																									W	34-14	
11/26	at Texans																									W	24-21	
12/04	Bengals																									L	31-34+	
12/10	at Browns																									L	27-31	
12/17	Ravens																									L	7-23	
12/24	at Buccaneers																									L	12-30	
12/31	Panthers																									W	26-0	
01/07	at Titans																									L	20-28	
<b>2023 TOTALS</b>			<b>0</b>	<b>0</b>	<b>0</b>	<b>0.0</b>	<b>0.0</b>	<b>0</b>	<b>0</b>	<b>0</b>	<b>0</b>	<b>0</b>	<b>0</b>	<b>0</b>	<b>0</b>	<b>0</b>	<b>0</b>	<b>0</b>	<b>0</b>	<b>0</b>	<b>0</b>	<b>0</b>	<b>0</b>	<b>0</b>	<b>0</b>	<b>0</b>	<b>0</b>	<b>9-8</b>

+ - Overtime





## DAVON HAMILTON | 52

POSITION: DEFENSIVE TACKLE


HT: 6-4 | WT: 335 | DOB: 2-1-1997

COLLEGE: OHIO STATE

HOMETOWN: PICKERINGTON, OHIO

ACQ: D3-'20

EXP: 5th YEAR

 @dmhamilton53

 @davonhamilton53

### KEY TRANSACTIONS

- Originally selected by Jacksonville in the third round (73rd overall) of the 2020 draft

### PRO

#### 2023 (Jaguars)

- Saw action in eight games (two starts) after opening the season on injured reserve... Recorded 12 tackles (seven solo), including one for loss
- **1/7 at TEN:** Recorded a season-high four total tackles (three solo) and saw action on special teams
- **12/24 at T.B.:** Posted three solo tackles and one tackle for loss

#### 2022 (Jaguars)

- Saw action in all 17 regular season games with 14 starts and started both postseason games... In the regular season he posted 56 tackles (27 solo), five tackles for loss, 2.5 sacks and one pass defended... In the postseason he posted eight tackles (three solo), two passes defended, one tackle for loss, and one quarterback hit
- **1/21 at K.C.:** Started at defensive tackle and posted five tackles (three solo), including one tackle for loss, one QB hit, and one pass defended
- **12/22 at NYJ:** Started at defensive tackle and recorded four tackles (two solo) and 1.0 sack
- **11/27 vs. BAL:** Saw action on defense and on special teams and recorded three tackles (one solo) including one tackle for loss, 1.0 sack, one forced fumble, and one fumble recovery

#### 2021 (Jaguars)

- Finished the season with 46 total tackles (26 solo) including two tackles for loss and two passes defended in 16 games (eight starts)
- **12/19 vs. HOU:** Started at defensive tackle and recorded three solo tackles, including one tackle for loss, and one pass defended
- **10/10 vs. TEN:** Started at defensive tackle and tied for a team-high seven total tackles (five solo) and one pass defended

#### 2020 (Jaguars)

- Saw action in 11 games during his rookie campaign, starting five, and totaled 30 tackles (14 solo), 1.0 sack, one fumble recovery, one pass defended and one tackle for loss... Placed on injured reserve on Dec. 5 with a knee injury
- **10/4 at CIN:** Saw action at defensive tackle and collected a career-high five tackles
- **10/25 at LAC:** Started at defensive end and posted a career-high eight tackles, including one tackle for loss, and two quarterback hits

### COLLEGE

- Played in 54 games with 17 starts during four seasons at Ohio State, accumulating 21 tackles for loss and 7.0 sacks
- Competed at the 2020 Senior Bowl
- Posted 33 reps on the bench press at the 2020 Combine, the most of any defensive lineman

### PERSONAL

- In July 2024, participated on a mission trip to Zimbabwe
- Named First-Team Associated Press All-State in 2014 after a 67-tackle, 13-tackle-for-loss season while helping Pickerington to an 11-1 record and into the second round of the state playoffs
- Named the Ohio Capital Conference's Ohio Division Player of the Year and Division I Central District Player of the Year as a senior
- Son of Sabrina and Damian Hamilton
- He and his wife Julia have one child, Ace
- Younger brother, Ty, is a senior at Ohio State
- Has two dogs- Charlie and Woods



**DAVON HAMILTON'S NFL REGULAR SEASON DEFENSIVE STATISTICS**

DATE	TEAM	GP	TACKLES								INTERCEPTIONS					O. FUMB					ST				MISC		
			GS	TK	S	A	TFL	YDS	SK	YDS	QBH	NO	YDS	LG	TD	PD	FF	FR	TD	YDS	TK	S	A	FF	FR	S	A
2020	Jaguars	11	6	30	14	16	2	11	1.0	10.0	5	0	0	0	0	1	0	1	0	0	0	0	0	0	0	0	0
2021	Jaguars	16	8	46	26	20	2	13	1.0	12.0	2	0	0	0	0	2	0	1	0	0	0	0	0	0	0	0	
2022	Jaguars	17	14	56	27	29	5	10	2.5	7.0	6	0	0	0	0	1	1	1	0	0	0	0	0	0	0	0	
2023	Jaguars	8	2	12	7	5	1	4	0.0	0.0	0	0	0	0	0	0	0	0	0	0	0	0	0	0	0	0	
<b>NFL TOTALS</b>		<b>52</b>	<b>30</b>	<b>144</b>	<b>74</b>	<b>70</b>	<b>10</b>	<b>38</b>	<b>4.5</b>	<b>29.0</b>	<b>13</b>	<b>0</b>	<b>0</b>	<b>0</b>	<b>0</b>	<b>4</b>	<b>1</b>	<b>3</b>	<b>0</b>	<b>0</b>	<b>0</b>	<b>0</b>	<b>0</b>	<b>0</b>	<b>0</b>	<b>0</b>	

**DAVON HAMILTON'S NFL POSTSEASON DEFENSIVE STATISTICS**

DATE	TEAM	GP	TACKLES								INTERCEPTIONS					O. FUMB					ST				MISC	
			GS	TK	S	A	TFL	YDS	SK	YDS	QBH	NO	YDS	LG	TD	PD	FF	FR	TD	YDS	TK	S	A	FF	FR	S
2022	Jaguars	2	2	8	3	5	1	3	0.0	0.0	1	0	0	0	0	2	0	0	0	0	0	0	0	0	0	0
<b>NFL TOTALS</b>		<b>2</b>	<b>2</b>	<b>8</b>	<b>3</b>	<b>5</b>	<b>1</b>	<b>3</b>	<b>0.0</b>	<b>0.0</b>	<b>1</b>	<b>0</b>	<b>0</b>	<b>0</b>	<b>0</b>	<b>2</b>	<b>0</b>	<b>0</b>	<b>0</b>	<b>0</b>	<b>0</b>	<b>0</b>	<b>0</b>	<b>0</b>	<b>0</b>	<b>0</b>

**SINGLE-GAME HIGHS: DEFENSIVE**

<b>Total Tackles</b>	8 at Los Angeles Chargers, Oct 25, 2020 7 vs. New York Giants, Oct 23, 2022 ...1 more at 7.	<b>Forced Fumbles</b>	1 vs. Baltimore Ravens, Nov 27, 2022
<b>Solo Tackles</b>	4 at New England Patriots, Jan 02, 2022 4 vs. Tennessee Titans, Oct 10, 2021 ...2 more at 4.	<b>Fumble Recoveries</b>	1 vs. Indianapolis Colts, Jan 09, 2022 1 vs. Houston Texans, Nov 08, 2020
<b>Sacks</b>	1.0 at New York Jets, Dec 22, 2022 1.0 vs. Baltimore Ravens, Nov 27, 2022 ...2 more at 1.0.	<b>Tackles For Loss</b>	1 at New York Jets, Dec 22, 2022 1 vs. Baltimore Ravens, Nov 27, 2022 ...7 more at 1.
<b>Passes Defensed</b>	1 vs. Dallas Cowboys, Dec 18, 2022 1 vs. Houston Texans, Dec 19, 2021 ...2 more at 1.		

**SINGLE-GAME HIGHS - POSTSEASON: DEFENSIVE**

<b>Total Tackles</b>	5 at Kansas City Chiefs, Jan 21, 2023 3 vs. Los Angeles Chargers, Jan 14, 2023	<b>Passes Defensed</b>	1 vs. Los Angeles Chargers, Jan 14, 2023
<b>Solo Tackles</b>	3 at Kansas City Chiefs, Jan 21, 2023	<b>Tackles For Loss</b>	1 at Kansas City Chiefs, Jan 21, 2023

**2023 GAME-BY-GAME REGULAR-SEASON STATISTICS (JAGUARS)**

DATE	OPPONENT	P/S	TACKLES								INTERCEPTIONS					O. FUMB					ST				MISC		W/L	SCORE
			TK	S	A	SK	YDS	TFL	YDS	QBH	NO	YDS	LG	TD	PD	FF	FR	TD	YDS	TK	S	A	FF	FR	S	A		
09/10	at Colts																									W	31-21	
09/17	Chiefs																									L	9-17	
09/24	Texans																									L	17-37	
10/01	Falcons																									W	23-7	
10/08	at Bills																									W	25-20	
10/15	Colts																									W	37-20	
10/19	at Saints																									W	31-24	
10/29	at Steelers	P	0	0	0	0.0	0.0	0	0	0	0	0	0	0	0	0	0	0	0	0	0	0	0	0	0	0	W	20-10
11/12	49ers	P	1	0	1	0.0	0.0	0	0	0	0	0	0	0	0	0	0	0	0	0	0	0	0	0	0	L	3-34	
11/19	Titans																									W	34-14	
11/26	at Texans																									W	24-21	
12/04	Bengals	P	1	0	1	0.0	0.0	0	0	0	0	0	0	0	0	0	0	0	0	0	0	0	0	0	0	L	31-34+	
12/10	at Browns	S	0	0	0	0.0	0.0	0	0	0	0	0	0	0	0	0	0	0	0	0	0	0	0	0	0	L	27-31	
12/17	Ravens	S	3	1	2	0.0	0.0	0	0	0	0	0	0	0	0	0	0	0	0	0	0	0	0	0	0	L	7-23	
12/24	at Buccaneers	P	3	3	0	0.0	0.0	1	4	0	0	0	0	0	0	0	0	0	0	0	0	0	0	0	0	L	12-30	
12/31	Panthers	P	0	0	0	0.0	0.0	0	0	0	0	0	0	0	0	0	0	0	0	0	0	0	0	0	0	W	26-0	
01/07	at Titans	P	4	3	1	0.0	0.0	0	0	0	0	0	0	0	0	0	0	0	0	0	0	0	0	0	0	L	20-28	
<b>2023 TOTALS</b>		<b>8-2</b>	<b>12</b>	<b>7</b>	<b>5</b>	<b>0.0</b>	<b>0.0</b>	<b>1</b>	<b>4</b>	<b>0</b>	<b>0</b>	<b>0</b>	<b>0</b>	<b>0</b>	<b>0</b>	<b>0</b>	<b>0</b>	<b>0</b>	<b>0</b>	<b>0</b>	<b>0</b>	<b>0</b>	<b>0</b>	<b>0</b>	<b>0</b>	<b>9-8</b>		

+ - Overtime







# BLAKE HANCE | 73

**POSITION:** OFFENSIVE LINEMAN  
**HT:** 6-5 | **WT:** 310 | **DOB:** 1-11-1996  
**COLLEGE:** NORTHWESTERN  
**HOMETOWN:** JACKSONVILLE, ILL.  
**ACQ:** FA-'23  
**EXP:** 6th YEAR

 [blake\\_hance](#)

## KEY TRANSACTIONS

- Originally signed by Buffalo as a rookie free agent on 5/9/19
- Signed by Washington on 6/3/19
- Signed to Jacksonville's practice squad on 9/2/19
- Signed by the New York Jets on 9/23/20
- Signed by Cleveland on 1/2/21
- Re-signed by Cleveland on 4/13/22
- Claimed off waivers by San Francisco on 8/31/22
- Claimed off waivers by Jacksonville on 11/1/22
- Signed by Jacksonville 8/31/23

## PRO

### 2023 (Jaguars)

- Saw action in 17 games with one start
- **12/17 vs. BAL:** Started on the offensive line and saw action on special teams
- **10/15 vs. IND:** Replaced Brandon Scherff on the offensive line... Saw action on special teams
- **10/8 at BUF:** Replaced Cam Robinson on the offensive line... Saw action on special teams

### 2022 (Jaguars)

- After joining the Jaguars roster in Week 8, he saw action in the remaining nine games and both postseason games
- **1/1 at HOU:** Saw action on offense and special teams
- **12/22 at NYJ:** Replaced OL Brandon Scherff after he briefly left the game with an ankle injury and saw action on special teams
- **12/4 at DET:** Saw action at guard and on special teams

### 2022 (49ers)

- Played in seven games

### 2021 (Browns)

- Played in 17 games with eight starts

### 2020 (Jets)

- Spent the season on the Jets' practice squad

### 2019 (Commanders & Jaguars)

- Spent the season on the Commanders and Jaguars' practice squad

## COLLEGE

- Appeared in 51 games with 46 starts in four years at Northwestern
- Started all 13 games in 2017, four at left guard and nine at left tackle
- Started 8 games as a freshman in 2015 and was named to the Big Ten All-Freshman Team

## PERSONAL

- Attended Jacksonville High School in Illinois where he earned four varsity letters as a tight end, defensive end, and long snapper
- Recorded 113 catches for 1,459 yards and seven touchdowns as well as 104 tackles and 9.0 sacks
- Also played four years of varsity basketball, earning the team's offensive MVP honor and was a two-year starting pitcher in varsity baseball
- Earned an undergraduate degree in economics and a master's degree in management studies



**BLAKE HANCE'S NFL REGULAR SEASON STATISTICS**

DATE	TEAM	GP	GS
2019	Redskins	0	0
2020	Jets	0	0
2021	Browns	17	8
2022	49ers	7	0
Went from <b>San Francisco</b> to <b>Jacksonville</b> .			
2022	Jaguars	9	0
2022	TOTAL	16	0
2023	Jaguars	17	1
<b>NFL TOTALS</b>		<b>50</b>	<b>9</b>

**BLAKE HANCE'S NFL POSTSEASON STATISTICS**

DATE	TEAM	GP	GS
2020	Browns	2	0
2022	Jaguars	2	0
<b>NFL TOTALS</b>		<b>4</b>	<b>0</b>

**2023 GAME-BY-GAME REGULAR-SEASON STATISTICS (JAGUARS)**

DATE	OPPONENT	P/S	W/L	SCORE
09/10	at Colts	P	W	31-21
09/17	Chiefs	P	L	9-17
09/24	Texans	P	L	17-37
10/01	Falcons	P	W	23-7
10/08	at Bills	P	W	25-20
10/15	Colts	P	W	37-20
10/19	at Saints	P	W	31-24
10/29	at Steelers	P	W	20-10
11/12	49ers	P	L	3-34
11/19	Titans	P	W	34-14
11/26	at Texans	P	W	24-21
12/04	Bengals	P	L	31-34+
12/10	at Browns	P	L	27-31
12/17	Ravens	S	L	7-23
12/24	at Buccaneers	P	L	12-30
12/31	Panthers	P	W	26-0
01/07	at Titans	P	L	20-28
<b>2023 TOTALS</b>		<b>17-1</b>	<b>9-8</b>	

+ - Overtime





# ANTON HARRISON | 77

**POSITION:** OFFENSIVE LINEMAN  
**HT:** 6-4 | **WT:** 315 | **DOB:** 2-2-2002  
**COLLEGE:** OKLAHOMA  
**HOMETOWN:** WASHINGTON, D.C.  
**ACQ:** D1-'23  
**EXP:** 2nd YEAR

Ayee\_Tonn  
 ayeetonn

## KEY TRANSACTIONS

- Originally drafted by Jacksonville in the first round (27th overall) of the 2023 Draft

## PRO

### 2023 (Jaguars)

- Started all 17 games at right tackle
- 12/10 at CLE:** Started at right tackle and played all 76 offensive snaps and three snaps on special teams
- 11/26 at HOU:** Started at right tackle and played all 76 offensive snaps and five snaps on special teams
- 10/8 at BUF:** Started at right tackle and played all 88 offensive snaps and three snaps on special teams

## COLLEGE

- Played in 34 career games and made 24 starts in three seasons
- Started 23 games at left tackle and one game at right tackle
- Named to the All-Big 12 First Team by the league's coaches and AP in 2022
- In 2022, allowed just one sack and no QB hits in 447 pass-blocking plays

## PERSONAL

- Was the No. 3 recruit in the Washington, D.C., area by Rivals, No. 4 by ESPN and No. 5 by 247Sports coming out of high school
- Was a dual athlete at Archbishop Carroll Catholic High School and was offered to play both basketball and football at the University of Maryland before deciding to commit to the University of Oklahoma
- Son of Andre Harrison and Crystal Wiley... Has two brothers Donte Harrison and Mehki Moore
- Majored in human relations
- Passionate about his controversial food takes stating that pineapples do not go on pizza and sugar belongs on spaghetti

## ANTON HARRISON'S NFL REGULAR SEASON STATISTICS

DATE	TEAM	GP	GS
2023	Jaguars	17	17
<b>NFL TOTALS</b>		<b>17</b>	<b>17</b>

## 2023 GAME-BY-GAME REGULAR-SEASON STATISTICS (JAGUARS)

DATE	OPPONENT	P/S	W/L	SCORE
09/10	at Colts	S	W	31-21
09/17	Chiefs	S	L	9-17
09/24	Texans	S	L	17-37
10/01	Falcons	S	W	23-7
10/08	at Bills	S	W	25-20
10/15	Colts	S	W	37-20
10/19	at Saints	S	W	31-24
10/29	at Steelers	S	W	20-10
11/12	49ers	S	L	3-34
11/19	Titans	S	W	34-14
11/26	at Texans	S	W	24-21
12/04	Bengals	S	L	31-34+
12/10	at Browns	S	L	27-31
12/17	Ravens	S	L	7-23
12/24	at Buccaneers	S	L	12-30
12/31	Panthers	S	W	26-0
01/07	at Titans	S	L	20-28
<b>2023 TOTALS</b>		<b>17-17</b>	<b>9-8</b>	

+ - Overtime





# JOSH HINES-ALLEN | 41

**POSITION:** DEFENSIVE END  
**HT:** 6-5 | **WT:** 255 | **DOB:** 7-13-1997  
**COLLEGE:** KENTUCKY  
**HOMETOWN:** MONTCLAIR, N.J.  
**ACQ:** D1-'19  
**EXP:** 6th YEAR

 @JoshAllen41\_  
 joshallen\_41



## KEY TRANSACTIONS

- Originally drafted by Jacksonville in the first round (7th overall) in the 2019 draft
- Resigned with Jacksonville on 4/10/24

## PRO

### 2023 (Jaguars)

- Started all 17 games and finished the season with 66 tackles (43 solo), 33 quarterback hits, 17.5 sacks, 17 tackles for loss, two forced fumbles, one interception and one pass defensed
- His 17.5 sacks were a single-season franchise record and tied for second-most in the NFL
- Surpassed DL Yannick Ngakoue for second place in franchise history with 45.0 sacks
- Became the second player since 1982 to record four games with at least 2.5 sacks within a season, joining Pro Football Hall of Famer Lawrence Taylor (four games in 1986)
- Voted to his second Pro Bowl
- **12/31 vs. CAR:** Started at outside linebacker and posted six total tackles (five solo), four passes defensed and 3.0 sacks... Marked his third time recording at least 3.0 sacks in a single game, the most in franchise history
- **10/1 vs. ATL:** Recorded 3.0 sacks for the second time this season... Posted one forced fumble... Set the record for most sacks by a Jaguars player in the first four games of a season in franchise history
- **9/10 at IND:** Posted 3.0 sacks, recording the second-most single-game sacks by a Jaguars player in Week 1... Set a single-game career high in sacks with 3.0... Recorded 10 total tackles (eight solo)

### 2022 (Jaguars)

- Voted a team captain for the 2022 season
- Started all 17 regular season games and both postseason games... In the regular season, he posted 58 tackles (36 solo), 11 tackles for loss, 7.0 sacks, four forced fumbles and two fumble recoveries, one leading to a 38-yard return for a touchdown... In the postseason, he started both games and posted 11 tackles (four solo), 1.0 sack, and one tackle for loss
- **1/7 vs. TEN:** Started at outside linebacker and posted six tackles (four solo), including one tackle for loss, 1.0 sack, two QB hits, one forced fumble, and one fumble recovery that was returned 38 yards for his first career touchdown... His 38-yard touchdown return was the Jaguars longest fumble recovery for a touchdown since LB Telvin Smith returned a fumble for a 50-yard touchdown against the Steelers in the Divisional Round on 1/14/2018
- **9/25 at LAC:** Recorded a career-high eight QB pressures in the game, according to NextGen Stats, bringing his season total to 15
- **9/18 vs. IND:** Recorded 2.0 sacks, marking his second consecutive home game with at least 2.0 sacks... Hines-Allen forced a fumble for the second consecutive week, joining DE Yannick Ngakoue and DE Andre Branch as the only players to record two forced fumbles through the first two weeks of a season

### 2021 (Jaguars)

- Voted a team captain for the 2021 season
- **1/9 vs. IND:** Sacked QB Carson Wentz twice in the first half, marking the fourth multi-sack game of his career... Finished the game with four total tackles (three solo), including 2.0 sacks
- **11/7 vs. BUF:** Finished the game with a career-high eight tackles, including two tackles for loss and 1.0 sack... Hines-Allen also recorded the first INT of his career, becoming the second defensive lineman in franchise history to post at least 1.0 sack, one INT and one fumble recovery in a single game (DE Tony Brackens)... Hines-Allen is the only player in the NFL over the last three seasons (2019-21) to accomplish the feat... Prior to his name change, Hines-Allen sacked Bills QB Josh Allen, marking the first time a player sacked a QB with the same first and last name in NFL history
- **9/12 at HOU:** Started at outside linebacker and recorded five total tackles, including 1.0 sack, and two QB hits... With his sack, Hines-Allen joined DE Yannick Ngakoue and DE Tony Brackens as the only players in franchise history to tally at least 14.0 sacks in their first 25 career games

### 2020 (Jaguars)

- Saw action in eight games, making seven starts
- Tallied 13 tackles (seven solo), 2.5 sacks, two tackles for loss and one pass defensed
- Named team captain as voted on by his teammates
- Placed on injured reserve on Nov. 24 with a knee injury
- **9/24 vs. MIA:** Started at defensive end and tallied two solo tackles, including his first sack of the season
- **11/8 vs. HOU:** Started at defensive end and made four tackles, including a half-sack





## 2019 (Jaguars)

- Appeared in all 16 games, making four starts, during his rookie campaign
- Became the seventh player in franchise history to compile double-digit sacks in a season
- Amassed 44 tackles (31 solo), 11 tackles for loss, 10.5 sacks and two forced fumbles
- Finished the year second on the team with 11 tackles for loss... His 10.5 sacks recorded in 2019 led all NFL rookies and were the most by a rookie in franchise history
- One of five NFL players over the last 10 seasons to post at least 10.0 sacks and multiple forced fumbles in their rookie seasons
- Became the first rookie in Jaguars history to make the Pro Bowl
- **10/13 vs. N.O.:** Notched two tackles and 1.0 sack, becoming the third player in franchise history to post at least 4.0 sacks through six career games, joining DE Yannick Ngakoue and former DT John Henderson
- **10/27 vs. NYJ:** Saw action at DE, amassing 2.0 sacks, one tackle for loss and a forced fumble... Became the first Jaguars rookie since DE Yannick Ngakoue in 2016 to post at least 1.0 sack in four straight games
- **12/15 at OAK:** Saw action at DE and tallied three tackles (two solo), including 1.0 sack, his 10th of the season

## COLLEGE

- Did not miss a game during his four-year career with the Wildcats, playing in all 51 games with 35 starts
- Career totals include 220 tackles, 31.5 sacks, 11 forced fumbles, eight passes defended and two fumble recoveries
- Named SEC Defensive Player of the Year, earned consensus First-Team All American honors and was honored with the Bronco Nagurski Award, presented to the nation's top defensive player, as a senior in 2018
- Allen's 17.0 sacks in 2018 were the most by an SEC player in a single season since the NCAA started official sack records in 2000, finishing the season ranked second nationally in sacks (17.0), fourth in forced fumbles (five) and sixth in tackles for loss (21.5)

## PERSONAL

- He and his wife, Kaitlyn, have two sons, Wesley and Julian, and one daughter, Vanessa
- Son of Kim Allen and Robert Allen
- Josh's sister, Myisha Hines-Allen, played collegiate basketball at Louisville and is currently a forward for the Washington Mystics, the 2019 WNBA champions
- Uncle, Gregory Hines, played college basketball at Hampton and went on to a 12-year pro career
- Majored in communications
- Changed his last name to Hines-Allen as a tribute to Joshua's maternal side of the family and the other relatives who have worn 'Hines' and 'Hines-Allen' on their jerseys, prior to the start of the 2024 season
- Attended the 2023 UK Player Tour with WR Jamal Agnew, LB Devin Lloyd, and six other players from different teams around the league
- In June of 2022, traveled to England to participate in An Evening With Jaguars Stars as a player panelist with Jaguars' fans in London and Manchester

### JOSH HINES-ALLEN'S NFL REGULAR SEASON DEFENSIVE STATISTICS

DATE	TEAM	GP	GS	TACKLES							INTERCEPTIONS					O. FUMB				ST				MISC					
				TK	S	A	TFL	YDS	SK	YDS	QBH	NO	YDS	LG	TD	PD	FF	FR	TD	YDS	TK	S	A	FF	FR	S	A		
2019	Jaguars	16	4	44	31	13	11	77	10.5	74.0	23	0	0	0	0	0	2	0	0	0	0	0	0	0	0	0	0	0	0
2020	Jaguars	8	7	13	7	6	2	9	2.5	7.0	11	0	0	0	0	1	0	0	0	0	0	0	0	0	0	0	0	0	0
2021	Jaguars	16	15	71	46	25	12	81	7.5	70.0	14	1	11	11	0	4	1	1	0	0	0	0	0	0	0	0	0	0	0
2022	Jaguars	17	17	58	36	22	11	46	7.0	45.0	22	0	0	0	0	2	4	2	1	38	0	0	0	0	0	0	0	0	0
2023	Jaguars	17	17	66	43	23	17	109	17.5	126.5	33	1	8	8	0	1	2	0	0	0	0	0	0	0	0	0	0	0	0
<b>NFL TOTALS</b>		<b>74</b>	<b>60</b>	<b>252</b>	<b>163</b>	<b>89</b>	<b>53</b>	<b>322</b>	<b>45.0</b>	<b>322.5</b>	<b>103</b>	<b>2</b>	<b>19</b>	<b>11</b>	<b>0</b>	<b>8</b>	<b>9</b>	<b>3</b>	<b>1</b>	<b>38</b>	<b>0</b>	<b>0</b>	<b>0</b>	<b>0</b>	<b>0</b>	<b>0</b>	<b>0</b>	<b>0</b>	<b>0</b>

### JOSH HINES-ALLEN'S NFL POSTSEASON DEFENSIVE STATISTICS

DATE	TEAM	GP	GS	TACKLES							INTERCEPTIONS					O. FUMB				ST				MISC						
				TK	S	A	TFL	YDS	SK	YDS	QBH	NO	YDS	LG	TD	PD	FF	FR	TD	YDS	TK	S	A	FF	FR	S	A			
2022	Jaguars	2	2	11	4	7	1	6	1.0	6.0	4	0	0	0	0	0	0	0	0	0	0	0	0	0	0	0	0	0	0	0
<b>NFL TOTALS</b>		<b>2</b>	<b>2</b>	<b>11</b>	<b>4</b>	<b>7</b>	<b>1</b>	<b>6</b>	<b>1.0</b>	<b>6.0</b>	<b>4</b>	<b>0</b>	<b>0</b>	<b>0</b>	<b>0</b>	<b>0</b>	<b>0</b>	<b>0</b>	<b>0</b>	<b>0</b>	<b>0</b>	<b>0</b>	<b>0</b>	<b>0</b>	<b>0</b>	<b>0</b>	<b>0</b>	<b>0</b>	<b>0</b>	



**SINGLE-GAME HIGHS: DEFENSIVE**

<b>Total Tackles</b>	10 at Indianapolis Colts, Sep 10, 2023 10 vs. San Francisco 49ers, Nov 21, 2021	<b>Fumble Recoveries</b>	1 vs. Tennessee Titans, Jan 07, 2023 1 at Tennessee Titans, Dec 11, 2022 ...1 more at 1.
<b>Solo Tackles</b>	8 vs. Buffalo Bills, Nov 07, 2021 7 at Indianapolis Colts, Sep 10, 2023	<b>Tackles For Loss</b>	4 at Seattle Seahawks, Oct 31, 2021 3 vs. Carolina Panthers, Dec 31, 2023 ...1 more at 3.
<b>Sacks</b>	3.0 vs. Carolina Panthers, Dec 31, 2023 3.0 vs. Atlanta Falcons, Oct 01, 2023 ...1 more at 3.0.	<b>Interceptions</b>	1 vs. Cincinnati Bengals, Dec 04, 2023 1 vs. Buffalo Bills, Nov 07, 2021
<b>Passes Defensed</b>	1 vs. Cincinnati Bengals, Dec 04, 2023 1 at Detroit Lions, Dec 04, 2022 ...6 more at 1.	<b>Interception Return Yards</b>	11 vs. Buffalo Bills, Nov 07, 2021 8 vs. Cincinnati Bengals, Dec 04, 2023
<b>Forced Fumbles</b>	1 vs. Indianapolis Colts, Oct 15, 2023 1 vs. Atlanta Falcons, Oct 01, 2023 ...7 more at 1.	<b>Longest Opp Fumble Return</b>	1 at Tennessee Titans, Dec 11, 2022

**SINGLE-GAME HIGHS - POSTSEASON: DEFENSIVE**

<b>Total Tackles</b>	8 vs. Los Angeles Chargers, Jan 14, 2023 3 at Kansas City Chiefs, Jan 21, 2023	<b>Sacks</b>	1.0 vs. Los Angeles Chargers, Jan 14, 2023
<b>Solo Tackles</b>	3 vs. Los Angeles Chargers, Jan 14, 2023	<b>Tackles For Loss</b>	1 vs. Los Angeles Chargers, Jan 14, 2023

**2023 GAME-BY-GAME REGULAR-SEASON STATISTICS (JAGUARS)**

DATE	OPPONENT	P/S	TACKLES								INTERCEPTIONS					O. FUMB			ST				MISC		W/L	SCORE		
			TK	S	A	SK	YDS	TFL	YDS	QBH	NO	YDS	LG	TD	PD	FF	FR	TD	YDS	TK	S	A	FF	FR			S	A
09/10	at Colts	S	10	7	3	3.0	3.0	3	6	2	0	0	0	0	0	0	0	0	0	0	0	0	0	0	0	0	W	31-21
09/17	Chiefs	S	1	1	0	0.0	0.0	0	0	1	0	0	0	0	0	0	0	0	0	0	0	0	0	0	0	0	L	9-17
09/24	Texans	S	2	0	2	0.0	0.0	0	0	3	0	0	0	0	0	0	0	0	0	0	0	0	0	0	0	0	L	17-37
10/01	Falcons	S	3	3	0	3.0	31.0	2	22	3	0	0	0	0	0	1	0	0	0	0	0	0	0	0	0	0	W	23-7
10/08	at Bills	S	1	1	0	0.0	0.0	0	0	0	0	0	0	0	0	0	0	0	0	0	0	0	0	0	0	0	W	25-20
10/15	Colts	S	4	3	1	1.0	6.0	1	4	2	0	0	0	0	0	1	0	0	0	0	0	0	0	0	0	0	W	37-20
10/19	at Saints	S	2	1	1	0.0	0.0	0	0	3	0	0	0	0	0	0	0	0	0	0	0	0	0	0	0	0	W	31-24
10/29	at Steelers	S	5	3	2	2.0	15.0	2	15	2	0	0	0	0	0	0	0	0	0	0	0	0	0	0	0	0	W	20-10
11/12	49ers	S	3	2	1	0.0	0.0	0	0	1	0	0	0	0	0	0	0	0	0	0	0	0	0	0	0	0	L	3-34
11/19	Titans	S	2	0	2	0.5	3.5	0	0	1	0	0	0	0	0	0	0	0	0	0	0	0	0	0	0	0	W	34-14
11/26	at Texans	S	5	4	1	2.5	31.5	2	27	4	0	0	0	0	0	0	0	0	0	0	0	0	0	0	0	0	W	24-21
12/04	Bengals	S	7	3	4	1.5	9.5	1	7	2	1	8	8	0	1	0	0	0	0	0	0	0	0	0	0	0	L	31-34+
12/10	at Browns	S	5	5	0	0.0	0.0	2	1	0	0	0	0	0	0	0	0	0	0	0	0	0	0	0	0	0	L	27-31
12/17	Ravens	S	4	2	2	0.0	0.0	0	0	2	0	0	0	0	0	0	0	0	0	0	0	0	0	0	0	0	L	7-23
12/24	at Buccaneers	S	1	1	0	0.0	0.0	0	0	1	0	0	0	0	0	0	0	0	0	0	0	0	0	0	0	0	L	12-30
12/31	Panthers	S	6	5	1	3.0	21.0	3	21	4	0	0	0	0	0	0	0	0	0	0	0	0	0	0	0	0	W	26-0
01/07	at Titans	S	5	2	3	1.0	6.0	1	6	2	0	0	0	0	0	0	0	0	0	0	0	0	0	0	0	0	L	20-28
<b>2023 TOTALS</b>			<b>17-17</b>	<b>66</b>	<b>43</b>	<b>23</b>	<b>17.5</b>	<b>126.5</b>	<b>17</b>	<b>109</b>	<b>33</b>	<b>1</b>	<b>8</b>	<b>8</b>	<b>0</b>	<b>1</b>	<b>2</b>	<b>0</b>	<b>0</b>	<b>0</b>	<b>0</b>	<b>0</b>	<b>0</b>	<b>0</b>	<b>0</b>	<b>0</b>	<b>0</b>	<b>9-8</b>



+ - Overtime





# COOPER HODGES | 75

**POSITION:** OFFENSIVE LINEMAN  
**HT:** 6-4 | **WT:** 305 | **DOB:** 7-13-2000  
**COLLEGE:** APPALACHIAN STATE  
**HOMETOWN:** GLEN ST. MARY'S, FLA.  
**ACQ:** D7-'23  
**EXP:** 2nd YEAR

 [supercooper43](#)  
 [super.cooper43](#)

## KEY TRANSACTIONS

- Originally drafted by Jacksonville in the seventh round (226th overall) of the 2023 Draft

## PRO

### 2023 (Jaguars)

- Spent the 2023 season on the injured reserve list

## COLLEGE

- A four-time All-Sun Belt selection including a two-time First-Team selection
- Appeared in 51 games and allowed just 7.0 sacks in 1,668 pass-blocking snaps
- Was invited to the NFLPA Collegiate Bowl

## PERSONAL

- Played on the first Baker County High School team in history to reach the state championship
- Grew up just 30 miles west of Jacksonville
- Favorite country music singer is Tyler Childers

## COOPER HODGES' NFL REGULAR SEASON STATISTICS

DATE	TEAM	GP	GS
2023	Jaguars	0	0
<b>NFL TOTALS</b>		<b>0</b>	<b>0</b>

## 2023 GAME-BY-GAME REGULAR-SEASON STATISTICS (JAGUARS)

DATE	OPPONENT	P/S		W/L	SCORE
09/10	at Colts		INJURED RESERVE	W	31-21
09/17	Chiefs		INJURED RESERVE	L	9-17
09/24	Texans		INJURED RESERVE	L	17-37
10/01	Falcons		INJURED RESERVE	W	23-7
10/08	at Bills		INJURED RESERVE	W	25-20
10/15	Colts		INJURED RESERVE	W	37-20
10/19	at Saints		INJURED RESERVE	W	31-24
10/29	at Steelers		INJURED RESERVE	W	20-10
11/12	49ers		INJURED RESERVE	L	3-34
11/19	Titans		INJURED RESERVE	W	34-14
11/26	at Texans		INJURED RESERVE	W	24-21
12/04	Bengals		INJURED RESERVE	L	31-34+
12/10	at Browns		INJURED RESERVE	L	27-31
12/17	Ravens		INJURED RESERVE	L	7-23
12/24	at Buccaneers		INJURED RESERVE	L	12-30
12/31	Panthers		INJURED RESERVE	W	26-0
01/07	at Titans		INJURED RESERVE	L	20-28
<b>2023 TOTALS</b>		<b>0-0</b>		<b>9-8</b>	

+ - Overtime





# JALEN JACKSON | 36

POSITION: RUNNING BACK  
 HT: 5-9 | WT: 216 | DOB: 6-26-2000  
 COLLEGE: VILLANOVA  
 HOMETOWN: RICHMOND, VA.  
 ACQ: UDFA-'24  
 EXP: R

@jalen\_jackson2  
 @jayda.god2

## KEY TRANSACTIONS

- Originally signed as an undrafted free agent with Jacksonville on 4/30/24

## COLLEGE

- Played at Villanova for six seasons
- Played in 46 games from 2018-2023 and rushed 401 times for 2,546 yards and 26 touchdowns
- Also recorded 21 receptions for 198 yards and two touchdowns
- Earned CAA Football Second Team Offense honors in the 2023 season

## PERSONAL

- One of three children of James and Ronjea Jackson
- Attended Thomas Jefferson High School in Virginia

### JALEN JACKSON'S RECEIVING/RUSHING STATISTICS

DATE	TEAM	GP	RECEIVING					RUSHING				
			NO.	YDS	AVG	LG	TD	NO.	YDS.	AVG.	LG	TD
2018	Villanova	8	0	0	0	0	0	22	108	4.9	21	1
2019	Villanova	8	4	35	8.8	18	1	57	314	5.5	52	1
2020	Villanova	4	4	30	7.5	18	0	37	222	6.0	51	3
2021	Villanova	11	5	66	13.2	30	1	96	587	6.1	55	7
2022	Villanova	4	3	14	4.7	6	0	57	334	5.9	21	5
2023	Villanova	11	5	53	10.6	22	0	132	981	7.4	66	9
<b>TOTALS</b>		<b>46</b>	<b>21</b>	<b>198</b>	<b>9.4</b>	<b>30</b>	<b>2</b>	<b>401</b>	<b>2,546</b>	<b>6.3</b>	<b>66</b>	<b>26</b>







# JORDAN JEFFERSON | 98

**POSITION:** DEFENSIVE TACKLE  
**HT:** 6-2 | **WT:** 316 | **DOB:** 9-24-2001  
**COLLEGE:** LSU  
**HOMETOWN:** NAVARRE, FLA.  
**ACQ:** D4-'24  
**EXP:** R

Twitter: @\_JJefferson\_95  
 Instagram: @jordanjefferson95

## KEY TRANSACTIONS

- Originally drafted by Jacksonville in the fourth round (116th overall) in the 2024 draft

## COLLEGE

- Was awarded 2022 Academic All-Big 12 and 2021 Academic All-Big 12
- Played in 13 games (six starts) for LSU after appearing in 42 games (17 starts) for West Virginia from 2019-22
- Finished his college career with 90 tackles, 21.5 tackles for loss and 6.0 sacks

## PERSONAL

- Played high school football at Navarre in Navarre, Fla.
- Father, AJ Jefferson, played college football at Alcorn State

## JORDAN JEFFERSON'S COLLEGE DEFENSIVE STATISTICS

DATE	TEAM	GP	TACKLES							INTERCEPTIONS					O. FUMB				ST			MISC						
			GS	TK	S	A	TFL	YDS	SK	YDS	QBH	NO	YDS	LG	TD	PD	FF	FR	TD	YDS	TK	S	A	FF	FR	S	A	
2019	West Virginia	11	1	5	3	2	1.0	1.0	0.0	0.0	0	0	0	0	0	1	0	0	0	0	0	0	0	0	0	0	0	0
2020	West Virginia	6	0	1	0	1	0.0	0.0	0.0	0.0	0	0	0	0	0	0	0	0	0	0	0	0	0	0	0	0	0	
2021	West Virginia	13	4	17	7	10	4.0	9.0	0.5	3.0	1	0	0	0	0	1	0	0	0	0	0	0	0	0	0	0	0	
2022	West Virginia	12	12	31	13	18	9.5	28.0	3.0	17.0	0	0	0	0	0	5	0	0	0	0	0	0	0	0	0	0	0	
2023	LSU	13	6	36	13	23	7.0	24.0	2.5	15.0	0	0	0	0	0	1	1	0	0	0	0	0	0	0	0	0	0	
<b>TOTALS</b>		<b>55</b>	<b>23</b>	<b>90</b>	<b>36</b>	<b>54</b>	<b>21.5</b>	<b>62.0</b>	<b>6.0</b>	<b>35.0</b>	<b>1</b>	<b>0</b>	<b>0</b>	<b>0</b>	<b>0</b>	<b>8</b>	<b>1</b>	<b>0</b>	<b>0</b>	<b>0</b>	<b>0</b>	<b>0</b>	<b>0</b>	<b>0</b>	<b>0</b>	<b>0</b>	<b>0</b>	

## COLLEGE 2023 GAME-BY-GAME STATISTICS (LSU)

DATE	OPPONENT	P/S	TACKLES							INTERCEPTIONS					O. FUMB				ST			MISC		SCORE				
			TK	S	A	SK	YDS	TFL	YDS	QBH	NO	YDS	LG	TD	PD	FF	FR	TD	YDS	TK	S	A	FF		FR	S	A	W/L
09/03	at Florida St.	P	2	1	1	0.0	0.0	1.0	4.0	0	0	0	0	0	0	0	0	0	0	0	0	0	0	0	0	0	W	45-24
09/09	Grambling	P	3	1	2	1.0	1.0	1.0	1.0	0	0	0	0	0	0	0	0	0	0	0	0	0	0	0	0	W	72-10	
09/16	at Mississippi St.	P	1	0	1	0.0	0.0	0.0	0.0	0	0	0	0	0	0	0	0	0	0	0	0	0	0	0	0	W	41-14	
09/23	Arkansas	P	3	0	3	0.0	0.0	0.5	2.0	0	0	0	0	0	0	0	0	0	0	0	0	0	0	0	0	W	34-31	
09/30	at Ole Miss	P	1	0	1	0.0	0.0	0.0	0.0	0	0	0	0	0	0	0	0	0	0	0	0	0	0	0	0	L	49-55	
10/07	at Missouri	P	1	1	0	0.0	0.0	1.0	1.0	0	0	0	0	0	0	0	0	0	0	0	0	0	0	0	0	W	49-39	
10/14	Auburn	P	4	0	4	0.0	0.0	0.0	0.0	0	0	0	0	0	1	0	0	0	0	0	0	0	0	0	0	W	48-18	
10/21	Army West Point	S	6	3	3	0.0	0.0	1.0	1.0	0	0	0	0	0	0	0	0	0	0	0	0	0	0	0	0	W	62-0	
11/04	at Alabama	S	1	0	1	0.0	0.0	0.0	0.0	0	0	0	0	0	0	0	0	0	0	0	0	0	0	0	0	L	28-42	
11/11	Florida	S	6	2	4	0.5	1.0	0.5	1.0	0	0	0	0	0	0	0	0	0	0	0	0	0	0	0	0	W	52-35	
11/18	Georgia St.	S	4	2	2	0.0	0.0	1.0	1.0	0	0	0	0	0	0	0	0	0	0	0	0	0	0	0	0	W	56-14	
11/25	Texas A&M	S	2	1	1	0.0	0.0	0.0	0.0	0	0	0	0	0	0	0	0	0	0	0	0	0	0	0	0	W	42-30	
01/01	Wisconsin	S	2	2	0	1.0	13.0	1.0	13.0	0	0	0	0	0	0	1	0	0	0	0	0	0	0	0	0	W	35-31	
<b>2023 TOTALS</b>		<b>13-6</b>	<b>36</b>	<b>13</b>	<b>23</b>	<b>2.5</b>	<b>15.0</b>	<b>7.0</b>	<b>24.0</b>	<b>0</b>	<b>0</b>	<b>0</b>	<b>0</b>	<b>0</b>	<b>1</b>	<b>1</b>	<b>0</b>	<b>0</b>	<b>0</b>	<b>0</b>	<b>0</b>	<b>0</b>	<b>0</b>	<b>0</b>	<b>0</b>	<b>0</b>	<b>11-2</b>	





# ANTONIO JOHNSON | 26

**POSITION:** SAFETY  
**HT:** 6-2 | **WT:** 198 | **DOB:** 10-29-2001  
**COLLEGE:** TEXAS A&M  
**HOMETOWN:** EAST ST. LOUIS, ILL.  
**ACQ:** D5-'23  
**EXP:** 2nd YEAR

Antonio\_johns0n  
 iamaj2x

## KEY TRANSACTIONS

- Originally drafted by Jacksonville in the 5th round (160 overall) of the 2023 Draft

## PRO

### 2023 (Jaguars)

- Appeared in 13 games with three starts as a rookie... Recorded 14 tackles (11 solo), three passes defended, two interceptions, one forced fumble and one quarterback hit... Added three tackles (two solo) on special teams
- 12/31 vs. CAR:** Started at safety and posted two solo tackles, one pass defended and one interception for a 27-yard gain... Was one of six rookies to record multiple interceptions this season
- 12/10 at CLE:** Posted two total tackles (one solo), one forced fumble, 1.0 sack and one pass defended
- 10/29 at PIT:** Recorded his first career interception, which he returned for 23 yards

## COLLEGE

- Played in 28 games making 22 starts in three years at Texas A&M
- Recorded 164 total tackles (97 solo), 14 tackles for loss and eight passes defended
- Was a member of the 2022 AP All-SEC First Team and 2021 PFF All-America First Team

## PERSONAL

- Finished his senior season at East St. Louis High School in Illinois as an Army All-American
- Played both offense and defense in high school, recording 98 tackles, two interceptions, 39 receptions for 830 yards, and scored seven touchdowns
- Has one dog named Rambo
- Favorite player growing up was Troy Polamalu

## ANTONIO JOHNSON'S NFL REGULAR SEASON DEFENSIVE STATISTICS

DATE	TEAM	GP	TACKLES								INTERCEPTIONS					O. FUMB				ST				MISC			
			GS	TK	S	A	TFL	YDS	SK	YDS	QBH	NO	YDS	LG	TD	PD	FF	FR	TD	YDS	TK	S	A	FF	FR	S	A
2023	Jaguars	13	3	14	11	3	0	0	1.0	4.0	1	2	50	27	0	3	1	0	0	0	3	2	1	0	0	0	0
<b>NFL TOTALS</b>		<b>13</b>	<b>3</b>	<b>14</b>	<b>11</b>	<b>3</b>	<b>0</b>	<b>0</b>	<b>1.0</b>	<b>4.0</b>	<b>1</b>	<b>2</b>	<b>50</b>	<b>27</b>	<b>0</b>	<b>3</b>	<b>1</b>	<b>0</b>	<b>0</b>	<b>0</b>	<b>3</b>	<b>2</b>	<b>1</b>	<b>0</b>	<b>0</b>	<b>0</b>	

### SINGLE-GAME HIGHS: DEFENSIVE

<b>Total Tackles</b>	5 vs. Cincinnati Bengals, Dec 04, 2023 2 at Tennessee Titans, Jan 07, 2024 ...3 more at 2.	<b>Interceptions</b>	1 vs. Carolina Panthers, Dec 31, 2023 1 at Pittsburgh Steelers, Oct 29, 2023
<b>Solo Tackles</b>	4 vs. Cincinnati Bengals, Dec 04, 2023 2 at Tennessee Titans, Jan 07, 2024 ...2 more at 2.	<b>Interception Return Yards</b>	27 vs. Carolina Panthers, Dec 31, 2023 23 at Pittsburgh Steelers, Oct 29, 2023
<b>Passes Defensed</b>	1 vs. Carolina Panthers, Dec 31, 2023 1 at Cleveland Browns, Dec 10, 2023 ...1 more at 1.	<b>Special Teams Tackles</b>	2 vs. San Francisco 49ers, Nov 12, 2023 1 vs. Tennessee Titans, Nov 19, 2023



2023 GAME-BY-GAME REGULAR-SEASON STATISTICS (JAGUARS)

DATE	OPPONENT	P/S	TACKLES							INTERCEPTIONS					O. FUMB				ST				MISC		W/L	SCORE						
			TK	S	A	SK	YDS	TFL	YDS	QBH	NO	YDS	LG	TD	PD	FF	FR	TD	YDS	TK	S	A	FF	FR			S	A				
09/10	at Colts																												W	31-21		
09/17	Chiefs																												L	9-17		
09/24	Texans																												L	17-37		
10/01	Falcons																												W	23-7		
10/08	at Bills	P	0	0	0	0.0	0.0	0	0	0	0	0	0	0	0	0	0	0	0	0	0	0	0	0	0	0	0	0	0	W	25-20	
10/15	Colts	P	0	0	0	0.0	0.0	0	0	0	0	0	0	0	0	0	0	0	0	0	0	0	0	0	0	0	0	0	0	W	37-20	
10/19	at Saints	P	0	0	0	0.0	0.0	0	0	0	0	0	0	0	0	0	0	0	0	0	0	0	0	0	0	0	0	0	0	W	31-24	
10/29	at Steelers	P	0	0	0	0.0	0.0	0	0	0	1	23	23	0	1	0	0	0	0	0	0	0	0	0	0	0	0	0	0	W	20-10	
11/12	49ers	P	0	0	0	0.0	0.0	0	0	0	0	0	0	0	0	0	0	0	0	0	0	2	1	1	0	0	0	0	0	0	L	3-34
11/19	Titans	P	0	0	0	0.0	0.0	0	0	0	0	0	0	0	0	0	0	0	0	0	0	1	1	0	0	0	0	0	0	0	W	34-14
11/26	at Texans	P	0	0	0	0.0	0.0	0	0	0	0	0	0	0	0	0	0	0	0	0	0	0	0	0	0	0	0	0	0	W	24-21	
12/04	Bengals	P	5	4	1	0.0	0.0	0	0	0	0	0	0	0	0	0	0	0	0	0	0	0	0	0	0	0	0	0	0	L	31-34+	
12/10	at Browns	P	2	1	1	1.0	4.0	0	0	1	0	0	0	0	1	1	0	0	0	0	0	0	0	0	0	0	0	0	0	L	27-31	
12/17	Ravens	P	1	0	1	0.0	0.0	0	0	0	0	0	0	0	0	0	0	0	0	0	0	0	0	0	0	0	0	0	0	L	7-23	
12/24	at Buccaneers	S	2	2	0	0.0	0.0	0	0	0	0	0	0	0	0	0	0	0	0	0	0	0	0	0	0	0	0	0	0	L	12-30	
12/31	Panthers	S	2	2	0	0.0	0.0	0	0	0	1	27	27	0	1	0	0	0	0	0	0	0	0	0	0	0	0	0	0	W	26-0	
01/07	at Titans	S	2	2	0	0.0	0.0	0	0	0	0	0	0	0	0	0	0	0	0	0	0	0	0	0	0	0	0	0	0	L	20-28	
<b>2023 TOTALS</b>			<b>13-3</b>	<b>14</b>	<b>11</b>	<b>3</b>	<b>1.0</b>	<b>4.0</b>	<b>0</b>	<b>0</b>	<b>1</b>	<b>2</b>	<b>50</b>	<b>27</b>	<b>0</b>	<b>3</b>	<b>1</b>	<b>0</b>	<b>0</b>	<b>0</b>	<b>3</b>	<b>2</b>	<b>1</b>	<b>0</b>	<b>0</b>	<b>0</b>	<b>0</b>	<b>0</b>	<b>0</b>	<b>9-8</b>		

+ - Overtime





# CALEB JOHNSON | 57

**POSITION:** LINEBACKER  
**HT:** 6-2 | **WT:** 220 | **DOB:** 7-28-1998  
**COLLEGE:** HOUSTON BAPTIST  
**HOMETOWN:** POINT LOMA, CALIF.  
**ACQ:** W (CHI)-'22  
**EXP:** 4th YEAR

caleb2raw  
 calebj\_\_

## KEY TRANSACTIONS

- Originally signed as a rookie free agent by Chicago on 5/14/21
- Claimed off of waivers by Jacksonville on 9/1/22
- Re-signed by Jacksonville on 3/13/24

## PRO

### 2023 (Jaguars)

- Saw action in all 17 games primarily on special teams... Recorded five special teams tackles (four solo)
- **9/10 at IND:** Saw action at linebacker and on special teams in season debut... Recorded one solo tackle on special teams

### 2022 (Jaguars)

- Saw action in 13 regular season games and both postseason games... In the regular season, on special teams, he posted 12 tackles (six solo) and one forced fumble... In the postseason he posted one special teams tackle
- **11/13 at K.C.:** Saw action on 17 special teams snaps and recorded two special teams tackles and one forced fumble
- **9/11 at WAS:** Saw action on 17 special teams snaps and recorded two special teams solo tackles

### 2021 (Bears)

- Played in 14 games with Chicago, primarily on special teams... Tallied seven special teams tackles and one fumble recovery
- **9/26/21 at CLE:** Recovered a fumble on special teams

## COLLEGE

- Three-year starter at Houston Baptist... Became the first player in Houston Baptist football's 11-year history to sign with an NFL team
- Named Southland Conference co-defensive player of the year in 2020 after recording 49 tackles while playing in just four games
- Ranks first all-time in school history with seven fumble recoveries, second with 10.0 sacks and third with 278 tackles

## CALEB JOHNSON'S NFL REGULAR SEASON DEFENSIVE STATISTICS

DATE	TEAM	GP	TACKLES							INTERCEPTIONS							O. FUMB					ST				MISC						
			GS	TK	S	A	TFL	YDS	SK	YDS	QBH	NO	YDS	LG	TD	PD	FF	FR	TD	YDS	TK	S	A	FF	FR	S	A					
2021	Bears	14	0	1	0	1	0	0	0.0	0.0	0	0	0	0	0	0	0	0	0	0	0	0	0	0	0	7	4	3	0	1	0	0
2022	Jaguars	13	0	0	0	0	0	0	0.0	0.0	0	0	0	0	0	0	0	0	0	0	0	0	0	0	16	10	6	1	0	0	0	
Went from Jacksonville to Chicago.																																
2022	Bears	0	0	0	0	0	0	0	0.0	0.0	0	0	0	0	0	0	0	0	0	0	0	0	0	0	0	0	0	0	0	0	0	
2022	TOTAL	13	0	0	0	0	0	0	0.0	0.0	0	0	0	0	0	0	0	0	0	0	0	0	0	0	16	10	6	1	0	0	0	
2023	Jaguars	17	0	0	0	0	0	0	0.0	0.0	0	0	0	0	0	0	0	0	0	0	0	0	0	0	5	4	1	0	0	0	0	
<b>NFL TOTALS</b>		<b>44</b>	<b>0</b>	<b>1</b>	<b>0</b>	<b>1</b>	<b>0</b>	<b>0</b>	<b>0.0</b>	<b>0.0</b>	<b>0</b>	<b>0</b>	<b>0</b>	<b>0</b>	<b>0</b>	<b>0</b>	<b>0</b>	<b>0</b>	<b>0</b>	<b>0</b>	<b>0</b>	<b>0</b>	<b>0</b>	<b>0</b>	<b>28</b>	<b>18</b>	<b>10</b>	<b>1</b>	<b>1</b>	<b>0</b>	<b>0</b>	

## CALEB JOHNSON'S NFL POSTSEASON DEFENSIVE STATISTICS

DATE	TEAM	GP	TACKLES							INTERCEPTIONS							O. FUMB					ST				MISC						
			GS	TK	S	A	TFL	YDS	SK	YDS	QBH	NO	YDS	LG	TD	PD	FF	FR	TD	YDS	TK	S	A	FF	FR	S	A					
2022	Jaguars	2	0	0	0	0	0	0	0.0	0.0	0	0	0	0	0	0	0	0	0	0	0	0	0	0	0	1	0	1	0	0	0	0
<b>NFL TOTALS</b>		<b>2</b>	<b>0</b>	<b>0</b>	<b>0</b>	<b>0</b>	<b>0</b>	<b>0</b>	<b>0.0</b>	<b>0.0</b>	<b>0</b>	<b>0</b>	<b>0</b>	<b>0</b>	<b>0</b>	<b>0</b>	<b>0</b>	<b>0</b>	<b>0</b>	<b>0</b>	<b>0</b>	<b>0</b>	<b>0</b>	<b>0</b>	<b>1</b>	<b>0</b>	<b>1</b>	<b>0</b>	<b>0</b>	<b>0</b>	<b>0</b>	

## SINGLE-GAME HIGHS: DEFENSIVE

**Total Tackles** 1 at Detroit Lions, Nov 25, 2021      **Special Teams Fumble Recoveries** 1 at Cleveland Browns, Sep 26, 2021  
**Special Teams Tackles** 3 vs. Detroit Lions, Oct 03, 2021  
 2 at Houston Texans, Jan 01, 2023  
 ...4 more at 2.

## SINGLE-GAME HIGHS - POSTSEASON: DEFENSIVE

**Special Teams Tackles** 1 at Kansas City Chiefs, Jan 21, 2023





**2023 GAME-BY-GAME REGULAR-SEASON STATISTICS (JAGUARS)**

DATE	OPPONENT	P/S	TACKLES							INTERCEPTIONS					O. FUMB				ST				MISC			SCORE		
			TK	S	A	SK	YDS	TFL	YDS	QBH	NO	YDS	LG	TD	PD	FF	FR	TD	YDS	TK	S	A	FF	FR	S		A	W/L
09/10	at Colts	P	0	0	0	0.0	0.0	0	0	0	0	0	0	0	0	0	0	0	0	1	1	0	0	0	0	0	W	31-21
09/17	Chiefs	P	0	0	0	0.0	0.0	0	0	0	0	0	0	0	0	0	0	0	0	0	0	0	0	0	0	0	L	9-17
09/24	Texans	P	0	0	0	0.0	0.0	0	0	0	0	0	0	0	0	0	0	0	0	1	0	1	0	0	0	0	L	17-37
10/01	Falcons	P	0	0	0	0.0	0.0	0	0	0	0	0	0	0	0	0	0	0	0	0	0	0	0	0	0	0	W	23-7
10/08	at Bills	P	0	0	0	0.0	0.0	0	0	0	0	0	0	0	0	0	0	0	0	0	0	0	0	0	0	0	W	25-20
10/15	Colts	P	0	0	0	0.0	0.0	0	0	0	0	0	0	0	0	0	0	0	0	0	0	0	0	0	0	0	W	37-20
10/19	at Saints	P	0	0	0	0.0	0.0	0	0	0	0	0	0	0	0	0	0	0	0	0	0	0	0	0	0	0	W	31-24
10/29	at Steelers	P	0	0	0	0.0	0.0	0	0	0	0	0	0	0	0	0	0	0	0	1	1	0	0	0	0	0	W	20-10
11/12	49ers	P	0	0	0	0.0	0.0	0	0	0	0	0	0	0	0	0	0	0	0	0	0	0	0	0	0	0	L	3-34
11/19	Titans	P	0	0	0	0.0	0.0	0	0	0	0	0	0	0	0	0	0	0	0	0	0	0	0	0	0	0	W	34-14
11/26	at Texans	P	0	0	0	0.0	0.0	0	0	0	0	0	0	0	0	0	0	0	0	0	0	0	0	0	0	0	W	24-21
12/04	Bengals	P	0	0	0	0.0	0.0	0	0	0	0	0	0	0	0	0	0	0	0	0	0	0	0	0	0	0	L	31-34+
12/10	at Browns	P	0	0	0	0.0	0.0	0	0	0	0	0	0	0	0	0	0	0	0	0	0	0	0	0	0	0	L	27-31
12/17	Ravens	P	0	0	0	0.0	0.0	0	0	0	0	0	0	0	0	0	0	0	0	0	0	0	0	0	0	0	L	7-23
12/24	at Buccaneers	P	0	0	0	0.0	0.0	0	0	0	0	0	0	0	0	0	0	0	0	1	1	0	0	0	0	0	L	12-30
12/31	Panthers	P	0	0	0	0.0	0.0	0	0	0	0	0	0	0	0	0	0	0	0	1	1	0	0	0	0	0	W	26-0
01/07	at Titans	P	0	0	0	0.0	0.0	0	0	0	0	0	0	0	0	0	0	0	0	0	0	0	0	0	0	0	L	20-28
<b>2023 TOTALS</b>			<b>17-0</b>	<b>0</b>	<b>0</b>	<b>0</b>	<b>0.0</b>	<b>0.0</b>	<b>0</b>	<b>0</b>	<b>0</b>	<b>0</b>	<b>0</b>	<b>0</b>	<b>0</b>	<b>0</b>	<b>0</b>	<b>0</b>	<b>0</b>	<b>5</b>	<b>4</b>	<b>1</b>	<b>0</b>	<b>0</b>	<b>0</b>	<b>0</b>	<b>0</b>	<b>9-8</b>

+ - Overtime





# D'ERNEST JOHNSON | 2

**POSITION:** RUNNING BACK  
**HT:** 5-10 | **WT:** 208 | **DOB:** 2-27-1996  
**COLLEGE:** SOUTH FLORIDA  
**HOMETOWN:** IMMOKALEE, FLA.  
**ACQ:** UFA (CLE) - '23  
**EXP:** 6th YEAR

D'ErnestJohnson2  
 d'ernestjohnson2

## KEY TRANSACTIONS

- Originally signed with Cleveland on 5/16/19 after going undrafted in 2018
- Signed with Jacksonville as an unrestricted free agent on 3/22/23
- Re-signed by Jacksonville on 3/13/24

## PRO

### 2023 (Jaguars)

- Appeared in 17 games and recorded 108 rushing yards on 41 attempts... He also recorded 10 receptions for 140 yards
- **11/26 at HOU:** Rushed for 19 yards on seven attempts... Recorded one reception for 42 yards... Saw action on special teams
- **11/19 vs. TEN:** Rushed for 20 yards on seven attempts... Posted one reception for 34 yards... Saw action on special teams
- **11/12 vs. S.F.:** Rushed for 12 yards on three attempts... Recorded two receptions for 28 yards... Saw action on special teams

### 2022 (Browns)

- Appeared in 15 games and rushed for 17 yards on four carries... Caught three passes for seven yards

### 2021 (Browns)

- Appeared in 17 games with two starts and rushed for 534 yards on 100 attempts and scored three touchdowns... Caught 19 passes for 137 yards
- Rushed for a career-high 146 yards on 22 carries and scored his first NFL touchdown against the Broncos on 10/21/21
- Returned six kickoffs for 139 yards

### 2020 (Browns)

- Appeared in 16 games and rushed for 166 yards on 33 attempts... Caught three passes for 14 yards
- Returned three punts for 13 yards and 14 kickoffs for 351 yards

### 2019 (Browns)

- Made his NFL debut in the season opener against Tennessee
- Appeared in 16 games and rushed for 21 yards on 4 carries... Caught six passes for 71 yards
- Returned two punts for nine yards and five kickoffs for 129 yards

## COLLEGE

- Appeared in 50 games and rushed for 1,796 yards on 421 carries and scored 16 touchdowns
- Caught 73 passes for 909 yards and scored 12 touchdowns
- Returned 28 punts for 289 yards and returned 49 kickoffs for 1,192 yards
- Finished as USF's career leader in all-purpose yards (4,186), receptions by a running back (73), and receiving yards by a running back (909)

## PERSONAL

- Before being signed in 2019, spent six weeks working on a fishing boat in Key West reeling in mahi mahi
- Worked as a personal trainer in Gainesville

## D'ERNEST JOHNSON'S NFL REGULAR SEASON RUSHING/RECEIVING STATISTICS

DATE	TEAM	GP	GS	RUSHING					RECEIVING				
				NO.	YDS.	AVG.	LG	TD	NO.	YDS.	AVG.	LG	TD
2019	Browns	16	0	4	21	5.3	13	0	6	71	11.8	27	0
2020	Browns	16	0	33	166	5.0	28	0	3	14	4.7	5	0
2021	Browns	17	2	100	534	5.3	30	3	19	137	7.2	18	0
2022	Browns	15	0	4	17	4.3	7	0	3	7	2.3	7	0
2023	Jaguars	17	0	41	108	2.6	19	0	10	140	14.0	42	0
<b>NFL TOTALS</b>		<b>81</b>	<b>2</b>	<b>182</b>	<b>846</b>	<b>4.6</b>	<b>30</b>	<b>3</b>	<b>41</b>	<b>369</b>	<b>9.0</b>	<b>42</b>	<b>0</b>



**D'ERNEST JOHNSON'S NFL POSTSEASON RUSHING/RECEIVING STATISTICS**

DATE	TEAM	RUSHING							RECEIVING				
		GP	GS	NO.	YDS.	AVG.	LG	TD	NO.	YDS.	AVG.	LG	TD
2020	Browns	2	0	0	0	0.0	0	0	0	0	0.0	0	0
<b>NFL TOTALS</b>		<b>2</b>	<b>0</b>	<b>0</b>	<b>0</b>	<b>0.0</b>	<b>0</b>	<b>0</b>	<b>0</b>	<b>0</b>	<b>0.0</b>	<b>0</b>	<b>0</b>

**D'ERNEST JOHNSON'S NFL REGULAR SEASON RETURN STATISTICS**

DATE	TEAM	KICKOFF RETURNS					PUNT RETURNS					
		RET.	YDS.	AVG.	LG	TD	NO.	FC	YDS.	AVG.	LG	TD
2019	Browns	5	129	25.8	47	0	2	1	9	4.5	9	0
2020	Browns	14	351	25.1	43	0	3	4	13	4.3	10	0
2021	Browns	6	139	23.2	29	0	0	0	0	0.0	0	0
2022	Browns	1	27	27.0	27	0	0	0	0	0.0	0	0
2023	Jaguars	7	126	18.0	22	0	0	0	0	0.0	0	0
<b>NFL TOTALS</b>		<b>33</b>	<b>772</b>	<b>23.4</b>	<b>47</b>	<b>0</b>	<b>5</b>	<b>5</b>	<b>22</b>	<b>4.4</b>	<b>10</b>	<b>0</b>

**D'ERNEST JOHNSON'S NFL POSTSEASON RETURN STATISTICS**

DATE	TEAM	KICKOFF RETURNS					PUNT RETURNS					
		RET.	YDS.	AVG.	LG	TD	NO.	FC	YDS.	AVG.	LG	TD
2020	Browns	5	120	24.0	33	0	0	0	0	0.0	0	0
<b>NFL TOTALS</b>		<b>5</b>	<b>120</b>	<b>24.0</b>	<b>33</b>	<b>0</b>	<b>0</b>	<b>0</b>	<b>0</b>	<b>0.0</b>	<b>0</b>	<b>0</b>

**SINGLE-GAME HIGHS: RUSHING/RECEIVING**

<b>Rush Attempts</b>	25 vs. Cincinnati Bengals, Jan 09, 2022 22 vs. Denver Broncos, Oct 21, 2021	<b>Kickoff Returns</b>	5 at Pittsburgh Steelers, Jan 03, 2022 4 vs. Pittsburgh Steelers, Jan 03, 2021
<b>Rushing Yards</b>	146 vs. Denver Broncos, Oct 21, 2021 123 vs. Cincinnati Bengals, Jan 09, 2022	<b>Kickoff Return Yards</b>	113 at Pittsburgh Steelers, Jan 03, 2022 107 vs. Pittsburgh Steelers, Jan 03, 2021
<b>Rushing Average</b>	7.3 at Dallas Cowboys, Oct 04, 2020 6.6 vs. Denver Broncos, Oct 21, 2021	<b>Longest Kickoff Return</b>	47 at Cincinnati Bengals, Dec 29, 2019 43 at Jacksonville Jaguars, Nov 29, 2020
<b>Longest Runs</b>	30 at Green Bay Packers, Dec 25, 2021 28 vs. Indianapolis Colts, Oct 11, 2020 ...1 more at 28.	<b>Fair Catches</b>	4 at New York Jets, Dec 27, 2020 1 at Cincinnati Bengals, Dec 29, 2019
<b>Rushing TDs</b>	1 vs. Cincinnati Bengals, Jan 09, 2022 1 vs. Pittsburgh Steelers, Oct 31, 2021 ...1 more at 1.	<b>Punt Return Yards</b>	13 at New York Jets, Dec 27, 2020 9 at Cincinnati Bengals, Dec 29, 2019
<b>Receptions</b>	7 at New England Patriots, Nov 14, 2021 4 vs. Las Vegas Raiders, Dec 20, 2021	<b>Longest Punt Return</b>	10 at New York Jets, Dec 27, 2020 9 at Cincinnati Bengals, Dec 29, 2019
<b>Receiving Yards</b>	58 at New England Patriots, Nov 14, 2021 42 at Houston Texans, Nov 26, 2023 ...1 more at 42.	<b>Punt Returns</b>	2 at New York Jets, Dec 27, 2020 1 vs. Washington Football Team, Sep 27, 2020 ...2 more at 1.
<b>Receiving Average</b>	14.0 at New York Jets, Sep 16, 2019 8.3 at New England Patriots, Nov 14, 2021	<b>Kickoff Return Average</b>	31.0 at Jacksonville Jaguars, Nov 29, 2020 26.8 vs. Pittsburgh Steelers, Jan 03, 2021
<b>Longest Receptions</b>	42 at Houston Texans, Nov 26, 2023 34 vs. Tennessee Titans, Nov 19, 2023	<b>Special Teams Tackles</b>	2 at Cincinnati Bengals, Dec 29, 2019 1 at Minnesota Vikings, Oct 03, 2021 ...5 more at 1.
<b>All-Purpose Yards</b>	168 vs. Denver Broncos, Oct 21, 2021 157 at New England Patriots, Nov 14, 2021	<b>Most TDs</b>	1 vs. Cincinnati Bengals, Jan 09, 2022 1 vs. Pittsburgh Steelers, Oct 31, 2021 ...1 more at 1.

**SINGLE-GAME HIGHS - POSTSEASON: RUSHING/RECEIVING**

<b>All-Purpose Yards</b>	83 at Pittsburgh Steelers, Jan 10, 2021 37 at Kansas City Chiefs, Jan 17, 2021	<b>Longest Kickoff Return</b>	33 at Pittsburgh Steelers, Jan 10, 2021 30 at Pittsburgh Steelers, Jan 10, 2021
<b>Kickoff Returns</b>	3 at Pittsburgh Steelers, Jan 10, 2021 2 at Kansas City Chiefs, Jan 17, 2021	<b>Kickoff Return Average</b>	27.7 at Pittsburgh Steelers, Jan 10, 2021
<b>Kickoff Return Yards</b>	83 at Pittsburgh Steelers, Jan 10, 2021 37 at Kansas City Chiefs, Jan 17, 2021	<b>Special Teams Tackles</b>	3 at Pittsburgh Steelers, Jan 10, 2021 1 at Kansas City Chiefs, Jan 17, 2021

**100-YARD RUSHING GAMES (2): REGULAR SEASON**

DATE	TEAM	ATT.	YDS.	AVG.	LG	TD
10/21/21	BRONCOS	22	146	6.6	20	1
01/09/22	BENGALS	25	123	4.9	13	1



**2023 GAME-BY-GAME REGULAR-SEASON STATISTICS (JAGUARS)**

DATE	OPPONENT	P/S	RUSHING					RECEIVING					W/L	SCORE
			NO.	YDS.	AVG.	LG	TD	NO.	YDS.	AVG.	LG	TD		
09/10	at Colts	P	1	-4	-4.0	-4	0	0	0	0.0	0	0	W	31-21
09/17	Chiefs	P	1	8	8.0	8	0	1	9	9.0	9	0	L	9-17
09/24	Texans	P	3	6	2.0	3	0	2	6	3.0	6	0	L	17-37
10/01	Falcons	P	1	-2	-2.0	-2	0	0	0	0.0	0	0	W	23-7
10/08	at Bills	P	0	0	0.0	0	0	0	0	0.0	0	0	W	25-20
10/15	Colts	P	1	19	19.0	19	0	0	0	0.0	0	0	W	37-20
10/19	at Saints	P	0	0	0.0	0	0	0	0	0.0	0	0	W	31-24
10/29	at Steelers	P	2	8	4.0	4	0	0	0	0.0	0	0	W	20-10
11/12	49ers	P	3	12	4.0	5	0	2	28	14.0	15	0	L	3-34
11/19	Titans	P	7	20	2.9	9	0	1	34	34.0	34	0	W	34-14
11/26	at Texans	P	7	19	2.7	7	0	1	42	42.0	42	0	W	24-21
12/04	Bengals	P	5	4	0.8	4	0	1	5	5.0	5	0	L	31-34+
12/10	at Browns	P	3	12	4.0	6	0	2	16	8.0	10	0	L	27-31
12/17	Ravens	P	2	5	2.5	4	0	0	0	0.0	0	0	L	7-23
12/24	at Buccaneers	P	1	2	2.0	2	0	0	0	0.0	0	0	L	12-30
12/31	Panthers	P	3	0	0.0	1	0	0	0	0.0	0	0	W	26-0
01/07	at Titans	P	1	-1	-1.0	-1	0	0	0	0.0	0	0	L	20-28
<b>2023 TOTALS</b>		<b>17-0</b>	<b>41</b>	<b>108</b>	<b>2.6</b>	<b>19</b>	<b>0</b>	<b>10</b>	<b>140</b>	<b>14.0</b>	<b>42</b>	<b>0</b>	<b>9-8</b>	

+ - Overtime







# JARRIAN JONES | 22

**POSITION:** CORNERBACK  
**HT:** 5-11 | **WT:** 190 | **DOB:** 5-8-2001  
**COLLEGE:** FLORIDA STATE  
**HOMETOWN:** MAGEE, MISS.  
**ACQ:** D3-'24  
**EXP:** R

Twitter: @JarrianJones  
 Instagram: @iamjarrianjones

## KEY TRANSACTIONS

- Originally drafted by Jacksonville in the third round (96th overall) in the 2024 draft

## COLLEGE

- Appeared in 55 games with 29 starts and recorded 96 tackles, 12 passes defended, five interceptions, 5.5 tackles for loss, two fumble recoveries and 1.0 sack at Florida State
- During his senior season (2023), he was named honorable mention all ACC and was awarded the Bobby Bowden Leadership Award
- First player in FSU history with 1.0 sack, one tackle for loss, one forced fumble, one fumble recovery and one interception in a single game
- Spent the 2019 season at Mississippi State before transferring to Florida State

## PERSONAL

- Son of Rhonda Jones and Andrew Jones
- Attended Northwest Rankin High School in Flowood, Mississippi
- Rated as a four-star prospect and No. 13 in Mississippi by 247Sports and ESPN

### JARRIAN JONES' COLLEGE DEFENSIVE STATISTICS

DATE	TEAM	GP	TACKLES							INTERCEPTIONS						O. FUMB				ST				MISC				
			GS	TK	S	A	TFL	YDS	SK	YDS	QBH	NO	YDS	LG	TD	PD	FF	FR	TD	YDS	TK	S	A	FF	FR	S	A	
2019	Mississippi St.	11	1	12	7	5	0.0	0.0	0.0	0.0	0	0	0	0	2	0	1	0	0	0	0	0	0	0	0	0	0	0
2020	Florida St.	7	2	17	10	7	0.0	0.0	0.0	0	0	0	0	1	0	0	0	0	0	0	0	0	0	0	0	0	0	
2021	Florida St.	12	6	22	18	4	0.5	1.0	0.0	0.0	0	1	0	0	2	0	0	0	0	0	0	0	0	0	0	0	0	
2022	Florida St.	12	10	19	13	6	0.0	0.0	0.0	0.0	0	1	0	0	4	0	0	0	0	0	0	0	0	0	0	0	0	
2023	Florida St.	13	9	25	16	9	5.0	22.0	1.0	13.0	0	3	32	30	1	3	1	1	0	3	0	0	0	0	0	0	0	
<b>TOTALS</b>		<b>55</b>	<b>28</b>	<b>95</b>	<b>64</b>	<b>31</b>	<b>5.5</b>	<b>23.0</b>	<b>1.0</b>	<b>13.0</b>	<b>0</b>	<b>5</b>	<b>32</b>	<b>30</b>	<b>1</b>	<b>12</b>	<b>1</b>	<b>2</b>	<b>0</b>	<b>3</b>	<b>0</b>	<b>0</b>	<b>0</b>	<b>0</b>	<b>0</b>	<b>0</b>	<b>0</b>	

### COLLEGE 2023 GAME-BY-GAME STATISTICS (FLORIDA ST.)

DATE	OPPONENT	P/S	TACKLES							INTERCEPTIONS						O. FUMB				ST				MISC				
			TK	S	A	SK	YDS	TFL	YDS	QBH	NO	YDS	LG	TD	PD	FF	FR	TD	YDS	TK	S	A	FF	FR	S	A	W/L	SCORE
09/03	LSU	P	5	4	1	0.0	0.0	0.0	0.0	0	0	0	0	0	0	0	0	0	0	0	0	0	0	0	0	0	L	24-45
09/09	Southern Miss.	P	1	1	0	0.0	0.0	0.0	0.0	0	1	30	30	1	0	0	0	0	0	0	0	0	0	0	0	0	W	66-13
09/16	at Boston College	P	3	3	0	0.0	0.0	1.0	1.0	0	0	0	0	0	0	0	0	0	0	0	0	0	0	0	0	W	31-29	
09/23	at Clemson	S	1	1	0	0.0	0.0	0.0	0.0	0	0	0	0	0	1	0	0	0	0	0	0	0	0	0	0	W	31-24	
10/07	Virginia Tech	S	3	2	1	0.0	0.0	0.0	0.0	0	0	0	0	0	1	0	0	0	0	0	0	0	0	0	0	W	39-17	
10/14	Syracuse	S	2	1	1	0.0	0.0	0.0	0.0	0	0	0	0	0	0	0	0	0	0	0	0	0	0	0	0	W	41-3	
10/21	Duke	S	1	0	1	0.0	0.0	0.0	0.0	0	0	0	0	0	0	0	0	0	0	0	0	0	0	0	0	W	38-20	
10/28	at Wake Forest	S	2	0	2	0.0	0.0	0.0	0.0	0	0	0	0	0	0	0	0	0	0	0	0	0	0	0	0	W	41-16	
11/04	at Pittsburgh		DID NOT PLAY (NON-INJURY)																							W	24-7	
11/11	Miami (FL)	S	1	0	1	0.0	0.0	0.0	0.0	0	1	0	0	0	0	0	0	0	0	0	0	0	0	0	0	W	27-20	
11/18	North Ala.	S	3	3	0	1.0	13.0	3.0	16.0	0	1	2	2	0	0	1	1	0	3	0	0	0	0	0	0	W	58-13	
11/25	at Florida	S	2	1	1	0.0	0.0	1.0	5.0	0	0	0	0	0	1	0	0	0	0	0	0	0	0	0	0	W	24-15	
12/02	Louisville	S	1	0	1	0.0	0.0	0.0	0.0	0	0	0	0	0	0	0	0	0	0	0	0	0	0	0	0	W	16-6	
12/30	Georgia	P	0	0	0	0.0	0.0	0.0	0.0	0	0	0	0	0	0	0	0	0	0	0	0	0	0	0	0	L	3-63	
<b>2023 TOTALS</b>		<b>13-9</b>	<b>25</b>	<b>16</b>	<b>9</b>	<b>1.0</b>	<b>13.0</b>	<b>5.0</b>	<b>22.0</b>	<b>0</b>	<b>3</b>	<b>32</b>	<b>30</b>	<b>1</b>	<b>3</b>	<b>1</b>	<b>1</b>	<b>0</b>	<b>3</b>	<b>0</b>	<b>0</b>	<b>0</b>	<b>0</b>	<b>0</b>	<b>0</b>	<b>12-2</b>		





## MAC JONES | 10

**POSITION:** QUARTERBACK  
**HT:** 6-3 | **WT:** 220 | **DOB:** 9-5-1998  
**COLLEGE:** ALABAMA  
**HOMETOWN:** JACKSONVILLE, FLA.  
**ACQ:** T (N.E.)-'24  
**EXP:** 4th YEAR

 @MacJones\_10  
 @macjones\_10

### KEY TRANSACTIONS:

- Selected in the first round (15th overall) in the 2021 NFL Draft
- Acquired via trade by Jacksonville on 3/14/24

### PRO

#### 2023 (Patriots)

- Started in all 11 games he participated in... Completed 224-of-345 passes for 2,120 yards for 10 touchdowns and recorded 96 rushing yards on 26 attempts
- **10/22 vs. BUF:** Recorded 25 completions on 30 attempts for 272 yards and two touchdowns... Posted a season-best completion percentage (83.3)
- **9/10 vs. PHI:** Set a career-high in pass attempts and completions going 35-54 and a season-high three passing touchdowns with three... Threw for 316 yards, marking the fifth time in his career completing over 300 yards in a single game

#### 2022 (Patriots)

- Named co-captain for the 2022 season
- Started in all 14 games he participated in... Completed 288-442 passes for 2,997 yards with 14 touchdowns and recorded 102 rushing yards on 47 attempts
- Posted four games throwing for multiple touchdowns in the regular season
- **11/24 at MIN:** Recorded a career-high 382 passing yards and two touchdowns on 28 completions... Marked the second time recording at least 300 passing yards in a single game
- **9/25 vs. BAL:** Completed 22 passes on 32 attempts for 321 yards

#### 2021 (Patriots)

- Selected to the Pro Bowl and to the PFWA All-Rookie Team
- Started all 17 games and completed 352-of-521 passes for 3,801 yards with 22 touchdowns. Additionally, he had 44 rushing attempts for 129 yards
- He helped lead the Patriots to a 10-7 record and became the 12th rookie quarterback since 1970 to lead his team to a winning record and the eighth to lead his team to 10 or more wins during his rookie season
- **1/25 at BUF:** Completed 24 passes on 38 attempts for 232 yards and two touchdowns in first NFL playoff appearance

### COLLEGE

- Started during the 2020 BCS National Championship, where Alabama defeated Ohio State, 52-24
- Consensus first-team All-America and All-SEC first-team selection as a redshirt junior 2020
- Recorded four of the program's 400-plus yard passing performances in team history, most by any one quarterback at Alabama and tied for the most in a single-season in SEC history
- Led all Division I quarterbacks with a school-record 4,500 yards passing on 311-of-402 attempts with 41 touchdown passes and four interceptions in 2020
- Set the NCAA single-season completion percentage record (77.4) in 2020

### PERSONAL

- Born Michael McCorkle Jones on September 5, 1998, to parents Gordon and Holly Jones
- Father played tennis at Florida State University and Flagler College. Brother, Will, played soccer at Mercer University, while his sister, Sarah Jane, played tennis for the College of Charleston
- Selected by USA Football to play on the U.S. Under-19 National Team at the 2017 North American Championship against Canada
- Helped lead The Bolles School to the Florida 4A State Championship game as a senior in 2016, passing for 1,532 yards and 29 touchdowns
- Threw for 2,150 yards and 26 touchdowns as a junior in 2015, taking the Bulldogs to the state regional finals



**MAC JONES' NFL REGULAR SEASON PASSING STATISTICS**

DATE	TEAM	GP	GS	ATT.	CMP.	PCT.	YDS	AVG.	TD	INT.	LG	SK	LST	RATE
2021	Patriots	17	17	521	352	67.6	3,801	7.3	22	13	75t	28	241	92.5
2022	Patriots	14	14	442	288	65.2	2,997	6.8	14	11	48t	34	231	84.8
2023	Patriots	11	11	345	224	64.9	2,120	6.1	10	12	58t	22	127	77.0
<b>TOTALS</b>		<b>42</b>	<b>42</b>	<b>1,308</b>	<b>864</b>	<b>66.1</b>	<b>8,918</b>	<b>6.8</b>	<b>46</b>	<b>36</b>	<b>75T</b>	<b>84</b>	<b>599</b>	<b>85.8</b>

**MAC JONES' NFL POSTSEASON PASSING STATISTICS**

DATE	TEAM	GP	GS	ATT.	CMP.	PCT.	YDS	AVG.	TD	INT.	LG	SK	LST	RATE
2021	Patriots	1	1	38	24	63.2	232	6.1	2	2	43	3	16	75.8
<b>TOTALS</b>		<b>1</b>	<b>1</b>	<b>38</b>	<b>24</b>	<b>63.2</b>	<b>232</b>	<b>6.1</b>	<b>2</b>	<b>2</b>	<b>43</b>	<b>3</b>	<b>16</b>	<b>75.8</b>

**MAC JONES' NFL REGULAR SEASON RUSHING STATISTICS**

DATE	TEAM	NO.	YDS.	AVG.	LG	TD
2021	Patriots	44	129	2.9	13	0
2022	Patriots	47	102	2.2	15	1
2023	Patriots	26	96	3.7	18	0
<b>TOTALS</b>		<b>117</b>	<b>327</b>	<b>2.8</b>	<b>18</b>	<b>1</b>

**MAC JONES' NFL POSTSEASON RUSHING STATISTICS**

DATE	TEAM	NO.	YDS.	AVG.	LG	TD
2021	Patriots	2	18	9.0	16	0
<b>TOTALS</b>		<b>2</b>	<b>18</b>	<b>9.0</b>	<b>16</b>	<b>0</b>

**MAC JONES' NFL REGULAR SEASON PASSING/RUSHING STATISTICS**

DATE	TEAM	GP	GS	PASSING											RUSHING				
				ATT.	CMP.	PCT.	YDS	AVG.	TD	INT.	LG	SK	LST	RATE	NO.	YDS.	AVG.	LG	TD
2021	Patriots	17	17	521	352	67.6	3,801	7.3	22	13	75t	28	241	92.5	44	129	2.9	13	0
2022	Patriots	14	14	442	288	65.2	2,997	6.8	14	11	48t	34	231	84.8	47	102	2.2	15	1
2023	Patriots	11	11	345	224	64.9	2,120	6.1	10	12	58t	22	127	77.0	26	96	3.7	18	0
<b>TOTALS</b>		<b>42</b>	<b>42</b>	<b>1,308</b>	<b>864</b>	<b>66.1</b>	<b>8,918</b>	<b>6.8</b>	<b>46</b>	<b>36</b>	<b>75T</b>	<b>84</b>	<b>599</b>	<b>85.8</b>	<b>117</b>	<b>327</b>	<b>2.8</b>	<b>18</b>	<b>1</b>

**MAC JONES' NFL POSTSEASON PASSING/RUSHING STATISTICS**

DATE	TEAM	GP	GS	PASSING											RUSHING				
				ATT.	CMP.	PCT.	YDS	AVG.	TD	INT.	LG	SK	LST	RATE	NO.	YDS.	AVG.	LG	TD
2021	Patriots	1	1	38	24	63.2	232	6.1	2	2	43	3	16	75.8	2	18	9.0	16	0
<b>TOTALS</b>		<b>1</b>	<b>1</b>	<b>38</b>	<b>24</b>	<b>63.2</b>	<b>232</b>	<b>6.1</b>	<b>2</b>	<b>2</b>	<b>43</b>	<b>3</b>	<b>16</b>	<b>75.8</b>	<b>2</b>	<b>18</b>	<b>9.0</b>	<b>16</b>	<b>0</b>

**SINGLE-GAME HIGHS: QUARTERBACK**

<b>Pass Attempts</b>	54 vs. Philadelphia Eagles, Sep 10, 2023 51 vs. New Orleans Saints, Sep 26, 2021	<b>Passer Rating</b>	142.1 vs. Cleveland Browns, Nov 14, 2021 128.1 vs. Jacksonville Jaguars, Jan 02, 2022
<b>Pass Completions</b>	35 vs. Philadelphia Eagles, Sep 10, 2023 31 vs. Miami Dolphins, Sep 17, 2023 ...1 more at 31.	<b>Rush Attempts</b>	7 at New York Jets, Oct 30, 2022 7 at Pittsburgh Steelers, Sep 18, 2022
<b>Yards Passing</b>	382 at Minnesota Vikings, Nov 24, 2022 321 vs. Baltimore Ravens, Sep 25, 2022	<b>Rushing Yards</b>	33 vs. Buffalo Bills, Dec 26, 2021 31 vs. Baltimore Ravens, Sep 25, 2022
<b>TD Passes</b>	3 vs. Philadelphia Eagles, Sep 10, 2023 3 at Buffalo Bills, Jan 08, 2023 ...2 more at 3.	<b>Rushing Average</b>	2.7 at New York Jets, Oct 30, 2022 0.9 at Pittsburgh Steelers, Sep 18, 2022
<b>Long Passes</b>	75t vs. Dallas Cowboys, Oct 17, 2021 58t at New York Jets, Sep 24, 2023	<b>Longest Runs</b>	18 vs. Miami Dolphins, Sep 17, 2023 15 vs. Indianapolis Colts, Nov 12, 2023 ...1 more at 15.
<b>Completion Percentage</b>	85.2 vs. New York Jets, Nov 20, 2022 84.6 at Atlanta Falcons, Nov 18, 2021	<b>Rushing TDs</b>	1 vs. Baltimore Ravens, Sep 25, 2022

**SINGLE-GAME HIGHS - POSTSEASON: QUARTERBACK**

<b>Pass Attempts</b>	38 at Buffalo Bills, Jan 15, 2022	<b>Completion Percentage</b>	63.2 at Buffalo Bills, Jan 15, 2022
<b>Pass Completions</b>	24 at Buffalo Bills, Jan 15, 2022	<b>Passer Rating</b>	75.8 at Buffalo Bills, Jan 15, 2022
<b>Yards Passing</b>	232 at Buffalo Bills, Jan 15, 2022	<b>Rush Attempts</b>	2 at Buffalo Bills, Jan 15, 2022
<b>TD Passes</b>	2 at Buffalo Bills, Jan 15, 2022	<b>Rushing Yards</b>	18 at Buffalo Bills, Jan 15, 2022
<b>Long Passes</b>	43 at Buffalo Bills, Jan 15, 2022 30 at Buffalo Bills, Jan 15, 2022	<b>Longest Runs</b>	16 at Buffalo Bills, Jan 15, 2022 2 at Buffalo Bills, Jan 15, 2022



**300-YARD PASSING GAMES (5): REGULAR SEASON**

DATE	TEAM	NO.	YDS.	AVG.	LG	TD
10/24/21	JETS	24	307	12.8	46	2
11/28/21	TITANS	23	310	13.5	41t	2
09/25/22	RAVENS	22	321	14.6	40	0
11/24/22	at Vikings	28	382	13.6	40	2
09/10/23	EAGLES	35	316	9.0	32	3

**2023 GAME-BY-GAME REGULAR-SEASON STATISTICS (PATRIOTS)**

DATE	OPPONENT	P/S	PASSING											RUSHING					SCORE
			ATT	CMP	YDS	PCT	Y/A	Y/C	TD	INT	LG	SK/YD	RATE	ATT	YDS	LG	TD	W/L	
09/10	Eagles	S	54	35	316	64.8	5.9	9.0	3	1	32	2/10	91.3	2	15	8	0	L	20-25
09/17	Dolphins	S	42	31	231	73.8	5.5	7.5	1	1	14	4/31	84.5	5	25	18	0	L	17-24
09/24	at Jets	S	29	15	201	51.7	6.9	13.4	1	0	58t	0/0	85.6	4	13	8	0	W	15-10
10/01	at Cowboys	S	21	12	150	57.1	7.1	12.5	0	2	42	1/0	39.9	3	7	4	0	L	3-38
10/08	Saints	S	22	12	110	54.5	5.0	9.2	0	2	28	2/21	30.5	1	0	0	0	L	0-34
10/15	at Raiders	S	33	24	200	72.7	6.1	8.3	0	1	36	3/19	75.3	1	-1	-1	0	L	17-21
10/22	Bills	S	30	25	272	83.3	9.1	10.9	2	0	34	1/4	126.7	3	11	5	0	W	29-25
10/29	at Dolphins	S	29	19	161	65.5	5.6	8.5	2	1	24t	3/20	88.4	1	-2	-2	0	L	17-31
11/05	Commanders	S	44	24	220	54.5	5.0	9.2	1	1	20	0/0	66.5	3	3	3	0	L	17-20
11/12	Colts	S	20	15	170	75.0	8.5	11.3	0	1	30	5/22	79.2	3	25	15	0	L	6-10
11/26	at Giants	S	21	12	89	57.1	4.2	7.4	0	2	19	1/0	27.8	0	0	0	0	L	7-10
12/03	Chargers																	L	0-6
12/07	at Steelers																	W	21-18
12/17	Chiefs																	L	17-27
12/24	at Broncos																	W	26-23
12/31	at Bills																	L	21-27
01/07	Jets																	L	3-17
<b>2023 TOTALS</b>			<b>11-11</b>	<b>345</b>	<b>224</b>	<b>2,120</b>	<b>64.9</b>	<b>6.1</b>	<b>9.5</b>	<b>10</b>	<b>12</b>	<b>58T</b>	<b>22/127</b>	<b>77.0</b>	<b>26</b>	<b>96</b>	<b>18</b>	<b>0</b>	<b>4-13</b>







# STEVEN JONES | 64

**POSITION:** OFFENSIVE LINEMAN  
**HT:** 6-5 | **WT:** 342 | **DOB:** 9-6-2000  
**COLLEGE:** OREGON  
**HOMETOWN:** TEMECULA, CALIF.  
**ACQ:** UDFA-'24  
**EXP:** R

@Steven\_Jones74  
 @steven.jones74

## KEY TRANSACTIONS

- Originally signed as an undrafted free agent with Jacksonville on 4/30/24

## COLLEGE

- In 2023, he was named Associated Press All-Pac 12 First-Team and Pro Football Focus All-Pac 12 First-team
- Last season (2023), he ranked fifth among all FBS offensive linemen and second among all guards with a 90.8 pass-blocking grade from Pro Football Focus
- Appeared in 49 games during his time at Oregon (2018-23)

## PERSONAL

- Attended Chaparral High School (Temecula, Calif.) and was rated the top offensive guard in the state of California (2017)
- Named First-Team All-Southwestern League as a senior (2017)

### STEVEN JONES' COLLEGE STATISTICS

DATE	TEAM	GP	GS
2018	Oregon	5	1
2019	Oregon	4	0
2020	Oregon	7	1
2021	Oregon	14	13
2022	Oregon	5	4
2023	Oregon	13	13
<b>TOTALS</b>		<b>48</b>	<b>32</b>

### COLLEGE 2023 GAME-BY-GAME STATISTICS (OREGON)

DATE	OPPONENT	P/S	W/L	SCORE
09/02	Portland St.		W	81-7
09/09	at Texas Tech	S	W	38-30
09/16	Hawaii	S	W	55-10
09/23	Colorado	S	W	42-6
09/30	at Stanford	S	W	42-6
10/14	at Washington	S	L	33-36
10/21	Washington St.	S	W	38-24
10/28	at Utah	S	W	35-6
11/04	California	S	W	63-19
11/11	Southern California	S	W	36-27
11/18	at Arizona St.	S	W	49-13
11/24	Oregon St.	S	W	31-7
12/01	at Washington	S	L	31-34
01/01	Liberty	S	W	45-6
<b>2023 TOTALS</b>		<b>13-13</b>	<b>12-2</b>	





# TIM JONES | 15

**POSITION:** WIDE RECEIVER  
**HT:** 6-1 | **WT:** 200 | **DOB:** 5-15-1998  
**COLLEGE:** SOUTHERN MISSISSIPPI  
**HOMETOWN:** BILOXI, MISS.  
**ACQ:** FA-'21  
**EXP:** 4th YEAR

@Timnjones5  
 @timnjones

## KEY TRANSACTIONS

- Originally signed with Jacksonville as an undrafted free agent on 5/1/2021

## PRO

### 2023 (Jaguars)

- Saw action in 17 games with two starts... Hauled in 11 receptions for 83 yards
- 12/24 at T.B.:** Recorded three receptions for 32 yards and saw action on special teams
- 11/12 vs. S.F.:** Posted two receptions for 17 yards and saw action on special teams
- 10/19 at N.O.:** Recorded two receptions for 17 yards, one of which was on a fake punt... Saw action on special teams

### 2022 (Jaguars)

- Saw action in 17 regular season games with one start and both postseason games... In the regular season he recorded three receptions for 30 yards and three special teams tackles (one solo)... In the postseason he recorded one special teams tackle
- 10/16 at IND:** Saw action at wide receiver and on special teams... Caught one pass for 20 yards
- 10/2 at PHI:** Made his first career NFL start at wide receiver and saw action on special teams

### 2021 (Jaguars)

- Spent season on the practice squad

## COLLEGE

- At Southern Mississippi, played in six games during his senior campaign... Caught 30 passes for 480 yards and a career-best four touchdown receptions during the season... Finished his four-year career fourth in receptions at the school (150)
- Started in all 13 games his junior year and was voted Second Team All-Conference USA... Led the team in receptions (73) and second in receiving yards (902)

## PERSONAL

- Second-team Class 6A All-State selection by the Mississippi Association of Coaches at wide receiver
- Selected first-team 4-6A All-Region
- Finished prep career with 209 catches for 3,524 yards and 29 touchdowns
- Jones is an avid fisherman

### TIM JONES' NFL REGULAR SEASON RUSHING/RECEIVING STATISTICS

DATE	TEAM	GP	GS	RECEIVING					RUSHING				
				NO.	YDS.	AVG.	LG	TD	NO.	YDS.	AVG.	LG	TD
2021	Jaguars	0	0	0	0	0.0	0	0	0	0	0.0	0	0
2022	Jaguars	17	1	3	30	10.0	20	0	0	0	0.0	0	0
2023	Jaguars	17	2	11	83	7.5	15	0	0	0	0.0	0	0
<b>NFL TOTALS</b>		<b>34</b>	<b>3</b>	<b>14</b>	<b>113</b>	<b>8.1</b>	<b>20</b>	<b>0</b>	<b>0</b>	<b>0</b>	<b>0.0</b>	<b>0</b>	<b>0</b>

### TIM JONES' NFL POSTSEASON RUSHING/RECEIVING STATISTICS

DATE	TEAM	GP	GS	RECEIVING					RUSHING				
				NO.	YDS.	AVG.	LG	TD	NO.	YDS.	AVG.	LG	TD
2022	Jaguars	2	0	0	0	0.0	0	0	0	0	0.0	0	0
<b>NFL TOTALS</b>		<b>2</b>	<b>0</b>	<b>0</b>	<b>0</b>	<b>0.0</b>	<b>0</b>	<b>0</b>	<b>0</b>	<b>0</b>	<b>0.0</b>	<b>0</b>	<b>0</b>



**SINGLE-GAME HIGHS: RECEIVING**

**Receptions** 3 at Tampa Bay Buccaneers, Dec 24, 2023  
 2 vs. San Francisco 49ers, Nov 12, 2023  
 ...2 more at 2.

**Receiving Yards** 32 at Tampa Bay Buccaneers, Dec 24, 2023  
 20 at Indianapolis Colts, Oct 16, 2022

**Receiving Average** 10.7 at Tampa Bay Buccaneers, Dec 24, 2023

**Longest Receptions** 20 at Indianapolis Colts, Oct 16, 2022  
 15 at Tampa Bay Buccaneers, Dec 24, 2023

**All-Purpose Yards** 32 at Tampa Bay Buccaneers, Dec 24, 2023  
 20 at Indianapolis Colts, Oct 16, 2022

**Special Teams Tackles** 1 at New York Jets, Dec 22, 2022  
 1 vs. Baltimore Ravens, Nov 27, 2022  
 ...1 more at 1.

**SINGLE-GAME HIGHS - POSTSEASON: RUSHING/RECEIVING**

**Special Teams Tackles** 1 vs. Los Angeles Chargers, Jan 14, 2023

**2023 GAME-BY-GAME REGULAR-SEASON STATISTICS (JAGUARS)**

DATE	OPPONENT	P/S	RECEIVING					RUSHING					W/L	SCORE
			NO.	YDS.	AVG.	LG	TD	NO.	YDS.	AVG.	LG	TD		
09/10	at Colts	P	0	0	0.0	0	0	0	0	0.0	0	0	W	31-21
09/17	Chiefs	P	0	0	0.0	0	0	0	0	0.0	0	0	L	9-17
09/24	Texans	P	2	11	5.5	6	0	0	0	0.0	0	0	L	17-37
10/01	Falcons	S	1	-1	-1.0	-1	0	0	0	0.0	0	0	W	23-7
10/08	at Bills	P	0	0	0.0	0	0	0	0	0.0	0	0	W	25-20
10/15	Colts	P	0	0	0.0	0	0	0	0	0.0	0	0	W	37-20
10/19	at Saints	P	2	17	8.5	13	0	0	0	0.0	0	0	W	31-24
10/29	at Steelers	P	0	0	0.0	0	0	0	0	0.0	0	0	W	20-10
11/12	49ers	P	2	17	8.5	12	0	0	0	0.0	0	0	L	3-34
11/19	Titans	P	0	0	0.0	0	0	0	0	0.0	0	0	W	34-14
11/26	at Texans	P	0	0	0.0	0	0	0	0	0.0	0	0	W	24-21
12/04	Bengals	P	0	0	0.0	0	0	0	0	0.0	0	0	L	31-34+
12/10	at Browns	P	0	0	0.0	0	0	0	0	0.0	0	0	L	27-31
12/17	Ravens	P	0	0	0.0	0	0	0	0	0.0	0	0	L	7-23
12/24	at Buccaneers	P	3	32	10.7	15	0	0	0	0.0	0	0	L	12-30
12/31	Panthers	P	0	0	0.0	0	0	0	0	0.0	0	0	W	26-0
01/07	at Titans	S	1	7	7.0	7	0	0	0	0.0	0	0	L	20-28
<b>2023 TOTALS</b>		<b>17-2</b>	<b>11</b>	<b>83</b>	<b>7.5</b>	<b>15</b>	<b>0</b>	<b>0</b>	<b>0</b>	<b>0.0</b>	<b>0</b>	<b>0</b>	<b>9-8</b>	

+ - Overtime





# GREGORY JUNIOR | 34

**POSITION:** CORNERBACK  
**HT:** 6-0 | **WT:** 190 | **DOB:** 6-21-1999  
**COLLEGE:** OUACHITA BAPTIST  
**HOMETOWN:** CROSSETT, ARK.  
**ACQ:** D6-'22  
**EXP:** 3rd YEAR

@objunior27  
 @objunior\_

## KEY TRANSACTIONS

- Originally drafted by Jacksonville in the sixth round (197th overall) in the 2022 draft

## PRO

### 2023 (Jaguars)

- Played in nine games and totaled 11 tackles (seven solo), two tackles for loss and one pass defended
- 12/4 vs. CIN:** Recorded six total tackles (five solo), two tackles for loss and one pass defended
- 11/12 vs. S.F.:** Recorded two total tackles (one solo) and saw action on special teams after missing seven games due to injury

### 2022 (Jaguars)

- Saw action in one regular season game and posted six tackles (four solo)
- 1/1 at HOU:** Appeared in his first career game and recorded six tackles (four solo)

## COLLEGE

- Appeared in 11 games in 2021 and totaled 46 tackles (33 solo) and seven passes defended
- In 2019, played in nine games and had 26 tackles and one pass defended
- In his sophomore season, saw action in 13 games and recorded 42 tackles (26 solo), five passes defended and one INT
- In 2017, played in 10 games and recorded 14 tackles (13 solo) and three passes defended

## PERSONAL

- Became the first-ever draft pick in the history of Ouachita Baptist University
- Graduated with a degree in kinesiology and pre-professional studies
- Favorite athlete growing up was LeBron James

## GREGORY JUNIOR'S NFL REGULAR SEASON DEFENSIVE STATISTICS

DATE	TEAM	GP	TACKLES							INTERCEPTIONS						O. FUMB				ST				MISC			
			GS	TK	S	A	TFL	YDS	SK	YDS	QBH	NO	YDS	LG	TD	PD	FF	FR	TD	YDS	TK	S	A	FF	FR	S	A
2022	Jaguars	1	0	6	4	2	0	0	0.0	0.0	0	0	0	0	0	0	0	0	0	0	0	0	0	0	0	0	0
2023	Jaguars	9	0	11	7	4	2	0	0.0	0.0	0	0	0	0	0	1	0	0	0	0	0	0	0	0	0	0	
<b>NFL TOTALS</b>		<b>10</b>	<b>0</b>	<b>17</b>	<b>11</b>	<b>6</b>	<b>2</b>	<b>0</b>	<b>0.0</b>	<b>0.0</b>	<b>0</b>	<b>0</b>	<b>0</b>	<b>0</b>	<b>0</b>	<b>1</b>	<b>0</b>	<b>0</b>	<b>0</b>	<b>0</b>	<b>0</b>	<b>0</b>	<b>0</b>	<b>0</b>	<b>0</b>	<b>0</b>	

### SINGLE-GAME HIGHS: DEFENSIVE

<b>Total Tackles</b>	6 vs. Cincinnati Bengals, Dec 04, 2023 6 at Houston Texans, Jan 01, 2023	<b>Passes Defensed</b>	1 vs. Cincinnati Bengals, Dec 04, 2023
<b>Solo Tackles</b>	5 vs. Cincinnati Bengals, Dec 04, 2023 4 at Houston Texans, Jan 01, 2023	<b>Tackles For Loss</b>	2 vs. Cincinnati Bengals, Dec 04, 2023





2023 GAME-BY-GAME REGULAR-SEASON STATISTICS (JAGUARS)

DATE	OPPONENT	P/S	TACKLES							INTERCEPTIONS					O. FUMB				ST				MISC		W/L	SCORE		
			TK	S	A	SK	YDS	TFL	YDS	QBH	NO	YDS	LG	TD	PD	FF	FR	TD	YDS	TK	S	A	FF	FR			S	A
09/10	at Colts	P	0	0	0	0.0	0.0	0	0	0	0	0	0	0	0	0	0	0	0	0	0	0	0	0	0	0	W	31-21
09/17	Chiefs																									L	9-17	
09/24	Texans																									L	17-37	
10/01	Falcons																									W	23-7	
10/08	at Bills																									W	25-20	
10/15	Colts																									W	37-20	
10/19	at Saints																									W	31-24	
10/29	at Steelers																									W	20-10	
11/12	49ers	P	2	1	1	0.0	0.0	0	0	0	0	0	0	0	0	0	0	0	0	0	0	0	0	0	0	0	L	3-34
11/19	Titans	P	0	0	0	0.0	0.0	0	0	0	0	0	0	0	0	0	0	0	0	0	0	0	0	0	0	0	W	34-14
11/26	at Texans	P	0	0	0	0.0	0.0	0	0	0	0	0	0	0	0	0	0	0	0	0	0	0	0	0	0	0	W	24-21
12/04	Bengals	P	6	5	1	0.0	0.0	2	0	0	0	0	0	0	0	1	0	0	0	0	0	0	0	0	0	0	L	31-34+
12/10	at Browns	P	3	1	2	0.0	0.0	0	0	0	0	0	0	0	0	0	0	0	0	0	0	0	0	0	0	0	L	27-31
12/17	Ravens	P	0	0	0	0.0	0.0	0	0	0	0	0	0	0	0	0	0	0	0	0	0	0	0	0	0	0	L	7-23
12/24	at Buccaneers																									L	12-30	
12/31	Panthers	P	0	0	0	0.0	0.0	0	0	0	0	0	0	0	0	0	0	0	0	0	0	0	0	0	0	0	W	26-0
01/07	at Titans	P	0	0	0	0.0	0.0	0	0	0	0	0	0	0	0	0	0	0	0	0	0	0	0	0	0	0	L	20-28
<b>2023 TOTALS</b>		<b>9-0</b>	<b>11</b>	<b>7</b>	<b>4</b>	<b>0.0</b>	<b>0.0</b>	<b>2</b>	<b>0</b>	<b>0</b>	<b>0</b>	<b>0</b>	<b>0</b>	<b>0</b>	<b>1</b>	<b>0</b>	<b>0</b>	<b>0</b>	<b>0</b>	<b>0</b>	<b>0</b>	<b>0</b>	<b>0</b>	<b>0</b>	<b>0</b>	<b>0</b>	<b>9-8</b>	

+ - Overtime





## CHRISTIAN KIRK | 13

POSITION: WIDE RECEIVER

HT: 5-11 | WT: 200 | DOB: 11-16-1996

COLLEGE: TEXAS A&M

HOMETOWN: SCOTTSDALE, ARIZ.

ACQ: UFA (ARZ)-'22

EXP: 7th YEAR

 @ckirk

 @ckirk

### KEY TRANSACTIONS

- Originally drafted by Arizona in the second round (47th overall) in the 2018 draft
- Signed by Jacksonville as an unrestricted free agent on 3/16/22

### PRO

#### 2023 (Jaguars)

- Started 12 games before being placed on injured reserve in Week 14... He hauled in 57 passes for 787 yards and three touchdowns
- **11/12 vs. S.F.:** Started at wide receiver and recorded six receptions for 104 yards... Returned one punt for 15 yards... Recorded the third-most single-game receiving yards against the 49ers in team history
- **10/1 vs. ATL:** Started at wide receiver and posted eight receptions for 84 yards... Recorded the most catches by a Jaguar at Wembley Stadium in franchise history
- **9/17 vs. K.C.:** Started at wide receiver and posted 11 receptions for 110 yards... Recorded his eighth career 100-yard receiving game and fourth as a Jaguar

#### 2022 (Jaguars)

- Started all 17 regular season games and both postseason games... In the regular season he led the Jaguars' receiving corps and recorded career-highs in receptions (84), receiving yards (1,108) yards and touchdowns (eight)... His 1,108 receiving yards is the most by a Jacksonville receiver since Allen Robinson recorded 1,400 receiving yards in 2015... He also rushed for 11 yards on five attempts... In the postseason he recorded 15 receptions for 130 yards and two touchdowns with one rushing attempt for 18 yards
- **1/1 at HOU:** Started at wide receiver and caught two passes for 21 yards, surpassing 1,000 receiving yards for the season, joining WR Keenan McCardell as the only Jaguars players to reach 1,000 receiving yards in their first season in Jacksonville... Kirk also set a new career high in receptions in a season
- **11/13 at K.C.:** Started at wide receiver and led the team in receptions (9) and yards (105) with two touchdown receptions... Kirk's second TD set a single-season career-high
- **9/18 vs. IND:** Posted six receptions for 78 yards and two TDs, including a 10-yard TD reception to cap Jacksonville's opening drive... This marked his sixth career multi-TD game
- **9/11 at WAS:** Started at wide receiver and surpassed 3,000 career receiving yards as he posted six receptions for 117 yards... Kirk joined Troy Edwards (2003) and Allen Hurns (2014) as the only players to post 100-plus receiving yards in their Jaguars debut

#### 2021 (Cardinals)

- Appeared in every game, including 11 starts, for the first time in his career
- Led the team in receptions (77), receiving yards (982) and targets (103) for five TDs averaging 12.8 yards per catch
- **9/12 at TEN:** scored two TDs and gained 70 yards on five receptions, marked the fourth multiple-TD game of his career
- **9/26 at JAX:** caught seven passes for 104 yards (14.9 avg.), marked his fourth career 100-yard performance

#### 2020 (Cardinals)

- Played in 14 games (10 starts) and posted 48 receptions for 621 yards and a career-high six TDs ... added 22 punt returns for 132 yards ...
- **9/20 vs. WAS:** Had two receptions for 57 yards including a 49-yard catch to extend a second-quarter scoring drive
- **10/25 vs. SEA:** Had five receptions for 37 yards and two TDs, becoming just the fifth different player in franchise history to have multiple TD receptions in back-to-back games
- **11/8 vs. MIA:** Caught five passes for a season-high 123 yards and a 56-yard TD, marked his fifth-career TD reception of 50+ yards

#### 2019 (Cardinals)

- Totaled 68 receptions for 709 yards and three TDs in 13 games (all starts) ... added 10 carries for 93 yards
- **9/15 at BAL:** had his first career 100-yard performance with 114 yards on six receptions, joined Larry Fitzgerald as the first pair of Cardinals players with 100 receiving yards in a game since Fitzgerald (133) and Michael Floyd (101) vs. SF (11/13/16) ...
- **9/22 vs. CAR:** established a career-high with 10 receptions and had a six-yard carry
- **12/8 vs. PIT:** Posted game-high marks with eight receptions for 85 yards, his 100th-career reception in his 22nd-career game against the Steelers, becoming the second-fastest player in franchise history to reach the milestone behind only Anquan Boldin (16 games)

#### 2018 (Cardinals)

- Turned in a highly productive rookie campaign with 43 receptions for 590 yards and three TDs, three carries for 35 yards and 21 punt



returns for 164 yards in 12 games (seven starts) prior to a season-ending foot injury

- Named to the PFWA All-Rookie team as a punt returner ...
- At the time of his injury, ranked second in the NFL in receptions (43) and third in receiving yards (590) among rookie WRs with TD catches of 75 and 59 yards, joined Giants RB Saquon Barkley (five), Browns RB Nick Chubb (two) and Falcons WR Calvin Ridley (two) as the only rookies with multiple TD catches of 50+ yards

## COLLEGE

- During his three seasons at Texas A&M, started 36 of 39 games played and totaled 234 receptions for 2,856 yards and 26 receiving TDs, 23 rushing attempts for 120 yards, 48 kickoff returns for 1,048 yards and a TD, and 37 punt returns for 814 yards and six TDs
- Despite playing just three seasons, fell just 29 receptions shy of breaking the SEC all-time receptions record (262 by Jordan Matthews) and 19 receptions shy of breaking the Aggies career receptions leader (252 by Ryan Swope)
- Earned first-team All-SEC honors as a return man and as an all-purpose player in both 2016 and 2017
- Against New Mexico State in 2016, became the first player in A&M history with two punt return TDs in a game
- Left Texas A&M as the NCAA's career active leader in punt return average (22.0) and punt return TDs (6) ... his six career punt return TDs doubled the previous school career record

## PERSONAL

- He and his wife Ozzy were married in spring 2024
- Attended Saguaro (Scottsdale, AZ) High School where he was named an All-American by Under Armour, MaxPreps and PrepStar and was the Gatorade Player of the Year in Arizona as a senior in 2014
- Majored in University Studies with a concentration in Business at the Mays Business School
- Created the "Kicks from Kirk" program which offered fans the opportunity to win a free pair of Adidas shoes each week courtesy of Kirk by submitting a write up of someone who has significantly impacted their lives... Kirk selected a winner each week as part of the contest
- In the 2019 offseason, he teamed with the Stabler Foundation to provide backpacks for the Sunshine Pack Drive to benefit the Arizona Children's Cancer Foundation... Kirk donated 400 backpacks and took part in an event to help collect arts and crafts, books, journals, games, headphones and other small goods to include in the packs for children

### CHRISTIAN KIRK'S NFL REGULAR SEASON RUSHING/RECEIVING STATISTICS

DATE	TEAM	RECEIVING							RUSHING				
		GP	GS	NO.	YDS.	AVG.	LG	TD	NO.	YDS.	AVG.	LG	TD
2018	Cardinals	12	7	43	590	13.7	75t	3	3	35	11.7	23	0
2019	Cardinals	13	13	68	709	10.4	69t	3	10	93	9.3	28	0
2020	Cardinals	14	10	48	621	12.9	80t	6	2	3	1.5	3	0
2021	Cardinals	17	11	77	982	12.8	50	5	1	11	11.0	11	0
2022	Jaguars	17	17	84	1,108	13.2	49	8	5	11	2.2	5	0
2023	Jaguars	12	12	57	787	13.8	57	3	1	6	6.0	6	0
<b>NFL TOTALS</b>		<b>85</b>	<b>70</b>	<b>377</b>	<b>4,797</b>	<b>12.7</b>	<b>80T</b>	<b>28</b>	<b>22</b>	<b>159</b>	<b>7.2</b>	<b>28</b>	<b>0</b>

### CHRISTIAN KIRK'S NFL POSTSEASON RUSHING/RECEIVING STATISTICS

DATE	TEAM	RECEIVING							RUSHING				
		GP	GS	NO.	YDS.	AVG.	LG	TD	NO.	YDS.	AVG.	LG	TD
2021	Cardinals	1	0	6	51	8.5	23	0	0	0	0.0	0	0
2022	Jaguars	2	2	15	130	8.7	17	2	1	18	18.0	18	0
<b>NFL TOTALS</b>		<b>3</b>	<b>2</b>	<b>21</b>	<b>181</b>	<b>8.6</b>	<b>23</b>	<b>2</b>	<b>1</b>	<b>18</b>	<b>18.0</b>	<b>18</b>	<b>0</b>

### CHRISTIAN KIRK'S NFL REGULAR SEASON RETURN STATISTICS

DATE	TEAM	KICKOFF RETURNS					PUNT RETURNS					
		RET.	YDS.	AVG.	LG	TD	NO.	FC	YDS.	AVG.	LG	TD
2018	Cardinals	0	0	0.0	0	0	21	17	164	7.8	44	0
2019	Cardinals	0	0	0.0	0	0	7	6	39	5.6	20	0
2020	Cardinals	1	20	20.0	20	0	22	10	132	6.0	24	0
2021	Cardinals	0	0	0.0	0	0	1	6	-5	-5.0	0	0
2022	Jaguars	0	0	0.0	0	0	4	2	25	6.3	10	0
2023	Jaguars	0	0	0.0	0	0	2	3	27	13.5	15	0
<b>NFL TOTALS</b>		<b>1</b>	<b>20</b>	<b>20.0</b>	<b>20</b>	<b>0</b>	<b>57</b>	<b>44</b>	<b>382</b>	<b>6.7</b>	<b>44</b>	<b>0</b>

### CHRISTIAN KIRK'S NFL POSTSEASON RETURN STATISTICS

DATE	TEAM	KICKOFF RETURNS					PUNT RETURNS					
		RET.	YDS.	AVG.	LG	TD	NO.	FC	YDS.	AVG.	LG	TD
2021	Cardinals	0	0	0.0	0	0	1	1	0	0.0	0	0
2022	Jaguars	0	0	0.0	0	0	0	0	0	0.0	0	0
<b>NFL TOTALS</b>		<b>0</b>	<b>0</b>	<b>0.0</b>	<b>0</b>	<b>0</b>	<b>1</b>	<b>1</b>	<b>0</b>	<b>0.0</b>	<b>0</b>	<b>0</b>



### SINGLE-GAME HIGHS: RUSHING/RECEIVING

<b>Rush Attempts</b>	2 at Seattle Seahawks, Dec 22, 2019 1 at Buffalo Bills, Oct 08, 2023 ...19 more at 1.	<b>Kickoff Return Yards</b>	20 vs. Philadelphia Eagles, Dec 20, 2020
<b>Rushing Yards</b>	28 vs. Cleveland Browns, Dec 15, 2019 23 at Green Bay Packers, Dec 02, 2018	<b>Longest Kickoff Return</b>	20 vs. Philadelphia Eagles, Dec 20, 2020
<b>Longest Runs</b>	28 vs. Cleveland Browns, Dec 15, 2019 23 at Green Bay Packers, Dec 02, 2018	<b>Fair Catches</b>	5 vs. San Francisco 49ers, Oct 28, 2018 4 vs. Denver Broncos, Oct 18, 2018
<b>Receptions</b>	11 vs. Kansas City Chiefs, Sep 17, 2023 10 vs. Carolina Panthers, Sep 22, 2019	<b>Punt Return Yards</b>	77 at New York Giants, Dec 13, 2020 44 vs. Washington Redskins, Sep 09, 2018
<b>Receiving Yards</b>	138 at Tampa Bay Buccaneers, Nov 10, 2019 123 vs. Miami Dolphins, Nov 08, 2020	<b>Longest Punt Return</b>	44 vs. Washington Redskins, Sep 09, 2018 26 at Los Angeles Chargers, Nov 25, 2018
<b>Receiving Average</b>	28.7 vs. Los Angeles Rams, Dec 13, 2021 28.3 at San Francisco 49ers, Oct 07, 2018	<b>Punt Returns</b>	6 at New York Giants, Dec 13, 2020 4 vs. Denver Broncos, Oct 30, 2022 ...1 more at 4.
<b>Longest Receptions</b>	80t at Dallas Cowboys, Oct 19, 2020 75t at San Francisco 49ers, Oct 07, 2018	<b>Punt Return Average</b>	12.8 at New York Giants, Dec 13, 2020 9.5 vs. Oakland Raiders, Nov 18, 2018
<b>Receiving TDs</b>	3 at Tampa Bay Buccaneers, Nov 10, 2019 2 at Kansas City Chiefs, Nov 13, 2022 ...4 more at 2.	<b>Most TDs</b>	3 at Tampa Bay Buccaneers, Nov 10, 2019 2 at Kansas City Chiefs, Nov 13, 2022 ...4 more at 2.
<b>All-Purpose Yards</b>	138 at Tampa Bay Buccaneers, Nov 10, 2019 119 vs. San Francisco 49ers, Nov 12, 2023 ...1 more at 119.	<b>Miscellaneous Tackles</b>	1 vs. Indianapolis Colts, Oct 15, 2023 1 vs. Denver Broncos, Oct 30, 2022 ...3 more at 1.
<b>Kickoff Returns</b>	1 vs. Philadelphia Eagles, Dec 20, 2020		

### SINGLE-GAME HIGHS - POSTSEASON: RUSHING/RECEIVING

<b>Rush Attempts</b>	1 at Kansas City Chiefs, Jan 21, 2023	<b>Longest Receptions</b>	23 at Los Angeles Rams, Jan 17, 2022 17 vs. Los Angeles Chargers, Jan 14, 2023
<b>Rushing Yards</b>	18 at Kansas City Chiefs, Jan 21, 2023	<b>Receiving TDs</b>	1 at Kansas City Chiefs, Jan 21, 2023 1 vs. Los Angeles Chargers, Jan 14, 2023
<b>Longest Runs</b>	18 at Kansas City Chiefs, Jan 21, 2023	<b>All-Purpose Yards</b>	78 vs. Los Angeles Chargers, Jan 14, 2023 70 at Kansas City Chiefs, Jan 21, 2023
<b>Receptions</b>	8 vs. Los Angeles Chargers, Jan 14, 2023 7 at Kansas City Chiefs, Jan 21, 2023	<b>Fair Catches</b>	1 at Los Angeles Rams, Jan 17, 2022
<b>Receiving Yards</b>	78 vs. Los Angeles Chargers, Jan 14, 2023 52 at Kansas City Chiefs, Jan 21, 2023	<b>Punt Returns</b>	1 at Los Angeles Rams, Jan 17, 2022
<b>Receiving Average</b>	9.8 vs. Los Angeles Chargers, Jan 14, 2023 8.5 at Los Angeles Rams, Jan 17, 2022	<b>Most TDs</b>	1 at Kansas City Chiefs, Jan 21, 2023 1 vs. Los Angeles Chargers, Jan 14, 2023

### 100-YARD RECEIVING GAMES (9): REGULAR SEASON

DATE	TEAM	NO.	YDS.	AVG.	LG	TD
09/15/19	at Ravens	6	114	19.0	34	0
11/10/19	at Buccaneers	6	138	23.0	69t	3
11/08/20	DOLPHINS	5	123	24.6	56t	1
09/26/21	at Jaguars	7	104	14.9	33	0
09/11/22	at Commanders	6	117	19.5	49	0
11/13/22	at Chiefs	9	105	11.7	24	2
12/04/22	at Lions	6	104	17.3	37	0
09/17/23	CHIEFS	11	110	10.0	45	0
11/12/23	49ERS	6	104	17.3	39	0





**2023 GAME-BY-GAME REGULAR-SEASON STATISTICS (JAGUARS)**

DATE	OPPONENT	P/S	RECEIVING					RUSHING					W/L	SCORE	
			NO.	YDS.	AVG.	LG	TD	NO.	YDS.	AVG.	LG	TD			
09/10	at Colts	S	1	9	9.0	9	0	0	0	0.0	0	0	0	W	31-21
09/17	Chiefs	S	11	110	10.0	45	0	0	0	0.0	0	0	0	L	9-17
09/24	Texans	S	4	54	13.5	26t	1	0	0	0.0	0	0	0	L	17-37
10/01	Falcons	S	8	84	10.5	30	0	0	0	0.0	0	0	0	W	23-7
10/08	at Bills	S	6	78	13.0	30	0	1	6	6.0	6	0	0	W	25-20
10/15	Colts	S	3	49	16.3	29t	1	0	0	0.0	0	0	0	W	37-20
10/19	at Saints	S	6	90	15.0	44t	1	0	0	0.0	0	0	0	W	31-24
10/29	at Steelers	S	4	46	11.5	29	0	0	0	0.0	0	0	0	W	20-10
11/12	49ers	S	6	104	17.3	39	0	0	0	0.0	0	0	0	L	3-34
11/19	Titans	S	3	48	16.0	20	0	0	0	0.0	0	0	0	W	34-14
11/26	at Texans	S	4	89	22.3	57	0	0	0	0.0	0	0	0	W	24-21
12/04	Bengals	S	1	26	26.0	26	0	0	0	0.0	0	0	0	L	31-34+
12/10	at Browns													L	27-31
12/17	Ravens													L	7-23
12/24	at Buccaneers													L	12-30
12/31	Panthers													W	26-0
01/07	at Titans													L	20-28
<b>2023 TOTALS</b>		<b>12-12</b>	<b>57</b>	<b>787</b>	<b>13.8</b>	<b>57</b>	<b>3</b>	<b>1</b>	<b>6</b>	<b>6.0</b>	<b>6</b>	<b>0</b>	<b>0</b>	<b>9-8</b>	

+ - Overtime





# TREY KISER | 53

POSITION: LINEBACKER

HT: 5-11 | WT: 223 | DOB: 11-22-2000

COLLEGE: SOUTH ALABAMA

HOMETOWN: SULPHUR, OKLA.

ACQ: UDFA-'24

EXP: R

@Kiser\_32

@22\_kiser

## KEY TRANSACTIONS

- Originally signed as an undrafted free agent with Jacksonville on 4/30/24

## COLLEGE

- Spent three seasons with South Alabama and recorded 178 tackles (99 solo), 21.5 tackles for loss, 5.5 sacks, three passes defended and one fumble recovery
- Named honorable mention All-American by CFN as a special teams player
- Before his time at South Alabama, he spent the 2019 season at Northeastern Oklahoma A&M

## PERSONAL

- Son of Janis Kiser
- Attended Sulphur High School (Sulphur, Okla.) where he posted over 100 career tackles as well as more than 3,200 rushing yards

### TREY KISER'S COLLEGE DEFENSIVE STATISTICS

DATE	TEAM	GP	GS	TACKLES							INTERCEPTIONS						O. FUMB				ST				MISC					
				TK	S	A	TFL	YDS	SK	YDS	QBH	NO	YDS	LG	TD	PD	FF	FR	TD	YDS	TK	S	A	FF	FR	S	A			
2021	South Alabama	12	0	34	15	19	1.0	5.0	1.0	5.0	2	0	0	0	0	0	0	0	0	0	0	0	0	0	0	0	0	0	0	0
2022	South Alabama	13	9	76	56	20	11.0	40.0	2.0	20.0	1	0	0	0	0	1	0	1	0	0	0	0	0	0	0	0	0	0	0	0
2023	South Alabama	13	11	68	29	39	9.5	27.0	2.5	14.0	1	0	0	0	0	2	0	0	0	0	0	0	0	0	0	0	0	0	0	
<b>TOTALS</b>		<b>38</b>	<b>20</b>	<b>178</b>	<b>100</b>	<b>78</b>	<b>21.5</b>	<b>72.0</b>	<b>5.5</b>	<b>39.0</b>	<b>4</b>	<b>0</b>	<b>0</b>	<b>0</b>	<b>0</b>	<b>3</b>	<b>0</b>	<b>1</b>	<b>0</b>	<b>0</b>	<b>0</b>	<b>0</b>	<b>0</b>	<b>0</b>	<b>0</b>	<b>0</b>	<b>0</b>	<b>0</b>	<b>0</b>	

### COLLEGE 2023 GAME-BY-GAME STATISTICS (SOUTH ALABAMA)

DATE	OPPONENT	P/S	TACKLES							INTERCEPTIONS						O. FUMB				ST				MISC		SCORE			
			TK	S	A	SK	YDS	TFL	YDS	QBH	NO	YDS	LG	TD	PD	FF	FR	TD	YDS	TK	S	A	FF	FR	S		A	W/L	
09/02	at Tulane	P	4	1	3	0.0	0.0	0.0	0.0	0	0	0	0	0	0	0	0	0	0	0	0	0	0	0	0	0	0	L	17-37
09/09	Southeastern La.	S	6	4	2	0.0	0.0	1.0	2.0	0	0	0	0	0	1	0	0	0	0	0	0	0	0	0	0	0	W	35-17	
09/16	at Oklahoma St.	S	5	3	2	0.0	0.0	0.0	0.0	1	0	0	0	0	0	0	0	0	0	0	0	0	0	0	0	W	33-7		
09/23	Central Mich.	S	6	2	4	0.0	0.0	0.5	1.0	0	0	0	0	0	0	0	0	0	0	0	0	0	0	0	0	L	30-34		
09/30	at James Madison	S	9	5	4	0.0	0.0	3.5	6.0	0	0	0	0	0	1	0	0	0	0	0	0	0	0	0	0	L	23-31		
10/07	at ULM	S	9	3	6	0.5	2.0	1.0	4.0	0	0	0	0	0	0	0	0	0	0	0	0	0	0	0	0	W	55-7		
10/17	Southern Miss.	S	6	1	5	0.0	0.0	0.0	0.0	0	0	0	0	0	0	0	0	0	0	0	0	0	0	0	0	W	55-3		
10/28	Louisiana	P	1	1	0	0.0	0.0	0.0	0.0	0	0	0	0	0	0	0	0	0	0	0	0	0	0	0	0	L	20-33		
11/02	at Troy	S	9	3	6	2.0	12.0	2.0	12.0	0	0	0	0	0	0	0	0	0	0	0	0	0	0	0	0	L	10-28		
11/11	Arkansas St.	S	5	3	2	0.0	0.0	0.5	1.0	0	0	0	0	0	0	0	0	0	0	0	0	0	0	0	0	W	21-14		
11/18	Marshall	S	3	2	1	0.0	0.0	0.0	0.0	0	0	0	0	0	0	0	0	0	0	0	0	0	0	0	0	W	28-0		
11/25	at Texas St.	S	5	1	4	0.0	0.0	1.0	1.0	0	0	0	0	0	0	0	0	0	0	0	0	0	0	0	0	L	44-52		
12/23	Eastern Mich.	S	0	0	0	0.0	0.0	0.0	0.0	0	0	0	0	0	0	0	0	0	0	0	0	0	0	0	0	W	59-10		
<b>2023 TOTALS</b>		<b>13-11</b>	<b>68</b>	<b>29</b>	<b>39</b>	<b>2.5</b>	<b>14.0</b>	<b>9.5</b>	<b>27.0</b>	<b>1</b>	<b>0</b>	<b>0</b>	<b>0</b>	<b>0</b>	<b>2</b>	<b>0</b>	<b>0</b>	<b>0</b>	<b>0</b>	<b>0</b>	<b>0</b>	<b>0</b>	<b>0</b>	<b>0</b>	<b>0</b>	<b>0</b>	<b>7-6</b>		





# TYLER LACY | 93

**POSITION:** DEFENSIVE TACKLE  
**HT:** 6-4 | **WT:** 279 | **DOB:** 11-10-1999  
**COLLEGE:** OKLAHOMA STATE  
**HOMETOWN:** SACHSE, TEXAS  
**ACQ:** D4-'23  
**EXP:** 2nd YEAR

tylerlacy85  
 tylerlacy85

## KEY TRANSACTIONS

- Originally drafted by Jacksonville in the fourth round (130th overall) of the 2023 Draft

## PRO

### 2023 (Jaguars)

- Appeared in 15 games as a rookie... Finished the season with 12 tackles (five solo), three quarterback hits, one tackle for loss and one pass defended
- 12/24 at T.B.:** Recorded two solo tackles and one tackle for loss
- 12/10 at CLÉ:** Recorded one quarterback hit and one pass defended
- 11/12 vs. S.F.:** Assisted on three tackles and recorded one quarterback hit

## COLLEGE

- Started 44 career games and recorded 113 career tackles (59 solo), 11.5 sacks and three forced fumbles
- Was a three-time All-Big 12 Honorable Mention
- Participated in the 2023 Reese's Senior Bowl

## PERSONAL

- Majored in Sports Management

### TYLER LACY'S NFL REGULAR SEASON DEFENSIVE STATISTICS

DATE	TEAM	GP	GS	TACKLES							INTERCEPTIONS					O. FUMB				ST				MISC			
				TK	S	A	TFL	YDS	SK	YDS	QBH	NO	YDS	LG	TD	PD	FF	FR	TD	YDS	TK	S	A	FF	FR	S	A
2023	Jaguars	15	0	12	5	7	1	4	0.0	0.0	3	0	0	0	0	1	0	0	0	0	0	0	0	0	0	0	0
<b>NFL TOTALS</b>		<b>15</b>	<b>0</b>	<b>12</b>	<b>5</b>	<b>7</b>	<b>1</b>	<b>4</b>	<b>0.0</b>	<b>0.0</b>	<b>3</b>	<b>0</b>	<b>0</b>	<b>0</b>	<b>0</b>	<b>1</b>	<b>0</b>	<b>0</b>	<b>0</b>	<b>0</b>	<b>0</b>	<b>0</b>	<b>0</b>	<b>0</b>	<b>0</b>	<b>0</b>	<b>0</b>

### SINGLE-GAME HIGHS: DEFENSIVE

**Total Tackles** 3 vs. San Francisco 49ers, Nov 12, 2023  
 2 at Tampa Bay Buccaneers, Dec 24, 2023  
 ...1 more at 2.

**Tackles For Loss** 1 at Tampa Bay Buccaneers, Dec 24, 2023

**Solo Tackles** 2 at Tampa Bay Buccaneers, Dec 24, 2023  
 1 vs. Tennessee Titans, Nov 19, 2023  
 ...2 more at 1.



2023 GAME-BY-GAME REGULAR-SEASON STATISTICS (JAGUARS)

DATE	OPPONENT	P/S	TACKLES							INTERCEPTIONS					O. FUMB				ST				MISC		W/L	SCORE		
			TK	S	A	SK	YDS	TFL	YDS	QBH	NO	YDS	LG	TD	PD	FF	FR	TD	YDS	TK	S	A	FF	FR			S	A
09/10	at Colts		ON INACTIVE LIST																							W	31-21	
09/17	Chiefs	P	1	0	1	0.0	0.0	0	0	0	0	0	0	0	0	0	0	0	0	0	0	0	0	0	0	0	L	9-17
09/24	Texans	P	0	0	0	0.0	0.0	0	0	0	0	0	0	0	0	0	0	0	0	0	0	0	0	0	0	0	L	17-37
10/01	Falcons	P	0	0	0	0.0	0.0	0	0	0	0	0	0	0	0	0	0	0	0	0	0	0	0	0	0	0	W	23-7
10/08	at Bills	P	1	1	0	0.0	0.0	0	0	0	0	0	0	0	0	0	0	0	0	0	0	0	0	0	0	0	W	25-20
10/15	Colts	P	0	0	0	0.0	0.0	0	0	0	0	0	0	0	0	0	0	0	0	0	0	0	0	0	0	0	W	37-20
10/19	at Saints	P	1	1	0	0.0	0.0	0	0	0	0	0	0	0	0	0	0	0	0	0	0	0	0	0	0	0	W	31-24
10/29	at Steelers		ON INACTIVE LIST																							W	20-10	
11/12	49ers	P	3	0	3	0.0	0.0	0	0	1	0	0	0	0	0	0	0	0	0	0	0	0	0	0	0	0	L	3-34
11/19	Titans	P	2	1	1	0.0	0.0	0	0	0	0	0	0	0	0	0	0	0	0	0	0	0	0	0	0	0	W	34-14
11/26	at Texans	P	0	0	0	0.0	0.0	0	0	0	0	0	0	0	0	0	0	0	0	0	0	0	0	0	0	0	W	24-21
12/04	Bengals	P	0	0	0	0.0	0.0	0	0	0	0	0	0	0	0	0	0	0	0	0	0	0	0	0	0	0	L	31-34+
12/10	at Browns	P	0	0	0	0.0	0.0	0	0	1	0	0	0	0	1	0	0	0	0	0	0	0	0	0	0	0	L	27-31
12/17	Ravens	P	1	0	1	0.0	0.0	0	0	0	0	0	0	0	0	0	0	0	0	0	0	0	0	0	0	0	L	7-23
12/24	at Buccaneers	P	2	2	0	0.0	0.0	1	4	0	0	0	0	0	0	0	0	0	0	0	0	0	0	0	0	0	L	12-30
12/31	Panthers	P	1	0	1	0.0	0.0	0	0	0	0	0	0	0	0	0	0	0	0	0	0	0	0	0	0	0	W	26-0
01/07	at Titans	P	0	0	0	0.0	0.0	0	0	1	0	0	0	0	0	0	0	0	0	0	0	0	0	0	0	0	L	20-28
<b>2023 TOTALS</b>			<b>15-0</b>	<b>12</b>	<b>5</b>	<b>7</b>	<b>0.0</b>	<b>0.0</b>	<b>1</b>	<b>4</b>	<b>3</b>	<b>0</b>	<b>0</b>	<b>0</b>	<b>0</b>	<b>1</b>	<b>0</b>	<b>0</b>	<b>0</b>	<b>0</b>	<b>0</b>	<b>0</b>	<b>0</b>	<b>0</b>	<b>0</b>	<b>0</b>	<b>9-8</b>	

+ - Overtime







# TREVOR LAWRENCE | 16

**POSITION:** QUARTERBACK  
**HT:** 6-6 | **WT:** 220 | **DOB:** 10-6-1999  
**COLLEGE:** CLEMSON  
**HOMETOWN:** CARTERSVILLE, GA.  
**ACQ:** D1-'21  
**EXP:** 4th YEAR

@Trevorlawrencee  
 @tlawrence16



## KEY TRANSACTIONS

- Originally drafted by Jacksonville in the first round (1st overall) in the 2021 draft
- Signed a contract extension with Jacksonville on 6/14/24

## PRO

Was named to the 2023 Pro Bowl Games

### 2023 (Jaguars)

- Was voted a team captain for the 2023 season
- Started in all 16 games he appeared in... He recorded 370 completions on 564 pass attempts for 4,016 yards and 21 touchdowns... Lawrence is the second quarterback in franchise history to record at least 300 completions in three consecutive seasons, and the only quarterback in franchise history to start his career with three seasons of at least 300 completions... Additionally, he posted 70 rushing attempts for 339 rushing yards and four touchdowns... His 339 rushing yards finished third in the NFL among quarterbacks who threw for at least 4,000 yards
- **1/7 at TEN:** Completed 29 of 43 passes for 280 yards and two touchdowns... Rushed three times for 10 yards... Surpassed 4,000 passing yards for the second consecutive year
- **11/26 at HOU:** Completed 23 passes on 38 attempts for 364 yards with one touchdown and one rushing touchdown... Recorded the most passing yards in a single game against the Texans in franchise history, passing QB Chad Henne (354) in Week 11 of the 2012 season... Set the second-most single-game passing yards in his career
- **11/19 vs. TEN:** Completed 24 passes for 262 yards and two touchdowns... Rushed for 17 yards and two touchdowns on five attempts... Eclipsed 10,000 total career passing yards becoming the third youngest player in NFL history to reach 10,000 passing yards... Marked the first time in franchise history a quarterback recorded two passing touchdowns and two rushing touchdowns in a single game... Named AFC Offensive Player of the Week
- **10/29 at PIT:** Completed 24 passes for 292 yards and a touchdown... Recorded his eighth consecutive game with at least 20 completions, setting a single-season franchise record... Posted the most completions by a Jaguar through Week 8 in team history

### 2022 (Jaguars)

- Was voted a team captain for the 2022 season
- Started all 17 regular season games and both playoff games... In the regular season he completed 387-of-584 passes for 4,113 yards and 25 touchdowns... His 4,113 passing yards ranked the ninth across the league and his 25 passing touchdowns ranked eighth... Had 62 rushing attempts for 291 yards and five touchdowns... In the postseason he completed 52-of-86 passes for 505 yards and five touchdowns and rushed four times for 34 yards... Despite only playing in two postseason games, Lawrence's five passing touchdowns tied with Cowboys Dak Prescott for second-most in the postseason only behind Chiefs QB Patrick Mahomes who completed seven passing touchdowns
- **1/14 vs. LAC:** Completed 28-of-47 passes for 288 yards and four TDs in his first postseason contest... Lawrence's four TDs were the most thrown by any player in franchise history in a postseason game... Became the youngest player in postseason history to throw four touchdowns in one game
- **12/11 at TEN:** Lawrence completed 30-of-42 passes for a career-high 368 yards, three passing touchdowns, one rushing touchdown, and a 121.9 rating... Lawrence surpassed 3,000 passing yards this season, becoming the first Jaguars QB to throw for at least 3,000 yards in each of the first two seasons of his career... Became the first player in franchise history with at least 300 passing yards, multiple passing touchdowns, and a rushing touchdown in a single game
- **11/27 vs. BAL:** Lawrence completed 29-of-37 passes for 321 yards and 3 TDs, including a TD to WR Marvin Jones Jr. with 14 seconds remaining and a completion to WR Zay Jones for the game-winning two-point conversion... Finished with a career-high 129.8 rating, marking the highest in franchise history among quarterbacks with 37 or more passing attempts... It marked his fourth career game-winning drive
- **11/6 vs. L.V.:** Completed 25-of-31 passes for 235 yards and one touchdown and a 109.0 QB rating... His 80.6 completion percentage was his third game over 80 percent, tying him with QB Mark Brunell and QB David Garrard for the most in franchise history... Rushed for a career-high 53 yards on six attempts

### 2021 (Jaguars)

- Voted a team captain for the 2021 season
- Finished his rookie season 359-of-602 for 3,641 passing yards and 12 touchdowns... Also compiled 334 rushing yards on 73 attempts and two touchdowns
- **1/9 vs. IND:** Completed 23-of-32 passes for 223 yards and two TDs for a career-high passer rating of 111.8... Completed his first 12 passes of the game and capped off Jacksonville's first drive with a 2-yard TD pass to WR Laquon Treadwell
- **9/12 at HOU:** Finished his Jaguars and NFL debut 28-of-51 for 332 yards, 3 TDs and 3 INTs... Lawrence's 332 yards passing was the fourth-



most by a rookie quarterback in their first start in NFL history... Lawrence is the only rookie in franchise history to throw for 300-plus yards and at least three TDs in a single game and is one of nine players in NFL history to throw for 300-plus yards and three TDs in their first career start

## COLLEGE

- Started 36 of 40 games in three years at Clemson (2018-20)
- His career 34-2 record as a starter is the third-best winning percentage by a starting quarterback with at least 30 career starts since Division I split in 1978
- Completed 758-of-1138 career passes (66.6 percent) for 10,098 yards with 90 touchdowns
- Became the first quarterback in Atlantic Coast Conference history to win three ACC Championship games and was only the sixth quarterback in ACC history to record at least 10,000 career passing yards
- One of only 19 players in Clemson history to be a three-time All-ACC Academic Team honoree
- Holds Clemson career records in career winning percentage (.944), pass efficiency rating (164.3), yards per passing attempt (8.87) and tied for the most wins against Top 25 opponents (nine)
- 2018 ACC Rookie of the Year, ACC Offensive Rookie of the Year, Second-Team All-ACC, AP ACC Newcomer of the Year and All-ACC Academic selection
- 2019 First-team All-ACC selection and second straight All-ACC Academic selection
- 2020 voted ACC Player of the Year, ACC Offensive Player of the Year and First-Team All-ACC honoree

## PERSONAL

- He and his wife Marissa are expecting their first child
- Lawrence was the first No. 1 overall selection in Jaguars history
- Married his longtime girlfriend, Marissa, on April 10, 2021 shortly before the 2021 NFL Draft
- One of 19 players in Clemson history to be a three-time All-ACC Academic Team honoree
- Started growing out his hair on a dare with three teammates during his freshman year of high school
- Has two dogs, Indi and Jones
- Favorite band is Queen

### TREVOR LAWRENCE'S NFL REGULAR SEASON PASSING STATISTICS

DATE	TEAM	GP	GS	ATT.	CMP.	PCT.	YDS	AVG.	TD	INT.	LG	SK	LST	RATE
2021	Jaguars	17	17	602	359	59.6	3,641	6.0	12	17	58	32	238	71.9
2022	Jaguars	17	17	584	387	66.3	4,113	7.0	25	8	59t	27	184	95.2
2023	Jaguars	16	16	564	370	65.6	4,016	7.1	21	14	65t	35	224	88.5
<b>TOTALS</b>		<b>50</b>	<b>50</b>	<b>1,750</b>	<b>1,116</b>	<b>63.8</b>	<b>11,770</b>	<b>6.7</b>	<b>58</b>	<b>39</b>	<b>65T</b>	<b>94</b>	<b>646</b>	<b>85.0</b>

### TREVOR LAWRENCE'S NFL POSTSEASON PASSING STATISTICS

DATE	TEAM	GP	GS	ATT.	CMP.	PCT.	YDS	AVG.	TD	INT.	LG	SK	LST	RATE
2022	Jaguars	2	2	86	52	60.5	505	5.9	5	5	39t	4	27	72.1
<b>TOTALS</b>		<b>2</b>	<b>2</b>	<b>86</b>	<b>52</b>	<b>60.5</b>	<b>505</b>	<b>5.9</b>	<b>5</b>	<b>5</b>	<b>39T</b>	<b>4</b>	<b>27</b>	<b>72.1</b>

### TREVOR LAWRENCE'S NFL REGULAR SEASON RUSHING STATISTICS

DATE	TEAM	NO.	YDS.	AVG.	LG	TD
2021	Jaguars	73	334	4.6	26	2
2022	Jaguars	62	291	4.7	24	5
2023	Jaguars	70	339	4.8	26	4
<b>TOTALS</b>		<b>205</b>	<b>964</b>	<b>4.7</b>	<b>26</b>	<b>11</b>

### TREVOR LAWRENCE'S NFL POSTSEASON RUSHING STATISTICS

DATE	TEAM	NO.	YDS.	AVG.	LG	TD
2022	Jaguars	4	34	8.5	12	0
<b>TOTALS</b>		<b>4</b>	<b>34</b>	<b>8.5</b>	<b>12</b>	<b>0</b>

### TREVOR LAWRENCE'S NFL REGULAR SEASON PASSING/RUSHING STATISTICS

DATE	TEAM	GP	GS	PASSING											RUSHING				
				ATT.	CMP.	PCT.	YDS	AVG.	TD	INT.	LG	SK	LST	RATE	NO.	YDS.	AVG.	LG	TD
2021	Jaguars	17	17	602	359	59.6	3,641	6.0	12	17	58	32	238	71.9	73	334	4.6	26	2
2022	Jaguars	17	17	584	387	66.3	4,113	7.0	25	8	59t	27	184	95.2	62	291	4.7	24	5
2023	Jaguars	16	16	564	370	65.6	4,016	7.1	21	14	65t	35	224	88.5	70	339	4.8	26	4
<b>TOTALS</b>		<b>50</b>	<b>50</b>	<b>1,750</b>	<b>1,116</b>	<b>63.8</b>	<b>11,770</b>	<b>6.7</b>	<b>58</b>	<b>39</b>	<b>65T</b>	<b>94</b>	<b>646</b>	<b>85.0</b>	<b>205</b>	<b>964</b>	<b>4.7</b>	<b>26</b>	<b>11</b>

### TREVOR LAWRENCE'S NFL POSTSEASON PASSING/RUSHING STATISTICS

DATE	TEAM	GP	GS	PASSING											RUSHING				
				ATT.	CMP.	PCT.	YDS	AVG.	TD	INT.	LG	SK	LST	RATE	NO.	YDS.	AVG.	LG	TD
2022	Jaguars	2	2	86	52	60.5	505	5.9	5	5	39t	4	27	72.1	4	34	8.5	12	0
<b>TOTALS</b>		<b>2</b>	<b>2</b>	<b>86</b>	<b>52</b>	<b>60.5</b>	<b>505</b>	<b>5.9</b>	<b>5</b>	<b>5</b>	<b>39T</b>	<b>4</b>	<b>27</b>	<b>72.1</b>	<b>4</b>	<b>34</b>	<b>8.5</b>	<b>12</b>	<b>0</b>



**SINGLE-GAME HIGHS: QUARTERBACK**

<b>Pass Attempts</b>	54 at Seattle Seahawks, Oct 31, 2021 51 at Houston Texans, Sep 12, 2021	<b>Passer Rating</b>	129.8 vs. Baltimore Ravens, Nov 27, 2022 125.4 vs. Cincinnati Bengals, Dec 04, 2023
<b>Pass Completions</b>	32 at Seattle Seahawks, Oct 31, 2021 30 at Tennessee Titans, Dec 11, 2022	<b>Rush Attempts</b>	10 vs. Indianapolis Colts, Jan 09, 2022 8 at New Orleans Saints, Oct 19, 2023 ...2 more at 8.
<b>Yards Passing</b>	368 at Tennessee Titans, Dec 11, 2022 364 at Houston Texans, Nov 26, 2023	<b>Rushing Yards</b>	59 at New Orleans Saints, Oct 19, 2023 53 vs. Las Vegas Raiders, Nov 06, 2022
<b>TD Passes</b>	4 vs. Dallas Cowboys, Dec 18, 2022 3 at Cleveland Browns, Dec 10, 2023 ...4 more at 3.	<b>Rushing Average</b>	7.4 at New Orleans Saints, Oct 19, 2023 7.3 at New York Jets, Dec 22, 2022
<b>Long Passes</b>	65t vs. Baltimore Ravens, Dec 17, 2023 59t at Tennessee Titans, Jan 07, 2024 ...1 more at 59.	<b>Longest Runs</b>	26 at New Orleans Saints, Oct 19, 2023 26 at New York Jets, Dec 26, 2021
<b>Completion Percentage</b>	90.9 at Indianapolis Colts, Oct 16, 2022 83.3 vs. Indianapolis Colts, Sep 18, 2022	<b>Rushing TDs</b>	2 vs. Tennessee Titans, Nov 19, 2023 2 at Indianapolis Colts, Oct 16, 2022

**SINGLE-GAME HIGHS - POSTSEASON: QUARTERBACK**

<b>Pass Attempts</b>	47 vs. Los Angeles Chargers, Jan 14, 2023 39 at Kansas City Chiefs, Jan 21, 2023	<b>Completion Percentage</b>	61.5 at Kansas City Chiefs, Jan 21, 2023 59.6 vs. Los Angeles Chargers, Jan 14, 2023
<b>Pass Completions</b>	28 vs. Los Angeles Chargers, Jan 14, 2023 24 at Kansas City Chiefs, Jan 21, 2023	<b>Passer Rating</b>	74.4 at Kansas City Chiefs, Jan 21, 2023 70.2 vs. Los Angeles Chargers, Jan 14, 2023
<b>Yards Passing</b>	288 vs. Los Angeles Chargers, Jan 14, 2023 217 at Kansas City Chiefs, Jan 21, 2023	<b>Rush Attempts</b>	3 at Kansas City Chiefs, Jan 21, 2023 1 vs. Los Angeles Chargers, Jan 14, 2023
<b>TD Passes</b>	4 vs. Los Angeles Chargers, Jan 14, 2023 1 at Kansas City Chiefs, Jan 21, 2023	<b>Rushing Yards</b>	26 at Kansas City Chiefs, Jan 21, 2023 8 vs. Los Angeles Chargers, Jan 14, 2023
<b>Long Passes</b>	39t vs. Los Angeles Chargers, Jan 14, 2023 37 at Kansas City Chiefs, Jan 21, 2023	<b>Longest Runs</b>	12 at Kansas City Chiefs, Jan 21, 2023 11 at Kansas City Chiefs, Jan 21, 2023

**300-YARD PASSING GAMES (8): REGULAR SEASON**

DATE	TEAM	NO.	YDS.	AVG.	LG	TD
09/12/21	at Texans	28	332	11.9	41t	3
10/17/21	DOLPHINS	25	319	12.8	29	1
10/23/22	GIANTS	22	310	14.1	34	0
11/27/22	RAVENS	29	321	11.1	29	3
12/11/22	at Titans	30	368	12.3	25	3
12/18/22	COWBOYS	27	318	11.8	59t	4
10/08/23	at Bills	25	315	12.6	32	1
11/26/23	at Texans	23	364	15.8	57	1

**2023 GAME-BY-GAME REGULAR-SEASON STATISTICS (JAGUARS)**

DATE	OPPONENT	P/S	PASSING											RUSHING					SCORE
			ATT	CMP	YDS	PCT	Y/A	Y/C	TD	INT	LG	SK/YD	RATE	ATT	YDS	LG	TD	W/L	
09/10	at Colts	S	32	24	241	75.0	7.5	10.0	2	1	29	2/4	103.8	7	21	11	0	W	31-21
09/17	Chiefs	S	41	22	216	53.7	5.3	9.8	0	0	45	4/18	68.8	5	26	18	0	L	9-17
09/24	Texans	S	40	27	279	67.5	7.0	10.3	1	1	28	0/0	85.3	3	12	8	0	L	17-37
10/01	Falcons	S	30	23	207	76.7	6.9	9.0	1	0	30t	2/12	105.8	8	42	22	0	W	23-7
10/08	at Bills	S	37	25	315	67.6	8.5	12.6	1	0	32	5/37	102.9	7	31	11	0	W	25-20
10/15	Colts	S	30	20	181	66.7	6.0	9.1	2	1	29t	3/33	91.1	3	15	8	0	W	37-20
10/19	at Saints	S	29	20	204	69.0	7.0	10.2	1	0	44t	0/0	100.4	8	59	26	0	W	31-24
10/29	at Steelers	S	32	24	292	75.0	9.1	12.2	1	1	56t	3/21	100.0	1	10	10	0	W	20-10
11/12	49ers	S	29	17	185	58.6	6.4	10.9	0	2	39	5/28	48.8	2	7	4	0	L	3-34
11/19	Titans	S	32	24	262	75.0	8.2	10.9	2	0	34	1/1	119.5	5	17	9t	2	W	34-14
11/26	at Texans	S	38	23	364	60.5	9.6	15.8	1	1	57	0/0	90.2	2	0	1t	1	W	24-21
12/04	Bengals	S	29	22	258	75.9	8.9	11.7	2	0	26	2/14	125.4	5	8	2	1	L	31-34+
12/10	at Browns	S	50	28	257	56.0	5.1	9.2	3	3	23	4/22	65.2	3	11	7	0	L	27-31
12/17	Ravens	S	43	25	264	58.1	6.1	10.6	1	0	65t	1/6	83.9	4	41	13	0	L	7-23
12/24	at Buccaneers	S	29	17	211	58.6	7.3	12.4	1	2	25	3/28	64.0	4	29	15	0	L	12-30
12/31	Panthers		ON INACTIVE LIST															W	26-0
01/07	at Titans	S	43	29	280	67.4	6.5	9.7	2	2	59t	0/0	81.5	3	10	8	0	L	20-28
<b>2023 TOTALS</b>			<b>16-16</b>	<b>564</b>	<b>370</b>	<b>4,016</b>	<b>65.6</b>	<b>7.1</b>	<b>10.9</b>	<b>21</b>	<b>14</b>	<b>65T</b>	<b>35/224</b>	<b>88.5</b>	<b>70</b>	<b>339</b>	<b>26</b>	<b>4</b>	<b>9-8</b>

+ - Overtime





# JEREMIAH LEDBETTER | 99

**POSITION:** DEFENSIVE TACKLE  
**HT:** 6-3 | **WT:** 299 | **DOB:** 5-29-1994  
**COLLEGE:** ARKANSAS  
**HOMETOWN:** GAINESVILLE, GA.  
**ACQ:** FA-'21  
**EXP:** 8th YEAR

 @leddy\_55  
 @leddy5455

## KEY TRANSACTIONS

- Originally selected by Detroit in the sixth round (205th overall) of the 2017 Draft
- Signed to Tampa Bay's practice squad on 9/3/18
- Signed to Baltimore's practice squad on 10/2/19
- Signed to Tampa Bay's practice squad on 10/22/19
- Signed to Arizona's practice squad on 9/3/21
- Signed to Jacksonville's practice squad on 11/1/21
- Signed to Jacksonville's active roster on 12/28/22
- Re-signed by Jacksonville on 3/13/24

## PRO

### 2023 (Jaguars)

- Saw action in all 17 games (two starts) and recorded 24 tackles (seven solo), one quarterback hit, one tackle for loss, one pass defended and one fumble recovery
- **12/10 at CLE:** Recorded four total tackles (two solo), one tackle for loss and one fumble recovery
- **10/15 vs. IND:** Made his first career start on the defensive line and posted three total tackles

### 2022 (Jaguars)

- Spent most of the season on the practice squad and saw action against the Jets in Week 16
- **12/22 at NYJ:** Saw action on defense

### 2021 (Jaguars)

- Spent the season on the practice squad

### 2020 (Buccaneers)

- Appeared in three games and recorded two tackles, including 1.0 sack, one tackle for loss and two QB hits

### 2019 (Ravens)

- Member of Ravens practice squad

### 2018 (Buccaneers)

- Appeared in one game and recorded one tackle

### 2017 (Lions)

- Played in 16 games and recorded six total tackles including 0.5 sack and four QB Hits

## COLLEGE

- In two seasons at Arkansas, compiled 104 tackles, including 15.0 for loss and 7.5 sacks... Started 25 of 26 games played
- Played two seasons at Hutchinson Community College (2013-14)... Finished his junior college career with 144 total tackles and 22.5 career sacks... His 22.5 career sacks ranks second in Blue Dragons history

## PERSONAL

- Father, Weldon, played running back at Oklahoma from 1979-82 and was selected in the seventh round of the 1983 NFL Draft by the Tampa Bay Buccaneers
- Cousin, Isaac Byrd, played wide receiver at Kansas and was a sixth-round selection by the Tennessee Titans in the 1997 NFL Draft





**JEREMIAH LEDBETTER'S NFL REGULAR SEASON DEFENSIVE STATISTICS**

DATE	TEAM	GP	TACKLES							INTERCEPTIONS							O. FUMB				ST				MISC			
			GS	TK	S	A	TFL	YDS	SK	YDS	QBH	NO	YDS	LG	TD	PD	FF	FR	TD	YDS	TK	S	A	FF	FR	S	A	
2017	Lions	16	0	14	6	8	0	0	0.5	1.5	4	0	0	0	0	0	0	0	0	0	0	0	0	0	0	0	0	0
2018	Buccaneers	1	0	1	1	0	0	0	0.0	0.0	0	0	0	0	0	0	0	0	0	0	0	0	0	0	0	0	0	
2019	Buccaneers	0	0	0	0	0	0	0	0.0	0.0	0	0	0	0	0	0	0	0	0	0	0	0	0	0	0	0	0	
2020	Buccaneers	3	0	3	2	1	1	11	1.0	11.0	2	0	0	0	0	0	0	0	0	0	0	0	0	0	0	0	0	
2021	Cardinals	0	0	0	0	0	0	0	0.0	0.0	0	0	0	0	0	0	0	0	0	0	0	0	0	0	0	0	0	
Went from Arizona to Jacksonville.																												
2021	Jaguars	0	0	0	0	0	0	0	0.0	0.0	0	0	0	0	0	0	0	0	0	0	0	0	0	0	0	0	0	
2021	TOTAL	0	0	0	0	0	0	0	0.0	0.0	0	0	0	0	0	0	0	0	0	0	0	0	0	0	0	0	0	
2022	Jaguars	1	0	0	0	0	0	0	0.0	0.0	1	0	0	0	0	0	0	0	0	0	0	0	0	0	0	0	0	
2023	Jaguars	17	2	24	7	17	1	0	0.0	0.0	1	0	0	0	0	0	1	0	1	0	0	0	0	0	0	0	0	
<b>NFL TOTALS</b>		<b>38</b>	<b>2</b>	<b>42</b>	<b>16</b>	<b>26</b>	<b>2</b>	<b>11</b>	<b>1.5</b>	<b>12.5</b>	<b>8</b>	<b>0</b>	<b>0</b>	<b>0</b>	<b>0</b>	<b>0</b>	<b>1</b>	<b>0</b>	<b>1</b>	<b>0</b>	<b>0</b>	<b>0</b>	<b>0</b>	<b>0</b>	<b>0</b>	<b>0</b>	<b>0</b>	

**SINGLE-GAME HIGHS: DEFENSIVE**

**Total Tackles** 4 at Cleveland Browns, Dec 10, 2023  
4 vs. Houston Texans, Sep 24, 2023

**Solo Tackles** 3 vs. Houston Texans, Sep 24, 2023  
2 vs. Baltimore Ravens, Dec 17, 2023  
...1 more at 2.

**Sacks** 1.0 at Detroit Lions, Dec 26, 2020  
0.5 at Chicago Bears, Nov 19, 2017

**Fumble Recoveries** 1 at Cleveland Browns, Dec 10, 2023

**Tackles For Loss** 1 at Cleveland Browns, Dec 10, 2023  
1 at Detroit Lions, Dec 26, 2020

**2023 GAME-BY-GAME REGULAR-SEASON STATISTICS (JAGUARS)**

DATE	OPPONENT	P/S	TACKLES							INTERCEPTIONS							O. FUMB				ST				MISC			
			TK	S	A	SK	YDS	TFL	YDS	QBH	NO	YDS	LG	TD	PD	FF	FR	TD	YDS	TK	S	A	FF	FR	S	A	W/L	SCORE
09/10	at Colts	P	1	0	1	0.0	0.0	0	0	0	0	0	0	0	0	0	0	0	0	0	0	0	0	0	0	0	W	31-21
09/17	Chiefs	P	0	0	0	0.0	0.0	0	0	0	0	0	0	0	0	0	0	0	0	0	0	0	0	0	0	0	L	9-17
09/24	Texans	P	4	3	1	0.0	0.0	0	0	0	0	0	0	0	0	0	0	0	0	0	0	0	0	0	0	0	L	17-37
10/01	Falcons	P	0	0	0	0.0	0.0	0	0	0	0	0	0	0	0	0	0	0	0	0	0	0	0	0	0	W	23-7	
10/08	at Bills	P	0	0	0	0.0	0.0	0	0	1	0	0	0	0	0	0	0	0	0	0	0	0	0	0	0	W	25-20	
10/15	Colts	S	3	0	3	0.0	0.0	0	0	0	0	0	0	0	0	0	0	0	0	0	0	0	0	0	0	W	37-20	
10/19	at Saints	S	3	0	3	0.0	0.0	0	0	0	0	0	0	0	0	0	0	0	0	0	0	0	0	0	0	W	31-24	
10/29	at Steelers	P	0	0	0	0.0	0.0	0	0	0	0	0	0	0	0	0	0	0	0	0	0	0	0	0	0	W	20-10	
11/12	49ers	P	2	0	2	0.0	0.0	0	0	0	0	0	0	0	0	0	0	0	0	0	0	0	0	0	0	L	3-34	
11/19	Titans	P	1	0	1	0.0	0.0	0	0	0	0	0	0	0	0	0	0	0	0	0	0	0	0	0	0	W	34-14	
11/26	at Texans	P	0	0	0	0.0	0.0	0	0	0	0	0	0	0	1	0	0	0	0	0	0	0	0	0	0	W	24-21	
12/04	Bengals	P	1	0	1	0.0	0.0	0	0	0	0	0	0	0	0	0	0	0	0	0	0	0	0	0	0	L	31-34+	
12/10	at Browns	P	4	2	2	0.0	0.0	1	0	0	0	0	0	0	0	1	0	0	0	0	0	0	0	0	0	L	27-31	
12/17	Ravens	P	2	2	0	0.0	0.0	0	0	0	0	0	0	0	0	0	0	0	0	0	0	0	0	0	0	L	7-23	
12/24	at Buccaneers	P	1	0	1	0.0	0.0	0	0	0	0	0	0	0	0	0	0	0	0	0	0	0	0	0	0	L	12-30	
12/31	Panthers	P	1	0	1	0.0	0.0	0	0	0	0	0	0	0	0	0	0	0	0	0	0	0	0	0	0	W	26-0	
01/07	at Titans	P	1	0	1	0.0	0.0	0	0	0	0	0	0	0	0	0	0	0	0	0	0	0	0	0	0	L	20-28	
<b>2023 TOTALS</b>		<b>17-2</b>	<b>24</b>	<b>7</b>	<b>17</b>	<b>0.0</b>	<b>0.0</b>	<b>1</b>	<b>0</b>	<b>1</b>	<b>0</b>	<b>0</b>	<b>0</b>	<b>0</b>	<b>1</b>	<b>0</b>	<b>1</b>	<b>0</b>	<b>0</b>	<b>0</b>	<b>0</b>	<b>0</b>	<b>0</b>	<b>0</b>	<b>0</b>	<b>0</b>	<b>9-8</b>	

+ - Overtime

**2020 GAME-BY-GAME POSTSEASON STATISTICS (BUCCANEERS)**

DATE	OPPONENT	P/S	TACKLES							INTERCEPTIONS							O. FUMB				ST				MISC		
			TK	S	A	SK	YDS	TFL	YDS	QBH	NO	YDS	LG	TD	PD	FF	FR	TD	YDS	TK	S	A	FF	FR	S	A	W/L
01/09	at Football Team		ON INACTIVE LIST																							W	31-23
01/17	at Saints		ON INACTIVE LIST																							W	30-20
01/24	at Packers		ON INACTIVE LIST																							W	31-26
02/07	Chiefs		ON INACTIVE LIST																							W	31-9
<b>2020 TOTALS</b>			<b>0</b>	<b>0</b>	<b>0</b>	<b>0.0</b>	<b>0.0</b>	<b>0</b>	<b>0</b>	<b>0</b>	<b>0</b>	<b>0</b>	<b>0</b>	<b>0</b>	<b>0</b>	<b>0</b>	<b>0</b>	<b>0</b>	<b>0</b>	<b>0</b>	<b>0</b>	<b>0</b>	<b>0</b>	<b>0</b>	<b>0</b>	<b>0</b>	<b>4-0</b>





# LORENZO LINGARD | 35

POSITION: RUNNING BACK  
 HT: 6-0 | WT: 202 | DOB: 5-29-1999  
 COLLEGE: AKRON  
 HOMETOWN: ORANGE CITY, FLA.  
 ACQ: UDFA-'24  
 EXP: R

@d1champ99  
 @\_lorenzo.lingard

## KEY TRANSACTIONS

- Originally signed as an undrafted free agent with Jacksonville on 4/30/24

## COLLEGE

- Played in 52 games across six seasons including two seasons with Miami (2018-19), three seasons with Florida (2020-22) and one season with Akron (2023)
- Rushed 186 times for 927 yards and seven touchdowns across his career, and also recorded 38 receptions for 399 yards and two touchdowns

## PERSONAL

- Son of Lorenzo Lingard Sr. and Sylvia Williams
- Claimed Florida State 4A Championship in 110-meter hurdles in high school
- Selected to the 2018 U.S. Army All-American Bowl in San Antonio

### LORENZO LINGARD'S COLLEGE RUSHING/RECEIVING STATISTICS

DATE	TEAM	RUSHING							RECEIVING				
		GP	GS	NO.	YDS.	AVG.	LG	TD	NO.	YDS.	AVG.	LG	TD
2018	Miami (FL)	6	0	17	136	8.0	64	2	0	0	0.0	0	0
2019	Miami (FL)	2	0	0	0	0.0	0	0	0	0	0.0	0	0
2020	Florida	9	0	5	32	6.4	13	0	0	0	0.0	0	0
2021	Florida	13	0	11	43	3.9	12	0	1	9	9.0	9	0
2022	Florida	10	0	10	75	7.5	20	1	2	22	11.0	15	0
2023	Akron	12	12	143	641	4.5	71	4	38	368	9.7	77	2
<b>TOTALS</b>		<b>52</b>	<b>12</b>	<b>186</b>	<b>927</b>	<b>5.0</b>	<b>71</b>	<b>7</b>	<b>41</b>	<b>399</b>	<b>9.7</b>	<b>77</b>	<b>2</b>

### LORENZO LINGARD'S COLLEGE RETURN STATISTICS

DATE	TEAM	KICKOFF RETURNS					PUNT RETURNS					
		RET.	YDS.	AVG.	LG	TD	NO.	FC	YDS.	AVG.	LG	TD
2018	Miami (FL)	2	46	23.0	26	0	0	0	0	0.0	0	0
2019	Miami (FL)	0	0	0.0	0	0	0	0	0	0.0	0	0
2020	Florida	0	0	0.0	0	0	0	0	0	0.0	0	0
2021	Florida	0	0	0.0	0	0	0	0	0	0.0	0	0
2022	Florida	0	0	0.0	0	0	0	0	0	0.0	0	0
2023	Akron	5	52	10.4	15	0	0	0	0	0.0	0	0
<b>TOTALS</b>		<b>7</b>	<b>98</b>	<b>14.0</b>	<b>26</b>	<b>0</b>	<b>0</b>	<b>0</b>	<b>0</b>	<b>0.0</b>	<b>0</b>	<b>0</b>

### COLLEGE 2023 GAME-BY-GAME STATISTICS (AKRON)

DATE	OPPONENT	P/S	RUSHING					RECEIVING					W/L	SCORE
			NO.	YDS.	AVG.	LG	TD	NO.	YDS.	AVG.	LG	TD		
09/02	at Temple	S	7	24	3.4	8	0	1	77	77.0	77	1	L	21-24
09/09	Morgan St.	S	7	24	3.4	10	0	2	21	10.5	20	0	W	24-21
09/16	at Kentucky	S	7	30	4.3	9	0	4	41	10.3	29	0	L	3-35
09/23	at Indiana	S	14	113	8.1	71	1	2	8	4.0	9	0	L	27-29
09/30	Buffalo	S	9	47	5.2	20	0	2	12	6.0	17	0	L	10-13
10/07	NIU	S	12	49	4.1	14	0	3	32	10.7	15	0	L	14-55
10/14	at Central Mich.	S	10	45	4.5	17	0	6	16	2.7	12	0	L	10-17
10/21	at Bowling Green	S	12	56	4.7	13	1	2	23	11.5	24	0	L	14-41
11/01	Kent St.	S	22	106	4.8	37	1	2	49	24.5	39	0	W	31-27
11/08	at Miami (OH)	S	11	47	4.3	8	0	5	20	4.0	9	0	L	0-19
11/14	at Eastern Mich.	S	26	71	2.7	8	1	4	15	3.8	15	0	L	27-30
11/24	Ohio	S	6	29	4.8	13	0	5	54	10.8	43	1	L	14-25
<b>2023 TOTALS</b>		<b>12-12</b>	<b>143</b>	<b>641</b>	<b>4.5</b>	<b>71</b>	<b>4</b>	<b>38</b>	<b>368</b>	<b>9.7</b>	<b>77</b>	<b>2</b>	<b>2-10</b>	





# CAM LITTLE | 39

POSITION: KICKER  
 HT: 6-1 | WT: 172 | DOB: 8-17-2003  
 COLLEGE: ARKANSAS  
 HOMETOWN: MOORE, OKLA.  
 ACQ: D6-'24  
 EXP: R

@cameronglittle  
 cameronglittle

## KEY TRANSACTIONS

- Originally drafted by Jacksonville in the sixth round (212th overall) in the 2024 draft

## COLLEGE

- Named 2023 First-Team All-SEC, 2022 Fall SEC Academic Honor Roll, 2021 Freshman All-American (PFF, FWAA, The Athletic), 2021 SEC All-Freshman Team (Coaches), and 2021 First-Year SEC Academic Honor Roll
- Converted 53 field goes on 64 attempts (82.8%) and converted 100% of his extra point attempts (129)... His 82.8 field goal percentage ranks first in school history
- Converted seven 50+ yard field goals which is the second most in school history

## PERSONAL

- Son of Ronda and Todd Little
- Rated as a five-star kicker and punter in 2020
- Often volunteers in support of the Down syndrome community

### CAM LITTLE'S COLLEGE KICKING STATISTICS

DATE	TEAM	GP	FGM	FGA	PCT.	LG	XP	XPA	PCT.	BLK	PTS
2021	Arkansas	13	20	24	83.3	51	46	46	100.0	0	106
2022	Arkansas	12	12	15	80.0	51	45	45	100.0	0	81
2023	Arkansas	12	20	24	83.3	56	33	33	100.0	0	93
<b>TOTALS</b>		<b>37</b>	<b>52</b>	<b>63</b>	<b>82.5</b>	<b>56</b>	<b>124</b>	<b>124</b>	<b>100.0</b>	<b>0</b>	<b>280</b>

### CAM LITTLE'S COLLEGE FIELD-GOAL ACCURACY STATISTICS

DATE	TEAM	1-19	PCT.	20-29	PCT.	30-39	PCT.	40-49	PCT.	50+	PCT.
2021	Arkansas	0-0	0.0	7-7	100.0	6-7	85.7	6-7	85.7	1-3	33.3
2022	Arkansas	0-0	0.0	4-4	100.0	5-5	100.0	1-3	33.3	2-3	66.7
2023	Arkansas	0-0	0.0	7-7	100.0	4-5	80.0	5-7	71.4	4-5	80.0
<b>TOTALS</b>		<b>0-0</b>	<b>0.0</b>	<b>18-18</b>	<b>100.0</b>	<b>15-17</b>	<b>88.2</b>	<b>12-17</b>	<b>70.6</b>	<b>7-11</b>	<b>63.6</b>

### COLLEGE 2023 GAME-BY-GAME STATISTICS (ARKANSAS)

DATE	OPPONENT	P	FIELD GOALS				EXTRA POINTS				PTS	W/L	SCORE
			FGM	FGA	PCT	LG	XP	XPA	PCT	BLK			
09/02	Western Caro.	P	0	0	0.0	0	8	8	100.0	0	8	W	56-13
09/09	Kent St.	P	0	0	0.0	0	4	4	100.0	0	4	W	7-3
09/16	BYU	P	1	2	50.0	26	4	4	100.0	0	7	L	31-38
09/23	at LSU	P	3	3	100.0	40	2	2	100.0	0	11	L	31-34
09/30	at Texas A&M	P	3	3	100.0	52	1	1	100.0	0	10	L	22-34
10/07	at Ole Miss	P	2	2	100.0	56	2	2	100.0	0	8	L	20-27
10/14	at Alabama	P	2	2	100.0	55	1	1	100.0	0	7	L	21-24
10/21	Mississippi St.	P	1	1	100.0	24	0	0	0.0	0	3	L	3-7
11/04	at Florida	P	4	5	80.0	49	3	3	100.0	0	15	W	39-36
11/11	Auburn	P	1	1	100.0	39	1	1	100.0	0	4	L	10-48
11/18	FIU	P	3	5	60.0	41	5	5	100.0	0	14	W	44-20
11/24	Missouri	P	0	0	0.0	0	2	2	100.0	0	2	L	14-48
<b>2023 TOTALS</b>			<b>12</b>	<b>20</b>	<b>24</b>	<b>83.3</b>	<b>56</b>	<b>33</b>	<b>33</b>	<b>100.0</b>	<b>0</b>	<b>93</b>	<b>4-8</b>





# WALKER LITTLE | 72

**POSITION:** OFFENSIVE LINEMAN  
**HT:** 6-7 | **WT:** 325 | **DOB:** 4-1-1999  
**COLLEGE:** STANFORD  
**HOMETOWN:** HOUSTON, TEXAS  
**ACQ:** D2-'21  
**EXP:** 4th YEAR

@walkerlittle45  
 @walker\_little

## KEY TRANSACTIONS

- Originally drafted by Jacksonville in the second round (45th overall) in the 2021 draft

## PRO

### 2023 (Jaguars)

- Saw action in 14 games with 11 starts... Seven starts at left tackle and four at left guard
- 11/26 at HOU:** Started at left guard and played all 76 offensive snaps... Switched to left tackle in the first quarter due to an injury on the offensive line... Saw action on special teams
- 9/24 vs. HOU:** Started at left tackle and played all 73 offensive snaps and five special teams snaps
- 9/10 at IND:** Started at left tackle and played all 70 offensive snaps and five special teams snaps

### 2022 (Jaguars)

- Saw action in all 17 regular season games with three starts and started both postseason games
- 1/14 vs. LAC:** Started at left tackle and played all 74 offensive snaps and three special teams snaps
- 12/22 at NYJ:** Started at left tackle and played all 72 offensive snaps and six special teams snaps

### 2021 (Jaguars)

- Appeared in nine games with three starts as a rookie
- 1/9 vs. IND:** Started at left tackle and played all 68 offensive snaps
- 11/7 vs. BUF:** Started at left tackle for the first time in his career and played all 61 offensive snaps... Replaced an injured Cam Robinson
- 10/17 vs. MIA:** Saw action on RB James Robinson's 1-yard touchdown run in the second quarter... Helped Robinson score a rushing TD in his fourth straight game

## COLLEGE

- Started 13 games in 2018 and earned All-Pac 12 First Team honors as a sophomore in 2018 prior to missing the 2019 season (knee injury)
- Opted out of the 2020 season due to COVID-19
- Voted Pac-12 Freshman Co-Offensive Player of the year as well as All-Pac-12 honorable mention in 2017
- Helped Bryce Love set single-game school record with 301 rushing yards (vs. Arizona State) in third career start
- Stanford's first true freshman to start at left tackle since 2000 (Kirk Chambers)

## PERSONAL

- Is one-quarter Jamaican from his maternal grandmother and has visited Jamaica throughout his high school and college years
- Led his high school (Episcopal) to a state title in 2014
- Grandfather, Gene Little, played football at Rice and professionally for the New York Giants
- Uncle, Jack Little, played football at Texas A&M and professionally for the Baltimore Colts

### WALKER LITTLE'S NFL REGULAR SEASON STATISTICS

DATE	TEAM	GP	GS
2021	Jaguars	9	3
2022	Jaguars	17	3
2023	Jaguars	14	11
<b>NFL TOTALS</b>		<b>40</b>	<b>17</b>

### WALKER LITTLE'S NFL POSTSEASON STATISTICS

DATE	TEAM	GP	GS
2022	Jaguars	2	2
<b>NFL TOTALS</b>		<b>2</b>	<b>2</b>





**2023 GAME-BY-GAME REGULAR-SEASON STATISTICS (JAGUARS)**

DATE	OPPONENT	P/S		W/L	SCORE
09/10	at Colts	S		W	31-21
09/17	Chiefs	S		L	9-17
09/24	Texans	S		L	17-37
10/01	Falcons	S		W	23-7
10/08	at Bills	S		W	25-20
10/15	Colts		ON INACTIVE LIST	W	37-20
10/19	at Saints		INACTIVE	W	31-24
10/29	at Steelers	P		W	20-10
11/12	49ers	S		L	3-34
11/19	Titans	S		W	34-14
11/26	at Texans	S		W	24-21
12/04	Bengals	S		L	31-34+
12/10	at Browns		ON INACTIVE LIST	L	27-31
12/17	Ravens	S		L	7-23
12/24	at Buccaneers	S		L	12-30
12/31	Panthers	P		W	26-0
01/07	at Titans	P		L	20-28
<b>2023 TOTALS</b>		<b>14-11</b>		<b>9-8</b>	

+ - Overtime





# DEVIN LLOYD | 33

**POSITION:** LINEBACKER  
**HT:** 6-3 | **WT:** 235 | **DOB:** 9-30-1998  
**COLLEGE:** UTAH  
**HOMETOWN:** CHULA VISTA, CALIF.  
**ACQ:** D1-'22  
**EXP:** 3rd YEAR

@DevinLloyd\_  
 @devinlloyd\_

## KEY TRANSACTIONS

- Originally drafted by Jacksonville in the first round (27th overall) in the 2022 draft

## PRO

### 2023 (Jaguars)

- Played in and started 15 games... Recorded 127 tackles (75 solo), seven passes defended, two tackles for loss, two fumble recoveries and one quarterback hit
- 11/26 at HOU:** Recorded eight total tackles (six solo) with one tackle for loss and one pass defended... Achieved 100 career solo tackles
- 11/12 vs. S.F.:** Recorded 10 total tackles (seven solo) and saw action on special teams... Tied for the third-most single-game tackles against the 49ers in team history
- 9/10 at IND:** Started at linebacker and recorded his third career fumble recovery in the season debut

### 2022 (Jaguars)

- Started 15 out of 17 regular season games and started both postseason games... In the regular season he posted 115 tackles (59 solo), eight passes defended, three interceptions, and two fumble recoveries... In the postseason he posted 13 tackles (seven solo), two quarterback hits, one tackle for loss, and one pass defended... Lloyd's three interceptions tied for the most interceptions by a linebacker in the 2022 season
- Voted the Defensive Rookie of the Month for September after posting 24 total tackles, six passes defended and two interceptions
- 10/2 at PHI:** Started at linebacker and recorded a career-high 14 tackles (four solo)
- 9/25 at LAC:** Posted an INT in his second consecutive game and is leading all NFL rookies in INTs... He is the first rookie in franchise history to record two INTs in their first three career games... Recorded seven tackles (five solo) and three passes defended
- 9/18 vs. IND:** Recorded a team-high six tackles (three solo) and one pass defended... Posted his first career interception in his second career game
- 9/11 at WAS:** Started at linebacker and recorded a team-high 11 tackles (8 solo) in his NFL debut... 11 tackles is the most by a player in his NFL debut since LB Devin Bush recorded 11 tackles in 2019

## COLLEGE

- 47 career games as a Ute with 32 starts
- 2021 Consensus All-America, the tenth such Ute in program history
- Finished his career with 43 tackles for loss, fourth-most in program history
- Tied for second-most TFLs in a season (22 in 2021)
- Finished the 2021 season as the only active Pac-12 player with three career interception return TDs
- One of six Utes all-time with three-plus career interception return TDs
- Three games in 2021 with a 90-plus grade by PFF, leading all linebackers nationally
- Ten career All-America accolades, including eight First Team honors in 2021
- Two-time Butkus Award Finalist (2020, 2021)

## PERSONAL

- In July 2024, participated on a mission trip to Zimbabwe
- Attended the 2023 UK Player Tour with WR Jamal Agnew, OLB Josh Hines-Allen, and six other players from different teams around the league
- Son of Joe Lloyd and Ronyta Johnson
- Both his mother and his father served in the military
- Communications major
- Born in Kansas City

## DEVIN LLOYD'S NFL REGULAR SEASON DEFENSIVE STATISTICS

DATE	TEAM	GP	GS	TK	S	TACKLES				INTERCEPTIONS					O. FUMB				ST				MISC						
						A	TFL	YDS	SK	YDS	QBH	NO	YDS	LG	TD	PD	FF	FR	TD	YDS	TK	S	A	FF	FR	S	A		
2022	Jaguars	17	15	115	59	56	0	0	0.0	0.0	2	3	42	19	0	8	0	2	0	28	0	0	0	0	0	0	0	0	0
2023	Jaguars	15	15	127	75	52	2	3	0.0	0.0	1	0	0	0	0	7	0	2	0	13	0	0	0	0	0	0	0	0	0
<b>NFL TOTALS</b>		<b>32</b>	<b>30</b>	<b>242</b>	<b>134</b>	<b>108</b>	<b>2</b>	<b>3</b>	<b>0.0</b>	<b>0.0</b>	<b>3</b>	<b>3</b>	<b>42</b>	<b>19</b>	<b>0</b>	<b>15</b>	<b>0</b>	<b>4</b>	<b>0</b>	<b>41</b>	<b>0</b>	<b>0</b>	<b>0</b>	<b>0</b>	<b>0</b>	<b>0</b>	<b>0</b>	<b>0</b>	<b>0</b>



DEVIN LLOYD'S NFL POSTSEASON DEFENSIVE STATISTICS

DATE	TEAM	GP	TACKLES							INTERCEPTIONS						O. FUMB				ST				MISC			
			GS	TK	S	A	TFL	YDS	SK	YDS	QBH	NO	YDS	LG	TD	PD	FF	FR	TD	YDS	TK	S	A	FF	FR	S	A
2022	Jaguars	2	2	13	7	6	1	0	0.0	0.0	2	0	0	0	0	1	0	0	0	0	0	0	0	0	0	0	0
<b>NFL TOTALS</b>		<b>2</b>	<b>2</b>	<b>13</b>	<b>7</b>	<b>6</b>	<b>1</b>	<b>0</b>	<b>0.0</b>	<b>0.0</b>	<b>2</b>	<b>0</b>	<b>0</b>	<b>0</b>	<b>0</b>	<b>1</b>	<b>0</b>	<b>0</b>	<b>0</b>	<b>0</b>	<b>0</b>	<b>0</b>	<b>0</b>	<b>0</b>	<b>0</b>	<b>0</b>	

SINGLE-GAME HIGHS: DEFENSIVE

<b>Total Tackles</b>	14 at Philadelphia Eagles, Oct 02, 2022 11 vs. Baltimore Ravens, Dec 17, 2023 ...7 more at 11.	<b>Tackles For Loss</b>	1 at Tampa Bay Buccaneers, Dec 24, 2023 1 at Houston Texans, Nov 26, 2023
<b>Solo Tackles</b>	8 vs. Baltimore Ravens, Dec 17, 2023 8 vs. Cincinnati Bengals, Dec 04, 2023 ...1 more at 8.	<b>Interceptions</b>	1 at New York Jets, Dec 22, 2022 1 at Los Angeles Chargers, Sep 25, 2022 ...1 more at 1.
<b>Passes Defensed</b>	3 at Los Angeles Chargers, Sep 25, 2022 3 vs. Indianapolis Colts, Sep 18, 2022	<b>Interception Return Yards</b>	19 at New York Jets, Dec 22, 2022 13 vs. Indianapolis Colts, Sep 18, 2022
<b>Fumble Recoveries</b>	1 at Cleveland Browns, Dec 10, 2023 1 at Indianapolis Colts, Sep 10, 2023 ...2 more at 1.	<b>Longest Opp Fumble Return</b>	17 at Kansas City Chiefs, Nov 13, 2022 13 at Cleveland Browns, Dec 10, 2023

SINGLE-GAME HIGHS - POSTSEASON: DEFENSIVE

<b>Total Tackles</b>	8 at Kansas City Chiefs, Jan 21, 2023 5 vs. Los Angeles Chargers, Jan 14, 2023	<b>Passes Defensed</b>	1 vs. Los Angeles Chargers, Jan 14, 2023
<b>Solo Tackles</b>	4 vs. Los Angeles Chargers, Jan 14, 2023 3 at Kansas City Chiefs, Jan 21, 2023	<b>Tackles For Loss</b>	1 vs. Los Angeles Chargers, Jan 14, 2023

2023 GAME-BY-GAME REGULAR-SEASON STATISTICS (JAGUARS)

DATE	OPPONENT	P/S	TACKLES							INTERCEPTIONS						O. FUMB				ST				MISC		W/L	SCORE	
			TK	S	A	SK	YDS	TFL	YDS	QBH	NO	YDS	LG	TD	PD	FF	FR	TD	YDS	TK	S	A	FF	FR	S			A
09/10	at Colts	S	3	1	2	0.0	0.0	0	0	0	0	0	0	0	0	0	1	0	0	0	0	0	0	0	0	0	W	31-21
09/17	Chiefs	S	11	5	6	0.0	0.0	0	0	0	0	0	0	0	2	0	0	0	0	0	0	0	0	0	0	0	L	9-17
09/24	Texans	S	5	2	3	0.0	0.0	0	0	0	0	0	0	0	1	0	0	0	0	0	0	0	0	0	0	0	L	17-37
10/01	Falcons																										W	23-7
10/08	at Bills																										W	25-20
10/15	Colts	S	9	7	2	0.0	0.0	0	0	0	0	0	0	0	2	0	0	0	0	0	0	0	0	0	0	0	W	37-20
10/19	at Saints	S	11	5	6	0.0	0.0	0	0	0	0	0	0	0	1	0	0	0	0	0	0	0	0	0	0	0	W	31-24
10/29	at Steelers	S	9	7	2	0.0	0.0	0	0	0	0	0	0	0	0	0	0	0	0	0	0	0	0	0	0	0	W	20-10
11/12	49ers	S	10	7	3	0.0	0.0	0	0	0	0	0	0	0	0	0	0	0	0	0	0	0	0	0	0	0	L	3-34
11/19	Titans	S	11	5	6	0.0	0.0	0	0	0	0	0	0	0	0	0	0	0	0	0	0	0	0	0	0	0	W	34-14
11/26	at Texans	S	8	6	2	0.0	0.0	1	1	0	0	0	0	0	1	0	0	0	0	0	0	0	0	0	0	0	W	24-21
12/04	Bengals	S	11	8	3	0.0	0.0	0	0	0	0	0	0	0	0	0	0	0	0	0	0	0	0	0	0	0	L	31-34+
12/10	at Browns	S	11	4	7	0.0	0.0	0	0	0	0	0	0	0	0	0	1	0	13	0	0	0	0	0	0	0	L	27-31
12/17	Ravens	S	11	8	3	0.0	0.0	0	0	0	0	0	0	0	0	0	0	0	0	0	0	0	0	0	0	0	L	7-23
12/24	at Buccaneers	S	5	3	2	0.0	0.0	1	2	0	0	0	0	0	0	0	0	0	0	0	0	0	0	0	0	0	L	12-30
12/31	Panthers	S	6	3	3	0.0	0.0	0	0	0	0	0	0	0	0	0	0	0	0	0	0	0	0	0	0	0	W	26-0
01/07	at Titans	S	6	4	2	0.0	0.0	0	0	1	0	0	0	0	0	0	0	0	0	0	0	0	0	0	0	0	L	20-28
<b>2023 TOTALS</b>		<b>15-15</b>	<b>127</b>	<b>75</b>	<b>52</b>	<b>0.0</b>	<b>0.0</b>	<b>2</b>	<b>3</b>	<b>1</b>	<b>0</b>	<b>0</b>	<b>0</b>	<b>0</b>	<b>7</b>	<b>0</b>	<b>2</b>	<b>0</b>	<b>13</b>	<b>0</b>	<b>0</b>	<b>0</b>	<b>0</b>	<b>0</b>	<b>0</b>	<b>0</b>	<b>9-8</b>	

+ - Overtime





# ROSS MATISCIK | 46

**POSITION:** LONG SNAPPER  
**HT:** 6-0 | **WT:** 240 | **DOB:** 9-13-1996  
**COLLEGE:** BAYLOR  
**HOMETOWN:** MCKINNEY, TEXAS  
**ACQ:** FA-'20  
**EXP:** 5th YEAR

@rossmatscik  
 @ross\_matscik



## KEY TRANSACTIONS

- Originally signed by Jacksonville as a rookie free agent on 4/28/20

## PRO

### 2023 (Jaguars)

- Saw action in all 17 games and was named to the Associated Press All-Pro First Team and Pro Bowl Games for the first time in his career... On special teams, he totaled eight tackles, one forced fumble, and one fumble recovery... After recording one fumble and one fumble recovery in Week 11, he became the first long snapper since 49ers Brian Jennings in 2005 to record a forced fumble and a fumble recovery in the same game... His eight solo tackles on special teams led the NFL among long snappers
- 12/10 at CLE:** Served as team's long snapper on 10 special teams snaps... Posted two tackles on special teams... Holds the most solo tackles by a long snapper in the NFL
- 11/19 vs. TEN:** Recorded one tackle, one forced fumble and one fumble recovery on special teams... Became the first long snapper since 49ers' LS Brian Jennings (2005) to record a forced fumble and a fumble recovery in a single game
- 9/17 vs. K.C.:** Served as team's long snapper on eight special teams snaps and recorded one special teams tackle

### 2022 (Jaguars)

- Handled long snapping duties in all 17 regular season games and both postseason games... He recorded four special teams tackles (one solo)
- 12/11 at TEN:** Served as team's long snapper on six special teams snaps and recorded one special teams tackle
- 12/4 at DET:** Served as team's long snapper on five special teams snaps and recorded one special teams tackle
- 10/16 at IND:** Served as team's long snapper on six special teams snaps and recorded one special teams tackle

### 2021 (Jaguars)

- Handled long snapping duties in all 17 games in 2021
- 10/17 vs. MIA:** Handled long snapping duties, helping K Matthew Wright convert on the game-tying 54-yard and game-winning 53-yard field goals
- 9/19 vs. DEN:** Served as team's long snapper and recorded one special teams tackle on a punt return

### 2020 (Jaguars)

- Handled the team's long snapping duties in all 16 games of the season
- 9/13 vs. IND:** Served as the team's long snapper in NFL debut

## COLLEGE

- Appeared in 52 games throughout his college career, seeing time as a long snapper for punts and placekicks, while also appearing at linebacker
- Played in 14 games in 2019, snapping on all punts and kicks, and made 13 tackles, including 1.0 sack
- Served as the team's long snapper for all 13 games and made 11 tackles on defense in 2018
- Played in 12 games as a sophomore in 2017 and totaled four tackles, one fumble recovery and one forced fumble
- Played in 12 games as a freshman and served as the primary long snapper

## PERSONAL

- Attended McKinney Boyd (McKinney, Texas) High School and was a 2014 all-state selection at linebacker
- Father, Marty, played football at Bowling Green
- Brother, Paine, played football at Rice

## ROSS MATISCIK'S NFL REGULAR SEASON STATISTICS

DATE	TEAM	GP
2020	Jaguars	16
2021	Jaguars	17
2022	Jaguars	17
2023	Jaguars	17
<b>NFL TOTALS</b>		<b>67</b>





**ROSS MATISCIK'S NFL POSTSEASON STATISTICS**

DATE	TEAM	GP
2022	Jaguars	2
<b>NFL TOTALS</b>		<b>2</b>

**2023 GAME-BY-GAME REGULAR-SEASON STATISTICS (JAGUARS)**

DATE	OPPONENT		W/L	SCORE
09/10	at Colts	P	W	31-21
09/17	Chiefs	P	L	9-17
09/24	Texans	P	L	17-37
10/01	Falcons	P	W	23-7
10/08	at Bills	P	W	25-20
10/15	Colts	P	W	37-20
10/19	at Saints	P	W	31-24
10/29	at Steelers	P	W	20-10
11/12	49ers	P	L	3-34
11/19	Titans	P	W	34-14
11/26	at Texans	P	W	24-21
12/04	Bengals	P	L	31-34+
12/10	at Browns	P	L	27-31
12/17	Ravens	P	L	7-23
12/24	at Buccaneers	P	L	12-30
12/31	Panthers	P	W	26-0
01/07	at Titans	P	L	20-28
<b>2023 TOTALS</b>		<b>17</b>	<b>9-8</b>	

+ - Overtime





# VENTRELL MILLER | 51

**POSITION:** LINEBACKER  
**HT:** 6-0 | **WT:** 232 | **DOB:** 1-15-1999  
**COLLEGE:** FLORIDA  
**HOMETOWN:** LAKELAND, FLA.  
**ACQ:** D4-'23  
**EXP:** 2nd YEAR

Twitter: [ventrell\\_miller](#)  
 Instagram: [trell\\_51](#)

## KEY TRANSACTIONS

- Originally drafted by Jacksonville in the fourth round (127th overall) of the 2023 Draft

## PRO

### 2023 (Jaguars)

- Spent the season on injured reserve

## COLLEGE

- Finished his career with 240 total tackles (124 solo), 23.5 tackles for loss, 7.5 sacks, two forced fumbles, two fumble recoveries and one interception in 49 games played
- Was a two-time SEC Defensive Player of the Week in 2020
- Recorded a career-high 16 total tackles against LSU on 12/12/20

## PERSONAL

- Majored in Family, Youth and Community Sciences

### VENTRELL MILLER'S NFL REGULAR SEASON DEFENSIVE STATISTICS

DATE	TEAM	GP	TACKLES							INTERCEPTIONS							O. FUMB				ST				MISC		
			GS	TK	S	A	TFL	YDS	SK	YDS	QBH	NO	YDS	LG	TD	PD	FF	FR	TD	YDS	TK	S	A	FF	FR	S	A
2023	Jaguars	0	0	0	0	0	0	0	0.0	0.0	0	0	0	0	0	0	0	0	0	0	0	0	0	0	0	0	0
<b>NFL TOTALS</b>		<b>0</b>	<b>0</b>	<b>0</b>	<b>0</b>	<b>0</b>	<b>0</b>	<b>0</b>	<b>0.0</b>	<b>0.0</b>	<b>0</b>	<b>0</b>	<b>0</b>	<b>0</b>	<b>0</b>	<b>0</b>	<b>0</b>	<b>0</b>	<b>0</b>	<b>0</b>	<b>0</b>	<b>0</b>	<b>0</b>	<b>0</b>	<b>0</b>	<b>0</b>	

### 2023 GAME-BY-GAME REGULAR-SEASON STATISTICS (JAGUARS)

DATE	OPPONENT	P/S	TACKLES							INTERCEPTIONS							O. FUMB				ST				MISC		W/L	SCORE					
			TK	S	A	SK	YDS	TFL	YDS	QBH	NO	YDS	LG	TD	PD	FF	FR	TD	YDS	TK	S	A	FF	FR	S	A							
09/10	at Colts																									W	31-21						
09/17	Chiefs																									L	9-17						
09/24	Texans																									L	17-37						
10/01	Falcons																									W	23-7						
10/08	at Bills																									W	25-20						
10/15	Colts																									W	37-20						
10/19	at Saints																									W	31-24						
10/29	at Steelers																									W	20-10						
11/12	49ers																									L	3-34						
11/19	Titans																									W	34-14						
11/26	at Texans																									W	24-21						
12/04	Bengals																									L	31-34+						
12/10	at Browns																									L	27-31						
12/17	Ravens																									L	7-23						
12/24	at Buccaneers																									L	12-30						
12/31	Panthers																									W	26-0						
01/07	at Titans																									L	20-28						
<b>2023 TOTALS</b>			<b>0</b>	<b>0</b>	<b>0</b>	<b>0.0</b>	<b>0.0</b>	<b>0</b>	<b>0</b>	<b>0</b>	<b>0</b>	<b>0</b>	<b>0</b>	<b>0</b>	<b>0</b>	<b>0</b>	<b>0</b>	<b>0</b>	<b>0</b>	<b>0</b>	<b>0</b>	<b>0</b>	<b>0</b>	<b>0</b>	<b>0</b>	<b>0</b>	<b>0</b>	<b>0</b>	<b>0</b>	<b>0</b>	<b>0</b>	<b>0</b>	<b>9-8</b>

+ - Overtime





## DENZEL MIMS | 83

POSITION: WIDE RECEIVER

HT: 6-3 | WT: 207 | DOB: 10-10-1997

COLLEGE: BAYLOR

HOMETOWN: DAINGERFIELD, TX

ACQ: FA '24

EXP: 5th YEAR

@\_\_zel15

### KEY TRANSACTIONS

- Originally drafted by the New York Jets in the second round (59th overall) in the 2020 NFL Draft
- Traded to Detroit on 7/20/23
- Signed to Pittsburgh's practice squad on 10/3/23
- Signed with Jacksonville as a free agent on 6/20/24

### PRO

#### 2023 (Steelers)

- Spent the remainder of the 2023 season on the practice squad

#### 2023 (Lions)

- Traded to the Lions on 7/20/23

#### 2022 (Jets)

- Appeared in 10 games (four starts) and recorded 11 receptions for 186 yards
- **10/30 vs. N.E.:** Recorded a career-long 63-yard reception

#### 2021 (Jets)

- Appeared in 11 games (three starts) and recorded eight receptions for 133 yards
- **9/12 at CAR:** Recorded a season-long 40-yard reception

#### 2020 (Jets)

- Ranked sixth among all rookies in 2020 with an average of 15.5 yards per catch (minimum 20 catches) and 10th with 11 explosive receptions (16-plus yards)
- Appeared in nine games (eight starts) and recorded 23 receptions for 357 yards
- **11/29 vs. MIA:** Recorded four receptions for 67 yards
- **11/22 at LAC:** Recorded three receptions for 71 yards
- **11/09 vs. N.E.:** Recorded four receptions for 62 yards

### COLLEGE

- Spent four seasons at Baylor (2016-19) where he played in 49 games (26 starts), totaling 186 receptions for 2,925 yards (15.7 avg.) for 28 touchdowns
- During his senior season (2019), he started in all 14 games, tallying 66 receptions for 1,020 yards (15.5 avg.) and 12 touchdowns to tie for the fifth most touchdowns in single-season program history.
- Was named First-Team All-Big 12 in both 2017 and 2018 and was named Second-Team All-Big 12 as a freshman in 2016

### PERSONAL

- Attended Daingerfield (Texas) High School as a two-way player at both receiver and safety. He earned 2015 Honorable Mention Class 3A All-State honors after logging 31 receptions for 721 yards (23.3 avg.) and 10 touchdowns, in addition to recording 24 rushes for 256 yards (10.7 avg.) and five touchdowns.
- 2015 Class 3A 200-meter State Champion with a time of 21.30 seconds
- Majored in health, kinesiology and leisure studies
- Son of Peggy Mims



**DENZEL MIMS' NFL REGULAR SEASON RUSHING/RECEIVING STATISTICS**

DATE	TEAM	GP	GS	RECEIVING					RUSHING				
				NO.	YDS.	AVG.	LG	TD	NO.	YDS.	AVG.	LG	TD
2020	Jets	9	8	23	357	15.5	30	0	0	0	0.0	0	0
2021	Jets	11	3	8	133	16.6	40	0	0	0	0.0	0	0
2022	Jets	10	4	11	186	16.9	63	0	0	0	0.0	0	0
2023	Lions	0	0	0	0	0.0	0	0	0	0	0.0	0	0
Went from <b>Detroit</b> to <b>Pittsburgh</b> .													
2023	Steelers	0	0	0	0	0.0	0	0	0	0	0.0	0	0
2023	TOTAL	0	0	0	0	0.0	0	0	0	0	0.0	0	0
<b>NFL TOTALS</b>		<b>30</b>	<b>15</b>	<b>42</b>	<b>676</b>	<b>16.1</b>	<b>63</b>	<b>0</b>	<b>0</b>	<b>0</b>	<b>0.0</b>	<b>0</b>	<b>0</b>

**DENZEL MIMS' NFL POSTSEASON RUSHING/RECEIVING STATISTICS**

DATE	TEAM	GP	GS	RECEIVING					RUSHING				
				NO.	YDS.	AVG.	LG	TD	NO.	YDS.	AVG.	LG	TD
2023	Steelers	0	0	0	0	0.0	0	0	0	0	0.0	0	0
<b>NFL TOTALS</b>		<b>0</b>	<b>0</b>	<b>0</b>	<b>0</b>	<b>0.0</b>	<b>0</b>	<b>0</b>	<b>0</b>	<b>0</b>	<b>0.0</b>	<b>0</b>	<b>0</b>

**SINGLE-GAME HIGHS: RECEIVING**

<b>Receptions</b>	4 vs. Miami Dolphins, Nov 29, 2020 4 vs. New England Patriots, Nov 09, 2020 ...1 more at 4.	<b>All-Purpose Yards</b>	76 vs. New England Patriots, Oct 30, 2022 71 at Los Angeles Chargers, Nov 22, 2020
<b>Receiving Yards</b>	76 vs. New England Patriots, Oct 30, 2022 71 at Los Angeles Chargers, Nov 22, 2020	<b>Miscellaneous Tackles</b>	1 vs. New England Patriots, Nov 09, 2020
<b>Receiving Average</b>	23.7 at Los Angeles Chargers, Nov 22, 2020 16.8 vs. Miami Dolphins, Nov 29, 2020	<b>Scrimmage Yards</b>	76 vs. New England Patriots, Oct 30, 2022 71 at Los Angeles Chargers, Nov 22, 2020
<b>Longest Receptions</b>	63 vs. New England Patriots, Oct 30, 2022 40 at Carolina Panthers, Sep 12, 2021		

**2023 GAME-BY-GAME REGULAR-SEASON STATISTICS (STEELERS)**

DATE	OPPONENT	P/S	RECEIVING					RUSHING					W/L	SCORE	
			NO.	YDS.	AVG.	LG	TD	NO.	YDS.	AVG.	LG	TD			
11/02	Titans		PRACTICE SQUAD											W	20-16
<b>2023 TOTALS</b>		<b>0-0</b>	<b>0</b>	<b>0</b>	<b>0.0</b>	<b>0</b>	<b>0</b>	<b>0</b>	<b>0</b>	<b>0</b>	<b>0.0</b>	<b>0</b>	<b>0</b>	<b>1-0</b>	

**2023 GAME-BY-GAME POSTSEASON STATISTICS (STEELERS)**

DATE	OPPONENT	P/S	RECEIVING					RUSHING					W/L	SCORE	
			NO.	YDS.	AVG.	LG	TD	NO.	YDS.	AVG.	LG	TD			
01/15	at Bills		PRACTICE SQUAD											L	17-31
<b>2023 TOTALS</b>		<b>0-0</b>	<b>0</b>	<b>0</b>	<b>0.0</b>	<b>0</b>	<b>0</b>	<b>0</b>	<b>0</b>	<b>0</b>	<b>0.0</b>	<b>0</b>	<b>0</b>	<b>0-1</b>	







# MITCH MORSE | 65

**POSITION:** OFFENSIVE LINEMAN  
**HT:** 6-6 | **WT:** 305 | **DOB:** 4-21-1992  
**COLLEGE:** MISSOURI  
**HOMETOWN:** AUSTIN, TX  
**ACQ:** FA-24  
**EXP:** 10th YEAR

 @mithenmor60  
 @mmorse61



## KEY TRANSACTIONS

- Originally drafted by New England in the second round (49th overall) in the 2015 draft
- Signed with Buffalo on 3/13/19
- Signed with Jacksonville on 3/13/24

## PRO

- Pro Bowl (2022)
- PFWA All-Rookie Team (2015)

### 2023 (Bills)

- Nominated by the Bills for the 2023 Art Rooney Sportsmanship Award
- Earned the "Kent Hull Stand Up Guy" award by the Buffalo PFWA for his positive dealings with the media
- Started in all 17 games and both playoff contests

### 2022 (Bills)

- Was named a captain for the 2022 season
- Selected to his first career Pro Bowl
- Started in all 13 games he appeared in and both playoff contests

### 2021 (Bills)

- Started in all 17 games and both playoff contests for the Bills

### 2020 (Bills)

- Started in the 14 games he appeared in and one playoff game, missed some time due to a concussion

### 2019 (Bills)

- Started in all 16 regular season games and one playoff game and both playoff games

### 2018 (Chiefs)

- Started in all 11 games he appeared in, missed some time due to a concussion

### 2017 (Chiefs)

- Started in all seven games he appeared in and one playoff game, missed some time due to a foot injury

### 2016 (Chiefs)

- Started in all 16 games he appeared in

### 2015 (Chiefs)

- Named to the 2015 PFWA All-Rookie Team after starting at center
- Started in all 15 games he appeared in

## COLLEGE

- Played four seasons at Missouri (2011-14)
- Received SEC Academic Honor Roll honors for three consecutive seasons (2012-14)
- Was named 2011 Academic All-Big 12 first team

## PERSONAL

- Earned a degree in hospitality management with an emphasis in food and beverage at Missouri
- Competed in football, basketball, and track at St. Michael's Catholic Academy
- He and his wife, Caitlin, have a daughter Kennedy, and a son, Deacon



### MITCH MORSE'S NFL REGULAR SEASON STATISTICS

DATE	TEAM	GP	GS
2015	Chiefs	15	15
2016	Chiefs	16	16
2017	Chiefs	7	7
2018	Chiefs	11	11
2019	Bills	16	16
2020	Bills	14	14
2021	Bills	17	17
2022	Bills	13	13
2023	Bills	17	17
<b>NFL TOTALS</b>		<b>126</b>	<b>126</b>

### MITCH MORSE'S NFL POSTSEASON STATISTICS

DATE	TEAM	GP	GS
2015	Chiefs	0	0
2016	Chiefs	1	1
2017	Chiefs	0	0
2018	Chiefs	2	2
2019	Bills	1	1
2020	Bills	3	3
2021	Bills	2	2
2022	Bills	2	2
2023	Bills	2	2
<b>NFL TOTALS</b>		<b>13</b>	<b>13</b>

### 2023 GAME-BY-GAME REGULAR-SEASON STATISTICS (BILLS)

DATE	OPPONENT	P/S	W/L	SCORE
09/11	at Jets	S	L	16-22+
09/17	Raiders	S	W	38-10
09/24	at Commanders	S	W	37-3
10/01	Dolphins	S	W	48-20
10/08	Jaguars	S	L	20-25
10/15	Giants	S	W	14-9
10/22	at Patriots	S	L	25-29
10/26	Buccaneers	S	W	24-18
11/05	at Bengals	S	L	18-24
11/13	Broncos	S	L	22-24
11/19	Jets	S	W	32-6
11/26	at Eagles	S	L	34-37+
12/10	at Chiefs	S	W	20-17
12/17	Cowboys	S	W	31-10
12/23	at Chargers	S	W	24-22
12/31	Patriots	S	W	27-21
01/07	at Dolphins	S	W	21-14
<b>2023 TOTALS</b>		<b>17-17</b>	<b>11-6</b>	

+ - Overtime

### 2023 GAME-BY-GAME POSTSEASON STATISTICS (BILLS)

DATE	OPPONENT	P/S	W/L	SCORE
01/15	Steelers	S	W	31-17
01/21	Chiefs	S	L	24-27
<b>2023 TOTALS</b>		<b>2-2</b>	<b>1-1</b>	





# CHAD MUMA | 48

**POSITION:** LINEBACKER  
**HT:** 6-3 | **WT:** 239 | **DOB:** 8-18-1999  
**COLLEGE:** WYOMING  
**HOMETOWN:** LONE TREE, COLO.  
**ACQ:** D3-'22  
**EXP:** 3rd YEAR

@chad\_muma  
 @chad\_muma

## KEY TRANSACTIONS

- Originally drafted by Jacksonville in the third round (70th overall) in the 2022 draft

## PRO

### 2023 (Jaguars)

- Played in 17 games (two starts) and recorded 12 tackles (five solo) and two passes defended... Added three solo tackles on special teams
- 11/12 vs. S.F.:** Recorded two tackles on special teams
- 10/8 at BUF:** Started at linebacker and recorded three solo tackles... Posted one tackle on special teams
- 10/1 vs. ATL:** Started at linebacker and posted a season-high seven tackles (three solo) and two passes defended

### 2022 (Jaguars)

- Saw action in 16 regular season games with two and both postseason games... In the regular season, he posted 37 tackles (22 solo), three tackles for loss, three quarterback hits, 1.5 sacks and one pass defended... On special teams, he posted nine tackles (five solo)... In the postseason he posted three solo tackles
- 1/7 vs. TEN:** Saw action at linebacker and on special teams and posted seven tackles (five solo), including one tackle for loss
- 12/4 at DET:** Started at linebacker and posted 11 tackles (seven solo) and 1.5 sack
- 11/27 vs. BAL:** Made his first career start at linebacker and played all 72 defensive snaps and 9 special teams snaps... Muma recorded a career-high in tackles (9) and solo tackles (4)

## COLLEGE

- Named 2021 Second-Team All-American by both the Walter Camp Football Foundation and Pro Football Focus (PFF)
- 2021 Third-Team All-America selection by Associated Press
- One of only six national finalists for this year's Butkus Award, honoring the nation's best linebacker, and he was one of 18 national semifinalists for the Chuck Bednarik Award, recognizing the nation's outstanding defensive player
- Ranked No. 3 in the nation in solo tackles (6.5 per game) and ranked No. 4 in the nation in total tackles (10.9 per game) for the 2021 season
- Tied for No. 2 in the nation in interceptions returned for touchdowns, with two "Pick Sixes" on the year
- Credited with 142 tackles for the 2021 season, which ranks as the fourth best single-season total in school history
- Tallied 267 career total tackles
- Elected a team captain as both a junior and senior at Wyoming

## PERSONAL

- He and his wife Alyssa were married in the summer of 2024
- Nearing completion of his bachelor's degree in mechanical engineering
- Named to the National Football Foundation Hampshire Honor Society in 2022
- Earned Academic All-Mountain West Conference honors four consecutive years
- The son of former Wyoming Cowboy Ty Muma, who lettered for the Cowboys in 1990 and '91

### CHAD MUMA'S NFL REGULAR SEASON DEFENSIVE STATISTICS

DATE	TEAM	GP	TACKLES							INTERCEPTIONS							O. FUMB					ST					MISC	
			GS	TK	S	A	TFL	YDS	SK	YDS	QBH	NO	YDS	LG	TD	PD	FF	FR	TD	YDS	TK	S	A	FF	FR	S	A	
2022	Jaguars	16	2	37	22	15	3	4	1.5	2.0	3	0	0	0	0	1	0	0	0	0	9	5	4	0	0	0	0	
2023	Jaguars	17	2	12	5	7	0	0	0.0	0.0	0	0	0	0	2	0	0	0	0	0	3	3	0	0	0	0		
<b>NFL TOTALS</b>		<b>33</b>	<b>4</b>	<b>49</b>	<b>27</b>	<b>22</b>	<b>3</b>	<b>4</b>	<b>1.5</b>	<b>2.0</b>	<b>3</b>	<b>0</b>	<b>0</b>	<b>0</b>	<b>3</b>	<b>0</b>	<b>0</b>	<b>0</b>	<b>0</b>	<b>0</b>	<b>12</b>	<b>8</b>	<b>4</b>	<b>0</b>	<b>0</b>	<b>0</b>	<b>0</b>	

### CHAD MUMA'S NFL POSTSEASON DEFENSIVE STATISTICS

DATE	TEAM	GP	TACKLES							INTERCEPTIONS							O. FUMB					ST					MISC	
			GS	TK	S	A	TFL	YDS	SK	YDS	QBH	NO	YDS	LG	TD	PD	FF	FR	TD	YDS	TK	S	A	FF	FR	S	A	
2022	Jaguars	2	0	3	3	0	0	0	0.0	0.0	0	0	0	0	0	0	0	0	0	0	0	0	0	0	0	0	0	
<b>NFL TOTALS</b>		<b>2</b>	<b>0</b>	<b>3</b>	<b>3</b>	<b>0</b>	<b>0</b>	<b>0</b>	<b>0.0</b>	<b>0.0</b>	<b>0</b>	<b>0</b>	<b>0</b>	<b>0</b>	<b>0</b>	<b>0</b>	<b>0</b>	<b>0</b>	<b>0</b>	<b>0</b>	<b>0</b>	<b>0</b>	<b>0</b>	<b>0</b>	<b>0</b>	<b>0</b>	<b>0</b>	



**SINGLE-GAME HIGHS: DEFENSIVE**

**Total Tackles** 11 at Detroit Lions, Dec 04, 2022  
 9 vs. Baltimore Ravens, Nov 27, 2022

**Solo Tackles** 7 at Detroit Lions, Dec 04, 2022  
 5 vs. Tennessee Titans, Jan 07, 2023

**Sacks** 1.5 at Detroit Lions, Dec 04, 2022

**Passes Defensed** 2 vs. Atlanta Falcons, Oct 01, 2023  
 1 vs. Las Vegas Raiders, Nov 06, 2022

**Tackles For Loss** 2 at Detroit Lions, Dec 04, 2022

**Special Teams Tackles** 3 vs. Indianapolis Colts, Sep 18, 2022  
 2 vs. San Francisco 49ers, Nov 12, 2023  
 ...1 more at 2.

**SINGLE-GAME HIGHS - POSTSEASON: DEFENSIVE**

**Total Tackles** 3 vs. Los Angeles Chargers, Jan 14, 2023

**Solo Tackles** 3 vs. Los Angeles Chargers, Jan 14, 2023

**2023 GAME-BY-GAME REGULAR-SEASON STATISTICS (JAGUARS)**

DATE	OPPONENT	P/S	TACKLES							INTERCEPTIONS					O. FUMB				ST				MISC		W/L	SCORE		
			TK	S	A	SK	YDS	TFL	YDS	QBH	NO	YDS	LG	TD	PD	FF	FR	TD	YDS	TK	S	A	FF	FR			S	A
09/10	at Colts	P	0	0	0	0.0	0.0	0	0	0	0	0	0	0	0	0	0	0	0	0	0	0	0	0	0	0	W	31-21
09/17	Chiefs	P	0	0	0	0.0	0.0	0	0	0	0	0	0	0	0	0	0	0	0	0	0	0	0	0	0	0	L	9-17
09/24	Texans	P	2	0	2	0.0	0.0	0	0	0	0	0	0	0	0	0	0	0	0	0	0	0	0	0	0	L	17-37	
10/01	Falcons	S	7	3	4	0.0	0.0	0	0	0	0	0	0	0	2	0	0	0	0	0	0	0	0	0	0	W	23-7	
10/08	at Bills	S	3	2	1	0.0	0.0	0	0	0	0	0	0	0	0	0	0	0	0	1	1	0	0	0	0	W	25-20	
10/15	Colts	P	0	0	0	0.0	0.0	0	0	0	0	0	0	0	0	0	0	0	0	0	0	0	0	0	0	W	37-20	
10/19	at Saints	P	0	0	0	0.0	0.0	0	0	0	0	0	0	0	0	0	0	0	0	0	0	0	0	0	0	W	31-24	
10/29	at Steelers	P	0	0	0	0.0	0.0	0	0	0	0	0	0	0	0	0	0	0	0	0	0	0	0	0	0	W	20-10	
11/12	49ers	P	0	0	0	0.0	0.0	0	0	0	0	0	0	0	0	0	0	0	0	2	2	0	0	0	0	L	3-34	
11/19	Titans	P	0	0	0	0.0	0.0	0	0	0	0	0	0	0	0	0	0	0	0	0	0	0	0	0	0	W	34-14	
11/26	at Texans	P	0	0	0	0.0	0.0	0	0	0	0	0	0	0	0	0	0	0	0	0	0	0	0	0	0	W	24-21	
12/04	Bengals	P	0	0	0	0.0	0.0	0	0	0	0	0	0	0	0	0	0	0	0	0	0	0	0	0	0	L	31-34+	
12/10	at Browns	P	0	0	0	0.0	0.0	0	0	0	0	0	0	0	0	0	0	0	0	0	0	0	0	0	0	L	27-31	
12/17	Ravens	P	0	0	0	0.0	0.0	0	0	0	0	0	0	0	0	0	0	0	0	0	0	0	0	0	0	L	7-23	
12/24	at Buccaneers	P	0	0	0	0.0	0.0	0	0	0	0	0	0	0	0	0	0	0	0	0	0	0	0	0	0	L	12-30	
12/31	Panthers	P	0	0	0	0.0	0.0	0	0	0	0	0	0	0	0	0	0	0	0	0	0	0	0	0	0	W	26-0	
01/07	at Titans	P	0	0	0	0.0	0.0	0	0	0	0	0	0	0	0	0	0	0	0	0	0	0	0	0	0	L	20-28	
<b>2023 TOTALS</b>			<b>17-2</b>	<b>12</b>	<b>5</b>	<b>7</b>	<b>0.0</b>	<b>0.0</b>	<b>0</b>	<b>0</b>	<b>0</b>	<b>0</b>	<b>0</b>	<b>0</b>	<b>2</b>	<b>0</b>	<b>0</b>	<b>0</b>	<b>0</b>	<b>3</b>	<b>3</b>	<b>0</b>	<b>0</b>	<b>0</b>	<b>0</b>	<b>9-8</b>		

+ - Overtime







## PATRICK MURTAGH | 88

**POSITION:** TIGHT END

**HT:** 6-6 | **WT:** 250 | **DOB:** 2-11-2000

**COLLEGE:** INTERNATIONAL PATHWAY PROGRAM

**HOMETOWN:** GOLD COAST, QLD.

**ACQ:** FA-'24

**EXP:** R

### KEY TRANSACTIONS

---

- Originally signed by Jacksonville via the NFL's International Pathway Program on 4/15/2024

### PERSONAL

---

- Selected to participate in the NFL's International Pathway Program for the 2024-25 season
- Gold Coast Suns Academy graduate
- National-level decathlete and a Queensland state champion in high school





# FOYESADE OLUOKUN | 23

POSITION: LINEBACKER

HT: 6-2 | WT: 230 | DOB: 8-2-1995

COLLEGE: YALE

HOMETOWN: ST. LOUIS, MO.

ACQ: UFA (ATL)-'22

EXP: 7th YEAR

 @foyelicious

 @foyelicious

## KEY TRANSACTIONS

- Originally drafted by Atlanta in the sixth round (200th overall) of the 2018 draft
- Signed by Jacksonville as an unrestricted free agent on 3/16/22
- Signed a contract extension with Jacksonville on 3/29/24

## PRO

### 2023 (Jaguars)

- Voted a captain for the 2023 season
- Started all 17 games and recorded 173 tackles (111 solo), 10 quarterback hits, eight tackles for loss, six passes defended, three fumble recoveries, one forced fumble and one interception he returned 24 yards for a touchdown... His 173 total tackles ranked fourth in the NFL
- **12/24 at T.B.:** Posted 12 total tackles (seven solo) and one quarterback hit... Became the fifth player in the NFL since 2000 to record three consecutive seasons with at least 150 tackles... Reached 500-career solo tackles
- **11/12 vs. S.F.:** Posted 2.0 sacks for a nine-yard loss, marking a single-game career-high sacks
- **10/19 at N.O.:** Posted 14 total tackles (nine solo), two passes defended and a 24-yard interception resulting in a touchdown for the first time in his career
- **10/15 vs. IND:** Recorded 15 total tackles (10 solo), two passes defended and one tackle for loss... Tied the most tackles in a single game against the Colts in team history

### 2022 (Jaguars)

- Voted a captain for the 2022 season
- Started all 17 games and both postseason games... In the regular season, he led the NFL with 184 tackles (128 solo), 12 tackles for loss, five passes defended, 2.0 sacks, two forced fumbles and two fumble recoveries... In the postseason he posted 27 tackles (12 solo) and two quarterback hits... Oluokun's 184 single-season total tackles and 128 solo tackles are the most in franchise history
- **1/7 vs. TEN:** Started at linebacker and recorded a team-leading 13 tackles (eight solo), 1.0 sack and one pass defended
- **12/22 at NYJ:** Started at linebacker and recorded six tackles (three solo), one QB hit, two passes defended and two forced fumbles
- **12/18 vs. DAL:** Started at linebacker and recorded 14 tackles (9 solo), including one tackle for loss... Oluokun surpassed 600 career tackles in the game
- **11/27 vs. BAL:** Recorded a career-high 18 tackles (13 solo)... Oluokun's 18 tackles tied for the third-most single-game tackles in the 2022 season and were the most by any Jaguars player since LB Paul Posluszny recorded 18 in 2015

### 2021 (Falcons)

- Started all 17 games totaling 192 total tackles (102 solo), four tackles for loss, seven quarterback hits, one forced fumble, 2.0 sacks, three interceptions and six passes defended
- In 2021, led the NFL in tackles (192) and also set new single-season career highs in passes defended (six), interceptions (three)
- **9/26 at NYG:** Matched his career-high with 14 total tackles (nine solo), one tackle for loss and one quarterback hit in Week 3 vs. the New York Giants

### 2020 (Falcons)

- Set single-season career-highs in sacks (3.0), forced fumbles (four) and quarterback hits (nine) in 15 games with 15 starts in 2020
- **11/8 vs. DEN:** Recorded 10 tackles and 1.0 sack

### 2019 (Falcons)

- Recorded 56 tackles (32 solo), two tackles for loss and six special teams tackles in 16 games in 2019

### 2018 (Falcons)

- During rookie campaign, played in 16 games with seven starts, tallying 89 tackles (50 solo), two tackles for loss, two QB hits, one pass defended and one special teams tackle

## COLLEGE

- Played in 42 total games for the Bulldogs and tallied 271 total tackles, 13.5 tackles for loss and four interceptions
- Made 75 total stops in 2016, earning Ivy League Honor Roll in games against Cornell and Princeton
- Played in just three games before suffering an injury in 2015. Blocked two FG attempts with eight tackles and two pass breakups



- Earned second-team All-Ivy League honors after playing in all 10 games and tallying a team-high 79 total tackles (36 solo) with two interceptions, one blocked kick, two pass breakups and 1.5 tackles for a loss in 2014
- Named a second-team All-Ivy League performer after starting all 10 games during his freshman season... Received Yale's Charles Loftus Award for the most valuable freshman, posting 59 tackles, one tackle for loss and four pass breakups

**PERSONAL**

- Traveled to Bristol, Manchester and Dublin during the 2024 UK player tour
- Named all-league, all-district and first-team all-state during his senior year at Johns Burroughs High School
- Earned eight varsity letters between football and basketball and was a team captain, all-league and all-district in basketball
- Played high school football with Dallas Cowboys running back Ezekiel Elliott
- In 2019, he served as a celebrity chef at a March of Dimes fundraiser at the College Football Hall of Fame
- <https://www.foyeoluokun.com/> (Has his own clothing line and website)

**FOYESADE OLUOKUN'S NFL REGULAR SEASON DEFENSIVE STATISTICS**

DATE	TEAM	GP	GS	TACKLES							INTERCEPTIONS						O. FUMB				ST			MISC			
				TK	S	A	TFL	YDS	SK	YDS	QBH	NO	YDS	LG	TD	PD	FF	FR	TD	YDS	TK	S	A	FF	FR	S	A
2018	Falcons	16	7	89	55	34	2	4	0.0	0.0	2	0	0	0	0	1	1	0	0	0	2	1	1	0	0	0	0
2019	Falcons	16	3	56	32	24	2	3	0.0	0.0	0	0	0	0	0	0	1	0	0	0	6	4	2	0	0	0	0
2020	Falcons	15	15	117	78	39	4	18	3.0	19.0	9	2	65	51	0	4	4	1	0	0	0	0	0	0	0	0	0
2021	Falcons	17	17	192	102	90	4	19	2.0	14.0	7	3	80	56	0	6	1	0	0	0	0	0	0	0	0	0	0
2022	Jaguars	17	17	184	128	56	12	26	2.0	12.0	9	0	0	0	0	5	2	2	0	0	0	0	0	0	0	0	0
2023	Jaguars	17	17	173	111	62	8	21	2.5	13.0	10	1	24	24t	1	6	1	3	0	0	0	0	0	0	0	0	0
<b>NFL TOTALS</b>		<b>98</b>	<b>76</b>	<b>811</b>	<b>506</b>	<b>305</b>	<b>32</b>	<b>91</b>	<b>9.5</b>	<b>58.0</b>	<b>37</b>	<b>6</b>	<b>169</b>	<b>56</b>	<b>1</b>	<b>22</b>	<b>10</b>	<b>6</b>	<b>0</b>	<b>0</b>	<b>8</b>	<b>5</b>	<b>3</b>	<b>0</b>	<b>0</b>	<b>0</b>	<b>0</b>

**FOYESADE OLUOKUN'S NFL POSTSEASON DEFENSIVE STATISTICS**

DATE	TEAM	GP	GS	TACKLES							INTERCEPTIONS						O. FUMB				ST			MISC			
				TK	S	A	TFL	YDS	SK	YDS	QBH	NO	YDS	LG	TD	PD	FF	FR	TD	YDS	TK	S	A	FF	FR	S	A
2022	Jaguars	2	2	27	12	15	0	0	0.0	0.0	2	0	0	0	0	0	0	0	0	0	0	0	0	0	0	0	0
<b>NFL TOTALS</b>		<b>2</b>	<b>2</b>	<b>27</b>	<b>12</b>	<b>15</b>	<b>0</b>	<b>0</b>	<b>0.0</b>	<b>0.0</b>	<b>2</b>	<b>0</b>	<b>0</b>	<b>0</b>	<b>0</b>	<b>0</b>	<b>0</b>	<b>0</b>	<b>0</b>	<b>0</b>	<b>0</b>	<b>0</b>	<b>0</b>	<b>0</b>	<b>0</b>	<b>0</b>	<b>0</b>

**SINGLE-GAME HIGHS: DEFENSIVE**

<b>Total Tackles</b>	18 vs. Baltimore Ravens, Nov 27, 2022 16 at Philadelphia Eagles, Oct 02, 2022 ...1 more at 16.	<b>Fumble Recoveries</b>	1 vs. Tennessee Titans, Nov 19, 2023 1 vs. Atlanta Falcons, Oct 01, 2023 ...4 more at 1.
<b>Solo Tackles</b>	13 vs. Baltimore Ravens, Nov 27, 2022 12 at Philadelphia Eagles, Oct 02, 2022 ...1 more at 12.	<b>Tackles For Loss</b>	3 vs. San Francisco 49ers, Nov 12, 2023 3 vs. Atlanta Falcons, Oct 01, 2023 ...2 more at 3.
<b>Sacks</b>	2.0 vs. San Francisco 49ers, Nov 12, 2023 1.0 vs. Tennessee Titans, Jan 07, 2023 ...6 more at 1.0.	<b>Interceptions</b>	1 at New Orleans Saints, Oct 19, 2023 1 at Buffalo Bills, Jan 02, 2022 ...4 more at 1.
<b>Passes Defensed</b>	2 at New Orleans Saints, Oct 19, 2023 2 vs. Indianapolis Colts, Oct 15, 2023 ...2 more at 2.	<b>Interception Return Yards</b>	56 at Miami Dolphins, Oct 24, 2021 51 at Kansas City Chiefs, Dec 27, 2020
<b>Forced Fumbles</b>	3 at Dallas Cowboys, Sep 20, 2020 2 at New York Jets, Dec 22, 2022	<b>Special Teams Tackles</b>	2 vs. Los Angeles Rams, Oct 20, 2019 1 vs. Carolina Panthers, Dec 08, 2019 ...5 more at 1.

**SINGLE-GAME HIGHS - POSTSEASON: DEFENSIVE**

<b>Total Tackles</b>	14 at Kansas City Chiefs, Jan 21, 2023 13 vs. Los Angeles Chargers, Jan 14, 2023	<b>Solo Tackles</b>	8 vs. Los Angeles Chargers, Jan 14, 2023 4 at Kansas City Chiefs, Jan 21, 2023
----------------------	-------------------------------------------------------------------------------------	---------------------	-----------------------------------------------------------------------------------



**2023 GAME-BY-GAME REGULAR-SEASON STATISTICS (JAGUARS)**

DATE	OPPONENT	P/S	TACKLES								INTERCEPTIONS					O. FUMB				ST					MISC		SCORE									
			TK	S	A	SK	YDS	TFL	YDS	QBH	NO	YDS	LG	TD	PD	FF	FR	TD	YDS	TK	S	A	FF	FR	S	A		W/L								
09/10	at Colts	S	13	8	5	0.0	0.0	0	0	1	0	0	0	0	1	0	0	0	0	0	0	0	0	0	0	0	0	0	0	0	0	0	0	0	W	31-21
09/17	Chiefs	S	10	6	4	0.0	0.0	0	0	0	0	0	0	0	0	0	1	0	0	0	0	0	0	0	0	0	0	0	0	0	0	0	0	L	9-17	
09/24	Texans	S	14	8	6	0.0	0.0	0	0	0	0	0	0	0	0	0	0	0	0	0	0	0	0	0	0	0	0	0	0	0	0	0	0	L	17-37	
10/01	Falcons	S	9	8	1	0.0	0.0	3	9	0	0	0	0	0	0	0	1	0	0	0	0	0	0	0	0	0	0	0	0	0	0	0	0	W	23-7	
10/08	at Bills	S	6	4	2	0.0	0.0	0	0	1	0	0	0	0	0	0	0	0	0	0	0	0	0	0	0	0	0	0	0	0	0	0	0	W	25-20	
10/15	Colts	S	15	10	5	0.0	0.0	1	1	0	0	0	0	0	2	0	0	0	0	0	0	0	0	0	0	0	0	0	0	0	0	0	0	W	37-20	
10/19	at Saints	S	14	9	5	0.0	0.0	0	0	0	1	24	24	1	2	0	0	0	0	0	0	0	0	0	0	0	0	0	0	0	0	0	0	W	31-24	
10/29	at Steelers	S	11	9	2	0.0	0.0	0	0	1	0	0	0	0	0	1	0	0	0	0	0	0	0	0	0	0	0	0	0	0	0	0	0	W	20-10	
11/12	49ers	S	9	6	3	2.0	9.0	3	11	2	0	0	0	0	0	0	0	0	0	0	0	0	0	0	0	0	0	0	0	0	0	0	0	L	3-34	
11/19	Titans	S	6	1	5	0.5	4.0	0	0	1	0	0	0	0	0	0	1	0	0	0	0	0	0	0	0	0	0	0	0	0	0	0	0	W	34-14	
11/26	at Texans	S	11	8	3	0.0	0.0	0	0	0	0	0	0	0	0	0	0	0	0	0	0	0	0	0	0	0	0	0	0	0	0	0	0	W	24-21	
12/04	Bengals	S	13	8	5	0.0	0.0	0	0	1	0	0	0	0	0	0	0	0	0	0	0	0	0	0	0	0	0	0	0	0	0	0	0	L	31-34+	
12/10	at Browns	S	7	5	2	0.0	0.0	1	0	0	0	0	0	0	0	0	0	0	0	0	0	0	0	0	0	0	0	0	0	0	0	0	0	L	27-31	
12/17	Ravens	S	10	8	2	0.0	0.0	0	0	1	0	0	0	0	0	0	0	0	0	0	0	0	0	0	0	0	0	0	0	0	0	0	0	L	7-23	
12/24	at Buccaneers	S	12	7	5	0.0	0.0	0	0	1	0	0	0	0	0	0	0	0	0	0	0	0	0	0	0	0	0	0	0	0	0	0	0	L	12-30	
12/31	Panthers	S	6	3	3	0.0	0.0	0	0	1	0	0	0	0	1	0	0	0	0	0	0	0	0	0	0	0	0	0	0	0	0	0	0	W	26-0	
01/07	at Titans	S	7	3	4	0.0	0.0	0	0	0	0	0	0	0	0	0	0	0	0	0	0	0	0	0	0	0	0	0	0	0	0	0	0	L	20-28	
<b>2023 TOTALS</b>			<b>17-17</b>	<b>173</b>	<b>111</b>	<b>62</b>	<b>2.5</b>	<b>13.0</b>	<b>8</b>	<b>21</b>	<b>10</b>	<b>1</b>	<b>24</b>	<b>24T</b>	<b>1</b>	<b>6</b>	<b>1</b>	<b>3</b>	<b>0</b>	<b>0</b>	<b>0</b>	<b>0</b>	<b>0</b>	<b>0</b>	<b>0</b>	<b>0</b>	<b>0</b>	<b>0</b>	<b>0</b>	<b>0</b>	<b>0</b>	<b>0</b>	<b>9-8</b>			

+ - Overtime







## AMANI ORUWARIYE | 27

**POSITION:** CORNERBACK  
**HT:** 6-2 | **WT:** 200 | **DOB:** 2-9-1996  
**COLLEGE:** PENN STATE  
**HOMETOWN:** TAMPA, FLA.  
**ACQ:** FA-'23  
**EXP:** 6th YEAR



### KEY TRANSACTIONS

- Originally selected by Detroit in the fifth round (146th pick overall) of the 2019 NFL Draft.
- Signed to the Giants practice squad on 3/23/23
- Signed to Jacksonville's practice squad on 10/17/23

### PRO

#### 2023 (Jaguars)

- Did not see game action after joining the practice squad on 10/17

#### 2022 (Lions)

- Appeared in 14 games with five starts and made 43 tackles (35 solo), one tackle for loss, three passes defended and one fumble recovery
- **10/30 vs. MIA:** Had eight tackles (six solo) in his final start of the season
- **10/23 at DAL:** Recovered a fumble and added five tackles (four solo)
- **9/25 at MIN:** Posted a career-high-tying nine tackles (seven solo), including one for loss

#### 2021 (Lions)

- Started all 14 games in which he played for Detroit... Tallied career-high totals of 57 tackles (44 solo) and six interceptions for 73 yards and had 11 passes defended, two tackles for loss and one fumble recovery... His six interceptions ranked third-most in the NFL
- **12/19 at ARI:** Intercepted a QB Kyler Murray pass and returned it a career-long 50 yards
- **10/10 at MIN:** Posted a career-high nine tackles
- **10/03 at CHI:** Made six tackles (three solo) and recorded one pass defended and one interception... This marked his second consecutive week with an interception for the first time in his career

#### 2020 (Lions)

- Played in 16 games with 15 starts, both career highs, and posted 53 tackles (45 solo), seven passes defended and one interception
- **12/06 at CHI:** Reached a single-game career-high in both total tackles and solo tackles (five)
- **11/22 at CAR:** Hauled in his only interception of the season... Added five tackles (three solo) and one pass defended

#### 2019 (Lions)

- Played in nine games with two starts as a rookie... Made 18 tackles (17 solo) and added three passes defended and two interceptions... Was the first Lions rookie cornerback since 2010 with two picks
- **12/29 vs. GB:** Caught the second interception of his career and made four solo tackles in the season finale
- **11/28 vs. CHI:** Recorded a career-high six tackles (all solo)
- **11/24 at WAS:** Intercepted QB Dwayne Haskins for his first career interception... Added five solo tackles

### COLLEGE

- Played in 48 games with 13 starts at Penn State (2015-18), and posted career totals of 107 tackles, 8 interceptions and 30 passes defended
- In 2018, started all 13 games and totaled 51 tackles, 2 tackles for loss, 3 interceptions and 15 passes defended... Named first-team All-Big Ten and the team's Co-Most Valuable Defensive Player... Participated in the Reese's Senior Bowl
- In 2017, played in 11 games and registered 28 tackles, 4 interceptions and 12 passes defended and was named 2nd-Team All-Big Ten
- In 2016, played in 11 games and made 23 tackles, one interception and 2 passes defended
- As a freshman in 2015, played in 13 games and had 5 tackles and one pass defended

### PERSONAL

- Earned a degree in telecommunications and broadcast journalism
- Three-year letterman at Gaither High School in Tampa, Fla.
- As a senior, named team MVP after recording 47 tackles, 2 for loss, 4 interceptions and 9 pass breakups, plus 4 blocked kicks... Selected first-team all-district honors and was invited to play in the Hillsborough County All-Star Game following his senior season
- As a junior, totaled 43 tackles, 3 interceptions and 3 blocked kicks... Helped the Cowboys win the 2012 Class 7-A District title
- As a sophomore, had 31 stops with 5 interceptions and helped Gaither win 2 playoff games
- Full name is Amani Horatio Oruwariye
- Son of Alfred and Karen Oruwariye... Has 2 older brothers, Alfred and Aaron



AMANI DRUWARIYE'S NFL REGULAR SEASON DEFENSIVE STATISTICS

DATE	TEAM	GP	TACKLES							INTERCEPTIONS							O. FUMB					ST				MISC	
			GS	TK	S	A	TFL	YDS	SK	YDS	QBH	NO	YDS	LG	TD	PD	FF	FR	TD	YDS	TK	S	A	FF	FR	S	A
2019	Lions	9	2	18	17	1	0	0	0.0	0.0	0	2	0	0	0	3	0	0	0	0	1	1	0	0	0	0	0
2020	Lions	16	15	53	45	8	1	6	0.0	0.0	0	1	0	0	7	0	0	0	0	0	0	0	0	0	0	0	
2021	Lions	14	14	57	44	13	2	4	0.0	0.0	0	6	73	50	0	11	0	1	0	0	0	0	0	0	0	0	
2022	Lions	14	5	43	35	8	1	0	0.0	0.0	0	0	0	0	3	0	1	0	0	1	1	0	0	0	0	0	
2023	Giants	0	0	0	0	0	0	0	0.0	0.0	0	0	0	0	0	0	0	0	0	0	0	0	0	0	0	0	
Went from N.Y. Giants to Jacksonville.																											
2023	Jaguars	0	0	0	0	0	0	0	0.0	0.0	0	0	0	0	0	0	0	0	0	0	0	0	0	0	0	0	0
2023	TOTAL	0	0	0	0	0	0	0	0.0	0.0	0	0	0	0	0	0	0	0	0	0	0	0	0	0	0	0	0
<b>NFL TOTALS</b>		<b>53</b>	<b>36</b>	<b>171</b>	<b>141</b>	<b>30</b>	<b>4</b>	<b>10</b>	<b>0.0</b>	<b>0.0</b>	<b>0</b>	<b>9</b>	<b>73</b>	<b>50</b>	<b>0</b>	<b>24</b>	<b>0</b>	<b>2</b>	<b>0</b>	<b>0</b>	<b>2</b>	<b>2</b>	<b>0</b>	<b>0</b>	<b>0</b>	<b>0</b>	<b>0</b>

SINGLE-GAME HIGHS: DEFENSIVE

<b>Total Tackles</b>	9 at Minnesota Vikings, Sep 25, 2022 9 at Minnesota Vikings, Oct 10, 2021	<b>Tackles For Loss</b>	1 at Minnesota Vikings, Sep 25, 2022 1 vs. Minnesota Vikings, Dec 05, 2021 ...2 more at 1.
<b>Solo Tackles</b>	7 at Minnesota Vikings, Sep 25, 2022 7 vs. Minnesota Vikings, Dec 05, 2021	<b>Interceptions</b>	1 vs. Arizona Cardinals, Dec 19, 2021 1 vs. Chicago Bears, Nov 25, 2021 ...7 more at 1.
<b>Passes Defensed</b>	2 vs. Arizona Cardinals, Dec 19, 2021 2 vs. Chicago Bears, Nov 25, 2021 ...4 more at 2.	<b>Interception Return Yards</b>	50 vs. Arizona Cardinals, Dec 19, 2021 18 vs. Cincinnati Bengals, Oct 17, 2021
<b>Fumble Recoveries</b>	1 at Dallas Cowboys, Oct 23, 2022 1 at Pittsburgh Steelers, Nov 14, 2021	<b>Special Teams Tackles</b>	1 vs. Chicago Bears, Nov 28, 2019

2023 GAME-BY-GAME REGULAR-SEASON STATISTICS (GIANTS/JAGUARS)

DATE	OPPONENT	P/S	TACKLES							INTERCEPTIONS							O. FUMB					ST				MISC		
			TK	S	A	SK	YDS	TFL	YDS	QBH	NO	YDS	LG	TD	PD	FF	FR	TD	YDS	TK	S	A	FF	FR	S	A	W/L	SCORE
09/10	Cowboys																									L	0-40	
09/17	at Cardinals																									W	31-28	
09/21	at 49ers																									L	12-30	
10/02	Seahawks																									L	3-24	
10/08	at Dolphins																									L	16-31	
Went from Giants to Jaguars.																												
12/04	Bengals																									L	31-34+	
<b>2023 TOTALS</b>			<b>0</b>	<b>0</b>	<b>0</b>	<b>0.0</b>	<b>0.0</b>	<b>0</b>	<b>0</b>	<b>0</b>	<b>0</b>	<b>0</b>	<b>0</b>	<b>0</b>	<b>0</b>	<b>0</b>	<b>0</b>	<b>0</b>	<b>0</b>	<b>0</b>	<b>0</b>	<b>0</b>	<b>0</b>	<b>0</b>	<b>0</b>	<b>0</b>	<b>0</b>	<b>1-5</b>

+ - Overtime





# ESEZI OTOMEWO | 90

**POSITION:** DEFENSIVE TACKLE  
**HT:** 6-5 | **WT:** 282 | **DOB:** 3-9-1999  
**COLLEGE:** MINNESOTA  
**HOMETOWN:** INDIANAPOLIS, IND.  
**ACQ:** FA'-23  
**EXP:** 3rd YEAR

@EzeziOtomewo  
 @esezi

## KEY TRANSACTIONS

- Originally drafted by Minnesota in the fifth round (165th overall) of the 2022 draft
- Signed to Jacksonville's practice squad on 8/31/23

## PRO

### 2023 (Jaguars)

- Spent the season on the practice squad

### 2022 (Vikings)

- Appeared in five games and recorded five tackles

## COLLEGE

- Played three seasons at the University of Minnesota (2018-21)
- Started all 13 games in 2021, tallying 30 tackles, 4.5 tackles for loss, 3.0 sacks and one safety
- Played in seven games in 2020, totaling 15 tackles and one sack at Illinois
- Appeared in all 13 games in 2019, making 22 tackles, 5.0 tackles for loss and 2.5 sacks

## PERSONAL

- Attended Red Lion Christian High School in Bear, Del.
- Played high school football with Bengals RB Chris Evans
- Has three sisters, one full and two half sisters
- Business and marketing major

## ESEZI OTOMEWO'S NFL REGULAR SEASON DEFENSIVE STATISTICS

DATE	TEAM	GP	TACKLES							INTERCEPTIONS						O. FUMB				ST				MISC				
			GS	TK	S	A	TFL	YDS	SK	YDS	QBH	NO	YDS	LG	TD	PD	FF	FR	TD	YDS	TK	S	A	FF	FR	S	A	
2022	Vikings	5	0	5	3	2	1	1	0.0	0.0	0	0	0	0	0	0	0	0	0	0	0	0	0	0	0	0	0	0
2023	Jaguars	0	0	0	0	0	0	0	0.0	0.0	0	0	0	0	0	0	0	0	0	0	0	0	0	0	0	0	0	0
<b>NFL TOTALS</b>		<b>5</b>	<b>0</b>	<b>5</b>	<b>3</b>	<b>2</b>	<b>1</b>	<b>1</b>	<b>0.0</b>	<b>0.0</b>	<b>0</b>	<b>0</b>	<b>0</b>	<b>0</b>	<b>0</b>	<b>0</b>	<b>0</b>	<b>0</b>	<b>0</b>	<b>0</b>	<b>0</b>	<b>0</b>	<b>0</b>	<b>0</b>	<b>0</b>	<b>0</b>	<b>0</b>	<b>0</b>

## ESEZI OTOMEWO'S NFL POSTSEASON DEFENSIVE STATISTICS

DATE	TEAM	GP	TACKLES							INTERCEPTIONS						O. FUMB				ST				MISC				
			GS	TK	S	A	TFL	YDS	SK	YDS	QBH	NO	YDS	LG	TD	PD	FF	FR	TD	YDS	TK	S	A	FF	FR	S	A	
2022	Vikings	0	0	0	0	0	0	0	0.0	0.0	0	0	0	0	0	0	0	0	0	0	0	0	0	0	0	0	0	0
<b>NFL TOTALS</b>		<b>0</b>	<b>0</b>	<b>0</b>	<b>0</b>	<b>0</b>	<b>0</b>	<b>0</b>	<b>0.0</b>	<b>0.0</b>	<b>0</b>	<b>0</b>	<b>0</b>	<b>0</b>	<b>0</b>	<b>0</b>	<b>0</b>	<b>0</b>	<b>0</b>	<b>0</b>	<b>0</b>	<b>0</b>	<b>0</b>	<b>0</b>	<b>0</b>	<b>0</b>	<b>0</b>	<b>0</b>

## SINGLE-GAME HIGHS: DEFENSIVE

**Total Tackles** 1 at Chicago Bears, Jan 08, 2023  
 1 at Green Bay Packers, Jan 01, 2023  
 ...3 more at 1.

**Solo Tackles** 1 at Chicago Bears, Jan 08, 2023  
 1 vs. New York Giants, Dec 24, 2022  
 ...1 more at 1.









# ANDREW PARKER JR. | 58

**POSITION:** LINEBACKER  
**HT:** 5-11 | **WT:** 226 | **DOB:** 7-26-2000  
**COLLEGE:** APPALACHIAN STATE  
**HOMETOWN:** NEW ORLEANS, LA.  
**ACQ:** UDFA-'24  
**EXP:** R

@AndrewParkerII  
 @re1entless\_

## KEY TRANSACTIONS

- Originally signed as an undrafted free agent with Jacksonville on 4/30/24

## COLLEGE

- Played in 55 career games in college including 26 at Appalachian State and 29 at Arkansas
- Recorded 182 total tackles (80 solo), 9.5 tackles for loss, 3.0 sacks, three passes defended, one forced fumble and one fumble recovery from 2022-2023 at Appalachian State
- Played for Arkansas from 2018-2021
- Named to First Team All-Sun Belt in 2023 and was named Appalachian State's 2023 Defensive Player of the Year

## PERSONAL

- Attended Sophie B. Wright High School
- Credited with 107 tackles, 26 tackles for loss, three forced fumbles and one recovered fumble while rushing for 275 yards and a touchdown on 14 carries in high school
- Has a Bachelor's of Science in physics

## ANDREW PARKER JR.'S COLLEGE DEFENSIVE STATISTICS

DATE	TEAM	GP	GS	TACKLES							INTERCEPTIONS					O. FUMB				ST			MISC				
				TK	S	A	TFL	YDS	SK	YDS	QBH	NO	YDS	LG	TD	PD	FF	FR	TD	YDS	TK	S	A	FF	FR	S	A
2019	Arkansas	7	0	5	2	3	0.0	0.0	0.0	0.0	0	0	0	0	0	0	0	0	0	0	0	0	0	0	0	0	0
2020	Arkansas	10	0	12	3	9	0.0	0.0	0.0	0.0	0	0	0	0	0	0	0	0	0	0	0	0	0	0	0	0	
2021	Arkansas	13	0	7	4	3	1.0	5.0	1.0	5.0	2	0	0	0	0	0	0	0	0	0	0	0	0	0	0	0	
2022	App State	12	10	68	28	40	3.5	16.0	1.0	14.0	0	0	0	0	0	1	1	0	0	0	0	0	0	0	0	0	
2023	App State	14	14	110	51	59	6.0	30.0	2.0	19.0	4	0	0	0	0	2	0	1	0	0	0	0	0	0	0	0	
<b>TOTALS</b>		<b>56</b>	<b>24</b>	<b>202</b>	<b>88</b>	<b>114</b>	<b>10.5</b>	<b>51.0</b>	<b>4.0</b>	<b>38.0</b>	<b>6</b>	<b>0</b>	<b>0</b>	<b>0</b>	<b>0</b>	<b>3</b>	<b>1</b>	<b>1</b>	<b>0</b>	<b>0</b>	<b>0</b>	<b>0</b>	<b>0</b>	<b>0</b>	<b>0</b>	<b>0</b>	

## COLLEGE 2023 GAME-BY-GAME STATISTICS (APP STATE)

DATE	OPPONENT	P/S	TACKLES							INTERCEPTIONS					O. FUMB				ST			MISC		SCORE				
			TK	S	A	SK	YDS	TFL	YDS	QBH	NO	YDS	LG	TD	PD	FF	FR	TD	YDS	TK	S	A	FF		FR	S	A	W/L
09/02	Gardner-Webb	S	6	2	4	0.0	0.0	0.0	0.0	0	0	0	0	0	1	0	0	0	0	0	0	0	0	0	0	0	W	45-24
09/09	at North Carolina	S	12	8	4	0.0	0.0	0.0	0.0	0	0	0	0	0	0	0	0	0	0	0	0	0	0	0	0	0	L	34-40
09/16	East Carolina	S	7	3	4	1.0	11.0	1.5	12.0	1	0	0	0	0	0	0	0	0	0	0	0	0	0	0	0	0	W	43-28
09/23	at Wyoming	S	3	3	0	1.0	8.0	1.0	8.0	0	0	0	0	0	0	0	0	0	0	0	0	0	0	0	0	0	L	19-22
09/30	at ULM	S	9	4	5	0.0	0.0	0.0	0.0	0	0	0	0	0	0	0	0	0	0	0	0	0	0	0	0	0	W	41-40
10/10	Coastal Carolina	S	12	5	7	0.0	0.0	0.0	0.0	1	0	0	0	0	0	0	0	0	0	0	0	0	0	0	0	0	L	24-27
10/21	at Old Dominion	S	6	2	4	0.0	0.0	0.0	0.0	0	0	0	0	0	0	0	0	0	0	0	0	0	0	0	0	0	L	21-28
10/28	Southern Miss.	S	13	5	8	0.0	0.0	0.0	0.0	0	0	0	0	0	0	0	0	0	0	0	0	0	0	0	0	0	W	48-38
11/04	Marshall	S	5	2	3	0.0	0.0	1.5	4.0	1	0	0	0	0	0	0	0	0	0	0	0	0	0	0	0	0	W	31-9
11/11	at Georgia St.	S	14	10	4	0.0	0.0	2.0	6.0	1	0	0	0	0	0	0	1	0	0	0	0	0	0	0	0	0	W	42-14
11/18	at James Madison	S	7	3	4	0.0	0.0	0.0	0.0	0	0	0	0	0	1	0	0	0	0	0	0	0	0	0	0	0	W	26-23
11/25	Ga. Southern	S	5	1	4	0.0	0.0	0.0	0.0	0	0	0	0	0	0	0	0	0	0	0	0	0	0	0	0	0	W	55-27
12/02	at Troy	S	5	1	4	0.0	0.0	0.0	0.0	0	0	0	0	0	0	0	0	0	0	0	0	0	0	0	0	0	L	23-49
12/16	Miami (OH)	S	6	2	4	0.0	0.0	0.0	0.0	0	0	0	0	0	0	0	0	0	0	0	0	0	0	0	0	0	W	13-9
<b>2023 TOTALS</b>		<b>14-14</b>	<b>110</b>	<b>51</b>	<b>59</b>	<b>2.0</b>	<b>19.0</b>	<b>6.0</b>	<b>30.0</b>	<b>4</b>	<b>0</b>	<b>0</b>	<b>0</b>	<b>0</b>	<b>2</b>	<b>0</b>	<b>1</b>	<b>0</b>	<b>0</b>	<b>0</b>	<b>0</b>	<b>0</b>	<b>0</b>	<b>0</b>	<b>0</b>	<b>0</b>	<b>9-5</b>	





# RILEY PATTERSON | 38

**POSITION:** KICKER  
**HT:** 6-0 | **WT:** 190 | **DOB:** 9-7-1999  
**COLLEGE:** MEMPHIS  
**HOMETOWN:** EDWARDSVILLE, ILL.  
**ACQ:** FA-'24  
**EXP:** 4th YEAR

@rpdiddy6

## KEY TRANSACTIONS

- Originally signed as a rookie free agent by Minnesota on 5/5/21
- Signed to the New England's practice squad on 10/19/21
- Signed by Detroit on 11/16/21
- Claimed off of waivers by Jacksonville on 8/31/22
- Traded to Detroit on 5/25/2023
- Signed to the Cleveland Brown's practice squad on 12/25/2023
- Signed a reserve/future contract with Jacksonville on 2/6/2024

## PRO

### 2023 (Browns)

- Saw action in two games and recorded one field goal and six extra points

### 2023 (Lions)

- Played in 13 games and recorded 15 of 17 made field goal attempts, one of which from 50+ yards... Made 35 of 37 extra point attempts

### 2022 (Jaguars)

- Saw action in all 17 regular season games and both postseason matchups... In the regular season, he completed 30 field goals on 35 attempts and 41 extra points on 44 attempts... In the postseason, he posted 100 percent accuracy after he converted all three field goals and all four extra points
- **1/21 at K.C.:** Connected on two (41 and 48-yard) field goal attempts
- **1/14 vs. LAC:** Connected on a game-winning 36-yard field goal as time expired, giving the Jaguars the largest comeback victory in franchise history and the third-largest postseason comeback in NFL history
- **12/18 vs. DAL:** Connected on two (33 and 48-yard) field goals... His 48-yard field goal as time expired sent the game into overtime

### 2021 (Lions)

- Appeared in seven games for the Lions
- Converted 10-straight field goals to start his career in 2021
- **12/26 vs. ARZ:** Converted 3-of-3 field goal attempts and made his only extra point opportunity... Was named NFC Special Teams Player of the Week

## COLLEGE

- Played four seasons at Memphis, where he went 64-83 (77.1%) on field goal attempts with a career-long of 56 yards and went 240-246 (97.6%) on point-after tries, accruing 432 points
- Patterson ranks second in Memphis history in field-goal percentage (77.1%) and points (432)... He also ranks third in program history in field goals made (64) and field goals attempted (83)

## PERSONAL

- Attended Edwardsville (Ill.) High School, where he earned First-Team All-Southwestern Conference honors and was named to the St. Louis Post-Dispatch All-Metro Third-Team in 2016
- Ranked as the fourth-best kicker in the 2017 high school recruiting class by Kohl's Kicking and Punting
- Interned with St. Jude in their Sports Marketing department in the summer of 2019
- Son of Kevin and Tracy Patterson



### RILEY PATTERSON'S NFL REGULAR SEASON KICKING STATISTICS

DATE	TEAM	GP	FGM	FGA	PCT.	LG	XP	XPA	PCT.	BLK	PTS
2021	Patriots	0	0	0	0.0	0	0	0	0.0	0	0
Went from <b>New England</b> to <b>Detroit</b> .											
2021	Lions	7	13	14	92.9	49	16	16	100.0	0	55
2021	TOTAL	7	13	14	92.9	49	16	16	100.0	0	55
2022	Jaguars	17	30	35	85.7	53	36	37	97.3	0	126
2023	Lions	13	15	17	88.2	52	35	37	94.6	0	80
Went from <b>Detroit</b> to <b>Cleveland</b> .											
2023	Browns	2	1	1	100.0	33	6	7	85.7	0	9
2023	TOTAL	15	16	18	88.9	52	41	44	93.2	0	89
<b>NFL TOTALS</b>		<b>39</b>	<b>59</b>	<b>67</b>	<b>88.1</b>	<b>53</b>	<b>93</b>	<b>97</b>	<b>95.9</b>	<b>0</b>	<b>270</b>

### RILEY PATTERSON'S NFL POSTSEASON KICKING STATISTICS

DATE	TEAM	GP	FGM	FGA	PCT.	LG	XP	XPA	PCT.	BLK	PTS
2022	Jaguars	2	3	3	100.0	48	4	4	100.0	0	13
2023	Browns	1	0	0	0.0	0	2	2	100.0	0	2
<b>NFL TOTALS</b>		<b>3</b>	<b>3</b>	<b>3</b>	<b>100.0</b>	<b>48</b>	<b>6</b>	<b>6</b>	<b>100.0</b>	<b>0</b>	<b>15</b>

### RILEY PATTERSON'S NFL REGULAR SEASON FIELD-GOAL ACCURACY STATISTICS

DATE	TEAM	1-19	PCT.	20-29	PCT.	30-39	PCT.	40-49	PCT.	50+	PCT.
2021	Patriots	0-0	0.0	0-0	0.0	0-0	0.0	0-0	0.0	0-0	0.0
Went from <b>New England</b> to <b>Detroit</b> .											
2021	Lions	0-0	0.0	3-3	100.0	6-6	100.0	4-4	100.0	0-1	0.0
2021	TOTAL	0-0	0.0	3-3	100.0	6-6	100.0	4-4	100.0	0-1	0.0
2022	Jaguars	0-0	0.0	8-8	100.0	10-11	90.9	10-13	76.9	2-3	66.7
2023	Lions	0-0	0.0	2-3	66.7	10-10	100.0	2-2	100.0	1-2	50.0
Went from <b>Detroit</b> to <b>Cleveland</b> .											
2023	Browns	0-0	0.0	0-0	0.0	1-1	100.0	0-0	0.0	0-0	0.0
2023	TOTAL	0-0	0.0	2-3	66.7	11-11	100.0	2-2	100.0	1-2	50.0
<b>NFL TOTALS</b>		<b>0-0</b>	<b>0.0</b>	<b>13-14</b>	<b>92.9</b>	<b>27-28</b>	<b>96.4</b>	<b>16-19</b>	<b>84.2</b>	<b>3-6</b>	<b>50.0</b>

### RILEY PATTERSON'S NFL POSTSEASON FIELD-GOAL ACCURACY STATISTICS

DATE	TEAM	1-19	PCT.	20-29	PCT.	30-39	PCT.	40-49	PCT.	50+	PCT.
2022	Jaguars	0-0	0.0	0-0	0.0	1-1	100.0	2-2	100.0	0-0	0.0
2023	Browns	0-0	0.0	0-0	0.0	0-0	0.0	0-0	0.0	0-0	0.0
<b>NFL TOTALS</b>		<b>0-0</b>	<b>0.0</b>	<b>0-0</b>	<b>0.0</b>	<b>1-1</b>	<b>100.0</b>	<b>2-2</b>	<b>100.0</b>	<b>0-0</b>	<b>0.0</b>

#### SINGLE-GAME HIGHS: KICKER

<b>Field Goals Made</b>	4 vs. Las Vegas Raiders, Oct 30, 2023 4 at New York Jets, Dec 22, 2022	<b>Points</b>	14 vs. Las Vegas Raiders, Oct 30, 2023 13 at New York Jets, Dec 22, 2022 ...1 more at 13.
<b>Field Goal Attempts</b>	5 vs. Las Vegas Raiders, Oct 30, 2023 5 at New York Jets, Dec 22, 2022	<b>Special Teams Tackles</b>	1 at Seattle Seahawks, Jan 02, 2022
<b>Longest Field Goals Made</b>	53 at Houston Texans, Jan 01, 2023 52 vs. Las Vegas Raiders, Oct 30, 2023 ...1 more at 52.	<b>Kickoff Average</b>	65.2 vs. Dallas Cowboys, Dec 18, 2022 64.8 at Los Angeles Chargers, Sep 25, 2022
<b>Longest Field Goal Attempts</b>	55 at Seattle Seahawks, Jan 02, 2022 53 at Houston Texans, Jan 01, 2023	<b>Extra Point Attempt Percentage</b>	100.0 at Los Angeles Chargers, Nov 12, 2023 100.0 vs. Carolina Panthers, Oct 08, 2023
<b>PATs Made</b>	6 vs. Carolina Panthers, Oct 08, 2023 5 at Los Angeles Chargers, Nov 12, 2023	<b>Field Goal Percentage</b>	80.0 vs. Las Vegas Raiders, Oct 30, 2023 80.0 at New York Jets, Dec 22, 2022
<b>PAT Attempts</b>	6 vs. Carolina Panthers, Oct 08, 2023 5 vs. New York Jets, Dec 28, 2023 ...1 more at 5.	<b>Touchbacks</b>	6 at Los Angeles Chargers, Sep 25, 2022 4 vs. New York Giants, Oct 23, 2022 ...1 more at 4.

#### SINGLE-GAME HIGHS - POSTSEASON: KICKER

<b>Field Goals Made</b>	2 at Kansas City Chiefs, Jan 21, 2023 1 vs. Los Angeles Chargers, Jan 14, 2023	<b>PATs Made</b>	2 at Houston Texans, Jan 13, 2024 2 at Kansas City Chiefs, Jan 21, 2023 ...1 more at 2.
<b>Field Goal Attempts</b>	2 at Kansas City Chiefs, Jan 21, 2023 1 vs. Los Angeles Chargers, Jan 14, 2023	<b>PAT Attempts</b>	2 at Houston Texans, Jan 13, 2024 2 at Kansas City Chiefs, Jan 21, 2023 ...1 more at 2.
<b>Longest Field Goals Made</b>	48 at Kansas City Chiefs, Jan 21, 2023 36 vs. Los Angeles Chargers, Jan 14, 2023	<b>Points</b>	8 at Kansas City Chiefs, Jan 21, 2023 5 vs. Los Angeles Chargers, Jan 14, 2023
<b>Longest Field Goal Attempts</b>	48 at Kansas City Chiefs, Jan 21, 2023 41 at Kansas City Chiefs, Jan 21, 2023	<b>Touchbacks</b>	2 at Houston Texans, Jan 13, 2024



**2023 GAME-BY-GAME REGULAR-SEASON STATISTICS (LIONS/BROWNS)**

DATE	OPPONENT		FIELD GOALS				EXTRA POINTS					PTS	W/L	SCORE
			FGM	FGA	PCT	LG	XP	XPA	PCT	BLK				
09/07	at Chiefs	P	0	0	0.0	0	3	3	100.0	0	3	W	21-20	
09/17	Seahawks	P	1	1	100.0	38	4	4	100.0	0	7	L	31-37+	
09/24	Falcons	P	2	2	100.0	37	2	2	100.0	0	8	W	20-6	
09/28	at Packers	P	2	2	100.0	37	4	4	100.0	0	10	W	34-20	
10/08	Panthers	P	0	0	0.0	0	6	6	100.0	0	6	W	42-24	
10/15	at Buccaneers	P	2	3	66.7	36	2	2	100.0	0	8	W	20-6	
10/22	at Ravens	P	0	0	0.0	0	0	0	0.0	0	0	L	6-38	
10/30	Raiders	P	4	5	80.0	52	2	2	100.0	0	14	W	26-14	
11/12	at Chargers	P	2	2	100.0	41	5	5	100.0	0	11	W	41-38	
11/19	Bears	P	0	0	0.0	0	3	3	100.0	0	3	W	31-26	
11/23	Packers	P	0	0	0.0	0	0	1	0.0	0	0	L	22-29	
12/03	at Saints	P	2	2	100.0	32	3	3	100.0	0	9	W	33-28	
12/10	at Bears	P	0	0	0.0	0	1	2	50.0	0	1	L	13-28	
12/16	Broncos											W	42-17	
							INACTIVE							
							Went from Lions to Browns.							
							NOT ON ROSTER							
12/24	at Texans					33	4	5	80.0	0	7	W	36-22	
12/28	Jets	P	1	1	100.0	33	4	5	80.0	0	7	W	37-20	
01/07	at Bengals	P	0	0	0.0	0	2	2	100.0	0	2	L	14-31	
<b>2023 TOTALS</b>			<b>15</b>	<b>16</b>	<b>18</b>	<b>88.9</b>	<b>52</b>	<b>41</b>	<b>44</b>	<b>93.2</b>	<b>0</b>	<b>89</b>	<b>12-5</b>	

+ - Overtime

**2023 GAME-BY-GAME POSTSEASON STATISTICS (BROWNS)**

DATE	OPPONENT		FIELD GOALS				EXTRA POINTS					PTS	W/L	SCORE
			FGM	FGA	PCT	LG	XP	XPA	PCT	BLK				
01/13	at Texans	P	0	0	0.0	0	2	2	100.0	0	2	L	14-45	
<b>2023 TOTALS</b>			<b>1</b>	<b>0</b>	<b>0.0</b>	<b>0</b>	<b>2</b>	<b>2</b>	<b>100.0</b>	<b>0</b>	<b>2</b>	<b>0-1</b>		







# JOSH PEDERSON | 87

**POSITION:** TIGHT END  
**HT:** 6-5 | **WT:** 235 | **DOB:** 9-22-1997  
**COLLEGE:** LOUISIANA-MONROE  
**HOMETOWN:** OVERLAND PARK, KAN.  
**ACQ:** FA-23  
**EXP:** 2nd YEAR

@J2\_P2  
 @joshpederson

## KEY TRANSACTIONS

- Originally entered the NFL as an undrafted free agent with the San Francisco on 5/13/21
- Waived by San Francisco on 8/4/21
- Signed with New Orleans on 8/6/21
- Waived by New Orleans on 8/21/21
- Signed with Kansas City on 2/11/22
- Waived by Kansas City on 5/05/22
- Signed with Jacksonville on 7/10/23
- Signed to Jacksonville's practice squad on 8/31/23

## PRO

### 2023 (Jaguars)

- Spent the season the Jaguars practice squad and appeared in three games
- **12/17 vs. BAL:** Saw action at tight end
- **12/10 at CLE:** Saw action at tight end and on special teams
- **12/4 vs. CIN:** Saw action on special teams

### 2023 (HOU Gamblers)

- Played in 10 games and caught 24 passes for 325 yards with a 13.5 receiving average
- His 325 receiving yards ranked third-best among tight ends

## COLLEGE

- Played in 44 games at the University of Louisiana-Monroe and finished his college career with 99 receptions for 1,191 yards and 11 touchdowns
- He was named to the 2021 Reese's Senior Bowl Top 250

## PERSONAL

- Native of Moorestown, N.J.
- He attended Blue Valley North High School where he caught 73 passes for 1,102 yards and 16 touchdowns in two seasons (2014, 2015)
- He earned a bachelor's degree in kinesiology from the University of Louisiana-Monroe in May 2020
- He is the son of Jaguars Head Coach Doug Pederson

## 2023 GAME-BY-GAME REGULAR-SEASON STATISTICS (JAGUARS)

DATE	OPPONENT	P/S	RECEIVING				RUSHING				W/L	SCORE		
			NO.	YDS.	AVG.	LG	TD	NO.	YDS.	AVG.			LG	TD
09/10	at Colts											W	31-21	
09/17	Chiefs											L	9-17	
09/24	Texans											L	17-37	
10/01	Falcons											W	23-7	
10/08	at Bills											W	25-20	
10/15	Colts											W	37-20	
10/19	at Saints											W	31-24	
10/29	at Steelers											W	20-10	
11/12	49ers											L	3-34	
11/19	Titans											W	34-14	
11/26	at Texans											W	24-21	
12/04	Bengals	P	0	0	0.0	0	0	0	0	0.0	0	0	L	31-34+
12/10	at Browns	P	0	0	0.0	0	0	0	0	0.0	0	0	L	27-31
12/17	Ravens	P	0	0	0.0	0	0	0	0	0.0	0	0	L	7-23
12/24	at Buccaneers											L	12-30	
12/31	Panthers											W	26-0	
01/07	at Titans											L	20-28	
<b>2023 TOTALS</b>		<b>3-0</b>	<b>0</b>	<b>0</b>	<b>0.0</b>	<b>0</b>	<b>0</b>	<b>0</b>	<b>0</b>	<b>0.0</b>	<b>0</b>	<b>0</b>	<b>9-8</b>	

+ - Overtime





# DE'ANTRE PRINCE | 24

**POSITION:** CORNERBACK  
**HT:** 6-0 | **WT:** 183 | **DOB:** 10-12-2000  
**COLLEGE:** MISSISSIPPI  
**HOMETOWN:** CHARLESTON, MISS.  
**ACQ:**  
**EXP:** R

## KEY TRANSACTIONS

- Originally drafted by Jacksonville in the fifth round (153rd overall) in the 2024 draft

## COLLEGE

- Participated in the 2024 East-West Bowl
- Appeared in 51 games and recorded 146 tackles (101 solo), six interceptions, six tackles for loss and 1.0 sack

## PERSONAL

- Son of Jackie Prince and Brandon Brown
- Majored in Multi-disciplinary studies

### DE'ANTRE PRINCE'S COLLEGE DEFENSIVE STATISTICS

DATE	TEAM	GP	GS	TACKLES							INTERCEPTIONS						O. FUMB				ST				MISC				
				TK	S	A	TFL	YDS	SK	YDS	QBH	NO	YDS	LG	TD	PD	FF	FR	TD	YDS	TK	S	A	FF	FR	S	A		
2019	Ole Miss	12	4	25	18	7	0.0	0.0	0.0	0.0	0	2	21	21	0	2	0	0	0	0	0	0	0	0	0	0	0	0	0
2021	Ole Miss	13	7	45	33	12	0.0	0.0	0.0	0.0	0	2	15	15	0	3	1	0	0	0	0	0	0	0	0	0	0	0	0
2022	Ole Miss	13	13	39	26	13	1.0	3.0	0.0	0.0	0	1	0	0	0	11	0	0	0	0	0	0	0	0	0	0	0	0	0
2023	Ole Miss	13	13	36	24	12	5.0	9.0	1.0	1.0	0	1	44	44	0	5	1	0	0	0	0	0	0	0	0	0	0	0	0
<b>TOTALS</b>		<b>51</b>	<b>37</b>	<b>145</b>	<b>101</b>	<b>44</b>	<b>6.0</b>	<b>12.0</b>	<b>1.0</b>	<b>1.0</b>	<b>0</b>	<b>6</b>	<b>80</b>	<b>44</b>	<b>0</b>	<b>21</b>	<b>2</b>	<b>0</b>	<b>0</b>	<b>0</b>	<b>0</b>	<b>0</b>	<b>0</b>	<b>0</b>	<b>0</b>	<b>0</b>	<b>0</b>	<b>0</b>	<b>0</b>

### COLLEGE 2023 GAME-BY-GAME STATISTICS (OLE MISS)

DATE	OPPONENT	P/S	TACKLES							INTERCEPTIONS						O. FUMB				ST				MISC		SCORE			
			TK	S	A	SK	YDS	TFL	YDS	QBH	NO	YDS	LG	TD	PD	FF	FR	TD	YDS	TK	S	A	FF	FR	S		A	W/L	
09/02	Mercer	S	2	2	0	0.0	0.0	0.0	0.0	0	0	0	0	0	0	0	0	0	0	0	0	0	0	0	0	0	0	W	73-7
09/09	at Tulane	S	3	2	1	0.0	0.0	0.0	0.0	0	1	44	44	0	2	0	0	0	0	0	0	0	0	0	0	0	0	W	37-20
09/16	Georgia Tech	S	4	1	3	0.0	0.0	1.0	2.0	0	0	0	0	0	0	0	0	0	0	0	0	0	0	0	0	0	W	48-23	
09/23	at Alabama	S	5	2	3	0.0	0.0	0.0	0.0	0	0	0	0	0	0	0	0	0	0	0	0	0	0	0	0	0	L	10-24	
09/30	LSU	S	2	2	0	0.0	0.0	0.0	0.0	0	0	0	0	0	0	0	0	0	0	0	0	0	0	0	0	0	W	55-49	
10/07	Arkansas	S	4	4	0	0.0	0.0	2.0	4.0	0	0	0	0	0	0	1	0	0	0	0	0	0	0	0	0	0	W	27-20	
10/21	at Auburn	S	1	1	0	0.0	0.0	1.0	2.0	0	0	0	0	0	1	0	0	0	0	0	0	0	0	0	0	0	W	28-21	
10/28	Vanderbilt	S	1	1	0	0.0	0.0	0.0	0.0	0	0	0	0	0	1	0	0	0	0	0	0	0	0	0	0	0	W	33-7	
11/04	Texas A&M	S	6	4	2	0.0	0.0	0.0	0.0	0	0	0	0	0	0	0	0	0	0	0	0	0	0	0	0	0	W	38-35	
11/11	at Georgia	S	2	1	1	0.0	0.0	0.0	0.0	0	0	0	0	0	1	0	0	0	0	0	0	0	0	0	0	0	L	17-52	
11/18	ULM	S	2	0	2	0.0	0.0	0.0	0.0	0	0	0	0	0	0	0	0	0	0	0	0	0	0	0	0	0	W	35-3	
11/23	at Mississippi St.	S	2	2	0	1.0	1.0	1.0	1.0	0	0	0	0	0	0	0	0	0	0	0	0	0	0	0	0	0	W	17-7	
12/30	at Penn St.	S	2	2	0	0.0	0.0	0.0	0.0	0	0	0	0	0	0	0	0	0	0	0	0	0	0	0	0	0	W	38-25	
<b>2023 TOTALS</b>		<b>13-13</b>	<b>36</b>	<b>24</b>	<b>12</b>	<b>1.0</b>	<b>1.0</b>	<b>5.0</b>	<b>9.0</b>	<b>0</b>	<b>1</b>	<b>44</b>	<b>44</b>	<b>0</b>	<b>5</b>	<b>1</b>	<b>0</b>	<b>0</b>	<b>0</b>	<b>0</b>	<b>0</b>	<b>0</b>	<b>0</b>	<b>0</b>	<b>0</b>	<b>0</b>	<b>0</b>	<b>11-2</b>	





# JOSH PROCTOR | 43

**POSITION:** SAFETY  
**HT:** 6-1 | **WT:** 199 | **DOB:** 3-27-1999  
**COLLEGE:** OHIO STATE  
**HOMETOWN:** OWASSO, OKLA.  
**ACQ:** UDFA-'24  
**EXP:** R

Twitter: @Jproctor\_2018  
 Instagram: @\_proctor3

## KEY TRANSACTIONS

- Originally signed as an undrafted free agent with Jacksonville on 4/30/24

## COLLEGE

- Appeared in 53 games over six seasons and recorded 112 tackles, 17 passes defended, 6.5 tackles for loss, three interceptions including one returned for a touchdown, 1.0 sack and one fumble recovery
- Started in 20 games, including 11 games in 2023
- Earned third-team All-Big Ten Conference honors in 2023

## PERSONAL

- Parents are LaVonnia and Kevin Proctor
- Was a four-star prospect and a member of the 2018 ESPN 300 in high school
- Attended Owasso High School in Oklahoma
- Selected to play in the U.S. Army All-American game

## JOSH PROCTOR'S COLLEGE DEFENSIVE STATISTICS

DATE	TEAM	GP	GS	TACKLES							INTERCEPTIONS					O. FUMB				ST				MISC			
				TK	S	A	TFL	YDS	SK	YDS	QBH	NO	YDS	LG	TD	PD	FF	FR	TD	YDS	TK	S	A	FF	FR	S	A
2018	Ohio St.	9	0	1	1	0	0.0	0.0	0.0	0.0	0	0	0	0	0	0	0	0	0	0	0	0	0	0	0	0	0
2019	Ohio St.	11	0	13	10	3	0.0	0.0	0.0	0.0	0	1	0	0	0	3	0	0	0	0	0	0	0	0	0	0	0
2020	Ohio St.	7	3	20	16	4	1.0	5.0	0.0	0.0	0	1	0	0	1	0	1	0	0	0	0	0	0	0	0	0	
2021	Ohio St.	2	1	10	3	7	0.0	0.0	0.0	0.0	0	0	0	0	0	0	0	0	0	0	0	0	0	0	0	0	
2022	Ohio St.	11	4	21	14	7	1.5	1.0	1.0	1.0	1	0	0	0	2	0	0	0	0	0	0	0	0	0	0	0	
2023	Ohio St.	13	11	47	31	16	4.0	6.0	0.0	0.0	1	1	24	24	1	8	0	0	0	0	0	0	0	0	0	0	
<b>TOTALS</b>		<b>53</b>	<b>19</b>	<b>112</b>	<b>75</b>	<b>37</b>	<b>6.5</b>	<b>12.0</b>	<b>1.0</b>	<b>1.0</b>	<b>2</b>	<b>3</b>	<b>24</b>	<b>24</b>	<b>1</b>	<b>14</b>	<b>0</b>	<b>1</b>	<b>0</b>	<b>0</b>	<b>0</b>	<b>0</b>	<b>0</b>	<b>0</b>	<b>0</b>	<b>0</b>	<b>0</b>

## COLLEGE 2023 GAME-BY-GAME STATISTICS (OHIO ST.)

DATE	OPPONENT	P/S	TACKLES							INTERCEPTIONS					O. FUMB				ST				MISC					
			TK	S	A	SK	YDS	TFL	YDS	QBH	NO	YDS	LG	TD	PD	FF	FR	TD	YDS	TK	S	A	FF	FR	S	A	W/L	SCORE
09/02	at Indiana	S	4	2	2	0.0	0.0	1.0	1.0	0	0	0	0	1	0	0	0	0	0	0	0	0	0	0	0	0	W	23-3
09/09	Youngstown St.	P	0	0	0	0.0	0.0	0.0	0.0	0	0	0	0	0	0	0	0	0	0	0	0	0	0	0	0	0	W	35-7
09/16	Western Ky.	S	5	4	1	0.0	0.0	0.0	0.0	0	0	0	0	2	0	0	0	0	0	0	0	0	0	0	0	W	63-10	
09/23	at Notre Dame	S	7	5	2	0.0	0.0	0.0	0.0	0	0	0	0	0	0	0	0	0	0	0	0	0	0	0	0	W	17-14	
10/07	Maryland	S	7	6	1	0.0	0.0	1.5	1.0	0	1	24	24	1	0	0	0	0	0	0	0	0	0	0	0	W	37-17	
10/14	at Purdue	S	2	1	1	0.0	0.0	0.0	0.0	0	0	0	0	0	0	0	0	0	0	0	0	0	0	0	0	W	41-7	
10/21	Penn St.	S	4	3	1	0.0	0.0	1.0	3.0	0	0	0	0	2	0	0	0	0	0	0	0	0	0	0	0	W	20-12	
10/28	at Wisconsin	S	4	1	3	0.0	0.0	0.0	0.0	0	0	0	0	1	0	0	0	0	0	0	0	0	0	0	0	W	24-10	
11/04	at Rutgers	S	2	1	1	0.0	0.0	0.5	1.0	0	0	0	0	1	0	0	0	0	0	0	0	0	0	0	0	W	35-16	
11/11	Michigan St.	P	0	0	0	0.0	0.0	0.0	0.0	0	0	0	0	0	0	0	0	0	0	0	0	0	0	0	0	W	38-3	
11/18	Minnesota	S	1	1	0	0.0	0.0	0.0	0.0	0	0	0	0	1	0	0	0	0	0	0	0	0	0	0	0	W	37-3	
11/25	at Michigan	S	5	5	0	0.0	0.0	0.0	0.0	0	0	0	0	0	0	0	0	0	0	0	0	0	0	0	0	L	24-30	
12/29	Missouri	S	6	2	4	0.0	0.0	0.0	0.0	1	0	0	0	0	0	0	0	0	0	0	0	0	0	0	0	L	3-14	
<b>2023 TOTALS</b>			<b>13-11</b>	<b>47</b>	<b>31</b>	<b>16</b>	<b>0.0</b>	<b>0.0</b>	<b>4.0</b>	<b>6.0</b>	<b>1</b>	<b>1</b>	<b>24</b>	<b>24</b>	<b>1</b>	<b>8</b>	<b>0</b>	<b>0</b>	<b>0</b>	<b>0</b>	<b>0</b>	<b>0</b>	<b>0</b>	<b>0</b>	<b>0</b>	<b>0</b>	<b>11-2</b>	





# ROY ROBERTSON-HARRIS | 95

**POSITION:** DEFENSIVE TACKLE  
**HT:** 6-5 | **WT:** 290 | **DOB:** 7-23-1993  
**COLLEGE:** TEXAS-EL PASO  
**HOMETOWN:** OAKLAND, CALIF.  
**ACQ:** UFA (CHI)-'21  
**EXP:** 8th YEAR

 @BigXander95  
 @bigxander95

## KEY TRANSACTIONS

- Originally signed by Chicago as an undrafted free agent on 5/9/16
- Signed by Jacksonville as an unrestricted free agent on 3/17/21

## PRO

### 2023 (Jaguars)

- Played in and started all 17 games and recorded 34 tackles (16 solo), 11 quarterback hits, a career-high 3.5 sacks, three tackles for loss and one pass defended
- Voted a captain for the 2023 season
- **12/31 vs. CAR:** Posted one solo tackle, one tackle for loss and 1.0 sack
- **12/24 at T.B.:** Recorded four total tackles (three solo), 1.0 sack and one tackle for loss
- **11/26 at HOU:** Recorded one solo tackle and 1.0 sack for a seven-yard loss

### 2022 (Jaguars)

- Started all 17 regular season games and both postseason games... In the regular season he posted a career-high 45 tackles (28 solo), seven tackles for loss, four passes defended and 3.0 sacks... In the postseason he posted 14 tackles (seven solo), five tackles for loss, two passes defended and one sack
- **1/14 vs. LAC:** Started at defensive end and recorded seven tackles (five solo), 1.0 sack and two passes defended
- **12/22 at NYJ:** Started at defensive end and recorded two tackles (one solo), 1.0 sack, and one pass defended
- **10/2 at PHI:** Started on the defensive line and recorded nine tackles (three solo)... His nine total tackles set a new career-high

### 2021 (Jaguars)

- Played in 14 games and recorded a career-high 37 tackles and 3.0 sacks
- **12/19 vs. HOU:** Started along the defensive line and recorded five total tackles (two solo)
- **12/12 at TEN:** Started along the defensive line and posted four total tackles (three solo), including 1.0 sack and one QB hit
- **11/28 vs. ATL:** Started along the defensive line and posted two tackles and 1.0 sack, marking the first time in his career he has recorded at least 1.0 sack in back-to-back games
- **11/21 vs. S.F.:** Started along the defensive line and totaled three tackles, including 1.0 sack and two QB hits
- **9/12 at HOU:** Started at defensive end and recorded five total tackles (two solo) and one QB hit in Jaguars debut

### 2020 (Bears)

- Started the first four games along the defensive front
- **9/13 vs. DET:** Recorded two QBHs in the win over the Lions
- Was placed on Injured Reserve prior to Week 10

### 2019 (Bears)

- Appeared in 15 games with seven starts, recording 30 tackles, 2.5 sacks, three pass defenses and three tackles for loss
- **9/5 vs. GB:** Posted three tackles, 1.0 sack, two tackles for loss and three quarterback hits
- **9/29 vs. MIN:** Had three tackles, 1.5 sacks for minus-13 yards and two quarterback hits

### 2018 (Bears)

- Appeared in 16 games, recording 20 tackles, 3.0 sacks and two passes defended
- **9/9 at GB:** Had 1.0 sack in the opener
- **1/6/19 vs. PHI:** Appeared as a reserve in the Wild Card playoff game

### 2017 (Bears)

- Appeared in 13 games as a reserve, recording 12 tackles, 2.0 sacks, two tackles for loss, one pass defended, one fumble recovery and one special teams tackle

## COLLEGE

- Tallied 138 career tackles, 25 tackles for loss, 10.5 sacks and nine pass breakups in four seasons at UTEP (2012-15)



**PERSONAL**

- Attended South Grand Prairie High School
- Cousin, Carl Nicks, played for the New Orleans Saints and Tampa Bay Buccaneers and was a two-time Pro Bowler
- Multidisciplinary studies major at UTEP

**ROY ROBERTSON-HARRIS' NFL REGULAR SEASON DEFENSIVE STATISTICS**

DATE	TEAM	GP	TACKLES							INTERCEPTIONS					O. FUMB				ST			MISC						
			GS	TK	S	A	TFL	YDS	SK	YDS	QBH	NO	YDS	LG	TD	PD	FF	FR	TD	YDS	TK	S	A	FF	FR	S	A	
2017	Bears	13	0	12	7	5	2	7	2.0	7.0	4	0	0	0	0	1	0	0	0	0	0	1	1	0	0	1	0	0
2018	Bears	16	0	22	10	12	3	22	3.0	25.0	11	0	0	0	2	0	0	0	0	0	0	0	0	0	0	0	0	
2019	Bears	15	7	30	22	8	3	21	2.5	23.5	10	0	0	0	3	0	0	0	0	0	0	0	0	0	0	0	0	
2020	Bears	8	6	10	7	3	1	5	0.0	0.0	5	0	0	0	0	0	0	0	0	0	0	0	0	0	0	0	0	
2021	Jaguars	14	13	37	21	16	4	23	3.0	23.0	9	0	0	0	2	0	0	0	0	0	0	0	0	0	0	0	0	
2022	Jaguars	17	17	45	28	17	7	33	3.0	21.0	12	0	0	0	4	0	0	0	0	0	0	0	0	0	0	0	0	
2023	Jaguars	17	17	34	16	18	3	22	3.5	26.5	11	0	0	0	1	0	0	0	0	0	0	0	0	0	0	0	0	
<b>NFL TOTALS</b>		<b>100</b>	<b>60</b>	<b>190</b>	<b>111</b>	<b>79</b>	<b>23</b>	<b>133</b>	<b>17.0</b>	<b>126.0</b>	<b>62</b>	<b>0</b>	<b>0</b>	<b>0</b>	<b>0</b>	<b>13</b>	<b>0</b>	<b>0</b>	<b>0</b>	<b>0</b>	<b>0</b>	<b>1</b>	<b>1</b>	<b>0</b>	<b>0</b>	<b>1</b>	<b>0</b>	<b>0</b>

**ROY ROBERTSON-HARRIS' NFL POSTSEASON DEFENSIVE STATISTICS**

DATE	TEAM	GP	TACKLES							INTERCEPTIONS					O. FUMB				ST			MISC						
			GS	TK	S	A	TFL	YDS	SK	YDS	QBH	NO	YDS	LG	TD	PD	FF	FR	TD	YDS	TK	S	A	FF	FR	S	A	
2018	Bears	1	0	0	0	0	0	0	0.0	0.0	0	0	0	0	0	0	0	0	0	0	0	0	0	0	0	0	0	0
2020	Bears	0	0	0	0	0	0	0	0.0	0.0	0	0	0	0	0	0	0	0	0	0	0	0	0	0	0	0	0	0
2022	Jaguars	2	2	14	7	7	5	20	1.0	7.0	2	0	0	0	2	0	0	0	0	0	0	0	0	0	0	0	0	0
<b>NFL TOTALS</b>		<b>3</b>	<b>2</b>	<b>14</b>	<b>7</b>	<b>7</b>	<b>5</b>	<b>20</b>	<b>1.0</b>	<b>7.0</b>	<b>2</b>	<b>0</b>	<b>0</b>	<b>0</b>	<b>2</b>	<b>0</b>	<b>0</b>	<b>0</b>	<b>0</b>	<b>0</b>	<b>0</b>	<b>0</b>	<b>0</b>	<b>0</b>	<b>0</b>	<b>0</b>	<b>0</b>	<b>0</b>

**SINGLE-GAME HIGHS: DEFENSIVE**

<b>Total Tackles</b>	9 at Philadelphia Eagles, Oct 02, 2022 5 vs. Houston Texans, Sep 24, 2023 ...5 more at 5.	<b>Tackles For Loss</b>	2 vs. Indianapolis Colts, Sep 18, 2022 2 at Tennessee Titans, Dec 12, 2021 ...1 more at 2.
<b>Solo Tackles</b>	5 vs. Dallas Cowboys, Dec 18, 2022 4 at Tennessee Titans, Dec 12, 2021 ...2 more at 4.	<b>Special Teams Tackles</b>	1 at Baltimore Ravens, Oct 15, 2017
<b>Sacks</b>	1.5 vs. Minnesota Vikings, Sep 29, 2019 1.0 vs. Tennessee Titans, Jan 07, 2023 ...10 more at 1.0.	<b>Special Teams Fumble Recoveries</b>	1 vs. Atlanta Falcons, Sep 10, 2017
<b>Passes Defensed</b>	1 vs. Baltimore Ravens, Dec 17, 2023 1 at New York Jets, Dec 22, 2022 ...11 more at 1.		

**SINGLE-GAME HIGHS - POSTSEASON: DEFENSIVE**

<b>Total Tackles</b>	7 at Kansas City Chiefs, Jan 21, 2023 7 vs. Los Angeles Chargers, Jan 14, 2023	<b>Passes Defensed</b>	2 vs. Los Angeles Chargers, Jan 14, 2023
<b>Solo Tackles</b>	5 vs. Los Angeles Chargers, Jan 14, 2023 2 at Kansas City Chiefs, Jan 21, 2023	<b>Tackles For Loss</b>	4 vs. Los Angeles Chargers, Jan 14, 2023 1 at Kansas City Chiefs, Jan 21, 2023
<b>Sacks</b>	1.0 vs. Los Angeles Chargers, Jan 14, 2023		





**2023 GAME-BY-GAME REGULAR-SEASON STATISTICS (JAGUARS)**

DATE	OPPONENT	P/S	TACKLES									INTERCEPTIONS					O. FUMB				ST				MISC		SCORE		
			TK	S	A	SK	YDS	TFL	YDS	QBH	NO	YDS	LG	TD	PD	FF	FR	TD	YDS	TK	S	A	FF	FR	S	A		W/L	
09/10	at Colts	S	4	2	2	0.0	0.0	0	0	0	0	0	0	0	0	0	0	0	0	0	0	0	0	0	0	0	0	W	31-21
09/17	Chiefs	S	2	1	1	0.0	0.0	0	0	1	0	0	0	0	0	0	0	0	0	0	0	0	0	0	0	0	L	9-17	
09/24	Texans	S	5	2	3	0.0	0.0	0	0	0	0	0	0	0	0	0	0	0	0	0	0	0	0	0	0	0	L	17-37	
10/01	Falcons	S	2	1	1	0.0	0.0	0	0	1	0	0	0	0	0	0	0	0	0	0	0	0	0	0	0	0	W	23-7	
10/08	at Bills	S	2	0	2	0.0	0.0	0	0	0	0	0	0	0	0	0	0	0	0	0	0	0	0	0	0	0	W	25-20	
10/15	Colts	S	1	0	1	0.5	4.5	0	0	3	0	0	0	0	0	0	0	0	0	0	0	0	0	0	0	0	W	37-20	
10/19	at Saints	S	2	1	1	0.0	0.0	0	0	1	0	0	0	0	0	0	0	0	0	0	0	0	0	0	0	0	W	31-24	
10/29	at Steelers	S	3	1	2	0.0	0.0	0	0	1	0	0	0	0	0	0	0	0	0	0	0	0	0	0	0	0	W	20-10	
11/12	49ers	S	1	0	1	0.0	0.0	0	0	0	0	0	0	0	0	0	0	0	0	0	0	0	0	0	0	0	L	3-34	
11/19	Titans	S	1	0	1	0.0	0.0	0	0	0	0	0	0	0	0	0	0	0	0	0	0	0	0	0	0	0	W	34-14	
11/26	at Texans	S	1	1	0	1.0	7.0	1	7	1	0	0	0	0	0	0	0	0	0	0	0	0	0	0	0	0	W	24-21	
12/04	Bengals	S	0	0	0	0.0	0.0	0	0	1	0	0	0	0	0	0	0	0	0	0	0	0	0	0	0	0	L	31-34+	
12/10	at Browns	S	1	1	0	0.0	0.0	0	0	0	0	0	0	0	0	0	0	0	0	0	0	0	0	0	0	0	L	27-31	
12/17	Ravens	S	2	1	1	0.0	0.0	0	0	0	0	0	0	0	1	0	0	0	0	0	0	0	0	0	0	0	L	7-23	
12/24	at Buccaneers	S	4	3	1	1.0	5.0	1	5	1	0	0	0	0	0	0	0	0	0	0	0	0	0	0	0	0	L	12-30	
12/31	Panthers	S	1	1	0	1.0	10.0	1	10	1	0	0	0	0	0	0	0	0	0	0	0	0	0	0	0	0	W	26-0	
01/07	at Titans	S	2	1	1	0.0	0.0	0	0	0	0	0	0	0	0	0	0	0	0	0	0	0	0	0	0	0	L	20-28	
<b>2023 TOTALS</b>			<b>17-17</b>	<b>34</b>	<b>16</b>	<b>18</b>	<b>3.5</b>	<b>26.5</b>	<b>3</b>	<b>22</b>	<b>11</b>	<b>0</b>	<b>0</b>	<b>0</b>	<b>0</b>	<b>1</b>	<b>0</b>	<b>0</b>	<b>0</b>	<b>0</b>	<b>0</b>	<b>0</b>	<b>0</b>	<b>0</b>	<b>0</b>	<b>0</b>	<b>0</b>	<b>9-8</b>	

+ - Overtime





## CAM ROBINSON | 74

**POSITION:** OFFENSIVE LINEMAN  
**HT:** 6-6 | **WT:** 335 | **DOB:** 10-9-1995  
**COLLEGE:** ALABAMA  
**HOMETOWN:** WEST MONROE, LA.  
**ACQ:** D2-'17  
**EXP:** 8th YEAR

 @crobinson\_68  
 @\_crob68

### KEY TRANSACTIONS

- Originally drafted by Jacksonville in the second round (34th overall) of the 2017 draft on choice obtained from Seattle for Jaguars' second-round (35th) and sixth-round (187th overall) picks
- Jacksonville placed the franchise tag on Robinson on 3/9/21
- Reached a contract extension with Jacksonville on 6/13/22

### PRO

#### 2023 (Jaguars)

- Started all nine games he appeared in
- **1/7 at TEN:** Started at left tackle and played all 71 offensive snaps
- **10/29 at PIT:** Started at left tackle and played all 71 offensive snaps
- **10/8 at BUF:** Started at left tackle and played 85 of 88 offensive snaps in season debut... Left the game briefly with an elbow injury but returned to action... Saw action on special teams

#### 2022 (Jaguars)

- Started 14 regular season games before suffering a knee injury
- Placed on injured reserve on 12/26/22
- **12/11 at TEN:** Started at left tackle and played all 72 offensive snaps
- **10/30 vs. DEN:** Started at left tackle and played all 72 offensive snaps
- **10/9 vs. HOU:** Started at left tackle and played all 75 offensive snaps and one special team snap
- **9/25 at LAC:** Started at left tackle and played in 75 offensive snaps and two special teams snaps

#### 2021 (Jaguars)

- Started 14 games at left tackle
- **12/26 at NYJ:** Started at left tackle and played all 73 offensive snaps
- **11/28 vs. ATL:** Started at left tackle and played all 73 offensive snaps
- **10/10 vs. TEN:** Started at left tackle and helped RB James Robinson rush for a career-high 149 yards
- **9/26 vs. ARI:** Started at left tackle and helped the offense rush for 159 yards on 29 attempts... Briefly left the game with a shoulder injury but returned to finish the contest

#### 2020 (Jaguars)

- Started all 16 games in which he appeared at left tackle... Part of an offensive line that helped rookie RB James Robinson tally the most scrimmage yards (1,414) and the second-most rushing yards (1,070) by an undrafted rookie in NFL history
- **9/20 at TEN:** Started at left tackle and helped the team rush for 165 yards

#### 2019 (Jaguars)

- Saw action and started in 14 games at left tackle after missing the first two weeks of the season with a knee injury... Part of an offensive line that helped RB Leonard Fournette gain 1,674 yards from scrimmage... Fournette became the only Jaguars player since 2011 to post at least 1,500 scrimmage yards in a single season... Winner of the 2019 Ed Block Courage Award
- **9/29 at DEN:** Started and aided in RB Leonard Fournette's career-high 225 yards rushing and an average of 7.1 yards per carry... The team finished with 269 total net rushing yards, the second-most in franchise history
- **10/6 at CAR:** Started at left tackle, helping RB Leonard Fournette eclipse the 100-yard mark in back-to-back games for the first time since Fournette's rookie season in 2017

#### 2018 (Jaguars)

- Started in the first two games of the season before having his 2018 campaign end early due to a knee injury

#### 2017 (Jaguars)

- Part of an offensive line that helped the team lead the league in rushing for the first time in franchise history and allowed a franchise-low 24 sacks
- **9/10 at HOU:** Made his NFL debut and started at left tackle and helped pave the way for the team to rush for 155 yards... Did not allow a



sack

- **1/14 at PIT:** Started and helped the team rush for 164 yards and did not allow a sack

## COLLEGE

- Started all 43 games at left tackle during his three seasons in Tuscaloosa
- Paved the way for 28 100-yard rushing performances
- Unanimous All-American and Outland Trophy winner, given annually to the nation's top interior lineman on offense or defense, in 2015
- Named First-Team All-SEC by both the conference coaches and the Associated Press
- Earned Freshman All-American honors by Sporting News and the Football Writers Association of America

## PERSONAL

- Played at West Monroe (Louisiana) High School for Head Coach Jerry Arledge
- First-Team All-USA selection by USA Today
- Rated as the No. 2 player in the nation by Scout.com
- ESPN rated him the No. 1 offensive tackle, No. 2 player in the state and No. 2 prospect in the ESPN 300

### CAM ROBINSON'S NFL REGULAR SEASON STATISTICS

DATE	TEAM	GP	GS
2017	Jaguars	15	15
2018	Jaguars	2	2
2019	Jaguars	14	14
2020	Jaguars	16	16
2021	Jaguars	14	14
2022	Jaguars	14	14
2023	Jaguars	9	9
<b>NFL TOTALS</b>		<b>84</b>	<b>84</b>

### CAM ROBINSON'S NFL POSTSEASON STATISTICS

DATE	TEAM	GP	GS
2017	Jaguars	3	3
2022	Jaguars	0	0
<b>NFL TOTALS</b>		<b>3</b>	<b>3</b>

### 2023 GAME-BY-GAME REGULAR-SEASON STATISTICS (JAGUARS)

DATE	OPPONENT	P/S		W/L	SCORE
09/10	at Colts		RESERVE/LEAGUE SUSP.	W	31-21
09/17	Chiefs		RESERVE/LEAGUE SUSP.	L	9-17
09/24	Texans		RESERVE/LEAGUE SUSP.	L	17-37
10/01	Falcons		RESERVE/LEAGUE SUSP.	W	23-7
10/08	at Bills	S		W	25-20
10/15	Colts	S		W	37-20
10/19	at Saints	S		W	31-24
10/29	at Steelers	S		W	20-10
11/12	49ers	S		L	3-34
11/19	Titans	S		W	34-14
11/26	at Texans	S		W	24-21
12/04	Bengals		INJURED RESERVE	L	31-34+
12/10	at Browns		INJURED RESERVE	L	27-31
12/17	Ravens		INJURED RESERVE	L	7-23
12/24	at Buccaneers		INJURED RESERVE	L	12-30
12/31	Panthers	S		W	26-0
01/07	at Titans	S		L	20-28
<b>2023 TOTALS</b>		<b>9-9</b>		<b>9-8</b>	

+ - Overtime





# KEILAN ROBINSON | 31

POSITION: RUNNING BACK  
HT: 5-8 | WT: 191 | DOB: 2-16-2000  
COLLEGE: TEXAS  
HOMETOWN: WASHINGTON, D.C.  
ACQ: D5-'24  
EXP: R

Twitter: @\_\_keilan  
Instagram: k\_rob

## KEY TRANSACTIONS

- Originally drafted by Jacksonville in the fifth round (167th overall) in the 2024 draft

## COLLEGE

- Appeared in 37 games for Texas after transferring from Alabama in 2021
- His 24.2 average yards per kick return ranks eighth in Texas history and ranks ninth in total kickoff return yards (897)

## PERSONAL

- Attended St. John's High School in Washington, D.C.
- Rated as the No. 15 running back nationally in 2018

### KEILAN ROBINSON'S COLLEGE RUSHING/RECEIVING STATISTICS

DATE	TEAM	GP	GS	RUSHING					RECEIVING				
				NO.	YDS.	AVG.	LG	TD	NO.	YDS.	AVG.	LG	TD
2019	Alabama	8	0	39	254	6.5	74	2	0	0	0.0	0	0
2021	Texas	12	1	45	322	7.2	65	3	7	57	8.1	25	0
2022	Texas	13	3	25	86	3.4	26	0	20	219	11.0	35	3
2023	Texas	14	1	12	134	11.2	57	3	8	56	7.0	16	0
<b>TOTALS</b>		<b>47</b>	<b>5</b>	<b>121</b>	<b>796</b>	<b>6.6</b>	<b>74</b>	<b>8</b>	<b>35</b>	<b>332</b>	<b>9.5</b>	<b>35</b>	<b>3</b>

### KEILAN ROBINSON'S COLLEGE RETURN STATISTICS

DATE	TEAM	KICKOFF RETURNS					PUNT RETURNS					
		RET.	YDS.	AVG.	LG	TD	NO.	FC	YDS.	AVG.	LG	TD
2019	Alabama	1	22	22.0	22	0	0	0	0	0.0	0	0
2021	Texas	0	0	0.0	0	0	0	0	0	0.0	0	0
2022	Texas	16	403	25.2	52	0	1	0	19	19.0	12	1
2023	Texas	22	494	22.5	95	1	0	0	0	0.0	0	0
<b>TOTALS</b>		<b>39</b>	<b>919</b>	<b>23.6</b>	<b>95</b>	<b>1</b>	<b>1</b>	<b>0</b>	<b>19</b>	<b>19.0</b>	<b>12</b>	<b>1</b>

### COLLEGE 2023 GAME-BY-GAME STATISTICS (TEXAS)


DATE	OPPONENT	P/S	RUSHING					RECEIVING					W/L	SCORE
			NO.	YDS.	AVG.	LG	TD	NO.	YDS.	AVG.	LG	TD		
09/02	Rice	P	1	3	3.0	3	0	1	11	11.0	11	0	W	37-10
09/09	at Alabama	P	3	6	2.0	3	0	1	3	3.0	3	0	W	34-24
09/16	Wyoming	P	0	0	0.0	0	0	1	16	16.0	16	0	W	31-10
09/23	at Baylor	P	1	9	9.0	9	0	0	0	0.0	0	0	W	38-6
09/30	Kansas	P	0	0	0.0	0	0	1	-2	-2.0	0	0	W	40-14
10/07	Oklahoma	P	0	0	0.0	0	0	1	1	1.0	1	0	L	30-34
10/21	at Houston	P	0	0	0.0	0	0	0	0	0.0	0	0	W	31-24
10/28	BYU	P	1	23	23.0	23	0	1	7	7.0	7	0	W	35-6
11/04	Kansas St.	P	1	8	8.0	8	0	0	0	0.0	0	0	W	33-30
11/11	at TCU	P	0	0	0.0	0	0	0	0	0.0	0	0	W	29-26
11/18	at Iowa St.	P	0	0	0.0	0	0	0	0	0.0	0	0	W	26-16
11/24	Texas Tech	P	1	10	10.0	10	1	0	0	0.0	0	0	W	57-7
12/02	Oklahoma St.	S	4	75	18.8	57	2	2	20	10.0	16	0	W	49-21
01/01	at Washington	P	0	0	0.0	0	0	0	0	0.0	0	0	L	31-37
<b>2023 TOTALS</b>		<b>14-1</b>	<b>12</b>	<b>134</b>	<b>11.2</b>	<b>57</b>	<b>3</b>	<b>8</b>	<b>56</b>	<b>7.0</b>	<b>16</b>	<b>0</b>	<b>12-2</b>	





# DARNELL SAVAGE | 6

**POSITION:** SAFETY  
**HT:** 5-11 | **WT:** 198 | **DOB:** 7-30-1997  
**COLLEGE:** MARYLAND  
**HOMETOWN:** BEAR, DEL.  
**ACQ:** UFA (GB) -24  
**EXP:** 6th YEAR

 @darnellsavage\_  
 @darnellsavage\_

## KEY TRANSACTIONS

- Originally drafted by Green Bay in the first round (21st overall) in the 2019 draft
- Signed by Jacksonville as an unrestricted free agent on 4/22/22

## PRO

### 2023 (Packers)

- Started all 10 games he appeared in and recorded 50 total tackles (35 solo), one tackle for loss and one pass defended
- **1/14 at DAL (NFC Wild Card):** Started and played 79 snaps on defense, recording four tackles (three solo), an interception and a pass defended... Intercepted QB Dak Prescott in the second quarter and returned it 64 yards for a touchdown... His 64-yard return is the fourth-longest interception return in Packers playoff history
- **9/24 vs. N.O.:** Played every snap on defense and recorded six total tackles (five solo)... Appeared on nine special teams snaps, recording a tackle that pinned the Saints at their own 17
- **9/17 at ATL:** Was one of five players to play every snap on defense, recording eight tackles (six solo)
- **9/10 at CHI:** Started and played 66 snaps on defense, leading the team with nine tackles (five solo) and a tackle for a loss (tied career high)

### 2022 (Packers)

- Played in 16 games with 13 starts... Recorded 57 tackles (42 solo), two tackles for a loss, five passes defended, one interception (returned for first-career touchdown) and one fumble recovery
- **1/8 vs. DET:** Finished with a team-high 11 tackles (seven solo), a tackle for a loss and a team-best two passes defended
- **1/1 vs. MIN:** Recorded two tackles (one solo), one pass defended and one interception... Posted his first career pick-six with a 75-yard return... Marked the longest interception returned for a touchdown by a Packer since 2014

### 2021 (Packers)

- Started all 17 contests and posted 63 tackles (48 solo), nine passes defended, two interceptions and two tackles for loss
- **12/25 vs. CLE:** Recorded a season-high eight total tackles (five solo), one pass defended and one interception, leading to a drive that resulted in a touchdown
- **10/17 at CHI:** Posted three solo tackles, one pass defended and one interception on 51 defensive snaps

### 2020 (Packers)

- Started all 15 contests he appeared in during the regular season and recorded 75 total tackles (56 solo), 12 passes defended, four interceptions, three tackles for loss, two quarterback hits, 1.0 sack and one fumble recovery
- Led the team in interceptions (four) and passes defended (12)... Finished the season with the fourth-most tackles on the team
- Played every postseason defensive snap for the Packers, recording four total tackles (three solo) and one quarterback hit
- **12/27 vs. TEN:** Posted five tackles (two solo), three passes defended and one interception
- **12/13 at DET:** Led the defense with eight tackles (all solo), one quarterback hit, one tackle for a loss and his first career sack
- **12/6 vs. PHI:** Posted two solo tackles, one quarterback hit and one interception, marking his third interception in the last two games
- **11/29 vs. CHI:** Recorded a career-best two interceptions, the first Packer with two interceptions in a single game since 2016
- **11/22 at IND:** Posted six tackles (four solo), one pass defended and his first career fumble recovery

### 2019 (Packers)

- Started all 14 games he appeared in and recorded 61 tackles (41 solo), seven passes defended, two interceptions, a team-high two forced fumbles, one tackle for loss and one quarterback hit
- Was named to the PFWA All-Rookie team
- Started both playoff games and recorded 12 tackles (nine solo), including one tackle for a loss
- **9/22 vs. DEN:** Matched his season high with seven tackles (five solo) and recorded his first interception in the NFL
- **9/5 at CHI:** Became the first rookie safety to start for the Packers in Week 1 since 2010... Registered three tackles (all solo), one pass defended and one quarterback hit

## COLLEGE

- Played in 46 games with 37 starts in four seasons for Maryland, recording 182 tackles (139 solo), eight INTs (two returned for TDs), 22 passes defended, 1.0 sack, one fumble recovery and one blocked punt he returned for a touchdown
- Earned All-Big Ten honors from the media and coaches in each of his final two years, being named honorable mention in 2017 and second





team in 2018

- Started all 36 games over his final three seasons
- Earned a degree in family science

**PERSONAL**

- He was born in Salisbury, Md.
- Good friend and college teammate, D.J. Moore, plays wide receiver for the Chicago Bears... He and Moore, who was drafted in the first round (No. 21 overall) by the Carolina Panthers in 2018, were the first Maryland players to be selected in the first round of the NFL Draft in back-to-back years since Merriman (No. 12 overall in 2005) and TE Vernon Davis (No. 6 overall in 2006)
- Switched his jersey number to No. 4 from No. 26 to follow in the footsteps of former Maryland All-American cornerback William Likely III, who was a mentor to him
- Helped lead Caravel Academy High School to the 2013 state championship

**DARNELL SAVAGE'S NFL REGULAR SEASON DEFENSIVE STATISTICS**

DATE	TEAM	GP	TACKLES							INTERCEPTIONS							O. FUMB					ST			MISC			
			GS	TK	S	A	TFL	YDS	SK	YDS	QBH	NO	YDS	LG	TD	PD	FF	FR	TD	YDS	TK	S	A	FF	FR	S	A	
2019	Packers	14	14	61	41	20	1	2	0.0	0.0	1	2	37	28	0	7	2	0	0	0	0	0	0	0	0	0	0	0
2020	Packers	15	15	75	56	19	3	14	1.0	10.0	2	4	13	9	0	12	0	1	0	0	0	0	0	0	0	0	0	
2021	Packers	17	17	63	48	15	2	1	0.0	0.0	0	2	0	0	0	9	0	0	0	0	0	0	0	0	0	0	0	
2022	Packers	16	13	57	42	15	2	6	0.0	0.0	0	1	75	75t	1	5	0	1	0	2	1	1	0	0	0	0	0	
2023	Packers	10	10	50	35	15	1	7	0.0	0.0	0	0	0	0	0	1	0	0	0	1	1	0	0	0	0	0	0	
<b>NFL TOTALS</b>		<b>72</b>	<b>69</b>	<b>306</b>	<b>222</b>	<b>84</b>	<b>9</b>	<b>30</b>	<b>1.0</b>	<b>10.0</b>	<b>3</b>	<b>9</b>	<b>125</b>	<b>75T</b>	<b>1</b>	<b>34</b>	<b>2</b>	<b>2</b>	<b>0</b>	<b>2</b>	<b>2</b>	<b>0</b>	<b>0</b>	<b>0</b>	<b>0</b>	<b>0</b>	<b>0</b>	

**DARNELL SAVAGE'S NFL POSTSEASON DEFENSIVE STATISTICS**

DATE	TEAM	GP	TACKLES							INTERCEPTIONS							O. FUMB					ST			MISC		
			GS	TK	S	A	TFL	YDS	SK	YDS	QBH	NO	YDS	LG	TD	PD	FF	FR	TD	YDS	TK	S	A	FF	FR	S	A
2019	Packers	2	2	12	9	3	1	4	0.0	0.0	0	0	0	0	0	0	0	0	0	0	0	0	0	0	0	0	0
2020	Packers	2	2	4	3	1	0	0	0.0	0.0	1	0	0	0	0	0	0	0	0	0	0	0	0	0	0	0	0
2021	Packers	1	1	0	0	0	0	0	0.0	0.0	0	0	0	0	0	0	0	0	0	0	0	0	0	0	0	0	0
2023	Packers	2	2	8	5	3	0	0	0.0	0.0	0	1	64	64t	1	2	0	0	0	0	0	0	0	0	0	0	0
<b>NFL TOTALS</b>		<b>7</b>	<b>7</b>	<b>24</b>	<b>17</b>	<b>7</b>	<b>1</b>	<b>4</b>	<b>0.0</b>	<b>0.0</b>	<b>1</b>	<b>1</b>	<b>64</b>	<b>64T</b>	<b>1</b>	<b>2</b>	<b>0</b>	<b>0</b>	<b>0</b>	<b>0</b>	<b>0</b>	<b>0</b>	<b>0</b>	<b>0</b>	<b>0</b>	<b>0</b>	<b>0</b>

**SINGLE-GAME HIGHS: DEFENSIVE**

<b>Total Tackles</b>	11 vs. Detroit Lions, Jan 08, 2023 10 at Chicago Bears, Jan 03, 2021	<b>Fumble Recoveries</b>	1 at Indianapolis Colts, Nov 22, 2020
<b>Solo Tackles</b>	8 at Chicago Bears, Jan 03, 2021 8 at Detroit Lions, Dec 13, 2020	<b>Tackles For Loss</b>	1 at Chicago Bears, Sep 10, 2023 1 vs. Detroit Lions, Jan 08, 2023 ...7 more at 1.
<b>Sacks</b>	1.0 at Detroit Lions, Dec 13, 2020	<b>Interceptions</b>	2 vs. Chicago Bears, Nov 29, 2020 1 vs. Cleveland Browns, Dec 25, 2021 ...5 more at 1.
<b>Passes Defensed</b>	3 vs. Tennessee Titans, Dec 27, 2020 2 vs. Detroit Lions, Jan 08, 2023 ...5 more at 2.	<b>Interception Return Yards</b>	28 at New York Giants, Dec 01, 2019 9 vs. Tennessee Titans, Dec 27, 2020 ...1 more at 9.
<b>Forced Fumbles</b>	1 vs. Washington Redskins, Dec 08, 2019 1 vs. Minnesota Vikings, Sep 15, 2019	<b>Special Teams Tackles</b>	1 vs. New Orleans Saints, Sep 24, 2023 1 vs. Los Angeles Rams, Dec 19, 2022

**SINGLE-GAME HIGHS - POSTSEASON: DEFENSIVE**

<b>Total Tackles</b>	9 at San Francisco 49ers, Jan 19, 2020 4 at San Francisco 49ers, Jan 20, 2024 ...1 more at 4.	<b>Tackles For Loss</b>	1 at San Francisco 49ers, Jan 19, 2020
<b>Solo Tackles</b>	6 at San Francisco 49ers, Jan 19, 2020 3 at Dallas Cowboys, Jan 14, 2024 ...1 more at 3.	<b>Interceptions</b>	1 at Dallas Cowboys, Jan 14, 2024
<b>Passes Defensed</b>	1 at Dallas Cowboys, Jan 14, 2024	<b>Interception Return Yards</b>	64 at Dallas Cowboys, Jan 14, 2024



**2023 GAME-BY-GAME REGULAR-SEASON STATISTICS (PACKERS)**

DATE	OPPONENT	P/S	TACKLES								INTERCEPTIONS					O. FUMB				ST				MISC		W/L	SCORE	
			TK	S	A	SK	YDS	TFL	YDS	QBH	NO	YDS	LG	TD	PD	FF	FR	TD	YDS	TK	S	A	FF	FR	S			A
09/10	at Bears	S	9	5	4	0.0	0.0	1	7	0	0	0	0	0	0	0	0	0	0	0	0	0	0	0	0	0	W	38-20
09/17	at Falcons	S	8	6	2	0.0	0.0	0	0	0	0	0	0	0	0	0	0	0	0	0	0	0	0	0	0	L	24-25	
09/24	Saints	S	6	5	1	0.0	0.0	0	0	0	0	0	0	0	0	0	0	0	1	1	0	0	0	0	0	W	18-17	
09/28	Lions	S	5	3	2	0.0	0.0	0	0	0	0	0	0	0	0	0	0	0	0	0	0	0	0	0	0	L	20-34	
10/09	at Raiders	S	4	1	3	0.0	0.0	0	0	0	0	0	0	0	0	0	0	0	0	0	0	0	0	0	0	L	13-17	
10/22	at Broncos	S	1	1	0	0.0	0.0	0	0	0	0	0	0	0	0	0	0	0	0	0	0	0	0	0	0	L	17-19	
10/29	Vikings																									L	10-24	
11/05	Rams																									W	20-3	
11/12	at Steelers																									L	19-23	
11/19	Chargers																									W	23-20	
11/23	at Lions																									W	29-22	
12/03	Chiefs	S	4	4	0	0.0	0.0	0	0	0	0	0	0	0	1	0	0	0	0	0	0	0	0	0	0	W	27-19	
12/11	at Giants	S	7	6	1	0.0	0.0	0	0	0	0	0	0	0	0	0	0	0	0	0	0	0	0	0	0	L	22-24	
12/17	Buccaneers																									L	20-34	
12/24	at Panthers																									W	33-30	
12/31	at Vikings	S	1	1	0	0.0	0.0	0	0	0	0	0	0	0	0	0	0	0	0	0	0	0	0	0	0	W	33-10	
01/07	Bears	S	5	3	2	0.0	0.0	0	0	0	0	0	0	0	0	0	0	0	0	0	0	0	0	0	0	W	17-9	
<b>2023 TOTALS</b>			<b>10-10</b>	<b>50</b>	<b>35</b>	<b>15</b>	<b>0.0</b>	<b>0.0</b>	<b>1</b>	<b>7</b>	<b>0</b>	<b>0</b>	<b>0</b>	<b>0</b>	<b>1</b>	<b>0</b>	<b>0</b>	<b>0</b>	<b>0</b>	<b>0</b>	<b>1</b>	<b>1</b>	<b>0</b>	<b>0</b>	<b>0</b>	<b>0</b>	<b>9-8</b>	

**2023 GAME-BY-GAME POSTSEASON STATISTICS (PACKERS)**

DATE	OPPONENT	P/S	TACKLES								INTERCEPTIONS					O. FUMB				ST				MISC		W/L	SCORE	
			TK	S	A	SK	YDS	TFL	YDS	QBH	NO	YDS	LG	TD	PD	FF	FR	TD	YDS	TK	S	A	FF	FR	S			A
01/14	at Cowboys	S	4	3	1	0.0	0.0	0	0	0	1	64	64	1	1	0	0	0	0	0	0	0	0	0	0	0	W	48-32
01/20	at 49ers	S	4	2	2	0.0	0.0	0	0	0	0	0	0	0	1	0	0	0	0	0	0	0	0	0	0	L	21-24	
<b>2023 TOTALS</b>			<b>2-2</b>	<b>8</b>	<b>5</b>	<b>3</b>	<b>0.0</b>	<b>0.0</b>	<b>0</b>	<b>0</b>	<b>0</b>	<b>1</b>	<b>64</b>	<b>64T</b>	<b>1</b>	<b>2</b>	<b>0</b>	<b>0</b>	<b>0</b>	<b>0</b>	<b>0</b>	<b>0</b>	<b>0</b>	<b>0</b>	<b>0</b>	<b>0</b>	<b>1-1</b>	





# JOSEPH SCATES | 84

POSITION: WIDE RECEIVER  
 HT: 6-2 | WT: 205 | DOB: 2-19-2000  
 COLLEGE: MEMPHIS  
 HOMETOWN: DAYTON, OHIO  
 ACQ: UDFA-'24  
 EXP: R

@9abyjoe

## KEY TRANSACTIONS

- Originally signed as an undrafted free agent with Jacksonville on 4/30/24

## COLLEGE

- Appeared in 23 games with eight starts at Memphis from 2022-2023
- Recorded 51 receptions for 826 yards and 10 touchdowns across two seasons at Memphis
- Transferred to Memphis after spending three seasons at Iowa State
- Posted 16 receptions for 304 yards and four touchdowns at Iowa State from 2019-2021

## PERSONAL

- Attended Dunbar High School in Dayton, Ohio
- Son of Jaunida Hurt

### JOSEPH SCATES' COLLEGE RUSHING/RECEIVING STATISTICS

DATE	TEAM	GP	GS	RUSHING					RECEIVING				
				NO.	YDS.	AVG.	LG	TD	NO.	YDS.	AVG.	LG	TD
2019	Iowa St.	10	0	0	0	0.0	0	0	2	25	12.5	18	1
2020	Iowa St.	11	0	0	0	0.0	0	0	6	134	22.3	44	2
2021	Iowa St.	12	3	0	0	0.0	0	0	8	145	18.1	44	1
2022	Memphis	11	2	1	4	4.0	4	0	18	412	22.9	79	4
2023	Memphis	12	6	0	0	0.0	0	0	33	414	12.5	54	6
<b>TOTALS</b>		<b>56</b>	<b>11</b>	<b>1</b>	<b>4</b>	<b>4.0</b>	<b>4</b>	<b>0</b>	<b>67</b>	<b>1,130</b>	<b>16.9</b>	<b>79</b>	<b>14</b>

### COLLEGE 2023 GAME-BY-GAME STATISTICS (MEMPHIS)

DATE	OPPONENT	P/S	RUSHING					RECEIVING					W/L	SCORE	
			NO.	YDS.	AVG.	LG	TD	NO.	YDS.	AVG.	LG	TD			
09/02	Bethune-Cookman		DID NOT PLAY (NON-INJURY)											W	56-14
09/09	at Arkansas St.	S	0	0	0.0	0	0	2	49	24.5	45	1	W	37-3	
09/14	Navy	S	0	0	0.0	0	0	5	31	6.2	10	0	W	28-24	
09/23	at Missouri	P	0	0	0.0	0	0	2	6	3.0	3	1	L	27-34	
09/30	Boise St.	S	0	0	0.0	0	0	0	0	0.0	0	0	W	35-32	
10/13	Tulane	P	0	0	0.0	0	0	1	28	28.0	28	1	L	21-31	
10/21	at UAB	P	0	0	0.0	0	0	2	6	3.0	4	0	W	45-21	
10/28	at North Texas	S	0	0	0.0	0	0	3	44	14.7	36	1	W	45-42	
11/04	South Fla.	P	0	0	0.0	0	0	2	16	8.0	14	0	W	59-50	
11/11	at Charlotte	P	0	0	0.0	0	0	4	55	13.8	47	0	W	44-38	
11/18	SMU	P	0	0	0.0	0	0	5	26	5.2	8	0	L	34-38	
11/24	at Temple	S	0	0	0.0	0	0	4	78	19.5	54	1	W	45-21	
12/29	Iowa St.	S	0	0	0.0	0	0	3	75	25.0	51	1	L	26-36	
<b>2023 TOTALS</b>		<b>12-6</b>	<b>0</b>	<b>0</b>	<b>0.0</b>	<b>0</b>	<b>0</b>	<b>33</b>	<b>414</b>	<b>12.5</b>	<b>54</b>	<b>6</b>	<b>9-4</b>		





# BRANDON SCHERFF | 68

POSITION: OFFENSIVE LINEMAN

HT: 6-5 | WT: 315 | DOB: 12-26-1991

COLLEGE: IOWA

HOMETOWN: DENISON, IOWA

ACQ: UFA (WAS)-'22

EXP: 10th YEAR

 @bscherff68

## KEY TRANSACTIONS

- Originally drafted by Washington in the first round (5th overall) in the 2015 draft
- Signed by Jacksonville as an unrestricted free agent on 3/16/22

## PRO

### 2023 (Jaguars)

- Voted a captain for the 2023 season
- Started all 17 games at right guard
- **11/26 at HOU:** Started at right guard and played all 76 offensive snaps
- **10/8 at BUF:** Started at right guard and played all 88 offensive snaps... Saw action on special teams
- **9/24 vs. HOU:** Started at right guard and played all 73 offensive snaps

### 2022 (Jaguars)

- Voted a captain for the 2022 season
- Started all 17 regular season games and both postseason games
- **1/14 vs. LAC:** Started at right guard and played all 74 offensive snaps
- **10/9 vs. HOU:** Started at right guard and played all 75 offensive snaps
- **9/25 at LAC:** Started at right guard and played 75 offensive snaps

### 2021 (Commanders)

- Started in 11 games and only allowed 2.0 sacks
- Finished the 2021-22 season as the fourth-highest ranked guard according to PFF... He registered a 86.3 overall grade

### 2020 (Commanders)

- Played and started in all 13 games he appeared in
- Named first-team All-Pro becoming the first Washington player to be named first-team All-Pro since punter Matt Turk in 1996
- Ranked 98th on the NFL Top 100 Players of 2021 list

### 2019 (Commanders)

- Played and started in 11 games... Placed on injured reserve on 12/17... Only gave up 1.5 sacks

### 2018 (Commanders)

- Started in all eight games in which he appeared, allowing only one sack on the season

### 2017 (Commanders)

- Started all 14 games in which he appeared, earning his second Pro Bowl selection

### 2016 (Commanders)

- Earned first career Pro Bowl selection
- Started all 16 games at right guard, joining Chris Samuels (2000-01) and Jon Jansen (1999-2000) as the only Washington offensive linemen to open their careers by starting 16 games in each of their first two NFL seasons

### 2015 (Commanders)

- Started all 16 regular season games and one postseason game played by the organization, earning PFWA All-Rookie honors
- Missed only one offensive snap on the year, exiting the field momentarily after losing his shoe... Became only the third rookie offensive lineman to start 16 games for Washington (Jon Jansen in 1999 and Chris Samuels in 2000)

## COLLEGE

- Played collegiately at Iowa from 2011-14, appearing in 43 games with 36 starts... In 2014, won the Outland Trophy, which is awarded annually to the nation's most outstanding interior lineman
- Started all 26 games over final two seasons at left tackle and had 36 career starts



- One of five seniors named to 2014 Leadership Group

## PERSONAL

- Played for Jaguars Offensive Line Coach Phil Rauscher in Washington from 2018-19... Rauscher was the assistant offensive line coach for Washington in 2018 and was promoted to offensive line coach in 2019
- Played with Jaguars QB C.J. Beathard in college
- Attended Denison (Iowa) High School, where he was a five sport athlete, competing in football, basketball, baseball, tennis and track and field
- Has a wife, Jenni, a son, Easton and a daughter, Baylor
- Has two German shorthaired pointer dogs, Trigger and Rusty... Both also serve as hunting dogs
- Avid fisherman and hunter... Hunted in South Dakota in the 2021 offseason and has also gone ice fishing
- Spends his offseason back home in Iowa

### BRANDON SCHERFF'S NFL REGULAR SEASON STATISTICS

DATE	TEAM	GP	GS
2015	Redskins	16	16
2016	Redskins	16	16
2017	Redskins	14	14
2018	Redskins	8	8
2019	Redskins	11	11
2020	Football Team	13	13
2021	Football Team	11	11
2022	Jaguars	17	17
2023	Jaguars	17	17
<b>NFL TOTALS</b>		<b>123</b>	<b>123</b>

### BRANDON SCHERFF'S NFL POSTSEASON STATISTICS

DATE	TEAM	GP	GS
2015	Redskins	1	1
2020	Football Team	1	1
2022	Jaguars	2	2
<b>NFL TOTALS</b>		<b>4</b>	<b>4</b>

### 2023 GAME-BY-GAME REGULAR-SEASON STATISTICS (JAGUARS)

DATE	OPPONENT	P/S	W/L	SCORE
09/10	at Colts	S	W	31-21
09/17	Chiefs	S	L	9-17
09/24	Texans	S	L	17-37
10/01	Falcons	S	W	23-7
10/08	at Bills	S	W	25-20
10/15	Colts	S	W	37-20
10/19	at Saints	S	W	31-24
10/29	at Steelers	S	W	20-10
11/12	49ers	S	L	3-34
11/19	Titans	S	W	34-14
11/26	at Texans	S	W	24-21
12/04	Bengals	S	L	31-34+
12/10	at Browns	S	L	27-31
12/17	Ravens	S	L	7-23
12/24	at Buccaneers	S	L	12-30
12/31	Panthers	S	W	26-0
01/07	at Titans	S	L	20-28
<b>2023 TOTALS</b>			<b>9-8</b>	

\* - Overtime









## TYLER SHATLEY | 69

**POSITION:** OFFENSIVE LINEMAN  
**HT:** 6-3 | **WT:** 305 | **DOB:** 5-5-1991  
**COLLEGE:** CLEMSON  
**HOMETOWN:** ICARD, N.C.  
**ACQ:** FA-'24  
**EXP:** 11th YEAR

 @tyler\_shatley  
 @tyler.shatley

### KEY TRANSACTIONS

- Originally signed by Jacksonville as an undrafted rookie on 5/12/14
- Re-signed with Jacksonville on 3/29/19

### PRO

#### 2023 (Jaguars)

- Saw action in 17 games with six starts... He has played in 140 consecutive games which set a franchise record previously held by LS Joe Zelenka who appeared in 128 consecutive games from 2001-08... Shatley's streak began on Nov. 8, 2015
- **12/10 at CLE:** Started at left guard and played all 76 offensive snaps and three snaps on special teams
- **10/15 vs. IND:** Started at left guard and played all 64 offensive snaps and seven snaps on special teams... Recorded the most consecutive games played in Jaguars history at 129 games
- **10/8 at BUF:** Replaced Walker Little on the offensive line... Saw action on special teams... Tied the franchise record with Joe Zelenka for most consecutive games played at 128

#### 2022 (Jaguars)

- Saw action in 17 regular season games with 12 starts and started both postseason games
- **1/14 vs. LAC:** Started at left guard and played all 74 offensive snaps and three special teams snaps
- **12/18 vs. DAL:** Started at left guard and played all 70 offensive snaps and six special teams snaps... Surpassed DT John Henderson for sole possession of 10th place in franchise history in games played (125)
- **12/11 at TEN:** Started at left guard and played all 72 offensive snaps and six special teams snaps... Tied DT John Henderson for 10th all time in franchise history in games played (124)
- **10/30 vs. DEN:** Started at left guard and played all 72 offensive snaps and three special teams snaps... Recorded one fumble recovery

#### 2021 (Jaguars)

- Appeared in 17 games and made eight starts
- **1/9 vs. IND:** Started at center and played all 68 offensive snaps
- **11/14 at IND:** Started at center and played all 66 offensive snaps
- **11/7 vs. BUF:** Started at center and played all 61 offensive snaps
- **10/31 at SEA:** Started at center and played all 76 offensive snaps
- **10/17 vs. MIA:** Started at center and played all 66 offensive snaps

#### 2020 (Jaguars)

- Appeared in all 16 games, making 10 starts along the offensive line... Part of an offensive line that helped rookie RB James Robinson tally the most scrimmage yards (1,414) and the second-most rushing yards (1,070), by an undrafted rookie in NFL history
- **9/20 at TEN:** Saw action at center, replacing OL Brandon Linder after he left the game with a knee injury in the third quarter, and on special teams... Helped the team rush for 165 yards

#### 2019 (Jaguars)

- Appeared in all 16 games, primarily assisting on special teams

#### 2018 (Jaguars)

- Stepped in as the starting center after OL Brandon Linder was placed on injured reserve prior to Week 11

#### 2017 (Jaguars)

- Part of an offensive line that helped the team lead the league in rushing for the first time in franchise history and allowed a franchise-low 24 sacks
- **11/5 vs. CIN:** Started at center and helped the team rush for 149 yards... Part of a unit that did not allow a sack for the third time this season

#### 2016 (Jaguars)

- Made two starts at center and two at left guard while seeing action in all 16 games



## 2015 (Jaguars)

- Saw action in 13 games, primarily on special teams

## 2014 (Jaguars)

- Earned spot on the opening day roster after joining club as a rookie free agent... Was inactive for 15 games

## COLLEGE

- Began his career as a fullback for the Tigers, before moving to the defensive line in 2010 and the offensive line in the spring of 2012
- Played in 51 games with 27 starts
- Started 25 games on offense over his final two seasons and registered 60 knockdowns on 1,776 snaps
- As a senior in 2013, was a team captain and earned Third-Team All-ACC honors
- As a junior in 2013, named a Strength & Conditioning All-American by the NSCA
- Graduated with a degree in civil engineering

## PERSONAL

- Attended East Burke (Icard, N.C.) High School where he was the No. 3 rated fullback in the nation by Tom Lemming
- Did not play on the offensive line in high school
- As a fullback, had 2,000 rushing yards and 31 TDs in his junior and senior seasons
- Also served as the team's punter and averaged 40.7 yards per punt
- Full name is Christian Tyler Shatley
- He and his wife, Natalie, have two sons, Boone and Deacon, and a daughter, Sutton
- Is an avid fisherman

### TYLER SHATLEY'S NFL REGULAR SEASON STATISTICS

DATE	TEAM	GP	GS
2014	Jaguars	1	0
2015	Jaguars	13	0
2016	Jaguars	16	4
2017	Jaguars	16	4
2018	Jaguars	16	7
2019	Jaguars	16	0
2020	Jaguars	16	10
2021	Jaguars	17	8
2022	Jaguars	17	12
2023	Jaguars	17	6
<b>NFL TOTALS</b>		<b>145</b>	<b>51</b>

### TYLER SHATLEY'S NFL POSTSEASON STATISTICS

DATE	TEAM	GP	GS
2017	Jaguars	3	0
2022	Jaguars	2	2
<b>NFL TOTALS</b>		<b>5</b>	<b>2</b>

### 2023 GAME-BY-GAME REGULAR-SEASON STATISTICS (JAGUARS)

DATE	OPPONENT	P/S	W/L	SCORE
09/10	at Colts	P	W	31-21
09/17	Chiefs	P	L	9-17
09/24	Texans	P	L	17-37
10/01	Falcons	S	W	23-7
10/08	at Bills	P	W	25-20
10/15	Colts	S	W	37-20
10/19	at Saints	S	W	31-24
10/29	at Steelers	S	W	20-10
11/12	49ers	P	L	3-34
11/19	Titans	P	W	34-14
11/26	at Texans	P	W	24-21
12/04	Bengals	P	L	31-34+
12/10	at Browns	S	L	27-31
12/17	Ravens	P	L	7-23
12/24	at Buccaneers	P	L	12-30
12/31	Panthers	S	W	26-0
01/07	at Titans	P	L	20-28
<b>2023 TOTALS</b>		<b>17-6</b>	<b>9-8</b>	

+ - Overtime





# MAASON SMITH | 94

POSITION: DEFENSIVE TACKLE  
 HT: 6-5 | WT: 306 | DOB: 10-13-2002  
 COLLEGE: LSU  
 HOMETOWN: HOUMA, LA.  
 ACQ: D2-'24  
 EXP: R

@therealmaasonn  
 @maason

## KEY TRANSACTIONS

- Originally drafted by Jacksonville in the second round (48th overall) in the 2024 draft

## COLLEGE

- Appeared in 22 games with 17 starts at LSU and totaled 47 career tackles, 9.5 tackles for loss and 6.5 sacks
- Named 2021 Freshman All-America (Football Writers Association of America) and Freshman All-SEC

## PERSONAL

- Son of mother, Cara M. Morgan and father, Malcolm Smith
- Ranked as the number two defensive line prospect and number 18 in the nation according to 247 Sports Composite


### MAASON SMITH'S COLLEGE DEFENSIVE STATISTICS

DATE	TEAM	GP	GS	TACKLES							INTERCEPTIONS						O. FUMB				ST				MISC		
				TK	S	A	TFL	YDS	SK	YDS	QBH	NO	YDS	LG	TD	PD	FF	FR	TD	YDS	TK	S	A	FF	FR	S	A
2021	LSU	10	4	19	13	6	5.0	29.0	4.0	25.0	1	0	0	0	0	0	0	0	0	0	0	0	0	0	0	0	0
2022	LSU	2	1	0	0	0	0.0	0.0	0.0	0.0	0	0	0	0	0	0	0	0	0	0	0	0	0	0	0	0	
2023	LSU	12	12	28	9	19	4.5	20.0	2.5	16.0	4	0	0	0	0	2	0	0	0	0	0	0	0	0	0	0	
<b>TOTALS</b>		<b>24</b>	<b>17</b>	<b>47</b>	<b>22</b>	<b>25</b>	<b>9.5</b>	<b>49.0</b>	<b>6.5</b>	<b>41.0</b>	<b>5</b>	<b>0</b>	<b>0</b>	<b>0</b>	<b>0</b>	<b>2</b>	<b>0</b>	<b>0</b>	<b>0</b>	<b>0</b>	<b>0</b>	<b>0</b>	<b>0</b>	<b>0</b>	<b>0</b>	<b>0</b>	

### COLLEGE 2023 GAME-BY-GAME STATISTICS (LSU)

DATE	OPPONENT	P/S	TACKLES							INTERCEPTIONS						O. FUMB				ST				MISC		SCORE		
			TK	S	A	SK	YDS	TFL	YDS	QBH	NO	YDS	LG	TD	PD	FF	FR	TD	YDS	TK	S	A	FF	FR	S		A	W/L
09/03	at Florida St.		DID NOT PLAY (NON-INJURY)																							W	45-24	
09/09	Grambling	S	1	1	0	0.0	0.0	1.0	2.0	0	0	0	0	0	0	0	0	0	0	0	0	0	0	0	0	0	W	72-10
09/16	at Mississippi St.	S	2	1	1	0.0	0.0	0.0	0.0	1	0	0	0	0	1	0	0	0	0	0	0	0	0	0	0	0	W	41-14
09/23	Arkansas	S	2	1	1	0.0	0.0	0.0	0.0	0	0	0	0	0	0	0	0	0	0	0	0	0	0	0	0	0	W	34-31
09/30	at Ole Miss	S	2	0	2	0.0	0.0	0.5	0.0	0	0	0	0	0	0	0	0	0	0	0	0	0	0	0	0	0	L	49-55
10/07	at Missouri	S	4	2	2	1.0	6.0	1.0	6.0	2	0	0	0	0	1	0	0	0	0	0	0	0	0	0	0	0	W	49-39
10/14	Auburn	S	1	0	1	0.0	0.0	0.0	0.0	0	0	0	0	0	0	0	0	0	0	0	0	0	0	0	0	0	W	48-18
10/21	Army West Point	S	3	1	2	0.0	0.0	0.5	2.0	0	0	0	0	0	0	0	0	0	0	0	0	0	0	0	0	0	W	62-0
11/04	at Alabama	S	1	0	1	0.0	0.0	0.0	0.0	0	0	0	0	0	0	0	0	0	0	0	0	0	0	0	0	0	L	28-42
11/11	Florida	S	1	0	1	0.0	0.0	0.0	0.0	0	0	0	0	0	0	0	0	0	0	0	0	0	0	0	0	0	W	52-35
11/18	Georgia St.	S	5	1	4	0.5	3.0	0.5	3.0	0	0	0	0	0	0	0	0	0	0	0	0	0	0	0	0	0	W	56-14
11/25	Texas A&M	S	5	1	4	0.0	0.0	0.0	0.0	1	0	0	0	0	0	0	0	0	0	0	0	0	0	0	0	0	W	42-30
01/01	Wisconsin	S	1	1	0	1.0	7.0	1.0	7.0	0	0	0	0	0	0	0	0	0	0	0	0	0	0	0	0	0	W	35-31
<b>2023 TOTALS</b>		<b>12-12</b>	<b>28</b>	<b>9</b>	<b>19</b>	<b>2.5</b>	<b>16.0</b>	<b>4.5</b>	<b>20.0</b>	<b>4</b>	<b>0</b>	<b>0</b>	<b>0</b>	<b>0</b>	<b>2</b>	<b>0</b>	<b>0</b>	<b>0</b>	<b>0</b>	<b>0</b>	<b>0</b>	<b>0</b>	<b>0</b>	<b>0</b>	<b>0</b>	<b>0</b>	<b>11-2</b>	





# BRENTON STRANGE | 85

**POSITION:** TIGHT END  
**HT:** 6-4 | **WT:** 253 | **DOB:** 12-27-2000  
**COLLEGE:** PENN STATE  
**HOMETOWN:** PARKERSBURG, W. VA.  
**ACQ:** D2-'23  
**EXP:** 2nd YEAR

BrentonStrange  
 brentonstrange\_

## KEY TRANSACTIONS

- Originally drafted by Jacksonville in the second round (61st overall) in the 2023 NFL Draft

## PRO

### 2023 (Jaguars)

- Appeared in 14 games with four starts during his rookie season... He recorded five receptions for 35 yards and one touchdown
- 10/15 vs. IND:** Started at tight end and recorded two receptions for 27 yards and his first-career touchdown... Saw action on special teams
- 9/24 vs. HOU:** Recorded two receptions for seven yards... Saw action on special teams
- 9/10 at IND:** Saw action at tight end and on special teams in NFL debut

## COLLEGE

- Appeared in 37 games while at Penn State, making 31 starts
- Caught 70 passes for 755 yards, scoring 11 touchdowns
- In 2022, caught a career-high six passes for 80 yards at Auburn on 9/17
- Was named to the 2022 Mackey Award watch list
- In his sophomore season, was named All-Big Ten honorable mention
- Redshirted his freshman year and played the next three seasons

## PERSONAL

- Majored in Recreation, Park and Tourism Management

### BRENTON STRANGE'S NFL REGULAR SEASON RUSHING/RECEIVING STATISTICS

DATE	TEAM	GP	GS	RECEIVING					RUSHING				
				NO.	YDS.	AVG.	LG	TD	NO.	YDS.	AVG.	LG	TD
2023	Jaguars	14	4	5	35	7.0	17	1	0	0	0.0	0	0
<b>NFL TOTALS</b>		<b>14</b>	<b>4</b>	<b>5</b>	<b>35</b>	<b>7.0</b>	<b>17</b>	<b>1</b>	<b>0</b>	<b>0</b>	<b>0.0</b>	<b>0</b>	<b>0</b>

### BRENTON STRANGE'S NFL REGULAR SEASON RETURN STATISTICS

DATE	TEAM	KICKOFF RETURNS					PUNT RETURNS					
		RET.	YDS.	AVG.	LG	TD	NO.	FC	YDS.	AVG.	LG	TD
2023	Jaguars	0	0	0.0	0	0	0	0	0	0.0	0	0
<b>NFL TOTALS</b>		<b>0</b>	<b>0</b>	<b>0.0</b>	<b>0</b>	<b>0</b>	<b>0</b>	<b>0</b>	<b>0</b>	<b>0.0</b>	<b>0</b>	<b>0</b>

### SINGLE-GAME HIGHS: RECEIVING

<b>Receptions</b>	2 vs. Indianapolis Colts, Oct 15, 2023 2 vs. Houston Texans, Sep 24, 2023	<b>Receiving TDs</b>	1 vs. Indianapolis Colts, Oct 15, 2023
<b>Receiving Yards</b>	27 vs. Indianapolis Colts, Oct 15, 2023 7 vs. Houston Texans, Sep 24, 2023	<b>All-Purpose Yards</b>	27 vs. Indianapolis Colts, Oct 15, 2023 7 vs. Houston Texans, Sep 24, 2023
<b>Longest Receptions</b>	17 vs. Indianapolis Colts, Oct 15, 2023 10t vs. Indianapolis Colts, Oct 15, 2023	<b>Most TDs</b>	1 vs. Indianapolis Colts, Oct 15, 2023



**2023 GAME-BY-GAME REGULAR-SEASON STATISTICS (JAGUARS)**

DATE	OPPONENT	P/S	RECEIVING					RUSHING					W/L	SCORE	
			NO.	YDS.	AVG.	LG	TD	NO.	YDS.	AVG.	LG	TD			
09/10	at Colts	P	0	0	0.0	0	0	0	0	0.0	0	0	0	W	31-21
09/17	Chiefs	P	0	0	0.0	0	0	0	0	0.0	0	0	0	L	9-17
09/24	Texans	P	2	7	3.5	4	0	0	0	0.0	0	0	0	L	17-37
10/01	Falcons	P	0	0	0.0	0	0	0	0	0.0	0	0	0	W	23-7
10/08	at Bills	P	0	0	0.0	0	0	0	0	0.0	0	0	0	W	25-20
10/15	Colts	S	2	27	13.5	17	1	0	0	0.0	0	0	0	W	37-20
10/19	at Saints	P	0	0	0.0	0	0	0	0	0.0	0	0	0	W	31-24
10/29	at Steelers	P	0	0	0.0	0	0	0	0	0.0	0	0	0	W	20-10
11/12	49ers	P	0	0	0.0	0	0	0	0	0.0	0	0	0	L	3-34
11/19	Titans	S	0	0	0.0	0	0	0	0	0.0	0	0	0	W	34-14
11/26	at Texans	P	0	0	0.0	0	0	0	0	0.0	0	0	0	W	24-21
12/04	Bengals							ON INACTIVE LIST						L	31-34+
12/10	at Browns							ON INACTIVE LIST						L	27-31
12/17	Ravens							ON INACTIVE LIST						L	7-23
12/24	at Buccaneers	S	0	0	0.0	0	0	0	0	0.0	0	0	0	L	12-30
12/31	Panthers	S	1	1	1.0	1	0	0	0	0.0	0	0	0	W	26-0
01/07	at Titans	P	0	0	0.0	0	0	0	0	0.0	0	0	0	L	20-28
<b>2023 TOTALS</b>		<b>14-4</b>	<b>5</b>	<b>35</b>	<b>7.0</b>	<b>17</b>	<b>1</b>	<b>0</b>	<b>0</b>	<b>0.0</b>	<b>0</b>	<b>0</b>	<b>0</b>	<b>9-8</b>	

+ - Overtime







# TY SUMMERS | 55

POSITION: LINEBACKER

HT: 6-1 | WT: 241 | DOB: 12-31-1995

COLLEGE: TCU

HOMETOWN: SAN ANTONIO, TEXAS

ACQ: FA-'24

EXP: 6th YEAR

 @summerTYme42

 @tysummers\_42

## KEY TRANSACTIONS

- Originally selected by Green Bay in the seventh round (226th overall) of the 2019 Draft
- Claimed off of waivers by Jacksonville on 8/31/22
- Signed to Jacksonville's practice squad on 9/5/22
- Signed to New Orleans' practice squad on 12/20/22
- Signed by New Orleans as an unrestricted free agent on 3/18/23
- Signed to New Orleans' practice squad on 8/30/23
- Signed by Jacksonville as a free agent on 5/16/24

## PRO

### 2023 (Jaguars)

- Appeared in 10 games throughout the 2023 season and recorded two special teams tackles (one assisted)

### 2022 (Jaguars)

- **10/16 at IND:** Saw action on special teams and recorded one special teams tackle
- **10/2 at PHI:** Saw action on 16 special teams snaps

### 2021 (Packers)

- Played in all 14 games, logging four tackles (all solo) on defense and five tackles and a fumble recovery on special teams
- **10/28/21 at ARI:** Recovered a fumble (first of NFL career) on a muffed punt

### 2020 (Packers)

- Played in all 16 games with one start, recording 27 tackles (19 solo) and a pass defended... Led the Packers with a career-high 12 tackles on special teams, tied for No. 6 in the NFL
- **10/5/20 vs. ATL:** Made his first career start, registering seven tackles (six solo) on 52 defensive snaps

### 2019 (Packers)

- Played in all 16 games on special teams
- **9/5/19 vs. MIN:** Played 19 snaps on special teams in his NFL debut and registered a tackle

## COLLEGE

- Played in 51 games with 32 starts for TCU (2015-18) and recorded 319 tackles (168 solo), the second most by a Horned Frog in the first 18 seasons of head coach Gary Patterson's tenure
- Tallied 14 games with 10-plus tackles from 2015-18, ranking No. 3 in the Big 12 over that time span (Kansas LB Joe Dineen, 22, and TCU LB Travin Howard, 17)

## PERSONAL

- He and his wife, Sidnee, have a son, Paxton
- Father, Jerrod, played quarterback at Howard Payne University in Brownwood, Texas
- Named a semifinalist for the 2018 Jason Witten Collegiate Man of the Year Award, which is presented annually to the Division I college football player who has best demonstrated a record of leadership by exhibiting exceptional courage, integrity and sportsmanship both on and off the field
- Was a unanimous All-District 26-5A selection as a senior at Reagan High School in San Antonio, Texas... Was a dual-threat quarterback and also played safety... Passed for 2,001 yards and 16 TDs while rushing for 1,773 yards and 31 scores... Earned a total of six letters in football (three), track (two) and baseball (one)



**TY SUMMERS' NFL REGULAR SEASON DEFENSIVE STATISTICS**

DATE	TEAM	GP	TACKLES							INTERCEPTIONS							O. FUMB					ST				MISC	
			GS	TK	S	A	TFL	YDS	SK	YDS	QBH	NO	YDS	LG	TD	PD	FF	FR	TD	YDS	TK	S	A	FF	FR	S	A
2019	Packers	16	0	0	0	0	0	0	0.0	0.0	0	0	0	0	0	0	0	0	0	0	4	2	2	0	0	0	0
2020	Packers	16	1	27	19	8	0	0	0.0	0.0	0	0	0	0	1	0	0	0	0	0	12	8	4	0	0	0	0
2021	Packers	14	0	4	4	0	0	0	0.0	0.0	0	0	0	0	0	0	0	0	0	5	4	1	0	1	0	0	0
2022	Jaguars	3	0	0	0	0	0	0	0.0	0.0	0	0	0	0	0	0	0	0	0	4	2	2	0	0	0	0	0
2023	Saints	15	0	0	0	0	0	0	0.0	0.0	0	0	0	0	0	0	0	0	0	2	1	1	0	0	0	0	0
<b>NFL TOTALS</b>		<b>64</b>	<b>1</b>	<b>31</b>	<b>23</b>	<b>8</b>	<b>0</b>	<b>0</b>	<b>0.0</b>	<b>0.0</b>	<b>0</b>	<b>0</b>	<b>0</b>	<b>0</b>	<b>1</b>	<b>0</b>	<b>0</b>	<b>0</b>	<b>0</b>	<b>27</b>	<b>17</b>	<b>10</b>	<b>0</b>	<b>1</b>	<b>0</b>	<b>0</b>	

**TY SUMMERS' NFL POSTSEASON DEFENSIVE STATISTICS**

DATE	TEAM	GP	TACKLES							INTERCEPTIONS							O. FUMB					ST				MISC	
			GS	TK	S	A	TFL	YDS	SK	YDS	QBH	NO	YDS	LG	TD	PD	FF	FR	TD	YDS	TK	S	A	FF	FR	S	A
2019	Packers	2	0	0	0	0	0	0	0.0	0.0	0	0	0	0	0	0	0	0	0	0	0	0	0	0	0	0	0
2020	Packers	2	0	2	2	0	1	1	0.0	0.0	0	0	0	0	0	0	0	0	0	0	1	1	0	0	0	0	0
2021	Packers	0	0	0	0	0	0	0	0.0	0.0	0	0	0	0	0	0	0	0	0	0	0	0	0	0	0	0	0
<b>NFL TOTALS</b>		<b>4</b>	<b>0</b>	<b>2</b>	<b>2</b>	<b>0</b>	<b>1</b>	<b>1</b>	<b>0.0</b>	<b>0.0</b>	<b>0</b>	<b>0</b>	<b>0</b>	<b>0</b>	<b>0</b>	<b>0</b>	<b>0</b>	<b>0</b>	<b>0</b>	<b>0</b>	<b>3</b>	<b>1</b>	<b>2</b>	<b>0</b>	<b>0</b>	<b>0</b>	<b>0</b>

**SINGLE-GAME HIGHS: DEFENSIVE**

**Total Tackles** 9 at New Orleans Saints, Sep 27, 2020      **Special Teams Tackles** 3 vs. Carolina Panthers, Dec 19, 2020  
 7 vs. Atlanta Falcons, Oct 05, 2020      2 at Indianapolis Colts, Oct 16, 2022

**Solo Tackles** 6 vs. Atlanta Falcons, Oct 05, 2020      ...2 more at 2.  
 6 at New Orleans Saints, Sep 27, 2020      **Special Teams Fumble Recoveries** 1 at Arizona Cardinals, Oct 28, 2021

**Passes Defensed** 1 vs. Tennessee Titans, Dec 27, 2020

**SINGLE-GAME HIGHS - POSTSEASON: DEFENSIVE**

**Total Tackles** 2 vs. Tampa Bay Buccaneers, Jan 24, 2021      **Tackles For Loss** 1 vs. Tampa Bay Buccaneers, Jan 24, 2021  
**Solo Tackles** 2 vs. Tampa Bay Buccaneers, Jan 24, 2021      **Special Teams Tackles** 2 vs. Seattle Seahawks, Jan 12, 2020  
 1 vs. Tampa Bay Buccaneers, Jan 24, 2021

**2023 GAME-BY-GAME REGULAR-SEASON STATISTICS (SAINTS)**

DATE	OPPONENT	P/S	TACKLES							INTERCEPTIONS							O. FUMB					ST				MISC		
			TK	S	A	SK	YDS	TFL	YDS	QBH	NO	YDS	LG	TD	PD	FF	FR	TD	YDS	TK	S	A	FF	FR	S	A	W/L	SCORE
09/18	at Panthers																										W	20-17
09/24	at Packers																										L	17-18
10/01	Buccaneers																										L	9-26
10/08	at Patriots																										W	34-0
10/15	at Texans																										L	13-20
10/19	Jaguars	P	0	0	0	0.0	0.0	0	0	0	0	0	0	0	0	0	0	0	0	0	0	0	0	0	0	0	L	24-31
10/29	at Colts	P	0	0	0	0.0	0.0	0	0	0	0	0	0	0	0	0	0	0	0	0	0	0	0	0	0	0	W	38-27
11/05	Bears																										W	24-17
11/12	at Vikings	P	0	0	0	0.0	0.0	0	0	0	0	0	0	0	0	0	0	0	0	0	0	0	0	0	0	0	L	19-27
11/26	at Falcons	P	0	0	0	0.0	0.0	0	0	0	0	0	0	0	0	0	0	0	0	0	0	0	0	0	0	0	L	15-24
12/03	Lions	P	0	0	0	0.0	0.0	0	0	0	0	0	0	0	0	0	0	0	0	1	0	1	0	0	0	0	L	28-33
12/10	Panthers	P	0	0	0	0.0	0.0	0	0	0	0	0	0	0	0	0	0	0	0	0	0	0	0	0	0	0	W	28-6
12/17	Giants	P	0	0	0	0.0	0.0	0	0	0	0	0	0	0	0	0	0	0	0	0	0	0	0	0	0	0	W	24-6
12/21	at Rams	P	0	0	0	0.0	0.0	0	0	0	0	0	0	0	0	0	0	0	0	0	0	0	0	0	0	0	L	22-30
12/31	at Buccaneers	P	0	0	0	0.0	0.0	0	0	0	0	0	0	0	0	0	0	0	0	0	0	0	0	0	0	0	W	23-13
01/07	Falcons	P	0	0	0	0.0	0.0	0	0	0	0	0	0	0	0	0	0	0	0	0	0	0	0	0	0	0	W	48-17
<b>2023 TOTALS</b>		<b>10-0</b>	<b>0</b>	<b>0</b>	<b>0</b>	<b>0.0</b>	<b>0.0</b>	<b>0</b>	<b>0</b>	<b>0</b>	<b>0</b>	<b>0</b>	<b>0</b>	<b>0</b>	<b>0</b>	<b>0</b>	<b>0</b>	<b>0</b>	<b>0</b>	<b>1</b>	<b>0</b>	<b>1</b>	<b>0</b>	<b>0</b>	<b>0</b>	<b>0</b>	<b>8-8</b>	





# KEATON SUTHERLAND | 78

**POSITION:** OFFENSIVE LINEMAN  
**HT:** 6-5 | **WT:** 316 | **DOB:** 2-12-1997  
**COLLEGE:** TEXAS A&M  
**HOMETOWN:** FLOWER MOUND, TEXAS  
**ACQ:** FA-'23  
**EXP:** 6th YEAR

 @keatonsuds  
 @keatonsuds

## KEY TRANSACTIONS

- Originally entered the NFL after signing with the Cincinnati Bengals as an undrafted free agent on May 10, 2019
- Waived by the Bengals on September 25, 2019
- Claimed off waivers by the Miami Dolphins on September 26, 2019
- Waived by the Dolphins on September 5, 2020
- Added to the Bengals practice squad on September 8, 2020
- Signed by the 49ers on August 30, 2022
- Added to the Commanders practice squad on October 4, 2022
- Released by the Commanders on August 5, 2023
- Signed by the Houston Texans as a free agent on August 6, 2023
- Signed to Jacksonville's practice squad November 27, 2023

## PRO

### 2023 (Jaguars)

- Spent the 2023 season on the Jaguars' practice squad

### 2022 (Jaguars)

- Spent the 2022 season on the Jaguars' practice squad

### 2021 (Bengals)

- Was on the active roster and saw game action against the Browns on January 9, 2022

### 2020 (Bengals)

- Saw action in a win vs. Tennessee on November 1, 2020

### 2019 (Dolphins)

- Made his professional debut in 2019, seeing action in three games (two starts) with the Dolphins

## COLLEGE

- Appeared in 11 games as a senior in 2018, starting nine, and helped the Aggies gain 5,590 total yards
- Started in 12 games in 2017, helping lead the Aggie offense to 406.8 total yards of offense including 155.6 rushing and 251.2 through the air
- As a sophomore, saw action in eight games and started the final four games of 2016, seeing action at both guard positions, helped clear the way for a balanced Aggie offense that gained 467.0 yards per game, with 211.8 rushing and 250.0 passing yards per game
- Emerged as the Aggies' full-time starter at left guard as a freshman in 2015

## PERSONAL

- U.S. Army All-American at Flower Mound Marcus HS
- Earned first-team District 5-6A honors and All-Area honors from the Dallas Morning News as a senior
- Sutherland graded out at 93 percent with 86 knockdowns and 43 pancakes
- Missed his junior season after earning district Newcomer of the Year honors as a sophomore
- Four-star prospect chose Texas A&M over Arkansas, Miami (Fla.), Oklahoma and Texas



**KEATON SUTHERLAND'S NFL REGULAR SEASON STATISTICS**

DATE	TEAM	GP	GS
2019	Bengals	1	0
Went from Cincinnati to Miami.			
2019	Dolphins	3	2
2019	TOTAL	4	2
2020	Bengals	1	0
2021	Bengals	1	0
2022	49ers	0	0
Went from San Francisco to Washington.			
2022	Commanders	0	0
2022	TOTAL	0	0
2023	Texans	0	0
Went from Houston to Jacksonville.			
2023	Jaguars	0	0
2023	TOTAL	0	0
<b>NFL TOTALS</b>		<b>6</b>	<b>2</b>

**KEATON SUTHERLAND'S NFL POSTSEASON STATISTICS**

DATE	TEAM	GP	GS
2021	Bengals	0	0
<b>NFL TOTALS</b>		<b>0</b>	<b>0</b>

**2023 GAME-BY-GAME REGULAR-SEASON STATISTICS (TEXANS/JAGUARS)**

DATE	OPPONENT	P/S		W/L	SCORE
09/10	at Ravens		NOT ON ROSTER	L	9-25
09/17	Colts		NOT ON ROSTER	L	20-31
09/24	at Jaguars		NOT ON ROSTER	W	37-17
10/01	Steelers		NOT ON ROSTER	W	30-6
10/08	at Falcons		NOT ON ROSTER	L	19-21
10/15	Saints		NOT ON ROSTER	W	20-13
10/29	at Panthers		NOT ON ROSTER	L	13-15
11/05	Buccaneers		NOT ON ROSTER	W	39-37
11/12	at Bengals		NOT ON ROSTER	W	30-27
11/19	Cardinals		NOT ON ROSTER	W	21-16
11/26	Jaguars		NOT ON ROSTER	L	21-24
Went from Texans to Jaguars.					
12/04	Bengals		PRACTICE SQUAD	L	31-34+
12/10	at Browns		PRACTICE SQUAD	L	27-31
12/17	Ravens		PRACTICE SQUAD	L	7-23
12/24	at Buccaneers		PRACTICE SQUAD	L	12-30
12/31	Panthers		PRACTICE SQUAD	W	26-0
01/07	at Titans		PRACTICE SQUAD	L	20-28
<b>2023 TOTALS</b>		<b>0-0</b>		<b>7-10</b>	



+ - Overtime





## DANIEL THOMAS | 20

**POSITION:** SAFETY  
**HT:** 5-10 | **WT:** 215 | **DOB:** 7-1-1998  
**COLLEGE:** AUBURN  
**HOMETOWN:** MONTGOMERY, ALA.  
**ACQ:** D5A-'20  
**EXP:** 5th YEAR

 @gamechanger021  
 @daniel\_dt21

### KEY TRANSACTIONS

- Originally drafted by Jacksonville in the fifth round (157th overall) of the 2020 draft

### PRO

#### 2023 (Jaguars)

- Appeared in 15 games and recorded seven special teams tackles and one tackle on defense
- 12/17 vs. BAL:** Assisted on one tackle on defense and recorded one tackle on special teams
- 10/29 at PIT:** Recorded a 21-yard kickoff return, the first return of his career
- 10/15 vs. IND:** Recorded two solo tackles on special teams

#### 2022 (Jaguars)

- Saw action in 15 regular season games and both postseason games... In the regular season, he posted three tackles (two solo) on defense and five tackles (three solo) on special teams
- 12/11 at TEN:** Saw action on defense and special teams and recorded three tackles (two solo)
- 10/30 vs. DEN:** Saw action on 20 special teams snaps and recorded one special teams tackle

#### 2021 (Jaguars)

- Appeared in 16 games and posted 24 tackles
- 1/9 vs. IND:** Started at safety and recorded four total tackles
- 1/2 at N.E.:** Started at safety and posted eight total tackles (five solo)
- 12/26 at NYJ:** Saw action on defense and special teams and recorded six total tackles (three solo)
- 9/19 vs. DEN:** Saw action in 15 special teams snaps

#### 2020 (Jaguars)

- Appeared in nine games, making one start, before being placed on the reserve/injured list on Nov. 24 with an arm injury... Season totals include 15 tackles (13 solo), three special teams tackles, two passes defended and one INT... Also blocked a punt and returned it for a TD in Week 7 vs. LAC, becoming the first Jaguars player to score on a blocked punt since CB Mike Harris in 2012
- 9/13 vs. IND:** Saw action on special teams in his NFL debut and made one special teams tackle
- 10/25 at LAC:** Saw action at safety, posting one tackle, and on special teams, blocking a punt and returning it 16 yards for a third-quarter TD
- 11/22 vs. PIT:** Made his second consecutive start, recording his first career interception off a pass from QB Ben Roethlisberger before exiting the game early with an arm injury

### COLLEGE

- Played 51 games at Auburn during his four-year career, amassing 199 tackles (124 solo), 13 passes defended, 9.0 tackles for loss, five INTs, three forced fumbles and two fumble recoveries
- Two-year starter at safety who was also a team captain during his senior campaign in 2019

### PERSONAL

- In July 2024, participated on a mission trip to Zimbabwe
- Attended Robert E. Lee (Alabama) High School, where he recorded 87 tackles, seven INTs, five tackles for loss, three punt return TDs and two INT returns for a TD
- Also played basketball, track and tennis
- Son of Regina and Stanley Thomas
- Has three brothers: Davy, Mario and Joshua
- Received the 2019 Hard-Fighting Soldier Award for his leadership in the Fellowship of Christian Athletes amid adversity





**DANIEL THOMAS' NFL REGULAR SEASON DEFENSIVE STATISTICS**

DATE	TEAM	GP	TACKLES								INTERCEPTIONS						O. FUMB				ST				MISC		
			GS	TK	S	A	TFL	YDS	SK	YDS	QBH	NO	YDS	LG	TD	PD	FF	FR	TD	YDS	TK	S	A	FF	FR	S	A
2020	Jaguars	10	2	15	13	2	0	0	0.0	0.0	0	1	53	53	0	2	0	0	0	0	3	3	0	0	0	0	0
2021	Jaguars	16	2	24	16	8	0	0	0.0	0.0	0	0	0	0	0	0	0	0	0	0	3	1	2	0	0	0	
2022	Jaguars	15	0	3	2	1	0	0	0.0	0.0	0	0	0	0	0	0	0	0	0	0	5	3	2	0	0	0	
2023	Jaguars	15	0	1	0	1	0	0	0.0	0.0	0	0	0	0	0	0	0	0	0	7	7	0	0	0	0	0	
<b>NFL TOTALS</b>		<b>56</b>	<b>4</b>	<b>43</b>	<b>31</b>	<b>12</b>	<b>0</b>	<b>0</b>	<b>0.0</b>	<b>0.0</b>	<b>0</b>	<b>1</b>	<b>53</b>	<b>53</b>	<b>0</b>	<b>2</b>	<b>0</b>	<b>0</b>	<b>0</b>	<b>0</b>	<b>18</b>	<b>14</b>	<b>4</b>	<b>0</b>	<b>0</b>	<b>0</b>	

**DANIEL THOMAS' NFL POSTSEASON DEFENSIVE STATISTICS**

DATE	TEAM	GP	TACKLES								INTERCEPTIONS						O. FUMB				ST				MISC		
			GS	TK	S	A	TFL	YDS	SK	YDS	QBH	NO	YDS	LG	TD	PD	FF	FR	TD	YDS	TK	S	A	FF	FR	S	A
2022	Jaguars	2	0	0	0	0	0	0	0.0	0.0	0	0	0	0	0	0	0	0	0	0	1	0	1	0	0	0	0
<b>NFL TOTALS</b>		<b>2</b>	<b>0</b>	<b>0</b>	<b>0</b>	<b>0</b>	<b>0</b>	<b>0</b>	<b>0.0</b>	<b>0.0</b>	<b>0</b>	<b>0</b>	<b>0</b>	<b>0</b>	<b>0</b>	<b>0</b>	<b>0</b>	<b>0</b>	<b>0</b>	<b>0</b>	<b>1</b>	<b>0</b>	<b>1</b>	<b>0</b>	<b>0</b>	<b>0</b>	

**SINGLE-GAME HIGHS: DEFENSIVE**

**Total Tackles** 8 at New England Patriots, Jan 02, 2022  
 7 at Green Bay Packers, Nov 15, 2020  
 ...1 more at 7.

**Solo Tackles** 7 at Houston Texans, Oct 11, 2020  
 5 at New England Patriots, Jan 02, 2022  
 ...1 more at 5.

**Passes Defensed** 2 vs. Pittsburgh Steelers, Nov 22, 2020

**Interceptions** 1 vs. Pittsburgh Steelers, Nov 22, 2020

**Interception Return Yards** 53 vs. Pittsburgh Steelers, Nov 22, 2020

**Special Teams Tackles** 2 vs. Indianapolis Colts, Oct 15, 2023  
 2 at Cincinnati Bengals, Sep 30, 2021

**2023 GAME-BY-GAME REGULAR-SEASON STATISTICS (JAGUARS)**

DATE	OPPONENT	P/S	TACKLES								INTERCEPTIONS						O. FUMB				ST				MISC		SCORE													
			TK	S	A	SK	YDS	TFL	YDS	QBH	NO	YDS	LG	TD	PD	FF	FR	TD	YDS	TK	S	A	FF	FR	S	A		W/L												
09/10	at Colts	P	0	0	0	0.0	0.0	0	0	0	0	0	0	0	0	0	0	0	0	1	1	0	0	0	0	0	W	31-21												
09/17	Chiefs	P	0	0	0	0.0	0.0	0	0	0	0	0	0	0	0	0	0	0	0	1	1	0	0	0	0	0	L	9-17												
09/24	Texans	P	0	0	0	0.0	0.0	0	0	0	0	0	0	0	0	0	0	0	0	1	1	0	0	0	0	0	L	17-37												
10/01	Falcons	P	0	0	0	0.0	0.0	0	0	0	0	0	0	0	0	0	0	0	0	0	0	0	0	0	0	0	W	23-7												
10/08	at Bills	P	0	0	0	0.0	0.0	0	0	0	0	0	0	0	0	0	0	0	0	0	0	0	0	0	0	0	W	25-20												
10/15	Colts	P	0	0	0	0.0	0.0	0	0	0	0	0	0	0	0	0	0	0	2	2	0	0	0	0	0	0	W	37-20												
10/19	at Saints	P	0	0	0	0.0	0.0	0	0	0	0	0	0	0	0	0	0	0	0	0	0	0	0	0	0	0	W	31-24												
10/29	at Steelers	P	0	0	0	0.0	0.0	0	0	0	0	0	0	0	0	0	0	0	0	0	0	0	0	0	0	0	W	20-10												
11/12	49ers	P	0	0	0	0.0	0.0	0	0	0	0	0	0	0	0	0	0	0	0	0	0	0	0	0	0	0	L	3-34												
11/19	Titans	P	0	0	0	0.0	0.0	0	0	0	0	0	0	0	0	0	0	0	0	0	0	0	0	0	0	0	W	34-14												
11/26	at Texans	P	0	0	0	0.0	0.0	0	0	0	0	0	0	0	0	0	0	0	0	0	0	0	0	0	0	0	W	24-21												
12/04	Bengals	P	0	0	0	0.0	0.0	0	0	0	0	0	0	0	0	0	0	0	0	0	0	0	0	0	0	0	L	31-34+												
12/10	at Browns	P	0	0	0	0.0	0.0	0	0	0	0	0	0	0	0	0	0	0	0	1	1	0	0	0	0	0	L	27-31												
12/17	Ravens	P	1	0	1	0.0	0.0	0	0	0	0	0	0	0	0	0	0	0	0	1	1	0	0	0	0	0	L	7-23												
12/24	at Buccaneers	P	0	0	0	0.0	0.0	0	0	0	0	0	0	0	0	0	0	0	0	0	0	0	0	0	0	0	L	12-30												
12/31	Panthers		INJURED RESERVE																																		W	26-0		
01/07	at Titans		INJURED RESERVE																																				L	20-28
<b>2023 TOTALS</b>		<b>15-0</b>	<b>1</b>	<b>0</b>	<b>1</b>	<b>0.0</b>	<b>0.0</b>	<b>0</b>	<b>0</b>	<b>0</b>	<b>0</b>	<b>0</b>	<b>0</b>	<b>0</b>	<b>0</b>	<b>0</b>	<b>0</b>	<b>0</b>	<b>0</b>	<b>7</b>	<b>7</b>	<b>0</b>	<b>0</b>	<b>0</b>	<b>0</b>	<b>0</b>	<b>9-8</b>													

+ - Overtime



**2023 GAME-BY-GAME REGULAR-SEASON STATISTICS (JAGUARS)**

DATE	OPPONENT	P/S	KICKOFF RETURNS					PUNT RETURNS					W/L	SCORE		
			RET	YDS	AVG	LG	TD	NO	FC	YDS	AVG	LG			TD	
09/10	at Colts	P	0	0	0.0	0	0	0	0	0	0	0.0	0	0	W	31-21
09/17	Chiefs	P	0	0	0.0	0	0	0	0	0	0	0.0	0	0	L	9-17
09/24	Texans	P	0	0	0.0	0	0	0	0	0	0	0.0	0	0	L	17-37
10/01	Falcons	P	0	0	0.0	0	0	0	0	0	0	0.0	0	0	W	23-7
10/08	at Bills	P	0	0	0.0	0	0	0	0	0	0	0.0	0	0	W	25-20
10/15	Colts	P	0	0	0.0	0	0	0	0	0	0	0.0	0	0	W	37-20
10/19	at Saints	P	0	0	0.0	0	0	0	0	0	0	0.0	0	0	W	31-24
10/29	at Steelers	P	1	21	21.0	21	0	0	0	0	0	0.0	0	0	W	20-10
11/12	49ers	P	0	0	0.0	0	0	0	0	0	0	0.0	0	0	L	3-34
11/19	Titans	P	0	0	0.0	0	0	0	0	0	0	0.0	0	0	W	34-14
11/26	at Texans	P	0	0	0.0	0	0	0	0	0	0	0.0	0	0	W	24-21
12/04	Bengals	P	0	0	0.0	0	0	0	0	0	0	0.0	0	0	L	31-34+
12/10	at Browns	P	0	0	0.0	0	0	0	0	0	0	0.0	0	0	L	27-31
12/17	Ravens	P	0	0	0.0	0	0	0	0	0	0	0.0	0	0	L	7-23
12/24	at Buccaneers	P	0	0	0.0	0	0	0	0	0	0	0.0	0	0	L	12-30
12/31	Panthers														W	26-0
01/07	at Titans														L	20-28
<b>2023 TOTALS</b>		<b>15-0</b>	<b>1</b>	<b>21</b>	<b>21.0</b>	<b>21</b>	<b>0</b>	<b>0</b>	<b>0</b>	<b>0</b>	<b>0</b>	<b>0.0</b>	<b>0</b>	<b>0</b>	<b>9-8</b>	

+ - Overtime





# BRIAN THOMAS JR. | 7

**POSITION:** WIDE RECEIVER  
**HT:** 6-2 | **WT:** 209 | **DOB:** 10-8-2002  
**COLLEGE:** LSU  
**HOMETOWN:** WALKER, LA.  
**ACQ:** D1-'24  
**EXP:** R

BrianThomas\_11  
 brian.thomas11

## KEY TRANSACTIONS

- Originally drafted by Jacksonville in the first round (23rd overall) in the 2024 draft

## COLLEGE

- In three seasons at LSU, he recorded 127 receptions for 1,897 yards and 24 touchdowns
- During his junior season (2023), he led the nation in receiving touchdowns with 17
- Named 2023 Third-Team All-America by Associated Press and named Second-Team All-SEC by Associated Press and coaches
- Thomas' 24 career receiving touchdowns tied for third-most in program history, alongside WR Justin Jefferson

## PERSONAL

- Son of Brian Thomas Sr. and Sandra Thomas
- Ranked as the number four player in Louisiana in 2020 and participated in the Adidas All-American Bowl
- Recorded 30 passes for 507 yards and seven touchdowns as a senior (2020) and recorded 75 passes for 1,272 yards and 17 touchdowns as a junior (2019)
- Was a dual sport athlete in high school, also participating in basketball... named Most Outstanding Player in the state title game in 2018 after scoring 20 points and grabbing eight rebounds in a win over Landry-Walker High School

### BRIAN THOMAS JR.'S COLLEGE RUSHING/RECEIVING STATISTICS

DATE	TEAM	GP	GS	RUSHING					RECEIVING				
				NO.	YDS.	AVG.	LG	TD	NO.	YDS.	AVG.	LG	TD
2021	LSU	12	9	2	6	3.0	5	0	28	359	12.8	42	2
2022	LSU	13	6	0	0	0.0	0	0	31	361	11.6	57	5
2023	LSU	13	12	1	-6	-6.0	0	0	68	1,177	17.3	86	17
<b>TOTALS</b>		<b>38</b>	<b>27</b>	<b>3</b>	<b>0</b>	<b>0.0</b>	<b>5</b>	<b>0</b>	<b>127</b>	<b>1,897</b>	<b>14.9</b>	<b>86</b>	<b>24</b>

### BRIAN THOMAS JR.'S COLLEGE RETURN STATISTICS

DATE	TEAM	KICKOFF RETURNS					PUNT RETURNS					
		RET.	YDS.	AVG.	LG	TD	NO.	FC	YDS.	AVG.	LG	TD
2021	LSU	0	0	0.0	0	0	0	0	0	0.0	0	0
2022	LSU	0	0	0.0	0	0	0	0	0	0.0	0	0
2023	LSU	0	0	0.0	0	0	0	0	0	0.0	0	0
<b>TOTALS</b>		<b>0</b>	<b>0</b>	<b>0.0</b>	<b>0</b>	<b>0</b>	<b>0</b>	<b>0</b>	<b>0</b>	<b>0.0</b>	<b>0</b>	<b>0</b>

### COLLEGE 2023 GAME-BY-GAME STATISTICS (LSU)

DATE	OPPONENT	P/S	RUSHING					RECEIVING					W/L	SCORE
			NO.	YDS.	AVG.	LG	TD	NO.	YDS.	AVG.	LG	TD		
09/03	at Florida St.	S	0	0	0.0	0	0	7	142	20.3	75	1	W	45-24
09/09	Grambling	S	0	0	0.0	0	0	6	78	13.0	26	2	W	72-10
09/16	at Mississippi St.	P	0	0	0.0	0	0	7	60	8.6	19	0	W	41-14
09/23	Arkansas	S	0	0	0.0	0	0	5	133	26.6	49	2	W	34-31
09/30	at Ole Miss	S	0	0	0.0	0	0	8	124	15.5	34	3	L	49-55
10/07	at Missouri	S	0	0	0.0	0	0	4	66	16.5	42	1	W	49-39
10/14	Auburn	S	0	0	0.0	0	0	2	7	3.5	4	0	W	48-18
10/21	Army West Point	S	0	0	0.0	0	0	3	122	40.7	86	2	W	62-0
11/04	at Alabama	S	0	0	0.0	0	0	3	36	12.0	23	0	L	28-42
11/11	Florida	S	0	0	0.0	0	0	6	150	25.0	52	2	W	52-35
11/18	Georgia St.	S	1	-6	-6.0	0	0	4	103	25.8	70	1	W	56-14
11/25	Texas A&M	S	0	0	0.0	0	0	5	58	11.6	23	1	W	42-30
01/01	Wisconsin	S	0	0	0.0	0	0	8	98	12.3	38	2	W	35-31
<b>2023 TOTALS</b>		<b>13-12</b>	<b>1</b>	<b>-6</b>	<b>-6.0</b>	<b>0</b>	<b>0</b>	<b>68</b>	<b>1,177</b>	<b>17.3</b>	<b>86</b>	<b>17</b>	<b>11-2</b>	





# AUSTIN TRAMMELL | 86

POSITION: WIDE RECEIVER  
 HT: 5-10 | WT: 185 | DOB: 7-4-1998  
 COLLEGE: RICE  
 HOMETOWN: SPRING, TEXAS  
 ACQ: FA-'24  
 EXP: 4th YEAR

## KEY TRANSACTIONS

- Originally signed by Atlanta as an undrafted free agent on 5/14/21
- Signed with the Los Angeles Rams on 8/4/22
- Signed with Jacksonville as a free agent on 6/12/24

## PRO

### 2023 (Rams)

- Appeared in 16 games and recorded 25 punt returns for 183 yards and six kick returns for 101 yards... Caught four passes for 29 yards

### 2022 (Rams)

- Appeared in six games and recorded two receptions for 13 yards

### 2021 (Falcons)

- Participated in two games for Atlanta

## COLLEGE

- Appeared in 40 games and caught 142 passes for 1,744 yards on 421 carries and 13 touchdowns
- Recorded 49 kick returns for 1,096 yards with a 22.4 average
- Was voted team captain in consecutive years during his junior and senior seasons (2019-20)

## PERSONAL

- Full name is Stephen Austin Trammell
- Majored in Sport Management at Rice University

### AUSTIN TRAMMELL'S NFL REGULAR SEASON RUSHING/RECEIVING STATISTICS

DATE	TEAM	GP	GS	RECEIVING					RUSHING				
				NO.	YDS.	AVG.	LG	TD	NO.	YDS.	AVG.	LG	TD
2021	Falcons	2	0	0	0	0.0	0	0	0	0	0.0	0	0
2023	Rams	16	0	4	29	7.3	14	0	0	0	0.0	0	0
<b>NFL TOTALS</b>		<b>18</b>	<b>0</b>	<b>4</b>	<b>29</b>	<b>7.3</b>	<b>14</b>	<b>0</b>	<b>0</b>	<b>0</b>	<b>0.0</b>	<b>0</b>	<b>0</b>

### AUSTIN TRAMMELL'S NFL POSTSEASON RUSHING/RECEIVING STATISTICS

DATE	TEAM	GP	GS	RECEIVING					RUSHING				
				NO.	YDS.	AVG.	LG	TD	NO.	YDS.	AVG.	LG	TD
2023	Rams	1	0	0	0	0.0	0	0	0	0	0.0	0	0
<b>NFL TOTALS</b>		<b>1</b>	<b>0</b>	<b>0</b>	<b>0</b>	<b>0.0</b>	<b>0</b>	<b>0</b>	<b>0</b>	<b>0</b>	<b>0.0</b>	<b>0</b>	<b>0</b>

### AUSTIN TRAMMELL'S NFL REGULAR SEASON RETURN STATISTICS

DATE	TEAM	KICKOFF RETURNS					PUNT RETURNS					
		RET.	YDS.	AVG.	LG	TD	NO.	FC	YDS.	AVG.	LG	TD
2021	Falcons	0	0	0.0	0	0	0	0	0	0.0	0	0
2023	Rams	6	101	16.8	36	0	25	19	183	7.3	29	0
<b>NFL TOTALS</b>		<b>6</b>	<b>101</b>	<b>16.8</b>	<b>36</b>	<b>0</b>	<b>25</b>	<b>19</b>	<b>183</b>	<b>7.3</b>	<b>29</b>	<b>0</b>

### AUSTIN TRAMMELL'S NFL POSTSEASON RETURN STATISTICS

DATE	TEAM	KICKOFF RETURNS					PUNT RETURNS					
		RET.	YDS.	AVG.	LG	TD	NO.	FC	YDS.	AVG.	LG	TD
2023	Rams	1	24	24.0	24	0	0	3	0	0.0	0	0
<b>NFL TOTALS</b>		<b>1</b>	<b>24</b>	<b>24.0</b>	<b>24</b>	<b>0</b>	<b>0</b>	<b>3</b>	<b>0</b>	<b>0.0</b>	<b>0</b>	<b>0</b>



**SINGLE-GAME HIGHS: RUSHING/RECEIVING**

<b>Receptions</b>	3 vs. Seattle Seahawks, Nov 19, 2023 1 at Green Bay Packers, Nov 05, 2023 ...2 more at 1.	<b>Fair Catches</b>	4 at New York Giants, Dec 31, 2023 3 vs. Washington Commanders, Dec 17, 2023 ...1 more at 3.
<b>Receiving Yards</b>	23 vs. Seattle Seahawks, Nov 19, 2023 8 at Los Angeles Rams, Dec 04, 2022	<b>Punt Return Yards</b>	37 at Green Bay Packers, Nov 05, 2023 30 vs. Seattle Seahawks, Nov 19, 2023 ...1 more at 30.
<b>Receiving Average</b>	7.7 vs. Seattle Seahawks, Nov 19, 2023	<b>Longest Punt Return</b>	29 vs. Arizona Cardinals, Oct 15, 2023 15 vs. Cleveland Browns, Dec 03, 2023 ...1 more at 15.
<b>Longest Receptions</b>	14 vs. Seattle Seahawks, Nov 19, 2023 12 vs. Seattle Seahawks, Nov 19, 2023	<b>Punt Returns</b>	4 vs. Seattle Seahawks, Nov 19, 2023 4 at Indianapolis Colts, Oct 01, 2023
<b>All-Purpose Yards</b>	79 at Green Bay Packers, Nov 05, 2023 53 vs. Seattle Seahawks, Nov 19, 2023	<b>Punt Return Average</b>	12.3 at Green Bay Packers, Nov 05, 2023 10.0 vs. Arizona Cardinals, Oct 15, 2023
<b>Kickoff Returns</b>	1 vs. New Orleans Saints, Dec 21, 2023 1 at Baltimore Ravens, Dec 10, 2023 ...4 more at 1.	<b>Miscellaneous Tackles</b>	1 vs. Seattle Seahawks, Nov 19, 2023
<b>Kickoff Return Yards</b>	36 at Green Bay Packers, Nov 05, 2023 22 at Baltimore Ravens, Dec 10, 2023	<b>Scrimmage Yards</b>	23 vs. Seattle Seahawks, Nov 19, 2023 8 at Los Angeles Rams, Dec 04, 2022
<b>Longest Kickoff Return</b>	36 at Green Bay Packers, Nov 05, 2023 22 at Baltimore Ravens, Dec 10, 2023		

**SINGLE-GAME HIGHS - POSTSEASON: RUSHING/RECEIVING**

<b>All-Purpose Yards</b>	24 at Detroit Lions, Jan 14, 2024	<b>Longest Kickoff Return</b>	24 at Detroit Lions, Jan 14, 2024
<b>Kickoff Returns</b>	1 at Detroit Lions, Jan 14, 2024	<b>Fair Catches</b>	3 at Detroit Lions, Jan 14, 2024
<b>Kickoff Return Yards</b>	24 at Detroit Lions, Jan 14, 2024		

**2023 GAME-BY-GAME REGULAR-SEASON STATISTICS (RAMS)**

DATE	OPPONENT	P/S	RECEIVING					RUSHING					W/L	SCORE
			NO.	YDS.	AVG.	LG	TD	NO.	YDS.	AVG.	LG	TD		
09/10	at Seahawks												W	30-13
09/17	49ers												L	23-30
09/25	at Bengals												L	16-19
10/01	at Colts												W	29-23+
10/08	Eagles												L	14-23
10/15	Cardinals												W	26-9
10/22	Steelers												L	17-24
10/29	at Cowboys												L	20-43
11/05	at Packers												L	3-20
11/19	Seahawks												W	17-16
11/26	at Cardinals												W	37-14
12/03	Browns												W	36-19
12/10	at Ravens												L	31-37+
12/17	Commanders												W	28-20
12/21	Saints	P	0	0	0.0	0	0	0	0	0.0	0	0	W	30-22
12/31	at Giants	P	0	0	0.0	0	0	0	0	0.0	0	0	W	26-25
01/07	at 49ers	P	0	0	0.0	0	0	0	0	0.0	0	0	W	21-20
<b>2023 TOTALS</b>		<b>3-0</b>	<b>0</b>	<b>0</b>	<b>0.0</b>	<b>0</b>	<b>0</b>	<b>0</b>	<b>0</b>	<b>0.0</b>	<b>0</b>	<b>0</b>	<b>0</b>	<b>10-7</b>

+ - Overtime

**2023 GAME-BY-GAME POSTSEASON STATISTICS (RAMS)**

DATE	OPPONENT	P/S	RECEIVING					RUSHING					W/L	SCORE
			NO.	YDS.	AVG.	LG	TD	NO.	YDS.	AVG.	LG	TD		
01/14	at Lions	P	0	0	0.0	0	0	0	0	0.0	0	0	L	23-24
<b>2023 TOTALS</b>		<b>1-0</b>	<b>0</b>	<b>0</b>	<b>0.0</b>	<b>0</b>	<b>0</b>	<b>0</b>	<b>0</b>	<b>0.0</b>	<b>0</b>	<b>0</b>	<b>0</b>	<b>0-1</b>









# COLE VAN LANEN | 70

**POSITION:** OFFENSIVE LINEMAN  
**HT:** 6-5 | **WT:** 312 | **DOB:** 4-23-1998  
**COLLEGE:** WISCONSIN  
**HOMETOWN:** GREEN BAY, WIS.  
**ACQ:** T (G.B.)-'22  
**EXP:** 4th YEAR

 [colevanlanen5](#)  
 [cole\\_vanlanen](#)

## KEY TRANSACTIONS

- Originally selected by Green Bay in the sixth round (214th overall) of the 2021 NFL Draft
- Traded to Jacksonville on 8/23/2022

## PRO

### 2023 (Jaguars)

- Saw action in nine games
- 12/24 at T.B.:** Saw action on the offensive line and on special teams
- 9/24 vs. HOU:** Replaced Anton Harrison on the offensive line after he left the game with an ankle injury... Also saw action on special teams

### 2022 (Jaguars)

- Saw action in 16 regular season games and both postseason games
- 1/1 at HOU:** Saw action on offense and special teams
- 12/22 at NYJ:** Saw action on offense and special teams

### 2021 (Jaguars)

- Spent majority of the season on the practice squad... Appeared in one game

## COLLEGE

- Played in 45 games with 19 starts at left tackle in his four seasons with the Badgers, with 18 of those starts coming over his final two seasons
- Earned first-team All-Big Ten honors as a senior in 2020
- Helped the Badgers rank in the top 15 in the country in rushing in both 2018 (273.4 ypg, No. 6) and 2019 (233.1 ypg, No. 15) as RB Jonathan Taylor posted back-to-back 2,000-yard rushing seasons
- Received second-team All-Big Ten recognition from the coaches and media as a junior in 2019

## PERSONAL

- Swept discus and shot put titles at 2015 Wisconsin Division 1 state meet as a junior
- Invited to 2016 U.S. Army All-American Bowl
- Earned his degree in personal finance
- Father, Thomas, won the Wisconsin Division 2 state titles in discus and shot put for West De Pere (Wis.) High School in 1994

### COLE VAN LANEN'S NFL REGULAR SEASON STATISTICS

DATE	TEAM	GP	GS
2021	Packers	1	0
2022	Jaguars	16	0
2023	Jaguars	9	0
<b>NFL TOTALS</b>		<b>26</b>	<b>0</b>

### COLE VAN LANEN'S NFL POSTSEASON STATISTICS

DATE	TEAM	GP	GS
2021	Packers	0	0
2022	Jaguars	2	0
<b>NFL TOTALS</b>		<b>2</b>	<b>0</b>



**2023 GAME-BY-GAME REGULAR-SEASON STATISTICS (JAGUARS)**

DATE	OPPONENT	P/S		W/L	SCORE
09/10	at Colts	P		W	31-21
09/17	Chiefs	P		L	9-17
09/24	Texans	P		L	17-37
10/01	Falcons		DID NOT PLAY (NON-INJURY)	W	23-7
10/08	at Bills		ON INACTIVE LIST	W	25-20
10/15	Colts	P		W	37-20
10/19	at Saints	P		W	31-24
10/29	at Steelers		ON INACTIVE LIST	W	20-10
11/12	49ers		ON INACTIVE LIST	L	3-34
11/19	Titans		ON INACTIVE LIST	W	34-14
11/26	at Texans		ON INACTIVE LIST	W	24-21
12/04	Bengals	P		L	31-34+
12/10	at Browns	P		L	27-31
12/17	Ravens	P		L	7-23
12/24	at Buccaneers	P		L	12-30
12/31	Panthers		ON INACTIVE LIST	W	26-0
01/07	at Titans		ON INACTIVE LIST	L	20-28
<b>2023 TOTALS</b>		<b>9-0</b>		<b>9-8</b>	

+ - Overtime





# TRAVON WALKER | 44

**POSITION:** DEFENSIVE END  
**HT:** 6-5 | **WT:** 272 | **DOB:** 12-18-2000  
**COLLEGE:** GEORGIA  
**HOMETOWN:** THOMASTON, GA.  
**ACQ:** D1-'22  
**EXP:** 3rd YEAR

@44Ytw  
 ytw\_44

## KEY TRANSACTIONS

- Originally drafted by Jacksonville in the first round (1st overall) in the 2022 draft

## PRO

### 2023 (Jaguars)

- Started 17 games in 2023 and recorded 52 tackles (27 solo), 19 quarterback hits, 10.0 sacks, 10 tackles for loss, two passes defended and one fumble recovery... His 10.0 sacks ranked second on the Jaguars
- 1/7 at TEN:** Posted two total tackles (one solo), two quarterback hits, one tackle for loss and 1.0 sack... Achieved 100 career tackles... Recorded at least 0.5 sack in seven of the last eight games of the season
- 12/31 vs. CAR:** Recorded six solo tackles, two tackles for loss and 2.0 sacks
- 12/24 at T.B.:** Posted five total tackles (three solo), 1.0 sack and one tackle for loss
- 10/29 at PIT:** Recorded two total tackles (one solo), two quarterback hits, one tackle for loss and 1.0 sack for five yards... Saw action on special teams

### 2022 (Jaguars)

- Started 14 of his 15 regular season game appearances and started both postseason games... In the regular season, he posted 49 tackles (24 solo), five tackles for loss, 3.5 sacks, one interception and one forced fumble... In the postseason, he posted five tackles (two solo), three quarterback hits, one tackle for loss, one pass defended and 0.5 sacks
- 1/21 at K.C.:** Started at outside linebacker and recorded three tackles (two solo), including one tackle for loss, one QB hit and one pass defended
- 12/11 at TEN:** Started at outside linebacker and recorded three tackles (two solo), 1.0 sack and one forced fumble
- 10/23 vs. NYG:** Started at outside linebacker and recorded five tackles (two solo) and recorded 1.0 sack
- 9/11 at WAS:** Started at outside linebacker and posted four tackles, including 1.0 sack, and one INT... Walker became the second player in franchise history (Kevin Hardy) to record at least 1.0 sack and one INT in their first career game... It's the first time a player has accomplished the feat in their NFL debut since 2018

## COLLEGE

- In 2021, started at defensive tackle in all 15 games
- Finished with 37 total tackles, second among interior linemen and had 6.0 QB sacks, 7.5 tackles for loss, and a team-high 36 QB hurries
- Career-high seven QB pressures in CFP Championship Game vs. Alabama
- 2021 Pre-season third-team All-SEC, as voted by the league's 14 head coaches, as well as by attendees at SEC Media Days
- Freshman All-SEC Team, as voted by the league's 14 head coaches

## PERSONAL

- His full name is Yury Travon Walker
- Father, Stead Walker, served in the Marine Corps
- Has two older sisters, Charmine and Nakeria
- Recipient of the Bill and Susan Robbins Family Football Scholarship
- Won back-to-back Class 4A state championships in basketball in high school
- His favorite athlete growing up was Kobe Bryant
- City officials proclaimed Jan. 18, 2022, Travon Walker Day in Walker's hometown, Thomaston, Ga.
- In May of 2023, Walker's No. 44 was officially retired at Upson-Lee High School in his hometown

## TRAVON WALKER'S NFL REGULAR SEASON DEFENSIVE STATISTICS

DATE	TEAM	GP	GS	TACKLES							INTERCEPTIONS							O. FUMB					ST					MISC		
				TK	S	A	TFL	YDS	SK	YDS	QBH	NO	YDS	LG	TD	PD	FF	FR	TD	YDS	TK	S	A	FF	FR	S	A			
2022	Jaguars	16	15	49	24	25	5	20	3.5	23.0	10	1	9	9	0	2	1	0	0	0	0	0	0	0	0	0	0	0		
2023	Jaguars	17	17	52	27	25	10	69	10.0	77.5	19	0	0	0	0	2	0	1	0	0	0	0	0	0	0	0	0			
<b>NFL TOTALS</b>		<b>33</b>	<b>32</b>	<b>101</b>	<b>51</b>	<b>50</b>	<b>15</b>	<b>89</b>	<b>13.5</b>	<b>100.5</b>	<b>29</b>	<b>1</b>	<b>9</b>	<b>9</b>	<b>0</b>	<b>4</b>	<b>1</b>	<b>1</b>	<b>0</b>	<b>0</b>	<b>0</b>	<b>0</b>	<b>0</b>	<b>0</b>	<b>0</b>	<b>0</b>	<b>0</b>			



TRAVON WALKER'S NFL POSTSEASON DEFENSIVE STATISTICS

DATE	TEAM	GP	TACKLES									INTERCEPTIONS					O. FUMB				ST				MISC		
			GS	TK	S	A	TFL	YDS	SK	YDS	QBH	NO	YDS	LG	TD	PD	FF	FR	TD	YDS	TK	S	A	FF	FR	S	A
2022	Jaguars	2	2	5	2	3	1	0	0.5	3.5	3	0	0	0	0	1	0	0	0	0	0	0	0	0	0	0	0
<b>NFL TOTALS</b>		<b>2</b>	<b>2</b>	<b>5</b>	<b>2</b>	<b>3</b>	<b>1</b>	<b>0</b>	<b>0.5</b>	<b>3.5</b>	<b>3</b>	<b>0</b>	<b>0</b>	<b>0</b>	<b>0</b>	<b>1</b>	<b>0</b>	<b>0</b>	<b>0</b>	<b>0</b>	<b>0</b>	<b>0</b>	<b>0</b>	<b>0</b>	<b>0</b>	<b>0</b>	

SINGLE-GAME HIGHS: DEFENSIVE

<b>Total Tackles</b>	6 vs. Carolina Panthers, Dec 31, 2023 6 at Indianapolis Colts, Sep 10, 2023	<b>Fumble Recoveries</b>	1 at Buffalo Bills, Oct 08, 2023
<b>Solo Tackles</b>	6 vs. Carolina Panthers, Dec 31, 2023 3 at Tampa Bay Buccaneers, Dec 24, 2023 ...5 more at 3.	<b>Tackles For Loss</b>	2 vs. Carolina Panthers, Dec 31, 2023 2 vs. Houston Texans, Sep 24, 2023
<b>Sacks</b>	2.0 vs. Carolina Panthers, Dec 31, 2023 1.0 at Tennessee Titans, Jan 07, 2024 ...8 more at 1.0.	<b>Interceptions</b>	1 at Washington Commanders, Sep 11, 2022
<b>Passes Defensed</b>	1 vs. Tennessee Titans, Nov 19, 2023 1 vs. San Francisco 49ers, Nov 12, 2023 ...2 more at 1.	<b>Interception Return Yards</b>	9 at Washington Commanders, Sep 11, 2022

SINGLE-GAME HIGHS - POSTSEASON: DEFENSIVE

<b>Total Tackles</b>	3 at Kansas City Chiefs, Jan 21, 2023 2 vs. Los Angeles Chargers, Jan 14, 2023	<b>Passes Defensed</b>	1 at Kansas City Chiefs, Jan 21, 2023
<b>Solo Tackles</b>	2 at Kansas City Chiefs, Jan 21, 2023	<b>Tackles For Loss</b>	1 at Kansas City Chiefs, Jan 21, 2023
<b>Sacks</b>	0.5 vs. Los Angeles Chargers, Jan 14, 2023		

2023 GAME-BY-GAME REGULAR-SEASON STATISTICS (JAGUARS)

DATE	OPPONENT	P/S	TACKLES									INTERCEPTIONS					O. FUMB				ST				MISC			
			TK	S	A	SK	YDS	TFL	YDS	QBH	NO	YDS	LG	TD	PD	FF	FR	TD	YDS	TK	S	A	FF	FR	S	A	W/L	SCORE
09/10	at Colts	S	6	3	3	1.0	5.0	1	5	1	0	0	0	0	0	0	0	0	0	0	0	0	0	0	0	0	W	31-21
09/17	Chiefs	S	2	1	1	0.0	0.0	1	2	0	0	0	0	0	0	0	0	0	0	0	0	0	0	0	0	0	L	9-17
09/24	Texans	S	4	3	1	0.0	0.0	2	5	0	0	0	0	0	0	0	0	0	0	0	0	0	0	0	0	0	L	17-37
10/01	Falcons	S	2	2	0	1.0	0.0	0	0	2	0	0	0	0	0	0	0	0	0	0	0	0	0	0	0	0	W	23-7
10/08	at Bills	S	1	1	0	0.0	0.0	0	0	1	0	0	0	0	0	0	1	0	0	0	0	0	0	0	0	0	W	25-20
10/15	Colts	S	4	1	3	0.5	4.5	0	0	2	0	0	0	0	0	0	0	0	0	0	0	0	0	0	0	0	W	37-20
10/19	at Saints	S	1	0	1	0.0	0.0	0	0	0	0	0	0	0	0	0	0	0	0	0	0	0	0	0	0	0	W	31-24
10/29	at Steelers	S	2	1	1	1.0	5.0	1	5	2	0	0	0	0	0	0	0	0	0	0	0	0	0	0	0	0	W	20-10
11/12	49ers	S	0	0	0	0.0	0.0	0	0	2	0	0	0	0	1	0	0	0	0	0	0	0	0	0	0	0	L	3-34
11/19	Titans	S	4	1	3	0.5	4.0	0	0	1	0	0	0	0	1	0	0	0	0	0	0	0	0	0	0	0	W	34-14
11/26	at Texans	S	3	1	2	0.5	4.5	0	0	1	0	0	0	0	0	0	0	0	0	0	0	0	0	0	0	0	W	24-21
12/04	Bengals	S	4	0	4	0.5	2.5	0	0	1	0	0	0	0	0	0	0	0	0	0	0	0	0	0	0	0	L	31-34+
12/10	at Browns	S	2	1	1	0.0	0.0	0	0	0	0	0	0	0	0	0	0	0	0	0	0	0	0	0	0	0	L	27-31
12/17	Ravens	S	4	2	2	1.0	15.0	1	15	1	0	0	0	0	0	0	0	0	0	0	0	0	0	0	0	0	L	7-23
12/24	at Buccaneers	S	5	3	2	1.0	13.0	1	13	1	0	0	0	0	0	0	0	0	0	0	0	0	0	0	0	0	L	12-30
12/31	Panthers	S	6	6	0	2.0	14.0	2	14	2	0	0	0	0	0	0	0	0	0	0	0	0	0	0	0	0	W	26-0
01/07	at Titans	S	2	1	1	1.0	10.0	1	10	2	0	0	0	0	0	0	0	0	0	0	0	0	0	0	0	0	L	20-28
<b>2023 TOTALS</b>		<b>17-17</b>	<b>52</b>	<b>27</b>	<b>25</b>	<b>10.0</b>	<b>77.5</b>	<b>10</b>	<b>69</b>	<b>19</b>	<b>0</b>	<b>0</b>	<b>0</b>	<b>0</b>	<b>2</b>	<b>0</b>	<b>1</b>	<b>0</b>	<b>0</b>	<b>0</b>	<b>0</b>	<b>0</b>	<b>0</b>	<b>0</b>	<b>0</b>	<b>0</b>	<b>0</b>	<b>9-8</b>

+ - Overtime







**SINGLE-GAME HIGHS: RUSHING/RECEIVING**

<b>Receptions</b>	6 vs. Cincinnati Bengals, Dec 04, 2023 4 vs. Baltimore Ravens, Dec 17, 2023	<b>Longest Kickoff Return</b>	33 vs. Cincinnati Bengals, Dec 04, 2023 18 vs. Cincinnati Bengals, Dec 04, 2023
<b>Receiving Yards</b>	61 vs. Cincinnati Bengals, Dec 04, 2023 27 at Cleveland Browns, Dec 10, 2023	<b>Fair Catches</b>	3 at Houston Texans, Nov 26, 2023 1 at Tennessee Titans, Jan 07, 2024 ...1 more at 1.
<b>Receiving Average</b>	10.2 vs. Cincinnati Bengals, Dec 04, 2023 3.0 vs. Baltimore Ravens, Dec 17, 2023	<b>Punt Return Yards</b>	63 at Cleveland Browns, Dec 10, 2023 22 at Houston Texans, Nov 26, 2023
<b>Longest Receptions</b>	19t at Cleveland Browns, Dec 10, 2023 18 vs. Cincinnati Bengals, Dec 04, 2023	<b>Longest Punt Return</b>	26 at Cleveland Browns, Dec 10, 2023 22 at Houston Texans, Nov 26, 2023
<b>Receiving TDs</b>	1 at Cleveland Browns, Dec 10, 2023 1 vs. Cincinnati Bengals, Dec 04, 2023	<b>Punt Returns</b>	5 at Cleveland Browns, Dec 10, 2023 2 at Tennessee Titans, Jan 07, 2024 ...1 more at 2.
<b>All-Purpose Yards</b>	112 vs. Cincinnati Bengals, Dec 04, 2023 90 at Cleveland Browns, Dec 10, 2023	<b>Punt Return Average</b>	12.6 at Cleveland Browns, Dec 10, 2023
<b>Kickoff Returns</b>	2 vs. Cincinnati Bengals, Dec 04, 2023	<b>Most TDs</b>	1 at Cleveland Browns, Dec 10, 2023 1 vs. Cincinnati Bengals, Dec 04, 2023
<b>Kickoff Return Yards</b>	51 vs. Cincinnati Bengals, Dec 04, 2023		

**2023 GAME-BY-GAME REGULAR-SEASON STATISTICS (JAGUARS)**

DATE	OPPONENT	P/S	RECEIVING					RUSHING					W/L	SCORE	
			NO.	YDS.	AVG.	LG	TD	NO.	YDS.	AVG.	LG	TD			
09/10	at Colts													W	31-21
09/17	Chiefs													L	9-17
09/24	Texans													L	17-37
10/01	Falcons	P	0	0	0.0	0	0	0	0	0.0	0	0	0	W	23-7
10/08	at Bills													W	25-20
10/15	Colts													W	37-20
10/19	at Saints													W	31-24
10/29	at Steelers													W	20-10
11/12	49ers													L	3-34
11/19	Titans	P	0	0	0.0	0	0	0	0	0.0	0	0	0	W	34-14
11/26	at Texans	P	0	0	0.0	0	0	0	0	0.0	0	0	0	W	24-21
12/04	Bengals	P	6	61	10.2	18	1	0	0	0.0	0	0	0	L	31-34+
12/10	at Browns	S	2	27	13.5	19t	1	0	0	0.0	0	0	0	L	27-31
12/17	Ravens	P	4	12	3.0	6	0	0	0	0.0	0	0	0	L	7-23
12/24	at Buccaneers	P	2	19	9.5	13	0	0	0	0.0	0	0	0	L	12-30
12/31	Panthers	P	1	2	2.0	2	0	0	0	0.0	0	0	0	W	26-0
01/07	at Titans	P	1	11	11.0	11	0	0	0	0.0	0	0	0	L	20-28
<b>2023 TOTALS</b>		<b>9-1</b>	<b>16</b>	<b>132</b>	<b>8.3</b>	<b>19T</b>	<b>2</b>	<b>0</b>	<b>0</b>	<b>0.0</b>	<b>0</b>	<b>0</b>	<b>0</b>	<b>9-8</b>	

+ - Overtime

**2023 GAME-BY-GAME REGULAR-SEASON STATISTICS (JAGUARS)**

DATE	OPPONENT	P/S	KICKOFF RETURNS					PUNT RETURNS					W/L	SCORE	
			RET	YDS	AVG	LG	TD	NO	FC	YDS	AVG	LG			TD
09/10	at Colts													W	31-21
09/17	Chiefs													L	9-17
09/24	Texans													L	17-37
10/01	Falcons	P	0	0	0.0	0	0	1	0	5	5.0	5	0	W	23-7
10/08	at Bills													W	25-20
10/15	Colts													W	37-20
10/19	at Saints													W	31-24
10/29	at Steelers													W	20-10
11/12	49ers													L	3-34
11/19	Titans	P	0	0	0.0	0	0	0	0	0	0.0	0	0	W	34-14
11/26	at Texans	P	0	0	0.0	0	0	1	3	22	22.0	22	0	W	24-21
12/04	Bengals	P	2	51	25.5	33	0	1	0	0	0.0	0	0	L	31-34+
12/10	at Browns	S	0	0	0.0	0	0	5	1	63	12.6	26	0	L	27-31
12/17	Ravens	P	0	0	0.0	0	0	0	0	0	0.0	0	0	L	7-23
12/24	at Buccaneers	P	0	0	0.0	0	0	0	0	0	0.0	0	0	L	12-30
12/31	Panthers	P	0	0	0.0	0	0	2	0	17	8.5	15	0	W	26-0
01/07	at Titans	P	0	0	0.0	0	0	2	1	19	9.5	14	0	L	20-28
<b>2023 TOTALS</b>		<b>9-1</b>	<b>2</b>	<b>51</b>	<b>25.5</b>	<b>33</b>	<b>0</b>	<b>12</b>	<b>5</b>	<b>126</b>	<b>10.5</b>	<b>26</b>	<b>0</b>	<b>9-8</b>	

+ - Overtime





# DARRYL WILLIAMS | 60

**POSITION:** OFFENSIVE LINEMAN  
**HT:** 6-3 | **WT:** 304 | **DOB:** 6-10-1997  
**COLLEGE:** MISSISSIPPI STATE  
**HOMETOWN:** BESSEMER, ALA.  
**ACQ:** FA-'23  
**EXP:** 5th YEAR

darryllwilliamsjr

## KEY TRANSACTIONS

- Originally signed by Kansas City as an undrafted free agent on 4/26/20
- Signed by New England as a free agent on 6/21/22
- Signed by Jacksonville as a free agent on 7/30/22
- Signed to Jacksonville's practice squad on 8/30/23

## PRO

### 2023 (Jaguars)

- Spent the 2023 season on the Jaguars' practice squad

### 2022 (Jaguars)

- Spent the 2022 season on the Jaguars' practice squad and saw action in one game

### 2021 (Chiefs)

- Spent the 2021 season on the Chiefs' practice squad

### 2020 (Chiefs)

- Spent the 2020 season on the Chiefs' practice squad

## COLLEGE

- Three-year starter who played in 45 games with 38 starts (25 at left guard, 13 at center) at Mississippi State
- Voted one of five team captains for the 2019 season
- In three seasons as a starter, played 2,246 snaps (1,449 at left guard, 797 at center) and allowed just 2.0 sacks across 1,031 snaps in pass protection, according to Pro Football Focus
- Helped the Bulldogs lead the SEC and finish tied for fourth among Power 5 programs with 16 200-yard rushing performances from 2018-19

## PERSONAL

- Played all five positions on the line during his career at Bessemer City High School
- Played in the Alabama-Mississippi All-Star Classic in December 2014

### DARRYL WILLIAMS' NFL REGULAR SEASON STATISTICS

DATE	TEAM	GP	GS
2020	Chiefs	0	0
2021	Chiefs	0	0
2022	Jaguars	1	0
2023	Jaguars	0	0
<b>NFL TOTALS</b>		<b>1</b>	<b>0</b>

### DARRYL WILLIAMS' NFL POSTSEASON STATISTICS

DATE	TEAM	GP	GS
2020	Chiefs	0	0
2021	Chiefs	0	0
2022	Jaguars	0	0
<b>NFL TOTALS</b>		<b>0</b>	<b>0</b>



**2023 GAME-BY-GAME REGULAR-SEASON STATISTICS (JAGUARS)**

DATE	OPPONENT	P/S		W/L	SCORE
09/10	at Colts		PRACTICE SQUAD	W	31-21
09/17	Chiefs		PRACTICE SQUAD	L	9-17
09/24	Texans		PRACTICE SQUAD	L	17-37
10/01	Falcons		PRACTICE SQUAD	W	23-7
10/08	at Bills		PRACTICE SQUAD	W	25-20
10/15	Colts		PRACTICE SQUAD	W	37-20
10/19	at Saints		PRACTICE SQUAD	W	31-24
10/29	at Steelers		PRACTICE SQUAD	W	20-10
11/12	49ers		PRACTICE SQUAD	L	3-34
11/19	Titans		PRACTICE SQUAD	W	34-14
11/26	at Texans		PRACTICE SQUAD	W	24-21
12/04	Bengals		PRACTICE SQUAD	L	31-34+
12/10	at Browns		PRACTICE SQUAD	L	27-31
12/17	Ravens		PRACTICE SQUAD	L	7-23
12/24	at Buccaneers		PRACTICE SQUAD	L	12-30
12/31	Panthers		PRACTICE SQUAD	W	26-0
01/07	at Titans		PRACTICE SQUAD	L	20-28
<b>2023 TOTALS</b>		<b>0-0</b>		<b>9-8</b>	

+ - Overtime





# SETH WILLIAMS | 18

**POSITION:** WIDE RECEIVER  
**HT:** 6-3 | **WT:** 211 | **DOB:** 4-10-2000  
**COLLEGE:** AUBURN  
**HOMETOWN:** COTTONDALE, ALA.  
**ACQ:** FA-'23  
**EXP:** 4th YEAR

sethwill\_18

## KEY TRANSACTIONS

- Originally selected by Denver in the sixth round (219th overall) of the 2021 NFL Draft
- Signed to Jacksonville's practice squad on 9/2/22
- Signed to Jacksonville's practice squad on 8/30/23

## PRO

### 2023 (Jaguars)

- Spent the 2023 season on the Jaguars' practice squad

### 2022 (Jaguars)

- Spent the 2022 season on the Jaguars' practice squad

### 2021 (Broncos)

- Appeared in two games with one start... Posted one reception for 34 yards

## COLLEGE

- Started 27-of-36 games played at Auburn, totaling 132 receptions for 2,124 yards (16.1 avg.) with 17 touchdowns
- Finished his collegiate career ranked third in school history in receiving touchdowns (17), fourth in receiving yards (2,124) and seventh in receptions (132)

## PERSONAL

- Attended Bryant High School, where he played football and led the boys basketball team to an Alabama Class 6A state championship in 2017
- Was an All-State honoree in basketball and a state medalist in the long jump and high jump

## SETH WILLIAMS' NFL REGULAR SEASON RUSHING/RECEIVING STATISTICS

DATE	TEAM	GP	GS	RECEIVING					RUSHING				
				NO.	YDS.	AVG.	LG	TD	NO.	YDS.	AVG.	LG	TD
2021	Broncos	2	1	1	34	34.0	34	0	0	0	0.0	0	0
2022	Jaguars	0	0	0	0	0.0	0	0	0	0	0.0	0	0
2023	Jaguars	0	0	0	0	0.0	0	0	0	0	0.0	0	0
<b>NFL TOTALS</b>		<b>2</b>	<b>1</b>	<b>1</b>	<b>34</b>	<b>34.0</b>	<b>34</b>	<b>0</b>	<b>0</b>	<b>0</b>	<b>0.0</b>	<b>0</b>	<b>0</b>

### SINGLE-GAME HIGHS: RECEIVING

**Receptions** 1 at Los Angeles Chargers, Jan 02, 2022      **Longest Receptions** 34 at Los Angeles Chargers, Jan 02, 2022  
**Receiving Yards** 34 at Los Angeles Chargers, Jan 02, 2022      **All-Purpose Yards** 34 at Los Angeles Chargers, Jan 02, 2022



**2023 GAME-BY-GAME REGULAR-SEASON STATISTICS (JAGUARS)**

DATE	OPPONENT	P/S	RECEIVING					RUSHING					W/L	SCORE	
			NO.	YDS.	AVG.	LG	TD	NO.	YDS.	AVG.	LG	TD			
09/10	at Colts												W	31-21	
09/17	Chiefs												L	9-17	
09/24	Texans												L	17-37	
10/01	Falcons												W	23-7	
10/08	at Bills												W	25-20	
10/15	Colts												W	37-20	
10/19	at Saints												W	31-24	
10/29	at Steelers												W	20-10	
11/12	49ers												L	3-34	
11/19	Titans												W	34-14	
11/26	at Texans												W	24-21	
12/04	Bengals												L	31-34+	
12/10	at Browns												L	27-31	
12/17	Ravens												L	7-23	
12/24	at Buccaneers												L	12-30	
12/31	Panthers												W	26-0	
01/07	at Titans												L	20-28	
<b>2023 TOTALS</b>		<b>0-0</b>	<b>0</b>	<b>0</b>	<b>0.0</b>	<b>0</b>	<b>0</b>	<b>0</b>	<b>0</b>	<b>0.0</b>	<b>0</b>	<b>0</b>	<b>0</b>	<b>9-8</b>	

+ - Overtime

**2022 GAME-BY-GAME REGULAR-SEASON STATISTICS (JAGUARS)**

DATE	OPPONENT	P/S	RECEIVING					RUSHING					W/L	SCORE	
			NO.	YDS.	AVG.	LG	TD	NO.	YDS.	AVG.	LG	TD			
09/11	at Commanders												L	22-28	
09/18	Colts												W	24-0	
09/25	at Chargers												W	38-10	
10/02	at Eagles												L	21-29	
10/09	Texans												L	6-13	
10/16	at Colts												L	27-34	
10/23	Giants												L	17-23	
10/30	Broncos												L	17-21	
11/06	Raiders												W	27-20	
11/13	at Chiefs												L	17-27	
11/27	Ravens												W	28-27	
12/04	at Lions												L	14-40	
12/11	at Titans												W	36-22	
12/18	Cowboys												W	40-34+	
12/22	at Jets												W	19-3	
01/01	at Texans												W	31-3	
01/07	Titans												W	20-16	
<b>2022 TOTALS</b>		<b>0-0</b>	<b>0</b>	<b>0</b>	<b>0.0</b>	<b>0</b>	<b>0</b>	<b>0</b>	<b>0</b>	<b>0.0</b>	<b>0</b>	<b>0</b>	<b>0</b>	<b>9-8</b>	

+ - Overtime







# ANDREW WINGARD | 42

**POSITION:** SAFETY  
**HT:** 6-0 | **WT:** 200 | **DOB:** 12-5-1996  
**COLLEGE:** WYOMING  
**HOMETOWN:** ARVADA, COLO.  
**ACQ:** FA-'19  
**EXP:** 6th YEAR

 @deweywingard  
 @deweywingard

## KEY TRANSACTIONS

- Originally signed by Jacksonville as an undrafted rookie on 5/10/19

## PRO

### 2023 (Jaguars)

- Played in 17 games and made two starts at safety... Registered 40 tackles (31 solo), two passes defended, one interception, one quarterback hit, one forced fumble and one tackle for loss... Added five tackles (four solo) on special teams
- Voted a captain for the 2023 season
- 12/17 vs. BAL:** Started at safety and played 69 of 70 defensive snaps... Recorded a career-high 11 total tackles (10 solo)
- 12/10 at CLE:** Recorded three total tackles (two solo), one quarterback hit and one forced fumble... Saw action on special teams
- 10/29 at PIT:** Started at safety and recorded six total tackles (five solo), two passes defended and one interception

### 2022 (Jaguars)

- Saw action in 17 regular season games with two starts and both postseason games with one start... In the regular season, on defense he posted 23 tackles (19 solo), two tackles for loss, one interception, one pass defended and one forced fumble... On special teams, he posted 14 tackles (eight solo)... In the postseason, he posted one solo tackle
- 12/11 at TEN:** Started at safety and recorded seven tackles (six solo), including one tackle for loss, one QB hit and one interception
- 12/4 at DET:** Started at safety and recorded a season-high nine tackles (seven solo)
- 11/27 vs. BAL:** Started at safety and saw action on special teams... Recorded two tackles (one solo), one forced fumble and one special teams tackle

### 2021 (Jaguars)

- Finished the season with 86 total tackles (56 solo), 1.0 sack and one interception in 15 games played (15 starts)
- 10/17 vs. MIA:** Started at safety and totaled seven tackles (five solo), including one tackle for loss
- 9/26 vs. ARI:** Started at safety and recorded seven total tackles (four solo), one interception and one pass defended... Recorded the third INT of his career when he intercepted QB Kyler Murray and returned it 22 yards in the third quarter
- 9/19 vs. DEN:** Started at safety and tallied a team-high eight tackles, including his second career sack

### 2020 (Jaguars)

- Saw action in 13 games, starting four... Tallied 42 tackles (30), five passes defended, two INTs and one fumble recovery... Also made eight stops on special teams
- 9/13 vs. IND:** Saw action at free safety, recording his first career INT in the fourth quarter, and on special teams, leading the team with two special teams stops
- 9/20 at TEN:** Started at free safety and posted a career-high nine tackles (seven solo)
- 11/29 vs. CLE:** Started at safety and tallied three tackles (one solo), one pass defended and his first-career fumble recovery, which he returned for 17 yards

### 2019 (Jaguars)

- Appeared in all 16 games, making two starts, while compiling 19 tackles (14 solo), 1.0 sack and one forced fumble... Led the team with 11 special teams tackles
- 9/8 vs. K.C.:** Made his NFL debut, seeing action at safety and on special teams, and totaled one solo tackle and two special teams tackles
- 12/1 vs. T.B.:** Made his first career start at strong safety, recording six tackles (five solo), including a strip-sack, marking the first sack of his career

## COLLEGE

- Finished second in Wyoming school history with 454 tackles while adding 18 passes defended, 10 INTs and five forced fumbles
- Recorded 87 tackles (46 solo), three passes defended and two INTs as a senior in 2018, earning First-Team All-Mountain West honors
- Named First-Team All-Mountain West as a junior in 2017 after totaling 114 tackles and a career-high five INTs
- Recorded 131 total tackles in 2016, which ranked fourth in the FBS and first in the Mountain West
- Played in all 12 games (11 starts) as a freshman in 2015 and registered 122 total tackles
- His 6.9 solo tackles per game ranked No. 1 in the Mountain West and No. 4 in the NCAA

## PERSONAL



- Attended Ralston Valley (Arvada, Colo.) High School and rushed for 1,653 yards on 190 carries in his senior season
- Earned first-team all-state honors after totaling 2,702 all-purpose yards
- Father, Dan, was a punter at the University of Nebraska
- Avid skier and golfer

### ANDREW WINGARD'S NFL REGULAR SEASON DEFENSIVE STATISTICS

DATE	TEAM	GP	TACKLES							INTERCEPTIONS							O. FUMB				ST				MISC	
			GS	TK	S	A	TFL	YDS	SK	YDS	QBH	NO	YDS	LG	TD	PD	FF	FR	TD	YDS	TK	S	A	FF	FR	S
2019	Jaguars	16	2	19	14	5	0	0	1.0	3.0	2	0	0	0	0	1	0	0	0	11	8	3	0	0	0	0
2020	Jaguars	13	4	42	30	12	3	8	0.0	0.0	0	2	31	19	0	5	0	1	0	17	8	5	3	0	0	0
2021	Jaguars	15	15	86	56	30	2	2	1.0	1.0	1	1	23	23	0	1	0	0	0	2	1	1	0	0	0	0
2022	Jaguars	17	3	23	19	4	2	1	0.0	0.0	1	1	13	13	0	1	1	0	0	0	14	8	6	0	0	0
2023	Jaguars	17	2	40	31	9	1	3	0.0	0.0	1	1	0	0	0	2	1	0	0	0	5	4	1	0	0	0
<b>NFL TOTALS</b>		<b>78</b>	<b>26</b>	<b>210</b>	<b>150</b>	<b>60</b>	<b>8</b>	<b>14</b>	<b>2.0</b>	<b>4.0</b>	<b>5</b>	<b>5</b>	<b>67</b>	<b>23</b>	<b>0</b>	<b>9</b>	<b>3</b>	<b>1</b>	<b>0</b>	<b>17</b>	<b>40</b>	<b>26</b>	<b>14</b>	<b>0</b>	<b>0</b>	<b>0</b>

### ANDREW WINGARD'S NFL POSTSEASON DEFENSIVE STATISTICS

DATE	TEAM	GP	TACKLES							INTERCEPTIONS							O. FUMB				ST				MISC		
			GS	TK	S	A	TFL	YDS	SK	YDS	QBH	NO	YDS	LG	TD	PD	FF	FR	TD	YDS	TK	S	A	FF	FR	S	A
2022	Jaguars	2	1	1	1	0	0	0	0.0	0.0	0	0	0	0	0	0	0	0	0	0	1	0	1	0	0	0	0
<b>NFL TOTALS</b>		<b>2</b>	<b>1</b>	<b>1</b>	<b>1</b>	<b>0</b>	<b>0</b>	<b>0</b>	<b>0.0</b>	<b>0.0</b>	<b>0</b>	<b>0</b>	<b>0</b>	<b>0</b>	<b>0</b>	<b>0</b>	<b>0</b>	<b>0</b>	<b>0</b>	<b>0</b>	<b>1</b>	<b>0</b>	<b>1</b>	<b>0</b>	<b>0</b>	<b>0</b>	<b>0</b>

### SINGLE-GAME HIGHS: DEFENSIVE

<b>Total Tackles</b>	11 vs. Baltimore Ravens, Dec 17, 2023 9 at Detroit Lions, Dec 04, 2022 ...3 more at 9.	<b>Tackles For Loss</b>	3 at Indianapolis Colts, Jan 03, 2021 1 at Tampa Bay Buccaneers, Dec 24, 2023 ...4 more at 1.
<b>Solo Tackles</b>	10 vs. Baltimore Ravens, Dec 17, 2023 7 at Detroit Lions, Dec 04, 2022 ...1 more at 7.	<b>Interceptions</b>	1 at Pittsburgh Steelers, Oct 29, 2023 1 at Tennessee Titans, Dec 11, 2022 ...3 more at 1.
<b>Sacks</b>	1.0 vs. Denver Broncos, Sep 19, 2021 1.0 vs. Tampa Bay Buccaneers, Dec 01, 2019	<b>Interception Return Yards</b>	23 vs. Arizona Cardinals, Sep 26, 2021 19 at Indianapolis Colts, Jan 03, 2021
<b>Passes Defensed</b>	2 at Pittsburgh Steelers, Oct 29, 2023 1 at Tennessee Titans, Dec 11, 2022 ...6 more at 1.	<b>Special Teams Tackles</b>	3 vs. Tennessee Titans, Nov 19, 2023 3 at Atlanta Falcons, Dec 22, 2019
<b>Forced Fumbles</b>	1 vs. Baltimore Ravens, Nov 27, 2022 1 vs. Tampa Bay Buccaneers, Dec 01, 2019	<b>Longest Opp Fumble Return</b>	17 vs. Cleveland Browns, Nov 29, 2020
<b>Fumble Recoveries</b>	1 vs. Cleveland Browns, Nov 29, 2020		

### SINGLE-GAME HIGHS - POSTSEASON: DEFENSIVE

<b>Total Tackles</b>	1 at Kansas City Chiefs, Jan 21, 2023	<b>Solo Tackles</b>	1 at Kansas City Chiefs, Jan 21, 2023
----------------------	---------------------------------------	---------------------	---------------------------------------

### 2023 GAME-BY-GAME REGULAR-SEASON STATISTICS (JAGUARS)

DATE	OPPONENT	P/S	TACKLES							INTERCEPTIONS							O. FUMB				ST				W/L	SCORE	
			TK	S	A	SK	YDS	TFL	YDS	QBH	NO	YDS	LG	TD	PD	FF	FR	TD	YDS	TK	S	A	FF	FR			S
09/10	at Colts	P	0	0	0	0.0	0.0	0	0	0	0	0	0	0	0	0	0	0	0	0	0	0	0	0	0	W	31-21
09/17	Chiefs	P	1	1	0	0.0	0.0	0	0	0	0	0	0	0	0	0	0	0	0	0	0	0	0	0	0	L	9-17
09/24	Texans	P	1	1	0	0.0	0.0	0	0	0	0	0	0	0	0	0	0	0	0	0	0	0	0	0	0	L	17-37
10/01	Falcons	P	2	2	0	0.0	0.0	0	0	0	0	0	0	0	0	0	0	0	0	0	0	0	0	0	0	W	23-7
10/08	at Bills	P	0	0	0	0.0	0.0	0	0	0	0	0	0	0	0	0	0	0	0	0	0	0	0	0	0	W	25-20
10/15	Colts	P	1	1	0	0.0	0.0	0	0	0	0	0	0	0	0	0	0	0	0	0	0	0	0	0	0	W	37-20
10/19	at Saints	P	5	4	1	0.0	0.0	0	0	0	0	0	0	0	0	0	0	0	0	0	0	0	0	0	0	W	31-24
10/29	at Steelers	S	6	5	1	0.0	0.0	0	0	0	1	0	0	0	2	0	0	0	0	0	0	0	0	0	0	W	20-10
11/12	49ers	P	6	2	4	0.0	0.0	0	0	0	0	0	0	0	0	0	0	0	0	1	1	0	0	0	0	L	3-34
11/19	Titans	P	0	0	0	0.0	0.0	0	0	0	0	0	0	0	0	0	0	0	0	3	2	1	0	0	0	W	34-14
11/26	at Texans	P	0	0	0	0.0	0.0	0	0	0	0	0	0	0	0	0	0	0	0	0	0	0	0	0	0	W	24-21
12/04	Bengals	P	2	1	1	0.0	0.0	0	0	0	0	0	0	0	0	0	0	0	0	0	0	0	0	0	0	L	31-34+
12/10	at Browns	P	3	2	1	0.0	0.0	0	0	1	0	0	0	0	0	1	0	0	0	0	0	0	0	0	0	L	27-31
12/17	Ravens	S	11	10	1	0.0	0.0	0	0	0	0	0	0	0	0	0	0	0	0	0	0	0	0	0	0	L	7-23
12/24	at Buccaneers	P	2	2	0	0.0	0.0	1	3	0	0	0	0	0	0	0	0	0	0	0	0	0	0	0	0	L	12-30
12/31	Panthers	P	0	0	0	0.0	0.0	0	0	0	0	0	0	0	0	0	0	0	0	1	1	0	0	0	0	W	26-0
01/07	at Titans	P	0	0	0	0.0	0.0	0	0	0	0	0	0	0	0	0	0	0	0	0	0	0	0	0	0	L	20-28
<b>2023 TOTALS</b>		<b>17-2</b>	<b>40</b>	<b>31</b>	<b>9</b>	<b>0.0</b>	<b>0.0</b>	<b>1</b>	<b>3</b>	<b>1</b>	<b>1</b>	<b>0</b>	<b>0</b>	<b>0</b>	<b>2</b>	<b>1</b>	<b>0</b>	<b>0</b>	<b>0</b>	<b>5</b>	<b>4</b>	<b>1</b>	<b>0</b>	<b>0</b>	<b>0</b>	<b>0</b>	<b>9-8</b>

+ - Overtime



# 2023 TEAM STATS

WON 9, LOST 8		DOUG PEDERSON (17 GAMES)		
09/10	W	31-21	at Indianapolis	65,749
09/17	L	9-17	Kansas City	69,615
09/24	L	17-37	Houston	61,466
10/01	W	23-7	Atlanta (London)	85,716
10/08	W	25-20	at Buffalo	61,273
10/15	W	37-20	Indianapolis	64,851
10/19	W	31-24	at New Orleans	70,009
10/29	W	20-10	at Pittsburgh	67,225
11/12	L	3-34	San Francisco	69,271
11/19	W	34-14	Tennessee	67,175
11/26	W	24-21	at Houston	71,324
12/04	L	31-34 (OT)	Cincinnati	67,951
12/10	L	27-31	at Cleveland	67,431
12/17	L	7-23	Baltimore	68,021
12/24	L	12-30	at Tampa Bay	62,547
12/31	W	26-0	Carolina	67,215
01/07	L	20-28	at Tennessee	63,744

2023 TEAM STATISTICS			
	JAX	OPP.	
<b>FIRST DOWNS</b>			
Rushing	336	314	
Passing	98	99	
Penalty	199	198	
Third Down-Made/Att	87/228	84/230	
Third Down Efficiency	38.2%	36.5%	
Fourth Down-Made/Att	13/29	21/41	
Fourth Down Efficiency	44.8%	51.2%	
<b>TOTAL NET YARDS</b>			
	5,772	5,828	
Avg. Per Game	339.5	342.8	
Total Plays	1,114	1,078	
Avg. Per Play	5.2	5.4	
<b>NET YARDS RUSHING</b>			
	1,646	1,752	
Avg. Per Game	96.8	103.1	
Total Rushes	453	421	
Avg. Per Rush	3.6	4.2	
<b>NET YARDS PASSING</b>			
	4,126	4,076	
Avg. Per Game	242.7	239.8	
Sacked/Yards Lost	41/251	40/279	
Gross Yards	4,377	4,355	
Attempts/Completions	620/412	617/404	
Pct. of Completion	66.5%	65.5%	
Had Intercepted	14	16	
<b>PUNTS/AVERAGE</b>			
Net Punting Average	61/47.4	71/47.0	
	43.8	41.9	
<b>PUNT RETURN/AVG.</b>			
KICKOFF RETURN/AVG.	29/10.2	22/6.5	
INTERCEPTION RETURN/AVG.	29/23.7	14/25.4	
PENALTIES/YARDS	16/16.5	14/8.1	
FUMBLES/BALL LOST	83/644	108/961	
<b>TOUCHDOWNS</b>			
Rushing	28/16	18/11	
Passing	41	44	
Returns	17	15	
Extra Points/Attempts	35/35	42/42	
Two Point Conversion/Att.	3/6	1/2	
Field Goals/Attempts	30/37	21/26	
Avg. Time of Possession	30:40	29:20	

* SCORE BY PERIODS										
	Q1	Q2	Q3	Q4	OT	PTS				
TEAM	61	106	104	106	0	377				
OPPONENTS	43	109	104	112	3	371				

* SCORING										
	TD	RU	PA	RT	K-PAT	FG	2PT	S	PTS	
B. McManus	0	0	0	0	35/35	30/37	0	0	125	
T. Etienne Jr.	12	11	1	0	0/0	0/0	2	0	76	
C. Ridley	8	0	8	0	0/0	0/0	1	0	50	
E. Ingram	4	0	4	0	0/0	0/0	0	0	24	
T. Lawrence	4	4	0	0	0/0	0/0	0	0	24	
C. Kirk	3	0	3	0	0/0	0/0	0	0	18	
T. Bigsby	2	2	0	0	0/0	0/0	0	0	12	
Z. Jones	2	0	2	0	0/0	0/0	0	0	12	
P. Washington	2	0	2	0	0/0	0/0	0	0	12	
J. Agnew	1	0	1	0	0/0	0/0	0	0	6	
F. Oluokun	1	0	0	1	0/0	0/0	0	0	6	
B. Strange	1	0	1	0	0/0	0/0	0	0	6	
D. Williams	1	0	0	1	0/0	0/0	0	0	6	
TEAM	41	17	22	2	35/35	30/37	3	0	377	
OPPONENTS	44	15	27	2	42/42	21/26	1	0	371	

**2-Pt Conv:** C. Ridley 1, T. Etienne Jr. 2, TM 3-4, OPP 1-2

**B. McManus:** (45G) (32G, 49G, 22G) (48WR, 51B, 33G) (56G, 43G, 38G) (44G) (48G, 49G, 51G) (43G) (50G, 51G, 38G, 37G) (37G) (30G, 25G) (40G, 48G, 53G, 55WR) (48WR, 40G) (-) (50RU, 55WL) (52WR) (35G, 26G, 24G, 34G) (44G, 30G)

**OPP:** (38G) (28G, 26G, 33G) (28G, 56G) (51WR, 23G, 35G, 42G) (22G, 61WR) (39G, 35G) (50WR, 58CR) (57CR, 54G, 48G) (55G) (43G, 26G, 34G) (24G, 31G, 51G)

**SACKS:** J. Hines-Allen 17.5, T. Walker 10.0, R. Robertson-Harris 3.5, F. Oluokun 2.5, K. Chaisson 2.0, D. Smoot 1.0, R. Jenkins 1.0, A. Johnson 1.0, A. Gotsis 1.0, A. Cisco 0.5, TM 40.0, OPP 41.0 **FUM/LOST:** T. Lawrence 12/7, E. Ingram 3/2, T. Bigsby 2/2, C. Kirk 2/2, P. Washington 2/1, L. Fortner 2/0, J. Agnew 1/1, T. Campbell 1/1, C. Ridley 1/0, T. Etienne Jr. 1/0, A. Cisco 1/0, C. Beathard 1/0, TM 29/16, OPP 18/11

* PASSING										
	ATT	CMP	YDS	CMP%	YDS/ATT	TD	TO%	INT	INT%	RATING
T. Lawrence	564	370	4,016	65.6	7.1	21	3.7	14	2.5	88.5
C. Beathard	53	40	349	75.5	6.6	1	1.9	0	0.0	98.7
C. Kirk	2	1	-1	50.0	-0.5	0	0.0	0	0.0	56.3
L. Cooke	1	1	13	100.0	13.0	0	0.0	0	0.0	118.8
TEAM	620	412	4,377	66.5	7.1	22	3.5	14	2.3	89.3
OPPONENTS	617	404	4,355	65.5	7.1	27	4.4	16	2.6	89.8

* RUSHING					
	NO.	YDS	AVG	LONG	TD
T. Etienne Jr.	267	1,008	3.8	62t	11
T. Lawrence	70	339	4.8	26	4
T. Bigsby	50	132	2.6	12	2
D. Johnson	41	108	2.6	19	0
C. Beathard	8	35	4.4	19	0
C. Ridley	9	23	2.6	18	0
C. Kirk	1	6	6.0	6	0
J. Agnew	4	-2	-0.5	1	0
M. Barkley	3	-3	-1.0	-1	0
TEAM	453	1,546	3.6	62t	17
OPPONENTS	421	1,752	4.2	69	15

* RECEIVING						
	TAR	NO.	YDS	AVG	LONG	TD
E. Ingram	143	114	963	8.4	34	4
C. Ridley	136	76	1,016	13.4	59t	8
C. Kirk	85	57	787	13.8	57	3
T. Etienne Jr.	73	58	476	8.2	56t	1
Z. Jones	64	34	321	9.4	36	2
J. Agnew	21	14	225	16.1	65t	1
P. Washington	21	16	132	8.3	19t	2
T. Jones	18	11	83	7.5	15	0
L. Farrell	15	13	155	11.9	42	0
D. Johnson	12	10	140	14.0	42	0
B. Strange	9	5	35	7.0	17	1
E. Cooks	4	3	38	12.7	23	0
T. Bigsby	4	1	6	6.0	6	0
J. Hasty	2	0	0	0.0	0	0
TEAM	607	412	4,377	10.6	65t	22
OPPONENTS	594	404	4,355	10.8	76t	27

* INTERCEPTIONS					
	NO.	YDS	AVG	LONG	TD
D. Williams	4	72	18.0	61t	1
A. Cisco	4	68	17.0	29	0
A. Johnson	2	50	25.0	27	0
R. Jenkins	2	42	21.0	24	0
F. Oluokun	1	24	24.0	24t	1
J. Hines-Allen	1	8	8.0	8	0
T. Campbell	1	0	0.0	0	0
A. Windard	1	0	0.0	0	0
TEAM	16	264	16.5	61t	2
OPPONENTS	15	114	7.6	34	0

* FUMBLES					
	FUM	LST	FF	REC	TD
T. Lawrence	12	7	0	3	0
T. Bigsby	2	2	0	1	0
E. Ingram	3	2	0	1	0
C. Kirk	2	2	0	0	0
J. Agnew	1	1	0	0	0
T. Campbell	1	1	0	0	0
P. Washington	2	1	0	2	0
C. Beathard	1	0	0	0	0
A. Cisco	1	0	1	0	0
T. Etienne Jr.	1	0	0	0	0
L. Fortner	2	0	0	0	0
A. Harrison	0	0	0	1	0
D. Johnson	0	0	0	1	0
F. Oluokun	0	0	1	1	0
C. Ridley	1	0	0	0	0
TEAM	29	16	0	10	0
OPPONENTS	18	11	0	2	0

* PUNTING								
	NO.	YDS	AVG	NET	TB	IN	LG	B
L. Cooke	61	2,893	47.4	43.8	4	29	65	0
TEAM	61	2,893	47.4	43.8	4	29	65	0
OPPONENTS	71	3,335	47.0	41.9	3	25	73	0

* PUNT RETURNS						
	RET	FC	YDS	AVG	LONG	TD
J. Agnew	14	9	144	10.3	48	0
P. Washington	12	5	124	10.5	26	0
C. Kirk	2	3	27	13.5	15	0
T. Campbell	1	0	0	0.0	0	0
TEAM	29	17	297	10.2	48	0
OPPONENTS	22	22	143	6.5	16	0

* KICKOFF RETURNS					
	NO.	YDS	AVG	LONG	TD
J. Agnew	15	391	26.1	53	0
D. Johnson	7	126	18.0	22	0
T. Bigsby	4	99	24.8	31	0
P. Washington	2	51	25.5	33	0
D. Thomas	1	21	21.0	21	0
TEAM	29	688	23.7	53	0
OPPONENTS	14	356	25.4	85t	1

* FIELD GOALS					
	1-19	20-29	30-39	40-49	50+
B. McManus	0/0	4/4	10/10	11/13	5/10
TEAM	0/0	4/4	10/10	11/13	5/10
OPPONENTS	0/0	7/7	7/7	3/3	4/9



# 2023 DEFENSIVE STATS

## 2023 REGULAR SEASON JACKSONVILLE JAGUARS DEFENSIVE STATS (THROUGH WEEK 18)

POS.	PLAYER	TKL.	AST.	COMB	TFL	SACKS/SK. YDS.	PR	FR	FF	INT./YDS.	PD
LB	F. Oluokun	111	62	173	8	2.5/13.0	10	3	1	1/24	6
LB	D. Lloyd	75	52	127	2	0.0/0.0	1	2	0	0/0	7
SS	R. Jenkins	66	34	100	7	1.0/8.0	1	0	0	2/42	9
WILL	J. Hines-Allen	43	23	66	17	17.5/126.5	33	0	2	1/8	1
FS	A. Cisco	42	20	62	1	0.5/3.5	1	0	1	4/68	5
CB	T. Campbell	42	19	61	2	0.0/0.0	0	0	1	1/0	5
CB	D. Williams	44	9	53	3	0.0/0.0	0	0	2	4/72	19
SAM	T. Walker	27	25	52	10	10.0/77.5	19	1	0	0/0	2
CB	T. Herndon	30	15	45	1	0.0/0.0	3	0	1	0/0	9
SS	A. Wingard	31	9	40	1	0.0/0.0	1	0	1	1/0	2
CB	M. Brown	25	9	34	0	0.0/0.0	0	0	0	0/0	4
DE	R. Robertson-Harris	16	18	34	3	3.5/26.5	11	0	0	0/0	1
DE	A. Gotsis	18	8	26	3	1.0/3.0	7	0	0	0/0	4
NT	F. Fatukasi	16	8	24	3	0.0/0.0	2	0	0	0/0	1
DE	J. Ledbetter	7	17	24	1	0.0/0.0	1	1	0	0/0	1
FS	A. Johnson	11	3	14	0	1.0/4.0	1	0	1	2/50	3
SAM	K. Chaisson	9	4	13	4	2.0/11.0	8	0	0	0/0	1
NT	A. Blackson	8	5	13	2	0.0/0.0	0	3	0	0/0	0
DE	D. Hamilton	7	5	12	1	0.0/0.0	0	0	0	0/0	0
DE	T. Lacy	5	7	12	1	0.0/0.0	3	0	0	0/0	1
LB	C. Muma	5	7	12	0	0.0/0.0	0	0	0	0/0	2
CB	G. Junior	7	4	11	2	0.0/0.0	0	0	0	0/0	1
WILL	D. Smoot	8	2	10	0	1.0/6.0	4	0	1	0/0	0
WILL	Y. Abdullah	1	0	1	0	0.0/0.0	1	0	0	0/0	0
TE	B. Strange	1	0	1	1	0.0/0.0	0	0	0	0/0	0
FS	D. Thomas	0	1	1	0	0.0/0.0	0	0	0	0/0	0
<b>TOTALS</b>		<b>655</b>	<b>366</b>	<b>1021</b>	<b>73</b>	<b>40.0/279.0</b>	<b>107</b>	<b>10</b>	<b>11</b>	<b>16/264</b>	<b>84</b>

### 2023 REGULAR SEASON JAGUARS SPECIAL TEAMS STATS

POS.	PLAYER	TKL.	AST.	COMB.
LS	Maticsik, Ross	8	0	8
FS	Thomas, Daniel	7	0	7
LB	Johnson, Caleb	4	1	5
SS	Wingard, Andrew	4	1	5
LB	Muma, Chad	3	0	3
FS	Johnson, Antonio	2	1	3
LB	Quarterman, Shaquille	1	1	2
TE	Farrell, Luke	1	0	1
CB	Herndon, Tre	1	0	1
K	McManus, Brandon	1	0	1
SS	Jenkins, Rayshawn	0	1	1
<b>TOTALS</b>		<b>32</b>	<b>5</b>	<b>37</b>

### DEFENSIVE SCORES

**INT (2)** (4:42) (Shotgun) D.Ridder pass short right intended for D.London INTERCEPTED by Dari.Williams at JAX 39. Dari.Williams for 61 yards. **vs. ATL (10/01/23)**  
 (7:00) (Shotgun) D.Carr pass short middle intended for R.Shaheed INTERCEPTED by F.Oluokun (Dari.Williams) at NO 24. F.Oluokun for 24 yards. **@ NO (10/19/23)**

**FR (0)**  
**Safety (0)**

### SPECIAL TEAMS BIG PLAYS

**FR (2)** (15:00) L.Cooke punts 50 yards to KC 16, Center-R.Maticsik. R.James MUFFS catch, RECOVERED by JAX-T.Jones at KC 17. **vs. KC (09/17/23)**  
 (13:10) L.Cooke punts 49 yards to TEN 21, Center-R.Maticsik. E.Garror to TEN 36 for 15 yards (R.Maticsik). FUMBLES (R.Maticsik), RECOVERED by JAX-R.Maticsik at TEN 36. **vs. TEN (11/19/23)**

REGULAR SEASON DEFENSIVE AND SPECIAL TEAMS STATISTICS ARE BASED ON PRESS BOX STATISTICS.



# 2023 BIG PLAYS: RUSH 10+, RECEPTIONS 20+, RETURNS 30+

DATE OPPONENT	RUSHES				RECEPTIONS				RETURNS			
	GAIN	PLAYER	QTR	DR RESULT	GAIN	PLAYER	QTR	DR RESULT	GAIN	PLAYER	QTR	DR RESULT
09/10 at Indianapolis	11	Trevor Lawrence	4	TD	24	Calvin Ridley	1	TD	48	Jamal Agnew (PR)	4	Punt
	26t	Travis Etienne Jr.	4	TD	29	Calvin Ridley	2	TD				
09/17 Kansas City	18	Trevor Lawrence	4	Downs	26	Calvin Ridley	2	FG				
					45	Christian Kirk	3	FG				
09/24 Houston	11	Travis Etienne Jr.	3'	TD	28	Evan Engram	3	FG	33	Jamal Agnew (KR)	3	TD
	16	Travis Etienne Jr.	3	TD	21	Calvin Ridley	4'	TD				
10/01 Atlanta	22	Trevor Lawrence	1	TD	30t	Calvin Ridley	1	TD	61t	Darius Williams (INT)	2	INT
	10	Trevor Lawrence	4	FG	30	Christian Kirk	1	FG				
10/08 at Buffalo	11	Calvin Ridley	1	TD	30	Christian Kirk	1	TD				
	11	Trevor Lawrence	3'	Punt	20	Christian Kirk	1	FG				
	31	Travis Etienne Jr.	3'	Punt	22	Travis Etienne Jr.	2	Fumble				
	10	Travis Etienne Jr.	4'	TD	20	Calvin Ridley	4	TD				
	11	Travis Etienne Jr.	4'	TD	32	Calvin Ridley	4	TD				
10/15 Indianapolis	22t	Travis Etienne Jr.	2	TD	29t	Christian Kirk	2	TD	53	Jamal Agnew (KR)	4	FG
	19	D'Ernest Johnson	3	TD								
10/19 at New Orleans	26	Trevor Lawrence	2'	TD	21	Evan Engram	1	TD				
	17t	Travis Etienne Jr.	2'	TD	44t	Christian Kirk	4	TD				
	11	Travis Etienne Jr.	4	Punt								
	23	Trevor Lawrence	4	Punt								
10/29 at Pittsburgh	10	Trevor Lawrence	1	FG	26	Calvin Ridley	1	FG				
	12	Travis Etienne Jr.	2	INT	29	Christian Kirk	1	Fumble				
	10	Travis Etienne Jr.	2	FG	27	Calvin Ridley	2	INT				
	13	Travis Etienne Jr.	4	Punt	56t	Travis Etienne Jr.	3	TD				
11/12 San Francisco	16	Travis Etienne Jr.	2	Fumble	26	Christian Kirk	3	INT				
					39	Christian Kirk	3	Fumble				
11/19 Tennessee	18	Calvin Ridley	2	FG	20	Christian Kirk	1	TD				
	11	Travis Etienne Jr.	3	TD	34	Calvin Ridley	2	FG				
					34	D'Ernest Johnson	3	TD				
					26	Calvin Ridley	3'	TD				
					20t	Calvin Ridley	3	TD				
11/26 at Houston	20	Travis Etienne Jr.	4	Punt	21	Evan Engram	1	FG				
					42	D'Ernest Johnson	2	TD				
					42	Luke Farrell	2	FG				
					57	Christian Kirk	2	Half				
					45	Calvin Ridley	3	TD				
12/04 Cincinnati	10	Calvin Ridley	1	TD	26	Christian Kirk	1	TD	33	Parker Washington (KR)	3	Punt
	11	Travis Etienne Jr.	2	TD	21	Calvin Ridley	2'	TD				
	13	Travis Etienne Jr.	5	Punt	22t	Evan Engram	2'	TD				
					23	Zay Jones	3	TD				
					21	Evan Engram	4'	Miss FG				
12/10 at Cleveland	16	Travis Etienne Jr.	1	Punt	23	Evan Engram	2	INT				
12/17 Baltimore	13	Trevor Lawrence	4'	Downs	28	Luke Farrell	1	Miss FG	38	Jamal Agnew (KR)	4	Downs
	13	Trevor Lawrence	4'	Downs	36	Zay Jones	2	Half				
	12	Trevor Lawrence	4	Downs	65t	Jamal Agnew	3	TD				
12/24 at Tampa Bay	15	Trevor Lawrence	3'	TD	23	Elijah Cooks	2	Miss FG	31	Jamal Agnew (KR)	1	INT
	12	Trevor Lawrence	3	TD	24	Calvin Ridley	3	Fumble				
					25	Calvin Ridley	3	Downs				
12/31 Carolina	62t	Travis Etienne Jr.	3	TD	22	Evan Engram	2	FG				
	19	C.J. Beathard	3	FG	48	Jamal Agnew	2	FG				
	10	Travis Etienne Jr.	4	TD								
	12	Tank Bigsby	4	Game								
01/07 at Tennessee	12	Travis Etienne Jr.	2	FG	59t	Calvin Ridley	2	TD	31	Tank Bigsby (KR)	1	Punt

\* - result within the same drive





# 2023 BIG YARDAGE GAMES

## 2023 REGULAR SEASON BIG YARDAGE GAMES

100-YARD PASS RECEIVERS							
DATE	OPPONENT	PLAYER	REC.	YDS.	AVG.	LG	TD
9/10	at Colts	Calvin Ridley	8	101	12.6	29	1
9/17	vs. Chiefs	Christian Kirk	11	110	10.0	45	0
10/8	at Bills	Calvin Ridley	7	122	17.4	32	0
11/12	vs. 49ers	Christian Kirk	6	104	17.3	39	0
11/19	vs. Titans	Calvin Ridley	7	103	14.7	34	2
1/7	at Titans	Calvin Ridley	6	106	17.7	59T	1

100-YARD RUSHERS							
DATE	OPPONENT	PLAYER	ATT.	YDS.	AVG.	LG	TD
10/8	at Bills	Travis Etienne Jr.	26	136	5.2	35T	2
12/31	vs. Panthers	Travis Etienne Jr.	16	102	6.4	62T	2

300-YARD PASSERS							
DATE	OPPONENT	PLAYER	ATT.	YDS.	COMP.	LG	TD
10/8	at Bills	Trevor Lawrence	37	315	25	32	1
11/26	at Texans	Trevor Lawrence	38	364	23	57	1

## 2023 OPPONENTS BIG YARDAGE GAMES

100-YARD PASS RECEIVERS							
DATE	OPPONENT	PLAYER	REC.	YDS.	AVG.	LG	TD
9/24	vs. Texans	Tank Dell	5	145	29.0	68T	1
10/8	at Bills	Gabe Davis	6	100	16.7	29	1
10/8	at Bills	Stefon Diggs	8	121	15.1	48	1
10/15	vs. Colts	Michael Pittman Jr.	9	109	12.1	40	0
11/12	vs. 49ers	George Kittle	3	116	38.7	66T	1
11/26	at Texans	Nico Collins	7	104	14.9	24	1
12/4	vs. Bengals	Ja'Marr Chase	11	149	13.5	76T	1

100-YARD RUSHERS							
DATE	OPPONENT	PLAYER	ATT.	YDS.	AVG.	LG	TD
10/1	vs. Falcons	Bijan Robinson	14	105	7.5	38	0
1/7	at Titans	Derrick Henry	19	153	8.1	69	1

300-YARD PASSERS							
DATE	OPPONENT	PLAYER	ATT.	YDS.	COMP.	LG	TD
9/17	vs. Chiefs	Patrick Mahomes	41	305	29	54	2
10/8	at Bills	Josh Allen	40	359	27	48	2
10/15	vs. Colts	Gardner Minshew II	55	329	33	45	1
10/19	at Saints	Derek Carr	55	301	33	21	1
11/26	at Texans	C.J. Stroud	36	304	26	34	2
12/4	vs. Bengals	Jake Browning	37	354	32	76T	1
12/10	at Browns	Joe Flacco	45	311	26	41T	3



# 2023 TAKEAWAY/GIVEAWAY CHART - JAGUARS AND OPPONENT

DATE	OPPONENT	FORCED TURNOVERS			TURNOVERS CONVERTED					OUTCOME
		FUM	INTS	TOTAL	TD	FG	PTS.	PTS. PCT.	TD PCT.	NET DIFF.
09/10	Jacksonville	2	1	3	1	0	7	33.3	100.0	+1
	at Indianapolis	1	1	2	1	0	7	50.0	100.0	-1
09/17	Jacksonville	2	1	3	0	1	3	33.3	0.0	+2
	Kansas City	1	0	1	0	0	0	0.0	0.0	-2
09/24	Jacksonville	0	0	0	0	0	0	0.0	0.0	-2
	Houston	1	1	2	0	2	6	100.0	0.0	+2
10/01	Jacksonville	1	2	3	1	0	7	33.3	100.0	+3
	Atlanta	0	0	0	0	0	0	0.0	0.0	-3
10/08	Jacksonville	1	1	2	1	0	7	50.0	100.0	0
	at Buffalo	2	0	2	0	0	0	0.0	0.0	0
10/15	Jacksonville	1	3	4	2	1	17	75.0	66.7	+3
	Indianapolis	0	1	1	0	0	0	0.0	0.0	-3
10/19	Jacksonville	0	1	1	1	0	7	100.0	100.0	-1
	at New Orleans	2	0	2	0	2	6	100.0	0.0	+1
10/29	Jacksonville	0	2	2	0	1	3	50.0	0.0	-1
	at Pittsburgh	2	1	3	0	1	3	33.3	0.0	+1
11/12	Jacksonville	0	0	0	0	0	0	0.0	0.0	-4
	San Francisco	2	2	4	2	0	14	50.0	100.0	+4
11/19	Jacksonville	2	0	2	2	0	14	100.0	100.0	+2
	Tennessee	0	0	0	0	0	0	0.0	0.0	-2
11/26	Jacksonville	0	0	0	0	0	0	0.0	0.0	-1
	at Houston	0	1	1	1	0	7	100.0	100.0	+1
12/04	Jacksonville	0	1	1	1	0	7	100.0	100.0	+1
	Cincinnati	0	0	0	0	0	0	0.0	0.0	-1
12/10	Jacksonville	2	1	3	2	0	14	66.7	100.0	-1
	at Cleveland	1	3	4	2	0	14	50.0	100.0	+1
12/17	Jacksonville	0	1	1	0	0	0	0.0	0.0	-1
	Baltimore	2	0	2	1	1	10	100.0	50.0	+1
12/24	Jacksonville	0	0	0	0	0	0	0.0	0.0	-4
	at Tampa Bay	2	2	4	3	0	21	75.0	100.0	+4
12/31	Jacksonville	0	1	1	0	0	0	0.0	0.0	+1
	Carolina	0	0	0	0	0	0	0.0	0.0	-1
01/07	Jacksonville	0	1	1	0	0	0	0.0	0.0	-1
	at Tennessee	0	2	2	1	0	7	50.0	100.0	+1
<b>JAGUARS</b>		<b>11</b>	<b>16</b>	<b>27</b>	<b>11</b>	<b>3</b>	<b>86</b>	<b>51.9</b>	<b>78.6</b>	<b>-3</b>
<b>OPPONENTS</b>		<b>16</b>	<b>14</b>	<b>30</b>	<b>11</b>	<b>6</b>	<b>95</b>	<b>56.7</b>	<b>64.7</b>	<b>+3</b>



# 2023 TURNOVER CHART

2023 REGULAR SEASON - DEFENSIVE TAKEAWAYS						
DATE	OPPONENT	TAKEAWAY	QTR.	SCORE	YD-LINE	RESULT
09/10	at Indianapolis	A. Blackson FR (A. Cisco FF)	2	14-7	JAX-32	Punt
		D. Lloyd FR (T. Campbell FF)	3	17-14	JAX-46	Fumble
		T. Campbell INT (A. Richardson)	4	24-21	IND-44	TD
09/17	Kansas City	F. Oluokun FR (D. Williams FF)	2	3-0	JAX-48	Fumble
		A. Cisco INT (P. Mahomes)	2	3-0	JAX-12	Downs
09/24	Houston	None				
10/01	Atlanta	D. Williams INT (D. Ridder)	2	17-0	JAX-39	TD
		A. Cisco INT (D. Ridder)	2	17-0	ATL-16	Downs
		A. Blackson FR (J. Hines-Allen FF)	4	23-7	ATL-44	EOG
10/08	at Buffalo	D. Williams INT (J. Allen)	4	11-7	JAX-7	TD
		T. Walker FR (D. Williams FF)	4	25-20	BUF-18	EOG
10/15	Indianapolis	A. Blackson FR (J. Hines-Allen FF)	2	7-3	IND-22	TD
		A. Cisco INT (G. Minshew II)	2	14-3	JAX-14	TD
		R. Jenkins INT (G. Minshew II)	3	21-6	JAX-37	FG
		D. Williams INT (G. Minshew II: touchback)	4	31-13	JAX-(-1)	Punt
10/19	at New Orleans	F. Oluokun INT (D. Carr)	3	24-9	NO-24	TD
10/29	at Pittsburgh	A. Wingard INT (M. Trubisky)	4	17-10	JAX-41	FG
		A. Johnson INT (M. Trubisky)	4	20-10	JAX-6	EOG
11/12	San Francisco	None				
11/19	Tennessee	F. Oluokun FR (W. Levis fumble)	1	0-0	JAX-43	TD
11/26	at Houston	None				
12/04	Cincinnati	J. Hines-Allen INT (T. Boyd)	3	21-21	CIN-17	TD
12/10	at Cleveland	D. Williams INT (J. Flacco)	2	0-14	JAX-31	Punt
		D. Lloyd FR (A. Wingard FF)	2	0-14	CLV-25	TD
		J. Ledbetter FR (A. Johnson FF)	3	7-21	CLV-25	TD
12/17	Baltimore	R. Jenkins INT (L. Jackson)	2	0-3	JAX-30	Fumble
12/24	at Tampa Bay	None				
12/31	Carolina	A. Johnson INT (B. Young)	4	26-0	JAX-34	EOG
01/07	at Tennessee	A. Cisco INT (R. Tannehill)	4	20-28	JAX-43	Downs

2023 REGULAR SEASON - OFFENSIVE GIVEAWAYS						
DATE	OPPONENT	TAKEAWAY	QTR.	SCORE	YD-LINE	RESULT
09/10	at Indianapolis	T. Lawrence INT (T. Brown)	2	7-7	IND-41	Downs
		T. Lawrence fumble (D. Buckner FF; D. Buckner FR)	3	17-21	JAX-35	TD
09/17	Kansas City	T. Lawrence fumble (L. Sneed FR)	2	3-0	KC-43	INT
09/24	Houston	J. Agnew fumble (E. Murray FF; B. Cashman FR)	2	0-14	HST-32	FG
		T. Lawrence INT (B. Cashman)	3	10-24	JAX-49	FG
10/01	Atlanta	None				
10/08	at Buffalo	T. Lawrence fumble (A. Epenesa FF; A. Epenesa FR)	2	11-7	BUF-23	End of Half
		T. Lawrence fumble (K. Jonathan FF; T. Dodson FR)	4	11-7	BUF-32	INT
10/15	Indianapolis	T. Lawrence INT (J. Brents)	4	31-13	JAX-40	INT
10/19	at New Orleans	C. Kirk fumble (P. Adebo FF; C. Granderson FR)	1	7-0	NO-41	Punt
10/29	at Pittsburgh	E. Ingram fumble (K. Alexander FF; C. Holcomb FR)	1	6-0	PIT-29	Punt
		T. Lawrence INT (D. Kazee)	2	6-0	PIT-(-5)	FG
		T. Bigsby fumble (N. Herbig FF; K. Neal FR)	3	9-3	PIT-36	Punt
11/12	San Francisco	T. Lawrence fumble (N. Bosa FF; N. Bosa FR)	2	0-10	SF-49	Punt
		T. Lawrence INT (T. Hufanga)	3	3-20	SF-31	Punt
		C. Kirk fumble (A. Thomas FF; A. Thomas FR)	3	3-20	SF-8	TD
		T. Lawrence INT (F. Warner)	4	3-27	SF-38	TD
11/19	Tennessee	None				
11/26	at Houston	T. Lawrence INT (D. Stingley Jr.)	3	13-7	HST-40	TD
12/04	Cincinnati	None				
12/10	at Cleveland	T. Lawrence INT (M. Emerson Jr.)	2	0-14	CLV-25	INT
		T. Lawrence INT (M. Emerson Jr.)	2	7-14	CLV-8	Punt
		P. Washington fumble (A. Walker Jr. FF; A. Walker Jr. FR)	3	7-14	JAX-22	TD
		T. Lawrence INT (G. Newsome II)	4	14-21	JAX-48	TD
12/17	Baltimore	T. Lawrence fumble (A. Maulet FR)	2	0-3	BLT-19	TD
		T. Lawrence fumble (J. Madubuike FF; P. Queen FR)	4	7-20	JAX-19	FG
12/24	at Tampa Bay	T. Lawrence INT (D. White)	1	0-3	TB-34	TD
		T. Lawrence INT (A. Winfield Jr.)	2	0-13	TB-35	TD
		T. Lawrence fumble (Y. Diaby FF; Y. Diaby FR)	3	0-20	JAX-37	TD
		E. Ingram fumble (Z. McCollum FF; A. Winfield Jr. FR)	4	6-30	JAX-34	Downs
12/31	Carolina	None				
01/07	at Tennessee	T. Lawrence INT (T. Edmunds)	2	10-14	JAX-38	TD
		T. Lawrence INT (S. Murphy-Bunting)	2	10-21	TEN-36	Downs



# 2023 TURNOVER CHART

## 2023 REGULAR SEASON - SPECIAL TEAMS/MISC TAKEAWAYS

DATE	OPPONENT	TAKEAWAY	QTR.	SCORE	YD-LINE	RESULT
09/17	Kansas City	T. Jones FR (R. James fumble)	2	0-0	KC-17	FG
11/19	Tennessee	R. Maticcik FR (R. Maticcik FF)	4	27-7	TEN-36	TD

## 2023 REGULAR SEASON - SPECIAL TEAMS/MISC GIVEAWAYS

DATE	OPPONENT	TAKEAWAY	QTR.	SCORE	YD-LINE	RESULT
10/19	at New Orleans	T. Campbell; L. Johnson Jr. FR	1	7-0	JAX-17	FG



# 2023 RED ZONE + OPPONENTS

## JAGUARS 2023 REGULAR SEASON INSIDE 20 EFFICIENCY

		JAGUARS											Drive Ends			Score		
Date	Opponent	Num Drives	TD	PAT	2-Pt.	Miss PAT	FG	FGA	Blk/MFG	INT	Fum	Dwns	Half	Game	Pts	TD%	Pct.	Pts/Poss
09/10	at Indianapolis	3	3	3	0	0	0	0	0	0	0	0	0	0	21	100.0	100.0	7.0
09/17	Kansas City	3	0	0	0	0	2	2	0	0	0	1	0	0	6	0.0	66.7	2.0
09/24	Houston	2	1	1	0	0	1	1	0	0	0	0	0	0	10	50.0	100.0	5.0
10/01	Atlanta	1	0	0	0	0	0	0	0	0	1	0	0	0	0	0.0	0.0	0.0
10/08	at Buffalo	4	2	1	1	0	0	0	0	0	1	0	0	1	15	50.0	50.0	3.8
10/15	Indianapolis	3	2	2	0	0	1	1	0	0	0	0	0	0	17	66.7	100.0	5.7
10/19	at New Orleans	2	2	2	0	0	0	0	0	0	0	0	0	0	14	100.0	100.0	7.0
10/29	at Pittsburgh	3	0	0	0	0	1	1	0	1	1	0	0	0	3	0.0	33.3	1.0
11/12	San Francisco	2	0	0	0	0	1	1	0	0	1	0	0	0	3	0.0	50.0	1.5
11/19	Tennessee	5	3	3	0	0	2	2	0	0	0	0	0	0	27	60.0	100.0	5.4
11/26	at Houston	3	2	1	1	0	0	0	0	0	0	0	1	0	15	66.7	66.7	5.0
12/04	Cincinnati	3	3	3	0	0	0	0	0	0	0	0	0	0	21	100.0	100.0	7.0
12/10	at Cleveland	4	4	3	0	0	0	0	0	0	0	0	0	0	27	100.0	100.0	6.8
12/17	Baltimore	3	0	0	0	0	0	0	0	0	1	1	1	0	0	0.0	0.0	0.0
12/24	at Tampa Bay	3	2	0	0	0	0	0	0	0	1	0	0	0	12	66.7	66.7	4.0
12/31	Carolina	5	1	1	0	0	4	4	0	0	0	0	0	0	19	20.0	100.0	3.8
01/07	at Tennessee	3	1	1	0	0	1	1	0	0	0	1	0	0	10	33.3	66.7	3.3
<b>TOTALS</b>		<b>52</b>	<b>26</b>	<b>21</b>	<b>2</b>	<b>0</b>	<b>13</b>	<b>13</b>	<b>0</b>	<b>1</b>	<b>4</b>	<b>5</b>	<b>2</b>	<b>1</b>	<b>220</b>	<b>50.0</b>	<b>75.0</b>	<b>4.2</b>

## OPPONENT 2023 REGULAR SEASON INSIDE 20 EFFICIENCY

		OPPONENT											Drive Ends			Score		
Date	Opponent	Num Drives	TD	PAT	2-Pt.	Miss PAT	FG	FGA	Blk/MFG	INT	Fum	Dwns	Half	Game	Pts	TD%	Pct.	Pts/Poss
09/10	at Indianapolis	3	1	1	0	0	0	0	0	0	0	2	0	0	7	33.3	33.3	2.3
09/17	Kansas City	4	2	2	0	0	1	1	0	0	0	0	0	1	17	50.0	75.0	4.3
09/24	Houston	5	2	2	0	0	3	3	0	0	0	0	0	0	23	40.0	100.0	4.6
10/01	Atlanta	2	1	1	0	0	0	0	0	0	0	1	0	0	7	50.0	50.0	3.5
10/08	at Buffalo	3	3	2	0	0	0	0	0	0	0	0	0	0	20	100.0	100.0	6.7
10/15	Indianapolis	4	2	2	0	0	1	1	0	1	0	0	0	0	17	50.0	75.0	4.3
10/19	at New Orleans	5	2	1	1	0	2	2	0	0	0	1	0	0	21	40.0	80.0	4.2
10/29	at Pittsburgh	1	0	0	0	0	1	1	0	0	0	0	0	0	3	0.0	100.0	3.0
11/12	San Francisco	4	1	1	0	0	2	2	0	0	0	1	0	0	13	25.0	75.0	3.3
11/19	Tennessee	1	1	1	0	0	0	0	0	0	0	0	0	0	7	100.0	100.0	7.0
11/26	at Houston	3	3	3	0	0	0	0	0	0	0	0	0	0	21	100.0	100.0	7.0
12/04	Cincinnati	3	3	3	0	0	0	0	0	0	0	0	0	0	21	100.0	100.0	7.0
12/10	at Cleveland	1	1	1	0	0	0	0	0	0	0	0	0	0	7	100.0	100.0	7.0
12/17	Baltimore	5	2	2	0	0	3	3	0	0	0	0	0	0	23	40.0	100.0	4.6
12/24	at Tampa Bay	5	2	2	0	0	2	2	0	0	0	0	0	1	20	40.0	80.0	4.0
12/31	Carolina	0	0	0	0	0	0	0	0	0	0	0	0	0	0	0.0	0.0	0.0
01/07	at Tennessee	3	3	3	0	0	0	0	0	0	0	0	0	0	21	100.0	100.0	7.0
<b>TOTALS</b>		<b>52</b>	<b>29</b>	<b>27</b>	<b>1</b>	<b>0</b>	<b>15</b>	<b>15</b>	<b>0</b>	<b>1</b>	<b>0</b>	<b>5</b>	<b>0</b>	<b>2</b>	<b>248</b>	<b>55.8</b>	<b>84.6</b>	<b>4.8</b>





# 2023 GOAL TO GO SITUATIONS + OPPONENTS

## JAGUARS 2023 REGULAR SEASON GOAL-TO-GO

JAGUARS																		
Date	Opponent	Pos	TD	PAT	2-Pt.	Miss PAT	FG	FGA	Blk/MFG	INT	Fum	Dwns	Drive Ends			TD%	Score Pct.	Pts/Poss
09/10	at Indianapolis	1	1	1	0	0	0	0	0	0	0	0	0	0	7	100.0	100.0	7.0
09/17	Kansas City	1	0	0	0	0	1	1	0	0	0	0	0	0	3	0.0	100.0	3.0
09/24	Houston	1	1	1	0	0	0	0	0	0	0	0	0	0	7	100.0	100.0	7.0
10/01	Atlanta	0	0	0	0	0	0	0	0	0	0	0	0	0	0	0.0	0.0	0.0
10/08	at Buffalo	2	2	1	1	0	0	0	0	0	0	0	0	0	15	100.0	100.0	7.5
10/15	Indianapolis	2	2	2	0	0	0	0	0	0	0	0	0	0	14	100.0	100.0	7.0
10/19	at New Orleans	1	1	1	0	0	0	0	0	0	0	0	0	0	7	100.0	100.0	7.0
10/29	at Pittsburgh	1	0	0	0	0	0	0	0	1	0	0	0	0	0	0.0	0.0	0.0
11/12	San Francisco	1	0	0	0	0	0	0	0	0	1	0	0	0	0	0.0	0.0	0.0
11/19	Tennessee	3	3	3	0	0	0	0	0	0	0	0	0	0	21	100.0	100.0	7.0
11/26	at Houston	3	2	1	1	0	0	0	0	0	0	0	1	0	15	66.7	66.7	5.0
12/04	Cincinnati	2	2	2	0	0	0	0	0	0	0	0	0	0	14	100.0	100.0	7.0
12/10	at Cleveland	2	2	1	0	0	0	0	0	0	0	0	0	0	13	100.0	100.0	6.5
12/17	Baltimore	1	0	0	0	0	0	0	0	0	0	0	1	0	0	0.0	0.0	0.0
12/24	at Tampa Bay	2	1	0	0	0	0	0	0	0	0	1	0	0	6	50.0	50.0	3.0
12/31	Carolina	2	1	1	0	0	1	1	0	0	0	0	0	0	10	50.0	100.0	5.0
01/07	at Tennessee	1	0	0	0	0	0	0	0	0	0	1	0	0	0	0.0	0.0	0.0
<b>TOTALS</b>		<b>26</b>	<b>18</b>	<b>14</b>	<b>2</b>	<b>0</b>	<b>2</b>	<b>2</b>	<b>0</b>	<b>1</b>	<b>1</b>	<b>2</b>	<b>2</b>	<b>0</b>	<b>132</b>	<b>69.2</b>	<b>76.9</b>	<b>5.1</b>

## OPPONENT 2023 REGULAR SEASON GOAL-TO-GO

OPPONENT																		
Date	Opponent	Pos	TD	PAT	2-Pt.	Miss PAT	FG	FGA	Blk/MFG	INT	Fum	Dwns	Drive Ends			TD%	Score Pct.	Pts/Poss
09/10	at Indianapolis	2	1	1	0	0	0	0	0	0	0	1	0	0	7	50.0	50.0	3.5
09/17	Kansas City	3	1	1	0	0	1	1	0	0	0	0	0	1	10	33.3	66.7	3.3
09/24	Houston	2	1	1	0	0	1	1	0	0	0	0	0	0	10	50.0	100.0	5.0
10/01	Atlanta	0	0	0	0	0	0	0	0	0	0	0	0	0	0	0.0	0.0	0.0
10/08	at Buffalo	2	2	1	0	0	0	0	0	0	0	0	0	0	13	100.0	100.0	6.5
10/15	Indianapolis	2	2	2	0	0	0	0	0	0	0	0	0	0	14	100.0	100.0	7.0
10/19	at New Orleans	3	1	1	0	0	1	1	0	0	0	1	0	0	10	33.3	66.7	3.3
10/29	at Pittsburgh	1	0	0	0	0	1	1	0	0	0	0	0	0	3	0.0	100.0	3.0
11/12	San Francisco	1	0	0	0	0	0	0	0	0	0	1	0	0	0	0.0	0.0	0.0
11/19	Tennessee	1	1	1	0	0	0	0	0	0	0	0	0	0	7	100.0	100.0	7.0
11/26	at Houston	2	2	2	0	0	0	0	0	0	0	0	0	0	14	100.0	100.0	7.0
12/04	Cincinnati	3	3	3	0	0	0	0	0	0	0	0	0	0	21	100.0	100.0	7.0
12/10	at Cleveland	0	0	0	0	0	0	0	0	0	0	0	0	0	0	0.0	0.0	0.0
12/17	Baltimore	3	2	2	0	0	1	1	0	0	0	0	0	0	17	66.7	100.0	5.7
12/24	at Tampa Bay	3	2	2	0	0	1	1	0	0	0	0	0	0	17	66.7	100.0	5.7
12/31	Carolina	0	0	0	0	0	0	0	0	0	0	0	0	0	0	0.0	0.0	0.0
01/07	at Tennessee	2	2	2	0	0	0	0	0	0	0	0	0	0	14	100.0	100.0	7.0
<b>TOTALS</b>		<b>30</b>	<b>20</b>	<b>19</b>	<b>0</b>	<b>0</b>	<b>6</b>	<b>6</b>	<b>0</b>	<b>0</b>	<b>0</b>	<b>3</b>	<b>0</b>	<b>1</b>	<b>157</b>	<b>66.7</b>	<b>86.7</b>	<b>5.2</b>



# 2023 DRIVE CHARTS

## 2023 REGULAR SEASON

WEEK 1: JAGUARS 31, COLTS 21

SEPTEMBER 10, 2023

JAGUARS													COLTS												
#	RECD	LOST	POSS	OBTAINED	BEGAN	PLAYS	YDS	PEN	NET	1ST	ENDED	GIVEN UP	#	RECD	LOST	POSS	OBTAINED	BEGAN	PLAYS	YDS	PEN	NET	1ST	ENDED	GIVEN UP
1	13:35	12:42	0:53	Punt	JAX 37	3	6	0	6	0	JAX 43	Punt	1	15:00	13:35	1:25	Kickoff	IND 25	3	0	0	0	0	IND 25	Punt
2	10:25	05:18	5:07	Punt	JAX 39	9	61	0	61	4	IND 9	Touchdown	2	12:42	10:25	2:17	Punt	IND 6	3	9	0	9	0	IND 15	Punt
3	14:57	13:08	1:49	Kickoff	JAX 25	4	28	5	33	2	IND 42	Interception	3	05:18	14:57	5:21	Kickoff	IND 25	11	75	0	75	6	JAX 2	Touchdown
4	11:55	10:16	1:39	Downs	JAX 16	3	4	0	4	0	JAX 20	Punt	4	13:08	11:55	1:13	Interception	JAX 25	4	9	0	9	0	JAX 16	Downs
5	08:51	04:56	3:55	Downs	JAX 43	7	57	0	57	3	IND 18	Touchdown	5	10:16	08:51	1:25	Punt	JAX 48	4	11	-5	6	0	JAX 42	Downs
6	04:09	01:03	3:06	Fumble	JAX 32	6	25	0	25	2	IND 43	Punt	6	04:56	04:09	0:47	Kickoff	IND 24	3	26	15	41	2	JAX 41	Fumble
7	15:00	14:00	1:00	Kickoff	JAX 16	3	-1	0	-1	0	JAX 15	Punt	7	01:03	00:00	1:03	Punt	IND 8	3	6	0	6	1	IND 19	End Half
8	11:25	08:31	2:54	Kickoff	JAX 25	8	48	0	48	2	IND 27	Field Goal	8	14:00	11:25	2:35	Punt	IND 37	6	63	0	63	4	JAX 39	Touchdown
9	06:28	04:25	2:03	Punt	JAX 42	4	9	0	9	0	IND 49	Downs	9	08:31	06:28	2:03	Kickoff	IND 25	3	-4	0	-4	0	IND 21	Punt
10	03:10	02:27	0:43	Fumble	JAX 46	1	-10	-10	-20	0	JAX 36	Fumble	10	04:25	03:10	1:15	Downs	IND 49	4	7	0	7	0	JAX 42	Fumble
11	02:27	01:03	1:24	Kickoff	JAX 25	3	7	0	7	0	JAX 32	Punt	11	01:03	14:47	1:16	Punt	IND 27	3	7	-10	-3	0	IND 24	Punt
12	14:47	12:52	1:55	Punt	JAX 43	4	9	0	9	0	IND 48	Downs	12	12:52	10:46	2:06	Downs	IND 48	3	-3	5	2	0		Punt
13	10:46	05:14	5:32	Punt	IND 46	10	46	0	46	5	IND 1	Touchdown	13	05:14	05:00	0:14	Kickoff	IND 25	2	0	0	0	0	IND 25	Interception
14	05:00	04:08	0:52	Interception	IND 44	3	44	0	44	2	IND 26	Touchdown	14	04:08	00:45	3:23	Kickoff	IND 25	17	74	0	74	5	JAX 1	Downs
15	00:45	00:00	0:45	Downs	JAX 1	2	0	0	0	0	JAX 2	End Game													

WEEK 2: JAGUARS 9, CHIEFS 17

SEPTEMBER 17, 2023

JAGUARS													CHIEFS												
#	RECD	LOST	POSS	OBTAINED	BEGAN	PLAYS	YDS	PEN	NET	1ST	ENDED	GIVEN UP	#	RECD	LOST	POSS	OBTAINED	BEGAN	PLAYS	YDS	PEN	NET	1ST	ENDED	GIVEN UP
1	15:00	10:52	4:08	Kickoff	JAX 25	7	29	0	29	2	KC 46	Punt	1	10:52	09:12	1:40	Punt	KC 10	3	9	0	9	0	KC 19	Punt
2	09:12	08:46	0:26	Punt	JAX 31	3	0	5	5	0	JAX 36	Punt	2	08:46	04:16	4:30	Punt	KC 14	9	59	-10	49	3	JAX 37	Punt
3	04:16	14:51	4:25	Punt	JAX 2	7	21	11	32	2	JAX 34	Punt	3	12:59	10:57	2:02	Kickoff	KC 25	5	27	0	27	1	KC 39	Fumble
4	14:51	12:59	1:52	Muffed Punt	KC 17	4	8	-5	3	0	KC 14	Field Goal	4	10:54	09:41	1:13	Fumble	KC 43	2	1	-5	-4	0	KC 39	Interception
5	10:57	10:54	0:03	Fumble	KC 37	1	-5	0	-5	0	KC 37	Fumble	5	04:04	00:27	3:37	Downs		7	55	-5	50	3	JAX 9	Touchdown
6	09:41	04:04	5:37	Interception	JAX 12	11	33	5	38	3	KC 45	Downs	6	15:00	11:30	3:30	Kickoff	KC 19	7	81	0	81	3	JAX 9	Touchdown
7	00:27	00:00	0:27	Kickoff	JAX 25	5	44	0	44	2	KC 31	Field Goal	7	08:25	04:45	3:40	Punt	KC 9	6	31	-18	13	1	KC 22	Punt
8	11:30	08:25	3:05	Kickoff	JAX 25	5	13	0	13	1	JAX 38	Punt	8	03:45	01:59	1:46	Punt	KC 23	3	-6	0	-6	0	KC 17	Punt
9	04:45	03:45	1:00	Punt	JAX 35	3	1	-5	-4	0	JAX 31	Punt	9	13:43	08:10	5:33	Kickoff	KC 25	13	65	-10	55	5	JAX 20	Field Goal
10	01:59	13:43	3:16	Punt	JAX 23	9	63	10	73	3	KC 4	Field Goal	10	04:18	00:00	4:18	Downs	KC 16	10	77	0	77	3	JAX 6	End Game
11	08:10	04:18	3:52	Kickoff	JAX 25	12	59	0	59	5	KC 16	Downs													

WEEK 3: JAGUARS 17, TEXANS 37

SEPTEMBER 24, 2023

JAGUARS													TEXANS												
#	RECD	LOST	POSS	OBTAINED	BEGAN	PLAYS	YDS	PEN	NET	1ST	ENDED	GIVEN UP	#	RECD	LOST	POSS	OBTAINED	BEGAN	PLAYS	YDS	PEN	NET	1ST	ENDED	GIVEN UP
1	13:25	11:32	1:53	Punt	HOU 48	6	18	0	18	1	HOU 30	Missed FG	1	15:00	13:25	1:35	Kickoff	HOU 13	3	5	0	5	0	HOU 18	Punt
2	07:35	04:25	3:10	Kickoff	JAX 25	5	26	-5	21	1	JAX 46	Punt	2	11:32	07:35	3:57	Missed FG	HOU 38	7	62	0	62	3	JAX 1	Touchdown
3	01:43	11:51	4:52	Punt	JAX 17	11	50	0	50	3	HOU 33	Blocked FG	3	04:25	01:43	2:42	Punt	HOU 20	6	35	-5	30	2		Punt
4	07:27	04:55	2:32	Kickoff	JAX 23	4	27	-5	22	1	JAX 45	Punt	4	11:51	07:27	4:24	Blocked FG	JAX 41	7	46	-5	41	3	JAX 4	Touchdown
5	03:54	01:04	2:50	Punt	JAX 31	7	37	0	37	2	HOU 45	Fumble	5	04:55	03:54	1:01	Punt	HOU 15	3	-5	0	0	0	HOU 15	Punt
6	15:00	11:17	3:43	Kickoff	JAX 33	7	52	15	67	5	HOU 1	Touchdown	6	01:04	00:00	1:04	Fumble	HOU 34	9	56	0	56	3	JAX 10	Field Goal
7	09:19	04:35	4:44	Punt	JAX 32	8	53	0	53	2	HOU 15	Field Goal	7	11:17	09:19	1:58	Kickoff	HOU 25	4	12	-10	2	0	HOU 27	Punt
8	04:19	02:20	1:59	Kickoff	JAX 25	5	13	0	13	1	JAX 38	Interception	8	04:35	04:19	0:16	Kickoff	HOU 0	0	0	0	0	0	JAX 0	Touchdown
9	12:36	10:40	1:56	Kickoff	JAX 25	6	75	0	75	3	HOU 26	Touchdown	9	02:20	12:36	4:44	Interception	JAX 49	10	41	0	41	2	JAX 8	Field Goal
10	08:59	06:45	2:14	Kickoff	JAX 25	8	38	-19	19	2	JAX 44	Downs	10	10:40	08:59	1:41	Kickoff	HOU 25	3	75	0	75	1	HOU 32	Touchdown
11	02:10	00:00	2:10	Kickoff	JAX 13	5	15	0	15	1	JAX 27	End Game	11	06:45	02:10	4:35	Downs	JAX 44	7	29	0	29	1	JAX 15	Field Goal

WEEK 4: JAGUARS 23, FALCONS 7

OCTOBER 1, 2023

JAGUARS													FALCONS												
#	RECD	LOST	POSS	OBTAINED	BEGAN	PLAYS	YDS	PEN	NET	1ST	ENDED	GIVEN UP	#	RECD	LOST	POSS	OBTAINED	BEGAN	PLAYS	YDS	PEN	NET	1ST	ENDED	GIVEN UP
1	15:00	11:25	3:35	Kickoff	JAX 25	6	18	0	18	1	JAX 43	Punt	1	11:25	09:33	1:52	Punt	ATL 7	3	9	0	9	0	ATL 16	Punt
2	09:33	05:44	3:49	Punt	JAX 28	8	72	0	72	3	ATL 30	Touchdown	2	05:44	03:23	2:21	Kickoff	ATL 25	3	-4	5	1	0	ATL 26	Punt
3	03:23	14:51	3:32	Punt	JAX 16	8	56	-10	46	2	ATL 38	Field Goal	3	14:51	11:57	2:54	Kickoff	ATL 25	6	6	0	6	1	ATL 31	Punt
4	11:57	10:08	1:49	Punt	JAX 19	3	9	0	9	0	JAX 28	Punt	4	10:08	04:31	5:37	Punt	ATL 13	9	42	0	42	4	JAX 45	Interception
5	04:20	02:20	2:00	Interception	ATL 16	4	4	0	4	0	ATL 7	Downs	5	04:31	04:20	0:11	Kickoff	ATL 25	1	0	0	0	0	ATL 25	Interception
6	00:58	00:00	0:58	Punt	JAX 20	5	15	0	15	1	JAX 42	End Half	6	02:20	00:58	1:22	Downs	ATL 12	6	24	-5	19	1	ATL 31	Punt
7	11:38	07:24	4:14	Kickoff	JAX 25	7	21	0	21	2	JAX 46	Punt	7	15:00	11:38	3:22	Kickoff	ATL 25	8	75	0	75	3	JAX 15	Touchdown
8	02:57	10:36	7:21	Punt	JAX 10	13	75	-10	65	4	ATL 25	Field Goal	8	07:24	02:57	4:27	Punt	ATL 7	8	47	-5	42	3	ATL 49	Punt
9	06:01	01:56	4:05	Downs	JAX 6	10	34	40	74	3	ATL 20	Field Goal	9	10:36	06:01	4:35	Kickoff	ATL 25	10	69	0	69	3	JAX 6	Downs
10	01:28	00:00	1:28	Fumble	ATL 44	3	-4	0	-4	0	ATL 47	End Game	10	01:56	01:28	0:28	Kickoff	ATL 25	3	19	0	19	2	JAX 47	Fumble



# 2023 DRIVE CHARTS

## WEEK 5: JAGUARS 25, BILLS 20 OCTOBER 8, 2023

JAGUARS													BILLS												
#	RECD	LOST	POSS	OBTAINED	BEGAN	PLAYS	YDS	PEN	NET	1ST	ENDED	GIVEN UP	#	RECD	LOST	POSS	OBTAINED	BEGAN	PLAYS	YDS	PEN	NET	1ST	ENDED	GIVEN UP
1	15:00	12:34	2:26	Kickoff	JAX 15	4	25	0	25	1	JAX 40	Punt	1	12:34	11:09	1:25	Punt	BUF 20	3	8	0	8	0	BUF 28	Punt
2	11:09	06:59	4:10	Punt	JAX 27	9	68	5	73	5	BUF 6	Touchdown	2	06:59	05:03	1:56	Kickoff	BUF 25	3	9	0	9	0	BUF 34	Punt
3	05:03	01:13	3:50	Punt	JAX 30	9	44	0	44	2	BUF 26	Field Goal	3	01:13	14:08	2:05	Kickoff	BUF 25	6	18	0	18	1	BUF 43	Punt
4	14:08	10:15	3:53	Punt	JAX 22	8	30	-10	20	2	JAX 42	Punt	4	10:15	07:51	2:24	Punt	BUF 7	4	19	0	19	1	BUF 26	Punt
5	07:51	05:44	2:07	Punt	JAX 21	3	13	-5	8	0	JAX 29	Punt	5	05:44	01:14	4:30	Punt	BUF 14	11	86	0	86	5	JAX 15	Touchdown
6	01:14	00:10	1:04	Kickoff	JAX 25	7	52	0	52	3	BUF 12	Fumble	6	00:10	00:00	0:10	Fumble	BUF 23	1	-1	0	-1	0	BUF 23	End Half
7	13:34	09:30	4:04	Punt	JAX 6	7	25	12	37	3	JAX 43	Punt	7	15:00	13:34	1:26	Kickoff	BUF 25	4	14	0	14	1	BUF 39	Punt
8	07:56	14:49	8:07	Punt	JAX 8	17	63	0	63	5	BUF 24	Fumble	8	09:30	07:56	1:34	Punt	BUF 10	4	48	0	48	1	JAX 42	Punt
9	13:06	07:44	5:22	Interception	JAX 7	10	71	22	93	6	BUF 6	Touchdown	9	14:49	13:06	1:43	Fumble	BUF 32	4	19	-10	9	1	BUF 41	Interception
10	04:03	02:56	1:07	Kickoff	JAX 25	5	75	0	75	2	BUF 35	Touchdown	10	07:44	04:03	3:41	Kickoff	BUF 25	9	81	-6	75	5	JAX 19	Touchdown
11	02:11	00:22	1:49	Kickoff	BUF 49	3	4	0	4	0	BUF 45	Punt	11	02:56	02:11	0:45	Kickoff	BUF 25	4	75	0	75	3	JAX 3	Touchdown
12	00:13	00:00	0:13	Fumble	BUF 18	1	-1	0	-1	0	BUF 18	End Game	12	00:22	00:13	0:09	Punt	BUF 6	1	12	0	12	0	BUF 6	Fumble

## WEEK 6: JAGUARS 37, COLTS 20 OCTOBER 15, 2023

JAGUARS													COLTS												
#	RECD	LOST	POSS	OBTAINED	BEGAN	PLAYS	YDS	PEN	NET	1ST	ENDED	GIVEN UP	#	RECD	LOST	POSS	OBTAINED	BEGAN	PLAYS	YDS	PEN	NET	1ST	ENDED	GIVEN UP
1	06:27	14:17	7:10	Kickoff	JAX 25	13	65	10	75	6	IND 2	Touchdown	1	15:00	06:27	8:33	Kickoff	IND 25	16	65	0	65	5	JAX 10	Field Goal
2	14:10	14:01	0:09	Fumble	IND 22	1	22	0	22	1	IND 22	Touchdown	2	14:17	14:10	0:07	Kickoff	IND 25	1	-6	0	-6	0	IND 25	Fumble
3	12:57	10:42	2:15	Punt	JAX 17	5	25	0	25	1	JAX 42	Punt	3	14:01	12:57	1:04	Kickoff	IND 25	3	3	5	8	0	IND 33	Punt
4	08:08	06:44	1:24	Punt	JAX 34	3	-4	0	-4	0	JAX 30	Punt	4	10:42	08:08	2:34	Punt	IND 16	3	17	-8	9	0	IND 25	Punt
5	04:39	01:40	2:59	Interception	JAX 35	9	65	0	65	4	IND 29	Touchdown	5	06:44	04:39	2:05	Punt	IND 25	5	45	0	45	1	JAX 30	Interception
6	00:06	00:00	0:06	Kickoff	JAX 25	1	-1	0	-1	0	JAX 25	End Half	6	01:40	00:06	1:34	Kickoff	IND 25	9	37	0	37	2	JAX 38	Field Goal
7	15:00	14:33	0:27	Kickoff	JAX 25	3	0	0	0	0	JAX 25	Punt	7	14:33	12:31	2:02	Punt	IND 24	4	13	0	13	1	IND 37	Interception
8	12:31	10:44	1:47	Interception	IND 39	4	14	-5	9	0	IND 30	Field Goal	8	10:44	08:33	2:11	Kickoff	IND 25	3	-2	0	-2	0	IND 23	Punt
9	08:33	03:51	4:42	Punt	JAX 31	9	51	18	69	5	IND 10	Touchdown	9	03:51	14:14	4:37	Kickoff	IND 25	12	75	0	75	4	JAX 2	Touchdown
10	14:14	13:24	0:50	Kickoff	JAX 25	3	6	0	6	0	JAX 31	Interception	10	13:24	11:06	2:18	Interception	JAX 40	6	20	5	25	1	JAX 15	Interception
11	11:06	08:42	2:24	Interception	JAX 20	3	-5	0	-5	0	JAX 15	Punt	11	08:42	07:14	1:28	Punt	IND 28	4	72	0	72	3	JAX 3	Touchdown
12	07:14	04:50	2:24	Kickoff	IND 37	4	6	0	6	0	IND 31	Field Goal	12	04:50	03:19	1:31	Kickoff	IND 25	4	-7	0	-7	0	IND 18	Downs
13	03:19	03:00	0:19	Downs	IND 19	4	-9	-5	-14	0	IND 33	Field Goal	13	03:00	01:45	1:15	Kickoff	IND 25	7	22	0	22	1	IND 47	Downs
14	01:45	00:00	1:45	Downs	IND 47	3	-2	0	-2	0	IND 48	End Game													

## WEEK 7: JAGUARS 31, SAINTS 24 OCTOBER 19, 2023

JAGUARS													SAINTS												
#	RECD	LOST	POSS	OBTAINED	BEGAN	PLAYS	YDS	PEN	NET	1ST	ENDED	GIVEN UP	#	RECD	LOST	POSS	OBTAINED	BEGAN	PLAYS	YDS	PEN	NET	1ST	ENDED	GIVEN UP
1	15:00	09:44	5:16	Kickoff	JAX 25	10	75	0	75	6	NO 2	Touchdown	1	09:44	05:16	4:28	Kickoff	NO 25	11	43	0	43	3	JAX 32	Missed FG
2	05:16	05:02	0:14	Missed FG	JAX 41	1	19	0	19	0	JAX 41	Fumble	2	05:02	03:36	1:26	Fumble	NO 41	3	4	0	4	0	NO 45	Punt
3	01:26	13:09	3:17	Kickoff	JAX 25	7	70	5	75	5	NO 17	Touchdown	3	03:36	01:26	2:10	Muffed Punt	JAX 17	6	12	0	12	1	JAX 5	Field Goal
4	10:43	09:47	0:56	Downs	JAX 45	3	0	0	0	0	JAX 45	Punt	4	13:09	10:43	2:26	Kickoff	NO 25	6	31	0	31	1	JAX 44	Downs
5	07:17	05:41	1:36	Punt	JAX 18	3	7	0	7	0	JAX 25	Punt	5	09:47	07:17	2:30	Punt	NO 13	5	26	15	41	2	JAX 46	Punt
6	01:57	00:32	1:25	Kickoff	JAX 25	10	55	-5	50	3	NO 25	Field Goal	6	05:41	01:57	3:44	Punt	JAX 46	8	29	0	29	1	JAX 17	Field Goal
7	09:49	07:39	2:10	Kickoff	JAX 25	3	14	-5	9	0	JAX 34	Punt	7	00:32	00:00	0:32	Kickoff	NO 25	1	-6	0	-6	0	NO 25	End Half
8	14:21	11:29	2:52	Kickoff	JAX 25	4	14	0	14	1	JAX 39	Punt	8	15:00	09:49	5:11	Kickoff	NO 25	11	62	-10	52	3	JAX 23	Field Goal
9	10:27	07:29	2:58	Punt	JAX 26	6	8	19	27	1	NO 47	Downs	9	07:39	06:47	0:52	Punt	NO 13	3	0	0	0	0	NO 13	Interception
10	06:38	04:30	2:08	Kickoff	JAX 25	5	26	0	26	1	NO 49	Punt	10	06:47	14:21	7:26	Kickoff	NO 25	16	73	2	75	7	JAX 1	Touchdown
11	03:45	03:08	0:37	Punt	NO 46	2	46	0	46	1	NO 44	Touchdown	11	11:29	10:27	1:02	Punt	NO 7	3	5	0	5	0	NO 12	Punt
12	00:21	00:00	0:21	Downs	JAX 7	3	-4	0	-4	0	JAX 4	End Game	12	07:29	06:38	0:51	Downs	NO 47	3	53	0	53	3	JAX 17	Touchdown
13													13	04:30	03:45	0:45	Punt	NO 10	3	6	0	6	0	NO 16	Punt
14													14	03:08	00:21	2:47	Kickoff	NO 25	12	69	0	69	4	JAX 6	Downs

## WEEK 8: JAGUARS 20, STEELERS 10 OCTOBER 29, 2023

JAGUARS													STEELERS												
#	RECD	LOST	POSS	OBTAINED	BEGAN	PLAYS	YDS	PEN	NET	1ST	ENDED	GIVEN UP	#	RECD	LOST	POSS	OBTAINED	BEGAN	PLAYS	YDS	PEN	NET	1ST	ENDED	GIVEN UP
1	14:03	10:47	3:16	Punt	JAX 47	6	19	2	21	1	PIT 32	Field Goal	1	15:00	14:03	0:57	Kickoff	PIT 25	3	-5	0	-5	0	PIT 20	Punt
2	09:23	05:54	3:29	Punt	JAX 32	7	36	0	36	1	PIT 32	Field Goal	2	10:47	09:23	1:24	Kickoff	PIT 25	3	4	0	4	0	PIT 29	Punt
3	04:27	00:23	4:04	Punt	JAX 20	7	38	15	53	3	PIT 18	Fumble	3	05:54	04:27	1:27	Kickoff	PIT 25	3	8	0	8	0	PIT 33	Punt
4	13:35	10:15	3:20	Punt	JAX 37	6	57	0	57	3	PIT 6	Interception	4	00:23	13:35	1:48	Fumble	PIT 29	3	2	0	2	0	PIT 31	Punt
5	03:59	01:04	2:55	Kickoff	JAX 37	9	38	5	43	3	PIT 20	Field Goal	5	10:15	03:59	6:16	Interception	PIT 2	12	61	32	93	5	JAX 5	Field Goal
6	15:00	10:22	4:38	Kickoff	JAX 25	9	39	0	39	3	PIT 35	Fumble	6	01:04	00:00	1:04	Kickoff	PIT 32	6	30	-5	25	2	JAX 43	Missed FG
7	08:57	07:33	1:24	Punt	JAX 30	3	5	0	5	0	JAX 35	Punt	7	10:22	08:57	1:25	Fumble	PIT 36	3	-9	0	-9	0	PIT 27	Punt
8	05:18	05:05	0:13	Punt	JAX 44	2	56	0	56	1	JAX 44	Touchdown	8	07:33	05:18	2:15	Punt	PIT 11	5	16	0	16	1	PIT 27	Punt
9	00:53	10:14	5:39	Kickoff	JAX 27	10	38	-5	33	3	PIT 40	Punt	9	05:05	00:53	4:12	Kickoff	PIT 25	8	75	0	75	4	JAX 22	Touchdown
10	09:20	04:35	4:45	Interception	JAX 41	7	55	-15	40	2	PIT 19	Field Goal	10	10:14	09:20	0:54	Punt	PIT 20	2	2	5	7	0	PIT 27	Interception
11	02:25	01:52	0:33	Downs	PIT 40	3	-4	5	1	0	PIT 39	Punt	11	04:35	02:25	2:10	Kickoff	PIT 25	9	15	0	15	2	PIT 40	Downs
12													12	01:52	00:00	1:52	Punt	PIT 2	9	62	-5	57	3	JAX 41	Interception



# 2023 DRIVE CHARTS

## WEEK 10: JAGUARS 3, 49ERS 34 NOVEMBER 12, 2023

JAGUARS													49ERS												
#	RECD	LOST	POSS	OBTAINED	BEGAN	PLAYS	YDS	PEN	NET	1ST	ENDED	GIVEN UP	#	RECD	LOST	POSS	OBTAINED	BEGAN	PLAYS	YDS	PEN	NET	1ST	ENDED	GIVEN UP
1	15:00	13:39	1:21	Kickoff	JAX 25	3	-1	0	-1	0	JAX 24	Punt	1	13:39	11:34	2:05	Punt	SF 43	4	57	0	57	3	JAX 13	Touchdown
2	11:34	08:59	2:35	Kickoff	JAX 25	3	0	-5	-5	0	JAX 20	Punt	2	08:59	04:21	4:38	Punt	SF 38	10	41	0	41	3	JAX 21	Field Goal
3	04:21	01:31	2:50	Kickoff	JAX 23	6	21	0	21	1	JAX 44	Punt	3	01:31	14:50	1:41	Punt	SF 20	3	13	-10	3	0	SF 23	Punt
4	14:50	13:22	1:28	Punt	JAX 43	4	13	-5	8	1	SF 46	Fumble	4	13:22	11:56	1:26	Fumble	SF 49	3	4	-10	-6	0	SF 43	Punt
5	11:56	04:20	7:36	Punt	JAX 1	14	85	-5	80	5	SF 19	Field Goal	5	04:20	00:00	0:00	Kickoff	SF 22	11	59	2	61	4	JAX 17	Field Goal
6	14:10	10:37	3:33	Kickoff	JAX 25	6	41	0	41	1	SF 34	Interception	6	15:00	14:10	0:50	Kickoff	SF 25	2	75	0	75	1	SF 34	Touchdown
7	08:29	05:17	3:12	Punt	JAX 15	8	63	15	78	3	SF 9	Fumble	7	10:37	08:29	2:08	Interception	SF 43	3	6	0	6	0	SF 49	Punt
8	01:20	14:12	2:08	Kickoff	JAX 23	5	-3	23	20	1	JAX 43	Interception	8	05:17	01:20	3:57	Fumble	SF 19	7	81	0	81	4	JAX 23	Touchdown
9	12:40	11:47	0:53	Kickoff	JAX 25	3	-4	-5	-9	0	JAX 16	Punt	9	14:12	12:40	1:32	Interception	JAX 40	3	40	0	40	2	JAX 22	Touchdown
10	02:56	01:43	1:13	Downs	JAX 5	3	6	0	6	0	JAX 11	Punt	10	11:47	02:56	8:51	Punt	SF 31	13	64	0	64	3	JAX 5	Downs
													11	01:43	00:00	1:43	Punt	SF 35	3	-3	0	-3	0	SF 33	End Game

## WEEK 11: JAGUARS 34, TITANS 14 NOVEMBER 19, 2023

JAGUARS													TITANS												
#	RECD	LOST	POSS	OBTAINED	BEGAN	PLAYS	YDS	PEN	NET	1ST	ENDED	GIVEN UP	#	RECD	LOST	POSS	OBTAINED	BEGAN	PLAYS	YDS	PEN	NET	1ST	ENDED	GIVEN UP
1	12:22	09:19	3:03	Punt	JAX 14	6	19	0	19	1	JAX 33	Punt	1	15:00	12:22	2:38	Kickoff	TEN 25	3	-5	5	0	0	TEN 25	Punt
2	07:41	02:58	4:43	Fumble	JAX 43	8	48	9	57	4	TEN 3	Touchdown	2	09:19	07:41	1:38	Punt	TEN 13	4	45	0	45	2	JAX 38	Fumble
3	08:59	02:43	6:16	Punt	JAX 11	11	50	27	77	4	TEN 12	Field Goal	3	02:58	08:59	8:59	Kickoff	TEN 26	13	30	4	34	3	JAX 40	Punt
4	01:48	00:14	1:34	Punt	JAX 29	11	60	5	65	3	TEN 6	Field Goal	4	02:43	01:48	0:55	Kickoff	TEN 21	3	9	0	9	0	TEN 30	Punt
5	15:00	09:12	5:48	Kickoff	JAX 27	9	73	0	73	4	TEN 9	Touchdown	5	00:14	00:00	0:14	Kickoff	TEN 25	1	-1	0	-1	0	TEN 25	End Half
6	06:51	03:22	3:29	Punt	JAX 20	6	80	0	80	4	TEN 20	Touchdown	6	09:12	06:51	2:21	Kickoff	TEN 18	3	14	-5	9	0	TEN 27	Punt
7	15:00	12:54	2:06	Kickoff	JAX 25	3	5	0	5	0	JAX 30	Punt	7	03:22	00:00	3:22	Kickoff	TEN 25	5	65	10	75	3	JAX 40	Touchdown
8	12:54	07:28	5:26	Fumble	TEN 36	9	36	0	36	3	TEN 5	Touchdown	8	07:28	04:28	3:00	Kickoff	TEN 25	5	75	0	75	4	JAX 2	Touchdown
9	04:28	00:27	4:01	Kickoff	TEN 46	8	18	0	18	1	TEN 28	Downs	9	00:27	00:00	0:27	Downs	TEN 28	1	-1	0	-1	0	TEN 28	End Game

## WEEK 12: JAGUARS 24, TEXANS 21 NOVEMBER 26, 2023

JAGUARS													TEXANS												
#	RECD	LOST	POSS	OBTAINED	BEGAN	PLAYS	YDS	PEN	NET	1ST	ENDED	GIVEN UP	#	RECD	LOST	POSS	OBTAINED	BEGAN	PLAYS	YDS	PEN	NET	1ST	ENDED	GIVEN UP
1	11:48	05:54	5:54	Punt	JAX 13	12	65	0	65	3	HOU 22	Field Goal	1	15:00	11:48	3:12	Kickoff	HOU 25	4	22	-6	16	1	HOU 41	Punt
2	04:24	03:34	0:50	Punt	JAX 45	3	4	0	4	0	JAX 49	Punt	2	05:54	04:24	1:30	Kickoff	HOU 25	3	9	-10	-1	0	HOU 24	Punt
3	14:22	09:43	4:39	Punt	JAX 32	8	64	4	68	4	HOU 1	Touchdown	3	03:34	14:22	4:12	Punt	HOU 9	6	19	-5	14	1	HOU 23	Punt
4	06:37	02:24	4:13	Kickoff	JAX 25	8	50	-5	45	2	HOU 30	Field Goal	4	09:43	06:37	3:06	Kickoff	HOU 25	5	75	0	75	3	JAX 7	Touchdown
5	00:20	00:00	0:20	Missed FG	JAX 40	4	64	-5	59	1	HOU 1	End Half	5	02:24	00:20	2:04	Kickoff	HOU 25	10	44	0	44	3	JAX 31	Missed FG
6	15:00	11:49	3:11	Kickoff	JAX 16	7	41	-5	36	2	HOU 48	Interception	6	11:49	08:10	3:39	Interception	JAX 46	7	46	0	46	3	JAX 1	Touchdown
7	08:10	04:29	3:41	Kickoff	JAX 25	8	56	19	75	4	HOU 1	Touchdown	7	04:29	02:33	1:56	Kickoff	HOU 25	4	16	0	16	1	HOU 41	Punt
8	02:33	11:20	6:13	Punt	JAX 11	10	64	-10	54	4	HOU 35	Field Goal	8	11:20	09:15	2:05	Kickoff	HOU 25	5	21	0	21	1	HOU 46	Downs
9	09:15	07:05	2:10	Downs	HOU 46	6	9	0	9	1	HOU 37	Missed FG	9	07:05	05:15	1:50	Missed FG	HOU 45	5	55	0	55	2	JAX 17	Touchdown
10	05:15	03:01	2:14	Kickoff	JAX 25	5	29	0	29	1	HOU 46	Punt	10	03:01	00:29	2:32	Punt	HOU 11	11	45	5	50	4	JAX 39	Missed FG
11	00:29	00:00	0:29	Missed FG	JAX 48	1	-1	0	-1	0	JAX 48	End Game													

## WEEK 13: JAGUARS 31, BENGALS 34 DECEMBER 4, 2023

JAGUARS													BENGALS												
#	RECD	LOST	POSS	OBTAINED	BEGAN	PLAYS	YDS	PEN	NET	1ST	ENDED	GIVEN UP	#	RECD	LOST	POSS	OBTAINED	BEGAN	PLAYS	YDS	PEN	NET	1ST	ENDED	GIVEN UP
1	10:40	06:51	3:49	Downs	JAX 49	7	51	0	51	4	CIN 4	Touchdown	1	15:00	10:40	4:20	Kickoff	CIN 22	8	14	15	29	2	JAX 44	Downs
2	02:13	01:16	0:57	Missed FG	JAX 47	3	6	0	6	0	CIN 47	Punt	2	06:51	02:13	4:38	Kickoff	CIN 16	7	46	0	46	2	JAX 38	Missed FG
3	12:24	06:24	6:00	Kickoff	JAX 25	10	80	-5	75	5	CIN 22	Touchdown	3	01:16	12:24	3:52	Punt	CIN 8	8	92	0	92	5	JAX 6	Touchdown
4	01:04	00:22	0:42	Kickoff	JAX 25	4	13	0	13	1	JAX 38	Punt	4	06:24	01:04	5:20	Kickoff	CIN 25	12	75	0	75	6	JAX 2	Touchdown
5	15:00	13:21	1:39	Kickoff	JAX 32	3	9	0	9	0	JAX 41	Punt	5	00:22	00:00	0:22	Punt	CIN 25	1	5	0	5	0	CIN 25	End Half
6	11:50	05:26	6:24	Kickoff	JAX 16	12	79	5	84	5	CIN 14	Touchdown	6	13:21	11:50	1:31	Punt	CIN 16	3	84	0	84	1	CIN 24	Touchdown
7	05:16	03:10	2:06	Interception	CIN 9	4	9	0	9	1	CIN 1	Touchdown	7	05:26	05:16	0:10	Kickoff	CIN 25	1	0	0	0	0	CIN 25	Interception
8	00:50	14:43	1:07	Punt	JAX 9	3	7	-10	-3	0	JAX 6	Punt	8	03:10	00:50	2:20	Kickoff	CIN 25	4	33	0	33	1	JAX 42	Punt
9	09:27	04:59	4:28	Kickoff	JAX 25	8	45	0	45	3	CIN 30	Missed FG	9	14:43	09:27	5:16	Punt	JAX 48	9	43	5	48	5	JAX 1	Touchdown
10	02:28	00:26	2:02	Kickoff	JAX 25	9	53	0	53	2	CIN 22	Field Goal	10	04:59	02:28	2:31	Missed FG	CIN 38	7	36	-10	26	1	JAX 36	Field Goal
11	10:00	05:02	4:58	Kickoff	JAX 25	7	26	-10	16	2	JAX 41	Punt	11	00:26	00:00	0:26	Kickoff	CIN 25	3	21	0	21	1	CIN 46	End Half
													12	05:02	01:45	3:17	Punt	CIN 28	12	42	0	42	3	JAX 30	Field Goal





# 2023 DRIVE CHARTS

## WEEK 14: JAGUARS 27, BROWNS 31 DECEMBER 10, 2023

JAGUARS														BROWNS													
#	RECD	LOST	POSS	OBTAINED	BEGAN	PLAYS	YDS	PEN	NET	1ST	ENDED	GIVEN UP	#	RECD	LOST	POSS	OBTAINED	BEGAN	PLAYS	YDS	PEN	NET	1ST	ENDED	GIVEN UP		
1	11:39	09:18	2:21	Kickoff	JAX 16	3	7	0	7	0	JAX 23	Punt	1	15:00	11:39	3:21	Kickoff	CLE 25	6	75	0	75	3	JAX 34	Touchdown		
2	07:48	05:32	2:16	Punt	JAX 16	6	45	-5	40	2	CLE 44	Punt	2	09:18	07:48	1:30	Punt	CLE 31	3	2	0	2	0	CLE 33	Punt		
3	04:20	02:55	1:25	Punt	JAX 18	3	4	0	4	0	JAX 22	Punt	3	05:32	04:20	1:12	Punt	CLE 10	3	0	0	0	0	CLE 10	Punt		
4	01:56	00:05	1:51	Punt	JAX 22	5	12	0	12	1	JAX 34	Punt	4	02:55	01:56	0:59	Punt	CLE 28	3	1	0	1	0	CLE 29	Punt		
5	13:40	13:27	0:13	Kickoff	JAX 22	1	0	0	0	0	JAX 22	Interception	5	00:05	13:40	1:25	Punt	CLE 28	4	72	0	72	3	JAX 30	Touchdown		
6	10:41	07:03	3:38	Interception	JAX 42	6	13	0	13	1	CLE 45	Punt	6	13:27	10:41	2:46	Interception	CLE 25	5	38	0	38	1	JAX 37	Interception		
7	06:53	06:14	0:39	Fumble	CLE 12	2	12	0	12	1	CLE 10	Touchdown	7	07:03	06:53	0:10	Punt	CLE 5	1	17	0	17	0	CLE 5	Fumble		
8	04:01	01:47	2:14	Punt	JAX 44	6	37	-5	32	2	CLE 24	Interception	8	06:14	04:01	2:13	Kickoff	CLE 25	3	18	-20	-2	0	CLE 23	Punt		
9	01:07	00:47	0:20	Punt	JAX 23	3	0	0	0	0	JAX 23	Punt	9	01:47	01:07	0:40	Interception	CLE 19	5	23	-5	18	1	CLE 37	Punt		
10	00:05	00:00	0:05	Punt	JAX 21	1	-1	0	-1	0	JAX 21	End Half	10	00:47	00:05	0:42	Punt	CLE 25	5	20	0	20	1	CLE 45	Punt		
11	15:00	14:04	0:56	Kickoff	JAX 25	3	2	-5	-3	0	JAX 14	Fumble	11	14:04	09:39	4:25	Fumble	JAX 22	7	22	0	22	2	JAX 4	Touchdown		
12	09:39	07:38	2:01	Kickoff	JAX 25	3	0	0	0	0	JAX 25	Punt	12	07:38	07:26	0:12	Punt	CLE 33	2	-4	0	-4	0	CLE 33	Fumble		
13	07:26	04:59	2:27	Fumble	CLE 25	6	25	0	25	3	CLE 1	Touchdown	13	04:59	00:42	4:17	Kickoff	CLE 25	7	31	0	31	2	JAX 44	Punt		
14	00:42	14:10	1:32	Punt	JAX 6	3	9	0	9	0	JAX 15	Interception	14	14:10	12:34	1:36	Interception	JAX 48	4	48	0	48	1	JAX 41	Touchdown		
15	12:34	08:52	3:42	Kickoff	JAX 25	9	60	15	75	4	CLE 19	Touchdown	15	08:52	04:24	4:28	Kickoff	CLE 29	10	29	0	29	2	JAX 42	Punt		
16	04:24	03:30	0:54	Punt	JAX 20	5	18	0	18	1	JAX 38	Downs	16	03:30	03:10	0:20	Downs	JAX 37	4	0	0	0	0	JAX 37	Field Goal		
17	03:10	01:33	1:37	Kickoff	JAX 25	9	50	25	75	5	CLE 2	Touchdown	17	01:33	00:00	1:33	Kickoff	JAX 46	3	-3	0	-3	0	JAX 48	End Game		

## WEEK 15: JAGUARS 7, RAVENS 23 DECEMBER 17, 2023

JAGUARS														RAVENS													
#	RECD	LOST	POSS	OBTAINED	BEGAN	PLAYS	YDS	PEN	NET	1ST	ENDED	GIVEN UP	#	RECD	LOST	POSS	OBTAINED	BEGAN	PLAYS	YDS	PEN	NET	1ST	ENDED	GIVEN UP		
1	15:00	12:12	2:48	Kickoff	JAX 21	6	23	0	23	1	JAX 44	Punt	1	12:12	06:21	5:51	Punt	BAL 11	11	76	-12	64	4	JAX 25	Field Goal		
2	06:21	03:03	3:18	Kickoff	JAX 25	7	43	0	43	2	BAL 32	Missed FG	2	03:03	00:59	2:04	Missed FG	BAL 40	3	-12	0	-12	0	BAL 28	Punt		
3	00:59	13:01	2:58	Punt	JAX 38	8	26	0	26	2	BAL 36	Missed FG	3	13:01	11:37	1:24	Missed FG	BAL 45	3	17	0	17	1	JAX 38	Interception		
4	11:37	05:42	5:55	Interception	JAX 48	10	37	-5	32	2	BAL 23	Fumble	4	05:42	01:12	4:30	Fumble	BAL 40	13	85	-25	60	5	JAX 16	Touchdown		
5	01:12	00:00	1:12	Kickoff	JAX 41	5	52	3	55	3	BAL 5	End Half	5	15:00	10:14	4:46	Kickoff	BAL 25	8	22	-4	18	2	BAL 43	Punt		
6	10:14	07:15	2:59	Punt	JAX 12	5	88	0	88	2	JAX 35	Touchdown	6	07:15	04:14	3:01	Kickoff	BAL 25	7	37	-5	32	3	JAX 43	Punt		
7	04:14	02:15	1:59	Punt	JAX 10	3	7	-16	-9	0	JAX 1	Punt	7	02:15	14:58	2:17	Punt	BAL 42	5	58	0	58	3	JAX 1	Touchdown		
8	14:58	13:32	1:26	Kickoff	JAX 25	3	8	0	8	0	JAX 33	Punt	8	13:32	08:00	5:32	Punt	BAL 24	10	63	6	69	4	JAX 7	Field Goal		
9	08:00	07:36	0:24	Kickoff	JAX 25	3	-6	0	-6	0	JAX 25	Fumble	9	07:36	06:01	1:35	Fumble	JAX 19	4	3	0	3	0	JAX 16	Field Goal		
10	06:01	03:19	2:42	Kickoff	JAX 32	13	55	0	55	4	BAL 13	Downs	10	03:19	00:00	3:19	Downs	BAL 13	8	47	15	62	3	JAX 30	End Game		

## WEEK 16: JAGUARS 12, BUCCANEERS 30 DECEMBER 24, 2023

JAGUARS														BUCCANEERS													
#	RECD	LOST	POSS	OBTAINED	BEGAN	PLAYS	YDS	PEN	NET	1ST	ENDED	GIVEN UP	#	RECD	LOST	POSS	OBTAINED	BEGAN	PLAYS	YDS	PEN	NET	1ST	ENDED	GIVEN UP		
1	07:22	04:00	3:22	Kickoff	JAX 32	7	21	0	21	2	TB 47	Interception	1	15:00	07:22	7:38	Kickoff	TB 25	14	69	0	69	4	JAX 6	Field Goal		
2	12:53	06:20	6:33	Kickoff	JAX 25	11	41	0	41	3	TB 34	Missed FG	2	04:00	12:53	6:07	Interception	TB 44	11	56	0	56	5	JAX 3	Touchdown		
3	02:27	01:34	0:53	Kickoff	JAX 23	4	18	0	18	1	JAX 41	Interception	3	06:20	02:27	3:53	Missed FG	TB 42	9	30	15	45	2	JAX 13	Field Goal		
4	00:45	00:10	0:35	Kickoff	JAX 20	3	-1	0	-1	0	JAX 19	Punt	4	01:34	00:45	0:49	Interception	TB 35	7	70	-5	65	4	JAX 22	Touchdown		
5	15:00	13:33	1:27	Kickoff	JAX 22	3	15	0	15	1	JAX 49	Fumble	5	00:10	00:00	0:10	Punt	TB 22	1	-1	0	-1	0	TB 22	End Half		
6	11:30	09:21	2:09	Kickoff	JAX 25	7	40	-5	35	2	TB 40	Downs	6	13:33	11:30	2:03	Fumble	JAX 37	5	37	0	37	3	JAX 2	Touchdown		
7	03:49	00:50	2:59	Kickoff	JAX 25	10	75	0	75	5	TB 18	Touchdown	7	09:21	03:49	5:32	Downs	TB 40	10	27	0	27	2	JAX 33	Field Goal		
8	13:32	12:58	0:34	Punt	JAX 18	2	15	0	15	0	JAX 20	Fumble	8	00:50	13:32	2:18	Kickoff	TB 25	3	9	-5	4	0	TB 29	Punt		
9	11:30	08:18	3:12	Downs	JAX 27	10	39	15	54	4	TB 19	Downs	9	12:58	11:30	1:28	Fumble	JAX 34	4	13	-5	8	0	JAX 26	Downs		
10	05:45	04:36	1:09	Punt	JAX 49	5	37	14	51	5	TB 1	Touchdown	10	08:18	05:45	2:33	Downs	TB 19	3	-6	0	-6	0	TB 13	Punt		
11	04:36	00:00	4:36	Kickoff	JAX 44	9	31	0	31	2	JAX 12	End Game	11	04:36	00:00	4:36	Kickoff	JAX 44	9	31	0	31	2	JAX 12	End Game		

## WEEK 17: JAGUARS 26, PANTHERS 0 DECEMBER 31, 2023

JAGUARS														PANTHERS													
#	RECD	LOST	POSS	OBTAINED	BEGAN	PLAYS	YDS	PEN	NET	1ST	ENDED	GIVEN UP	#	RECD	LOST	POSS	OBTAINED	BEGAN	PLAYS	YDS	PEN	NET	1ST	ENDED	GIVEN UP		
1	15:00	08:36	6:24	Kickoff	JAX 40	13	43	0	43	3	CAR 17	Field Goal	1	08:36	02:10	6:26	Kickoff	CAR 25	13	44	0	44	3	JAX 21	Downs		
2	02:10	14:46	2:24	Downs	JAX 31	5	18	0	18	1	JAX 49	Punt	2	14:46	13:05	1:41	Punt	CAR 22	3	-8	0	-8	0	CAR 14	Punt		
3	13:05	07:18	5:47	Punt	JAX 38	12	54	0	54	3	CAR 8	Field Goal	3	07:18	04:35	2:43	Kickoff	CAR 25	3	-8	-5	-13	0	CAR 12	Punt		
4	04:35	02:45	1:50	Punt	JAX 40	6	54	0	54	1	CAR 6	Field Goal	4	02:45	01:48	0:57	Kickoff	CAR 25	3	0	0	0	0	CAR 25	Punt		
5	01:48	00:48	1:00	Punt	JAX 27	3	-3	0	-3	0	JAX 24	Punt	5	00:48	00:20	0:28	Punt	CAR 42	3	6	0	6	0	CAR 48	Punt		
6	00:20	00:00	0:20	Punt	JAX 20	1	-1	0	-1	0	JAX 20	End Half	6	15:00	12:47	2:13	Kickoff	CAR 25	3	7	0	7	0	CAR 32	Punt		
7	12:47	11:56	0:51	Punt	JAX 34	2	66	0	66	1	JAX 38	Touchdown	7	11:56	10:24	1:32	Kickoff	CAR 25	3	8	0	8	0	CAR 33	Punt		
8	10:24	03:00	7:24	Punt	JAX 17	12	52	15	67	4	CAR 16	Field Goal	8	03:00	09:53	8:07	Kickoff	CAR 25	14	50	-4	46	3	JAX 29	Downs		
9	09:53	07:24	2:29	Downs	JAX 30	3	7	0	7	0	JAX 37	Punt	9	07:24	06:24	1:00	Punt	CAR 10	4	5	0	5	0	CAR 15	Downs		
10	06:24	04:16	2:08	Downs	CAR 15	4	15	0	15	2	CAR 1	Touchdown	10	04:16	02:52	1:24	Kickoff	CAR 25	4	20	0	20	1	CAR 45	Interception		
11	02:52	00:00	2:52	Interception	CAR 39	5	12	0	12	1	CAR 26	End Game															





# 2023 DRIVE CHARTS

WEEK 18: JAGUARS 20, TITANS 28

JANUARY 7, 2024

JAGUARS													TITANS												
#	RECD	LOST	POSS	OBTAINED	BEGAN	PLAYS	YDS	PEN	NET	1ST	ENDED	GIVEN UP	#	RECD	LOST	POSS	OBTAINED	BEGAN	PLAYS	YDS	PEN	NET	1ST	ENDED	GIVEN UP
1	15:00	09:45	5:15	Kickoff	JAX 25	11	49	0	49	3	TEN 26	Field Goal	1	09:45	05:57	3:48	Kickoff	TEN 25	7	75	0	75	4	JAX 28	Touchdown
2	05:57	03:54	2:03	Kickoff	JAX 28	3	13	-10	3	0	JAX 31	Punt	2	03:54	01:54	2:00	Punt	TEN 26	5	18	-5	13	1	TEN 39	Punt
3	01:54	12:24	4:30	Punt	JAX 12	7	93	-5	88	3	JAX 41	Touchdown	3	12:24	08:27	3:57	Kickoff	TEN 25	8	75	0	75	4	JAX 18	Touchdown
4	08:27	06:33	1:54	Kickoff	JAX 24	3	7	5	12	1	JAX 36	Interception	4	06:33	03:03	3:30	Interception	JAX 36	6	31	5	36	3	JAX 3	Touchdown
5	03:03	01:06	1:57	Kickoff	JAX 20	5	38	-5	33	2	TEN 47	Interception	5	01:06	00:22	0:44	Interception	TEN 38	6	0	0	0	1	TEN 44	Downs
6	00:22	00:00	0:22	Downs	TEN 38	4	26	0	26	2	TEN 12	Field Goal	6	15:00	12:45	2:15	Kickoff	TEN 25	4	75	0	75	2	JAX 6	Touchdown
7	12:45	07:09	5:36	Kickoff	JAX 29	12	33	9	42	3	TEN 33	Downs	7	07:09	05:08	2:01	Downs	TEN 29	3	8	-5	3	0	TEN 32	Punt
8	05:08	14:55	5:13	Punt	JAX 37	10	63	0	63	4	TEN 14	Touchdown	8	14:55	12:09	2:46	Kickoff	TEN 25	5	18	0	18	1	TEN 43	Interception
9	12:09	07:13	4:56	Interception	TEN 28	9	32	-5	27	2	TEN 1	Downs	9	07:13	02:18	4:55	Downs	TEN 1	8	24	5	29	3	TEN 30	Punt
10	02:18	01:47	0:31	Punt	JAX 25	4	8	0	8	0	JAX 33	Downs	10	01:47	00:00	1:47	Downs	JAX 32	3	-3	0	-3	0	JAX 34	End Game



# 2023 DRIVE EFFICIENCY - GAME-BY-GAME

2023 REGULAR SEASON JACKSONVILLE JAGUARS DRIVES ENDED BY...  
(THROUGH WEEK 18)

DATE	TEAMS	DRIVES	3/OUT	TD	FGA	FGM	PNT	DWN	TRN	SAF	CLK	POINTS	PTS/DRV	EFF
9/10	Jacksonville	15	8	4	1	1	5	2	2	0	1	31	2.07	0.333
	@ Indianapolis	14	9	2	0	0	5	3	3	0	1	14	1.00	0.143
9/17	Jacksonville	11	3	0	3	3	5	2	1	0	0	9	0.82	0.273
	vs. Kansas City	10	3	2	1	1	4	0	2	0	1	17	1.70	0.300
9/24	Jacksonville	11	0	2	3	1	2	1	2	0	1	17	1.55	0.273
	vs. Houston	11	3	3	3	3	4	0	0	0	0	30	2.73	0.636
10/1	Jacksonville	10	3	1	3	3	3	1	0	0	2	16	1.60	0.400
	vs. Atlanta	10	3	1	0	0	5	1	3	0	0	7	0.70	0.100
10/8	Jacksonville	12	3	3	1	1	5	0	2	0	1	25	2.08	0.333
	@ Buffalo	12	4	3	0	0	6	0	2	0	1	20	1.67	0.250
10/15	Jacksonville	14	6	4	3	3	4	0	1	0	2	37	2.64	0.500
	vs. Indianapolis	13	5	2	2	2	3	2	4	0	0	20	1.54	0.308
10/19	Jacksonville	12	5	3	1	1	5	1	1	0	1	24	2.00	0.333
	@ New Orleans	14	5	2	4	3	4	2	1	0	1	24	1.71	0.357
10/29	Jacksonville	11	2	1	4	4	3	0	3	0	0	20	1.82	0.455
	@ Pittsburgh	12	6	1	2	1	6	1	2	0	0	10	0.83	0.167
11/12	Jacksonville	10	4	0	1	1	5	0	4	0	0	3	0.30	0.100
	vs. San Francisco	11	4	4	2	2	3	1	0	0	1	34	3.09	0.545
11/19	Jacksonville	9	1	4	2	2	2	1	0	0	0	34	3.78	0.667
	vs. Tennessee	9	5	2	0	0	4	0	1	0	2	14	1.56	0.222
11/26	Jacksonville	11	2	2	4	3	2	0	1	0	2	24	2.18	0.455
	@ Houston	10	1	3	2	0	4	1	0	0	0	21	2.10	0.300
12/4	Jacksonville	11	3	4	2	1	5	0	0	0	0	31	2.82	0.455
	vs. Cincinnati	12	2	4	3	2	1	1	1	0	2	34	2.83	0.500
12/10	Jacksonville	17	8	4	0	0	7	1	4	0	1	27	1.59	0.235
	@ Cleveland	17	7	4	1	1	8	0	3	0	1	31	1.82	0.294
12/17	Jacksonville	10	3	1	2	0	3	1	2	0	1	7	0.70	0.100
	vs. Baltimore	10	1	2	3	3	3	0	1	0	1	23	2.30	0.500
12/24	Jacksonville	10	2	2	1	0	1	2	4	0	0	12	1.20	0.200
	@ Tampa Bay	11	4	3	3	3	2	1	0	0	2	30	2.73	0.545
12/31	Jacksonville	11	3	2	4	4	3	0	0	0	2	26	2.36	0.545
	vs. Carolina	10	7	0	0	0	6	3	1	0	0	0	0.00	0.000
1/7	Jacksonville	10	2	2	2	2	1	3	2	0	0	20	2.00	0.400
	@ Tennessee	10	2	4	0	0	3	1	1	0	1	28	2.80	0.400
<b>TOTALS</b>	<b>JAGUARS</b>	<b>195</b>	<b>58</b>	<b>39</b>	<b>37</b>	<b>30</b>	<b>61</b>	<b>15</b>	<b>29</b>	<b>0</b>	<b>14</b>	<b>363</b>	<b>1.86</b>	<b>0.354</b>
	<b>OPPONENTS</b>	<b>196</b>	<b>71</b>	<b>42</b>	<b>26</b>	<b>21</b>	<b>71</b>	<b>17</b>	<b>25</b>	<b>0</b>	<b>14</b>	<b>357</b>	<b>1.82</b>	<b>0.327</b>



# 2023 INDIVIDUAL STATS: PASSING

## 2023 REGULAR SEASON INDIVIDUAL GAME-BY-GAME STATS

PASSING:														
TREVOR LAWRENCE														
DATE	OPP.	ATT	CMP	YDS	CMP%	Y/A	Y/C	TD	TD%	INT	INT%	LG	SK/YD	RATE
09/10	at Indianapolis	32	24	241	75.0%	7.5	10.0	2	6.3%	1	3.1%	29	2/4	103.8
09/17	Kansas City	41	22	216	53.7%	5.3	9.8	0	0.0%	0	0.0%	45	4/18	68.8
09/24	Houston	40	27	279	67.5%	7.0	10.3	1	2.5%	1	2.5%	28	0/0	85.3
10/01	Atlanta	30	23	207	76.7%	6.9	9.0	1	3.3%	0	0.0%	30t	2/12	105.8
10/08	at Buffalo	37	25	315	67.6%	8.5	12.6	1	2.7%	0	0.0%	32	5/37	102.9
10/15	Indianapolis	30	20	181	66.7%	6.0	9.1	2	6.7%	1	3.3%	29t	3/33	91.1
10/19	at New Orleans	29	20	204	69.0%	7.0	10.2	1	3.4%	0	0.0%	44t	0/0	100.4
10/29	at Pittsburgh	32	24	292	75.0%	9.1	12.2	1	3.1%	1	3.1%	56t	3/21	100.0
11/12	San Francisco	29	17	185	58.6%	6.4	10.9	0	0.0%	2	6.9%	39	5/28	48.8
11/19	Tennessee	32	24	262	75.0%	8.2	10.9	2	6.3%	0	0.0%	34	1/1	119.5
11/26	at Houston	38	23	364	60.5%	9.6	15.8	1	2.6%	1	2.6%	57	0/0	90.2
12/04	Cincinnati	29	22	258	75.9%	8.9	11.7	2	6.9%	0	0.0%	26	2/14	125.4
12/10	at Cleveland	50	28	257	56.0%	5.1	9.2	3	6.0%	3	6.0%	23	4/22	65.2
12/17	Baltimore	43	25	264	58.1%	6.1	10.6	1	2.3%	0	0.0%	65t	1/6	83.9
12/24	at Tampa Bay	29	17	211	58.6%	7.3	12.4	1	3.4%	2	6.9%	25	3/28	64.0
12/31	Carolina													
ON INACTIVE LIST														
01/07	at Tennessee	43	29	280	67.4%	6.5	9.7	2	4.7%	2	4.7%	59t	0/0	81.5
<b>TOTALS</b>		<b>564</b>	<b>370</b>	<b>4,016</b>	<b>65.6%</b>	<b>7.1</b>	<b>10.9</b>	<b>21</b>	<b>3.7%</b>	<b>14</b>	<b>2.5%</b>	<b>65T</b>	<b>35/224</b>	<b>88.5</b>

PASSING:														
C.J. BEATHARD														
DATE	OPP.	ATT	CMP	YDS	CMP%	Y/A	Y/C	TD	TD%	INT	INT%	LG	SK/YD	RATE
09/10	at Indianapolis													
09/17	Kansas City													
09/24	Houston	2	2	9	100.0%	4.5	4.5	0	0.0%	0	0.0%	6	0/0	85.4
10/01	Atlanta													
10/08	at Buffalo													
10/15	Indianapolis	0	0	0	0.0%	0.0	0.0	0	0.0%	0	0.0%	0	0/0	0.0
10/19	at New Orleans													
10/29	at Pittsburgh													
11/12	San Francisco	2	1	5	50.0%	2.5	5.0	0	0.0%	0	0.0%	5	0/0	56.2
11/19	Tennessee	0	0	0	0.0%	0.0	0.0	0	0.0%	0	0.0%	0	0/0	0.0
11/26	at Houston													
12/04	Cincinnati	10	9	63	90.0%	6.3	7.0	0	0.0%	0	0.0%	19	2/2	92.9
12/10	at Cleveland													
12/17	Baltimore													
12/24	at Tampa Bay	15	11	94	73.3%	6.3	8.5	1	6.7%	0	0.0%	15	1/9	111.5
12/31	Carolina	24	17	178	70.8%	7.4	10.5	0	0.0%	0	0.0%	48	3/16	92.0
01/07	at Tennessee													
<b>TOTALS</b>		<b>53</b>	<b>40</b>	<b>349</b>	<b>75.5%</b>	<b>6.6</b>	<b>8.7</b>	<b>1</b>	<b>1.9%</b>	<b>0</b>	<b>0.0%</b>	<b>48</b>	<b>6/27</b>	<b>98.7</b>

PASSING:														
LOGAN COOKE														
DATE	OPP.	ATT	CMP	YDS	CMP%	Y/A	Y/C	TD	TD%	INT	INT%	LG	SK/YD	RATE
09/10	at Indianapolis	0	0	0	0.0%	0.0	0.0	0	0.0%	0	0.0%	0	0/0	0.0
09/17	Kansas City	0	0	0	0.0%	0.0	0.0	0	0.0%	0	0.0%	0	0/0	0.0
09/24	Houston	0	0	0	0.0%	0.0	0.0	0	0.0%	0	0.0%	0	0/0	0.0
10/01	Atlanta	0	0	0	0.0%	0.0	0.0	0	0.0%	0	0.0%	0	0/0	0.0
10/08	at Buffalo	0	0	0	0.0%	0.0	0.0	0	0.0%	0	0.0%	0	0/0	0.0
10/15	Indianapolis	0	0	0	0.0%	0.0	0.0	0	0.0%	0	0.0%	0	0/0	0.0
10/19	at New Orleans	1	1	13	100.0%	13.0	13.0	0	0.0%	0	0.0%	13	0/0	118.8
10/29	at Pittsburgh	0	0	0	0.0%	0.0	0.0	0	0.0%	0	0.0%	0	0/0	0.0
11/12	San Francisco	0	0	0	0.0%	0.0	0.0	0	0.0%	0	0.0%	0	0/0	0.0
11/19	Tennessee	0	0	0	0.0%	0.0	0.0	0	0.0%	0	0.0%	0	0/0	0.0
11/26	at Houston	0	0	0	0.0%	0.0	0.0	0	0.0%	0	0.0%	0	0/0	0.0
12/04	Cincinnati	0	0	0	0.0%	0.0	0.0	0	0.0%	0	0.0%	0	0/0	0.0
12/10	at Cleveland	0	0	0	0.0%	0.0	0.0	0	0.0%	0	0.0%	0	0/0	0.0
12/17	Baltimore	0	0	0	0.0%	0.0	0.0	0	0.0%	0	0.0%	0	0/0	0.0
12/24	at Tampa Bay	0	0	0	0.0%	0.0	0.0	0	0.0%	0	0.0%	0	0/0	0.0
12/31	Carolina	0	0	0	0.0%	0.0	0.0	0	0.0%	0	0.0%	0	0/0	0.0
01/07	at Tennessee	0	0	0	0.0%	0.0	0.0	0	0.0%	0	0.0%	0	0/0	0.0
<b>TOTALS</b>		<b>1</b>	<b>1</b>	<b>13</b>	<b>100.0%</b>	<b>13.0</b>	<b>13.0</b>	<b>0</b>	<b>0.0%</b>	<b>0</b>	<b>0.0%</b>	<b>13</b>	<b>0/0</b>	<b>118.8</b>



# 2023 INDIVIDUAL STATS: PASSING

PASSING:		CHRISTIAN KIRK												
DATE	OPP.	ATT	CMP	YDS	CMP%	Y/A	Y/C	TD	TD%	INT	INT%	LG	SK/YD	RATE
09/10	at Indianapolis	0	0	0	0.0%	0.0	0.0	0	0.0%	0	0.0%	0	0/0	0.0
09/17	Kansas City	1	1	-1	100.0%	-1.0	-1.0	0	0.0%	0	0.0%	-1	0/0	79.2
09/24	Houston	0	0	0	0.0%	0.0	0.0	0	0.0%	0	0.0%	0	0/0	0.0
10/01	Atlanta	0	0	0	0.0%	0.0	0.0	0	0.0%	0	0.0%	0	0/0	0.0
10/08	at Buffalo	0	0	0	0.0%	0.0	0.0	0	0.0%	0	0.0%	0	0/0	0.0
10/15	Indianapolis	0	0	0	0.0%	0.0	0.0	0	0.0%	0	0.0%	0	0/0	0.0
10/19	at New Orleans	0	0	0	0.0%	0.0	0.0	0	0.0%	0	0.0%	0	0/0	0.0
10/29	at Pittsburgh	0	0	0	0.0%	0.0	0.0	0	0.0%	0	0.0%	0	0/0	0.0
11/12	San Francisco	1	0	0	0.0%	0.0	0.0	0	0.0%	0	0.0%	0	0/0	39.6
11/19	Tennessee	0	0	0	0.0%	0.0	0.0	0	0.0%	0	0.0%	0	0/0	0.0
11/26	at Houston	0	0	0	0.0%	0.0	0.0	0	0.0%	0	0.0%	0	0/0	0.0
12/04	Cincinnati	0	0	0	0.0%	0.0	0.0	0	0.0%	0	0.0%	0	0/0	0.0
12/10	at Cleveland	INJURED RESERVE												
12/17	Baltimore	INJURED RESERVE												
12/24	at Tampa Bay	INJURED RESERVE												
12/31	Carolina	INJURED RESERVE												
01/07	at Tennessee	ON INACTIVE LIST												
<b>TOTALS</b>		<b>2</b>	<b>1</b>	<b>-1</b>	<b>50.0%</b>	<b>-0.5</b>	<b>-1.0</b>	<b>0</b>	<b>0.0%</b>	<b>0</b>	<b>0.0%</b>	<b>0</b>	<b>0/0</b>	<b>56.3</b>



# 2023 INDIVIDUAL STATS: RUSHING

## 2023 REGULAR SEASON INDIVIDUAL GAME-BY-GAME STATS

RUSHING:		TRAVIS ETIENNE JR.					TREVOR LAWRENCE					TANK BIGSBY				
DATE	OPP.	NO.	YDS	AVG	LG	TD	NO.	YDS	AVG	LG	TD	NO.	YDS	AVG	LG	TD
09/10	at Indianapolis	18	77	4.3	26t	1	7	21	3.0	11	0	7	13	1.9	4	1
09/17	Kansas City	12	40	3.3	9	0	5	26	5.2	18	0	0	0	0.0	--	0
09/24	Houston	19	88	4.6	16	0	3	12	4.0	8	0	2	10	5.0	9	1
10/01	Atlanta	20	55	2.8	7	0	8	42	5.3	22	0	3	10	3.3	6	0
10/08	at Buffalo	26	136	5.2	35t	2	7	31	4.4	11	0	3	8	2.7	7	0
10/15	Indianapolis	18	55	3.1	22t	2	3	15	5.0	8	0	3	2	0.7	3	0
10/19	at New Orleans	14	53	3.8	17t	2	8	59	7.4	26	0	2	2	1.0	2	0
10/29	at Pittsburgh	24	79	3.3	13	0	1	10	10.0	10	0	3	9	3.0	9	0
11/12	San Francisco	9	35	3.9	16	0	2	7	3.5	4	0	3	5	1.7	3	0
11/19	Tennessee	14	52	3.7	11	0	5	17	3.4	9t	2	9	21	2.3	6	0
11/26	at Houston	20	56	2.8	20	0	2	0	0.0	1t	1	1	6	6.0	6	0
12/04	Cincinnati	11	45	4.1	13	1	5	8	1.6	2	1	0	0	0.0	--	0
12/10	at Cleveland	14	35	2.5	16	1	3	11	3.7	7	0	0	0	0.0	--	0
12/17	Baltimore	10	31	3.1	7	0	4	41	10.3	13	0	1	-2	-2.0	-2	0
12/24	at Tampa Bay	6	12	2.0	4	0	4	29	7.3	15	0	0	0	0.0	--	0
12/31	Carolina	16	102	6.4	62t	2	ON INACTIVE LIST					10	32	3.2	12	0
01/07	at Tennessee	16	57	3.6	12	0	3	10	3.3	8	0	3	16	5.3	8	0
<b>TOTALS</b>		<b>267</b>	<b>1,008</b>	<b>3.8</b>	<b>62T</b>	<b>11</b>	<b>70</b>	<b>339</b>	<b>4.8</b>	<b>26</b>	<b>4</b>	<b>50</b>	<b>132</b>	<b>2.6</b>	<b>12</b>	<b>2</b>

RUSHING:		D'ERNEST JOHNSON					C.J. BEATHARD					CALVIN RIDLEY				
DATE	OPP.	NO.	YDS	AVG	LG	TD	NO.	YDS	AVG	LG	TD	NO.	YDS	AVG	LG	TD
09/10	at Indianapolis	1	-4	-4.0	-4	0	DID NOT PLAY (NON-INJURY)					0	0	0.0	--	0
09/17	Kansas City	1	8	8.0	8	0	DID NOT PLAY (NON-INJURY)					0	0	0.0	--	0
09/24	Houston	3	6	2.0	3	0	0	0	0.0	--	0	0	0	0.0	--	0
10/01	Atlanta	1	-2	-2.0	-2	0	DID NOT PLAY (NON-INJURY)					0	0	0.0	--	0
10/08	at Buffalo	0	0	0.0	--	0	DID NOT PLAY (NON-INJURY)					2	14	7.0	11	0
10/15	Indianapolis	1	19	19.0	19	0	3	-2	-0.7	--	0	1	-4	-4.0	-4	0
10/19	at New Orleans	0	0	0.0	--	0	DID NOT PLAY (NON-INJURY)					1	0	0.0	--	0
10/29	at Pittsburgh	2	8	4.0	4	0	DID NOT PLAY (NON-INJURY)					0	0	0.0	--	0
11/12	San Francisco	3	12	4.0	5	0	0	0	0.0	--	0	0	0	0.0	--	0
11/19	Tennessee	7	20	2.9	9	0	0	0	0.0	--	0	1	18	18.0	18	0
11/26	at Houston	7	19	2.7	7	0	DID NOT PLAY (NON-INJURY)					0	0	0.0	--	0
12/04	Cincinnati	5	4	0.8	4	0	1	7	7.0	7	0	3	7	2.3	10	0
12/10	at Cleveland	3	12	4.0	6	0	DID NOT PLAY (NON-INJURY)					0	0	0.0	--	0
12/17	Baltimore	2	5	2.5	4	0	DID NOT PLAY (NON-INJURY)					0	0	0.0	--	0
12/24	at Tampa Bay	1	2	2.0	2	0	1	6	6.0	6	0	1	-12	-12.0	-12	0
12/31	Carolina	3	0	0.0	1	0	3	24	8.0	19	0	0	0	0.0	--	0
01/07	at Tennessee	1	-1	-1.0	-1	0	DID NOT PLAY (NON-INJURY)					0	0	0.0	--	0
<b>TOTALS</b>		<b>41</b>	<b>108</b>	<b>2.6</b>	<b>19</b>	<b>0</b>	<b>8</b>	<b>35</b>	<b>4.4</b>	<b>19</b>	<b>0</b>	<b>9</b>	<b>23</b>	<b>2.6</b>	<b>18</b>	<b>0</b>

RUSHING:		CHRISTIAN KIRK					JAMAL AGNEW					
DATE	OPP.	NO.	YDS	AVG	LG	TD	NO.	YDS	AVG	LG	TD	
09/10	at Indianapolis	0	0	0.0	--	0	2	-2	-1.0	--	0	
09/17	Kansas City	0	0	0.0	--	0	0	0	0.0	--	0	
09/24	Houston	0	0	0.0	--	0	0	0	0.0	--	0	
10/01	Atlanta	0	0	0.0	--	0	ON INACTIVE LIST					
10/08	at Buffalo	1	6	6.0	6	0	1	1	1.0	1	0	
10/15	Indianapolis	0	0	0.0	--	0	0	0	0.0	--	0	
10/19	at New Orleans	0	0	0.0	--	0	1	-1	-1.0	-1	0	
10/29	at Pittsburgh	0	0	0.0	--	0	0	0	0.0	--	0	
11/12	San Francisco	0	0	0.0	--	0	0	0	0.0	--	0	
11/19	Tennessee	0	0	0.0	--	0	INJURED RESERVE					
11/26	at Houston	0	0	0.0	--	0	INJURED RESERVE					
12/04	Cincinnati	0	0	0.0	--	0	INJURED RESERVE					
12/10	at Cleveland		INJURED RESERVE					INJURED RESERVE				
12/17	Baltimore		INJURED RESERVE					0	0	0.0	--	0
12/24	at Tampa Bay		INJURED RESERVE					0	0	0.0	--	0
12/31	Carolina		INJURED RESERVE					0	0	0.0	--	0
01/07	at Tennessee		ON INACTIVE LIST					INJURED RESERVE				
<b>TOTALS</b>		<b>1</b>	<b>6</b>	<b>6.0</b>	<b>6</b>	<b>0</b>	<b>4</b>	<b>-2</b>	<b>-0.5</b>	<b>1</b>	<b>0</b>	





# 2023 INDIVIDUAL STATS: RECEIVING

2023 REGULAR SEASON INDIVIDUAL GAME-BY-GAME STATS

RECEIVING:		CALVIN RIDLEY					EVAN ENGRAM					CHRISTIAN KIRK				
DATE	OPP.	NO.	YDS	AVG	LG	TD	NO.	YDS	AVG	LG	TD	NO.	YDS	AVG	LG	TD
09/10	at Indianapolis	8	101	12.6	29	1	5	49	9.8	26	0	1	9	9.0	9	0
09/17	Kansas City	2	32	16.0	26	0	6	57	9.5	17	0	11	110	10.0	45	0
09/24	Houston	3	40	13.3	21	0	7	67	9.6	28	0	4	54	13.5	26t	1
10/01	Atlanta	2	38	19.0	30t	1	7	59	8.4	19	0	8	84	10.5	30	0
10/08	at Buffalo	7	122	17.4	32	0	4	28	7.0	9	0	6	78	13.0	30	0
10/15	Indianapolis	4	30	7.5	10	0	7	41	5.9	19	0	3	49	16.3	29t	1
10/19	at New Orleans	1	5	5.0	5	0	5	45	9.0	21	0	6	90	15.0	44t	1
10/29	at Pittsburgh	6	83	13.8	27	0	10	88	8.8	34	0	4	46	11.5	29	0
11/12	San Francisco	2	20	10.0	11	0	4	12	3.0	6	0	6	104	17.3	39	0
11/19	Tennessee	7	103	14.7	34	2	4	29	7.3	13	0	3	48	16.0	20	0
11/26	at Houston	5	89	17.8	45	1	5	49	9.8	21	0	4	89	22.3	57	0
12/04	Cincinnati	4	26	6.5	21	0	9	82	9.1	22t	1	1	26	26.0	26	0
12/10	at Cleveland	4	53	13.3	16	0	11	95	8.6	23	2	INJURED RESERVE				
12/17	Baltimore	5	39	7.8	13	0	4	28	7.0	11	0	INJURED RESERVE				
12/24	at Tampa Bay	6	90	15.0	25	2	10	95	9.5	14	0	INJURED RESERVE				
12/31	Carolina	4	39	9.8	14	0	6	60	10.0	22	0	INJURED RESERVE				
01/07	at Tennessee	6	106	17.7	59t	1	10	79	7.9	17	1	ON INACTIVE LIST				
<b>TOTALS</b>		<b>76</b>	<b>1,016</b>	<b>13.4</b>	<b>59T</b>	<b>8</b>	<b>114</b>	<b>963</b>	<b>8.4</b>	<b>34</b>	<b>4</b>	<b>57</b>	<b>787</b>	<b>13.8</b>	<b>57</b>	<b>3</b>

RECEIVING:		TRAVIS ETIENNE JR.					ZAY JONES					JAMAL AGNEW				
DATE	OPP.	NO.	YDS	AVG	LG	TD	NO.	YDS	AVG	LG	TD	NO.	YDS	AVG	LG	TD
09/10	at Indianapolis	5	27	5.4	10	0	5	55	11.0	18t	1	0	0	0.0	--	0
09/17	Kansas City	2	2	1.0	3	0	0	0	0.0	--	0	1	5	5.0	5	0
09/24	Houston	4	50	12.5	18	0	ON INACTIVE LIST					4	49	12.3	14	0
10/01	Atlanta	3	17	5.7	8	0	ON INACTIVE LIST					ON INACTIVE LIST				
10/08	at Buffalo	4	48	12.0	22	0	3	23	7.7	10	1	0	0	0.0	--	0
10/15	Indianapolis	3	28	9.3	13	0	ON INACTIVE LIST					0	0	0.0	--	0
10/19	at New Orleans	3	24	8.0	15	0	INACTIVE					4	36	9.0	14	0
10/29	at Pittsburgh	3	70	23.3	56t	1	ON INACTIVE LIST					0	0	0.0	--	0
11/12	San Francisco	2	9	4.5	5	0	ON INACTIVE LIST					0	0	0.0	--	0
11/19	Tennessee	3	7	2.3	5	0	4	20	5.0	8	0	INJURED RESERVE				
11/26	at Houston	4	30	7.5	12	0	1	10	10.0	10	0	INJURED RESERVE				
12/04	Cincinnati	4	34	8.5	19	0	5	78	15.6	24	0	INJURED RESERVE				
12/10	at Cleveland	4	37	9.3	18	0	5	29	5.8	12	0	INJURED RESERVE				
12/17	Baltimore	4	28	7.0	13	0	5	59	11.8	36	0	2	70	35.0	65t	1
12/24	at Tampa Bay	3	19	6.3	11	0	ON INACTIVE LIST					1	12	12.0	12	0
12/31	Carolina	2	16	8.0	8	0	ON INACTIVE LIST					2	53	26.5	48	0
01/07	at Tennessee	5	30	6.0	13	0	6	47	7.8	11	0	INJURED RESERVE				
<b>TOTALS</b>		<b>58</b>	<b>476</b>	<b>8.2</b>	<b>56T</b>	<b>1</b>	<b>34</b>	<b>321</b>	<b>9.4</b>	<b>36</b>	<b>2</b>	<b>14</b>	<b>225</b>	<b>16.1</b>	<b>65T</b>	<b>1</b>

RECEIVING:		LUKE FARRELL					D'ERNEST JOHNSON					PARKER WASHINGTON				
DATE	OPP.	NO.	YDS	AVG	LG	TD	NO.	YDS	AVG	LG	TD	NO.	YDS	AVG	LG	TD
09/10	at Indianapolis	0	0	0.0	--	0	0	0	0.0	--	0	ON INACTIVE LIST				
09/17	Kansas City	0	0	0.0	--	0	1	9	9.0	9	0	ON INACTIVE LIST				
09/24	Houston	1	4	4.0	4	0	2	6	3.0	6	0	ON INACTIVE LIST				
10/01	Atlanta	2	10	5.0	7	0	0	0	0.0	--	0	0	0	0.0	--	0
10/08	at Buffalo	1	16	16.0	16	0	0	0	0.0	--	0	INJURED RESERVE				
10/15	Indianapolis	0	0	0.0	--	0	0	0	0.0	--	0	INJURED RESERVE				
10/19	at New Orleans	0	0	0.0	--	0	0	0	0.0	--	0	INJURED RESERVE				
10/29	at Pittsburgh	1	5	5.0	5	0	0	0	0.0	--	0	INJURED RESERVE				
11/12	San Francisco	0	0	0.0	--	0	2	28	14.0	15	0	INJURED RESERVE				
11/19	Tennessee	2	21	10.5	14	0	1	34	34.0	34	0	0	0	0.0	--	0
11/26	at Houston	3	55	18.3	42	0	1	42	42.0	42	0	0	0	0.0	--	0
12/04	Cincinnati	1	9	9.0	9	0	1	5	5.0	5	0	6	61	10.2	18	1
12/10	at Cleveland	0	0	0.0	--	0	2	16	8.0	10	0	2	27	13.5	19t	1
12/17	Baltimore	1	28	28.0	28	0	0	0	0.0	--	0	4	12	3.0	6	0
12/24	at Tampa Bay	0	0	0.0	--	0	0	0	0.0	--	0	2	19	9.5	13	0
12/31	Carolina	1	7	7.0	7	0	0	0	0.0	--	0	1	2	2.0	2	0
01/07	at Tennessee	0	0	0.0	--	0	0	0	0.0	--	0	1	11	11.0	11	0
<b>TOTALS</b>		<b>13</b>	<b>155</b>	<b>11.9</b>	<b>42</b>	<b>0</b>	<b>10</b>	<b>140</b>	<b>14.0</b>	<b>42</b>	<b>0</b>	<b>16</b>	<b>132</b>	<b>8.3</b>	<b>19T</b>	<b>2</b>



# 2023 INDIVIDUAL STATS: RECEIVING

RECEIVING:		TIM JONES					ELIJAH COOKS					BRENTON STRANGE				
DATE	OPP.	NO.	YDS	AVG	LG	TD	NO.	YDS	AVG	LG	TD	NO.	YDS	AVG	LG	TD
09/10	at Indianapolis	0	0	0.0	--	0	ON INACTIVE LIST					0	0	0.0	--	0
09/17	Kansas City	0	0	0.0	--	0	ON INACTIVE LIST					0	0	0.0	--	0
09/24	Houston	2	11	5.5	6	0	ON INACTIVE LIST					2	7	3.5	4	0
10/01	Atlanta	1	-1	-1.0	-1	0	ON INACTIVE LIST					0	0	0.0	--	0
10/08	at Buffalo	0	0	0.0	--	0	ON INACTIVE LIST					0	0	0.0	--	0
10/15	Indianapolis	0	0	0.0	--	0	0	0	0.0	--	0	2	27	13.5	17	1
10/19	at New Orleans	2	17	8.5	13	0	0	0	0.0	--	0	0	0	0.0	--	0
10/29	at Pittsburgh	0	0	0.0	--	0	0	0	0.0	--	0	0	0	0.0	--	0
11/12	San Francisco	2	17	8.5	12	0	0	0	0.0	--	0	0	0	0.0	--	0
11/19	Tennessee	0	0	0.0	--	0	ON INACTIVE LIST					0	0	0.0	--	0
11/26	at Houston	0	0	0.0	--	0	ON INACTIVE LIST					0	0	0.0	--	0
12/04	Cincinnati	0	0	0.0	--	0	ON INACTIVE LIST					ON INACTIVE LIST				
12/10	at Cleveland	0	0	0.0	--	0	0	0	0.0	--	0	ON INACTIVE LIST				
12/17	Baltimore	0	0	0.0	--	0	0	0	0.0	--	0	ON INACTIVE LIST				
12/24	at Tampa Bay	3	32	10.7	15	0	3	38	12.7	23	0	0	0	0.0	--	0
12/31	Carolina	0	0	0.0	--	0	0	0	0.0	--	0	1	1	1.0	1	0
01/07	at Tennessee	1	7	7.0	7	0	0	0	0.0	--	0	0	0	0.0	--	0
<b>TOTALS</b>		<b>11</b>	<b>83</b>	<b>7.5</b>	<b>15</b>	<b>0</b>	<b>3</b>	<b>38</b>	<b>12.7</b>	<b>23</b>	<b>0</b>	<b>5</b>	<b>35</b>	<b>7.0</b>	<b>17</b>	<b>1</b>

RECEIVING:		TANK BIGSBY				
DATE	OPP.	NO.	YDS	AVG	LG	TD
09/10	at Indianapolis	0	0	0.0	--	0
09/17	Kansas City	0	0	0.0	--	0
09/24	Houston	0	0	0.0	--	0
10/01	Atlanta	0	0	0.0	--	0
10/08	at Buffalo	0	0	0.0	--	0
10/15	Indianapolis	1	6	6.0	6	0
10/19	at New Orleans	0	0	0.0	--	0
10/29	at Pittsburgh	0	0	0.0	--	0
11/12	San Francisco	0	0	0.0	--	0
11/19	Tennessee	0	0	0.0	--	0
11/26	at Houston	0	0	0.0	--	0
12/04	Cincinnati	0	0	0.0	--	0
12/10	at Cleveland	0	0	0.0	--	0
12/17	Baltimore	0	0	0.0	--	0
12/24	at Tampa Bay	0	0	0.0	--	0
12/31	Carolina	0	0	0.0	--	0
01/07	at Tennessee	0	0	0.0	--	0
<b>TOTALS</b>		<b>1</b>	<b>6</b>	<b>6.0</b>	<b>6</b>	<b>0</b>



# 2023 INDIVIDUAL STATS: DEFENSIVE

## 2023 REGULAR SEASON INDIVIDUAL DEFENSIVE GAME-BY-GAME STATS

DATE	OPP.	FOYESADE OLUOKUN										DEVIN LLOYD										RAYSHAWN JENKINS																
		S	A	TK	TFL	TFLY	SK	SKY	INT	FR	FF	PR	PD	S	A	TK	TFL	TFLY	SK	SKY	INT	FR	FF	PR	PD	S	A	TK	TFL	TFLY	SK	SKY	INT	FR	FF	PR	PD	
09/10	at Indianapolis	8	5	13	0	0	0.0	0.0	0	0	0	0	1	1	1	2	3	0	0	0.0	0.0	0	1	0	0	0	0	5	0	5	1	3	0.0	0.0	0	0	0	0
09/17	Kansas City	6	4	10	0	0	0.0	0.0	0	1	0	0	0	0	5	6	11	0	0	0.0	0.0	0	0	0	0	0	2	6	2	8	0	0	0.0	0.0	0	0	0	0
09/24	Houston	8	6	14	0	0	0.0	0.0	0	0	0	0	0	0	2	3	5	0	0	0.0	0.0	0	0	0	0	0	1	6	1	7	1	3	0.0	0.0	0	0	0	0
10/01	Atlanta	8	1	9	3	9	0.0	0.0	0	1	0	0	0	0	ON INACTIVE LIST										2	0	2	0	0	0.0	0.0	0	0	0	0			
10/08	at Buffalo	4	2	6	0	0	0.0	0.0	0	0	0	1	0	0	ON INACTIVE LIST										5	0	5	1	6	0.0	0.0	0	0	0	0			
10/15	Indianapolis	10	5	15	1	1	0.0	0.0	0	0	0	0	2	2	7	2	9	0	0	0.0	0.0	0	0	0	0	0	2	3	5	8	0	0	0.0	0.0	1	0	0	0
10/19	at New Orleans	9	5	14	0	0	0.0	0.0	1	0	0	0	2	2	5	6	11	0	0	0.0	0.0	0	0	0	0	0	1	3	6	9	0	0	0.0	0.0	0	0	0	0
10/29	at Pittsburgh	9	2	11	0	0	0.0	0.0	0	0	1	1	0	0	7	2	9	0	0	0.0	0.0	0	0	0	0	0	0	3	0	3	0	0	0.0	0.0	0	0	0	0
11/12	San Francisco	6	3	9	3	11	2.0	9.0	0	0	0	2	0	0	7	3	10	0	0	0.0	0.0	0	0	0	0	0	0	3	2	5	0	0	0.0	0.0	0	0	0	0
11/19	Tennessee	1	5	6	0	0	0.5	4.0	0	1	0	1	0	0	5	6	11	0	0	0.0	0.0	0	0	0	0	0	0	1	2	3	0	0	0.0	0.0	0	0	0	0
11/26	at Houston	8	3	11	0	0	0.0	0.0	0	0	0	0	0	0	6	2	8	1	1	0.0	0.0	0	0	0	0	0	1	5	4	9	0	0	0.0	0.0	0	0	0	0
12/04	Cincinnati	8	5	13	0	0	0.0	0.0	0	0	0	1	0	0	8	3	11	0	0	0.0	0.0	0	0	0	0	0	0	5	2	7	1	1	0.0	0.0	0	0	0	0
12/10	at Cleveland	5	2	7	1	0	0.0	0.0	0	0	0	0	0	0	4	7	11	0	0	0.0	0.0	0	1	0	0	0	0	5	1	6	0	0	0.0	0.0	0	0	0	0
12/17	Baltimore	8	2	10	0	0	0.0	0.0	0	0	0	1	0	0	8	3	11	0	0	0.0	0.0	0	0	0	0	0	0	4	2	6	1	8	1.0	8.0	1	0	0	1
12/24	at Tampa Bay	7	5	12	0	0	0.0	0.0	0	0	0	1	0	0	3	2	5	1	2	0.0	0.0	0	0	0	0	0	0	3	4	7	0	0	0.0	0.0	0	0	0	0
12/31	Carolina	3	3	6	0	0	0.0	0.0	0	0	0	1	1	3	3	6	0	0	0.0	0.0	0	0	0	0	0	0	0	3	3	0	0	0.0	0.0	0	0	0	0	
01/07	at Tennessee	3	4	7	0	0	0.0	0.0	0	0	0	0	0	0	4	2	6	0	0	0.0	0.0	0	0	0	1	0	0	7	0	7	2	2	0.0	0.0	0	0	0	0
<b>TOTALS</b>		<b>111</b>	<b>62</b>	<b>173</b>	<b>8</b>	<b>21</b>	<b>2.5</b>	<b>13.0</b>	<b>1</b>	<b>3</b>	<b>1</b>	<b>10</b>	<b>6</b>	<b>75</b>	<b>52</b>	<b>127</b>	<b>2</b>	<b>3</b>	<b>0.0</b>	<b>0.0</b>	<b>0</b>	<b>2</b>	<b>0</b>	<b>1</b>	<b>7</b>	<b>66</b>	<b>34</b>	<b>100</b>	<b>7</b>	<b>23</b>	<b>1.0</b>	<b>8.0</b>	<b>2</b>	<b>0</b>	<b>0</b>	<b>1</b>	<b>9</b>	

DATE	OPP.	DARIOUS WILLIAMS										JOSH HINES-ALLEN										TYSON CAMPBELL																
		S	A	TK	TFL	TFLY	SK	SKY	INT	FR	FF	PR	PD	S	A	TK	TFL	TFLY	SK	SKY	INT	FR	FF	PR	PD	S	A	TK	TFL	TFLY	SK	SKY	INT	FR	FF	PR	PD	
09/10	at Indianapolis	1	0	1	0	0	0.0	0.0	0	0	0	0	0	1	7	3	10	3	6	3.0	3.0	0	0	0	2	0	6	0	6	0	0	0.0	0.0	1	0	1	0	1
09/17	Kansas City	4	1	5	1	0	0.0	0.0	0	0	1	0	1	0	1	0	1	0	0	0.0	0.0	0	0	0	1	0	3	5	8	0	0	0.0	0.0	0	0	0	0	0
09/24	Houston	1	1	2	0	0	0.0	0.0	0	0	0	0	0	1	0	2	2	0	0	0.0	0.0	0	0	0	3	0	2	1	3	0	0	0.0	0.0	0	0	0	0	0
10/01	Atlanta	4	1	5	0	0	0.0	0.0	1	0	0	0	3	3	0	3	2	22	3.0	31.0	0	0	1	3	0	5	1	6	0	0	0.0	0.0	0	0	0	0	2	
10/08	at Buffalo	7	0	7	0	0	0.0	0.0	1	0	1	0	1	0	1	0	1	0	0	0.0	0.0	0	0	0	0	0	3	2	5	1	1	0.0	0.0	0	0	0	0	1
10/15	Indianapolis	3	0	3	0	0	0.0	0.0	1	0	0	0	2	3	1	4	1	4	1.0	6.0	0	0	1	2	0	1	2	3	0	0	0.0	0.0	0	0	0	0	0	
10/19	at New Orleans	4	1	5	0	0	0.0	0.0	0	0	0	0	2	1	1	2	0	0	0.0	0.0	0	0	0	3	0	INACTIVE												
10/29	at Pittsburgh	2	0	2	0	0	0.0	0.0	0	0	0	0	3	3	2	5	2	15	2.0	15.0	0	0	0	2	0	ON INACTIVE LIST												
11/12	San Francisco	0	0	0	0	0	0.0	0.0	0	0	0	0	1	2	1	3	0	0	0.0	0.0	0	0	0	1	0	2	1	3	0	0	0.0	0.0	0	0	0	0	0	
11/19	Tennessee	1	1	2	0	0	0.0	0.0	0	0	0	0	1	0	2	2	0	0	0.5	3.5	0	0	0	1	0	ON INACTIVE LIST												
11/26	at Houston	1	0	1	0	0	0.0	0.0	0	0	0	0	0	4	1	5	2	27	2.5	31.5	0	0	0	4	0	ON INACTIVE LIST												
12/04	Cincinnati	5	2	7	1	3	0.0	0.0	0	0	0	0	0	3	4	7	1	7	1.5	9.5	1	0	0	2	1	4	2	6	0	0	0.0	0.0	0	0	0	0	0	
12/10	at Cleveland	2	0	2	0	0	0.0	0.0	1	0	0	0	3	5	0	5	2	1	0.0	0.0	0	0	0	0	0	ON INACTIVE LIST												
12/17	Baltimore	3	1	4	0	0	0.0	0.0	0	0	0	0	0	2	2	4	0	0	0.0	0.0	0	0	0	2	0	ON INACTIVE LIST												
12/24	at Tampa Bay	4	0	4	0	0	0.0	0.0	0	0	0	0	0	1	0	1	0	0	0.0	0.0	0	0	0	1	0	4	2	6	0	0	0.0	0.0	0	0	0	0	0	
12/31	Carolina	1	0	1	1	4	0.0	0.0	0	0	0	0	0	5	1	6	3	21	3.0	21.0	0	0	0	4	0	7	1	8	1	4	0.0	0.0	0	0	0	0	1	
01/07	at Tennessee	1	1	2	0	0	0.0	0.0	0	0	0	0	0	2	3	5	1	6	1.0	6.0	0	0	0	2	0	5	2	7	0	0	0.0	0.0	0	0	0	0	0	
<b>TOTALS</b>		<b>44</b>	<b>9</b>	<b>53</b>	<b>3</b>	<b>7</b>	<b>0.0</b>	<b>0.0</b>	<b>4</b>	<b>0</b>	<b>2</b>	<b>0</b>	<b>19</b>	<b>43</b>	<b>23</b>	<b>66</b>	<b>17</b>	<b>109</b>	<b>17.5</b>	<b>126.5</b>	<b>1</b>	<b>0</b>	<b>2</b>	<b>33</b>	<b>1</b>	<b>42</b>	<b>19</b>	<b>61</b>	<b>2</b>	<b>5</b>	<b>0.0</b>	<b>0.0</b>	<b>1</b>	<b>0</b>	<b>1</b>	<b>0</b>	<b>5</b>	

DATE	OPP.	ANDRE CISCO										ANDREW WINGARD										TRE HERNDON															
		S	A	TK	TFL	TFLY	SK	SKY	INT	FR	FF	PR	PD	S	A	TK	TFL	TFLY	SK	SKY	INT	FR	FF	PR	PD	S	A	TK	TFL	TFLY	SK	SKY	INT	FR	FF	PR	PD
09/10	at Indianapolis	7	3	10	0	0	0.0	0.0	0	0	1	0	0	0	0	0	0	0	0.0	0.0	0	0	0	0	0	0	1	1	0	0	0.0	0.0	0	0	0	0	1
09/17	Kansas City	1	1	2	0	0	0.0	0.0	1	0	0	0	2	1	0	1	0	0	0.0	0.0	0	0	0	0	0	4	3	7	0	0	0.0	0.0	0	0	1	0	1
09/24	Houston	4	3	7	0	0	0.0	0.0	0	0	0	0	0	1	0	1	0	0	0.0	0.0	0	0	0	0	0	0	1	1	0	0	0.0	0.0	0	0	0	0	0
10/01	Atlanta	4	0	4	1	1	0.0	0.0	1	0	0	0	1	2	0	2	0	0	0.0	0.0	0	0	0	0	0	3	1	4	0	0	0.0	0.0	0	0	0	0	1
10/08	at Buffalo	3	1	4	0	0	0.0	0.0	0	0	0	0	0	0	0	0	0	0	0.0	0.0	0	0	0	0	0	2	0	2	0	0	0.0	0.0	0	0	0	0	1
10/15	Indianapolis	5	0	5	0	0	0.0	0.0	1	0	0	0	1	1	0	1	0	0	0.0	0.0	0	0	0	0	0	2	1	3	0	0	0.0	0.0	0	0	0	0	1
10/19	at New Orleans	1	1</																																		

# 2023 INDIVIDUAL STATS: DEFENSIVE

DATE	OPP.	TRAVON WALKER													MONTARIC BROWN													ADAM GOTSIS																		
		S	A	TK	TFL	TFLY	SK	SKY	INT	FR	FF	PR	PD	S	A	TK	TFL	TFLY	SK	SKY	INT	FR	FF	PR	PD	S	A	TK	TFL	TFLY	SK	SKY	INT	FR	FF	PR	PD									
09/10	at Indianapolis	3	3	6	1	5	1.0	5.0	0	0	0	1	0	0	0	0	0	0	0	0	0	0	0	2	0	2	1	0	0.0	0.0	0	0	0	0	1	0										
09/17	Kansas City	1	1	2	1	2	0.0	0.0	0	0	0	0	0	0	0	0	0	0	0	0	0	0	0	2	1	3	0	0	0.0	0.0	0	0	0	0	1	0										
09/24	Houston	3	1	4	2	5	0.0	0.0	0	0	0	0	0	DID NOT PLAY (NON-INJURY)													1	0	1	1	2	0.0	0.0	0	0	0	0	0	0	0	0	0	0	0		
10/01	Atlanta	2	0	2	0	0	1.0	0.0	0	0	0	2	0	DID NOT PLAY (NON-INJURY)													1	0	1	0	0	0.0	0.0	0	0	0	0	0	0	0	0	0	0	0	0	
10/08	at Buffalo	1	0	1	0	0	0.0	0.0	0	1	0	1	0	0	0	0	0	0	0	0	0	0	0	1	0	1	0	0	0.0	0.0	0	0	0	0	1	0										
10/15	Indianapolis	1	3	4	0	0	0.5	4.5	0	0	0	2	0	2	2	4	0	0	0.0	0.0	0	0	0	0	1	1	2	0	0	0.0	0.0	0	0	0	0	0										
10/19	at New Orleans	0	1	1	0	0	0.0	0.0	0	0	0	0	0	0	0	0	0	0	0	0	0	0	0	2	2	0	2	0	0	0.0	0.0	0	0	0	1	0										
10/29	at Pittsburgh	1	1	2	1	5	1.0	5.0	0	0	0	2	0	1	2	3	0	0	0.0	0.0	0	0	0	0	0	1	0	1	0	0	0.0	0.0	0	0	0	1	0									
11/12	San Francisco	0	0	0	0	0	0.0	0.0	0	0	0	2	1	ON INACTIVE LIST													1	2	3	0	0	0.0	0.0	0	0	0	0	0	0	0	0	0	0	0	0	
11/19	Tennessee	1	3	4	0	0	0.5	4.0	0	0	0	1	1	4	2	6	0	0	0.0	0.0	0	0	0	0	1	1	0	1	0	0	0.0	0.0	0	0	0	1	0									
11/26	at Houston	1	2	3	0	0	0.5	4.5	0	0	0	1	0	4	1	5	0	0	0.0	0.0	0	0	0	0	0	1	1	2	0	0	0.0	0.0	0	0	0	0	0									
12/04	Cincinnati	0	4	4	0	0	0.5	2.5	0	0	0	1	0	ON INACTIVE LIST													0	2	2	0	0	0.0	0.0	0	0	0	0	0	0	0	0	0	0	0	0	0
12/10	at Cleveland	1	1	2	0	0	0.0	0.0	0	0	0	0	0	7	0	7	0	0	0.0	0.0	0	0	0	0	1	1	0	1	0	0	0.0	0.0	0	0	0	0	0	0								
12/17	Baltimore	2	2	4	1	15	1.0	15.0	0	0	0	1	0	4	1	5	0	0	0.0	0.0	0	0	0	0	0	1	0	1	1	3	1.0	3.0	0	0	0	2	0									
12/24	at Tampa Bay	3	2	5	1	13	1.0	13.0	0	0	0	1	0	0	0	0	0	0	0.0	0.0	0	0	0	0	0	2	0	2	0	0	0.0	0.0	0	0	0	0	3									
12/31	Carolina	6	0	6	2	14	2.0	14.0	0	0	0	2	0	0	0	0	0	0	0.0	0.0	0	0	0	0	0	0	0	0	0	0.0	0.0	0	0	0	0	0	0									
01/07	at Tennessee	1	1	2	1	10	1.0	10.0	0	0	0	2	0	DID NOT PLAY (NON-INJURY)													0	1	1	0	0	0.0	0.0	0	0	0	0	0	0	0	0	0	0	0	0	0
<b>TOTALS</b>		<b>27</b>	<b>25</b>	<b>52</b>	<b>10</b>	<b>69</b>	<b>10.0</b>	<b>77.5</b>	<b>0</b>	<b>1</b>	<b>0</b>	<b>19</b>	<b>2</b>	<b>25</b>	<b>9</b>	<b>34</b>	<b>0</b>	<b>0</b>	<b>0.0</b>	<b>0.0</b>	<b>0</b>	<b>0</b>	<b>0</b>	<b>0</b>	<b>4</b>	<b>18</b>	<b>8</b>	<b>26</b>	<b>3</b>	<b>5</b>	<b>1.0</b>	<b>3.0</b>	<b>0</b>	<b>0</b>	<b>0</b>	<b>7</b>	<b>4</b>									

DATE	OPP.	ROY ROBERTSON-HARRIS													FOLORUNSO FATUKASI													ANTONIO JOHNSON																			
		S	A	TK	TFL	TFLY	SK	SKY	INT	FR	FF	PR	PD	S	A	TK	TFL	TFLY	SK	SKY	INT	FR	FF	PR	PD	S	A	TK	TFL	TFLY	SK	SKY	INT	FR	FF	PR	PD										
09/10	at Indianapolis	2	2	4	0	0	0.0	0.0	0	0	0	0	0	2	1	3	0	0	0.0	0.0	0	0	0	1	0	ON INACTIVE LIST																					
09/17	Kansas City	1	1	2	0	0	0.0	0.0	0	0	0	1	0	0	0	0	0	0	0.0	0.0	0	0	0	0	0	ON INACTIVE LIST																					
09/24	Houston	2	3	5	0	0	0.0	0.0	0	0	0	0	0	2	0	2	1	0	0.0	0.0	0	0	0	0	0	ON INACTIVE LIST																					
10/01	Atlanta	1	1	2	0	0	0.0	0.0	0	0	0	1	0	0	1	1	0	0	0.0	0.0	0	0	0	0	0	ON INACTIVE LIST																					
10/08	at Buffalo	0	2	2	0	0	0.0	0.0	0	0	0	0	0	1	0	1	1	0	0.0	0.0	0	0	0	0	0	0	0	0	0.0	0.0	0	0	0	0	0	0	0	0									
10/15	Indianapolis	0	1	1	0	0	0.5	4.5	0	0	0	3	0	1	0	1	0	0	0.0	0.0	0	0	0	0	0	0	0	0	0.0	0.0	0	0	0	0	0	0	0	0	0								
10/19	at New Orleans	1	1	2	0	0	0.0	0.0	0	0	0	1	0	1	1	2	0	0	0.0	0.0	0	0	0	0	0	0	0	0	0.0	0.0	0	0	0	0	0	0	0	0	0								
10/29	at Pittsburgh	1	2	3	0	0	0.0	0.0	0	0	0	1	0	1	1	2	0	0	0.0	0.0	0	0	0	0	0	0	0	0	0.0	0.0	1	0	0	0	0	0	1	0									
11/12	San Francisco	0	1	1	0	0	0.0	0.0	0	0	0	0	0	0	0	1	1	0	0.0	0.0	0	0	0	1	1	0	0	0	0.0	0.0	0	0	0	0	0	0	0	0	0								
11/19	Tennessee	0	1	1	0	0	0.0	0.0	0	0	0	0	0	1	1	2	0	0	0.0	0.0	0	0	0	0	0	0	0	0	0.0	0.0	0	0	0	0	0	0	0	0	0								
11/26	at Houston	1	0	1	1	7	1.0	7.0	0	0	0	1	0	2	0	2	1	2	0.0	0.0	0	0	0	0	0	0	0	0	0.0	0.0	0	0	0	0	0	0	0	0	0								
12/04	Cincinnati	0	0	0	0	0	0.0	0.0	0	0	0	1	0	0	1	1	0	0	0.0	0.0	0	0	0	0	0	4	1	5	0	0.0	0.0	0	0	0	0	0	0	0	0								
12/10	at Cleveland	1	0	1	0	0	0.0	0.0	0	0	0	0	0	ON INACTIVE LIST													1	1	2	0	0	1.0	4.0	0	0	1	1	1	1	1	1	1	1	1	1	1	1
12/17	Baltimore	1	1	2	0	0	0.0	0.0	0	0	0	0	1	1	1	2	0	0	0.0	0.0	0	0	0	0	0	0	1	1	0	0	0.0	0.0	0	0	0	0	0	0	0	0							
12/24	at Tampa Bay	3	1	4	1	5	1.0	5.0	0	0	0	1	0	2	0	2	0	0	0.0	0.0	0	0	0	0	0	2	0	2	0	0	0.0	0.0	0	0	0	0	0	0	0	0							
12/31	Carolina	1	0	1	1	10	1.0	10.0	0	0	0	1	0	2	0	2	0	0	0.0	0.0	0	0	0	0	0	2	0	2	0	0	0.0	0.0	1	0	0	0	0	1	0								
01/07	at Tennessee	1	1	2	0	0	0.0	0.0	0	0	0	0	0	0	0	0	0	0	0.0	0.0	0	0	0	0	0	2	0	2	0	0	0.0	0.0	0	0	0	0	0	0	0	0							
<b>TOTALS</b>		<b>16</b>	<b>18</b>	<b>34</b>	<b>3</b>	<b>22</b>	<b>3.5</b>	<b>26.5</b>	<b>0</b>	<b>0</b>	<b>0</b>	<b>11</b>	<b>1</b>	<b>16</b>	<b>8</b>	<b>24</b>	<b>3</b>	<b>2</b>	<b>0.0</b>	<b>0.0</b>	<b>0</b>	<b>0</b>	<b>0</b>	<b>2</b>	<b>1</b>	<b>11</b>	<b>3</b>	<b>14</b>	<b>0</b>	<b>0</b>	<b>1.0</b>	<b>4.0</b>	<b>2</b>	<b>0</b>	<b>1</b>	<b>1</b>	<b>3</b>										

DATE	OPP.	K'LAVON CHAISSON													DAJUWANE SMOOT													ANGELO BLACKSON																						
		S	A	TK	TFL	TFLY	SK	SKY	INT	FR	FF	PR	PD	S	A	TK	TFL	TFLY	SK	SKY	INT	FR	FF	PR	PD	S	A	TK	TFL	TFLY	SK	SKY	INT	FR	FF	PR	PD													
09/10	at Indianapolis	0	0	0	0	0	0.0	0.0	0	0	0	0	0	ACTIVE/PUP													0	0	0	0	0	0.0	0.0	0	1	0	0	0	0	0	0	0	0	0	0	0	0			
09/17	Kansas City	1	1	2	1	7	1.0	7.0	0	0	0	1	0	ACTIVE/PUP													1	1	2	0	0	0.0	0.0	0	0	0	0	0	0	0	0	0	0	0	0	0	0	0	0	
09/24	Houston	1	0	1	0	0	0.0	0.0	0	0	0	1	0	ACTIVE/PUP													0	0	0	0	0	0.0	0.0	0	0	0	0	0	0	0	0	0	0	0	0	0	0	0	0	
10/01	Atlanta	0	0	0	0	0	0.0	0.0	0	0	0	1	0	ACTIVE/PUP													1	1	2	0	0	0.0	0.0	0	1	0	0	0	0	0	0	0	0	0	0	0	0	0	0	0
10/08	at Buffalo	0	1	1	0	0	0.0	0.0	0	0	0	0	0	ACTIVE/PUP													0	0	0	0	0	0.0	0.0	0	0	0	0	0	0	0	0	0	0	0	0	0	0	0	0	
10/15	Indianapolis	1	0	1	1	4	1.0	4.0	0	0	0	1	0	1	1	2	0	0	0.0	0.0	0	0	0	0	0	0	0	0	0	0	0.0	0.0	0	1	0	0	0	0	0	0	0	0								
10/19	at New Orleans	0	0	0	0	0	0.0	0.0	0	0	0	0	0	2	0	2	0	0	1.0	6.0	0	0	1	1	0	5	1	6	2	3	0.0	0.0	0	0	0	0	0	0	0	0	0	0								
10/29	at Pittsburgh	1	0	1	0	0	0.0	0.0	0	0	0	1	1	1	0	1	0	0	0.0	0.0	0	0	0</																											

# 2023 INDIVIDUAL STATS: DEFENSIVE

		DAVON HAMILTON														JEREMIAH LEDBETTER														GREGORY JUNIOR																								
		TFL														TFL														TFL																								
DATE	OPP.	S	A	TK	TFL	Y	SK	SKY	INT	FR	FF	PR	PD	S	A	TK	TFL	TFL	Y	SK	SKY	INT	FR	FF	PR	PD	S	A	TK	TFL	TFL	Y	SK	SKY	INT	FR	FF	PR	PD															
09/10	at Indianapolis	INJURED RESERVE														0	1	1	0	0	0.0	0.0	0	0	0	0	0	0	0	0	0	0	0	0.0	0.0	0	0	0	0	0	0	0	0	0	0	0	0.0	0.0	0	0	0	0	0	0
09/17	Kansas City	INJURED RESERVE														0	0	0	0	0	0.0	0.0	0	0	0	0	0	0	INJURED RESERVE																									
09/24	Houston	INJURED RESERVE														3	1	4	0	0	0.0	0.0	0	0	0	0	0	0	INJURED RESERVE																									
10/01	Atlanta	INJURED RESERVE														0	0	0	0	0	0.0	0.0	0	0	0	0	0	0	INJURED RESERVE																									
10/08	at Buffalo	INJURED RESERVE														0	0	0	0	0	0.0	0.0	0	0	0	0	0	1	0	INJURED RESERVE																								
10/15	Indianapolis	INJURED RESERVE - DESIGNATED FOR RETURN														0	3	3	0	0	0.0	0.0	0	0	0	0	0	0	INJURED RESERVE																									
10/19	at New Orleans	INJURED RESERVE - DESIGNATED FOR RETURN														0	3	3	0	0	0.0	0.0	0	0	0	0	0	0	INJURED RESERVE																									
10/29	at Pittsburgh	0	0	0	0	0	0.0	0.0	0	0	0	0	0	0	0	0	0	0	0	0.0	0.0	0	0	0	0	INJURED RESERVE - DESIGNATED FOR RETURN																												
11/12	San Francisco	0	1	1	0	0	0.0	0.0	0	0	0	0	0	0	2	2	0	0	0	0.0	0.0	0	0	0	0	1	1	2	0	0	0.0	0.0	0	0	0	0	0	0																
11/19	Tennessee	ON INACTIVE LIST														0	1	1	0	0	0.0	0.0	0	0	0	0	0	0	0	0	0	0	0	0.0	0.0	0	0	0	0	0	0													
11/26	at Houston	ON INACTIVE LIST														0	0	0	0	0	0.0	0.0	0	0	0	0	0	1	0	0	0	0	0	0.0	0.0	0	0	0	0	0	0													
12/04	Cincinnati	0	1	1	0	0	0.0	0.0	0	0	0	0	0	0	1	1	0	0	0	0.0	0.0	0	0	0	0	5	1	6	2	0	0.0	0.0	0	0	0	0	0	1																
12/10	at Cleveland	0	0	0	0	0	0.0	0.0	0	0	0	0	0	2	2	4	1	0	0.0	0.0	0	1	0	0	0	1	2	3	0	0	0.0	0.0	0	0	0	0	0	0																
12/17	Baltimore	1	2	3	0	0	0.0	0.0	0	0	0	0	0	2	0	2	0	0	0.0	0.0	0	0	0	0	0	0	0	0	0	0	0.0	0.0	0	0	0	0	0	0																
12/24	at Tampa Bay	3	0	3	1	4	0.0	0.0	0	0	0	0	0	0	1	1	0	0	0.0	0.0	0	0	0	0	0	ON INACTIVE LIST																												
12/31	Carolina	0	0	0	0	0	0.0	0.0	0	0	0	0	0	0	1	1	0	0	0.0	0.0	0	0	0	0	0	0	0	0	0	0	0.0	0.0	0	0	0	0	0	0																
01/07	at Tennessee	3	1	4	0	0	0.0	0.0	0	0	0	0	0	0	1	1	0	0	0.0	0.0	0	0	0	0	0	0	0	0	0	0	0.0	0.0	0	0	0	0	0	0																
<b>TOTALS</b>		<b>7</b>	<b>5</b>	<b>12</b>	<b>1</b>	<b>4</b>	<b>0.0</b>	<b>0.0</b>	<b>0</b>	<b>0</b>	<b>0</b>	<b>0</b>	<b>0</b>	<b>7</b>	<b>17</b>	<b>24</b>	<b>1</b>	<b>0</b>	<b>0.0</b>	<b>0.0</b>	<b>0</b>	<b>1</b>	<b>0</b>	<b>1</b>	<b>1</b>	<b>7</b>	<b>4</b>	<b>11</b>	<b>2</b>	<b>0</b>	<b>0.0</b>	<b>0.0</b>	<b>0</b>	<b>0</b>	<b>0</b>	<b>0</b>	<b>0</b>	<b>1</b>																

		CHAD MUMA														TYLER LACY														BRENTON STRANGE																			
		TFL														TFL														TFL																			
DATE	OPP.	S	A	TK	TFL	TFL	Y	SK	SKY	INT	FR	FF	PR	PD	S	A	TK	TFL	TFL	Y	SK	SKY	INT	FR	FF	PR	PD	S	A	TK	TFL	TFL	Y	SK	SKY	INT	FR	FF	PR	PD									
09/10	at Indianapolis	0	0	0	0	0	0.0	0.0	0	0	0	0	0	0	ON INACTIVE LIST														0	0	0	0	0	0.0	0.0	0	0	0	0	0	0	0	0.0	0.0	0	0	0	0	0
09/17	Kansas City	0	0	0	0	0	0.0	0.0	0	0	0	0	0	0	0	1	1	0	0	0.0	0.0	0	0	0	0	0	0	0	0	0	0	0	0.0	0.0	0	0	0	0	0	0	0	0	0	0	0	0	0	0	
09/24	Houston	0	2	2	0	0	0.0	0.0	0	0	0	0	0	0	0	0	0	0	0	0.0	0.0	0	0	0	0	0	0	0	0	0	0	0.0	0.0	0	0	0	0	0	0	0	0	0	0	0	0	0	0		
10/01	Atlanta	3	4	7	0	0	0.0	0.0	0	0	0	0	2	0	0	0	0	0	0	0.0	0.0	0	0	0	0	0	0	0	0	0	0	0.0	0.0	0	0	0	0	0	0	0	0	0	0	0	0	0			
10/08	at Buffalo	2	1	3	0	0	0.0	0.0	0	0	0	0	0	1	0	1	0	1	0	0	0.0	0.0	0	0	0	0	0	0	0	0	0	0.0	0.0	0	0	0	0	0	0	0	0	0	0	0	0	0	0		
10/15	Indianapolis	0	0	0	0	0	0.0	0.0	0	0	0	0	0	0	0	0	0	0	0	0.0	0.0	0	0	0	0	0	0	0	0	0	0	0.0	0.0	0	0	0	0	0	0	0	0	0	0	0	0	0			
10/19	at New Orleans	0	0	0	0	0	0.0	0.0	0	0	0	0	0	1	0	1	0	1	0	0	0.0	0.0	0	0	0	0	0	0	0	0	0	0.0	0.0	0	0	0	0	0	0	0	0	0	0	0	0	0			
10/29	at Pittsburgh	0	0	0	0	0	0.0	0.0	0	0	0	0	0	0	ON INACTIVE LIST														0	0	0	0	0	0.0	0.0	0	0	0	0	0	0	0	0.0	0.0	0	0	0	0	0
11/12	San Francisco	0	0	0	0	0	0.0	0.0	0	0	0	0	0	0	0	3	3	0	0	0.0	0.0	0	0	0	0	1	0	0	0	0	0	0	0.0	0.0	0	0	0	0	0	0	0	0	0	0	0	0	0	0	
11/19	Tennessee	0	0	0	0	0	0.0	0.0	0	0	0	0	0	1	1	1	2	0	0	0.0	0.0	0	0	0	0	0	0	0	0	0	0	0.0	0.0	0	0	0	0	0	0	0	0	0	0	0	0	0			
11/26	at Houston	0	0	0	0	0	0.0	0.0	0	0	0	0	0	0	0	0	0	0	0	0.0	0.0	0	0	0	0	0	0	0	0	0	0	0.0	0.0	0	0	0	0	0	0	0	0	0	0	0	0	0			
12/04	Cincinnati	0	0	0	0	0	0.0	0.0	0	0	0	0	0	0	0	0	0	0	0	0.0	0.0	0	0	0	0	0	ON INACTIVE LIST																						
12/10	at Cleveland	0	0	0	0	0	0.0	0.0	0	0	0	0	0	0	0	0	0	0	0	0.0	0.0	0	0	0	1	1	ON INACTIVE LIST																						
12/17	Baltimore	0	0	0	0	0	0.0	0.0	0	0	0	0	0	0	0	1	1	0	0	0.0	0.0	0	0	0	0	0	ON INACTIVE LIST																						
12/24	at Tampa Bay	0	0	0	0	0	0.0	0.0	0	0	0	0	0	2	0	2	2	1	4	0.0	0.0	0	0	0	0	0	0	0	0	0	0	0.0	0.0	0	0	0	0	0	0	0	0	0	0	0	0	0			
12/31	Carolina	0	0	0	0	0	0.0	0.0	0	0	0	0	0	0	0	1	1	0	0	0.0	0.0	0	0	0	0	0	0	0	0	0	0	0.0	0.0	0	0	0	0	0	0	0	0	0	0	0	0	0	0		
01/07	at Tennessee	0	0	0	0	0	0.0	0.0	0	0	0	0	0	0	0	0	0	0	0	0.0	0.0	0	0	0	1	0	1	0	1	1	6	0.0	0.0	0	0	0	0	0	0	0	0	0	0	0	0	0			
<b>TOTALS</b>		<b>5</b>	<b>7</b>	<b>12</b>	<b>0</b>	<b>0</b>	<b>0.0</b>	<b>0.0</b>	<b>0</b>	<b>0</b>	<b>0</b>	<b>0</b>	<b>2</b>	<b>5</b>	<b>7</b>	<b>12</b>	<b>1</b>	<b>4</b>	<b>0.0</b>	<b>0.0</b>	<b>0</b>	<b>0</b>	<b>0</b>	<b>3</b>	<b>1</b>	<b>1</b>	<b>0</b>	<b>1</b>	<b>1</b>	<b>6</b>	<b>0.0</b>	<b>0.0</b>	<b>0</b>	<b>0</b>	<b>0</b>	<b>0</b>	<b>0</b>	<b>0</b>											

		YASIR ABDULLAH														DANIEL THOMAS													
		TFL														TFL													
DATE	OPP.	S	A	TK	TFL	TFL	Y	SK	SKY	INT	FR	FF	PR	PD	S	A	TK	TFL	TFL	Y	SK	SKY	INT	FR	FF	PR	PD		
09/10	at Indianapolis	0	0	0	0	0	0.0	0.0	0	0	0	0	0	0	0	0	0	0	0	0.0	0.0	0	0	0	0	0			
09/17	Kansas City	0	0	0	0	0	0.0	0.0	0	0	0	0	0	0	0	0	0	0	0	0.0	0.0	0	0	0	0	0			
09/24	Houston	0	0	0	0	0	0.0	0.0	0	0	0	0	0	0	0	0	0	0	0	0.0	0.0	0	0	0	0	0			
10/01	Atlanta	1	0	1	0	0	0.0	0.0	0	0	0	0	0	0	0	0	0	0	0	0.0	0.0	0	0	0	0	0			
10/08	at Buffalo	0	0	0	0	0	0.0	0.0	0	0	0	1	0	0	0	0	0	0	0.0	0.0	0	0	0	0	0	0			
10/15	Indianapolis	ON INACTIVE LIST														0	0	0	0	0	0.0	0.0	0	0	0	0	0	0	
10/19	at New Orleans	INACTIVE														0	0	0	0	0	0.0	0.0	0	0	0	0	0	0	
10/29	at Pittsburgh	ON INACTIVE LIST														0	0	0	0	0	0.0	0.0	0	0	0	0	0	0	
11/12	San Francisco	ON INACTIVE LIST														0	0	0	0	0	0.0	0.0	0	0	0	0	0	0	
11/19	Tennessee	ON INACTIVE LIST														0	0	0	0	0	0.0	0.0	0	0	0	0	0	0	
11/26	at Houston	ON INACTIVE LIST														0	0	0	0	0	0.0	0.0	0	0	0	0	0	0	
12/04	Cincinnati	ON INACTIVE LIST														0	0	0	0	0	0.0	0.0	0	0	0	0	0	0	
12/10	at Cleveland	ON INACTIVE LIST														0	0	0	0	0	0.0	0.0	0	0	0	0	0	0	
12/17	Baltimore	ON INACTIVE LIST														0	1	1	0										



# 2023 INDIVIDUAL STATS: SPECIAL TEAMS

2023 REGULAR SEASON INDIVIDUAL SPECIAL TEAMS GAME-BY-GAME STATS

DATE	OPP.	ROSS MATISCIK					DANIEL THOMAS					ANDREW WINGARD					CALEB JOHNSON					CHAD MUMA						
		TKL	AST	TOT	FF	FR	TKL	AST	TOT	FF	FR	TKL	AST	TOT	FF	FR	TKL	AST	TOT	FF	FR	TKL	AST	TOT	FF	FR		
09/10	at Indianapolis	1	0	1	0	0	1	0	1	0	0	0	0	0	0	0	1	0	1	0	0	0	0	0	0	0	0	
09/17	Kansas City	1	0	1	0	0	1	0	1	0	0	0	0	0	0	0	0	0	0	0	0	0	0	0	0	0	0	
09/24	Houston	0	0	0	0	0	1	0	1	0	0	0	0	0	0	0	0	1	1	0	0	0	0	0	0	0	0	
10/01	Atlanta	0	0	0	0	0	0	0	0	0	0	0	0	0	0	0	0	0	0	0	0	0	0	0	0	0	0	
10/08	at Buffalo	0	0	0	0	0	0	0	0	0	0	0	0	0	0	0	0	0	0	0	0	1	0	1	0	0	0	
10/15	Indianapolis	0	0	0	0	0	2	0	2	0	0	0	0	0	0	0	0	0	0	0	0	0	0	0	0	0	0	
10/19	at New Orleans	0	0	0	0	0	0	0	0	0	0	0	0	0	0	0	0	0	0	0	0	0	0	0	0	0	0	
10/29	at Pittsburgh	0	0	0	0	0	0	0	0	0	0	0	0	0	0	0	1	0	1	0	0	0	0	0	0	0	0	
11/12	San Francisco	1	0	1	0	0	0	0	0	0	0	1	0	1	0	0	0	0	0	0	0	2	0	2	0	0	0	
11/19	Tennessee	1	0	1	1	1	0	0	0	0	0	2	1	3	0	0	0	0	0	0	0	0	0	0	0	0	0	
11/26	at Houston	0	0	0	0	0	0	0	0	0	0	0	0	0	0	0	0	0	0	0	0	0	0	0	0	0	0	
12/04	Cincinnati	2	0	2	0	0	0	0	0	0	0	0	0	0	0	0	0	0	0	0	0	0	0	0	0	0	0	
12/10	at Cleveland	2	0	2	0	0	1	0	1	0	0	0	0	0	0	0	0	0	0	0	0	0	0	0	0	0	0	
12/17	Baltimore	0	0	0	0	0	1	0	1	0	0	0	0	0	0	0	0	0	0	0	0	0	0	0	0	0	0	
12/24	at Tampa Bay	0	0	0	0	0	0	0	0	0	0	0	0	0	0	1	0	1	0	0	0	0	0	0	0	0	0	
12/31	Carolina	0	0	0	0	0	INJURED RESERVE					1	0	1	0	0	1	0	1	0	0	0	0	0	0	0	0	0
01/07	at Tennessee	0	0	0	0	0	INJURED RESERVE					0	0	0	0	0	0	0	0	0	0	0	0	0	0	0	0	0
<b>TOTALS</b>		<b>8</b>	<b>0</b>	<b>8</b>	<b>1</b>	<b>1</b>	<b>7</b>	<b>0</b>	<b>7</b>	<b>0</b>	<b>4</b>	<b>1</b>	<b>5</b>	<b>0</b>	<b>0</b>	<b>4</b>	<b>1</b>	<b>5</b>	<b>0</b>	<b>0</b>	<b>3</b>	<b>0</b>	<b>3</b>	<b>0</b>	<b>0</b>	<b>0</b>		

DATE	OPP.	ANTONIO JOHNSON					SHAQUILLE QUARTERMAN					TRE HERNDON					RAYSHAWN JENKINS					LUKE FARRELL					
		TKL	AST	TOT	FF	FR	TKL	AST	TOT	FF	FR	TKL	AST	TOT	FF	FR	TKL	AST	TOT	FF	FR	TKL	AST	TOT	FF	FR	
09/10	at Indianapolis	ON INACTIVE LIST					0	0	0	0	0	0	0	0	0	0	0	0	0	0	0	0	0	0	0	0	0
09/17	Kansas City	ON INACTIVE LIST					1	0	1	0	0	0	0	0	0	0	0	0	0	0	0	0	0	0	0	0	0
09/24	Houston	ON INACTIVE LIST					0	0	0	0	0	0	0	0	0	0	0	0	0	0	0	0	0	0	0	0	0
10/01	Atlanta	ON INACTIVE LIST					0	0	0	0	0	0	0	0	0	0	0	0	0	0	0	0	0	0	0	0	0
10/08	at Buffalo	0	0	0	0	0	0	0	0	0	0	0	0	0	0	0	0	0	0	0	0	0	0	0	0	0	0
10/15	Indianapolis	0	0	0	0	0	0	0	0	0	0	0	0	0	0	0	0	0	0	0	0	0	0	0	0	0	0
10/19	at New Orleans	0	0	0	0	0	0	0	0	0	0	0	0	0	0	0	0	0	0	0	0	0	0	0	0	0	0
10/29	at Pittsburgh	0	0	0	0	0	0	0	0	0	0	0	0	0	0	0	0	0	0	0	0	0	0	0	0	0	0
11/12	San Francisco	1	1	2	0	0	0	0	0	0	0	0	0	0	0	0	0	0	0	0	0	0	0	0	0	0	0
11/19	Tennessee	1	0	1	0	0	0	0	0	0	1	0	1	0	0	0	0	0	0	0	0	0	0	0	0	0	0
11/26	at Houston	0	0	0	0	0	0	0	0	0	0	0	0	0	0	0	0	0	0	0	0	0	0	0	0	0	0
12/04	Cincinnati	0	0	0	0	0	0	1	1	0	0	0	0	0	0	0	0	1	1	0	0	0	0	0	0	0	0
12/10	at Cleveland	0	0	0	0	0	0	0	0	0	ON INACTIVE LIST					0	0	0	0	0	0	0	0	0	0	0	0
12/17	Baltimore	0	0	0	0	0	0	0	0	0	0	0	0	0	0	0	0	0	0	0	0	0	0	0	0	0	0
12/24	at Tampa Bay	0	0	0	0	0	0	0	0	0	0	0	0	0	0	0	0	0	0	0	1	0	1	0	0	0	
12/31	Carolina	0	0	0	0	0	0	0	0	0	0	0	0	0	0	0	0	0	0	0	0	0	0	0	0	0	0
01/07	at Tennessee	0	0	0	0	0	0	0	0	0	0	0	0	0	0	0	0	0	0	0	0	0	0	0	0	0	0
<b>TOTALS</b>		<b>2</b>	<b>1</b>	<b>3</b>	<b>0</b>	<b>0</b>	<b>1</b>	<b>1</b>	<b>2</b>	<b>0</b>	<b>1</b>	<b>0</b>	<b>1</b>	<b>0</b>	<b>0</b>	<b>0</b>	<b>1</b>	<b>1</b>	<b>1</b>	<b>0</b>	<b>0</b>	<b>1</b>	<b>0</b>	<b>1</b>	<b>0</b>	<b>0</b>	

DATE	OPP.	BRANDON MCMANUS					TIM JONES					PARKER WASHINGTON				
		TKL	AST	TOT	FF	FR	TKL	AST	TOT	FF	FR	TKL	AST	TOT	FF	FR
09/10	at Indianapolis	0	0	0	0	0	0	0	0	0	0	ON INACTIVE LIST				
09/17	Kansas City	0	0	0	0	0	0	0	0	0	1	ON INACTIVE LIST				
09/24	Houston	0	0	0	0	0	0	0	0	0	0	ON INACTIVE LIST				
10/01	Atlanta	0	0	0	0	0	0	0	0	0	0	0	0	0	0	0
10/08	at Buffalo	0	0	0	0	0	0	0	0	0	INJURED RESERVE					
10/15	Indianapolis	0	0	0	0	0	0	0	0	0	INJURED RESERVE					
10/19	at New Orleans	0	0	0	0	0	0	0	0	0	INJURED RESERVE					
10/29	at Pittsburgh	0	0	0	0	0	0	0	0	0	INJURED RESERVE					
11/12	San Francisco	0	0	0	0	0	0	0	0	0	INJURED RESERVE					
11/19	Tennessee	0	0	0	0	0	0	0	0	0	0	0	0	0	0	0
11/26	at Houston	0	0	0	0	0	0	0	0	0	0	0	0	0	0	0
12/04	Cincinnati	1	0	1	0	0	0	0	0	0	0	0	0	0	0	1
12/10	at Cleveland	0	0	0	0	0	0	0	0	0	0	0	0	0	0	0
12/17	Baltimore	0	0	0	0	0	0	0	0	0	0	0	0	0	0	0
12/24	at Tampa Bay	0	0	0	0	0	0	0	0	0	0	0	0	0	0	0
12/31	Carolina	0	0	0	0	0	0	0	0	0	0	0	0	0	0	0
01/07	at Tennessee	0	0	0	0	0	0	0	0	0	0	0	0	0	0	0
<b>TOTALS</b>		<b>1</b>	<b>0</b>	<b>1</b>	<b>0</b>	<b>0</b>	<b>0</b>	<b>0</b>	<b>0</b>	<b>1</b>	<b>0</b>	<b>0</b>	<b>0</b>	<b>0</b>	<b>0</b>	<b>1</b>



# 2023 GAME-BY-GAME - OFFENSE

2023 REGULAR SEASON JAGUARS GAME-BY-GAME OFFENSE																		
	09/10	09/17	09/24	10/01	10/08	10/15	10/19	10/29	11/12	11/19	11/26	12/04	12/10	12/17	12/24	12/31	01/07	Totals
	@ IND	KC	HOU	ATL	@ BUF	IND	@ NO	@ PIT	SF	TEN	@ HOU	CIN	@ CLE	BAL	@ TB	CAR	@ TEN	
<b>FIRST DOWNS</b>																		
Total	20	18	22	16	29	17	18	20	12	24	22	23	20	16	23	16	20	336
Rushing	9	1	8	4	9	7	7	6	2	8	5	9	2	6	4	6	5	98
Passing	10	14	13	11	16	6	9	11	7	13	13	13	16	9	17	9	12	199
Penalty	1	3	1	1	4	4	2	3	3	3	4	1	2	1	2	1	3	39
<b>THIRD DOWNS</b>																		
Attempts	12	12	13	14	18	14	11	13	12	12	13	15	17	13	9	16	14	228
Converted	3	3	5	5	10	4	2	6	4	4	7	6	7	3	3	7	8	87
Percentage	25.0%	25.0%	38.5%	35.7%	55.6%	28.6%	18.2%	46.2%	33.3%	33.3%	53.8%	40.0%	41.2%	23.1%	33.3%	43.8%	57.1%	38.2%
<b>FOURTH DOWNS</b>																		
Attempts	3	2	1	2	0	1	2	0	1	4	0	2	1	3	3	1	3	29
Converted	1	0	0	1	0	1	1	0	0	3	0	2	0	2	1	1	0	13
Percentage	33.3%	0.0%	0.0%	50.0%	0	100.0%	50.0%	0	0.0%	75.0%	0	100.0%	0.0%	66.7%	33.3%	100.0%	0.0%	44.8%
<b>TOT. OFFENSE</b>																		
Net Yards	342	271	404	300	474	233	330	377	221	389	445	376	293	333	305	317	362	5,772
Plays	69	64	69	64	82	62	56	65	54	69	68	68	74	61	61	62	66	1,114
Avg./Play	5.0	4.2	5.9	4.7	5.8	3.8	5.9	5.8	4.1	5.6	6.5	5.5	4.0	5.5	5.0	5.1	5.5	5.2
<b>RUSHING</b>																		
Net Yards	105	74	116	105	196	85	113	106	59	128	81	71	58	75	37	155	82	1,646
Rush. Att.	35	18	27	32	40	29	26	30	17	36	30	25	20	17	13	35	23	453
Avg./Att.	3.0	4.1	4.3	3.3	4.9	2.9	4.3	3.5	3.5	3.6	2.7	2.8	2.9	4.4	2.8	4.4	3.6	3.6
<b>PASSING</b>																		
Net Yards	237	197	288	195	278	148	217	271	162	261	364	305	235	258	268	162	280	4,126
Attempts	32	42	42	30	37	30	30	32	32	32	38	39	50	43	44	24	43	620
Completions	24	23	29	23	25	20	21	24	18	24	23	31	28	25	28	17	29	412
Intercepted	1	0	1	0	0	1	0	1	2	0	1	0	3	0	2	0	2	14
Gross Yards	241	215	288	207	315	181	217	292	190	262	364	321	257	264	305	178	280	4,377
Sacked	2.0	4.0	0.0	2.0	5.0	3.0	0.0	3.0	5.0	1.0	0.0	4.0	4.0	1.0	4.0	3.0	0.0	41.0
Yards Lost	4	18	0	12	37	33	0	21	28	1	0	16	22	6	37	16	0	251
<b>ADVANCES</b>																		
Rushes	35	18	27	32	40	29	26	30	17	36	30	25	20	17	13	35	23	453
Completions	24	23	29	23	25	20	21	24	18	24	23	31	28	25	28	17	29	412
Totals	59	41	56	55	65	49	47	54	35	60	53	56	48	42	41	52	52	865
Total Drives	15	11	11	10	12	14	12	11	10	9	11	11	17	10	10	11	10	195
<b>PENALTIES</b>																		
Number	4	2	6	3	8	5	5	6	5	4	6	7	7	6	2	1	6	83
Yards	45	10	49	25	56	25	42	72	39	29	35	55	40	47	20	15	40	644
<b>FUMBLES</b>																		
Number	3	3	1	2	4	0	2	2	2	0	0	3	1	2	3	0	0	28
Lost	1	1	1	0	2	0	2	2	2	0	0	0	1	2	2	0	0	16
<b>PUNTING</b>																		
Yards	223	243	94	160	247	203	224	131	268	103	77	203	321	148	65	140	43	2,893
Punts	5	5	2	3	5	4	5	3	5	2	2	5	7	3	1	3	1	61
Net Avg.	40.6	47.0	37.0	53.3	43.6	47.5	44.8	37.0	43.6	44.0	38.5	38.4	43.1	48.3	59.0	43.7	43.0	43.8
Gross Avg.	44.6	48.6	47.0	53.3	49.4	50.8	44.8	43.7	53.6	51.5	38.5	40.6	45.9	49.3	65.0	46.7	43.0	47.4
<b>SCORING</b>																		
Points	31	9	17	23	25	37	31	20	3	34	24	31	27	7	12	26	20	377
Q1	7	0	0	7	11	0	7	6	0	7	3	7	0	0	0	3	3	61
Q2	7	6	0	10	0	21	10	3	3	6	10	7	7	0	0	6	10	106
Q3	3	0	10	0	0	10	7	8	0	14	8	14	7	7	6	10	0	104
Q4	14	3	7	6	14	6	7	3	0	7	3	3	13	0	6	7	7	106
OT	0	0	0	0	0	0	0	0	0	0	0	0	0	0	0	0	0	0
TD Rushing	2	0	1	0	2	2	2	0	0	2	1	2	1	0	0	2	0	17
TD Passing	2	0	1	1	1	2	1	1	0	2	1	2	3	1	2	0	2	22
TD KO Returns	0	0	0	0	0	0	0	0	0	0	0	0	0	0	0	0	0	0
TD Punt Returns	0	0	0	0	0	0	0	0	0	0	0	0	0	0	0	0	0	0
TD Sp. Teams	0	0	0	0	0	0	0	0	0	0	0	0	0	0	0	0	0	0
TD Def. Returns	0	0	0	1	0	0	1	0	0	0	0	0	0	0	0	0	0	2
FG Attempts	1	3	3	3	1	3	1	4	1	2	4	2	0	2	1	4	2	37
FG Made	1	3	1	3	1	3	1	4	1	2	3	1	0	0	0	4	2	30
Safety	0	0	0	0	0	0	0	0	0	0	0	0	0	0	0	0	0	0
2-Pt Attempts	0	0	0	0	1	0	0	1	0	0	1	0	1	0	2	0	0	6
2-Pt Made	0	0	0	0	1	0	0	1	0	0	1	0	0	0	0	0	0	3
Time of Possession	33:37	28:11	32:03	32:51	38:12	28:41	23:50	34:16	26:49	36:26	33:54	34:12	28:11	25:41	22:53	33:29	32:17	525:33



# 2023 GAME-BY-GAME - DEFENSE

2023 REGULAR SEASON JAGUARS GAME-BY-GAME DEFENSE																		
	09/10	09/17	09/24	10/01	10/08	10/15	10/19	10/29	11/12	11/19	11/26	12/04	12/10	12/17	12/24	12/31	01/07	Totals
	@	KC	HOU	ATL	@	IND	@	@	SF	TEN	@	CIN	@	BAL	@	CAR	@	Totals
	IND				BUF		NO	PIT			HOU		CLE		TB		TEN	Totals
<b>FIRST DOWNS</b>																		
Total	18	19	15	17	18	18	25	17	20	12	19	27	16	25	22	7	19	314
Rushing	4	7	4	6	3	4	8	4	8	4	6	8	5	14	4	2	8	99
Passing	12	12	11	11	13	14	15	12	11	6	12	17	11	9	17	5	10	198
Penalty	2	0	0	0	2	0	2	1	1	2	1	2	0	2	1	0	1	17
<b>THIRD DOWNS</b>																		
Attempts	12	13	15	12	12	17	18	12	12	7	13	14	18	12	19	13	11	230
Converted	2	4	9	6	5	6	3	3	4	2	6	8	4	5	10	1	6	84
Percentage	16.7%	30.8%	60.0%	50.0%	41.7%	35.3%	16.7%	25.0%	33.3%	28.6%	46.2%	57.1%	22.2%	41.7%	52.6%	7.7%	54.5%	36.5%
<b>FOURTH DOWNS</b>																		
Attempts	5	2	0	1	0	6	6	2	2	1	1	2	3	1	2	6	1	41
Converted	1	2	0	0	0	3	4	0	1	1	0	1	3	1	1	3	0	21
Percentage	20.0%	100.0%	0	0.0%	0	50.0%	66.7%	0.0%	50.0%	100.0%	0.0%	50.0%	100.0%	100.0%	50.0%	50.0%	0.0%	51.2%
<b>TOT. OFFENSE</b>																		
Net Yards	280	399	366	287	388	354	407	261	437	235	352	491	389	396	335	124	327	5,828
Plays	69	64	56	57	54	75	87	64	60	38	58	72	74	69	73	53	55	1,078
Avg./Play	4.1	6.2	6.5	5.0	7.2	4.7	4.7	4.1	7.3	6.2	6.1	6.8	5.3	5.7	4.6	2.3	5.9	5.4
<b>RUSHING</b>																		
Net Yards	65	101	86	127	29	44	112	70	144	92	91	156	82	251	70	57	175	1,752
Rush. Att.	26	22	26	22	14	17	31	18	30	19	18	31	28	42	36	15	26	421
Avg./Att.	2.5	4.6	3.3	5.8	2.1	2.6	3.6	3.9	4.8	4.8	5.1	5.0	2.9	6.0	1.9	3.8	6.7	4.2
<b>PASSING</b>																		
Net Yards	215	298	280	160	359	310	295	191	293	143	261	335	307	145	265	67	152	4,076
Attempts	39	41	30	31	40	55	55	43	28	17	36	39	45	24	35	32	27	617
Completions	24	29	20	19	27	33	33	25	20	13	26	33	26	14	26	19	17	404
Intercepted	1	1	0	2	1	3	1	2	0	0	0	1	1	1	0	1	1	16
Gross Yards	223	305	280	191	359	329	301	211	302	158	304	347	311	171	283	112	168	4,355
Sacked	4.0	1.0	0.0	4.0	0.0	3.0	1.0	3.0	2.0	2.0	4.0	2.0	1.0	3.0	2.0	6.0	2.0	40.0
Yards Lost	8	7	0	31	0	19	6	20	9	15	43	12	4	26	18	45	16	279
<b>ADVANCES</b>																		
Rushes	26	22	26	22	14	17	31	18	30	19	18	31	28	42	36	15	26	421
Completions	24	29	20	19	27	33	33	25	20	13	26	33	26	14	26	19	17	404
Totals	50	51	46	41	41	50	64	43	50	32	44	64	54	56	62	34	43	825
Total Drives	14	10	11	10	12	13	14	12	11	9	10	12	17	10	11	10	10	196
<b>PENALTIES</b>																		
Number	4	12	8	3	11	6	3	6	7	7	7	6	8	6	6	3	5	108
Yards	35	94	75	50	109	46	34	52	90	66	49	35	75	54	44	24	29	961
<b>FUMBLES</b>																		
Number	2	4	0	1	2	1	1	2	0	2	0	0	2	0	0	0	1	18
Lost	2	2	0	1	1	1	0	0	0	2	0	0	2	0	0	0	0	11
<b>PUNTING</b>																		
Yards	208	193	173	271	258	143	169	257	141	214	192	33	412	129	101	297	144	3,335
Punts	5	4	4	5	6	3	4	6	3	4	4	1	8	3	2	6	3	71
Net Avg.	30.0	47.0	43.3	50.8	42.2	45.7	40.0	37.2	42.0	48.5	42.5	33.0	41.1	37.3	45.5	43.3	41.7	41.9
Gross Avg.	41.6	48.3	43.3	54.2	43.0	47.7	42.3	42.8	47.0	53.5	48.0	33.0	51.5	43.0	50.5	49.5	48.0	47.0
<b>SCORING</b>																		
Points	21	17	37	7	20	20	24	10	34	14	21	34	31	23	30	0	28	371
Q1	0	0	7	0	0	3	3	0	10	0	0	0	7	3	3	0	7	43
Q2	7	7	10	0	7	3	3	3	3	0	7	14	7	7	17	0	14	109
Q3	14	7	7	7	0	0	3	7	14	7	7	7	7	0	10	0	7	104
Q4	0	3	13	0	13	14	15	0	7	7	7	10	10	13	0	0	0	112
OT	0	0	0	0	0	0	0	0	0	0	0	3	0	0	0	0	0	3
TD Rushing	1	0	1	0	1	1	1	0	1	0	1	3	1	1	1	0	2	15
TD Passing	1	2	2	1	2	1	1	1	3	2	2	1	3	1	2	0	2	27
TD KO Returns	0	0	1	0	0	0	0	0	0	0	0	0	0	0	0	0	0	1
TD Punt Returns	0	0	0	0	0	0	0	0	0	0	0	0	0	0	0	0	0	0
TD Sp. Teams	0	0	0	0	0	0	0	0	0	0	0	0	0	0	0	0	0	0
TD Def. Returns	1	0	0	0	0	0	0	0	0	0	0	0	0	0	0	0	0	1
FG Attempts	0	1	3	0	0	2	4	2	2	0	2	3	1	3	3	0	0	26
FG Made	0	1	3	0	0	2	3	1	2	0	0	2	1	3	3	0	0	21
Safety	0	0	0	0	0	0	0	0	0	0	0	0	0	0	0	0	0	0
2-Pt Attempts	0	0	0	0	1	0	1	0	0	0	0	0	0	0	0	0	0	2
2-Pt Made	0	0	0	0	0	0	1	0	0	0	0	0	0	0	0	0	0	1
Time of Possession	26:23	31:49	27:57	27:09	21:48	31:19	36:10	25:44	33:11	23:34	26:06	34:03	31:49	34:19	37:07	26:31	27:43	502:42



# 2023 THIRD DOWN EFFICIENCY

## JAGUARS 2023 REGULAR SEASON THIRD DOWN EFFICIENCY

JAGUARS												
Date	Opponent	3rd & 1	3rd & 2	3rd & 3	3rd & 4	3rd & 5	3rd & 6	3rd & 7	3rd & 8	3rd & 9	3rd & 10+	Total
09/10	at Indianapolis	2 / 3	0 / 1	0 / 1	0 / 2	0 / 1	0 / 1	1 / 1	0 / 0	0 / 0	0 / 2	3 / 12
09/17	Kansas City	0 / 0	0 / 1	0 / 0	1 / 2	1 / 2	1 / 2	0 / 1	0 / 0	0 / 0	0 / 4	3 / 12
09/24	Houston	2 / 2	1 / 2	0 / 0	2 / 2	0 / 0	0 / 2	0 / 1	0 / 1	0 / 2	0 / 1	5 / 13
10/01	Atlanta	0 / 1	1 / 3	1 / 1	1 / 1	0 / 3	1 / 1	1 / 1	0 / 0	0 / 1	0 / 2	5 / 14
10/08	at Buffalo	2 / 3	0 / 1	0 / 0	2 / 3	3 / 3	1 / 1	1 / 1	0 / 1	0 / 1	1 / 4	10 / 18
10/15	Indianapolis	2 / 3	0 / 1	0 / 0	0 / 2	0 / 0	1 / 1	0 / 1	0 / 0	0 / 1	1 / 5	4 / 14
10/19	at New Orleans	0 / 1	0 / 1	1 / 2	0 / 0	0 / 1	0 / 1	1 / 1	0 / 1	0 / 0	0 / 3	2 / 11
10/29	at Pittsburgh	2 / 2	0 / 1	1 / 1	1 / 1	1 / 1	0 / 0	1 / 1	0 / 0	0 / 1	0 / 5	6 / 13
11/12	San Francisco	1 / 2	1 / 1	0 / 0	2 / 4	0 / 1	0 / 0	0 / 1	0 / 0	0 / 0	0 / 3	4 / 12
11/19	Tennessee	0 / 1	1 / 2	1 / 2	0 / 1	0 / 1	0 / 0	1 / 2	0 / 0	0 / 1	1 / 2	4 / 12
11/26	at Houston	2 / 2	0 / 0	0 / 0	0 / 0	1 / 1	1 / 1	0 / 2	1 / 1	0 / 0	2 / 6	7 / 13
12/04	Cincinnati	3 / 5	0 / 1	0 / 1	0 / 1	0 / 0	1 / 1	1 / 1	0 / 0	1 / 2	0 / 3	6 / 15
12/10	at Cleveland	1 / 2	2 / 3	1 / 1	1 / 2	0 / 0	1 / 1	0 / 0	0 / 1	0 / 1	1 / 6	7 / 17
12/17	Baltimore	1 / 1	1 / 2	0 / 0	1 / 1	0 / 0	0 / 3	0 / 0	0 / 1	0 / 0	0 / 5	3 / 13
12/24	at Tampa Bay	0 / 1	0 / 0	0 / 1	0 / 0	0 / 0	1 / 1	1 / 1	0 / 1	0 / 0	1 / 4	3 / 9
12/31	Carolina	2 / 2	0 / 0	0 / 1	1 / 2	2 / 6	1 / 2	0 / 0	0 / 0	0 / 1	1 / 2	7 / 16
01/07	at Tennessee	2 / 3	2 / 3	0 / 1	0 / 0	1 / 1	2 / 2	0 / 2	0 / 0	1 / 1	0 / 1	8 / 14
<b>TOTALS</b>		<b>22 / 34</b>	<b>9 / 23</b>	<b>5 / 12</b>	<b>12 / 24</b>	<b>9 / 21</b>	<b>11 / 20</b>	<b>8 / 17</b>	<b>1 / 7</b>	<b>2 / 12</b>	<b>8 / 58</b>	<b>87 / 228</b>
		<b>64.7%</b>	<b>39.1%</b>	<b>41.7%</b>	<b>50.0%</b>	<b>42.9%</b>	<b>55.0%</b>	<b>47.1%</b>	<b>14.3%</b>	<b>16.7%</b>	<b>13.8%</b>	<b>38.2%</b>



# 2023 FOURTH DOWN EFFICIENCY

2023 REGULAR SEASON FOURTH DOWN EFFICIENCY													
Date	Opponent	JAGUARS						OPPONENT					
		4th & 1	4th & 2	4th & 3	4th & 4	4th & 5+	Total	4th & 1	4th & 2	4th & 3	4th & 4	4th & 5+	Total
09/10	at Indianapolis	0 / 2	1 / 1	0 / 0	0 / 0	0 / 0	1 / 3	0 / 3	0 / 0	0 / 0	0 / 1	1 / 1	1 / 5
09/17	Kansas City	0 / 0	0 / 0	0 / 0	0 / 0	0 / 2	0 / 2	1 / 1	1 / 1	0 / 0	0 / 0	0 / 0	2 / 2
09/24	Houston	0 / 0	0 / 0	0 / 0	0 / 0	0 / 1	0 / 1	0 / 0	0 / 0	0 / 0	0 / 0	0 / 0	0 / 0
10/01	Atlanta	1 / 2	0 / 0	0 / 0	0 / 0	0 / 0	1 / 2	0 / 0	0 / 0	0 / 1	0 / 0	0 / 0	0 / 1
10/08	at Buffalo	0 / 0	0 / 0	0 / 0	0 / 0	0 / 0	0 / 0	0 / 0	0 / 0	0 / 0	0 / 0	0 / 0	0 / 0
10/15	Indianapolis	1 / 1	0 / 0	0 / 0	0 / 0	0 / 0	1 / 1	1 / 1	1 / 1	0 / 0	0 / 0	1 / 4	3 / 6
10/19	at New Orleans	0 / 1	1 / 1	0 / 0	0 / 0	0 / 0	1 / 2	2 / 2	1 / 2	1 / 1	0 / 0	0 / 1	4 / 6
10/29	at Pittsburgh	0 / 0	0 / 0	0 / 0	0 / 0	0 / 0	0 / 0	0 / 0	0 / 1	0 / 0	0 / 0	0 / 1	0 / 2
11/12	San Francisco	0 / 0	0 / 0	0 / 0	0 / 0	0 / 1	0 / 1	0 / 0	0 / 0	0 / 0	0 / 0	1 / 2	1 / 2
11/19	Tennessee	2 / 2	0 / 0	0 / 0	1 / 1	0 / 1	3 / 4	1 / 1	0 / 0	0 / 0	0 / 0	0 / 0	1 / 1
11/26	at Houston	0 / 0	0 / 0	0 / 0	0 / 0	0 / 0	0 / 0	0 / 1	0 / 0	0 / 0	0 / 0	0 / 0	0 / 1
12/04	Cincinnati	2 / 2	0 / 0	0 / 0	0 / 0	0 / 0	2 / 2	0 / 0	0 / 0	1 / 2	0 / 0	0 / 0	1 / 2
12/10	at Cleveland	0 / 0	0 / 0	0 / 1	0 / 0	0 / 0	0 / 1	2 / 2	0 / 0	1 / 1	0 / 0	0 / 0	3 / 3
12/17	Baltimore	0 / 0	1 / 1	0 / 0	1 / 1	0 / 1	2 / 3	0 / 0	0 / 0	1 / 1	0 / 0	0 / 0	1 / 1
12/24	at Tampa Bay	1 / 1	0 / 0	0 / 0	0 / 0	0 / 2	1 / 3	0 / 0	1 / 2	0 / 0	0 / 0	0 / 0	1 / 2
12/31	Carolina	1 / 1	0 / 0	0 / 0	0 / 0	0 / 0	1 / 1	0 / 0	1 / 1	1 / 1	0 / 0	1 / 4	3 / 6
01/07	at Tennessee	0 / 1	0 / 1	0 / 0	0 / 0	0 / 1	0 / 3	0 / 0	0 / 0	0 / 0	0 / 0	0 / 1	0 / 1
<b>TOTALS</b>		<b>8 / 13</b>	<b>3 / 4</b>	<b>0 / 1</b>	<b>2 / 2</b>	<b>0 / 9</b>	<b>13 / 29</b>	<b>7 / 11</b>	<b>5 / 8</b>	<b>5 / 7</b>	<b>0 / 1</b>	<b>4 / 14</b>	<b>21 / 41</b>
		<b>61.5%</b>	<b>75.0%</b>	<b>0.0%</b>	<b>100.0%</b>	<b>0.0%</b>	<b>44.8%</b>	<b>63.6%</b>	<b>62.5%</b>	<b>71.4%</b>	<b>0.0%</b>	<b>28.6%</b>	<b>51.2%</b>





# 2023 NFL REGULAR SEASON STANDINGS

## AMERICAN FOOTBALL CONFERENCE

### EAST DIVISION

TEAM	W	L	T	PCT	PF	PA	NET PTS	HOME	AWAY	CONF	DIV	STREAK
Buffalo Bills	11	6	0	.647	451	311	140	7-2-0	4-4-0	7-5-0	4-2-0	Won 5
Miami Dolphins	11	6	0	.647	496	391	105	7-2-0	4-4-0	7-5-0	4-2-0	Lost 2
New York Jets	7	10	0	.412	268	355	-87	4-5-0	3-5-0	4-8-0	2-4-0	Won 1
New England Patriots	4	13	0	.235	236	366	-130	1-8-0	3-5-0	4-8-0	2-4-0	Lost 2

### NORTH DIVISION

TEAM	W	L	T	PCT	PF	PA	NET PTS	HOME	AWAY	CONF	DIV	STREAK
Baltimore Ravens	13	4	0	.765	483	280	203	6-3-0	7-1-0	8-4-0	3-3-0	Lost 1
Cleveland Browns	11	6	0	.647	396	362	34	8-1-0	3-5-0	8-4-0	3-3-0	Lost 1
Pittsburgh Steelers	10	7	0	.588	304	324	-20	5-4-0	5-3-0	7-5-0	5-1-0	Won 3
Cincinnati Bengals	9	8	0	.529	366	384	-18	6-3-0	3-5-0	4-8-0	1-5-0	Won 1

### SOUTH DIVISION

TEAM	W	L	T	PCT	PF	PA	NET PTS	HOME	AWAY	CONF	DIV	STREAK
Houston Texans	10	7	0	.588	377	353	24	6-3-0	4-4-0	7-5-0	4-2-0	Won 2
<b>Jacksonville Jaguars</b>	<b>9</b>	<b>8</b>	<b>0</b>	<b>.529</b>	<b>377</b>	<b>371</b>	<b>6</b>	<b>4-5-0</b>	<b>5-3-0</b>	<b>6-6-0</b>	<b>4-2-0</b>	<b>Lost 1</b>
Indianapolis Colts	9	8	0	.529	396	415	-19	4-5-0	5-3-0	7-5-0	3-3-0	Lost 1
Tennessee Titans	6	11	0	.353	305	367	-62	5-4-0	1-7-0	4-8-0	1-5-0	Won 1

### WEST DIVISION

TEAM	W	L	T	PCT	PF	PA	NET PTS	HOME	AWAY	CONF	DIV	STREAK
Kansas City Chiefs	11	6	0	.647	371	294	77	5-4-0	6-2-0	9-3-0	4-2-0	Won 2
Las Vegas Raiders	8	9	0	.471	332	331	1	6-3-0	2-6-0	6-6-0	4-2-0	Won 1
Denver Broncos	8	9	0	.471	357	413	-56	5-4-0	3-5-0	5-7-0	3-3-0	Lost 1
Los Angeles Chargers	5	12	0	.294	346	398	-52	2-7-0	3-5-0	3-9-0	1-5-0	Lost 5

## NATIONAL FOOTBALL CONFERENCE

### EAST DIVISION

TEAM	W	L	T	PCT	PF	PA	NET PTS	HOME	AWAY	CONF	DIV	STREAK
Dallas Cowboys	12	5	0	.706	509	315	194	8-0-0	4-5-0	9-3-0	5-1-0	Won 2
Philadelphia Eagles	11	6	0	.647	433	428	5	6-2-0	5-4-0	7-5-0	4-2-0	Lost 2
New York Giants	6	11	0	.353	266	407	-141	4-4-0	2-7-0	5-7-0	3-3-0	Won 1
Washington Commanders	4	13	0	.235	329	518	-189	1-7-0	3-6-0	2-10-0	0-6-0	Lost 8

### NORTH DIVISION

TEAM	W	L	T	PCT	PF	PA	NET PTS	HOME	AWAY	CONF	DIV	STREAK
Detroit Lions	12	5	0	.706	461	395	66	6-2-0	6-3-0	8-4-0	4-2-0	Won 1
Green Bay Packers	9	8	0	.529	383	350	33	5-3-0	4-5-0	7-5-0	4-2-0	Won 3
Minnesota Vikings	7	10	0	.412	344	362	-18	2-6-0	5-4-0	6-6-0	2-4-0	Lost 4
Chicago Bears	7	10	0	.412	360	379	-19	5-3-0	2-7-0	6-6-0	2-4-0	Lost 1

### SOUTH DIVISION

TEAM	W	L	T	PCT	PF	PA	NET PTS	HOME	AWAY	CONF	DIV	STREAK
Tampa Bay Buccaneers	9	8	0	.529	348	325	23	4-4-0	5-4-0	7-5-0	4-2-0	Won 1
New Orleans Saints	9	8	0	.529	402	327	75	5-3-0	4-5-0	6-6-0	4-2-0	Won 2
Atlanta Falcons	7	10	0	.412	321	373	-52	5-3-0	2-7-0	4-8-0	3-3-0	Lost 2
Carolina Panthers	2	15	0	.118	236	416	-180	2-6-0	0-9-0	1-11-0	1-5-0	Lost 3

### WEST DIVISION

TEAM	W	L	T	PCT	PF	PA	NET PTS	HOME	AWAY	CONF	DIV	STREAK
San Francisco 49ers	12	5	0	.706	491	298	193	5-3-0	7-2-0	10-2-0	5-1-0	Lost 1
Los Angeles Rams	10	7	0	.588	404	377	27	5-3-0	5-4-0	8-4-0	5-1-0	Won 4
Seattle Seahawks	9	8	0	.529	364	402	-38	5-3-0	4-5-0	7-5-0	2-4-0	Won 1
Arizona Cardinals	4	13	0	.235	330	455	-125	2-6-0	2-7-0	3-9-0	0-6-0	Lost 1



# 2023 GAME SUMMARIES



## WEEK 1



65,749 ■ Lucas Oil Stadium ■ Sep 10, 2023

Jacksonville Jaguars ..... 7    7    3    14    -    31  
 Indianapolis Colts ..... 0    7    14    0    -    21

### SCORING DRIVES

TEAM	QTR	TIME	SCORING PLAY	JAX	IND
Jaguars	1	05:18	C.Ridley 9 yd. pass from T.Lawrence (B.McManus kick) (9-61, 5:07)	7	0
Colts	2	14:57	A.Richardson 2 yd. run (M.Gay kick) (11-75, 5:21)	7	7
Jaguars	2	04:56	Z.Jones 18 yd. pass from T.Lawrence (B.McManus kick) (7-57, 3:55)	14	7
Colts	3	11:25	M.Pittman 39 yd. pass from A.Richardson (M.Gay kick) (6-63, 2:35)	14	14
Jaguars	3	08:31	B.McManus 45 yd. Field Goal (8-48, 2:54)	17	14
Colts	3	02:27	D.Buckner 26 yd. fumble return (M.Gay kick)	17	21
Jaguars	4	05:14	T.Bigsby 1 yd. run (B.McManus kick) (10-46, 5:32)	24	21
Jaguars	4	04:08	T.Etienne 26 yd. run (B.McManus kick) (3-44, 0:52)	31	21

### JACKSONVILLE JAGUARS

PASSING	ATT	CP	YDS	SK/YD	TD	LG	INT	RTG
Trevor Lawrence	32	24	241	2/4	2	29	1	103.8
<b>TOTAL</b>	<b>32</b>	<b>24</b>	<b>241</b>	<b>2/4</b>	<b>2</b>	<b>29</b>	<b>1</b>	<b>103.8</b>

RUSHING	ATT	YDS	AVG	LG	TD
Travis Etienne Jr.	18	77	4.3	26t	1
Trevor Lawrence	7	21	3.0	11	0
Tank Bigsby	7	13	1.9	4	1
Jamal Agnew	2	-2	-1.0	0	0
D'Ernest Johnson	1	-4	-4.0	-4	0
<b>TOTAL</b>	<b>35</b>	<b>105</b>	<b>3.0</b>	<b>26T</b>	<b>2</b>

RECEIVING	NO	YDS	AVG	LG	TD
Calvin Ridley	8	101	12.6	29	1
Zay Jones	5	55	11.0	18t	1
Evan Engram	5	49	9.8	26	0
Travis Etienne Jr.	5	27	5.4	10	0
Christian Kirk	1	9	9.0	9	0
<b>TOTAL</b>	<b>24</b>	<b>241</b>	<b>10.0</b>	<b>29</b>	<b>2</b>

TOP DEFENSE	TOT	SOLO	AST	SCK	YDS	INT
Foyesade Oluokun	13	8	5	0.0	0.0	0
Andre Cisco	10	7	3	0.0	0.0	0
Josh Hines-Allen	10	7	3	3.0	3.0	0

FIELD GOALS	FGM/FGA	PERCENT	RESULTS
Brandon McManus	1-1	100.0	45G
<b>TOTAL</b>	<b>1-1</b>	<b>100.0</b>	

### INDIANAPOLIS COLTS

PASSING	ATT	CP	YDS	SK/YD	TD	LG	INT	RTG
Anthony Richardson	37	24	223	4/8	1	39t	1	79.0
Gardner Minshew II	2	0	0	0/0	0	0	0	39.6
<b>TOTAL</b>	<b>39</b>	<b>24</b>	<b>223</b>	<b>4/8</b>	<b>1</b>	<b>39T</b>	<b>1</b>	<b>75.1</b>

RUSHING	ATT	YDS	AVG	LG	TD
Anthony Richardson	10	40	4.0	12	1
Deon Jackson	13	14	1.1	7	0
Jake Funk	2	10	5.0	7	0
Evan Hull	1	1	1.0	1	0
<b>TOTAL</b>	<b>26</b>	<b>65</b>	<b>2.5</b>	<b>12</b>	<b>1</b>

RECEIVING	NO	YDS	AVG	LG	TD
Michael Pittman Jr.	8	97	12.1	39t	1
Deon Jackson	5	14	2.8	8	0
Kylen Granson	4	39	9.8	14	0
Josh Downs	3	30	10.0	22	0
Drew Ogletree	1	20	20.0	20	0
Jake Funk	1	12	12.0	12	0
Evan Hull	1	6	6.0	6	0
Alec Pierce	1	5	5.0	5	0
<b>TOTAL</b>	<b>24</b>	<b>223</b>	<b>9.3</b>	<b>39T</b>	<b>1</b>

TOP DEFENSE	TOT	SOLO	AST	SCK	YDS	INT
Zaire Franklin	17	10	7	0.0	0.0	0
Shaquille Leonard	8	3	5	0.0	0.0	0
DeForest Buckner	7	4	3	1.0	1.0	0

FIELD GOALS	FGM/FGA	PERCENT	RESULTS
			No Field Goals

### Team Statistics

	Jaguars	Colts
First Downs	20	18
3rd-Down Eff. (Made/Att/Pct)	3/12/25%	2/12/17%
4th-Down Eff. (Made/Att/Pct)	1/3/33%	1/5/20%
Total Net Yards	342	280
Total Plays	69	69
Yards Per Play	5.0	4.1
Rushes/Net Yards	35/105	26/65
Net Passing	237	215
Pass Attempts/Completions	32/24	39/24
Had Intercepted	1	1
Sacked/Yards Lost	2/4	4/8
Punts/Average	5/44.6	5/41.6
Penalties/Yards	4/45	4/35
Fumbles/Lost	3/1	2/2
Possession Time	33:37	26:23



# 2023 GAME SUMMARIES



## WEEK 2



69,615 ■ EverBank Stadium ■ Sep 17, 2023

Kansas City Chiefs ..... 0 7 7 3 - 17  
 Jacksonville Jaguars ..... 0 6 0 3 - 9

### SCORING DRIVES

TEAM	QTR	TIME	SCORING PLAY	KC	JAX
Jaguars	2	12:59	B.McManus 32 yd. Field Goal (4-3, 1:52)	0	3
Chiefs	2	00:28	S.Moore 9 yd. pass from P.Mahomes (H.Butker kick) (7-50, 3:37)	7	3
Jaguars	2	00:00	B.McManus 49 yd. Field Goal (5-44, 0:27)	7	6
Chiefs	3	11:30	T.Kelce 9 yd. pass from P.Mahomes (H.Butker kick) (7-81, 3:30)	14	6
Jaguars	4	13:43	B.McManus 22 yd. Field Goal (9-73, 3:16)	14	9
Chiefs	4	08:10	H.Butker 38 yd. Field Goal (13-55, 5:33)	17	9

### JACKSONVILLE JAGUARS

PASSING	ATT	CP	YDS	SK/YD	TD	LG	INT	RTG
Trevor Lawrence	41	22	216	4/18	0	45	0	68.8
Christian Kirk	1	1	-1	0/0	0	-1	0	79.2
<b>TOTAL</b>	<b>42</b>	<b>23</b>	<b>215</b>	<b>4/18</b>	<b>0</b>	<b>45</b>	<b>0</b>	<b>69.0</b>

RUSHING	ATT	YDS	AVG	LG	TD
Travis Etienne Jr.	12	40	3.3	9	0
Trevor Lawrence	5	26	5.2	18	0
D'Ernest Johnson	1	8	8.0	8	0
<b>TOTAL</b>	<b>18</b>	<b>74</b>	<b>4.1</b>	<b>18</b>	<b>0</b>

RECEIVING	NO	YDS	AVG	LG	TD
Christian Kirk	11	110	10.0	45	0
Evan Engram	6	57	9.5	17	0
Calvin Ridley	2	32	16.0	26	0
Travis Etienne Jr.	2	2	1.0	3	0
D'Ernest Johnson	1	9	9.0	9	0
Jamal Agnew	1	5	5.0	5	0
<b>TOTAL</b>	<b>23</b>	<b>215</b>	<b>9.3</b>	<b>45</b>	<b>0</b>

TOP DEFENSE	TOT	SOLO	AST	SCK	YDS	INT
Devin Lloyd	11	5	6	0.0	0.0	0
Foyesade Oluokun	10	6	4	0.0	0.0	0
Rayshawn Jenkins	8	6	2	0.0	0.0	0

FIELD GOALS	FGM/FGA	PERCENT	RESULTS
Brandon McManus	3-3	100.0	32G, 49G, 22G
<b>TOTAL</b>	<b>3-3</b>	<b>100.0</b>	

### KANSAS CITY CHIEFS

PASSING	ATT	CP	YDS	SK/YD	TD	LG	INT	RTG
Patrick Mahomes	41	29	305	1/7	2	54	1	98.1
<b>TOTAL</b>	<b>41</b>	<b>29</b>	<b>305</b>	<b>1/7</b>	<b>2</b>	<b>54</b>	<b>1</b>	<b>98.1</b>

RUSHING	ATT	YDS	AVG	LG	TD
Isiah Pacheco	12	70	5.8	31	0
Patrick Mahomes	7	30	4.3	14	0
Kadarius Toney	1	3	3.0	3	0
Clyde Edwards-Helaire	1	0	0.0	0	0
Jerick McKinnon	1	-2	-2.0	-2	0
<b>TOTAL</b>	<b>22</b>	<b>101</b>	<b>4.6</b>	<b>31</b>	<b>0</b>

RECEIVING	NO	YDS	AVG	LG	TD
Kadarius Toney	5	35	7.0	17	0
Travis Kelce	4	26	6.5	9t	1
Skyy Moore	3	70	23.3	54	1
Justin Watson	3	62	20.7	34	0
Noah Gray	3	38	12.7	16	0
Jerick McKinnon	3	24	8.0	11	0
Rashee Rice	2	20	10.0	15	0
Clyde Edwards-Helaire	2	17	8.5	10	0
Marquez Valdes-Scantling	2	13	6.5	8	0
Isiah Pacheco	1	0	0.0	0	0
Donovan Smith	1	0	0.0	0	0
<b>TOTAL</b>	<b>29</b>	<b>305</b>	<b>10.5</b>	<b>54</b>	<b>2</b>

TOP DEFENSE	TOT	SOLO	AST	SCK	YDS	INT
Nick Bolton	8	5	3	0.0	0.0	0
L'Jarius Sneed	7	6	1	0.0	0.0	0
Justin Reid	6	5	1	0.0	0.0	0

FIELD GOALS	FGM/FGA	PERCENT	RESULTS
Harrison Butker	1-1	100.0	38G
<b>TOTAL</b>	<b>1-1</b>	<b>100.0</b>	

### Team Statistics

	Chiefs	Jaguars
First Downs	19	18
3rd-Down Eff. (Made/Att/Pct)	4/13/31%	3/12/25%
4th-Down Eff. (Made/Att/Pct)	2/2/100%	0/2/0%
Total Net Yards	399	271
Total Plays	64	64
Yards Per Play	6.2	4.2
Rushes/Net Yards	22/101	18/74
Net Passing	298	197
Pass Attempts/Completions	41/29	42/23
Had Intercepted	1	0
Sacked/Yards Lost	1/7	4/18
Punts/Average	4/48.3	5/48.6
Penalties/Yards	12/94	2/10
Fumbles/Lost	4/2	3/1
Possession Time	31:49	28:11



# 2023 GAME SUMMARIES



## WEEK 3



61,466 ■ EverBank Stadium ■ Sep 24, 2023

Houston Texans ..... 7 10 7 13 – 37  
 Jacksonville Jaguars ..... 0 0 10 7 – 17

### SCORING DRIVES

TEAM	QTR	TIME	SCORING PLAY	HOU	JAX
Texans	1	07:35	D.Pierce 1 yd. run (K.Fairbairn kick) (7-62, 3:57)	7	0
Texans	2	07:27	B.Jordan 4 yd. pass from C.Stroud (K.Fairbairn kick) (7-41, 4:24)	14	0
Texans	2	00:00	K.Fairbairn 28 yd. Field Goal (9-56, 1:04)	17	0
Jaguars	3	11:17	T.Bigsby 1 yd. run (B.McManus kick) (7-67, 3:43)	17	7
Jaguars	3	04:35	B.McManus 33 yd. Field Goal (8-53, 4:44)	17	10
Texans	3	04:19	A.Beck 85 yd. kickoff return (K.Fairbairn kick) (0-0, 0:16)	24	10
Texans	4	12:36	K.Fairbairn 26 yd. Field Goal (10-41, 4:44)	27	10
Jaguars	4	10:40	C.Kirk 26 yd. pass from T.Lawrence (B.McManus kick) (6-75, 1:56)	27	17
Texans	4	08:59	N.Dell 68 yd. pass from C.Stroud (K.Fairbairn kick) (3-75, 1:41)	34	17
Texans	4	02:10	K.Fairbairn 33 yd. Field Goal (7-29, 4:35)	37	17

### JACKSONVILLE JAGUARS

PASSING	ATT	CP	YDS	SK/YD	TD	LG	INT	RTG
Trevor Lawrence	40	27	279	0/0	1	28	1	85.3
C.J. Beathard	2	2	9	0/0	0	6	0	85.4
<b>TOTAL</b>	<b>42</b>	<b>29</b>	<b>288</b>	<b>0/0</b>	<b>1</b>	<b>28</b>	<b>1</b>	<b>86.2</b>

RUSHING	ATT	YDS	AVG	LG	TD
Travis Etienne Jr.	19	88	4.6	16	0
Trevor Lawrence	3	12	4.0	8	0
Tank Bigsby	2	10	5.0	9	1
D'Ernest Johnson	3	6	2.0	3	0
<b>TOTAL</b>	<b>27</b>	<b>116</b>	<b>4.3</b>	<b>16</b>	<b>1</b>

RECEIVING	NO	YDS	AVG	LG	TD
Evan Engram	7	67	9.6	28	0
Christian Kirk	4	54	13.5	26t	1
Travis Etienne Jr.	4	50	12.5	18	0
Jamal Agnew	4	49	12.3	14	0
Catvin Ridley	3	40	13.3	21	0
Tim Jones	2	11	5.5	6	0
Brenton Strange	2	7	3.5	4	0
D'Ernest Johnson	2	6	3.0	6	0
Luke Farrell	1	4	4.0	4	0
<b>TOTAL</b>	<b>29</b>	<b>288</b>	<b>9.9</b>	<b>28</b>	<b>1</b>

TOP DEFENSE	TOT	SOLO	AST	SCK	YDS	INT
Foyesade Oluokun	14	8	6	0.0	0.0	0
Rayshawn Jenkins	7	6	1	0.0	0.0	0
Andre Cisco	7	4	3	0.0	0.0	0

FIELD GOALS	FGM/FGA	PERCENT	RESULTS
Brandon McManus	1-3	33.3	48WR, 51B, 33G
<b>TOTAL</b>	<b>1-3</b>	<b>33.0</b>	

### HOUSTON TEXANS

PASSING	ATT	CP	YDS	SK/YD	TD	LG	INT	RTG
C.J. Stroud	30	20	280	0/0	2	68t	0	118.8
<b>TOTAL</b>	<b>30</b>	<b>20</b>	<b>280</b>	<b>0/0</b>	<b>2</b>	<b>68T</b>	<b>0</b>	<b>118.8</b>

RUSHING	ATT	YDS	AVG	LG	TD
Devin Singletary	9	41	4.6	14	0
Dameon Pierce	14	31	2.2	10	1
C.J. Stroud	3	14	4.7	11	0
<b>TOTAL</b>	<b>26</b>	<b>86</b>	<b>3.3</b>	<b>14</b>	<b>1</b>

RECEIVING	NO	YDS	AVG	LG	TD
Tank Dell	5	145	29.0	68t	1
Robert Woods	3	34	11.3	17	0
Dameon Pierce	3	28	9.3	11	0
Nico Collins	2	34	17.0	29	0
Brevin Jordan	2	13	6.5	9	1
John Metchie III	2	13	6.5	11	0
Devin Singletary	2	4	2.0	7	0
Dalton Schultz	1	9	9.0	9	0
<b>TOTAL</b>	<b>20</b>	<b>280</b>	<b>14.0</b>	<b>68T</b>	<b>2</b>

TOP DEFENSE	TOT	SOLO	AST	SCK	YDS	INT
Shaquill Griffin	10	7	3	0.0	0.0	0
Henry To'oTo'o	10	6	4	0.0	0.0	0
Jimmie Ward	8	5	3	0.0	0.0	0

FIELD GOALS	FGM/FGA	PERCENT	RESULTS
Ka'imi Fairbairn	3-3	100.0	28G, 26G, 33G
<b>TOTAL</b>	<b>3-3</b>	<b>100.0</b>	

### Team Statistics

	Texans	Jaguars
First Downs	15	22
3rd-Down Eff. (Made/Att/Pct)	9/15/60%	5/13/38%
4th-Down Eff. (Made/Att/Pct)	0/0/0%	0/1/0%
Total Net Yards	366	404
Total Plays	56	69
Yards Per Play	6.5	5.9
Rushes/Net Yards	26/86	27/116
Net Passing	280	288
Pass Attempts/Completions	30/20	42/29
Had Intercepted	0	1
Sacked/Yards Lost	0/0	0/0
Punts/Average	4/43.3	2/47.0
Penalties/Yards	8/75	6/49
Fumbles/Lost	0/0	1/1
Possession Time	27:57	32:03



# 2023 GAME SUMMARIES



## WEEK 4



85,716 ■ Wembley Stadium ■ Oct 1, 2023

Atlanta Falcons ..... 0 0 7 0 - 7  
 Jacksonville Jaguars ..... 7 10 0 6 - 23

### SCORING DRIVES

TEAM	QTR	TIME	SCORING PLAY	ATL	JAX
Jaguars	1	05:44	C.Ridley 30 yd. pass from T.Lawrence (B.McManus kick) (8-72, 3:49)	0	7
Jaguars	2	14:51	B.McManus 56 yd. Field Goal (8-46, 3:32)	0	10
Jaguars	2	04:31	Dari.Williams 61 yd. interception return (B.McManus kick)	0	17
Falcons	3	11:38	D.London 15 yd. pass from D.Ridder (Y.Koo kick) (8-75, 3:22)	7	17
Jaguars	4	10:36	B.McManus 43 yd. Field Goal (13-65, 7:21)	7	20
Jaguars	4	01:56	B.McManus 38 yd. Field Goal (10-74, 4:05)	7	23

### JACKSONVILLE JAGUARS

PASSING	ATT	CP	YDS	SK/YD	TD	LG	INT	RTG
Trevor Lawrence	30	23	207	2/12	1	30t	0	105.8
<b>TOTAL</b>	<b>30</b>	<b>23</b>	<b>207</b>	<b>2/12</b>	<b>1</b>	<b>30T</b>	<b>0</b>	<b>105.8</b>

RUSHING	ATT	YDS	AVG	LG	TD
Travis Etienne Jr.	20	55	2.8	7	0
Trevor Lawrence	8	42	5.3	22	0
Tank Bigsby	3	10	3.3	6	0
D'Ernest Johnson	1	-2	-2.0	-2	0
<b>TOTAL</b>	<b>32</b>	<b>105</b>	<b>3.3</b>	<b>22</b>	<b>0</b>

RECEIVING	NO	YDS	AVG	LG	TD
Christian Kirk	8	84	10.5	30	0
Evan Engram	7	59	8.4	19	0
Travis Etienne Jr.	3	17	5.7	8	0
Calvin Ridley	2	38	19.0	30t	1
Luke Farrell	2	10	5.0	7	0
Tim Jones	1	-1	-1.0	-1	0
<b>TOTAL</b>	<b>23</b>	<b>207</b>	<b>9.0</b>	<b>30T</b>	<b>1</b>

TOP DEFENSE	TOT	SOLO	AST	SCK	YDS	INT
Foyesade Oluokun	9	8	1	0.0	0.0	0
Chad Muma	7	3	4	0.0	0.0	0
Tyson Campbell	6	5	1	0.0	0.0	0

FIELD GOALS	FGM/FGA	PERCENT	RESULTS
Brandon McManus	3-3	100.0	56G, 43G, 38G
<b>TOTAL</b>	<b>3-3</b>	<b>100.0</b>	

### ATLANTA FALCONS

PASSING	ATT	CP	YDS	SK/YD	TD	LG	INT	RTG
Desmond Ridder	31	19	191	4/31	1	33	2	62.7
<b>TOTAL</b>	<b>31</b>	<b>19</b>	<b>191</b>	<b>4/31</b>	<b>1</b>	<b>33</b>	<b>2</b>	<b>62.7</b>

RUSHING	ATT	YDS	AVG	LG	TD
Bijan Robinson	14	105	7.5	38	0
Tyler Allgeier	7	16	2.3	9	0
Desmond Ridder	1	6	6.0	6	0
<b>TOTAL</b>	<b>22</b>	<b>127</b>	<b>5.8</b>	<b>38</b>	<b>0</b>

RECEIVING	NO	YDS	AVG	LG	TD
Jonnu Smith	6	95	15.8	33	0
Bijan Robinson	5	32	6.4	9	0
Drake London	3	28	9.3	15t	1
Kyle Pitts	2	21	10.5	13	0
KhaDarel Hodge	2	19	9.5	10	0
Tyler Allgeier	1	-4	-4.0	-4	0
<b>TOTAL</b>	<b>19</b>	<b>191</b>	<b>10.1</b>	<b>33</b>	<b>1</b>

TOP DEFENSE	TOT	SOLO	AST	SCK	YDS	INT
Richie Grant	11	9	2	0.0	0.0	0
Nate Landman	9	7	2	0.0	0.0	0
Jessie Bates III	8	5	3	0.0	0.0	0

FIELD GOALS	FGM/FGA	PERCENT	RESULTS
			No Field Goals

### Team Statistics

	Falcons	Jaguars
First Downs	17	16
3rd-Down Eff. (Made/Att/Pct)	6/12/50%	5/14/36%
4th-Down Eff. (Made/Att/Pct)	0/1/0%	1/2/50%
Total Net Yards	287	300
Total Plays	57	64
Yards Per Play	5.0	4.7
Rushes/Net Yards	22/127	32/105
Net Passing	160	195
Pass Attempts/Completions	31/19	30/23
Had Intercepted	2	0
Sacked/Yards Lost	4/31	2/12
Punts/Average	5/54.2	3/53.3
Penalties/Yards	3/50	3/25
Fumbles/Lost	1/1	2/0
Possession Time	27:09	32:51





# 2023 GAME SUMMARIES



25

## WEEK 5

61,273 ■ Tottenham Hotspur Stadium ■ Oct 8, 2023



20

Jacksonville Jaguars ..... 11 0 0 14 - 25  
 Buffalo Bills ..... 0 7 0 13 - 20

### SCORING DRIVES

TEAM	QTR	TIME	SCORING PLAY	JAX	BUF
Jaguars	1	06:59	Z.Jones 6 yd. pass from T.Lawrence (T.Etienne run) (9-73, 4:10)	8	0
Jaguars	1	01:13	B.McManus 44 yd. Field Goal (9-44, 3:50)	11	0
Bills	2	01:14	S.Diggs 15 yd. pass from J.Allen (T.Bass kick) (11-86, 4:30)	11	7
Jaguars	4	07:44	T.Etienne 6 yd. run (B.McManus kick) (10-93, 5:22)	18	7
Bills	4	04:03	G.Davis 19 yd. pass from J.Allen (pass failed) (9-75, 3:41)	18	13
Jaguars	4	02:56	T.Etienne 35 yd. run (B.McManus kick) (5-75, 1:07)	25	13
Bills	4	02:11	J.Allen 3 yd. run (T.Bass kick) (4-75, 0:45)	25	20

### JACKSONVILLE JAGUARS

PASSING	ATT	CP	YDS	SK/YD	TD	LG	INT	RTG
Trevor Lawrence	37	25	315	5/37	1	32	0	102.9
<b>TOTAL</b>	<b>37</b>	<b>25</b>	<b>315</b>	<b>5/37</b>	<b>1</b>	<b>32</b>	<b>0</b>	<b>102.9</b>

RUSHING	ATT	YDS	AVG	LG	TD
Travis Etienne Jr.	26	136	5.2	35t	2
Trevor Lawrence	7	31	4.4	11	0
Calvin Ridley	2	14	7.0	11	0
Tank Bigsby	3	8	2.7	7	0
Christian Kirk	1	6	6.0	6	0
Jamal Agnew	1	1	1.0	1	0
<b>TOTAL</b>	<b>40</b>	<b>196</b>	<b>4.9</b>	<b>35T</b>	<b>2</b>

RECEIVING	NO	YDS	AVG	LG	TD
Calvin Ridley	7	122	17.4	32	0
Christian Kirk	6	78	13.0	30	0
Travis Etienne Jr.	4	48	12.0	22	0
Evan Ingram	4	28	7.0	9	0
Zay Jones	3	23	7.7	10	1
Luke Farrell	1	16	16.0	16	0
<b>TOTAL</b>	<b>25</b>	<b>315</b>	<b>12.6</b>	<b>32</b>	<b>1</b>

TOP DEFENSE	TOT	SOLO	AST	SCK	YDS	INT
Darius Williams	7	7	0	0.0	0.0	1
Foyesade Oluokun	6	4	2	0.0	0.0	0
Rayshawn Jenkins	5	5	0	0.0	0.0	0

FIELD GOALS	FGM/FGA	PERCENT	RESULTS
Brandon McManus	1-1	100.0	44G
<b>TOTAL</b>	<b>1-1</b>	<b>100.0</b>	

### BUFFALO BILLS

PASSING	ATT	CP	YDS	SK/YD	TD	LG	INT	RTG
Josh Allen	40	27	359	0/0	2	48	1	102.0
<b>TOTAL</b>	<b>40</b>	<b>27</b>	<b>359</b>	<b>0/0</b>	<b>2</b>	<b>48</b>	<b>1</b>	<b>102.0</b>

RUSHING	ATT	YDS	AVG	LG	TD
Josh Allen	4	14	3.5	7	1
Damien Harris	3	13	4.3	6	0
Latavius Murray	2	6	3.0	4	0
James Cook	5	-4	-0.8	5	0
<b>TOTAL</b>	<b>14</b>	<b>29</b>	<b>2.1</b>	<b>7</b>	<b>1</b>

RECEIVING	NO	YDS	AVG	LG	TD
Stefon Diggs	8	121	15.1	48	1
Gabe Davis	6	100	16.7	29	1
James Cook	3	25	8.3	18	0
Dawson Knox	3	17	5.7	11	0
Deonte Harty	2	62	31.0	43	0
Dalton Kincaid	2	19	9.5	14	0
Khalil Shakir	1	11	11.0	11	0
Trent Sherfield Sr.	1	3	3.0	3	0
Latavius Murray	1	1	1.0	1	0
<b>TOTAL</b>	<b>27</b>	<b>359</b>	<b>13.3</b>	<b>48</b>	<b>2</b>

TOP DEFENSE	TOT	SOLO	AST	SCK	YDS	INT
Terrel Bernard	16	8	8	0.0	0.0	0
Kairi Elam	11	8	3	0.0	0.0	0
Ed Oliver	9	5	4	1.0	5.0	0

FIELD GOALS	FGM/FGA	PERCENT	RESULTS
			No Field Goals

### Team Statistics

	Jaguars	Bills
First Downs	29	18
3rd-Down Eff. (Made/Att/Pct)	10/18/56%	5/12/42%
4th-Down Eff. (Made/Att/Pct)	0/0/0%	0/0/0%
Total Net Yards	474	388
Total Plays	82	54
Yards Per Play	5.8	7.2
Rushes/Net Yards	40/196	14/29
Net Passing	278	359
Pass Attempts/Completions	37/25	40/27
Had Intercepted	0	1
Sacked/Yards Lost	5/37	0/0
Punts/Average	5/49.4	6/43.0
Penalties/Yards	8/56	11/109
Fumbles/Lost	4/2	2/1
Possession Time	38:12	21:48



# 2023 GAME SUMMARIES



## WEEK 6



64,851 ■ EverBank Stadium ■ Oct 15, 2023

Indianapolis Colts ..... 3 3 0 14 - 20  
 Jacksonville Jaguars ..... 0 21 10 6 - 37

### SCORING DRIVES

TEAM	QTR	TIME	SCORING PLAY	IND	JAX
Colts	1	06:27	M.Gay 28 yd. Field Goal (16-65, 8:33)	3	0
Jaguars	2	14:17	T.Etienne 2 yd. run (B.McManus kick) (13-75, 7:10)	3	7
Jaguars	2	14:01	T.Etienne 22 yd. run (B.McManus kick) (1-22, 0:09)	3	14
Jaguars	2	01:40	C.Kirk 29 yd. pass from T.Lawrence (B.McManus kick) (9-65, 2:59)	3	21
Colts	2	00:06	M.Gay 56 yd. Field Goal (9-37, 1:34)	6	21
Jaguars	3	10:44	B.McManus 48 yd. Field Goal (4-9, 1:47)	6	24
Jaguars	3	03:51	B.Strange 10 yd. pass from T.Lawrence (B.McManus kick) (9-69, 4:42)	6	31
Colts	4	14:14	J.Downs 2 yd. pass from G.Minshew (M.Gay kick) (12-75, 4:37)	13	31
Colts	4	07:14	Z.Moss 3 yd. run (M.Gay kick) (4-72, 1:28)	20	31
Jaguars	4	04:50	B.McManus 49 yd. Field Goal (4-6, 2:24)	20	34
Jaguars	4	03:00	B.McManus 51 yd. Field Goal (4-14, 0:19)	20	37

### JACKSONVILLE JAGUARS

PASSING	ATT	CP	YDS	SK/YD	TD	LG	INT	RTG
Trevor Lawrence	30	20	181	3/33	2	29t	1	91.1
<b>TOTAL</b>	<b>30</b>	<b>20</b>	<b>181</b>	<b>3/33</b>	<b>2</b>	<b>29T</b>	<b>1</b>	<b>91.1</b>

RUSHING	ATT	YDS	AVG	LG	TD
Travis Etienne Jr.	18	55	3.1	22t	2
D'Ernest Johnson	1	19	19.0	19	0
Trevor Lawrence	3	15	5.0	8	0
Tank Bigsby	3	2	0.7	3	0
C.J. Beathard	3	-2	-0.7	0	0
Calvin Ridley	1	-4	-4.0	-4	0
<b>TOTAL</b>	<b>29</b>	<b>85</b>	<b>2.9</b>	<b>22T</b>	<b>2</b>

RECEIVING	NO	YDS	AVG	LG	TD
Evan Engram	7	41	5.9	19	0
Calvin Ridley	4	30	7.5	10	0
Christian Kirk	3	49	16.3	29t	1
Travis Etienne Jr.	3	28	9.3	13	0
Brenton Strange	2	27	13.5	17	1
Tank Bigsby	1	6	6.0	6	0
<b>TOTAL</b>	<b>20</b>	<b>181</b>	<b>9.1</b>	<b>29T</b>	<b>2</b>

TOP DEFENSE	TOT	SOLO	AST	SCK	YDS	INT
Foyesade Oluokun	15	10	5	0.0	0.0	0
Devin Lloyd	9	7	2	0.0	0.0	0
Rayshawn Jenkins	8	3	5	0.0	0.0	1

FIELD GOALS	FGM/FGA	PERCENT	RESULTS
Brandon McManus	3-3	100.0	48G, 49G, 51G
<b>TOTAL</b>	<b>3-3</b>	<b>100.0</b>	

### INDIANAPOLIS COLTS

PASSING	ATT	CP	YDS	SK/YD	TD	LG	INT	RTG
Gardner Minshew II	55	33	329	3/19	1	45	3	60.3
<b>TOTAL</b>	<b>55</b>	<b>33</b>	<b>329</b>	<b>3/19</b>	<b>1</b>	<b>45</b>	<b>3</b>	<b>60.3</b>

RUSHING	ATT	YDS	AVG	LG	TD
Zack Moss	7	21	3.0	9	1
Jonathan Taylor	8	19	2.4	5	0
Gardner Minshew II	2	4	2.0	2	0
<b>TOTAL</b>	<b>17</b>	<b>44</b>	<b>2.6</b>	<b>9</b>	<b>1</b>

RECEIVING	NO	YDS	AVG	LG	TD
Michael Pittman Jr.	9	109	12.1	40	0
Zack Moss	6	38	6.3	16	0
Jonathan Taylor	5	46	9.2	40	0
Josh Downs	5	21	4.2	9	1
Kylen Granson	3	67	22.3	45	0
Alec Pierce	3	25	8.3	14	0
Isaiah McKenzie	2	23	11.5	12	0
<b>TOTAL</b>	<b>33</b>	<b>329</b>	<b>10.0</b>	<b>45</b>	<b>1</b>

TOP DEFENSE	TOT	SOLO	AST	SCK	YDS	INT
Zaire Franklin	8	6	2	0.0	0.0	0
JuJu Brents	7	5	2	0.0	0.0	1
Shaquille Leonard	7	5	2	0.0	0.0	0

FIELD GOALS	FGM/FGA	PERCENT	RESULTS
Matt Gay	2-2	100.0	28G, 56G
<b>TOTAL</b>	<b>2-2</b>	<b>100.0</b>	

### Team Statistics

	Colts	Jaguars
First Downs	18	17
3rd-Down Eff. (Made/Att/Pct)	6/17/35%	4/14/29%
4th-Down Eff. (Made/Att/Pct)	3/6/50%	1/1/100%
Total Net Yards	354	233
Total Plays	75	62
Yards Per Play	4.7	3.8
Rushes/Net Yards	17/44	29/85
Net Passing	310	148
Pass Attempts/Completions	55/33	30/20
Had Intercepted	3	1
Sacked/Yards Lost	3/19	3/33
Punts/Average	3/47.7	4/50.8
Penalties/Yards	6/46	5/25
Fumbles/Lost	1/1	0/0
Possession Time	31:19	28:41



# 2023 GAME SUMMARIES



## WEEK 7



70,009 ■ Caesars Superdome ■ Oct 19, 2023

Jacksonville Jaguars ..... 7 10 7 7 - 31  
 New Orleans Saints ..... 3 3 3 15 - 24

### SCORING DRIVES

TEAM	QTR	TIME	SCORING PLAY	JAX	NO
Jaguars	1	09:44	T.Etienne 2 yd. run (B.McManus kick) (10-75, 5:16)	7	0
Saints	1	01:26	B.Grupe 23 yd. Field Goal (6-12, 2:10)	7	3
Jaguars	2	13:09	T.Etienne 17 yd. run (B.McManus kick) (7-75, 3:17)	14	3
Saints	2	01:57	B.Grupe 35 yd. Field Goal (8-29, 3:44)	14	6
Jaguars	2	00:32	B.McManus 43 yd. Field Goal (10-50, 1:25)	17	6
Saints	3	09:49	B.Grupe 42 yd. Field Goal (11-52, 5:11)	17	9
Jaguars	3	06:47	F.Oluokun 24 yd. interception return (B.McManus kick)	24	9
Saints	4	14:21	T.Hill 1 yd. run (B.Grupe kick) (16-75, 7:26)	24	16
Saints	4	06:38	M.Thomas 17 yd. pass from D.Carr (D.Carr-A.Kamara pass) (3-53, 0:51)	24	24
Jaguars	4	03:08	C.Kirk 44 yd. pass from T.Lawrence (B.McManus kick) (2-46, 0:37)	31	24

### JACKSONVILLE JAGUARS

PASSING	ATT	CP	YDS	SK/YD	TD	LG	INT	RTG
Trevor Lawrence	29	20	204	0/0	1	44t	0	100.4
Logan Cooke	1	1	13	0/0	0	13	0	118.8
<b>TOTAL</b>	<b>30</b>	<b>21</b>	<b>217</b>	<b>0/0</b>	<b>1</b>	<b>44T</b>	<b>0</b>	<b>101.7</b>

RUSHING	ATT	YDS	AVG	LG	TD
Trevor Lawrence	8	59	7.4	26	0
Travis Etienne Jr.	14	53	3.8	17t	2
Tank Bigsby	2	2	1.0	2	0
Calvin Ridley	1	0	0.0	0	0
Jamal Agnew	1	-1	-1.0	-1	0
<b>TOTAL</b>	<b>26</b>	<b>113</b>	<b>4.3</b>	<b>26</b>	<b>2</b>

RECEIVING	NO	YDS	AVG	LG	TD
Christian Kirk	6	90	15.0	44t	1
Evan Engram	5	45	9.0	21	0
Jamal Agnew	4	36	9.0	14	0
Travis Etienne Jr.	3	24	8.0	15	0
Tim Jones	2	17	8.5	13	0
Calvin Ridley	1	5	5.0	5	0
<b>TOTAL</b>	<b>21</b>	<b>217</b>	<b>10.3</b>	<b>44T</b>	<b>1</b>

TOP DEFENSE	TOT	SOLO	AST	SCK	YDS	INT
Foyesade Oluokun	14	9	5	0.0	0.0	1
Devin Lloyd	11	5	6	0.0	0.0	0
Rayshawn Jenkins	9	3	6	0.0	0.0	0

FIELD GOALS	FGM/FGA	PERCENT	RESULTS
Brandon McManus	1-1	100.0	43G
<b>TOTAL</b>	<b>1-1</b>	<b>100.0</b>	

### NEW ORLEANS SAINTS

PASSING	ATT	CP	YDS	SK/YD	TD	LG	INT	RTG
Derek Carr	55	33	301	1/6	1	21	1	73.4
<b>TOTAL</b>	<b>55</b>	<b>33</b>	<b>301</b>	<b>1/6</b>	<b>1</b>	<b>21</b>	<b>1</b>	<b>73.4</b>

RUSHING	ATT	YDS	AVG	LG	TD
Alvin Kamara	17	62	3.6	17	0
Taysom Hill	5	18	3.6	6	1
Jamaal Williams	5	14	2.8	4	0
Derek Carr	3	14	4.7	10	0
Rashid Shaheed	1	4	4.0	4	0
<b>TOTAL</b>	<b>31</b>	<b>112</b>	<b>3.6</b>	<b>17</b>	<b>1</b>

RECEIVING	NO	YDS	AVG	LG	TD
Alvin Kamara	12	91	7.6	21	0
Chris Olave	7	57	8.1	14	0
Taysom Hill	4	50	12.5	19	0
Rashid Shaheed	4	28	7.0	12	0
Michael Thomas	3	42	14.0	17t	1
Foster Moreau	3	33	11.0	18	0
<b>TOTAL</b>	<b>33</b>	<b>301</b>	<b>9.1</b>	<b>21</b>	<b>1</b>

TOP DEFENSE	TOT	SOLO	AST	SCK	YDS	INT
Pautson Adebo	7	5	2	0.0	0.0	0
Carl Granderson	6	5	1	0.0	0.0	0
Alontae Taylor	6	5	1	0.0	0.0	0

FIELD GOALS	FGM/FGA	PERCENT	RESULTS
Blake Grupe	3-4	75.0	51WR, 23G, 35G, 42G
<b>TOTAL</b>	<b>3-4</b>	<b>75.0</b>	

### Team Statistics

	Jaguars	Saints
First Downs	18	25
3rd-Down Eff. (Made/Att/Pct)	2/11/18%	3/18/17%
4th-Down Eff. (Made/Att/Pct)	1/2/50%	4/6/67%
Total Net Yards	330	407
Total Plays	56	87
Yards Per Play	5.9	4.7
Rushes/Net Yards	26/113	31/112
Net Passing	217	295
Pass Attempts/Completions	30/21	55/33
Had Intercepted	0	1
Sacked/Yards Lost	0/0	1/6
Punts/Average	5/44.8	4/42.3
Penalties/Yards	5/42	3/34
Fumbles/Lost	2/2	1/0
Possession Time	23:50	36:10



# 2023 GAME SUMMARIES



## WEEK 8



67,225 ■ Acrisure Stadium ■ Oct 29, 2023

Jacksonville Jaguars ..... 6 3 8 3 - 20  
 Pittsburgh Steelers ..... 0 3 7 0 - 10

### SCORING DRIVES

TEAM	QTR	TIME	SCORING PLAY	JAX	PIT
Jaguars	1	10:47	B.McManus 50 yd. Field Goal (6-21, 3:16)	3	0
Jaguars	1	05:54	B.McManus 51 yd. Field Goal (7-36, 3:29)	6	0
Steelers	2	03:59	C.Boswell 22 yd. Field Goal (12-93, 6:16)	6	3
Jaguars	2	01:04	B.McManus 38 yd. Field Goal (9-43, 2:55)	9	3
Jaguars	3	05:05	T.Etienne 56 yd. pass from T.Lawrence (T.Etienne run) (2-56, 0:13)	17	3
Steelers	3	00:53	G.Pickens 22 yd. pass from M.Trubisky (C.Boswell kick) (8-75, 4:12)	17	10
Jaguars	4	04:35	B.McManus 37 yd. Field Goal (7-40, 4:45)	20	10

### JACKSONVILLE JAGUARS

PASSING	ATT	CP	YDS	SK/YD	TD	LG	INT	RTG
Trevor Lawrence	32	24	292	3/21	1	56t	1	100.0
<b>TOTAL</b>	<b>32</b>	<b>24</b>	<b>292</b>	<b>3/21</b>	<b>1</b>	<b>56T</b>	<b>1</b>	<b>100.0</b>

RUSHING	ATT	YDS	AVG	LG	TD
Travis Etienne Jr.	24	79	3.3	13	0
Trevor Lawrence	1	10	10.0	10	0
Tank Bigsby	3	9	3.0	9	0
D'Ernest Johnson	2	8	4.0	4	0
<b>TOTAL</b>	<b>30</b>	<b>106</b>	<b>3.5</b>	<b>13</b>	<b>0</b>

RECEIVING	NO	YDS	AVG	LG	TD
Evan Engram	10	88	8.8	34	0
Calvin Ridley	6	83	13.8	27	0
Christian Kirk	4	46	11.5	29	0
Travis Etienne Jr.	3	70	23.3	56t	1
Luke Farrell	1	5	5.0	5	0
<b>TOTAL</b>	<b>24</b>	<b>292</b>	<b>12.2</b>	<b>56T</b>	<b>1</b>

TOP DEFENSE	TOT	SOLO	AST	SCK	YDS	INT
Foyesade Oluokun	11	9	2	0.0	0.0	0
Devin Lloyd	9	7	2	0.0	0.0	0
Andrew Wingard	6	5	1	0.0	0.0	1

FIELD GOALS	FGM/FGA	PERCENT	RESULTS
Brandon McManus	4-4	100.0	50G, 51G, 38G, 37G
<b>TOTAL</b>	<b>4-4</b>	<b>100.0</b>	

### PITTSBURGH STEELERS

PASSING	ATT	CP	YDS	SK/YD	TD	LG	INT	RTG
Mitch Trubisky	27	15	138	2/15	1	22t	2	51.2
Kenny Pickett	16	10	73	1/5	0	16	0	73.2
<b>TOTAL</b>	<b>43</b>	<b>25</b>	<b>211</b>	<b>3/20</b>	<b>1</b>	<b>22T</b>	<b>2</b>	<b>59.4</b>

RUSHING	ATT	YDS	AVG	LG	TD
Jaylen Warren	5	19	3.8	8	0
Mitch Trubisky	3	18	6.0	8	0
Najee Harris	7	13	1.9	3	0
Calvin Austin III	2	10	5.0	10	0
Kenny Pickett	1	10	10.0	10	0
<b>TOTAL</b>	<b>18</b>	<b>70</b>	<b>3.9</b>	<b>10</b>	<b>0</b>

RECEIVING	NO	YDS	AVG	LG	TD
Diontae Johnson	8	85	10.6	16	0
Najee Harris	5	42	8.4	13	0
Connor Heyward	5	24	4.8	9	0
Jaylen Warren	4	19	4.8	11	0
Calvin Austin III	2	19	9.5	12	0
George Pickens	1	22	22.0	22t	1
<b>TOTAL</b>	<b>25</b>	<b>211</b>	<b>8.4</b>	<b>22T</b>	<b>1</b>

TOP DEFENSE	TOT	SOLO	AST	SCK	YDS	INT
Cole Holcomb	10	6	4	0.0	0.0	0
Keanu Neal	7	7	0	0.0	0.0	0
Damontae Kazee	5	5	0	0.0	0.0	1

FIELD GOALS	FGM/FGA	PERCENT	RESULTS
Chris Boswell	1-2	50.0	22G, 61WR
<b>TOTAL</b>	<b>1-2</b>	<b>50.0</b>	

### Team Statistics

	Jaguars	Steelers
First Downs	20	17
3rd-Down Eff. (Made/Att/Pct)	6/13/46%	3/12/25%
4th-Down Eff. (Made/Att/Pct)	0/0/0%	0/2/0%
Total Net Yards	377	261
Total Plays	65	64
Yards Per Play	5.8	4.1
Rushes/Net Yards	30/106	18/70
Net Passing	271	191
Pass Attempts/Completions	32/24	43/25
Had Intercepted	1	2
Sacked/Yards Lost	3/21	3/20
Punts/Average	3/43.7	6/42.8
Penalties/Yards	6/72	6/52
Fumbles/Lost	2/2	2/0
Possession Time	34:16	25:44



# 2023 GAME SUMMARIES



## WEEK 10



69,271 ■ EverBank Stadium ■ Nov 12, 2023

San Francisco 49ers ..... 10    3    14    7    -    34  
 Jacksonville Jaguars ..... 0    3    0    0    -    3

### SCORING DRIVES

TEAM	QTR	TIME	SCORING PLAY	SF	JAX
49ers	1	11:34	B.Aiyuk 13 yd. pass from B.Purdy (J.Moody kick) (4-57, 2:05)	7	0
49ers	1	04:21	J.Moody 39 yd. Field Goal (10-41, 4:38)	10	0
Jaguars	2	04:20	B.McManus 37 yd. Field Goal (14-80, 7:36)	10	3
49ers	2	00:00	J.Moody 35 yd. Field Goal (11-61, 4:20)	13	3
49ers	3	14:10	G.Kittle 66 yd. pass from B.Purdy (J.Moody kick) (2-75, 0:50)	20	3
49ers	3	01:20	D.Samuel 23 yd. run (J.Moody kick) (7-81, 3:57)	27	3
49ers	4	12:40	K.Juszczyk 22 yd. pass from B.Purdy (J.Moody kick) (3-40, 1:32)	34	3

### JACKSONVILLE JAGUARS

PASSING	ATT	CP	YDS	SK/YD	TD	LG	INT	RTG
Trevor Lawrence	29	17	185	5/28	0	39	2	48.8
C.J. Beathard	2	1	5	0/0	0	5	0	56.2
Christian Kirk	1	0	0	0/0	0	0	0	39.6
<b>TOTAL</b>	<b>32</b>	<b>18</b>	<b>190</b>	<b>5/28</b>	<b>0</b>	<b>39</b>	<b>2</b>	<b>47.7</b>

RUSHING	ATT	YDS	AVG	LG	TD
Travis Etienne Jr.	9	35	3.9	16	0
D'Ernest Johnson	3	12	4.0	5	0
Trevor Lawrence	2	7	3.5	4	0
Tank Bigsby	3	5	1.7	3	0
<b>TOTAL</b>	<b>17</b>	<b>59</b>	<b>3.5</b>	<b>16</b>	<b>0</b>

RECEIVING	NO	YDS	AVG	LG	TD
Christian Kirk	6	104	17.3	39	0
Evan Engram	4	12	3.0	6	0
D'Ernest Johnson	2	28	14.0	15	0
Calvin Ridley	2	20	10.0	11	0
Tim Jones	2	17	8.5	12	0
Travis Etienne Jr.	2	9	4.5	5	0
<b>TOTAL</b>	<b>18</b>	<b>190</b>	<b>10.6</b>	<b>39</b>	<b>0</b>

TOP DEFENSE	TOT	SOLO	AST	SCK	YDS	INT
Devin Lloyd	10	7	3	0.0	0.0	0
Foyesade Oluokun	9	6	3	2.0	9.0	0
Andrew Wingard	6	2	4	0.0	0.0	0

FIELD GOALS	FGM/FGA	PERCENT	RESULTS
Brandon McManus	1-1	100.0	37G
<b>TOTAL</b>	<b>1-1</b>	<b>100.0</b>	

### SAN FRANCISCO 49ERS

PASSING	ATT	CP	YDS	SK/YD	TD	LG	INT	RTG
Brock Purdy	26	19	296	2/9	3	66t	0	148.9
Sam Darnold	2	1	6	0/0	0	6	0	56.2
<b>TOTAL</b>	<b>28</b>	<b>20</b>	<b>302</b>	<b>2/9</b>	<b>3</b>	<b>66T</b>	<b>0</b>	<b>142.3</b>

RUSHING	ATT	YDS	AVG	LG	TD
Christian McCaffrey	16	95	5.9	19	0
Deebo Samuel	3	29	9.7	23t	1
Elijah Mitchell	8	23	2.9	8	0
Sam Darnold	3	-3	-1.0	-1	0
<b>TOTAL</b>	<b>30</b>	<b>144</b>	<b>4.8</b>	<b>23T</b>	<b>1</b>

RECEIVING	NO	YDS	AVG	LG	TD
Christian McCaffrey	6	47	7.8	17	0
Deebo Samuel	4	30	7.5	9	0
George Kittle	3	116	38.7	66t	1
Brandon Aiyuk	3	55	18.3	21	1
Kyle Juszczyk	2	26	13.0	22t	1
Ronnie Bell	1	20	20.0	20	0
Jauan Jennings	1	8	8.0	8	0
<b>TOTAL</b>	<b>20</b>	<b>302</b>	<b>15.1</b>	<b>66T</b>	<b>3</b>

TOP DEFENSE	TOT	SOLO	AST	SCK	YDS	INT
Dre Greenlaw	8	6	2	0.0	0.0	0
Talanoa Hufanga	7	5	2	0.0	0.0	1
Deommodore Lenoir	7	4	3	0.0	0.0	0

FIELD GOALS	FGM/FGA	PERCENT	RESULTS
Jake Moody	2-2	100.0	39G, 35G
<b>TOTAL</b>	<b>2-2</b>	<b>100.0</b>	

### Team Statistics

	49ers	Jaguars
First Downs	20	12
3rd-Down Eff. (Made/Att/Pct)	4/12/33%	4/12/33%
4th-Down Eff. (Made/Att/Pct)	1/2/50%	0/1/0%
Total Net Yards	437	221
Total Plays	60	54
Yards Per Play	7.3	4.1
Rushes/Net Yards	30/144	17/59
Net Passing	293	162
Pass Attempts/Completions	28/20	32/18
Had Intercepted	0	2
Sacked/Yards Lost	2/9	5/28
Punts/Average	3/47.0	5/53.6
Penalties/Yards	7/90	5/39
Fumbles/Lost	0/0	2/2
Possession Time	33:11	26:49





# 2023 GAME SUMMARIES



## WEEK 11



67,175 ■ EverBank Stadium ■ Nov 19, 2023

Tennessee Titans ..... 0    0    7    7    -    14  
 Jacksonville Jaguars ..... 7    6    14    7    -    34

### SCORING DRIVES

TEAM	QTR	TIME	SCORING PLAY	TEN	JAX
Jaguars	1	02:58	C.Ridley 3 yd. pass from T.Lawrence (B.McManus kick) (8-57, 4:43)	0	7
Jaguars	2	02:43	B.McManus 30 yd. Field Goal (11-77, 6:16)	0	10
Jaguars	2	00:14	B.McManus 25 yd. Field Goal (11-65, 1:34)	0	13
Jaguars	3	09:12	T.Lawrence 9 yd. run (B.McManus kick) (9-73, 5:48)	0	20
Jaguars	3	03:22	C.Ridley 20 yd. pass from T.Lawrence (B.McManus kick) (6-80, 3:29)	0	27
Titans	3	00:00	D.Hopkins 43 yd. pass from W.Lewis (N.Folk kick) (5-75, 3:22)	7	27
Jaguars	4	07:28	T.Lawrence 5 yd. run (B.McManus kick) (9-36, 5:26)	7	34
Titans	4	04:28	J.Simmons 2 yd. pass from W.Lewis (N.Folk kick) (5-75, 3:00)	14	34

### JACKSONVILLE JAGUARS

PASSING	ATT	CP	YDS	SK/YD	TD	LG	INT	RTG
Trevor Lawrence	32	24	262	1/1	2	34	0	119.5
<b>TOTAL</b>	<b>32</b>	<b>24</b>	<b>262</b>	<b>1/1</b>	<b>2</b>	<b>34</b>	<b>0</b>	<b>119.5</b>

RUSHING	ATT	YDS	AVG	LG	TD
Travis Etienne Jr.	14	52	3.7	11	0
Tank Bigsby	9	21	2.3	6	0
D'Ernest Johnson	7	20	2.9	9	0
Calvin Ridley	1	18	18.0	18	0
Trevor Lawrence	5	17	3.4	9t	2
<b>TOTAL</b>	<b>36</b>	<b>128</b>	<b>3.6</b>	<b>18</b>	<b>2</b>

RECEIVING	NO	YDS	AVG	LG	TD
Calvin Ridley	7	103	14.7	34	2
Evan Engram	4	29	7.3	13	0
Zay Jones	4	20	5.0	8	0
Christian Kirk	3	48	16.0	20	0
Travis Etienne Jr.	3	7	2.3	5	0
Luke Farrell	2	21	10.5	14	0
D'Ernest Johnson	1	34	34.0	34	0
<b>TOTAL</b>	<b>24</b>	<b>262</b>	<b>10.9</b>	<b>34</b>	<b>2</b>

TOP DEFENSE	TOT	SOLO	AST	SCK	YDS	INT
Devin Lloyd	11	5	6	0.0	0.0	0
Montaric Brown	6	4	2	0.0	0.0	0
Foyesade Oluokun	6	1	5	0.5	4.0	0

FIELD GOALS	FGM/FGA	PERCENT	RESULTS
Brandon McManus	2-2	100.0	30G, 25G
<b>TOTAL</b>	<b>2-2</b>	<b>100.0</b>	

### TENNESSEE TITANS

PASSING	ATT	CP	YDS	SK/YD	TD	LG	INT	RTG
Will Levis	17	13	158	2/15	2	49	0	143.8
<b>TOTAL</b>	<b>17</b>	<b>13</b>	<b>158</b>	<b>2/15</b>	<b>2</b>	<b>49</b>	<b>0</b>	<b>143.8</b>

RUSHING	ATT	YDS	AVG	LG	TD
Derrick Henry	10	38	3.8	16	0
Chris Moore	1	38	38.0	38	0
Tyjae Spears	4	14	3.5	5	0
Will Levis	4	2	0.5	4	0
<b>TOTAL</b>	<b>19</b>	<b>92</b>	<b>4.8</b>	<b>38</b>	<b>0</b>

RECEIVING	NO	YDS	AVG	LG	TD
DeAndre Hopkins	4	59	14.8	43t	1
Tyjae Spears	2	12	6.0	6	0
Chris Moore	1	49	49.0	49	0
Kyle Phillips	1	10	10.0	10	0
Nick Westbrook-Ikhine	1	7	7.0	7	0
Josh Whyle	1	7	7.0	7	0
Derrick Henry	1	6	6.0	6	0
Chig Okonkwo	1	6	6.0	6	0
Jeffery Simmons	1	2	2.0	2t	1
<b>TOTAL</b>	<b>13</b>	<b>158</b>	<b>12.2</b>	<b>49</b>	<b>2</b>

TOP DEFENSE	TOT	SOLO	AST	SCK	YDS	INT
Monty Rice	8	5	3	0.0	0.0	0
Harold Landry III	7	4	3	0.0	0.0	0
K'Von Wallace	6	6	0	0.0	0.0	0

FIELD GOALS	FGM/FGA	PERCENT	RESULTS
			No Field Goals

### Team Statistics

	Titans	Jaguars
First Downs	12	24
3rd-Down Eff. (Made/Att/Pct)	2/7/29%	4/12/33%
4th-Down Eff. (Made/Att/Pct)	1/1/100%	3/4/75%
Total Net Yards	235	389
Total Plays	38	69
Yards Per Play	6.2	5.6
Rushes/Net Yards	19/92	36/128
Net Passing	143	261
Pass Attempts/Completions	17/13	32/24
Had Intercepted	0	0
Sacked/Yards Lost	2/15	1/1
Punts/Average	4/53.5	2/51.5
Penalties/Yards	7/66	4/29
Fumbles/Lost	2/2	0/0
Possession Time	23:34	36:26



# 2023 GAME SUMMARIES



## WEEK 12



71,324 ■ NRG Stadium ■ Nov 26, 2023

Jacksonville Jaguars ..... 3 10 8 3 - 24  
Houston Texans ..... 0 7 7 7 - 21

### SCORING DRIVES

TEAM	QTR	TIME	SCORING PLAY	JAX	HOU
Jaguars	1	05:54	B.McManus 40 yd. Field Goal (12-65, 5:54)	3	0
Jaguars	2	09:43	T.Lawrence 1 yd. run (B.McManus kick) (8-68, 4:39)	10	0
Texans	2	06:37	T.Dell 7 yd. pass from C.Stroud (M.Ammendola kick) (5-75, 3:06)	10	7
Jaguars	2	02:24	B.McManus 48 yd. Field Goal (8-45, 4:13)	13	7
Texans	3	08:10	C.Stroud 1 yd. run (M.Ammendola kick) (7-46, 3:39)	13	14
Jaguars	3	04:29	C.Ridley 1 yd. pass from T.Lawrence (T.Lawrence-C.Ridley pass) (8-75, 3:41)	21	14
Jaguars	4	11:20	B.McManus 53 yd. Field Goal (10-54, 6:13)	24	14
Texans	4	05:15	N.Collins 17 yd. pass from C.Stroud (M.Ammendola kick) (5-55, 1:50)	24	21

### JACKSONVILLE JAGUARS

PASSING	ATT	CP	YDS	SK/YD	TD	LG	INT	RTG
Trevor Lawrence	38	23	364	0/0	1	57	1	90.2
<b>TOTAL</b>	<b>38</b>	<b>23</b>	<b>364</b>	<b>0/0</b>	<b>1</b>	<b>57</b>	<b>1</b>	<b>90.2</b>

RUSHING	ATT	YDS	AVG	LG	TD
Travis Etienne Jr.	20	56	2.8	20	0
D'Ernest Johnson	7	19	2.7	7	0
Tank Bigsby	1	6	6.0	6	0
Trevor Lawrence	2	0	0.0	1t	1
<b>TOTAL</b>	<b>30</b>	<b>81</b>	<b>2.7</b>	<b>20</b>	<b>1</b>

RECEIVING	NO	YDS	AVG	LG	TD
Calvin Ridley	5	89	17.8	45	1
Evan Engram	5	49	9.8	21	0
Christian Kirk	4	89	22.3	57	0
Travis Etienne Jr.	4	30	7.5	12	0
Luke Farrell	3	55	18.3	42	0
D'Ernest Johnson	1	42	42.0	42	0
Zay Jones	1	10	10.0	10	0
<b>TOTAL</b>	<b>23</b>	<b>364</b>	<b>15.8</b>	<b>57</b>	<b>1</b>

TOP DEFENSE	TOT	SOLO	AST	SCK	YDS	INT
Foyesade Oluokun	11	8	3	0.0	0.0	0
Rayshawn Jenkins	9	5	4	0.0	0.0	0
Devin Lloyd	8	6	2	0.0	0.0	0

FIELD GOALS	FGM/FGA	PERCENT	RESULTS
Brandon McManus	3-4	75.0	40G, 48G, 53G, 55WR
<b>TOTAL</b>	<b>3-4</b>	<b>75.0</b>	

### HOUSTON TEXANS

PASSING	ATT	CP	YDS	SK/YD	TD	LG	INT	RTG
C.J. Stroud	36	26	304	4/43	2	34	0	116.0
<b>TOTAL</b>	<b>36</b>	<b>26</b>	<b>304</b>	<b>4/43</b>	<b>2</b>	<b>34</b>	<b>0</b>	<b>116.0</b>

RUSHING	ATT	YDS	AVG	LG	TD
C.J. Stroud	6	47	7.8	16	1
Devin Singletary	6	18	3.0	14	0
Dameon Pierce	5	14	2.8	4	0
Tank Dell	1	12	12.0	12	0
<b>TOTAL</b>	<b>18</b>	<b>91</b>	<b>5.1</b>	<b>16</b>	<b>1</b>

RECEIVING	NO	YDS	AVG	LG	TD
Nico Collins	7	104	14.9	24	1
Devin Singletary	6	54	9.0	33	0
Tank Dell	5	50	10.0	17	1
Robert Woods	2	40	20.0	26	0
Xavier Hutchinson	1	34	34.0	34	0
Brevin Jordan	1	9	9.0	9	0
John Metchie III	1	6	6.0	6	0
Dameon Pierce	1	4	4.0	4	0
Dalton Schultz	1	2	2.0	2	0
Andrew Beck	1	1	1.0	1	0
<b>TOTAL</b>	<b>26</b>	<b>304</b>	<b>11.7</b>	<b>34</b>	<b>2</b>

TOP DEFENSE	TOT	SOLO	AST	SCK	YDS	INT
Christian Harris	12	7	5	0.0	0.0	0
Jalen Pitre	9	5	4	0.0	0.0	0
Tavierre Thomas	7	3	4	0.0	0.0	0

FIELD GOALS	FGM/FGA	PERCENT	RESULTS
Matt Ammendola	0-2	0.0	50WR, 58CR
<b>TOTAL</b>	<b>0-2</b>	<b>0.0</b>	

### Team Statistics

	Jaguars	Texans
First Downs	22	19
3rd-Down Eff. (Made/Att/Pct)	7/13/54%	6/13/46%
4th-Down Eff. (Made/Att/Pct)	0/0/0%	0/1/0%
Total Net Yards	445	352
Total Plays	68	58
Yards Per Play	6.5	6.1
Rushes/Net Yards	30/81	18/91
Net Passing	364	261
Pass Attempts/Completions	38/23	36/26
Had Intercepted	1	0
Sacked/Yards Lost	0/0	4/43
Punts/Average	2/38.5	4/48.0
Penalties/Yards	6/35	7/49
Fumbles/Lost	0/0	0/0
Possession Time	33:54	26:06



# 2023 GAME SUMMARIES



WEEK 13



67,951 ■ EverBank Stadium ■ Dec 4, 2023

Cincinnati Bengals ..... 0 14 7 10 3 - 34  
 Jacksonville Jaguars ..... 7 7 14 3 0 - 31

## SCORING DRIVES

TEAM	QTR	TIME	SCORING PLAY	CIN	JAX
Jaguars	1	06:51	T.Etienne 4 yd. run (B.McManus kick) (7-51, 3:49)	0	7
Bengals	2	12:24	J.Mixon 6 yd. run (E.McPherson kick) (8-92, 3:52)	7	7
Jaguars	2	06:24	E.Engram 22 yd. pass from T.Lawrence (B.McManus kick) (10-75, 6:00)	7	14
Bengals	2	01:04	J.Mixon 2 yd. run (E.McPherson kick) (12-75, 5:20)	14	14
Bengals	3	11:50	J.Chase 76 yd. pass from J.Browning (E.McPherson kick) (3-84, 1:31)	21	14
Jaguars	3	05:26	P.Washington 14 yd. pass from T.Lawrence (B.McManus kick) (12-84, 6:24)	21	21
Jaguars	3	03:10	T.Lawrence 1 yd. run (B.McManus kick) (4-9, 2:06)	21	28
Bengals	4	09:27	J.Browning 1 yd. run (E.McPherson kick) (9-48, 5:16)	28	28
Bengals	4	02:28	E.McPherson 54 yd. Field Goal (7-26, 2:31)	31	28
Jaguars	4	00:26	B.McManus 40 yd. Field Goal (9-53, 2:02)	31	31
Bengals	OT	01:45	E.McPherson 48 yd. Field Goal (12-42, 3:17)	34	31

## JACKSONVILLE JAGUARS

PASSING	ATT	CP	YDS	SK/YD	TD	LG	INT	RTG
Trevor Lawrence	29	22	258	2/14	2	26	0	125.4
C.J. Beathard	10	9	63	2/2	0	19	0	92.9
<b>TOTAL</b>	<b>39</b>	<b>31</b>	<b>321</b>	<b>4/16</b>	<b>2</b>	<b>26</b>	<b>0</b>	<b>118.1</b>

RUSHING	ATT	YDS	AVG	LG	TD
Travis Etienne Jr.	11	45	4.1	13	1
Trevor Lawrence	5	8	1.6	2	1
Calvin Ridley	3	7	2.3	10	0
C.J. Beathard	1	7	7.0	7	0
D'Ernest Johnson	5	4	0.8	4	0
<b>TOTAL</b>	<b>25</b>	<b>71</b>	<b>2.8</b>	<b>13</b>	<b>2</b>

RECEIVING	NO	YDS	AVG	LG	TD
Evan Engram	9	82	9.1	22t	1
Parker Washington	6	61	10.2	18	1
Zay Jones	5	78	15.6	24	0
Travis Etienne Jr.	4	34	8.5	19	0
Calvin Ridley	4	26	6.5	21	0
Christian Kirk	1	26	26.0	26	0
Luke Farrell	1	9	9.0	9	0
D'Ernest Johnson	1	5	5.0	5	0
<b>TOTAL</b>	<b>31</b>	<b>321</b>	<b>10.4</b>	<b>26</b>	<b>2</b>

TOP DEFENSE	TOT	SOLO	AST	SCK	YDS	INT
Foyesade Oluokun	13	8	5	0.0	0.0	0
Devin Lloyd	11	8	3	0.0	0.0	0
Andre Cisco	7	6	1	0.0	0.0	0

FIELD GOALS	FGM/FGA	PERCENT	RESULTS
Brandon McManus	1-2	50.0	48WR, 40G
<b>TOTAL</b>	<b>1-2</b>	<b>50.0</b>	

## CINCINNATI BENGALS

PASSING	ATT	CP	YDS	SK/YD	TD	LG	INT	RTG
Jake Browning	37	32	354	2/12	1	76t	0	115.5
Tyler Boyd	1	0	0	0/0	0	0	1	0.0
Ja'Marr Chase	1	1	-7	0/0	0	-7	0	79.2
<b>TOTAL</b>	<b>39</b>	<b>33</b>	<b>347</b>	<b>2/12</b>	<b>1</b>	<b>76T</b>	<b>1</b>	<b>101.6</b>

RUSHING	ATT	YDS	AVG	LG	TD
Joe Mixon	19	68	3.6	18	2
Chase Brown	9	61	6.8	31	0
Jake Browning	2	22	11.0	21	1
Tyler Boyd	1	5	5.0	5	0
<b>TOTAL</b>	<b>31</b>	<b>156</b>	<b>5.0</b>	<b>31</b>	<b>3</b>

RECEIVING	NO	YDS	AVG	LG	TD
Ja'Marr Chase	11	149	13.5	76t	1
Joe Mixon	6	49	8.2	28	0
Tyler Boyd	5	37	7.4	10	0
Tanner Hudson	4	35	8.8	24	0
Tee Higgins	3	36	12.0	14	0
Trenton Irwin	1	25	25.0	25	0
Mitchell Wilcox	1	12	12.0	12	0
Drew Sample	1	11	11.0	11	0
Jake Browning	1	-7	-7.0	-7	0
<b>TOTAL</b>	<b>33</b>	<b>347</b>	<b>10.5</b>	<b>76T</b>	<b>1</b>

TOP DEFENSE	TOT	SOLO	AST	SCK	YDS	INT
Germaine Pratt	12	4	8	0.0	0.0	0
DJ Turner II	8	8	0	0.0	0.0	0
Chidobe Awuzie	8	6	2	0.0	0.0	0

FIELD GOALS	FGM/FGA	PERCENT	RESULTS
Evan McPherson	2-3	66.7	57CR, 54G, 48G
<b>TOTAL</b>	<b>2-3</b>	<b>66.0</b>	

## Team Statistics

	Bengals	Jaguars
First Downs	27	23
3rd-Down Eff. (Made/Att/Pct)	8/14/57%	6/15/40%
4th-Down Eff. (Made/Att/Pct)	1/2/50%	2/2/100%
Total Net Yards	491	376
Total Plays	72	68
Yards Per Play	6.8	5.5
Rushes/Net Yards	31/156	25/71
Net Passing	335	305
Pass Attempts/Completions	39/33	39/31
Had Intercepted	1	0
Sacked/Yards Lost	2/12	4/16
Punts/Average	1/33.0	5/40.6
Penalties/Yards	6/35	7/55
Fumbles/Lost	0/0	3/0
Possession Time	34:03	34:12



# 2023 GAME SUMMARIES



## WEEK 14



67,431 ■ Cleveland Browns Stadium ■ Dec 10, 2023

Jacksonville Jaguars ..... 0 7 7 13 – 27  
 Cleveland Browns ..... 7 7 7 10 – 31

### SCORING DRIVES

TEAM	QTR	TIME	SCORING PLAY	JAX	CLE
Browns	1	11:39	D.Njoku 34 yd. pass from J.Flacco (D.Hopkins kick) (6-75, 3:21)	0	7
Browns	2	13:40	D.Njoku 30 yd. pass from J.Flacco (D.Hopkins kick) (4-72, 1:25)	0	14
Jaguars	2	06:14	E.Engram 10 yd. pass from T.Lawrence (B.McManus kick) (2-12, 0:39)	7	14
Browns	3	09:39	K.Hunt 4 yd. run (D.Hopkins kick) (7-22, 4:25)	7	21
Jaguars	3	04:59	T.Etienne 1 yd. run (B.McManus kick) (6-25, 2:27)	14	21
Browns	4	12:34	Dav.Bell 41 yd. pass from J.Flacco (D.Hopkins kick) (4-48, 1:36)	14	28
Jaguars	4	08:52	P.Washington 19 yd. pass from T.Lawrence (B.McManus kick) (9-75, 3:42)	20	28
Browns	4	03:10	D.Hopkins 55 yd. Field Goal (4-0, 0:20)	21	31
Jaguars	4	01:33	E.Engram 2 yd. pass from T.Lawrence (pass failed) (9-75, 1:37)	27	31

### JACKSONVILLE JAGUARS

PASSING	ATT	CP	YDS	SK/YD	TD	LG	INT	RTG
Trevor Lawrence	50	28	257	4/22	3	23	3	65.2
<b>TOTAL</b>	<b>50</b>	<b>28</b>	<b>257</b>	<b>4/22</b>	<b>3</b>	<b>23</b>	<b>3</b>	<b>65.2</b>

RUSHING	ATT	YDS	AVG	LG	TD
Travis Etienne Jr.	14	35	2.5	16	1
D'Ernest Johnson	3	12	4.0	6	0
Trevor Lawrence	3	11	3.7	7	0
<b>TOTAL</b>	<b>20</b>	<b>58</b>	<b>2.9</b>	<b>16</b>	<b>1</b>

RECEIVING	NO	YDS	AVG	LG	TD
Evan Engram	11	95	8.6	23	2
Zay Jones	5	29	5.8	12	0
Calvin Ridley	4	53	13.3	16	0
Travis Etienne Jr.	4	37	9.3	18	0
Parker Washington	2	27	13.5	19t	1
D'Ernest Johnson	2	16	8.0	10	0
<b>TOTAL</b>	<b>28</b>	<b>257</b>	<b>9.2</b>	<b>23</b>	<b>3</b>

TOP DEFENSE	TOT	SOLO	AST	SCK	YDS	INT
Devin Lloyd	11	4	7	0.0	0.0	0
Montaric Brown	7	7	0	0.0	0.0	0
Foyesade Oluokun	7	5	2	0.0	0.0	0

FIELD GOALS	FGM/FGA	PERCENT	RESULTS
No Field Goals			

### CLEVELAND BROWNS

PASSING	ATT	CP	YDS	SK/YD	TD	LG	INT	RTG
Joe Flacco	45	26	311	1/4	3	41t	1	92.0
<b>TOTAL</b>	<b>45</b>	<b>26</b>	<b>311</b>	<b>1/4</b>	<b>3</b>	<b>41T</b>	<b>1</b>	<b>92.0</b>

RUSHING	ATT	YDS	AVG	LG	TD
Jerome Ford	12	51	4.3	26	0
Kareem Hunt	10	27	2.7	9	1
Dorian Thompson-Robinson	1	5	5.0	5	0
Pierre Strong Jr.	1	0	0.0	0	0
Joe Flacco	4	-1	-0.3	2	0
<b>TOTAL</b>	<b>28</b>	<b>82</b>	<b>2.9</b>	<b>26</b>	<b>1</b>

RECEIVING	NO	YDS	AVG	LG	TD
Amari Cooper	7	77	11.0	17	0
David Njoku	6	91	15.2	34t	2
Jerome Ford	5	31	6.2	10	0
Elijah Moore	3	42	14.0	20	0
Cedric Tillman	2	23	11.5	14	0
David Bell	1	41	41.0	41t	1
Jordan Akins	1	3	3.0	3	0
Kareem Hunt	1	3	3.0	3	0
<b>TOTAL</b>	<b>26</b>	<b>311</b>	<b>12.0</b>	<b>41T</b>	<b>3</b>

TOP DEFENSE	TOT	SOLO	AST	SCK	YDS	INT
Jeremiah Owusu-Koramoah	8	8	0	0.0	0.0	0
Greg Newsome II	5	5	0	0.0	0.0	1
Grant Delpit	5	4	1	1.0	13.0	0

FIELD GOALS	FGM/FGA	PERCENT	RESULTS
Dustin Hopkins	1-1	100.0	55G
<b>TOTAL</b>	<b>1-1</b>	<b>100.0</b>	

### Team Statistics

	Jaguars	Browns
First Downs	20	16
3rd-Down Eff. (Made/Att/Pct)	7/17/41%	4/18/22%
4th-Down Eff. (Made/Att/Pct)	0/1/0%	3/3/100%
Total Net Yards	293	389
Total Plays	74	74
Yards Per Play	4.0	5.3
Rushes/Net Yards	20/58	28/82
Net Passing	235	307
Pass Attempts/Completions	50/28	45/26
Had Intercepted	3	1
Sacked/Yards Lost	4/22	1/4
Punts/Average	7/45.9	8/51.5
Penalties/Yards	7/40	8/75
Fumbles/Lost	1/1	2/2
Possession Time	28:11	31:49



# 2023 GAME SUMMARIES



## WEEK 15



68,021 ■ EverBank Stadium ■ Dec 17, 2023

Baltimore Ravens ..... 3 7 0 13 - 23  
 Jacksonville Jaguars ..... 0 0 7 0 - 7

### SCORING DRIVES

TEAM	QTR	TIME	SCORING PLAY	BAL	JAX
Ravens	1	06:21	J.Tucker 43 yd. Field Goal (11-64, 5:51)	3	0
Ravens	2	01:12	I.Likely 16 yd. pass from L.Jackson (J.Tucker kick) (13-60, 4:30)	10	0
Jaguars	3	07:15	J.Agnew 65 yd. pass from T.Lawrence (B.McManus kick) (5-88, 2:59)	10	7
Ravens	4	14:58	G.Edwards 1 yd. run (J.Tucker kick) (5-58, 2:17)	17	7
Ravens	4	08:00	J.Tucker 26 yd. Field Goal (10-69, 5:32)	20	7
Ravens	4	06:01	J.Tucker 34 yd. Field Goal (4-3, 1:35)	23	7

### JACKSONVILLE JAGUARS

PASSING	ATT	CP	YDS	SK/YD	TD	LG	INT	RTG
Trevor Lawrence	43	25	264	1/6	1	65t	0	83.9
<b>TOTAL</b>	<b>43</b>	<b>25</b>	<b>264</b>	<b>1/6</b>	<b>1</b>	<b>65T</b>	<b>0</b>	<b>83.9</b>

RUSHING	ATT	YDS	AVG	LG	TD
Trevor Lawrence	4	41	10.3	13	0
Travis Etienne Jr.	10	31	3.1	7	0
D'Ernest Johnson	2	5	2.5	4	0
Tank Bigsby	1	-2	-2.0	-2	0
<b>TOTAL</b>	<b>17</b>	<b>75</b>	<b>4.4</b>	<b>13</b>	<b>0</b>

RECEIVING	NO	YDS	AVG	LG	TD
Zay Jones	5	59	11.8	36	0
Calvin Ridley	5	39	7.8	13	0
Evan Engram	4	28	7.0	11	0
Travis Etienne Jr.	4	28	7.0	13	0
Parker Washington	4	12	3.0	6	0
Jamal Agnew	2	70	35.0	65t	1
Luke Farrell	1	28	28.0	28	0
<b>TOTAL</b>	<b>25</b>	<b>264</b>	<b>10.6</b>	<b>65T</b>	<b>1</b>

TOP DEFENSE	TOT	SOLO	AST	SCK	YDS	INT
Andrew Wingard	11	10	1	0.0	0.0	0
Devin Lloyd	11	8	3	0.0	0.0	0
Foyesade Oluokun	10	8	2	0.0	0.0	0

FIELD GOALS	FGM/FGA	PERCENT	RESULTS
Brandon McManus	0-2	0.0	50RU, 55WL
<b>TOTAL</b>	<b>0-2</b>	<b>0.0</b>	

### BALTIMORE RAVENS

PASSING	ATT	CP	YDS	SK/YD	TD	LG	INT	RTG
Lamar Jackson	24	14	171	3/26	1	26	1	76.9
<b>TOTAL</b>	<b>24</b>	<b>14</b>	<b>171</b>	<b>3/26</b>	<b>1</b>	<b>26</b>	<b>1</b>	<b>76.9</b>

RUSHING	ATT	YDS	AVG	LG	TD
Lamar Jackson	12	97	8.1	21	0
Keaton Mitchell	9	73	8.1	24	0
Gus Edwards	16	58	3.6	20	1
Justice Hill	5	23	4.6	8	0
<b>TOTAL</b>	<b>42</b>	<b>251</b>	<b>6.0</b>	<b>24</b>	<b>1</b>

RECEIVING	NO	YDS	AVG	LG	TD
Isaiah Likely	5	70	14.0	26	1
Rashod Bateman	3	39	13.0	18	0
Keaton Mitchell	2	15	7.5	15	0
Charlie Kolar	1	15	15.0	15	0
Odell Beckham Jr.	1	14	14.0	14	0
Gus Edwards	1	11	11.0	11	0
Zay Flowers	1	7	7.0	7	0
<b>TOTAL</b>	<b>14</b>	<b>171</b>	<b>12.2</b>	<b>26</b>	<b>1</b>

TOP DEFENSE	TOT	SOLO	AST	SCK	YDS	INT
Kyle Hamilton	7	6	1	0.0	0.0	0
Roquan Smith	7	4	3	0.0	0.0	0
Marcus Williams	5	4	1	0.0	0.0	0

FIELD GOALS	FGM/FGA	PERCENT	RESULTS
Justin Tucker	3-3	100.0	43G, 26G, 34G
<b>TOTAL</b>	<b>3-3</b>	<b>100.0</b>	

### Team Statistics

	Ravens	Jaguars
First Downs	25	16
3rd-Down Eff. (Made/Att/Pct)	5/12/42%	3/13/23%
4th-Down Eff. (Made/Att/Pct)	1/1/100%	2/3/67%
Total Net Yards	396	333
Total Plays	69	61
Yards Per Play	5.7	5.5
Rushes/Net Yards	42/251	17/75
Net Passing	145	258
Pass Attempts/Completions	24/14	43/25
Had Intercepted	1	0
Sacked/Yards Lost	3/26	1/6
Punts/Average	3/43.0	3/49.3
Penalties/Yards	6/54	6/47
Fumbles/Lost	0/0	2/2
Possession Time	34:19	25:41





# 2023 GAME SUMMARIES



WEEK 16



62,547 ■ Raymond James Stadium ■ Dec 24, 2023

Jacksonville Jaguars ..... 0 0 6 6 - 12  
 Tampa Bay Buccaneers ..... 3 17 10 0 - 30

## SCORING DRIVES

TEAM	QTR	TIME	SCORING PLAY	JAX	TB
Buccaneers	1	07:22	C.McLaughlin 24 yd. Field Goal (14-69, 7:38)	0	3
Buccaneers	2	12:53	M.Evans 3 yd. pass from B.Mayfield (C.McLaughlin kick) (11-56, 6:07)	0	10
Buccaneers	2	02:27	C.McLaughlin 31 yd. Field Goal (9-45, 3:53)	0	13
Buccaneers	2	00:45	M.Evans 22 yd. pass from B.Mayfield (C.McLaughlin kick) (7-65, 0:49)	0	20
Buccaneers	3	11:30	R.White 2 yd. run (C.McLaughlin kick) (5-37, 2:03)	0	27
Buccaneers	3	03:49	C.McLaughlin 51 yd. Field Goal (10-27, 5:32)	0	30
Jaguars	3	00:50	C.Ridley 18 yd. pass from T.Lawrence (pass failed) (10-75, 2:59)	6	30
Jaguars	4	04:36	C.Ridley 1 yd. pass from C.Beathard (pass failed) (5-51, 1:09)	12	30

## JACKSONVILLE JAGUARS

PASSING	ATT	CP	YDS	SK/YD	TD	LG	INT	RTG
Trevor Lawrence	29	17	211	3/28	1	25	2	64.0
C.J. Beathard	15	11	94	1/9	1	15	0	111.5
<b>TOTAL</b>	<b>44</b>	<b>28</b>	<b>305</b>	<b>4/37</b>	<b>2</b>	<b>25</b>	<b>2</b>	<b>80.2</b>

RUSHING	ATT	YDS	AVG	LG	TD
Trevor Lawrence	4	29	7.3	15	0
Travis Etienne Jr.	6	12	2.0	4	0
C.J. Beathard	1	6	6.0	6	0
D'Ernest Johnson	1	2	2.0	2	0
Calvin Ridley	1	-12	-12.0	-12	0
<b>TOTAL</b>	<b>13</b>	<b>37</b>	<b>2.8</b>	<b>15</b>	<b>0</b>

RECEIVING	NO	YDS	AVG	LG	TD
Evan Engram	10	95	9.5	14	0
Calvin Ridley	6	90	15.0	25	2
Elijah Cooks	3	38	12.7	23	0
Tim Jones	3	32	10.7	15	0
Travis Etienne Jr.	3	19	6.3	11	0
Parker Washington	2	19	9.5	13	0
Jamal Agnew	1	12	12.0	12	0
<b>TOTAL</b>	<b>28</b>	<b>305</b>	<b>10.9</b>	<b>25</b>	<b>2</b>

TOP DEFENSE	TOT	SOLO	AST	SCK	YDS	INT
Foyesade Oluokun	12	7	5	0.0	0.0	0
Rayshawn Jenkins	7	3	4	0.0	0.0	0
Tyson Campbell	6	4	2	0.0	0.0	0

FIELD GOALS	FGM/FGA	PERCENT	RESULTS
Brandon McManus	0-1	0.0	52WR
<b>TOTAL</b>	<b>0-1</b>	<b>0.0</b>	

## TAMPA BAY BUCCANEERS

PASSING	ATT	CP	YDS	SK/YD	TD	LG	INT	RTG
Baker Mayfield	35	26	283	2/18	2	25	0	116.7
<b>TOTAL</b>	<b>35</b>	<b>26</b>	<b>283</b>	<b>2/18</b>	<b>2</b>	<b>25</b>	<b>0</b>	<b>116.7</b>

RUSHING	ATT	YDS	AVG	LG	TD
Rachaad White	20	39	2.0	11	1
Chase Edmonds	10	25	2.5	6	0
Baker Mayfield	5	5	1.0	7	0
Chris Godwin	1	1	1.0	1	0
<b>TOTAL</b>	<b>36</b>	<b>70</b>	<b>1.9</b>	<b>11</b>	<b>1</b>

RECEIVING	NO	YDS	AVG	LG	TD
Mike Evans	7	86	12.3	22t	2
Chris Godwin	6	78	13.0	22	0
Rachaad White	6	38	6.3	16	0
Trey Palmer	4	42	10.5	18	0
Payne Durham	1	25	25.0	25	0
David Moore	1	7	7.0	7	0
Cade Otton	1	7	7.0	7	0
<b>TOTAL</b>	<b>26</b>	<b>283</b>	<b>10.9</b>	<b>25</b>	<b>2</b>

TOP DEFENSE	TOT	SOLO	AST	SCK	YDS	INT
Lavonte David	8	8	0	1.0	8.0	0
Christian Izien	6	4	2	0.0	0.0	0
Yaya Diaby	5	4	1	1.5	15.0	0

FIELD GOALS	FGM/FGA	PERCENT	RESULTS
Chase McLaughlin	3-3	100.0	24G, 31G, 51G
<b>TOTAL</b>	<b>3-3</b>	<b>100.0</b>	

## Team Statistics

	Jaguars	Buccaneers
First Downs	23	22
3rd-Down Eff. (Made/Att/Pct)	3/9/33%	10/19/53%
4th-Down Eff. (Made/Att/Pct)	1/3/33%	1/2/50%
Total Net Yards	305	335
Total Plays	61	73
Yards Per Play	5.0	4.6
Rushes/Net Yards	13/37	36/70
Net Passing	268	265
Pass Attempts/Completions	44/28	35/26
Had Intercepted	2	0
Sacked/Yards Lost	4/37	2/18
Punts/Average	1/65.0	2/50.5
Penalties/Yards	2/20	6/44
Fumbles/Lost	3/2	0/0
Possession Time	22:53	37:07



# 2023 GAME SUMMARIES



## WEEK 17



67,215 ■ EverBank Stadium ■ Dec 31, 2023

Carolina Panthers ..... 0 0 0 0 - 0  
 Jacksonville Jaguars ..... 3 6 10 7 - 26

### SCORING DRIVES

TEAM	QTR	TIME	SCORING PLAY	CAR	JAX
Jaguars	1	08:36	B.McManus 35 yd. Field Goal (13-43, 6:24)	0	3
Jaguars	2	07:18	B.McManus 26 yd. Field Goal (12-54, 5:47)	0	6
Jaguars	2	02:45	B.McManus 24 yd. Field Goal (6-54, 1:50)	0	9
Jaguars	3	11:56	T.Etienne 62 yd. run (B.McManus kick) (2-66, 0:51)	0	16
Jaguars	3	03:00	B.McManus 34 yd. Field Goal (12-67, 7:24)	0	19
Jaguars	4	03:26	T.Etienne 1 yd. run (B.McManus kick) (4-15, 2:08)	0	26

### JACKSONVILLE JAGUARS

PASSING	ATT	CP	YDS	SK/YD	TD	LG	INT	RTG
C.J. Beathard	24	17	178	3/16	0	48	0	92.0
<b>TOTAL</b>	<b>24</b>	<b>17</b>	<b>178</b>	<b>3/16</b>	<b>0</b>	<b>48</b>	<b>0</b>	<b>92.0</b>

RUSHING	ATT	YDS	AVG	LG	TD
Travis Etienne Jr.	16	102	6.4	62t	2
Tank Bigsby	10	32	3.2	12	0
C.J. Beathard	3	24	8.0	19	0
D'Ernest Johnson	3	0	0.0	1	0
Matt Barkley	3	-3	-1.0	-1	0
<b>TOTAL</b>	<b>35</b>	<b>155</b>	<b>4.4</b>	<b>62T</b>	<b>2</b>

RECEIVING	NO	YDS	AVG	LG	TD
Evan Engram	6	60	10.0	22	0
Calvin Ridley	4	39	9.8	14	0
Jamal Agnew	2	53	26.5	48	0
Travis Etienne Jr.	2	16	8.0	8	0
Luke Farrell	1	7	7.0	7	0
Parker Washington	1	2	2.0	2	0
Brenton Strange	1	1	1.0	1	0
<b>TOTAL</b>	<b>17</b>	<b>178</b>	<b>10.5</b>	<b>48</b>	<b>0</b>

TOP DEFENSE	TOT	SOLO	AST	SCK	YDS	INT
Tyson Campbell	8	7	1	0.0	0.0	0
Travon Walker	6	6	0	2.0	14.0	0
Josh Hines-Allen	6	5	1	3.0	21.0	0

FIELD GOALS	FGM/FGA	PERCENT	RESULTS
Brandon McManus	4-4	100.0	35G, 26G, 24G, 34G
<b>TOTAL</b>	<b>4-4</b>	<b>100.0</b>	

### CAROLINA PANTHERS

PASSING	ATT	CP	YDS	SK/YD	TD	LG	INT	RTG
Bryce Young	32	19	112	6/45	0	18	1	53.1
<b>TOTAL</b>	<b>32</b>	<b>19</b>	<b>112</b>	<b>6/45</b>	<b>0</b>	<b>18</b>	<b>1</b>	<b>53.1</b>

RUSHING	ATT	YDS	AVG	LG	TD
Chuba Hubbard	11	45	4.1	7	0
Miles Sanders	2	10	5.0	7	0
Bryce Young	1	2	2.0	2	0
Ihmir Smith-Marsette	1	0	0.0	0	0
<b>TOTAL</b>	<b>15</b>	<b>57</b>	<b>3.8</b>	<b>7</b>	<b>0</b>

RECEIVING	NO	YDS	AVG	LG	TD
Adam Thielen	6	38	6.3	14	0
Chuba Hubbard	4	26	6.5	8	0
Ihmir Smith-Marsette	3	12	4.0	9	0
Miles Sanders	2	12	6.0	7	0
Jonathan Mingo	2	0	0.0	4	0
DJ Chark Jr.	1	18	18.0	18	0
Tommy Tremble	1	6	6.0	6	0
<b>TOTAL</b>	<b>19</b>	<b>112</b>	<b>5.9</b>	<b>18</b>	<b>0</b>

TOP DEFENSE	TOT	SOLO	AST	SCK	YDS	INT
Brian Burns	8	5	3	1.0	7.0	0
Derrick Brown	8	3	5	0.0	0.0	0
Deion Jones	7	4	3	1.0	8.0	0

FIELD GOALS	FGM/FGA	PERCENT	RESULTS
			No Field Goals

### Team Statistics

	Panthers	Jaguars
First Downs	7	16
3rd-Down Eff. (Made/Att/Pct)	1/13/8%	7/16/44%
4th-Down Eff. (Made/Att/Pct)	3/6/50%	1/1/100%
Total Net Yards	124	317
Total Plays	53	62
Yards Per Play	2.3	5.1
Rushes/Net Yards	15/57	35/155
Net Passing	67	162
Pass Attempts/Completions	32/19	24/17
Had Intercepted	1	0
Sacked/Yards Lost	6/45	3/16
Punts/Average	6/49.5	3/46.7
Penalties/Yards	3/24	1/15
Fumbles/Lost	0/0	0/0
Possession Time	26:31	33:29



# 2023 GAME SUMMARIES



## WEEK 18



63,744 ■ Nissan Stadium ■ Jan 7, 2024

Jacksonville Jaguars ..... 3 10 0 7 - 20  
 Tennessee Titans ..... 7 14 7 0 - 28

### SCORING DRIVES

TEAM	QTR	TIME	SCORING PLAY	JAX	TEN
Jaguars	1	09:45	B.McManus 44 yd. Field Goal (11-49, 5:15)	3	0
Titans	1	05:57	T.Spears 28 yd. pass from R.Tannehill (N.Folk kick) (7-75, 3:48)	3	7
Jaguars	2	12:24	C.Ridley 59 yd. pass from T.Lawrence (B.McManus kick) (7-88, 4:30)	10	7
Titans	2	08:27	D.Henry 18 yd. run (N.Folk kick) (8-75, 3:57)	10	14
Titans	2	03:03	T.Spears 3 yd. run (N.Folk kick) (6-36, 3:30)	10	21
Jaguars	2	00:00	B.McManus 30 yd. Field Goal (4-26, 0:22)	13	21
Titans	3	12:45	D.Hopkins 6 yd. pass from R.Tannehill (N.Folk kick) (4-75, 2:15)	13	28
Jaguars	4	14:55	E.Engram 14 yd. pass from T.Lawrence (B.McManus kick) (10-63, 5:13)	20	28

### JACKSONVILLE JAGUARS

PASSING	ATT	CP	YDS	SK/YD	TD	LG	INT	RTG
Trevor Lawrence	43	29	280	0/0	2	59t	2	81.5
<b>TOTAL</b>	<b>43</b>	<b>29</b>	<b>280</b>	<b>0/0</b>	<b>2</b>	<b>59T</b>	<b>2</b>	<b>81.5</b>

RUSHING	ATT	YDS	AVG	LG	TD
Travis Etienne Jr.	16	57	3.6	12	0
Tank Bigsby	3	16	5.3	8	0
Trevor Lawrence	3	10	3.3	8	0
D'Ernest Johnson	1	-1	-1.0	-1	0
<b>TOTAL</b>	<b>23</b>	<b>82</b>	<b>3.6</b>	<b>12</b>	<b>0</b>

RECEIVING	NO	YDS	AVG	LG	TD
Evan Engram	10	79	7.9	17	1
Calvin Ridley	6	106	17.7	59t	1
Zay Jones	6	47	7.8	11	0
Travis Etienne Jr.	5	30	6.0	13	0
Parker Washington	1	11	11.0	11	0
Tim Jones	1	7	7.0	7	0
<b>TOTAL</b>	<b>29</b>	<b>280</b>	<b>9.7</b>	<b>59T</b>	<b>2</b>

TOP DEFENSE	TOT	SOLO	AST	SCK	YDS	INT
Rayshawn Jenkins	7	7	0	0.0	0.0	0
Tyson Campbell	7	5	2	0.0	0.0	0
Foyesade Oluokun	7	3	4	0.0	0.0	0

FIELD GOALS	FGM/FGA	PERCENT	RESULTS
Brandon McManus	2-2	100.0	44G, 30G
<b>TOTAL</b>	<b>2-2</b>	<b>100.0</b>	

### TENNESSEE TITANS

PASSING	ATT	CP	YDS	SK/YD	TD	LG	INT	RTG
Ryan Tannehill	26	17	168	2/16	2	28t	1	93.1
DeAndre Hopkins	1	0	0	0/0	0	0	0	39.6
<b>TOTAL</b>	<b>27</b>	<b>17</b>	<b>168</b>	<b>2/16</b>	<b>2</b>	<b>28T</b>	<b>1</b>	<b>89.7</b>

RUSHING	ATT	YDS	AVG	LG	TD
Derrick Henry	19	153	8.1	69	1
Tyjae Spears	3	25	8.3	22	1
Ty Zentner	1	0	0.0	0	0
Ryan Tannehill	3	-3	-1.0	-1	0
<b>TOTAL</b>	<b>26</b>	<b>175</b>	<b>6.7</b>	<b>69</b>	<b>2</b>

RECEIVING	NO	YDS	AVG	LG	TD
DeAndre Hopkins	7	46	6.6	16	1
Tyjae Spears	3	41	13.7	28t	1
Chris Moore	3	30	10.0	16	0
Chig Okonkwo	2	36	18.0	21	0
Kyle Philips	2	15	7.5	10	0
<b>TOTAL</b>	<b>17</b>	<b>168</b>	<b>9.9</b>	<b>28T</b>	<b>2</b>

TOP DEFENSE	TOT	SOLO	AST	SCK	YDS	INT
Azeez Al-Shaair	10	7	3	0.0	0.0	0
Roger McCreary	9	6	3	0.0	0.0	0
Sean Murphy-Bunting	8	7	1	0.0	0.0	1

FIELD GOALS	FGM/FGA	PERCENT	RESULTS
			No Field Goals

### Team Statistics

	Jaguars	Titans
First Downs	20	19
3rd-Down Eff. (Made/Att/Pct)	8/14/57%	6/11/55%
4th-Down Eff. (Made/Att/Pct)	0/3/0%	0/1/0%
Total Net Yards	362	327
Total Plays	66	55
Yards Per Play	5.5	5.9
Rushes/Net Yards	23/82	26/175
Net Passing	280	152
Pass Attempts/Completions	43/29	27/17
Had Intercepted	2	1
Sacked/Yards Lost	0/0	2/16
Punts/Average	1/43.0	3/48.0
Penalties/Yards	6/40	5/29
Fumbles/Lost	0/0	1/0
Possession Time	32:17	27:43





# PRIDE OF THE JAGUARS

## TONY BOSELLI (1995-01)

Former OT Tony Boselli, the Jacksonville Jaguars' first-ever college draft choice, was the first member of the Jaguars franchise to be honored in The Pride of the Jaguars on Oct. 8, 2006. Boselli was the second overall selection in the 1995 draft following an All-American career at Southern California. He started a then-team-record 90 of the 91 Jaguars games in which he played from 1995-2001 and was named to the Pro Bowl five times. He was voted No. 1 on the Jaguars All-25. Widely considered the best offensive tackle in the game, Boselli allowed only 15.5 sacks in seven seasons and was named to the second team on the NFL All-Decade Team for the 1990s. On Feb. 10, 2022, Boselli was selected for enshrinement in the Pro Football Hall of Fame, becoming the Jaguars' first-ever Hall of Famer.

"Tony Boselli was the original Jaguar, and we are excited to recognize him," said Jaguars then-owner Wayne Weaver. "We are proud of Tony's contributions on the field for this organization, and we're proud of his contributions off the field for this community. We welcome the opportunity to have Jaguars fans thank Tony for what he has meant to Jacksonville and the Jaguars."



## WAYNE & DELORES WEAVER (1993-2011)



Wayne and Delores Weaver were inducted into the Pride of the Jaguars at halftime of their final game as owners of the team on Jan. 1, 2012, becoming only the second and third inductees. Three days later, their ownership of the Jaguars was transferred to Shad Khan, ending their tenure that began when the franchise was awarded on Nov. 30, 1993.

During the 17 seasons of the Weavers' ownership, the Jaguars were 138-134 in the regular season and 142-140 including postseason contests with six playoff berths and two division titles. The Weavers were on hand for every game during that span – 352 total contests including 69 preseason, 272 regular season and 11 postseason games. In addition, 20 Jaguars players were named to the Pro Bowl during their tenure.

From 1995-2011, the Weavers, through the Weaver Family Foundation, contributed more than \$22.6 million to Jacksonville organizations. The Jaguars Foundation also awarded more than \$14.8 million in grants to area nonprofit agencies during that time. Wayne Weaver served on four NFL committees: Business Ventures, Investment, Finance and Compensation. Delores Weaver served on two committees: NFL Charities and NFL Giving.

## FRED TAYLOR (1998-08)

Former RB Fred Taylor became the fourth inductee into the Pride of the Jaguars on Sept. 30, 2012. Taylor, who started 136 of 140 games, is one of five players along with Brad Meester, Mercedes Lewis, Jimmy Smith and Josh Scobee to play for 11 or more seasons with the Jaguars.

Taylor ranks fourth in franchise history in scoring with 424 points (70 TDs, two 2-point conversions) and broke the rookie scoring record with 102 points (17 TDs) during the 1998 season. He is one of just two Jaguars rookies (Leonard Fournette) to rush for 1,000 yards (1,223). His 17 TDs (14 rushing and three receiving) as a rookie still sit atop the Jaguars single-season TD list. Taylor, the Jaguars career-rushing leader with 11,271 yards, leads second-ranked Maurice Jones-Drew (8,071 career rushing yards) by 3,200 yards. While Taylor ranks among the best in nearly every Jaguars rushing statistic, he also sits at fifth in career receptions (286) and sixth in receiving yards (2,361). He was voted No. 2 on the Jaguars All-25.

Jaguars Owner Shad Khan acknowledged Taylor's place among elite company, stating, "Fred has earned his place in the Pride of the Jaguars, both with his record-setting performances on the field as well as with his involvement in the Jacksonville community throughout his career."



## MARK BRUNELL (1995-2003)



Former QB Mark Brunell became the fifth member inducted into the Pride of the Jaguars on Dec. 15, 2013. Owner of nearly every Jaguars passing record, Brunell is one of 14 players in Jaguars history to play nine seasons or more. He started 117 of his 120 games played and completed 2,184 of 3,616 passes for 25,698 yards with 144 touchdowns and 86 interceptions – all still ranking as Jaguars career records. Brunell's 4,367 passing yards in 1996 led the NFL. He was voted to the AFC Pro Bowl squad three times and was named the game's MVP in 1997. He was voted No. 5 on the Jaguars All-25. Brunell was the Jaguars' starting QB from 1995 through 2003, posting a winning record as a starter and leading the team to four playoff berths, eight postseason games and two AFC Championship games.

"Mark Brunell epitomized the Jaguars in their early years, and he was one of the main reasons for their success during that time," Jaguars Owner Shad Khan said. "I personally recall how the Jaguars captured the imagination of NFL fans throughout the nation in those days, and Mark Brunell was always in the highlights. Now that I have been here, I have gotten to see that this great quarterback is also a great person. Mark is a big part of the Jaguars family and the Jacksonville community, and it gives me great pride to join our fans in recognizing Mark and honoring him for his contributions to Jaguars history."

## JIMMY SMITH (1995-05)

Former WR Jimmy Smith was inducted to the Pride of the Jaguars on Dec. 11, 2016, becoming its sixth member. A five-time Pro Bowl selection, Smith was a key to the Jaguars' early success when the team earned four straight playoff appearances from 1996-99 and played in eight postseason games, including two AFC Championship appearances. He was the Jaguars' leading receiver in seven seasons and was voted to the Pro Bowl five consecutive years from 1997-2001. He was voted No. 3 on the Jaguars All-25.

"There is no question that Jimmy Smith was one of the best players to ever wear a Jaguars uniform," Jaguars Owner Shad Khan said. "His contributions in the early years were critical to the success the Jaguars enjoyed during that time. The fact that most of his records have stood for 10 years without being surpassed underscores what a great player he was. I am very happy that we will appropriately honor him."



# ALL-TIME HONORS

## PRO BOWL HONORS

Starters CAPITALIZED.

Number in parentheses shows player's number of Pro Bowls as a Jaguar.  
(\* did not play due to injury)

- 1996 – OT Tony Boselli  
QB Mark Brunell  
WR Keenan McCardell
- 1997 – P BRYAN BARKER  
OT TONY BOSELLI (2)  
QB Mark Brunell (2)  
PK MIKE HOLLIS  
WR Jimmy Smith
- 1998 – OT TONY BOSELLI (3)  
WR JIMMY SMITH (2)
- 1999 – OT TONY BOSELLI (4)\*  
DE TONY BRACKENS  
QB Mark Brunell (3)  
LB KEVIN HARDY  
S CARNELL LAKE  
OT Leon Searcy  
WR JIMMY SMITH (3)  
OT TONY BOSELLI (5)\*  
WR Jimmy Smith (4)
- 2000 – WR Jimmy Smith (4)
- 2001 – WR Jimmy Smith (5)\*  
DT Gary Walker
- 2002 – P Chris Hanson
- 2003 – DT MARCUS STROUD
- 2004 – DT MARCUS STROUD (2)  
DT John Henderson
- 2005 – DT MARCUS STROUD (3)
- 2006 – CB RASHEAN MATHIS\*  
DT John Henderson (2)
- 2007 – RB Fred Taylor
- 2009 – QB David Garrard  
RB Maurice Jones-Drew
- 2010 – RB MAURICE JONES-DREW\* (2)  
TE Mercedes Lewis  
ST Montell Owens
- 2011 – RB MAURICE JONES-DREW (3)  
ST Montell Owens (2)
- 2013 – LB Paul Posluszny
- 2015 – WR Allen Robinson
- 2017 – CB A.J. BOUYE  
DE CALAIS CAMPBELL\*  
DT Malik Jackson  
DE Yannick Ngakoue  
CB JALEN RAMSEY  
LB Telvin Smith
- 2018 – CB JALEN RAMSEY (2)  
DL Calais Campbell (2)
- 2019 – DE Josh Hines-Allen  
DL Calais Campbell (3)  
WR DJ Chark Jr.
- 2022 -- QB Trevor Lawrence  
RS Jamal Agnew
- 2023 -- OLB Josh Hines-Allen (2)  
LS Ross Maticcik  
TE Evan Ingram

## PRO BOWL MVPs

- 1997 – QB Mark Brunell
- 2019 – DL Calais Campbell

## COACHING HONORS

- Tom Coughlin – AFC Coach of the Year, UPI (1996)
- Dom Capers – Assistant Coach of the Year, Pro Football Writers of America, USA Today and Defensive Coordinator of the Year, Football Digest (1999)
- Doug Marrone – NFL 101 AFC Coach of the Year (2017)
- Todd Wash – Sporting News Coordinator of the Year (2017)
- Doug Pederson -- NFL 101 AFC Coach of the Year (2022)

## INDIVIDUAL LEAGUE AWARDS

### NET PUNTING AVERAGE

1995	P Bryan Barker	38.6
1996	QB Mark Brunell	<b>PASSING YARDS</b> 4,367
1997	K Mike Hollis	<b>POINTS</b> 134
1999	WR Jimmy Smith	<b>RECEPTIONS</b> 116
2011	RB Maurice Jones-Drew	<b>RUSHING YARDS</b> 1,606

## ALL-PRO SELECTIONS

Legend: AP – Associated Press; PFWA – Pro Football Writers of America; TSN – The Sporting News; PFW – Pro Football Weekly; PFF – Pro Football Focus; FN – Football News; FD – Football Digest; USA – USA Today; SI – Sports Illustrated; CPFN – College & Pro Football Newsweekly

- OLB Josh Hines-Allen – 2019: PFF (all-rookie), PFWA (all-rookie); 2023: PFWA (all-AFC)
- DT Tyson Alualu – 2010: PFW, TSN
- OT Khalif Barnes – 2005: PFW/PFWA
- OT Tony Boselli – 1995: PFWA, PFW, FN, CPFN; 1996: USA, SI; 1997: AP, PFWA, TSN, PFW, FN, USA, CPFN; 1998: AP, PFWA, TSN, PFW, FN, USA, CPFN, FD; 1999: AP, PFWA, SI, TSN, PFW, USA, CPFN, FN, FD; 2000: FN (All-AFC)
- P Bryan Barker – 1997: AP, PFW, FD
- PR Reggie Barlow – 1998: CPFN; 1999: CPFN (second team)
- CB Aaron Beasley – 1996: FN; 1999: CPFN
- CB A.J. Bouye – 2017: AP (second team), PFF (second team), PFWA (all-AFC)
- DE Tony Brackens – 1996: PFWA, PFW, FN, CPFN; 1999: SI, USA, FN, AP (second team), PFW (All-AFC), CPFN (second team)
- CB Fernando Bryant – 1999: PFWA, PFW, CPFN, FN, FD
- DL Calais Campbell – 2017: AP (EDGE), AP (second team interior), PFF (second team EDGE), PFWA, TSN; 2019: PFWA (All-AFC)
- C Michael Cheever – 1996: FN, CPFN
- S Donovan Darius – 1998: PFW, FN, FD; 1999: FD (second team)
- P Chris Hanson – 2002: AP (second team), PFWA, PFW (All-AFC), FD (second team)
- LB Kevin Hardy – 1996: PFWA, PFW, FN, CPFN; 1999: AP, TSN, PFW, USA, CPFN, FN, FD
- DT John Henderson – 2002: PFWA, PFW; 2006: AP (second team)
- PK Mike Hollis – 1997: CPFN
- RB Maurice Jones-Drew – 2006: PFW/PFWA; 2009: SN (second team); 2011: AP, PFWA
- DT Malik Jackson – 2017: PFWA (all-AFC)
- DT Terrance Knighton – 2009: PFW
- K Josh Lambo – 2019: AP (second team)
- S Carnell Lake – 1999: PFW, CPFN, FN, FD, AP (second team), FD (second team)
- QB Byron Leftwich – 2003: PFW
- G Vince Manuwai – 2003: PFW
- CB Rashean Mathis – 2006: AP, TSN, USA, PFW/PFWA, PFW/PFWA (All-AFC)
- G Brad Meester – 2000: PFWA, PFW, FN
- QB Gardner Minschew II – 2019: PFF (all-rookie)
- LS Ross Maticcik - 2023: AP, PFF, USA,
- FS Reggie Nelson – 2007: PFW/PFWA
- DE Yannick Ngakoue – 2016: PFWA (all-rookie)
- FB Montell Owens – 2008: SI (special teams)
- LB Mike Peterson – 2005: AP (second team)
- CB Jalen Ramsey – 2016: PFWA (all-rookie) 2017: AP, PFF, PFWA, TSN
- MLB Bryan Schwartz – 1995: FN
- OT Leon Searcy – 1997: USA; 1999: AP (second team), CPFN (second team)
- WR Jimmy Smith – 1998: AP (second team); 1999: FN, AP (second team), CPFN (second team), PFW (All-AFC)
- LB Telvin Smith Sr. – 2017: AP (second team)
- DT Larry Smith – 1999: FN
- DT Marcus Stroud – 2003: AP (second team), PFW (All-AFC), FN (second team); 2004: PFW (All-AFC), FD (second team); 2005: TSN (All-Pro)
- RB Fred Taylor – 1998: PFW, FN, CPFN, FD; 2007: AP (second team)
- OL Jawaan Taylor – 2019: PFWA (all-rookie), PFF (all-rookie)
- DT Gary Walker – 2001: SI, FD (second team)
- OT Maurice Williams – 2001: FN

## FEDEX GROUND PLAYER OF THE YEAR

- 1997 – RB Fred Taylor

## AFC PLAYER OF THE MONTH

- 1996 –
- December** – QB Mark Brunell (Offensive)
- 1997 –
- December** – WR Keenan McCardell (Offensive)
- 1999 –
- September** – CB Aaron Beasley, (Defensive)
- October** – DE Tony Brackens (Defensive)
- November** – DE Tony Brackens (Defensive)
- December** – WR Jimmy Smith (Offensive)
- 2005 –
- September** – P Chris Hanson (Special Teams)
- December** – LB Mike Peterson (Defensive)
- 2007 –
- December** – RB Fred Taylor (Offensive)
- 2021 –
- September** – WR Jamal Agnew (Special Teams)
- 2023 –
- October** - K Brandon McManus (Special Teams)





# ALL-TIME HONORS

## AFC PLAYER OF THE WEEK

- 1995 –  
Week 5 – DB Darren Carrington (Defense)
- 1996 –  
Week 11 – QB Mark Brunell (Offense)  
Week 13 – P Bryan Barker (Special Teams)  
Week 14 – K Mike Hollis (Special Teams)
- 1997 –  
Week 2 – K Mike Hollis (Special Teams)  
Week 7 – RB James Stewart (Offense)  
Week 11 – DE Jeff Lageman (Defense)  
Week 14 – K Mike Hollis (Special Teams)
- 1998 –  
Week 1 – RB James Stewart (Offense)  
Week 2 – WR Reggie Barlow (Special Teams)  
Week 3 – RB Fred Taylor (Offense)  
Week 17 – P Bryan Barker (Special Teams)
- 1999 –  
Week 4 – P Bryan Barker (Special Teams)  
Week 5 – P Bryan Barker (Special Teams)  
Week 10 – P Bryan Barker (Special Teams)  
Week 12 – QB Mark Brunell (Offense)
- 2000 –  
Week 9 – QB Mark Brunell (Offense)  
Week 12 – RB Fred Taylor (Offense)
- 2002 –  
Week 5 – WR Bobby Shaw (Special Teams)  
Week 11 – P Chris Hanson (Special Teams)
- 2004 –  
Week 3 – CB Rashean Mathis (Defense)  
Week 7 – K Josh Scobee (Special Teams)  
Week 15 – RB Fred Taylor (Offense)
- 2005 –  
Week 1 – K Josh Scobee (Special Teams)  
Week 5 – K Josh Scobee (Special Teams)  
Week 10 – LB Mike Peterson (Defense)  
Week 12 – RB Derrick Wimbush (Special Teams)
- 2006 –  
Week 2 – CB Rashean Mathis (Defense)  
Week 13 – QB David Garrard (Offense)  
Week 14 – RB Maurice Jones-Drew (Special Teams)
- 2007 –  
Week 6 – DE Paul Spicer (Defense)  
Week 12 – K Josh Scobee (Special Teams)
- 2008 –  
Week 3 – K Josh Scobee (Special Teams)
- 2009 –  
Week 3 – RB Maurice Jones-Drew (Offense)  
Week 13 – LB Justin Durant (Defense)
- 2010 –  
Week 1 – LB Daryl Smith (Defense)  
Week 4 – K Josh Scobee (Special Teams)  
Week 8 – QB David Garrard (Offense)
- 2011 –  
Week 7 – K Josh Scobee (Special Teams)
- 2013 –  
Week 10 – LB Paul Posluszny (Defense)
- 2014 –  
Week 7 – LB Telvin Smith Sr. (Defense)  
Week 13 – K Josh Scobee (Special Teams)
- 2015 –  
Week 7 – LB Telvin Smith Sr. (Defense)  
Week 14 – WR Rashad Greene Sr. (Special Teams)
- 2016 –  
Week 16 – CB Jalen Ramsey (Defense)
- 2017 –  
Week 1 – DL Calais Campbell (Defense)  
Week 5 – LB Telvin Smith Sr. (Defense)  
Week 9 – WR Jaydon Mickens (Special Teams)  
Week 10 – CB A.J. Bouye (Defense)  
Week 14 – WR Jaydon Mickens (Special Teams)
- 2019 –  
Week 3 – DL Calais Campbell (Defense)  
Week 4 – K Josh Lambo (Special Teams)  
Week 7 – K Josh Lambo (Special Teams)
- 2021 –  
Week 6 – K Matthew Wright (Special Teams)  
Week 9 – OLB Josh Hines-Allen (Defense)
- 2022 –  
Week 3 – QB Trevor Lawrence (Offense)  
Week 14 – QB Trevor Lawrence (Offense)  
Week 15 – S Rayshawn Jenkins (Defense)  
Week 16 – K Riley Patterson (Special Teams)  
Week 18 – OLB Josh Hines-Allen (Defense)
- 2023 –  
Week 4 – K Brandon McManus (Special Teams)  
Week 11 – QB Trevor Lawrence (Offense)  
Week 12 – OLB Josh Hines-Allen (Defense)

## AFC ROOKIE OF THE MONTH

- 1996 –  
December – DT Tony Brackens (Defensive)
- 1998 –  
September – RB Fred Taylor (Offensive)  
November – S Donovan Darius (Defensive)  
December – RB Fred Taylor (Offensive)
- 2003 –  
November – QB Byron Leftwich (Offensive)  
December – CB Rashean Mathis (Defensive)
- 2006 –  
November – LB Clint Ingram (Defensive)
- 2019 –  
September – QB Gardner Minshew II (Offensive)
- 2020 –  
September – RB James Robinson (Offensive)
- 2022 –  
September – LB Devin Lloyd (Defensive)

## AFC ROOKIE OF THE MONTH

QB Gardner Minshew II became the first Jaguar to win Pepsi Rookie of the Week when he won the award six times in 2019. In 2020, CB CJ Henderson earned Pepsi Rookie of the Week honors in Week 1 after recording five tackles, three passes defended and one INT in his NFL debut.

- 2019 –  
Week 1 – QB Gardner Minshew II  
Week 3 – QB Gardner Minshew II  
Week 5 – QB Gardner Minshew II  
Week 7 – QB Gardner Minshew II  
Week 8 – QB Gardner Minshew II  
Week 17 – QB Gardner Minshew II

- 2020 –  
Week 1 – CB CJ Henderson

\*Results since 2002

## WALTER PAYTON MAN OF THE YEAR

The Walter Payton NFL Man of the Year Award recognizes an NFL player for his excellence on and off the field. The award was established in 1970. It was renamed in 1999 after the late Hall of Fame Chicago Bears RB Walter Payton.

DL Calais Campbell became the first Jaguar to win the award when he was recognized as the 2019 Walter Payton NFL Man of the Year. The Jaguars nominees are below:

Year	Winner	Year	Winner
2001	QB Mark Brunell	2012	RB Maurice Jones-Drew
2002	TE Kyle Brady	2013	RB Maurice Jones-Drew
2003	LB Akin Ayodele	2014	K Josh Scobee
2004	TE Joe Zelenka	2015	OL Zane Beades
2005	WR Ernest Wilford	2016	TE Julius Thomas
2006	DB Scott Starks	2017	DT Malik Jackson
2007	WR Ernest Wilford	2018	QB Blake Bortles
2008	OL Brad Meester	2019	DL Calais Campbell
2009	RB Maurice Jones-Drew	2020	K Josh Lambo
2010	OL Brad Meester	2021	LB Myles Jack
2011	K Josh Scobee	2022	OL Tyler Shatley
		2023	OLB Dawuane Smoot

## ED BLOCK COURAGE AWARD

The Ed Block Courage Award annually honors a player from each NFL team who exemplifies a commitment to the principles of sportsmanship and courage. The winners are selected for courageous effort, as well as individual performance. The award is unique in the sense that voting is conducted by each team's players.

Year	Winner	Year	Winner
1995	DT Paul Frase	2009	FB Greg Jones
1996	TE Derek Brown	2010	DE Aaron Kampman
1997	CB Dave Thomas	2011	WR Jarrett Dillard
1998	QB Mark Brunell	2012	DE John Chick
1999	RB James Stewart	2013	OL Will Rackley
2000	OL Tony Boselli	2014	DT Roy Miller
2001	WR Jimmy Smith	2015	WR Allen Robinson
2002	RB Fred Taylor	2016	DT Sen'Derrick Marks
2003	DE Tony Brackens	2017	CB Aaron Colvin
2004	QB David Garrard	2018	FB Tommy Bohanon
2005	DE Paul Spicer	2019	OL Cam Robinson
2006	LB Jorge Cordova	2020	TE James O'Shaughnessy
2007	OL Richard Collier	2021	CB Tre Herndon
2008	OL Brad Meester	2022	RB Travis Etienne Jr.
		2023	OLB Dawuane Smoot



# DRAFT HISTORY

## JAGUARS ALL-TIME FIRST-ROUND DRAFT PICKS

In 2024, the Jaguars selected WR Brian Thomas Jr. in the first round of the draft. The Jaguars have drafted more wide receivers in the first round than any other offensive position with five.

Year	No.	Player	School
2024	23	WR Brian Thomas Jr.	LSU
2023	27	OT Anton Harrison	Oklahoma
2022	27	LB Devin Lloyd	Utah
2022	1	OLB Travon Walker	Georgia
2021	25	RB Travis Etienne Jr.	Clemson
2021	1	QB Trevor Lawrence	Clemson
2020	20	OLB K'Lavon Chaisson	LSU
2020	9	CB C.J. Henderson	Florida
2019	7	OLB Josh Hines-Allen	Kentucky
2018	29	DL Taven Bryan	Florida
2017	4	RB Leonard Fournette	LSU
2016	5	CB Jalen Ramsey	Florida State
2015	3	DE Dante Fowler Jr.	Florida
2014	3	QB Blake Bortles	Central Florida
2013	2	OT Luke Joeckel	Texas A&M
2012	5	WR Justin Blackmon	Oklahoma State
2011	10	QB Blaine Gabbert	Missouri
2010	10	DT Tyson Alualu	California
2009	8	OT Eugene Monroe	Virginia
2008	8	DE Derrick Harvey	Florida
2007	21	S Reggie Nelson	Florida
2006	28	TE Mercedes Lewis	UCLA
2005	21	WR Matt Jones	Arkansas
2004	9	WR Reggie Williams	Washington
2003	7	QB Byron Leftwich	Marshall
2002	9	DT John Henderson	Tennessee
2001	13	DT Marcus Stroud	Georgia
2000	29	WR R. Jay Soward	Southern California
1999	26	CB Fernando Bryant	Alabama
1998	25	S Donovan Darius	Syracuse
1998	9	RB Fred Taylor	Florida
1997	21	DT Renaldo Wynn	Notre Dame
1996	2	LB Kevin Hardy	Illinois
1995	19	RB James Stewart	Tennessee
1995	2	OT Tony Boselli	Southern California

## LAST TIME THEY WERE TAKEN

In 2024, the Jaguars selected five defensive players, three offensive players and one player on special teams. Below is the last player drafted by the Jaguars at each position:

### LAST TIME EACH POSITION WAS TAKEN

Position	Player	School	Year	Rd
Quarterback	Trevor Lawrence	Clemson	2021	1
Running Back	Keilan Robinson	Texas	2024	5
Wide Receiver	Brian Thomas Jr.	LSU	2024	1
Tight End	Brenton Strange	Penn State	2023	2
Offensive Tackle	Anton Harrison	Oklahoma	2023	1
Interior OL	Javon Foster	Missouri	2024	4
Fullback	Derek Parish	Houston	2023	7
Defensive Tackle	Jordan Jefferson	LSU	2024	4
Defensive End	Myles Cole	Texas Tech	2024	7
Linebacker	Ventrell Miller	Florida	2023	4
Outside Linebacker	Yasir Abdullah	Louisville	2023	5
Defensive Back	De'Antre Prince	Mississippi	2024	5
Safety	Antonio Johnson	Texas A&M	2023	5
Kicker	Cam Little	Arkansas	2024	6
Punter	Logan Cooke	Mississippi State	2018	7

## FIRST ROUND BY POSITION

Dating back to their inaugural season in 1995, the Jaguars have had 35 first-round draft choices, including multiple first-round picks in 1995 (OT Tony Boselli and RB James Stewart), 1998 (RB Fred Taylor and S Donovan Darius), 2020 (CB C.J. Henderson and DE/LB K'Lavon Chaisson) and 2021 (QB Trevor Lawrence and RB Travis Etienne Jr. and 2022 (OLB Travon Walker and LB Devin Lloyd).

Below is a breakdown of how Jacksonville has used its first-round picks since 1995:

OFFENSE (18)		DEFENSE (17)	
Position	Picks	Position	Picks
Wide Receivers	5	Defensive Linemen	7
Offensive Linemen	4	Safeties	2
Running Backs	4	Cornerbacks	3
Quarterbacks	4	Linebackers	5
Tight Ends	1		

## FIRST ROUND RECEIVER

The Jaguars drafted LSU's Brian Thomas Jr. as their first round selection in the 2024 draft. This marked the 18th offensive player drafted in the first round in team history and the first receiver drafted in the first round since Justin Blackmon in 2012.

Thomas Jr. is the sixth LSU player drafted in team history, with the last player being K'Lavon Chaisson in 2020.



## JAGUARS DRAFT SUPERLATIVES

**First Jaguars player drafted:** OT Tony Boselli (1995, No. 2)

**Most recent Jaguars player drafted:** DE Myles Cole (2024, No. 236)

**Highest Jaguars selection:** No. 1; QB Trevor Lawrence (2021), OLB Travon Walker (2022)

**Lowest Jaguars selection:** No. 253, WR Tiquan Underwood (2009)

**Tallest Jaguars player drafted:** 6'7, seven players; most recent: OLB Jordan Smith (2021)

**Shortest Jaguars player drafted:** 5'7, four players; most recent: WR/RS Ace Sanders (2013)

**Heaviest player drafted:** 335 pounds, DT John Henderson

**Lightest Jaguars player drafted:** 174 pounds; CB Fernando Bryant (1999), CB Scott Starks (2005)

**School with most selections:** Florida (13)

**Position with most selections:** Wide receiver (35)







# DRAFT HISTORY

## ALL-TIME DRAFT CHOICES

### 2024

No.	Player	College
1 (23)	WR Brian Thomas Jr.	LSU
2 (48)	DT Maason Smith	LSU
3 (96)	CB Jarrian Jones	Florida State
4 (114)	OL Javon Foster	Missouri
4 (116)	DT Jordan Jefferson	LSU
5 (153)	CB De'Antre Prince	Mississippi
5 (167)	RB Keilan Robinson	Texas
6 (212)	K Cam Little	Arkansas
7 (236)	DE Myles Cole	Texas Tech

### 2023

No.	Player	College
1 (27)	OL Anton Harrison	Oklahoma
2 (61)	TE Brenton Strange	Penn State
3 (88)	RB Tank Bigsby	Auburn
4 (121)	LB Ventrell Miller	Florida
4 (130)	DE Tyler Lacy	Oklahoma State
5 (136)	OLB Yasir Abdullah	Louisville
5 (160)	S Antonio Johnson	Texas A&M
6 (185)	WR Parker Washington	Penn State
6 (202)	CB Christian Braswell	Rutgers
6 (208)	CB Erick Hallett II	Pittsburgh
7 (226)	OL Cooper Hodges	Appalachian State
7 (227)	DL Raymond Vohasek	North Carolina
7 (240)	FB Derek Parish	Houston

### 2022

No.	Player	College
1 (1)	OLB Travon Walker	Georgia
1 (27)	LB Devin Lloyd	Utah
3 (65)	OL Luke Fortner	Kentucky
3 (70)	LB Chad Muma	Wyoming
5 (154)	RB Snoop Conner	Mississippi
6 (197)	CB Gregory Junior	Ouachita Baptist
7 (222)	CB Montaric Brown	Arkansas

### 2021

No.	Player	College
1 (1)	QB Trevor Lawrence	Clemson
1 (25)	RB Travis Etienne	Clemson
2 (33)	CB Tyson Campbell	Georgia
2 (45)	OL Walker Little	Stanford
3 (65)	S Andre Cisco	Syracuse
4 (106)	DT Jay Tufeke	Southern California
4 (121)	DE Jordan Smith	Alabama-Birmingham
5 (145)	TE Luke Farrell	Ohio State

### 2020

No.	Player	College
1 (9)	CB CJ Henderson	Florida
1 (20)	OLB K'Lavon Chaisson	LSU
2 (42)	WR Laviska Shenault Jr.	Colorado
3 (73)	DT DaVon Hamilton	Ohio State
4 (116)	OL Ben Bartch	St. John's (Minn.)
4 (137)	CB Josiah Scott	Michigan State
4 (140)	LB Shaquille Quarterman	Miami (Fla.)
5 (157)	S Daniel Thomas	Auburn
5 (165)	WR Collin Johnson	Texas
6 (189)	QB Jake Luton	Oregon State
6 (206)	TE Tyler Davis	Georgia Tech

### 2020 CONT.

No.	Player	College
7 (223)	DB/RS Chris Claybrooks	Memphis

### 2019

No.	Player	College
1 (7)	OLB Josh Hines-Allen	Kentucky
2 (35)	OL Jawaan Taylor	Florida
3 (69)	TE Josh Oliver	San Jose State
3 (98)	LB Quincy Williams	Murray State
5 (140)	RB Ryquell Armstead	Temple
6 (178)	QB Gardner Minshew II	Washington State
7 (235)	DT Dontavious Russell	Auburn

### 2018

No.	Player	College
1 (29)	DL Taven Bryan	Florida
2 (61)	WR DJ Chark Jr.	LSU
3 (93)	S Ronnie Harrison	Alabama
4 (129)	OT Will Richardson Jr.	N.C. State
6 (203)	QB Tanner Lee	Nebraska
7 (230)	LB Leon Jacobs	Wisconsin
7 (247)	P Logan Cooke	Mississippi State

### 2017

No.	Player	College
1 (4)	RB Leonard Fournette	LSU
2 (34)	OL Cam Robinson	Alabama
3 (68)	DE Dawuane Smoot	Illinois
4 (110)	WR Dede Westbrook	Oklahoma
5 (148)	LB Blair Brown	Ohio
7 (222)	CB Jalen Myrick	Minnesota
7 (240)	FB Marquez Williams	Miami (Fla.)

### 2016

No.	Player	College
1 (5)	CB Jalen Ramsey	Florida State
2 (36)	LB Myles Jack	UCLA
3 (69)	DE Yannick Ngakoue	Maryland
4 (103)	DT Sheldon Day	Notre Dame
6 (181)	LB Tyrone Holmes	Montana
6 (201)	QB Brandon Allen	Arkansas
7 (226)	DE Jonathan Woodard	Central Arkansas

### 2015

No.	Player	College
1 (3)	DE Dante Fowler Jr.	Florida
2 (36)	RB T.J. Yeldon	Alabama
3 (67)	G A.J. Cann	South Carolina
4 (104)	S James Sample	Louisville
5 (139)	WR Rashad Greene Sr.	Florida State
6 (180)	DT Michael Bennett	Ohio State
7 (220)	WR Neal Sterling	Monmouth
7 (229)	TE Ben Koyack	Notre Dame

### 2014

No.	Player	College
1 (3)	QB Blake Bortles	Central Florida
2 (39)	WR Marqise Lee	Southern California
2 (61)	WR Allen Robinson	Penn State
3 (93)	G Brandon Linder	Miami (Fla.)
4 (114)	CB Aaron Colvin	Oklahoma

### 2014 CONT.

No.	Player	College
5 (144)	LB Telvin Smith Sr.	Florida State
5 (159)	DE Chris Smith	Arkansas
6 (205)	C Luke Bowanko	Virginia
7 (222)	RB Storm Johnson	Central Florida

### 2013

No.	Player	College
1 (2)	OT Luke Joeckel	Texas A&M
2 (33)	S Jonathan Cyprien	Florida International
3 (64)	CB Dwayne Gratz	Connecticut
4 (101)	WR/PR Ace Sanders	South Carolina
5 (135)	RB Denard Robinson	Michigan
6 (169)	S Josh Evans	Florida
7 (208)	CB Jeremy Harris	New Mexico State
7 (210)	CB Demetrius McCray	Appalachian State

### 2012

No.	Player	College
1 (5)	WR Justin Blackmon	Oklahoma State
2 (38)	DL Andre Branch	Clemson
3 (70)	P Bryan Anger	California
5 (142)	LB Brandon Marshall	Nevada
6 (176)	CB Mike Harris	Florida State
7 (228)	DT Jeris Pendleton	Ashland

### 2011

No.	Player	College
1 (10)	QB Blaine Gabbert	Missouri
3 (76)	G/C Will Rackley	Lehigh
4 (114)	WR Cecil Shorts III	Mount Union
4 (121)	S Chris Pronski	Wyoming
5 (147)	CB Rod Isaac	Middle Tenn. State

### 2010

No.	Player	College
1 (10)	DT Tyson Alualu	California
3 (74)	DT D'Anthony Smith	Louisiana Tech
5 (143)	DE Larry Hart	Central Arkansas
5 (153)	DE Austen Lane	Murray State
6 (180)	RB/KR Deji Karim	Southern Illinois
6 (203)	RS/CB Scotty McGee	James Madison

### 2009

No.	Player	College
1 (8)	OT Eugene Monroe	Virginia
2 (39)	OT Eben Britton	Arizona
3 (72)	DT Terrance Knighton	Temple
3 (73)	CB Derek Cox	William & Mary
4 (107)	WR Mike Thomas	Arizona
5 (144)	WR Jarett Dilliard	Rice
6 (180)	TE Zach Miller	Nebraska-Omaha
7 (250)	RB Rashad Jennings	Liberty
7 (253)	WR Tiquan Underwood	Rutgers

### 2008

No.	Player	College
1 (8)	DE Derrick Harvey	Florida
2 (52)	DE Quentin Groves	Auburn
5 (155)	LB Thomas Williams	Southern California
5 (159)	LB Trae Williams	South Florida
7 (213)	RB Chauncey Washington	Southern California



# DRAFT HISTORY

## ALL-TIME DRAFT CHOICES

### 2007

No.	Player	College
1 (21)	FS Reggie Nelson	Florida
2 (48)	LB Justin Durant	Hampton
3 (79)	WR Mike Sims-Walker	Central Florida
4 (101)	P Adam Podlesh	Maryland
4 (113)	DE Brian Smith	Missouri
5 (149)	G Uche Nwaneri	Purdue
5 (150)	S Josh Gattis	Wake Forest
5 (166)	DT Derek Landri	Notre Dame
7 (229)	WR John Broussard	San Jose State
7 (251)	LB Chad Nkang	Elon
7 (252)	OT Andrew Carnahan	Arizona State

### 2006

No.	Player	College
1 (28)	TE Mercedes Lewis	UCLA
2 (60)	RB Maurice Jones-Drew	UCLA
3 (80)	LB Clint Ingram	Oklahoma
5 (160)	LB Brent Hawkins	Illinois State
7 (213)	DE James Wyche	Syracuse
7 (236)	CB Dee Webb	Florida

### 2005

No.	Player	College
1 (21)	WR Matt Jones	Arkansas
2 (52)	OT Khalif Barnes	Washington
3 (87)	CB Scott Starks	Wisconsin
4 (127)	RB Alvin Pearman	Virginia
5 (157)	S Gerald Sensabaugh	North Carolina
6 (185)	WR Chad Owens	Hawaii
6 (194)	LB Pat Thomas	N.C. State
7 (237)	CB Chris Roberson	Eastern Michigan

### 2004

No.	Player	College
1 (9)	WR Reggie Williams	Washington
2 (39)	LB Daryl Smith	Georgia Tech
2 (55)	RB Greg Jones	Florida State
3 (86)	LB Jorge Cordova	Nevada
4 (118)	DT Anthony Maddox	Delta State
4 (120)	WR Earnest Wilford	Virginia Tech
5 (137)	K Josh Scobee	Louisiana Tech
5 (150)	CB Chris Thompson	Nicholls State
5 (159)	OT Sean Bubin	Illinois
7 (249)	DE Bobby McCray	Florida

### 2003

No.	Player	College
1 (7)	QB Byron Leftwich	Marshall
2 (39)	DB Rashean Mathis	Bethune-Cookman
3 (72)	G Vince Manuwai	Hawaii
4 (104)	TE George Wrighster	Oregon
4 (132)	RB LaBrandon Toefield	Louisiana State
6 (176)	DE Brandon Green	Rice
6 (179)	S David Young	Georgia Southern
6 (193)	OT Marques Ogden	Howard
7 (218)	FB Malaefou MacKenzie	Southern California

### 2002

No.	Player	College
1 (9)	DT John Henderson	Tennessee
2 (40)	OT Mike Pearson	Florida
3 (89)	LB Akin Ayodele	Purdue
4 (108)	QB David Garrard	East Carolina
4 (118)	TE Chris Luzar	Virginia
6 (180)	DT Clenton Ballard	Texas State
7 (222)	WR Kendall Newson	Middle Tenn. State
7 (246)	CB Steve Smith	Oregon
7 (247)	K Hayden Epstein	Michigan

### 2001

No.	Player	College
1 (13)	DT Marcus Stroud	Georgia
2 (43)	OT Maurice Williams	Michigan
3 (73)	LB Eric Westmoreland	Tennessee
3 (94)	S James Boyd	Penn State
5 (142)	P David Leaverton	Tennessee
6 (170)	G Chad Ward	Washington
7 (213)	LB Anthony Denman	Notre Dame
7 (233)	S Marlon McCree	Kentucky
7 (235)	WR Richmond Flowers	Tenn. Chattanooga
7 (241)	DT Randy Chevrier	McGill

### 2000

No.	Player	College
1 (29)	WR R. Jay Soward	Southern California
2 (60)	G/C Brad Meester	Northern Iowa
3 (92)	LB T.J. Slaughter	Southern Miss.
4 (123)	OT Joe Chustz	Louisiana Tech
5 (159)	CB Kiwauke Thomas	Georgia Southern
6 (196)	WR Emanuel Smith	Arkansas
7 (236)	S Erik Olson	Colorado State
7 (241)	DE Rob Meier	Washington State
7 (243)	RB Shyrone Stith	Virginia Tech
7 (245)	LB Danny Clark	Illinois
7 (247)	T Mark Baniewicz	Syracuse

### 1999

No.	Player	College
1 (26)	CB Fernando Bryant	Alabama
2 (56)	DT Larry Smith	Florida State
3 (88)	G Anthony Cesario	Colorado State
4 (121)	DT Kevin Landolt	West Virginia
5 (160)	CB Jason Craft	Colorado State
6 (182)	DT Emarlos Leroy	Georgia
7 (242)	CB Dee Moronkola	Washington State
7 (246)	DE Chris White	Saginaw Valley State

### 1998

No.	Player	College
1 (9)	RB Fred Taylor	Florida
1 (25)	S Donovan Darius	Syracuse
2 (57)	CB Cordell Taylor	Hampton
3 (86)	QB Jonathan Quinn	Middle Tennessee
4 (101)	RB Tavian Banks	Iowa
4 (118)	DT Harry Deligianis	Youngstown State
5 (148)	C John Wade	Marshall
6 (179)	DE Lamanzor Williams	Minnesota
6 (182)	FB Kevin McLeod	Auburn
7 (192)	WR Alvis Whitted	NC State
7 (214)	LB Brandon Tolbert	Georgia

### 1997

No.	Player	College
1 (21)	DT Renaldo Wynn	Notre Dame
2 (50)	S Mike Logan	West Virginia
3 (79)	LB James Hamilton	North Carolina
4 (114)	DT Seth Payne	Cornell
5 (147)	TE Damon Jones	Southern Illinois
6 (184)	FB Daimon Shelton	Sacramento State
7 (221)	LB Jon Hesse	Nebraska

### 1996

No.	Player	College
1 (2)	LB Kevin Hardy	Illinois
2 (33)	DE Tony Brackens	Texas
2 (60)	C Michael Cheever	Georgia Tech
3 (63)	CB Aaron Beasley	West Virginia
4 (110)	WR Reggie Barlow	Alabama State
5 (146)	OT Jimmy Herndon	Houston
6 (170)	S John Fisher	Missouri Western State
6 (185)	WR Chris Doering	Florida
7 (227)	WR Clarence Jones	Tennessee State
7 (228)	WR Gregory Spann	Jackson State

### 1995

No.	Player	College
1 (2)	OL Tony Boselli	Southern California
1 (19)	RB James Stewart	Tennessee
2 (40)	OT Brian DeMarco	Michigan State
2 (64)	LB Bryan Schwartz	Augustana (S.D.)
3 (71)	S Chris Hudson	Colorado
4 (99)	QB Rob Johnson	Southern California
4 (123)	DT Mike Thompson	Wisconsin
5 (169)	FB Ryan Christopherson	Wyoming
6 (172)	OT Marcus Price	Louisiana State
7 (219)	WR Curtis Marsh	Utah

## 1995 EXPANSION DRAFT

*(February 15, 1995; alternated choices with Carolina)*  
 (Draft round, position, player, former team) 1. QB Steve Buerlein, Arizona; 2. CB Corey Raymond, N.Y. Giants; 3. OT Jeff Novak, Miami; 4. DE John Duff, L.A. Raiders; 5. LB Keith Goganious, Buffalo; 6. LB Mark Williams, Green Bay; 7. CB Al Jackson, Philadelphia; 8. C/OG Mark Tucker, Arizona; 9. DT Paul Frase, N.Y. Jets; 10. G Tom Myslinski, Chicago; 11. WR Willie Jackson, Dallas; 12. DB Othello Henderson, New Orleans; 13. LB Santo Stephens, Cincinnati; 14. DB Darren Carrington, San Diego; 15. DB Michael Davis, Houston; 16. DB Dave Thomas, Dallas; 17. RB Mazio Royster, Tampa Bay; 18. FB Le'Shai Maston, Houston; 19. WR Charles Davenport, Pittsburgh; 20. S Monty Grow, Kansas City; 21. RB Marcus Wilson, Green Bay; 22. LB Brant Boyer, Miami; 23. S Harry Colon, Detroit; 24. TE Derek Brown, N.Y. Giants; 25. LB James Williams, New Orleans; 26. G Eugene Chung, New England; 27. RB Reggie Cobb, Green Bay; 28. WR Desmond Howard, Washington; 29. WR Kelvin Martin, Seattle; 30. WR Cedric Tillman, Denver; 31. DB Rogerick Green, Tampa Bay.





# ALL-TIME TRADE HISTORY

## ALL-TIME TRADE HISTORY

### 2024

• **April 25:** Jaguars' 1st-round 2024 (17 overall) to Minnesota for Vikings 2024 1st-round (23 overall) and 5th-round (167 overall), and 2025 3rd-round and 4th-round picks.

• **March 14:** Jaguars' 6th round (193rd) pick to Patriots for QB Mac Jones

### 2023

• **Oct. 31:** Jaguars' 6th-round 2024 to Minnesota Vikings for G Ezra Cleveland

• **May 25:** K Riley Patterson to Detroit for Lions 7th-round 2026 pick.

• **April 29:** Jaguars' 4th-round 2023 (127 overall) to New Orleans for Saints 7th-round 2023 (227 overall) and 4th-round 2024 picks.

• **April 28:** Jaguars' 2nd-round 2023 (56 overall) to Chicago for Bears 2nd-round (61 overall) and 5th-round (136 overall) 2023 picks.

• **April 27:** Jaguars' 1st-round 2023 (25 overall) to Buffalo for Bills 1st-round (27 overall) and 4th-round (130 overall).

• **April 27:** Jaguars' 1st-round 2023 (24 overall) to New York for Giants 1st-round (25 overall), 5th-round (160 overall), and 7th-round (240 overall) 2023 picks.

### 2022

• **November 1:** Conditional 3rd-round 2024 and 5th-round 2023 to Atlanta for WR Calvin Ridley

• **April 29:** Jaguars' 5th-round 2022 (157 overall), 7th-round 2022 (235 overall) to Tampa Bay for Buccaneers 4th-round 2023 pick.

• **April 29:** Jaguars' 6th-round 2022 (188 overall), 6th-round 2022 (198) to Philadelphia for Eagles 5th round (154 overall).

• **April 28:** Jaguars' 2nd-round 2022 (33 overall), 4th-round 2022 (106 overall) and 6th-round 2022 (180 overall) to Tampa Bay for Buccaneers 1st-round (27 overall).

### 2021

• **August 28:** QB Gardnew Minshew II to Philadelphia for Eagles' 6th-round 2022 choice.

• **May 18:** CB Josiah Scott to Philadelphia for CB Jameson Houston and Eagles' 6th-round 2023 choice.

• **May 2:** Jaguars' 4th-round 2021 (130 overall), 5th-round 2021 (170 overall) and 7th-round 2021 (249 overall) to Los Angeles for Rams 4th-round (121 overall) and 6th-round (209 overall).

• **March 17:** TE Josh Oliver to Baltimore for Ravens' conditional 7th-round 2022 draft choice.

• **March 17:** Jaguars' 7th-round 2021 (229th overall) to Saints for DT Malcom Brown.

### 2020

• **March 18:** CB A.J. Bouye to Denver for Broncos 4th (137)-round 2020 draft choice.

• **March 19:** DL Calais Campbell to Baltimore for Ravens 5th (157)-round 2020 draft choice.

• **March 30:** QB Nick Foles to Chicago for Bears 4th (140)-round 2020 draft choice.

• **August 30:** Traded DE Yannick Ngakoue to Minnesota for Vikings 2nd (45)-round 2021 draft choice and a 2022 5th round pick.

• **September 3:** Traded S Ronnie Harrison to Cleveland for Browns 5th (170th)-round 2021 draft choice.

• **October 14, 2020:** Jaguars' 6th round (185th) pick to Titans for LB Kamalei Correa and 2021 7th round pick (249th overall)

### 2019

• **September 9:** Jaguars' fifth-round (137) pick to Pittsburgh for QB Joshua Dobbs.

• **October 15:** Jaguars CB Jalen Ramsey to Rams for 2020 first-round pick (20), 2021 first-round pick and a 2021 fourth-round selection.

• **May 26:** Jaguars' 2nd (38)-round selection and 4th (109)-round selection to Oakland for Raiders 5th (140, RB Ryquell Armstead) and 7th (235, DL Dontavious Russell)-round picks. Oakland traded 38 to Buffalo who drafted OT Cody Ford and traded pick 109 to Indianapolis who drafted RB Khari Willis.

• **May 27:** Jaguars' 7th (236)-round pick to Seattle for Seahawks 6th-round 2020 draft pick.

### 2018

• **March 28:** Jaguars' conditional 7th-round 2019 draft pick to Cleveland for QB Cody Kessler.

• **October 19:** Jaguars' fifth-round 2019 draft pick to Cleveland for RB Carlos Hyde.

• **October 30:** DE Dante Fowler Jr. to Los Angeles Rams for Los Angeles' 2019 third-round draft pick and a 2020 fifth-round pick

### 2017

• **March 10:** TE Julius Thomas to Miami for Miami's 7th (240)-round 2017 draft pick. Jaguars selected FB Marquez Williams.

• **March 10:** Jaguars' 7th-round 2018 draft pick to Miami for OT Branden Albert.

• **April 28:** Jaguars' 2nd (35)-round selection and 6th (187)-round selection to the Seattle Seahawks for the Seahawks' 2nd (34, OL Cam Robinson)-round selection. The Seahawks selected DT Malik McDowell with pick 35 and DB Mike Tyson with pick 187.

• **Sept. 2:** OL Luke Bowanko to Baltimore for Baltimore's 2019 7th-round draft pick.

• **October 29:** DE Chris Smith to Cincinnati Bengals for Cincinnati's 2018 7th-round pick (230, LB Leon Jacobs).

• **October 28:** Jaguars 6th-round 2018 draft pick to the Buffalo Bills for DT Marcell Dareus.

### 2016

• **April 29:** Jaguars' 2nd (38)-round selection and 5th (146)-round selection to the Baltimore Ravens for the Ravens' 2nd (36, LB Myles Jack)-round selection. The Ravens traded the 2nd (38)-round selection to the Dolphins who selected CB Xavien Howard. The Ravens selected LB Matt Judon with pick 146.

### 2015

• **March 9:** Jaguars' 4th (103)-round selection to New York Jets for New York Jets' 4th (104, S James Sample) and 7th (229, TE Ben Koyack)-round selections. The New York Jets selected QB Bryce Petty.

• **Aug. 31:** K Josh Scobee to Pittsburgh for Pittsburgh 6th (201st overall selection) round draft choice. Jaguars selected QB Brandon Allen.

### 2014

• **March 11:** QB Blaine Gabbert to San Francisco for San Francisco's 6th (205)-round 2014 draft pick and a conditional 2015 draft pick. Jaguars selected C Luke Bowanko in 2014 draft.

• **May 9:** Jaguars' 3rd (70) and 5th (150 from Detroit)-round selections to San Francisco for San Francisco's 2nd (61, WR Allen Robinson)-round selection. San Francisco selected C Marcus Martin and DE Aaron Lynch.

• **May 9:** Jaguars' 4th (105) and 6th (179)-round selections to New England for New England's 3rd (93, G Brandon Linder). New England selected C Bryan Stork and G Jon Halapio.

### 2013

• **April 28:** Jaguars' 4th (98)-round selection to Philadelphia for Philadelphia's 4th (101) and 7th (210)-round selections.

• **Aug. 30:** DT D'Anthony Smith to Seattle for conditional pick.

• **Oct. 2:** OT Eugene Monroe to Baltimore for Baltimore's 2014 4th and 5th-round selections.

### 2012

• **April 26:** Jaguars' 1st (7) and 4th (101)-round selections to Tampa Bay for Tampa Bay's 1st (5, WR Justin Blackmon) -round selection. Tampa Bay selected SS Mark Barron and traded pick 101 to Denver, who selected CB Omar Bolden.

• **Oct. 30:** WR Mike Thomas to Detroit for a 2014 5th round selection.

### 2011

• **April 28:** Jaguars' 1st (16) and 2nd (49)-round selections to Washington for Washington's 1st (10, QB Blaine Gabbert)-round selection. Washington selected DE Ryan Kerrigan with selection 16 and traded pick 49 to Indianapolis, who selected G Ben Ijalana.

• **April 29:** Jaguars' 3rd (80) and 6th (182)-round selections to San Francisco for San Francisco's 3rd (76, G Will Rackley)-round selection. San Francisco selected S Chris Culliver and WR Ronald Johnson.

• **Sept. 3:** A Jaguars conditional 2012 choice to New York Jets for S Dwight Lowery. Jets traded pick (214) to Indianapolis, who selected LB Tim Fugger.

### 2010

• **April 23:** DE Quentin Groves to Oakland for Dallas' 5th (158)-round selection. Jaguars later traded that selection to New Orleans for 2011 4th (121)-round selection.

• **April 23:** Jaguars' 4th (108)-round selection to Oakland for LB Kirk Morrison and New England's 5th (153, DE Austen Lane)-round selection. Oakland selected WR Jacoby Ford.

• **May 25:** Jaguars' 2011 7th (218)-round selection to Miami for G Justin Smiley. Miami later traded selection to Green Bay which selected TE Ryan Taylor.

• **Sept. 4:** S Reggie Nelson to Cincinnati for DB David Jones and a conditional 2012 draft pick. Jaguars selected DT Jeris Pendleton.

• **Oct. 18:** S Anthony Smith to Green Bay for a conditional 2011 draft pick.

### 2009

• **April 9:** DT Tony McDaniel to Miami for Miami's 7th (232)-round selection. Jaguars later traded pick 232 to New England.



# ALL-TIME TRADE HISTORY

## ALL-TIME TRADE HISTORY

• **April 26:** Jaguars traded Miami's 7th (232)-round selection and Jacksonville's 2010 2nd (44)-round selection to New England for Green Bay's 3rd (73, CB Derek Cox)-round selection. New England selected WR Julian Edelman with pick 232.

• **June 30:** WR Dennis Northcutt to Detroit for S Gerald Alexander.

• **Sept. 6:** Jaguars' 2010 7th (217)-round selection to Tampa Bay for QB **Luke McCown**.

### 2008

• **Feb. 29:** Jaguars' 6th (193)-round selection to Minnesota for WR Troy Williamson. Minnesota selected WR Jaymar Johnson.

• **March 1:** DT Marcus Stroud to Buffalo for Baltimore's 3rd (71) and Chicago's 5th (143)-round selections. Buffalo later traded pick 71 back to Baltimore and pick 143 was traded to Dallas through Chicago.

• **April 26:** Jaguars' 1st (26), Baltimore's 3rd (71), and Jaguars' 3rd (89) and 4th (125)-round selections to Baltimore for Baltimore's 1st (8, DE Derrick Harvey)-round selection. Baltimore selected LB Tavares Gooden with pick 71 and traded picks 26, 89 and 173 to Houston for Houston's 1st (18)-round selection with which Baltimore selected QB Joe Flacco. Baltimore traded pick 125 to Oakland.

• **April 26:** Jaguars' 2nd (58), Seattle's 5th (158) and Jaguars' 2009 7th (217)-round selections to Tampa Bay for Tampa Bay's 2nd (52, DE Quentin Groves)-round selection. Tampa Bay selected WR Dexter Jackson with pick 58 and DB E.J. Biggers with 2009 pick 217, and traded pick 158 to Chicago.

• **April 27:** Jaguars traded Chicago's 5th (143)-round selection to Dallas for Cleveland's 5th (155, LB Thomas Williams) and Oakland's 7th (213, RB Chauncey Washington)-round selections. Dallas selected DB Orlando Scandrick.

### 2007

• **April 28:** Jaguars' 1st (17)-round selection to Denver for Denver's 1st (21, S Reggie Nelson), 3rd (86) and 6th (198)-round selections. Denver selected DE Jarvis Moss. Jaguars later traded pick 86 to Baltimore and 98 to Atlanta.

• **April 28:** Jaguars traded Denver's 3rd (86)-round selection to Baltimore for Detroit's 4th (101, P Adam Podlesh) and Baltimore's 5th (166, DT Derek Landri) and 6th (203)-round selections. Baltimore selected OT Marshall Yanda. Jacksonville later traded pick 203 to Atlanta.

• **April 29:** Jaguars' 6th (194)-round selection and Denver's 6th (198)-round selection and Baltimore's 6th (203)-round selection to Atlanta for Atlanta's 5th (149, G Uche Nwaneri)-round selection. Atlanta selected DB David Irons with pick 194, C Doug Datish with 198 and DB Daren Stone with 203.

• **Sept. 1:** RB Alvin Pearman and a 2008 7th (233)-round selection to Seattle for a 2008 5th (158)-round selection. Seattle selected RB Justin Forsett. Pick 158 later traded through Tampa Bay to Chicago who selected TE Kellen Davis.

### 2006

• **April 29:** Jaguars' 3rd (92) and 4th (125)-round selections to Dallas for Dallas' 3rd (80, LB Clint Ingram)-round selection. Dallas selected DE Jason Hatcher and KR Skyler Green.

• **April 30:** Jaguars' 6th (198)-round selection to San Francisco for San Francisco's 7th (213, DE James Wyche) and Jacksonville's 7th (236, CB Dee Webb)-round selections. San Francisco selected DE Melvin Oliver.

### 2005

• **April 24:** Jaguars' 4th (123)-round selection to New York Jets for Jets' 4th (127, RB Alvin Pearman) and Dallas' 6th (185, WR Chad Owens)-round selections. Jets selected DB Kerry Rhodes.

• **Aug. 26:** PK Seth Marler to Dallas for a 2006 6th (187, KR Chad Owens)-round selection.

• **Oct. 6:** Jaguars' 2006 7th (236)-round selection to San Francisco for LB **Jamie Winborn**.

### 2004

• **March 3:** QB Mark Brunell to Washington for Washington's 3rd (72)-round selection. Jacksonville later traded pick to Green Bay who selected DT Donnell Washington.

• **April 8:** DB Jason Craft to New Orleans for New Orleans' 5th (150, DB Chris Thompson)-round selection.

• **April 24:** Jaguars' 3rd (70)-round and 4th (102)-round selections to Green Bay for Green Bay's 2nd (55, RB Greg Jones)-round selection. Green Bay selected DB Joey Thomas and traded pick 102 to Miami who selected DB Will Poole.

• **April 24:** Jaguars traded Washington's 3rd (72)-round selection to Green Bay for Green Bay's 3rd (86, LB Jorge Cordova) and 4th (118, DT Anthony Maddox)-round selections. Green Bay selected DT Donnell Washington.

• **April 25:** WR Kevin Johnson to Baltimore for Baltimore's 4th (120, WR Ernest Wilford)-round selection.

• **April 25:** Jaguars' 6th (175) and 7th (210)-round selections to Houston for Tennessee's 5th (159, OT Sean Babin)-round selection. Houston selected DB Jammal Lord and LB Raheem Orr.

### 2003

• **April 27:** Jaguars' 5th (143)-round selection to Chicago for Chicago's 6th (176, DE Brandon Green), New England's 6th (193, OT Marques Ogden) and Chicago's 7th (218, RB Malaefou Mackenzie)-round selections. Chicago selected WR Justin Gage.

• **Aug. 26:** Jaguars traded a 2004 conditional selection to Baltimore for DB Anthony Mitchell.

### 2002

• **April 20:** Jaguars' 3rd (76)-round selection to Cleveland for LB Wali Rainer and Cleveland's 3rd (79)-round selection. Cleveland selected C Melvin Fowler.

• **April 20:** Jaguars traded Cleveland's 3rd (79)-round selection to Washington for Oakland's 3rd (89, LB Akin Ayodele)-round selection and Washington's 4th (118, TE Chris Luzar)-round selection. Washington selected DB Rashad Bauman.

• **June 20:** Jaguars' 2003 7th (222)-round selection to Seattle for DB Ike Charlton. Seattle selected PK Josh Brown.

### 2001

• **April 22:** Jaguars' 2002 5th (144)-round selection to New England for New England's 6th (170, G Chad Ward)-round selection. New England traded the pick to Denver, who selected WR Herb Haygood.

### 2000

• **Aug. 16:** Jaguars' 2001 4th (108)-round selection to Kansas City for G Brendan Stai.

### 1999

• **April 18:** Jaguars' 6th (195) and 7th (233)-round selections to Tampa Bay for Tampa Bay's 6th (182, DT Emarlos Leroy)-round selection. Tampa Bay selected RB Lamarr Green and RB Autry Denson.

• **Sept. 5:** DB Cordell Taylor to Seattle for a 2000 conditional selection.

• **Oct. 19:** Jaguars' 2001 6th (174)-round selection to Tampa Bay for DE Regan Upshaw. Tampa Bay selected RB Jameel Cook.

### 1998

• **Feb. 13:** QB Rob Johnson to Buffalo for Buffalo's 1st (9, RB Fred Taylor) and 4th (101, RB Tavian Banks)-round selections.

### 1997

• **Aug. 24:** DE Paul Frase to Green Bay for Green Bay's 1998 6th (182, RB Kevin McLeod)-round selection.

• **Aug. 24:** OT Jimmy Herndon to Chicago for Chicago's 1998 7th (192, WR Alvis Whitted)-round selection.

### 1996

• **April 20:** Jaguars' 3rd (79), 4th (113), 5th (134) and 5th (150)-round selections to Miami for Miami's 2nd (60, C Michael Cheever) and 4th (99)-round selections.

• **April 21:** Jaguars traded Miami's 4th (99)-round selection to Seattle for Seattle's 4th (110, WR Reggie Barlow) and 5th (146, OT Jimmy Herndon)-round selections.

• **May 31:** DB Corey Raymond to Detroit for TE Ty Hallock.

• **Aug. 26:** Jaguars' 2007 7th (211)-round selection to Pittsburgh for TE Craig Keith. Pittsburgh traded pick to Kansas City, who selected C Ben Lynch.

• **Aug. 27:** WR Mike Williams to Miami for TE Pete Mitchell.

### 1995

• **April 21:** Jaguars' 3rd (66) and 5th (170)-round selections to Green Bay for QB Mark Brunell. Green Bay selected RB William Henderson and RB Travis Jervey.

• **April 22:** Jaguars' 1st (31) supplemental, 3rd (97) supplemental, 4th (134) supplemental, and 1996 4th (113)-round supplemental selections to Kansas City for Kansas City's 1st (19, RB James Stewart)-round selection. Kansas City selected OT Trezelle Jenkins, LB Troy Dumas and QB Steve Stenstrom.

• **April 22:** Jaguars' 2nd (33)-round selection to New York Jets for Jets' 2nd (40, OL Brian DeMarco) and 3rd (71, DB Chris Hudson)-round selections. The Jets selected OT Matt O'Dwyer.

• **April 23:** Jaguars' 5th (136)-round selection and a 1996 6th (186)-round selection to Cleveland for Cleveland's 4th (123, DT **Mike Thompson**)-round selection. Cleveland selected DT **Tau Pupua** with pick 136, and Baltimore selected WR James Roe with 1996 pick 186.

• **April 23:** Jaguars' 6th (208) supplemental, 7th (210) and 7th (248) supplemental selections to Philadelphia for Philadelphia's 5th (169, RB Ryan Christophers) and 7th (219, WR Curtis Marsh)-round selections. Philadelphia selected RB Fred McCrary, RB Kevin Bouie, and OT Howard Smothers.



# FREE AGENCY HISTORY

## 2024

### 12 PLAYERS SIGNED

Player	Position	Date Signed	Previous Team
Riley Patterson	K	February 5	Cleveland
Mitch Morse	OL	March 13	Buffalo
Gabe Davis	WR	March 14	Buffalo
Devin Duvernay	WR	March 14	Baltimore
Ronald Darby	CB	March 14	Baltimore
Darnell Savage	S	March 14	Green Bay
Arik Armstead	DL	March 15	San Francisco
Trevis Gipson	OLB	March 18	Tennessee
Joey Slye	K	March 18	Washington
Josiah Deguara	TE	March 28	Green Bay
Terrell Edmunds	S	May 16	Tennessee
Tre Flowers	CB	May 16	Atlanta

### 9 PLAYERS LOST

Player	Position	Date Signed	New Team
Darious Williams	CB	March 13	Los Angeles Rams
Rayshawn Jenkins	S	March 14	Seattle
Brandon McManus	K	March 14	Washington
Calvin Ridley	WR	March 15	Tennessee
K'Lavon Chaisson	OLB	March 16	Carolina
Folorunso Fatukasi	DL	March 19	Houston
Angelo Blackson	DT	April 15	Denver
Dawuane Smoot	DE	May 3	Buffalo
Zay Jones	WR	May 13	Arizona

## 2023

### 7 PLAYERS SIGNED

Player	Position	Date Signed	Previous Team
D'Ernest Johnson	RB	March 22	Cleveland
Michael Dogbe	DL	March 27	Arizona
Henry Mondeaux	DL	March 27	New York Giants
Josh Wells	OL	April 4	Tampa Bay
Chandler Brewer	OL	April 5	Los Angeles Rams
Jacob Harris	WR	May 15	Los Angeles Rams
Brandon McManus	K	May 25	Denver

### 6 PLAYERS LOST

Player	Position	Date Signed	New Team
Chris Manhertz	TE	March 15	Denver
Jawaan Taylor	OT	March 16	Kansas City
Arden Key	LB	March 20	Tennessee
Marvin Jones Jr.	WR	April 5	Detroit
Dan Arnold	TE	May 5	Philadelphia
Shaquill Griffin	CB	May 18	Houston

## 2022

### 7 PLAYERS SIGNED

Player	Position	Date Signed	Previous Team
Christian Kirk	WR	March 17	Arizona
Zay Jones	WR	March 17	Las Vegas
Evan Engram	TE	March 17	New York Giants
Brandon Scherff	OL	March 17	Washington
Foyesade Oluokun	LB	March 17	Atlanta
Folorunso Fatukasi	DL	March 17	New York Jets
Darious Williams	CB	March 18	Los Angeles Rams

### 9 PLAYERS LOST

Player	Position	Date Signed	New Team
A.J. Cann	OL	March 15	Houston
Dare Ogunbowale	RB	March 16	Houston
Myles Jack	LB	March 17	Pittsburgh
Damien Wilson	LB	March 17	Carolina
Andrew Norwell	OL	March 17	Washington
Taven Bryan	DL	March 18	Cleveland
DJ Chark	WR	March 18	Detroit
Jihad Ward	DL	March 21	New York Giants
Jacob Hollister	TE	March 21	Las Vegas

## 2021

### 10 PLAYERS SIGNED

Player	Position	Date Signed	Previous Team
Shaquill Griffin	CB	March 18	Seattle
Rayshawn Jenkins	S	March 18	L.A. Chargers
Roy Robertson-Harris	DL	March 18	Chicago
Chris Manhertz	TE	March 19	Carolina
Jihad Ward	DE	March 19	Baltimore
Jamal Agnew	WR	March 22	Detroit
Phillip Dorsett	WR	March 22	Seattle
Rudy Ford	S	March 22	Philadelphia
Carlos Hyde	RB	March 22	Seattle
Marvin Jones Jr.	WR	March 22	Detroit

### 3 PLAYERS LOST

Player	Position	Date Signed	New Team
Mike Glennon	QB	March 19	New York Giants
Keelan Cole	WR	March 21	Las Vegas
Chris Conley	WR	March 25	Houston

## 2020

### 6 PLAYERS SIGNED

Player	Position	Date Signed	Previous Team
Joe Schobert	LB	March 18	Cleveland
Rodney Gunter	DL	March 19	Arizona
Al Woods	DT	March 24	Seattle
Cassius Marsh	DE/LB	March 24	Arizona
Tyler Eifert	TE	March 24	Cincinnati
Rashaan Melvin	CB	March 24	Detroit

### 3 PLAYERS LOST

Player	Position	Date Signed	New Team
Seth DeValve	LB	March 20	Carolina
Nick O'Leary	DL	March 21	Las Vegas
Cedric Ogbuehi	DT	March 23	Seattle

## 2019

### 7 PLAYERS SIGNED

Player	Position	Date Signed	Previous Team
Nick Foles	QB	March 14	Philadelphia
Geoff Swaim	TE	March 15	Dallas
Cedric Ogbuehi	OL	March 16	Cincinnati
Chris Conley	WR	March 16	Kansas City





# FREE AGENCY HISTORY

Jake Ryan	LB	March 19	Green Bay
Alfred Blue	RB	April 1	Houston
Benny Cunningham	RB	April 2	Chicago

## 6 PLAYERS LOST

Player	Position	Date Signed	New Team
Donte Moncrief	WR	March 14	Pittsburgh
Chris Reed	OL	March 18	Miami
Ereck Flowers	OL	March 18	Washington
Blake Bell	TE	April 2	Kansas City
Austin Seferian-Jenkins	TE	April 10	New England
T.J. Yeldon	RB	April 22	Buffalo

## 2018

### 7 PLAYERS SIGNED

Player	Position	Date Signed	Previous Team
Don Carey	S	March 15	Detroit
D.J. Hayden	CB	March 15	Detroit
Niles Paul	TE	March 15	Washington
Andrew Norwell	G	March 15	Carolina
Cody Davis	S	March 15	L.A. Rams
Donte Moncrief	WR	March 15	Indianapolis
Austin Seferian-Jenkins	TE	March 15	New York Jets

### 6 PLAYERS LOST

Player	Position	Date Signed	New Team
Aaron Colvin	CB	March 15	Houston
Allen Robinson	WR	March 16	Chicago
Patrick Omameh	OL	March 16	New York Giants
Chad Henne	QB	March 16	Kansas City
Allen Hurns	WR	March 23	Dallas
Mercedes Lewis	TE	May 25	Green Bay

## 2017

### 9 PLAYERS SIGNED

Player	Position	Date Signed	Previous Team
A.J. Bouye	CB	March 10	Houston
Calais Campbell	DL	March 10	Arizona
Barry Church	S	March 10	Dallas
Lerentee McCray	DE	March 10	Buffalo
Stefan Charles	DT	March 11	Detroit
Audie Cole	LB	March 11	Minnesota
Earl Watford	OL	March 11	Arizona
Josh McNary	LB	March 16	Indianapolis
Mychal Rivera	TE	March 23	Oakland

### 7 PLAYERS LOST

Player	Position	Date Signed	New Team
Jonathan Cyprien	S	March 9	Tennessee
Luke Joekel	OT	March 9	Seattle
Prince Amukamara	CB	March 10	Chicago
Kelvin Beachum	OT	March 10	New York Jets
Joe Banyard	RB	March 17	Buffalo
Jordan Hill	DL	March 20	Detroit
Tyson Alualu	DT	March 21	Pittsburgh

## 2016

### 7 PLAYERS SIGNED

Player	Position	Date Signed	Previous Team
Tashaun Gipson Sr.	S	March 10	Cleveland
Chris Ivory	RB	March 10	N.Y. Jets
Malik Jackson	DL	March 10	Denver
Brad Nortman	P	March 10	Carolina
Prince Amukamara	CB	March 11	New York Giants
Mackenzey Bernadeau	OL	March 11	Dallas
Kelvin Beachum	OT	March 16	Pittsburgh

### 6 PLAYERS LOST

Player	Position	Date Signed	Previous Team
Andre Branch	DE	March 16	Miami
Sam Young	T	March 9	Miami
Bryan Anger	P	March 23	Tampa Bay
Chris Clemons	DE	April 1	Seattle
Clay Harbor	TE	April 4	New England
Stefen Wisniewski	C	April 4	Philadelphia
Kelvin Beachum	OT	March 16	Pittsburgh

## 2015

### 8 PLAYERS SIGNED

Player	Position	Date Signed	Previous Team
Sergio Brown	S	March 11	Indianapolis
Davon House	CB	March 11	Green Bay
Jared Odrick	DL	March 11	Miami
Jermey Parnell	OT	March 11	Dallas
Dan Skuta	LB	March 11	San Francisco
Julius Thomas	TE	March 11	Denver
Bryan Walters	WR	March 13	Seattle
Stefen Wisniewski	C	April 18	Oakland

### 6 PLAYERS LOST

Player	Position	Date Signed	New Team
J.T. Thomas III	LB	March 10	New York Giants
Teddy Williams	CB	March 12	Carolina
Cecil Shorts III	WR	March 16	Houston
Alan Ball	CB	March 27	Chicago
Jordan Todman	RB	March 30	Carolina
Jacques McClendon	G	April 22	Miami
Sherrod Martin	S	June 17	Chicago

## 2014

### 6 PLAYERS SIGNED

Player	Position	Date Signed	Previous Team
Toby Gerhart	RB	March 11	Minnesota
Zane Beadles	G	March 12	Denver
Dekoda Watson	LB	March 12	Tampa Bay
Chris Clemons	DE	March 13	Seattle
Ziggy Hood	DT	March 13	Pittsburgh
Tandon Doss	WR	March 18	Baltimore



# FREE AGENCY HISTORY

## 5 PLAYERS LOST

Player	Position	Date Signed	New Team
Taylor Price	WR	March 13	Seattle
Maurice Jones-Drew	RB	March 28	Oakland
Allen Reisner	TE	April 15	Minnesota
Kyle Love	DT	May 20	Kansas City
Bradon Deaderick	DT	June 3	New Orleans

## 2013

## 7 PLAYERS SIGNED

Player	Position	Date Signed	Previous Team
Geno Hayes	LB	March 13	Chicago
Alan Ball	DB	March 15	Houston
Justin Forsett	RB	March 15	Houston
Roy Miller III	DT	March 15	Tampa Bay
Sen'Derrick Marks	DT	April 2	Tennessee
Mohamed Massaquoi	WR	April 8	Cleveland
Marcus Trufant	CB	May 7	Seattle

## 6 PLAYERS LOST

Player	Position	Date Signed	New Team
Derek Cox	CB	March 13	San Diego
Terrance Knighton	DT	March 13	Denver
Greg Jones	FB	March 27	Houston
Rashad Jennings	RB	April 11	Oakland
Eben Britton	OL	April 16	Chicago
Jalen Parmelee	RB	May 8	Tennessee

## 2012

## 5 PLAYERS SIGNED

Player	Position	Date Signed	Previous Team
Chad Henne	QB	March 15	Miami
Laurent Robinson	WR	March 15	Dallas
Aaron Ross	DB	March 21	New York Giants
Naufahu Tahi	FB	May 7	Minnesota
Reggie Corner	CB	June 20	Buffalo

## 1 PLAYER LOST

Player	Position	Date Signed	New Team
Luke McCown	QB	June 7	New Orleans

## 2011

## 10 PLAYERS SIGNED

Player	Position	Date Signed	Previous Team
Paul Posluszny	LB	July 29	Buffalo
Clint Session	LB	July 29	Indianapolis
Jason Spitz	G/C	July 29	Green Bay
Drew Coleman	DB	July 30	New York Jets
Dawan Landry	S	July 30	Baltimore
Matt Turk	P	July 31	Houston
Tony Moll	G/T	Aug. 10	Baltimore
Matt Roth	DE	Aug. 12	Cleveland
Gerris Wilkinson	LB	Aug. 13	New York Giants
Joey Haynos	TE	Aug. 21	Miami

## 6 PLAYERS LOST

Player	Position	Date Signed	Previous Team
Sean Considine	S	July 29	Carolina
Justin Durant	LB	July 29	Detroit
Bryan Anger	P	March 23	Tampa Bay
Chris Clemons	DE	April 1	Seattle
Clay Harbor	TE	April 4	New England
Stefen Wisniewski	C	April 4	Philadelphia
Kelvin Beachum	OT	March 16	Pittsburgh

## 2010

## 3 PLAYERS SIGNED

Player	Position	Date Signed	Previous Team
Kassim Osgood	WR	March 6	San Diego
Aaron Kampman	DE	March 7	Green Bay
Freddy Keiaho	LB	Aug. 26	Indianapolis

## 1 PLAYER LOST

Player	Position	Date Signed	New Team
Clint Ingram	LB	May 19	New Orleans

## 2009

## 2 PLAYERS SIGNED

Player	Position	Date Signed	Previous Team
Sean Considine	S	Feb. 27	Philadelphia
Tra Thomas	OT	March 9	Philadelphia

## 4 PLAYERS LOST

Player	Position	Date Signed	New Team
Mike Peterson	LB	March 10	Atlanta
Gerald Sensabaugh	S	March 10	Dallas
Khalif Barnes	OT	March 14	Oakland
Pierson Prioleau	S	March 26	New Orleans

## 2008

## 5 PLAYERS SIGNED

Player	Position	Date Signed	Previous Team
Cleo Lemon	QB	Feb. 29	Miami
Jerry Porter	WR	Feb. 29	Oakland
Drayton Florence	CB	March 1	San Diego
Jimmy Kennedy	DT	March 5	Chicago
Pierson Prioleau	S	April 29	Washington

## 8 PLAYERS LOST

Player	Position	Date Signed	New Team
Ernest Wilford	WR	March 1	Miami
Sammy Knight	S	March 4	New York Giants
LaBrandon Toefield	RB	March 10	Carolina
Bobby McCray	DE	March 11	New Orleans
Quinn Gray	QB	March 24	Houston
Shantee Orr	LB	March 24	Cleveland
Aaron Glenn	CB	April 7	New Orleans
Terry Cousin	S	May 23	Cleveland





# FREE AGENCY HISTORY

## 2007

### 2 PLAYERS SIGNED

Player	Position	Date Signed	Previous Team
Tony Pashos	OT	March 2	Baltimore
Dennis Northcutt	WR	March 5	Cleveland

### 3 PLAYERS LOST

Player	Position	Date Signed	New Team
Kyle Brady	TE	March 3	New England
Deon Grant	S	March 9	Seattle
Cortez Hankton	WR	April 17	Minnesota

## 2006

### 5 PLAYERS SIGNED

Player	Position	Date Signed	Previous Team
Brian Williams	CB	March 11	Minnesota
Stockar McDougle	OT	March 16	Miami
Nick Greisen	LB	April 28	New York Giants
Randy Hymes	WR	May 18	Baltimore
Troy Edwards	WR	May 19	Detroit

### 6 PLAYERS LOST

Player	Position	Date Signed	New Team
Akin Ayodele	LB	March 13	Dallas
Jamie Winborn	LB	April 3	Tampa Bay
Kenny Wright	CB	April 3	Washington
Deke Cooper	S	April 5	Miami
Mike Pearson	OT	April 29	Miami
Ephraim Salaam	OT	April 29	Miami

## 2005

### 3 PLAYERS SIGNED

Player	Position	Date Signed	Previous Team
Reggie Hayward	DE	March 2	Denver
Kenny Wright	CB	March 31	Houston
Tony Williams	DT	April 6	Cincinnati

### 1 PLAYER LOST

Player	Position	Date Signed	New Team
Bob Whitfield	OT	May 4	New York Giants

## 2004

### 8 PLAYERS SIGNED

Player	Position	Date Signed	Previous Team
Todd Yoder	TE	March 5	Tampa Bay
Tommy Hendricks	LB	March 8	Miami
Mike Compton	OT	March 9	New England
Lewis Sanders	DB	March 9	Cleveland
Deon Grant	S	March 10	Carolina
Juran Bolden	CB	March 24	Atlanta
Greg Favors	LB	March 24	Carolina
Doug Johnson	QB	April 28	Atlanta

### 4 PLAYERS LOST

Player	Position	Date Signed	New Team
Leander Jordan	OT	March 4	San Diego
Fernando Bryant	CB	March 5	Detroit
Danny Clark	LB	March 12	Oakland
Jamar Nesbit	G/C	March 29	New Orleans

## 2003

### 4 PLAYERS SIGNED

Player	Position	Date Signed	Previous Team
Mike Peterson	LB	March 13	Indianapolis
Keith Mitchell	LB	March 14	Houston
Hugh Douglas	DE	March 15	Philadelphia
Marc Edwards	FB	March 15	New England

### 6 PLAYERS LOST

Player	Position	Date Signed	New Team
Zach Wiegert	OT	March 3	Houston
Patrick Johnson	WR	March 11	Washington
John Wade	C	March 12	Tampa Bay
Bobby Shaw	WR	March 18	Buffalo
Todd Fordham	OL	March 20	Pittsburgh
Wali Rainer	LB	April 7	Detroit

## 2002

### 4 PLAYERS SIGNED

Player	Position	Date Signed	Previous Team
Patrick Johnson	WR	March 18	Baltimore
Bobby Shaw	WR	April 3	Pittsburgh
Chris Naeole	G	April 5	New Orleans
Detron Smith	FB	April 8	Denver

### 5 PLAYERS LOST

Player	Position	Date Signed	New Team
Renaldo Wynn	DE	March 28	Washington
Mike Hollis	K	April 9	Buffalo
Jeff Posey	LB	April 18	Houston
Sean Dawkins	WR	April 28	Minnesota
Jonathan Quinn	QB	May 1	Kansas City

## 2001

### 0 PLAYERS SIGNED

### 4 PLAYERS LOST

Player	Position	Date Signed	New Team
Mike Logan	S	April 2	New Orleans
Bryan Barker	P	April 12	Washington
Todd Fordham	OL	April 17	Denver
Daimon Shelton	FB	May 23	Chicago



# FREE AGENCY HISTORY

## 2000

### 2 PLAYERS SIGNED

Player	Position	Date Signed	Previous Team
Jamie Martin	QB	Feb. 22	Cleveland
Hardy Nickerson	LB	Feb. 22	Tampa Bay

### 7 PLAYERS LOST

Player	Position	Date Signed	New Team
James Stewart	RB	Feb. 15	Detroit
Jay Fiedler	QB	Feb. 22	Miami
Rich Tylski	G	Feb. 29	Pittsburgh
Regan Upshaw	DE	March 1	Oakland
Joe Patton	OT	March 16	San Diego
Dave Thomas	CB	April 7	New York Giants
Ben Coleman	OL	June 15	San Diego

## 1999

### 3 PLAYERS SIGNED

Player	Position	Date Signed	Previous Team
Gary Walker	DT	Feb. 12	Tennessee
Carnell Lake	S	Feb. 13	Pittsburgh
Kyle Brady	TE	Feb. 16	New York Jets

### 9 PLAYERS LOST

Player	Position	Date Signed	New Team
Zack Crockett	FB	March 16	Oakland
Fernando Smith	DE	March 19	Baltimore
Pete Mitchell	TE	March 24	New York Giants
John Jurkovic	DT	March 26	Cleveland
Brian DeMarco	OL	April 2	Cincinnati
Travis Davis	S	April 19	Pittsburgh
Troy Sadowski	TE	April 21	Washington
Chris Hudson	S	April 22	Chicago
Kelvin Pritchett	DT	April 27	Detroit

## 1998

### 2 PLAYERS SIGNED

Player	Position	Date Signed	Previous Team
Bryce Paup	LB	Feb. 16	Buffalo
Quentin Neujahr	C	March 3	Baltimore

### 7 PLAYERS LOST

Player	Position	Date Signed	New Team
Ty Hallock	FB	Feb. 16	Chicago
Natrone Means	RB	March 6	San Diego
Derek Brown	TE	May 13	Oakland
Dave Widell	C	May 13	Atlanta
Esera Tuaolo	DT	May 14	Atlanta
Randy Jordan	RB	June 2	Oakland

## 1997

### 1 PLAYER SIGNED

Player	Position	Date Signed	Previous Team
Deon Figures	CB	March 5	Pittsburgh

### 1 PLAYER LOST

Player	Position	Date Signed	New Team
Ernie Logan	DE	March 20	New York Jets

## 1996

### 5 PLAYERS SIGNED

Player	Position	Date Signed	Previous Team
Leon Searcy	OT	Feb. 18	Pittsburgh
Eddie Robinson	LB	March 1	Houston
Keenan McCardell	WR	March 2	Baltimore
Todd Philcox	QB	April 11	Tampa Bay
John Jurkovic	DT	April 13	Green Bay

### 5 PLAYERS LOST

Player	Position	Date Signed	New Team
Eugene Chung	G	March 20	San Francisco
Steve Beuerlein	QB	April 3	Carolina
Darren Carrington	S	April 22	Oakland
Tom Myslinksi	G	April 24	Pittsburgh
Desmond Howard	WR	July 12	Green Bay

## 1995

### 12 PLAYERS SIGNED

Player	Position	Date Signed	Previous Team
Shawn Bouwens	G	Feb. 28	Detroit
Don Davey	DT	Feb. 28	Green Bay
Joel Smeenge	DE	Feb. 28	New Orleans
Vinnie Clark	CB	March 3	New Orleans
Bryan Barker	P	March 7	Philadelphia
Kelvin Pritchett	DT	March 11	Detroit
Jeff Lageman	DE	March 14	New York Jets
Mickey Washington	CB	March 14	Buffalo
Dave Widell	C	March 15	Denver
Mike Dumas	S	April 24	Buffalo
Mike Williams	WR	May 4	Miami
Ernest Givins	WR	June 2	Houston



The Jaguars signed WR Gabe Davis on March 14, 2024. The Florida native recorded 45 receptions for 746 yards and seven touchdowns in the 2023 season with the Buffalo Bills.







# ALL-TIME ROSTERS

Gayle, Rashid	CB	Boise State	1996	Huntington, Greg	G/C	Penn State	1995-97	Lee, Marqise	WR	Southern California	2014-19
George, Jeremiah	LB	Iowa State	2014	Hurns, Allen	WR	Miami	2014-17	Leftwich, Byron	QB	Marshall	2003-06
Gerhart, Toby	RB	Stanford	2014-15	Hyde, Carlos	RB	Ohio State	2018, 2021	Lemon, Cleo	QB	Arkansas State	2008
Gibson, Damon	WR/KR	Iowa	2001-02					Leonard, Matt	DT	Stanford	2003
Gilbert, Tony	LB	Georgia	2003-07					Leroy, Emartos	DT	Georgia	1999-2000
Gilchrist, Marcus	S	Clemson	2019	Ingram, Clint	LB	Oklahoma	2006-09	Lewis, Jermaine	WR/KR	Maryland	2003-04
Gildon, Jason	DE	Oklahoma State	2004	Ingram, Steve	G/OT	Maryland	1999	Lewis, Marcedes	TE	UCLA	2006-17
Giles-Harris, Joe	LB	Duke	2019-20	Inzer, Drew	C/G	Brown	2002	Lewis, Patrick	C	Texas A&M	2013
Gillespie, Tyree	S	Missouri	2022	Irvin, Corvey	DT	Georgia	2011	Linder, Brandon	C	Miami	2014-21
Gipson, Tashaun	FS	Wyoming	2016-18	Issac, Rod	DD	Middle Tenn. St.	2011	Lindsey, Steve	PK	Mississippi	1999-2000
Givins, Ernest	WR	Louisville	1995	Ivory, Chris	RB	Tiffin	2016-17	Little, Walker	OL	Stanford	2021-23
Glenn, Aaron	CB	Texas A&M	2007	Iwuh, Brian	LB	Colorado	2006-09	Lloyd, Devin	LB	Utah	2022-23
Glennon, Mike	QB	NC State	2020					Lockley, Mike	LB	Florida Atlantic	2011
Godwin, Terry	WR	Georgia	2020					Lockett, Kevin	WR	Kansas State	2002
Goebel, Brad	QB	Baylor	1995	Jack, Myles	LB	UCLA	2016-21	Logan, Ernie	DE	East Carolina	1995-96
Goganious, Keith	LB	Penn State	1995	Jackson, Chevis	CB	Louisiana State	2010	Logan, Mike	S	West Virginia	1997-2000
Goode, Najee	LB	West Virginia	2019	Jackson, Grady	DT	Knoxville	2007	Loston, Craig	S	Louisiana	2014-15
Gotsis, Adam	DE	Georgia Tech	2020-23	Jackson, Jerrell	WR	Missouri	2012	Lotulelei, John	LB	Nevada-Las Vegas	2013,15
Graham, Kent	QB	Ohio State	2002	Jackson, Lenzie	WR	Arizona State	1999	Love, Kyle	DT	Mississippi State	2013
Graham, Roger	RB	New Haven	1996	Jackson, Malik	DL	Tennessee	2016-18	Lowe, Omari	CB	Washington	2008
Grant, Corey	RB	Auburn	2015-18	Jackson, Willie	WR	Florida	1995-97	Lowe, Reggie	LB	Troy State	1998
Grant, Deon	S	Tennessee	2004-06	Jacobs, Leon	LB	Wisconsin	2018-20	Lowery, Dwight	DB	San Jose State	2011-13
Gratz, Dwayne	CB	Connecticut	2013-16	Jacobs, Nic	TE	McNeese State	2014-15	Lowry, Calvin	S	Penn State	2008
Gray, Jonas	RB	Notre Dame	2015	Jacquet, Michael	CB	Louisiana	2021	Luton, Jake	QB	Oregon State	2020
Gray, Quinn	QB	Florida A&M	2003-07	James, William	CB	Western Illinois	2008	Luzar, Chris	TE	Virginia	2002-03
Green, Donny	LB	Virginia	2001	Janes, Ron	FB	Missouri	1998	Lynch, Aaron	DE	South Florida	2020
Green, Brandon	DE	Rice	2003-04	Jenkins, Rayshaw	S	Miami	2021-23				
Green, Rogerick	CB	Kansas State	1995	Jennings, Rashad	RB	Liberty	2009-10,12				
Greene, Courtney	S	Rutgers	2009-11	Jensen, Marcel	TE	Fresno State	2014	Mabin, Greg	CB	Iowa	2020
Greene Sr., Rashad	WR	Florida State	2015-18	Jernigan, Timmy	DT	Florida State	2020	Mack, Stacey	RB	Temple	1999-2002
Greisen, Nick	LB	Wisconsin	2006	Joeckel, Luke	OT	Texas A&M	2013-16	Mackenzie, Malaefoe	FB	Southern Cal.	2003
Griffin, Chris	FB/TE	New Mexico	1996	Johnson, Anthony	RB	Notre Dame	2000	Maddox, Anthony	DT	Delta State	2004-05
Griffin, Shaquill	CB	Central Florida	2021-22	Johnson, Antonio	S	Texas A&M	2023	Manhertz, Chris	TE	Canisius	2001-22
Griffith, Rich	TE	Arizona	1995-2000	Johnson, Caleb	LB	Houston Baptist	2022-23	Manning, Roy	LB	Michigan	2007
Grimes, Jonathan	RB	William & Mary	2012	Johnson, Collin	WR	Texas	2020	Manuwai, Vince	G	Hawaii	2003-10
Grinnage, David	TE	NC State	2018	Johnson, D'Ernest	RB	South Florida	2023	Marks, Sen'Derrick	DT	Auburn	2013-16
Groves, Quentin	DE	Auburn	2008-09	Johnson, James-Michael	LB	Nevada	2015	Marler, Seth	PK	Tulane	2003
Grow, Monty	S	Florida	1995	Johnson, Josh	CB	Purdue	2016	Marsh, Cassius	LB	UCLA	2020
Guy, Winston	S	Kentucky	2013-14	Johnson, Kevin	WR	Syracuse	2003	Marsh, Curtis	WR	Utah	1995-96
				Johnson, Patrick	WR	Oregon	2002	Marshall, Brandon	LB	Nevada	2012
				Johnson, Rob	QB	Southern Cal.	1995-97	Marshall, Nick	CB	Auburn	2015
				Johnson, Storm	RB	Central Florida	2014	Martin, Jamie	QB	Weber State	1998,2000
				Johnson, Tommy	CB	Alabama	1995	Martin, Sherrod	S	Troy	2014
				Johnson, Tyrone	WR	Oklahoma State	2021	Marts, Lonnie	LB	Tulane	1999-2000
				Jones, Abry	DT	Georgia	2013-20	Mason, Eddie	LB	North Carolina	1998
				Jones, Brian	TE	Arkansas-Pine Bluff	2004-05	Mason, Michael	DE	Kentucky State	2000
				Jones, Charles	TE	Tulane	2019	Massey, Robert	CB	NC Central	1996
				Jones, Damon	TE	Southern Illinois	1997-2001	Maston, Le'Shai	FB	Baylor	1995-96
				Jones, David	CB	Wingate	2010-11	Mathis, Rashean	CB/S	Bethune-Cookman	2003-12
				Jones, George	RB	San Diego State	1998	Maticcik, Ross	LS	Baylor	2020-23
				Jones, Greg	FB/RB	Florida State	2004-12	Matthews, John	WR	San Diego	2010
				Jones III, Greg	LB	Michigan State	2012	Matthews, Steve	QB	Memphis	1997
				Jones, Jamir	LB	Notre Dame	2021	Mayfield, Corey	DT	Oklahoma	1995
				Jones, Josh	S	NC State	2020	McBath, Darcel	S	Texas Tech	2011
				Jones Jr., Marvin	WR	California	2021-22	McBride, Trumaine	CB	Mississippi	2011
				Jones, Matt	WR	Arkansas	2005-08	McCaffrey, Max	WR	Duke	2017
				Jones IV, Sidney	CB	Washington	2020	McCardell, Keenan	WR	Nevada-Las Vegas	1996-2001
				Jones, Tim	WR	Southern Miss.	2022-23	McClain, Jimmy	LB	Troy State	2004
				Jones, Zay	WR	Eastern Carolina	2022-23	McClendon, Jacques	OL	Tennessee	2013-14
				Jones-Drew, Maurice	RB	UCLA	2006-13	McCown, Luke	QB	Louisiana Tech	2009-11
				Jordan, Leander	G/OT	Indiana (Pa.)	2002	McCoy, Chris	DE	Middle Tennessee	2013
				Jordan, Randy	RB	North Carolina	1995-97	McCray, Bobby	DE	Florida	2004-07
				Joseph, Elvis	RB	Southern	2001-02	McCray, Demetrius	CB	Appalachian State	2013-15
				Junior, Gregory	CB	Quachita Baptist	2022-23	McCray, Lerentee	LB	Florida	2017-19, 21
				Jurkovic, John	DT	Eastern Illinois	1996-98	McCree, Marlon	S	Kentucky	2001-03
								McDaniel, Tony	DT	Tennessee	2006-08
								McDermott, KC	OL	Miami (Fla.)	2020-21
								McDougle, Stockar	G	Oklahoma	2006-07
								McElmurry, Blaine	S	Montana	1998-99
								McGe, Scotty	RS/CB	James Madison	2010
								McLaughlin, Chase	OL	Illinois	2020
								McManus, Brandon	K	Temple	2023
								McManus, Tom	LB	Boston College	1995-99
								McNichols, Jeremy	RB	Boise State	2019
								McQuistan, Paul	OL	Weber State	2009
								Meadors, Nate	CB	UCLA	2020
								Means, Natrone	RB	North Carolina	1996-97
								Meeks, Quenton	CB	Stanford	2018,2020
								Meester, Brad	C/G	Northern Iowa	2000-13
								Meier, Rob	DL	Washington State	2000-09
								Mickens, Jaydon	WR	Washington	2017-18, 21
								Middleton, Doug	S	Appalachian State	2019-20
								Middleton, William	CB	Furman	2009-12
								Miller, Bronzell	DE	Utah	1995
								Miller, Bruce	FB	Central Florida	2020
								Miller, Craig	S	Utah State	2000
								Miller, Drew	C/G	Florida	2008
								Miller, Jim	QB	Michigan State	1997
								Miller, John	G	Louisville	2022
								Miller, Jordan	DT	Southern	2013
								Miller, Roy	DT	Texas	2013-16
								Miller, Zach	TE	Nebraska-Omaha	2009-11
								Mills, Javor	DE	Auburn	2002
								Mincey, Jeremy	DE	Florida 2006-08,	2010-13
								Minshew II, Gardner	QB	Washington State	2019-20
								Mitchell, Anthony	LB	Tuskegee	2003
								Mitchell, Keith	S	Texas A&M	2003
								Mitchell, Pete	TE	Boston College	1995-98, 2002







# ALL-TIME ROSTERS

Tuaolo, Esera DT Oregon State 1997  
 Tufele, Jay DT USC 2021  
 Tuipala, Joseph MLB San Diego State 2001-02  
 Turk, Matt P Wisc.-Whitewater 2011  
 Tylski, Rich OG Utah State 1996-99

— **U** —  
 Underwood, Tiquan WR Rutgers 2009-10  
 Upshaw, Regan DE California 1999

— **V** —  
 Van Lanen, Cole OL Wisconsin 2022-23  
 Venzke, Patrick OT Idaho 2001  
 Vallos, Steve C/G Wake Forest 2012

— **W** —  
 Wade, John C Marshall 1998-2002  
 Wade, Todd OL Mississippi 2008  
 Walker, Gary DT Auburn 1999-2001  
 Walker, Josh OL Middle Tenn. St. 2017-18  
 Walker, Michael WR Boston College 2019  
 Walker, Travon OLB Georgia 2022-23  
 Wallace-Simms, Tre'Vour OL Missouri 2020-21  
 Walters, Bryan WR Cornell 2015-16  
 Ward, Jihad DL Illinois 2021  
 Warren, Terrence WR Hampton 1995  
 Washington, Chauncey RB Southern Cal. 2008  
 Washington, Dewayne CB North Carolina St. 2004  
 Washington, Mickey CB Texas A&M 1995-96  
 Washington, Patrick WR Penn State 2023  
 Washington, Patrick FB Virginia 2001-02  
 Washington, Tony WR Appalachian St. 2015-16  
 Watson, Dekoda LB Florida State 2014  
 Weatherford, Steve P Illinois 2008  
 Webb, Dee CB Florida 2006  
 Wells, Josh OT James Madison 2014, 16-18  
 Wesley, Joe LB Louisiana State 2001  
 West, Chastin WR Fresno State 2011  
 Westbrook, Dede WR Oklahoma 2017-20  
 Westmoreland, Eric LB Tennessee 2001-03  
 Wheatley, Terrence CB Colorado 2010  
 Wheeler, Damien CB Colorado 2001  
 Whimper, Guy OT East Carolina 2010-12  
 White, Chris DE Southern 1999  
 White, Jose DE Howard 1996-98  
 White, Reggie RB Oklahoma State 2001  
 White, Tracy LB Howard 2005  
 Whitfield, Bob OT Stanford 2004  
 Whitted, Alvis WR North Carolina St. 1998-2001  
 Widell, Dave C Boston College 1995-97  
 Wiegert, Zach G/OT Nebraska 1999-2002  
 Wilds, Brandon RB South Carolina 2018  
 Wiley, Marcellus DE Columbia 2005-06  
 Wilford, Ernest TE/WR Virginia Tech 2004-07, 2009-10  
 Wilkerson, Bruce OT Tennessee 1995  
 Williams, Brian CB North Carolina St. 2006-08  
 Williams, Darius CB Alabama-Birmingham 2022-23  
 Williams, Dave RB Arkansas 2018  
 Williams, D.J. TE Arkansas 2013  
 Williams, James LB Mississippi State 1995  
 Williams, Jermaine FB Houston 2000  
 Williams, Julius DE Connecticut 2009  
 Williams, Lamanzer DE Minnesota 1998  
 Williams, Mark LB Ohio State 1995  
 Williams, Maurice OT/G Michigan 2001-09  
 Williams, Quincy LB Murray State 2019-20  
 Williams, Randal WR New Hampshire 2001  
 Williams, Reggie WR Washington 2004-08  
 Williams, Sammy OT Oklahoma 2003  
 Williams, Stephen WR Toledo 2013  
 Williams, Teddy CB Texas-San Antonio 2014  
 Williams, Thomas LB Southern Cal. 2008  
 Williamson, Troy WR South Carolina 2008-09  
 Wilson, Damien LB Minnesota 2021  
 Wilson, Jarrad S Michigan 2016-20  
 Wilson, John Parker QB Alabama 2012  
 Wimbush, Derrick RB/KR Fort Valley State 2005-06  
 Winborn, Jamie LB Vanderbilt 2005  
 Wingard, Andrew S Wyoming 2019-23  
 Wisniewski, Stefan C Penn State 2015  
 Witherspoon, Brian CB Stillman 2008-09  
 Woods, D'Juan WR Oklahoma State 2008  
 Wrighster, George TE Oregon 2003-08  
 Wright, Brandon K Georgia State 2020  
 Wright, Matthew K Central Florida 2021  
 Wright, Kenny CB Northwestern St. 2005  
 Wyche, James DE Syracuse 2006-09  
 Wynn, Renaldo DT Notre Dame 1997-2001  
 Wynn, Shane WR Indiana 2016

— **Y** —  
 Yeldon, T.J. RB Alabama 2015-18  
 Yoder, Todd TE Vanderbilt 2004-05  
 Youboty, Ashton CB Ohio State 2011  
 Young, David S Georgia Southern 2003  
 Young, Sam OL Notre Dame 2013-15

— **Z** —

Zahursky, Steve OT Kent State 2001  
 Zelenka, Joe TE/LS Wake Forest 2001-08

## INJURED RESERVE

(never on 53-man roster)

Acker, Kenneth CB Southern Methodist 2018  
 Bennett, Michael DT Ohio State 2016  
 Brackett, Brett TE Penn State 2012  
 Brock, Tramaine CB Bellhaven 2020  
 Brown, Leon RB Eastern Kentucky 1995  
 Chambers, Derrick G/OT Florida 2002  
 Chustz, Joe OT Louisiana Tech 2000  
 Connolly, Dan G SE Missouri State 2006  
 Copeland, Damian WR Louisville 2014  
 Corner, Reggie CB Akron 2012  
 Cotrone, Anthony FB Maine 2008  
 Davis, Jim DE Virginia Tech 2006  
 Doss, Tandon WR/PR Indiana 2014  
 Ewing, Bradie FB Wisconsin 2014  
 Fisher, John DB Western Missouri 1996  
 Fowler Jr., Dante DE Florida 2015  
 Gaffney, Tyler RB Stanford 2017  
 Godwin, Terry WR Georgia 2021  
 Greene, Donnell OL Minnesota 2019  
 Greene Sr., Rashad WR Florida State 2017  
 Harris, Jeremy CB New Mexico State 2013  
 Harper, Jarrod S West Virginia 2017  
 Hodges, Cooper OL Appalachian State 2023  
 Horrocks, Theo DT Vanderbilt 2008  
 Hughes, Michael DT UNLV 2018  
 Ijalana, Ben OL Villanova 2019  
 Jackson, Al CB Georgia 1995  
 Johnson, Willie WR Marshall 2022  
 Jordan, Reggie TE Missouri Western St. 2014  
 Keiaho, Freddy LB San Diego State 2010  
 Lewis, Jonathan DT Virginia Tech 2008  
 Lotulelei, John LB UNLV 2014  
 Mathers, J'Tavius RB Middle Tenn. St. 2017  
 Mays, Devante RB Utah State 2019  
 McDermott, KC OL Miami (Fla.) 2019  
 McGowan, Taj RB UCF 2019  
 Milhim, Stephane OL Massachusetts 2013  
 Mills, Javor OL Auburn 2003  
 Miller, Trentell LB Florida 2023  
 Moore, Jaylon WR Tennessee-Martin 2023  
 Morabito, Tim DT Boston College 2002  
 Murphy, Richard RB Louisiana State 2011  
 Myles, Tywan DT Tarleton State 2008  
 Onobun, Fendi TE Houston 2014  
 Onwuali, James LB Notre Dame 2017  
 Patterson, Elton DE Central Florida 2006  
 Price, Brian DE UTSA 2020  
 Price, Marcus G Louisiana State 1995  
 Price, Taylor WR Ohio 2013  
 Reynolds, Rashaad CB Oregon State 2014  
 Rivera, Mychal TE Ohio State 2017  
 Roberson, Chris CB Eastern Michigan 2006  
 Slaughter, Nathan WR West Texas A&M 2014  
 Smith, Brian DE Missouri 2007  
 Smith, Tevaun WR Iowa 2018  
 Taylor, Leonard TE Cincinnati 2023  
 Tinker, Carson LS Alabama 2017  
 Veldman, Matt TE North Dakota St. 2012  
 Wells, Josh OT James Madison 2015, 2023  
 Whitehead, Terrell FS Norfolk State 2010-11  
 Williams, Mike OT Texas 2006  
 Williams, Tony DT Memphis 2006  
 Ziemann, Chris OT Michigan 2002  
 Williams, Mike OT Texas 2006  
 Williams, Tony DT Memphis 2006  
 Ziemann, Chris OT Michigan 2002

## PRACTICE SQUAD

DE Nathaniel Adibi (2004), RB Rich Alexis (2004), RB David Allen (2002-03), DT Eli Ankou (2019), OL Ka'John Armstrong (2019), WR Chad Askew (1997), LB Stevie Baggs (2005), WR Rasheed Bailey (2015), DE Troy Bailey (1999), DB Travarius Bain (2008), WR Donnell Baker (1997), TE Brandon Barden (2013), DT David Barnard (1997), OL Ben Barch (2023), QB Richard Bartel (2009), WR Tyler Beiler (2011), TE E.J. Bibbs (2016), LB Keishawn Bierria (2019), DL Ross Blacklock (2023), OL Evan Boehm, OT Cody Booth (2014), CB Breon Borders (2018), TE Brett Brackett (2011), OL Chandler Brewer (2023), OT Mark Bristol (2002), RB Jason Brookins (2000), CB Chris Brown (2003), TE Chris Brown (2008), RB Jordan Brown (2019), OT Lester Brown (2005), OT Sean Bubin (2004), WR Chad Bumphis (2013), CB Marcus Burley (2013), CB Lorenzo Burns (2021), OL George Bussey (2011), CB Tevaughn Campbell (2023), OT Andrew Carnahan (2007-08), TE Mike Caussin (2010), CB Chris Chancellor (2010), RB Shaun Chapas (2013), WR Matt Cherry (2004), OT Ronald Cherry (1996), LB Sedic Clark (1996), DT James Clyburn (1998), TE Colin Cloherty (2011), RB DeAndre Cobb (2006), DT Rodney Coe (2016), DE D.J. Coleman (2023), DT DeAndre Coleman (2014),

RB Leroy Collins (1999), RB Snoop Conner (2023), DE Jomo Cousins (2000), PK Brandon Couto (2011), RB Nathan Cottrell (2020), OL Rashaad Coward (2021), LB Jamal Cox (1995), OL Coy Cronk (2021, 2023), DL Walter Curry (2005, 2007), S Matt Daniels (2014), TE Charles Davis (2007-08), WR Chris Davis (2005), LB Deshaun Davis (2019), G Konrad Dean (2003), CB Dee Delaney, LB Nick DeLuca, WR Clarence Denmark (2009-10), S Antonio Dennard (2012), CB John Destin (2010), DE Hunter Dimick (2017), OT Seth Dittman (1996), DL De'Shaun Dixon (2023), QB Ben Dougherty (2006), WR Keelan Doss (2019), WR Henry Douglas (2001), C Tommie Draheim (2012), WR Damon Dunn (1998), OL Michael Dunn (2018), LB Brooks Ellis (2017), LS Andrew Economos (2005), OL Kadeem Edwards (2015), TE Michael Egnew (2014), DT Daniel Ekuale (2020), TE Ben Ellefson (2020), TE Greg Estandia (2006), S Matt Estrada (2011), LB Nate Evans, WR Shaq Evans (2015), TE Michael Flacco (2014), TE Matt Flanagan (2020), G Derrick Fletcher (2004), WR Richmond Flowers (2001), OT Mike Flynn (1997), DE Randy Garner (2001), OT Ryan Gibbons (2006-07), LB Joe Giles-Harris (2019-20), WR Terry Godwin (2019-20), WR Brittan Golden (2012), OL Derwin Gray (2021) DE Harold Gragg (1997), CB Doran Grant QB Quinn Gray (2003), OG Andrew Greene (1998), TE David Grinnage (2017-18), OT Sam Gutekunst (2007), C/G Brock Gutierrez (1998), CB Erick Hallett II (2023), WR Darren Hall (1999), G D.J. Hall (2012), WR Josh Hammond (2020), OL Blake Hance (2019), DE Omari Hand (2004), DE Chuck Harris (2019), WR Jacob Harris (2023), LB Jerrell Harris (2012), CB Kaleb Hayes (2023), CB Tae Hayes (2019), CB Amari Henderson (2020), TE Darius Hill (2010), LB Tyrone Hines (1997), OL Jared Hilbers (2020), CB Curtis Holcomb (2012), G Tam Hopkins (2001), G Tyrone Hopson (2001), WR Mike Horacek (2000), WR Harrison Houston (1995), WR Bug Howard (2020), LB Aaron Humphrey (2002), QB Nate Hybl (2005), WR Josh Imatorbhebhe (2021), LB Dequan Jackson (2023), WR Marcus Jackson (2013), CB Talmadge Jackson (2011), LB Richard Jarvis (2018), DL Lyndon Johnson (2018), TE Charles Jones (2019), LB Joshua Jones (2012), CB Sidney Jones IV, WR Tim Jones (2021), RB Henry Josey (2014), DE Michael Josiah (2003), RB Morgan Kane (2000), OL Nila Kasitati (2016), C David Kempfert (1999), FB Eric Kettani (2014), DT Darius Kilgo (2017), CB Brandon King (2012), LB James Kinney (2005), LB Raphael Kirby (2016), TE Ben Koyack (2015), DB Jamar Landrom (2006), QB Kyle Lauletta (2021), RB Keon Lattimore (2008), WR Rashad Lawrence (2015), WR Allen Lazard (2018), DL Jeremiah Ledbetter (2021), LB Boris Lee (2010), QB Tanner Lee (2018), RB Steve Lee (1997), DT Matt Leonard (2003), WR Jordan Leslie (2015), CB Korey Lindsey (2012), QB Chase Litton (2019), WR Lance Long (2010), CB Clarence Love (1999), OL DeMarcus Love (2013), DT Anthony Maddox (2004), LB Kevin Malast (2011), WR Charly Martin (2011), DT Jeff Marriotti (2000), LB Hercules Mata'afa (2021), C Tim Mattran (2008), DE Tom McCarthy (2011), K James McCourt (2022), DE Chris McCoy (2013), LB Ryan McCoy (1995), OL KC McDermott (2018-20), S Bradley McDougald (2021), CB Walter McFadden (2011), OL Garrett McGhin (2020), WR Mekale McKay (2016), OT Pete McMahon (2006), CB Quenton Meeks (2018), S Doug Middleton (2019), S Charlie Miller (2017), OT Patrick Miller (2015), CB Prince Miller (2012), T Andrew Mitchell (2012), LB Mike Mohamed (2012), DL Henry Mondeaux (2023), TE Rod Monroe (2000), DT Dre Moore (2010), WR Jaylon Moore (2022), QB Stephen Morris (2014), CB Rashod Moulton (2007-08), LB Lamar Myles (2008-09), OL Jimmy Murray (2022-23), CB Parry Nickerson (2019), DT Louis Nix (2016), WR Ramondo North (2001-02), QB Keith Null (2010), DE Gabe Nyenhuis (2004), TE Tevita Ofahengaua (2001), CB Jason Olford (2002), OT Chris Oltmanns (1996), TE Schuyler Oordt (2011), CB Amani Oruwariye (2023), DL Ezezi Otomewo (2023), S Ayo Oyetola (2022-23), OT Jonathan Palmer (2010), WR Corey Parchman (2002), TE Derek Parish (2023), RB Chris Parker (1996), RB Allen Patrick (2009), LB Joe Pawelek (2011), OT Erik Pears (2010), RB Pepe Pearson (1998), TE Josh Pederson (2023), S Kevin Peoples (1999), DE Will Pericak (2013), QB E.J. Perry (2022-23), S Ray Perryman (2003), LB Duke Pettijohn (2002), OL Austen Pleasants (2020-21), OL Ryan Pope (2019), TE Gerrit Prince (2022), TE Zach Potter (2009), WR Walt Powell (2017), DT Brian Price (2019), FB Lonnie Pryor (2013), DT Kommonyan Quay (2010), WR Trey Quinn (2020), LB Curtis Randall (2003), QB Brett Ratliff (2010), S C.J. Reavis (2018), WR Jimmy Redmond (2001), G Chris Reed (2015), DE D'Aundre Reed (2013), LB Moses Regular (1996), DL Caraun Reid (2020), QB Lester Ricard (2007), C Brett Romberg (2003, 2006), QB Nathan Rourke (2023), WR Jabin Sambrano (2013), RB Bo Scarbrough (2018), QB Matt Scott (2013), DT Richard Seals (2000), CB Sammy Seamster (2017), WR Charles Sharon (2007), DE Jason Simmons (1995), TE Gannon Sinclair (2016), RB Wendell Smallwood (2021), DT Henry Smith (2008), RB Joe Smith (2003), DE Quanterus Smith (2015), LB Sutton Smith (2019), WR Tevaun Smith (2017), TE Matt Sokol (2019,21), LB Brandon Southward (1999), WR Fred Stamps (2005), G Cameron Stephenson (2009), G Barry Stokes (1996), DE Rahmaan Streater (1999), OL Keaton Sutherland (2023),



# ALL-TIME ROSTERS

G Joe Tate (2004), DE Josh Taves (1996), WR Kerry Taylor (2014), S Steven Terrell (2013), RB D.D. Terry (2007), WR Ryan Thelwell (1999), OL Brandon Thomas (2017-18), RB Malcolm Thomas (1997-98), TE Mark Thomas (1998), LB Todd Thomas (2015), S Deionte Thompson (2022), S Josh Thompson (2022), LB Cedric Thornton (1996), LB Deryck Toles (2004), OT Arturo Uzdavinis (2016), DT Nick Thurman (2022), C Bradley Vierling (2010-11), OT Keith Wagner (1996), WR Michael Walker (2019), LB Al Wallace (1997), OL Tre'Vour Wallace-Simms (2020), G Chad Ward (2001), OT Craig Warren (1997), WR Tony Washington (2014), CB Brandon Watson (2019), FB Lee Webb (2005), LB Marcus Whitfield (2014), WR Huey Whittaker (2004), RB Kerrith Whyte Jr. (2021), RB Brandon Wilds (2017), OL Darryl Williams (2022-23), DE Seante Williams (2004), WR Seth Williams (2023), RB Jordan Wilkins (2021) WR Damion Willis (2020), S Earl Wolff (2015), K Brandon Wright (2020), DT Gabe Wright (2020), CB Lou Young (2014), WR Terrell Zachery (2011), DB Jonathan Zenon (2008)

## HEAD COACHES

Tom Coughlin	Syracuse	1995-2002
Jack Del Rio	Southern California	2003-2011
Mel Tucker*	Wisconsin	2011
Mike Mularkey	Florida	2012
Gus Bradley	North Dakota State	2013-2016
Doug Marrone	Syracuse	2016-20
Urban Meyer	Cincinnati	2021
Darrell Bevell*	Wisconsin	2021
<b>Doug Pederson</b>	<b>Louisiana-Monroe</b>	<b>2022-24</b>

\*Served as interim head coach

## ASSISTANT COACHES

Ben Albert	Massachusetts	2010
Ken Anderson	Augustana	2003-06
<b>Richard Angulo</b>	<b>Western New Mexico</b>	<b>2022-24</b>
Matt Applebaum	Connecticut	2014
Mark Asanovich	St. Cloud State	2003-08
Chris Ash	Drake	2021
Craig Aukerman	Findlay	2011-12
<b>Greg Austin</b>	<b>Nebraska</b>	<b>2023-24</b>
Bob Babich	Tulsa	2013-15
Joe Baker	Princeton	1995-98
John Benton	Colorado State	2016
Darrell Bevell	Northern Arizona	2021
Brandon Blaney	Youngstown State	2011-13
John Bonamego	Central Michigan	1999-2002, 12
Rob Boras	DePauw	2010-11
Paul Boudreau	Boston College	2003-05
Tyler Bowen	Fordham	2021
Bob Bratkowski	Washington State	2012
<b>Andrew Breiner</b>	<b>Lock Haven</b>	<b>2022-24</b>
Brentson Buckner	Clemson	2022-23
David Bullocks	Nebraska	2016
Luke Butkus	Illinois	2013-14
Earnest Byner	East Carolina	2010-11
Mike Caldwell	Middle Tenn. State	2022-23
Dave Campo	Central Connecticut State	2005-07
Dom Capers	Mount Union (Ohio)	1999-2000, 2019
Pete Carmichael	Montclair State	1995-99
Mark Collins	East Tennessee State	2017-20
Jim Bob Cooter	Tennessee	2022
Johnny Cox	Fort Lewis (Colo.)	2009-11
Sylvester Croom	Alabama	2012
Joe Cullen	Massachusetts	2010-12, 2020
Sean Cullina	San Diego	2022-23
Joe Danna	Central Michigan	2017-21
Joe DeCamillis	Wyoming	2007-08, 17-20
John DeFilippo	James Madison	2019
John Donovan	John Hopkins	2016-19
Mark Duffner	William & Mary	2006-13
Les Ebert	Minnesota-Duluth	2004-08
Randy Edsall	Syracuse	1995-97
Mike Eubanks	Wisconsin-Eau Claire	2010-11
<b>Heath Farwell</b>	<b>San Diego State</b>	<b>2022-24</b>
Perry Fewell	Lenoir-Rhyne	1998-2002, 17-18
Jedd Fisch	Florida	2013-14
Greg Finnegan	Cornell	1998-2002
Pat Flaherty	East Stroudsburg	2017-18
Frank Gansz	Navy	2000-01
Quinton Ganther	Utah	2021
<b>Jeremy Garrett</b>	<b>Mississippi</b>	<b>2024</b>
Jason George	Manitoba	2009-11
Tony Gilbert	Georgia	2020-23
Kevin Gilbride	Southern Connecticut State	1995-96
<b>Mike Gray</b>	<b>Mercer</b>	<b>2024</b>
Matt Griffin	New Hampshire	2010-11
Cody Grimm	Virginia Tech	2022-23
Jay Gruden	Louisville	2020
Nathaniel Hackett	U.C. Davis	2016-18
<b>Chad Hall</b>	<b>US Air Force Academy</b>	<b>2023-24</b>
Mike Haluchak	Southern California	2003-04
Ray Hamilton	Oklahoma	2003-07

Alex Hampton	Deakin	2013-16
Will Harriger	Auburn	2021
Paul Haynes	Kent State	2001
Scottie Hazelton	Fort Lewis	2014
Andy Heck	Notre Dame	2004-12
Donnie Henderson	Utah State	2008
Ron Heller	Penn State	2010-11
Josh Hingst	Nebraska	2012
Fred Hoaglin	Pittsburgh	1997-2001
Marion Hobby	Tennessee	2017-18
Nick Holz	Colorado	2023
<b>Matt House</b>	<b>Michigan State</b>	<b>2024</b>
Todd Howard	Texas A&M	2003-05
Jeff Hurd	Fort Hays (Kan.) State	1995-97
John Hufnagel	Penn State	2002
Jerald Ingram	Michigan	1995-2002
Chris Jackson	Washington State	2022
Dick Jauron	Yale	1995-98
<b>Mario Jeberaell</b>	<b>Nevada - Las Vegas</b>	<b>2024</b>
Bobby Johnson	Miami (Ohio)	2012
Nate Kaczor	Utah State	2008-11
Sean Karpf	Jacksonville	2014-20
Thom Kaumeyer	Oregon	2008-11
Lane Kiffin	Fresno State	2000
Monte Kiffin	Nebraska	2016
Larry Kirksey	Eastern Kentucky	2003
Ty Knott	Oregon Tech	2002
Dirk Koetter	Idaho State	2007-11
Sanjay Lal	University of Washington	2021
Jess Langvardt	Sterling	2013-20
Bob Ligashesky	Indiana (Pa.)	2004
Anthony Lomando	Cal Poly-SLO	2010-11
Sterling Lucas	North Carolina State	2021
Tosh Lupoi	University of California	2021
Anthony Lynn	Texas Tech	2003-04
<b>Jerry Mack</b>	<b>Arkansas State</b>	<b>2024</b>
Mike Mallory	Michigan	2013-20
Doug Marrone	Syracuse	2015-16
Ben Maser	Buffalo	1995-2002
Ben McAdoo	Indiana University of Pa.	2020
Keenan McCardell	Maryland	2017-19
Paul McCoy	Western Maryland	2003
<b>Mike McCoy</b>	<b>Utah</b>	<b>2024</b>
Marlon McCree	Kentucky	2012
Garrick McGee	Oklahoma	2000-01
John McNulty	Penn State	1998-2002
Mark Michaels	Connecticut	2005-06
Ron Middleton	Auburn	2013-20
Scott Milanovich	Maryland	2017-18
Tee Mitchell	Mercer	2022-23
Gary Moeller	Ohio State	2001
Ted Monachino	Missouri	2006-09
Todd Monken	Knox College	2007-10
Patrick Mularkey	Clemson	2012
Bill Musgrave	Oregon	2003-04
<b>Jamel Mutunga</b>	<b>Gettysburg</b>	<b>2024</b>
Tom Myslinski	Tennessee	2012-20
Nick Nicolau	Southern Connecticut State	1995-96
<b>Ryan Nielsen</b>	<b>Southern California</b>	<b>2024</b>
Chris O'Hara	Miami (Fla.)	2014-16, 20
Tony Oden	Baldwin-Wallace	2012
Greg Olson	Central Washington	2012, 15-16
Zach Orr	North Texas	2021
Chris Palmer	Southern Connecticut State	1997-98
Jerry Palmieri	Montclair State	1995-2002
Bernie Parmalee	Ball State	2020-23
Larry Pasquale	Bridgeport (Conn.)	1995-99
John Pease	Utah	1995-2002
Jake Peetz	Nebraska	2012
Bob Petrino	Carroll (Mont.)	1999-2001
Kennedy Pola	Southern California	2005-09
Carlos Polk	Nebraska	2021
Mike Priefer	Navy	2002
Eric Price	Weber State	2017-20
Robert Prince	Humboldt State	2007-08
Ron Prince	Appalachian State	2012
Russ Purnell	Whittier College	2009-11
<b>Phil Rauscher</b>	<b>UCLA</b>	<b>2022-24</b>
Jason Rebrovich	SUNY Cortland	2017-20
<b>Patrick Reilly</b>	<b>SUNY Cortland</b>	<b>2021-24</b>
Alvin Reynolds	Indiana State	2003-07
<b>Kris Richard</b>	<b>Southern California</b>	<b>2024</b>
Terry Richardson	Syracuse	2013-14
Luke Richesson	Kansas	2009-11
Alfredo Roberts	Miami (Fla.)	2003-06
<b>Cory Robinson</b>	<b>Central Connecticut St.</b>	<b>2024</b>
Denard Robinson	Michigan	2010
Terry Robiskie	LSU	2019-20
Pete Rodriguez	Western State	2004-06
Mike Rutenberg	Cornell	2013-19
Robert Saleh	Northern Michigan	2014-16
Frank Scelfo	Northeast Louisiana	2013-14
Cedric Scott	Southern Mississippi	2012-20
Brian Schottenheimer	Florida	2021
<b>Rory Segrest</b>	<b>Alabama</b>	<b>2022-24</b>
Lucious Selmon	Oklahoma	1995-2002
Steve Shafer	Utah State	2003-04
Dan Shamash	Carnegie Mellon	2014-16

Mike Sheppard	California Lutheran	2011
<b>Bill Shuey</b>	<b>West Virginia</b>	<b>2022-24</b>
Mike Shula	Alabama	2007-10
Charlie Skelton	Florida	2012
Kelly Skipper	Fresno State	2016
Matthew Smiley	Illinois	2013-16
Carl Smith	Cal Poly-SLO	2005-06
Mike Smith	East Tennessee	2003-07
Nick Sorensen	Virginia Tech	2021
Tony Sorrentino	The College of New Jersey	2013-16
Tony Sparano	New Haven (Conn.)	2002
Tony Sparano Jr.	Albany	2017-20
Paul Spicer	Saginaw Valley State	2012
Charlie Strong	Central Arkansas	2021
Dwayne Stukes	Virginia	2019-20
Jerry Sullivan	Delta State	2012-16
Mike Sullivan	Army	2002-03
Bob Sutton	Eastern Michigan	2021-23
Steve Szabo	Navy	1995-2002
<b>Press Taylor</b>	<b>Marshall</b>	<b>2022-24</b>
<b>Tyler Tettleton</b>	<b>Ohio</b>	<b>2022-24</b>
<b>Luke Thompson</b>	<b>Assumption College</b>	<b>2022-24</b>
Mike Tice	Maryland	2006-09
Deshea Townsend	Alabama	2022-23
Mel Tucker	Wisconsin	2009-12
Cory Undlin	California Lutheran	2009-11
Brian VanGorder	Wayne State	2005
DeWayne Walker	Minnesota	2013-16
Steve Walters	Arkansas	2005-06
George Warhop	Cincinnati	2019-21
Todd Washington	Virginia	2020-23
Tyrone Wheatley	Michigan	2017-18
Tim Walton	Ohio State	2019-23
Aaron Whitecotton	South Carolina	2013-16
Gregg Williams	Northeast Missouri State	2008
<b>Nick Williams</b>	<b>Humboldt State</b>	<b>2022-24</b>
Tom Williams	Washington	2007-08
Tyler Wolf	Tennessee	2013-21
George Yarno	Washington State	2013

## STARTING QUARTERBACKS

Year	Quarterback	Record
1995	Steve Beuerlein	1-5
	Mark Brunell	3-7
	Mark Brunell	9-7
	Mark Brunell	9-5
	Rob Johnson	1-0
	Steve Matthews	1-0
1996	Mark Brunell	10-3
1997	Jamie Martin	0-1
	Jonathan Quinn	1-1
	Mark Brunell	13-2
	Jay Fiedler	1-0
	Mark Brunell	7-9
	Mark Brunell	6-9
	Jonathan Quinn	0-1
	Mark Brunell	6-9
	David Garrard	0-1
	Mark Brunell	0-3
	Byron Leftwich	5-8
2004	Byron Leftwich	8-6
	David Garrard	1-1
	Byron Leftwich	8-3
	David Garrard	4-1
2006	Byron Leftwich	3-3
	David Garrard	5-5
2007	David Garrard	9-3
	Quinn Gray	2-2
2008	David Garrard	5-11
2009	David Garrard	7-9
2010	David Garrard	8-6
	Todd Bouman	0-1
	Trent Edwards	0-1
	Blaine Gabbert	4-10
	Luke McCown	1-1
	Blaine Gabbert	1-9
	Chad Henne	1-5
	Chad Henne	4-9
	Blaine Gabbert	0-3
	Blake Bortles	3-10
	Chad Henne	0-3
	Blake Bortles	5-11
	Blake Bortles	3-13
	Blake Bortles	10-6
	Blake Bortles	3-9
	Cody Kessler	2-2
2019	Gardner Minshew II	6-6
2019	Nick Foles	0-4
2020	Gardner Minshew II	1-7
	Mike Glennon	0-5
	Jake Luton	0-3
2021	Trevor Lawrence	3-14
2022	Trevor Lawrence	9-8
2023	Trevor Lawrence	8-8
	C.J. Beathard	1-0





# ALL-TIME ROSTERS

## RECORD BY QUARTERBACK

Quarterback	Years	Record	Pct.	Steve Beuerlein	1995	1-5	.167	Jonathan Quinn	1998, 2001	1-2	.333
Mark Brunell	1995-2003	63-54	.539	Mike Glennon	2020	0-5	.000	Jay Fiedler	1999	1-0	1.000
David Garrard	2002-10	39-37	.513	Nick Foles	2019	0-4	.000	Todd Bouman	2010	0-1	.000
Byron Leftwich	2003-06	24-20	.546	Cody Kessler	2018	2-2	.500	Trent Edwards	2010	0-1	.000
Blake Bortles	2014-18	24-49	.329	Quinn Gray	2007	2-2	.500	Jamie Martin	1998	0-1	.000
Trevor Lawrence	2021-23	20-30	.400	Rob Johnson	1997	1-0	1.000	C.J. Beathard	2023	1-0	1.000
Chad Henne	2012-14	5-17	.227	Jake Luton	2020	0-3	.000				
Blaine Gabbert	2011-13	5-22	.154	Steve Matthews	1997	1-0	1.000				
Gardner Minshew II	2019	7-13	.350	Luke McCown	2011	1-1	.500				
										<b>198-269</b>	<b>.424</b>

## ALL-TIME NUMERICAL ROSTER

Calvin Ridley	0	2023	Marqise Lee	2014-19	Mike Harris	2012-13	Kenny Wright	2005
	1		Blaine Gabbert	2011-13	Rod Issac	2011	Fernando Bryant	1999-2003
Travis Etienne Jr.	2021-23		Mike Sims-Walker	2009-10	David Jones	2011	Curtis Anderson	1997
Dustin Colquitt	2020		Reggie Williams	2004-08	Terrence Wheatley	2010	Mickey Washington	1995-96
Matt Turk	2011		Jay Fiedler	1999	Anthony Smith	2009-10		
John Carney	2007		Rob Johnson	1995-97	Kennard Cox	2009		
Mike Hollis	1995-2001				Pierson Prioleau	2008	26	
	2		E.J. Perry	2023	Scott Starks	2007	Antonio Johnson	2023
Rayshawn Jenkins	2021-23		Nathan Rourke	2023	Donovin Darius	1998-2006	Shaquill Griffin	2021-22
Mike Glennon	2020		Dede Westbrook	2017-20	Natrone Means	1996-97	Jarrold Wilson	2017-20
Kai Forbath	2018		Mike Brown	2012-14	Chris Hudson	1995	Josh Evans	2013-15
Jason Myers	2015-17		Luke McCown	2009-11			Dawan Landry	2011-12
Ricky Stanzl	2013		Paul Smith	2008	21		Chevis Jackson	2010
Nick Harris	2011		Jonathan Quinn	1998-2001	Christian Braswell	2023	Michael Coe	2009-10
Chris Hanson	2001-06		Jim Miller	1997	Sidney Jones Iv	2020	Brian Russell	2009
Steve Lindsey	1999-2000				A.J. Bouye	2017-19	Kennard Cox	2008
	3		Christian Kirk	2022-23	Prince Amukamara	2016	Omare Hand	2008
C.J. Beathard	2021-23		Michael Walker	2019	Toby Gerhart	2014-15	Sammy Knight	2007
Brad Nortman	2016-17		Rashad Greene Sr.	2015-18	Justin Forsett	2013	David Richardson	2004-06
Adam Podlesh	2007-10		Tommy Streeter	2014	Derek Cox	2009-12	Blue Adams	2003
Mark Royals	2003		Kerry Taylor	2013	Drayton Florence	2008	Ainsley Battles	2001-02
Tim Seder	2002		Quan Cosby	2012	Terry Cousin	2005-07	Rayna Stewart	1999-2000
Jaret Holmes	2001				Juran Bolden	2004	Kevin Devine	1997-98
	4		Elijah Cooks	2023	Brad Franklin	2003	Rogerick Green	1995
Tank Bigsby	2023		Kendric Pryor	2022	Steve Smith	2002		
Josh Lambo	2017-2021		Terry Godwin	2019-21	Aaron Beasley	1996-2001	27	
Todd Bouman	2007, 2010		Shane Wynn	2016-17	Deral Boykin	1995	Amani Oruwariye	2023
Bryan Barker	1995-2000		Justin Blackmon	2012-13	Tommy Johnson	1995	Tyree Gillespie	2022
	5		Jamar Newsome	2011	22		Chris Claybrooks	2020-21
Andre Cisco	2021-23		Tim Jones	2022-23	JaMycal Hasty	2022-23	Leonard Fournette	2017-19
Rudy Ford	2021		Matthew Wright	2021	Devine Ozigbo	2020	Dwayne Gratz	2013-16
Quenton Meeks	2020		Gardner Minshew II	2019-20	Cody Davis	2018-19	Rashean Mathis	2003-12
Blake Bortles	2014-18		Allen Robinson	2014-17	Aaron Colvin	2014-17	Damen Wheeler	2001
Trent Edwards	2010		Stephen Burton	2013	Winston Guy	2013-14	Earthwind Moreland	2001
Quinn Gray	2003-07		Taylor Price	2011	Kevin Rutland	2011-12	Shad Criss	2000
Danny Boyd	2002		Mike Sims-Walker	2011	Don Carey	2010	Deon Figures	1997-98
Jim Tarle	2000-01		John Broussard	2007	William James	2008	Vinnie Clark	1995-96
Todd Philcox	1996				LaBrandon Toefield	2003-07		
	6		Trevor Lawrence	2021-23	Robert Bean	2002	28	
Chis Claybrooks	2020-22		C.J. Board	2019	Frank Moreau	2001	Fred Taylor	1998-2008
Jake Luton	2020		Denard Robinson	2013-16	Reggie White	2001	Dana Hall	1996-97
Cody Kessler	2018		Jordan Shipley	2012	Tavian Banks	1998-99	Monty Grow	1995
Steve Weatherford	2008		Nate Hughes	2009	23			
Seth Marler	2003-04		Troy Edwards	2004	Foye Oluokun	2022-23	29	
Hayden Epstein	2002		Steve Matthews	1997	Ryquell Armstead	2019, 21	TeVaughn Campbell	2022-23
	7				C.J. Henderson	2020-21	Brandon Rusnak	2019-21
Zay Jones	2022-23		Evan Engram	2022-23	Ryquell Armstead	2019	Josh Jones	2020
Aldrick Rosas	2020		DJ Chark Jr.	2018-20	Tyler Patmon	2017-18	Josh Robinson	2019
Nick Foles	2019		Arrelious Benn	2016-17	Alan Ball	2013-14	Josh Johnson	2016
Chad Henne	2012-17		Toney Clemons	2012	Rashad Jennings	2009-10, 2012	Teddy Williams	2014
Byron Leftwich	2003-06		Chastin West	2011	Jamaal Fudge	2007	Jamell Fleming	2013
Richie Cunningham	2002		John Matthews	2010	Dee Webb	2006	William Middleton	2009-12
Will Furrer	1998		Cleo Lemon	2008	Ray Perryman	2003-04	Brian Williams	2006-08
Steve Beuerlein	1995		Charles Sharon	2006-07	Ike Charlton	2002	Chris Thompson	2004
	8		Jimmy Redmond	2003	Anthony Johnson	2000	Jason Craft	1999-2003
Mark Brunell	1995-2003		Phil Stambaugh	2001	Corey Chamblin	1999	Tawambi Settles	1998
	9				Cordell Taylor	1998	Ricky Parker	1997
Logan Cooke	2018-23		Seth Williams	2023	Randy Jordan	1995-97	Darren Carrington	1995
David Garrard	2002-10		Laqun Treadwell	2021	24			
Brad Goebel	1995		Chris Conley	2019-20	Snoop Conner	2022-23	30	
	10		Ace Sanders	2013-14	Josiah Scott	2020	Montaric Brown	2022-23
Brandon McManus	2023		Jerrell Jackson	2012	Tyler Ervin	2019	James Robinson	2020
Riley Patterson	2022		Matt Jones	2005-08	T.J. Yeldon	2016-18	Corey Grant	2016-18
Laviska Shenault Jr.	2020-21		Troy Edwards	2003	Will Blackmon	2013-14	Jordan Todman	2012-14
Donte Moncrief	2018				Montell Owens	2006-12	Drew Coleman	2011
Josh Scobee	2004-14		Matt Barkley	2023	Kiwaukee Thomas	2003-04	Kennard Cox	2009
Kent Graham	2002		Collin Johnson	2020-21	Delvin Brown	2001	Dewayne Washington	2004
Roderick Robinson	2001		Bryan Anger	2012-15	Craig Miller	2000	Michael Swift	2000
Jamie Martin	1998, 2000		Ernest Wilford	2004-07	Chris Howard	1998-2000	Darren Studstill	1995-96
	11				Rashid Gayle	1996		
Parker Washington	2023		Daniel Thomas	2020-23	Harry Colon	1995	31	
Marvin Jones Jr.	2021-22		Jalen Ramsey	2016-19			Darius Williams	2022-23
			Craig Loston	2014-15			Nathan Cottrell	2020-21
							Breon Borders	2019
							Jalen Myrick	2017
							Davon House	2015-16
							Jeremy Harris	2014
							Aaron Ross	2012
							Ashton Youboty	2011
							David Jones	2010
							Scott Starks	2005-06, 2009
							Aaron Glenn	2007
							Chris Brown	2003
							Patrick Washington	2001-02
							Daimon Shelton	1997-2000



# ALL-TIME ROSTERS

<b>32</b>	
Tyson Campbell.....	2021-23
Maurice Jones-Drew.....	2006-13
David Allen.....	2004
Marlon McCree.....	2001-03
Mike Logan.....	1997-2000
Vaughn Dunbar.....	1995

<b>33</b>	
Devin Lloyd.....	2022-23
Dare Ogunbowale.....	2020-21
Devine Ozigbo.....	2019
Dave Williams.....	2018
Chris Ivory.....	2016-17
Greg Jones.....	2004-12
James Trapp.....	2003
Shyrone Stith.....	2000
James Stewart.....	1995-99

<b>34</b>	
Gregory Junior.....	2022-23
Greg Mabin.....	2020
Carlos Hyde.....	2018
Tyler Gaffney.....	2017
Bronson Hill.....	2016
Storm Johnson.....	2014
Delone Carter.....	2013
Jalen Parmele.....	2012
T.J. Heath.....	2011
Trumaine McBride.....	2011
Chauncey Washington.....	2008
Lamont Thompson.....	2007
Alvin Pearman.....	2005-06
David Allen.....	2003
Stacey Mack.....	1999-2002
Zack Crockett.....	1998
Roger Graham.....	1996
Reggie Cobb.....	1995

<b>35</b>	
Ayo Oyelola.....	2023
Parry Nickerson.....	2019
Jarrold Harper.....	2017
Demetrius McCray.....	2013-15
Keith Toston.....	2012
Deji Karim.....	2010-11
Deke Cooper.....	2003-05
Elvis Joseph.....	2001-02
Le'Shai Maston.....	1995-96

<b>36</b>	
Mekhi Sargent.....	2021-22
Luq Barcoo.....	2020-21
Ronnie Harrison.....	2018-19
Sherrod Martin.....	2014
Antwaun Molden.....	2012
Courtney Greene.....	2009-11
Isaiah Gardner.....	2008
Derrick Wimbush.....	2005-06
Renard Cox.....	2001
Ron Janes.....	1998
Ryan Christopherson.....	1995-96

<b>37</b>	
Tre Herndon.....	2019-23
Johnathan Cyprien.....	2013-16
Morgan Trent.....	2011
Sean Considine.....	2009-10
Calvin Lowry.....	2008
Deon Grant.....	2004-06
David Young.....	2003
Carnell Lake.....	1999-2000
Chris Hudson.....	1996-98

<b>38</b>	
Andre Cisco.....	2021
C.J. Reavis.....	2018
Brandon Wilds.....	2018
Sergio Brown.....	2015
Tommie Campbell.....	2014
Antwon Blake.....	2012
C.C. Brown.....	2011
Darcel McBeth.....	2011
Brian Witherspoon.....	2008-09
Chris Roberson.....	2005-06
Dan Alexander.....	2002
Blaine McElmurry.....	1998-99
Mike Dumas.....	1995

<b>39</b>	
Jamal Agnew.....	2021-23
Doug Middleton.....	2019-20
Tashaun Gipson Sr.....	2016-18
Richard Murphy.....	2012
Alvin Pearman.....	2008
Chris Parker.....	1997

<b>40</b>	
Erick Hallett II.....	2023
Jamir Jones.....	2021
Brandon Rusnak.....	2019-20

Tommy Bohanon.....	2017-18
DuJuan Harris.....	2011
Rich Alexis.....	2005
Malaefoe MacKenzie.....	2003
Robert Massey.....	1996
Gordon Laro.....	1995

<b>41</b>	
Josh Hines-Allen.....	2019-23
Tre Herndon.....	2018
Nick Marshall.....	2015
Akwasi Owusu-Ansah.....	2011
Tyron Brackenridge.....	2009-10
Nick Sorensen.....	2003-06
Kiwaukee Thomas.....	2000-02
Dave Thomas.....	1995-99

<b>42</b>	
Andrew Wingard.....	2019-23
Barry Church.....	2017-18
Chris Prosinski.....	2011-14
Gerald Alexander.....	2009-10
Chad Nkang.....	2007-08
Jamaal Fudge.....	2006
Anthony Mitchell.....	2003
James Boyd.....	2001-02
Chad Dukes.....	2000
Ricky Bell.....	1996

<b>43</b>	
Derek Parish.....	2023
Elijah Sullivan.....	2021
Joe Giles-Harris.....	2019-20
Quenton Meeks.....	2018
i'Tavius Mathers.....	2017
Chris Harris.....	2012
Gerald Sensabaugh.....	2005-08
Jermaine Williams.....	2000
George Jones.....	1998

<b>44</b>	
Travon Walker.....	2022-23
Myles Jack.....	2016-21
Brock Bolen.....	2009-11
Marc Edwards.....	2003-04
Bryan Dickerson.....	1995

<b>45</b>	
K'Lavon Chaisson.....	2020-23
Matt Overton.....	2017-18
Will Ta'ufou.....	2012-14
Chris Fuamatu-Ma'afala.....	2003-04
Erik Olson.....	2000
JoJuan Armour.....	1999
Travis Davis.....	1995-98

<b>46</b>	
Ross Maticcik.....	2020-23
Matt Orzech.....	2019
Carson Tinker.....	2013-18

<b>47</b>	
De'Shaan Dixon.....	2022-23
Joe Schobert.....	2020
Jake Ryan.....	2019
Martrell Spaight.....	2018
Jarrold Wilson.....	2016

<b>48</b>	
Chad Muma.....	2022-23
Dylan Moses.....	2021
Leon Jacobs.....	2018-21
Alex Ellis.....	2016
Jeremy Cain.....	2009-12
Chris Griffin.....	1996

<b>49</b>	
Arden Key.....	2022
Chapelle Russell.....	2021
Bruce Miller.....	2020
Colin Holba.....	2017
Ty Hallock.....	1997

<b>50</b>	
Shaquille Quarterman.....	2020-23
Telvin Smith Sr.....	2014-18
Russell Allen.....	2009-13
Tony Gilbert.....	2003-07
Joe Wesley.....	2001
Erik Storz.....	1998-2000
Eddie Robinson.....	1996-97
Tom Myslinski.....	1995

<b>51</b>	
Paul Posluszny.....	2011-17
Clint Ingram.....	2006-09
Akin Ayodele.....	2002-05
Kevin Hardy.....	1996-01
Mark Williams.....	1995

<b>52</b>	
DaVon Hamilton.....	2020-23
Najee Goode.....	2019
Donald Payne.....	2017-18
Hayes Pullard III.....	2015-16
J.T. Thomas.....	2013-14
Daryl Smith.....	2004-12
Eric Westmoreland.....	2001-03
Brant Boyer.....	1995-2000

<b>53</b>	
Dakota Allen.....	2020-21
Blair Brown.....	2017-18
Sean Porter.....	2015
John Lotulelei.....	2013, 2015
Kyle Knox.....	2013
Brandon Marshall.....	2012
Eric Alexander.....	2010
Slade Norris.....	2010
Bryan Smith.....	2009
Thomas Williams.....	2008
Shantee Orr.....	2007
Pat Thomas.....	2005-07
Hakim Akbar.....	2003
T.J. Slaughter.....	2000-03
Eddie Mason.....	1998
Nate Dingle.....	1996
Santo Stephens.....	1995

<b>54</b>	
D.J. Coleman.....	2023
Elijah Sullivan.....	2022
Cassius Marsh Sr.....	2020
Donald Payne.....	2019
Eli Ankou.....	2017-18
Joplo Bartu.....	2015
Jeremiah George.....	2014
Nate Stupar.....	2013
Greg Jones III.....	2012
Alvin Bowen.....	2010
Quentin Groves.....	2009
Mike Peterson.....	2003-08
Donny Green.....	2001
Troy Peltshak.....	2000
Chester Burnett.....	1999
James Hamilton.....	1997-98
Ty Hallock.....	1996
Keith Goganious.....	1995

<b>55</b>	
Dequan Jackson.....	2023
Kamalei Correa.....	2020
Lerentee McCray.....	2017-21
Dan Skuta.....	2015-16
Geno Hayes.....	2013-14
Clint Session.....	2011
Kirk Morrison.....	2010
Chris Harrington.....	2009
Adam Seward.....	2009
Roy Manning.....	2007
Nick Greisen.....	2006
Greg Favors.....	2004-05
Danny Clark.....	2000-03
Tom McManus.....	1995-99

<b>56</b>	
Yasir Abdullah.....	2023
Quincy Williams.....	2019-20
Dante Fowler Jr.....	2015-18
LaRoy Reynolds.....	2013-15
Kyle Bosworth.....	2011-12
Justin Durant.....	2007-10
Kenny Pettway.....	2006
Jason Gildon.....	2004
Deon Humphrey.....	2003
Shannon Taylor.....	2003
Bobby Brooks.....	2002
Hardy Nickerson.....	2000-01
Lonnie Marts.....	1999
Jeff Lageman.....	1995-98

<b>57</b>	
Caleb Johnson.....	2022-23
D.J. Alexander.....	2019
Nick Deluca.....	2018
Thurston Armbrister.....	2015
A.J. Edds.....	2014
Dekoda Watson.....	2014
Julian Stanford.....	2012
Kevin Bentley.....	2011
Torrance Daniels.....	2009
James Wyche.....	2009
Tim Shaw.....	2008
Brent Hawkins.....	2006-07
Jamie Winborn.....	2005
Tommy Hendricks.....	2004
Joseph Tuipala.....	2001-02
Corey Terry.....	1999
Reggie Lowe.....	1998
Jeff Kopp.....	1996-98

<b>58</b>	
Doug Costin.....	2020-21
Austin Calitro.....	2019
Jordan Tripp.....	2015
Khairi Fortt.....	2014
Jason Babin.....	2012-13
Aaron Morgan.....	2012
Stephen Franklin.....	2011
Jacob Cutrera.....	2010
Marquis Cooper.....	2007
Jorge Cordova.....	2004-07
Hugh Douglas.....	2003
Wali Rainer.....	2002
Jeff Posey.....	2001
Lonnie Marts.....	2000
Bryan Schwartz.....	1995-99

<b>59</b>	
Tyrell Adams.....	2021
Aaron Lynch.....	2020
Carroll Phillips.....	2017
Arthur Brown.....	2016
Ryan Davis.....	2012-15
Jammie Kirtlew.....	2011
Mike Lockley.....	2011
Larry Hart.....	2010
Brian Iwuh.....	2006-09
Tracy White.....	2005
Jimmy McClain.....	2004
Keith Mitchell.....	2003
Edward Thomas.....	2000-02
Reggie Clark.....	1995-96

<b>60</b>	
Darryl Williams.....	2022-23
A.J. Cann.....	2015-21
Mike Brewster.....	2012-13
Sammy Williams.....	2003

<b>61</b>	
Stefen Wisniewski.....	2015
Dan Connolly.....	2005-06
Emartos Leroy.....	1999

<b>62</b>	
KC McDermott.....	2020-21
John Estes.....	2011
Dennis Norman.....	2004-08
Ben Coleman.....	1995-99

<b>63</b>	
Brad Meester.....	2000-13
Michael Cheever.....	1996-98
Frank Cornish.....	1995

<b>64</b>	
Jimmy Murray.....	2023
Coy Cronk.....	2021-23
Chris Reed.....	2016-18
Drew Nowak.....	2013
Cecil Newton.....	2009
Milford Brown.....	2008
Jamar Nesbit.....	2003
Aaron Koch.....	2000-02
John Jurkovic.....	1996-98

<b>65</b>	
Brandon Linder.....	2014-21
Will Rackley.....	2011, 2013
Kynan Forney.....	2009
Chris Naeole.....	2002-08
Quentin Neujahr.....	1998-2000
Bronzell Miller.....	1995

<b>66</b>	
Jacques McClendon.....	2013-14
Steve Vallos.....	2012
Justin Smiley.....	2010
Derek Landri.....	2007-09
Brett Romberg.....	2003-05
John Wade.....	1998-2002
Greg Huntington.....	1996-97
Shawn Bouwens.....	1995

<b>67</b>	
Chandler Brewer.....	2023
John Miller.....	2022
Austin Pasztor.....	2012-14
Jason Spitz.....	2011
Vince Manuwai.....	2003-10
Daryl Terrell.....	2002
Gannon Shepherd.....	2000-01
Steve Ingram.....	1999
Jeff Novak.....	1995-98

<b>68</b>	
Brandon Scherff.....	2022-23
Andrew Norwell.....	2021
Kelvin Beachum.....	2016



# ALL-TIME ROSTERS

Zane Beadles..... 2014-15  
 Guy Whipper..... 2010-12  
 Derrick Fletcher..... 2004-05  
 Brenden Stai..... 2000  
 Mark Nori..... 1997-98  
 Bruce Wilkerson..... 1995

## 69

Tyler Shatley..... 2014-23  
 Leger Douzable..... 2010-11  
 Khalif Barnes..... 2005-08  
 Roger Chanoine..... 2002  
 Mark Baniewicz..... 2000-01  
 Eugene Chung..... 1995

## 70

Cole Van Lanen..... 2022-23  
 Jared Hocker..... 2021  
 Luke Bowanko..... 2014-16  
 Cameron Stephenson..... 2009  
 Todd Wade..... 2008  
 Wayne Hunter..... 2006  
 Bob Whitfield..... 2004  
 Patrick Venzke..... 2001

## 71

Tony Boselli..... 1995-2001

## 72

Walker Little..... 2021-23  
 Josh Wells..... 2014-18  
 Mark Asper..... 2012  
 Herb Taylor..... 2012  
 Kevin Haslam..... 2010  
 Tra Thomas..... 2009  
 Jordan Black..... 2008  
 Chartes Spencer..... 2008  
 Mike Pearson..... 2002-05  
 Derrick Chambers..... 2001  
 Steve Zahursky..... 2001  
 Leon Searcy..... 1996-2000

## 73

Blake Hance..... 2022-23  
 Badara Traore..... 2021  
 Josh Walker..... 2017-18  
 Eben Britton..... 2009-12  
 Jimmy Kennedy..... 2008  
 Stockar McDougle..... 2006-07  
 Dave Kadela..... 2002  
 Jeff Smith..... 2000-01  
 Brian DeMarco..... 1995-98

## 74

Cam Robinson..... 2017-23  
 Sam Young..... 2013-15  
 Aaron Kampman..... 2010-11  
 Maurice Williams..... 2001-09  
 Joe Chustz..... 2000  
 Chris White..... 1999  
 Lamanzer Williams..... 1998  
 Jimmy Herndon..... 1996

## 75

Jawaan Taylor..... 2019-22  
 Ereck Flowers..... 2018  
 Jared Odrick..... 2015-16  
 Drake Nevis..... 2013  
 Eugene Monroe..... 2009-13  
 Stefan Rodgers..... 2008  
 Marcellus Wiley..... 2005-06  
 Michael Mason..... 2000  
 Eric Curry..... 1998-99

## 76

Ezra Cleveland..... 2023  
 Will Richardson Jr..... 2018-21  
 Luke Joeckel..... 2013-16  
 Daniel Bradford..... 2010, 2012  
 Richard Collier..... 2006-07  
 Ephraim Salaam..... 2004-05  
 Leander Jordan..... 2002-03  
 Dwayne Ledford..... 2000  
 Rich Tylski..... 1996-99

## 77

Anton Harrison..... 2023  
 Cedric Ogbuehi..... 2019  
 Patrick Omahiah..... 2016-18  
 Uche Nwaneri..... 2007-13  
 Mike Compton..... 2004  
 Marques Ogden..... 2003  
 Zach Wiegert..... 1999-2002  
 Andre Davis..... 1996

## 78

Ben Bartch..... 2020-23  
 Jermei Parnell..... 2015-18  
 Cameron Bradfield..... 2011-14  
 Jordan Black..... 2009-10

Tutan Reyes..... 2007-08  
 Elton Patterson..... 2004, 2006  
 Martin Chase..... 2005  
 Todd Fordham..... 1997-2002  
 Greg Huntington..... 1995

## 79

Luke Fortner..... 2022-23  
 Corey Robinson..... 2018  
 Jordan Hill..... 2016  
 Red Bryant..... 2014  
 Tony Pashos..... 2007-08  
 Drew Inzer..... 2002  
 Reggie Nelson..... 2000  
 Anthony Cesario..... 1999  
 Dave Widell..... 1995-97

## 80

James O'Shaughnessy..... 2017-21  
 Julius Thomas..... 2015-16  
 Jeremy Ebert..... 2013  
 Mike Thomas..... 2009-12  
 Jerry Porter..... 2008  
 Isaac Smolko..... 2007  
 Kyle Brady..... 1999-2006  
 Willie Jackson..... 1995-97

## 81

Josh Hammond..... 2020-21  
 Niles Paul..... 2018  
 Mychal Rivera..... 2017  
 Bryan Walters..... 2015-16  
 Mickey Shuler..... 2014  
 Lazaar Thomas..... 2013  
 Laurent Robinson..... 2012  
 Kassim Osgood..... 2010-11  
 Torry Holt..... 2009  
 Mike Walker..... 2008  
 Matthew Hatchette..... 2003  
 Bobby Shaw..... 2002  
 R. Jay Soward..... 2000-01  
 Will Moore..... 1997-98  
 Chris Griffin..... 1996  
 Andre Rison..... 1996  
 Desmond Howard..... 1995

## 82

Jimmy Smith..... 1995-2005

## 83

Jacob Harris..... 2023  
 Ben Koyack..... 2016-19  
 Tavarres King..... 2014  
 Tobais Palmer..... 2013  
 Stephen Williams..... 2013  
 Stephen Spach..... 2012  
 Maurice Stovall..... 2012  
 Colin Cloherty..... 2011-12  
 Jason Hill..... 2010-11  
 Greg Estandia..... 2007-09  
 Todd Yoder..... 2004-05  
 Kevin Johnson..... 2003  
 J.J. Stokes..... 2003  
 Pete Mitchell..... 1995-98, 2002  
 Joe Zelenka..... 2001  
 Greg DeLong..... 2000  
 Ryan Neufeld..... 2000  
 Lenzie Jackson..... 1999

## 84

Chris Manhertz..... 2021-22  
 Keelan Cole Sr..... 2017-20  
 Tony Washington..... 2015  
 Cecil Shorts III..... 2011-14  
 Troy Williamson..... 2008-09  
 Chad Owens..... 2005-07  
 Jermaine Lewis..... 2003-04  
 Patrick Johnson..... 2002  
 Sean Dawkins..... 2001  
 Reggie Bartow..... 1996-2000  
 Ernest Givins..... 1995  
 Terrence Warren..... 1995

## 85

Brenton Strange..... 2023  
 Dan Arnold..... 2021-22  
 Eric Saubert..... 2020  
 Charles Jones..... 2019  
 Jaydon Mickens..... 2017-18  
 Nic Jacobs..... 2014-15  
 D.J. Williams..... 2013  
 Fendi Onobun..... 2011  
 Martin Rucker..... 2011  
 Ernest Wilford..... 2009-10  
 Richard Angulo..... 2007-08  
 Cortez Hankton..... 2003-06  
 Henry Douglas..... 2002  
 Kevin Lockett..... 2002  
 Damon Gibson..... 2001-02  
 Rich Griffith..... 1995-2000

## 86

Ben Ellefson..... 2020  
 Nick O'Leary..... 2019  
 David Grinnage..... 2018  
 Clay Harbor..... 2013-15  
 Micheal Spurlock..... 2012  
 Zach Miller..... 2009-11  
 Dennis Northcutt..... 2007-08  
 Brian Jones..... 2004-05  
 Troy Edwards..... 2003  
 Micah Ross..... 2001-03  
 Alvis Whitted..... 1998-2001  
 Derek Brown..... 1995-97

## 87

Josh Pederson..... 2023  
 Tyler Davis..... 2020-21  
 Geoff Swaim..... 2019  
 Blake Bell..... 2018  
 Neal Sterling..... 2015-16  
 Allen Reisner..... 2013  
 Kevin Elliott..... 2012  
 Jarett Dillard..... 2009-2011  
 George Wrihghster..... 2003-08  
 Jimmy Redmond..... 2002  
 Keenan McCardell..... 1996-2001  
 Cedric Tillman..... 1995

## 88

Jeff Cotton Jr..... 2021  
 Tyler Eifert..... 2020  
 Seth DeValve..... 2019  
 Allen Hurns..... 2014-17  
 Danny Noble..... 2013  
 Zach Potter..... 2009-12  
 Joe Zelenka..... 2002-08  
 Damon Jones..... 1997-2001  
 Kendrick Bullard..... 1996  
 Ty Hallock..... 1996  
 Craig Keith..... 1995

## 89

Luke Farrell..... 2021-23  
 Josh Oliver..... 2019  
 Austin Seferian-Jenkins..... 2018  
 Mercedes Lewis..... 2006-17  
 Chris Luzar..... 2002-03  
 Ryan Prince..... 2001  
 Randal Williams..... 2001  
 Emanuel Smith..... 2000  
 Troy Sadowski..... 1998  
 Curtis Marsh..... 1995-96

## 90

Angelo Blackson..... 2023  
 Malcolm Brown..... 2021  
 Taven Bryan..... 2018-21  
 Malik Jackson..... 2016  
 Andre Branch..... 2012-15  
 Matt Roth..... 2011  
 C.J. Mosley..... 2010  
 Julius Williams..... 2009  
 Mkristo Bruce..... 2008  
 Grady Jackson..... 2007  
 James Wyche..... 2006  
 Derrick Ransom..... 2004  
 Tony Brackens..... 1996-2003  
 James Williams..... 1995

## 91

Dawuane Smoot..... 2021-23  
 Yannick Ngakoue..... 2016-19  
 Chris Clemons..... 2014-15  
 Abry Jones..... 2013  
 George Selvie..... 2011-12  
 Derrick Harvey..... 2008-10  
 Kenny Pettway..... 2007  
 Anthony Maddox..... 2004-05  
 Marco Coleman..... 2002  
 Seth Payne..... 1997-01  
 Paul Frase..... 1995-96

## 92

Esezi Otomewo..... 2023  
 Jordan Smith..... 2021  
 Caraun Reid..... 2019  
 Lyndon Johnson..... 2018  
 Sheldon Day..... 2016  
 Don Davey..... 1995-98  
 James Roberson..... 1999  
 Rob Meier..... 2000-09  
 Austen Lane..... 2010-12  
 Brandon Deaderick..... 2013  
 Ziggy Hood..... 2014

## 93

Tyler Lacy..... 2023  
 Daniel Ross..... 2020-21  
 Calais Campbell..... 2017-19  
 Tyson Alualu..... 2010-16

Greg Peterson..... 2009  
 Quentin Groves..... 2008  
 Bobby McCray..... 2004-07  
 Stalin Colinet..... 2002  
 Javor Mills..... 2002  
 Emarlos Leroy..... 2000  
 Kevin Landolt..... 1999  
 Jose White..... 1998  
 Esera Tualo..... 1997  
 Ernie Logan..... 1995-96

## 94

Folorunso Fatukasi..... 2022-23  
 Dawuane Smoot..... 2017-20  
 Jeremy Mincey..... 2006-08, 2010-13  
 Jeremy Navarre..... 2009  
 Montavious Stanley..... 2006  
 Jim Davis..... 2005-06  
 Lionel Barnes..... 2003-04  
 Larry Smith..... 1999-2002  
 Kelvin Pritchett..... 1995-98

## 95

Roy Robertson-Harris..... 2021-23  
 Abry Jones..... 2014-20  
 D'Anthony Smith..... 2012  
 Corvey Irvin..... 2011  
 Montavious Stanley..... 2009  
 Paul Spicer..... 2000-08  
 Bryce Paup..... 1998-99  
 Jose White..... 1997  
 Mike Thompson..... 1995

## 96

Adam Gotsis..... 2020-23  
 Michael Bennett..... 2015-17  
 Jordan Miller..... 2013  
 Terrance Knighton..... 2009-12  
 Tony McDaniel..... 2006-08  
 Willie Blade..... 2004  
 Eddie Freeman..... 2004  
 Matt Leonard..... 2003  
 Chris Combs..... 2002  
 Gary Walker..... 1999-2001  
 Fernando Smith..... 1998  
 Clyde Simmons..... 1996-97  
 Bernard Carter..... 1995  
 Ashley Sheppard..... 1995

## 97

Henry Mondeaux..... 2023  
 Ross Blacklock..... 2023  
 Jay Tufele..... 2021  
 Akeem Spence..... 2019  
 Malik Jackson..... 2017-18  
 Roy Miller III..... 2013-16  
 John Chick..... 2011-12  
 Aaron Morgan..... 2010  
 Reggie Hayward..... 2005-09  
 Brandon Green..... 2003-04  
 Clenton Ballard..... 2002  
 Renaldo Wynn..... 1997-2001  
 Juan Hammonds..... 1996  
 Ray Hall..... 1995

## 98

Corey Peters..... 2022  
 Dontavious Russell..... 2019  
 Chris Smith..... 2014-16  
 Kyle Love..... 2013  
 Jeris Pendleton..... 2012  
 Nate Collins..... 2010-11  
 John Henderson..... 2003-09  
 David Richie..... 2000  
 Regan Upshaw..... 1999  
 Jabbar Threats..... 1997-98  
 Corey Mayfield..... 1995

## 99

Jeremiah Ledbetter..... 2022-23  
 Daniel Ekuale..... 2020  
 Marcell Dareus..... 2017-19  
 Sen'Derrick Marks..... 2013-16  
 C.J. Mosley..... 2011-12  
 Landon Cohen..... 2010  
 Atiyah Ellison..... 2008-09  
 Marcus Stroud..... 2001-07  
 Joel Smeenge..... 1995-2000

(active one or more games on the 53-man roster)





# YEAR-BY-YEAR RESULTS

## 1995

**Record:** 4-12 (.250) • **Home:** 2-6 (.250) • **Away:** 2-6 (.250)  
 5th AFC Central • **vs. Division:** 4-4 (.500) • **vs. Conference:** 4-8 (.333)  
**Head Coach:** Tom Coughlin

Date	Opponent	Result	Attendance
Sept. 3	Houston Oilers	L, 10-3	72,363
Sept. 10	at Cincinnati Bengals	L, 24-17	48,318
Sept. 17	at New York Jets	L, 27-10	49,970
Sept. 24	Green Bay Packers	L, 24-14	66,744
Oct. 1	at Houston Oilers	W, 17-16	36,346
Oct. 8	Pittsburgh Steelers	W, 20-16	72,042
Oct. 15	Chicago Bears	L, 30-27	72,020
Oct. 22	at Cleveland Browns	W, 23-15	64,405
Oct. 29	at Pittsburgh Steelers	L, 24-7	54,516
[WEEK 10 - BYE WEEK]			
Nov. 12	Seattle Seahawks	L, 47-30	71,290
Nov. 19	at Tampa Bay Buccaneers	L, 17-16	71,629
Nov. 26	Cincinnati Bengals	L, 17-13	68,249
Dec. 3	at Denver Broncos	L, 31-23	72,231
Dec. 10	Indianapolis Colts	L, 41-31	66,099
Dec. 17	at Detroit Lions	L, 44-0	70,204
Dec. 24	Cleveland Browns	W, 24-21	66,007

## 1996

**Record:** 9-7 (.563) • **Home:** 7-1 (.875) • **Away:** 2-6 (.250)  
 2nd AFC Central • **vs. Division:** 5-3 (.625) • **vs. Conference:** 7-5 (.583)  
**Head Coach:** Tom Coughlin

Date	Opponent	Result	Attendance
Sept. 1	Pittsburgh Steelers	W, 24-9	70,210
Sept. 8	Houston Oilers	L, 34-27	66,468
Sept. 15	at Oakland Raiders	L, 17-3	46,291
Sept. 22	at New England	L, 28-25 (OT)	59,446
Sept. 29	Carolina Panthers	W, 24-14	71,537
Oct. 6	at New Orleans Saints	L, 17-13	34,231
Oct. 13	New York Jets	W, 21-17	65,699
Oct. 20	at St. Louis Rams	L, 17-14	60,066
Oct. 27	at Cincinnati Bengals	L, 28-21	45,890
[WEEK 10 - BYE WEEK]			
Nov. 10	Baltimore Ravens	W, 30-27	64,628
Nov. 17	at Pittsburgh Steelers	L, 28-3	58,879
Nov. 24	at Baltimore Ravens	W, 28-25 (OT)	57,384
Dec. 1	Cincinnati Bengals	W, 30-27	57,408
Dec. 8	at Houston Oilers	W, 23-17	20,196
Dec. 15	Seattle Seahawks	W, 20-13	66,134
Dec. 22	Atlanta Falcons	W, 19-17	71,449

**Dec. 28** at **Buffalo Bills** **AFC Wild Card game** W, 30-27 70,213

**Jan. 4** at **Denver Broncos** **AFC Divisional game** W, 30-27 75,678

**Jan. 12** at **New England Patriots** **AFC Championship game** L, 20-6 60,190

## 1997

**Record:** 11-5 (.688) • **Home:** 7-1 (.875) • **Away:** 4-4 (.500)  
 2nd AFC Central • **vs. Division:** 6-2 (.750) • **vs. Conference:** 9-3 (.750)  
**Head Coach:** Tom Coughlin

Date	Opponent	Result	Attendance
Aug. 31	at Baltimore Ravens	W, 28-27	61,018
Sept. 7	New York Giants	W, 40-13	70,581
[WEEK 3 - BYE WEEK]			
Sept. 22	Pittsburgh Steelers	W, 30-21	73,016
Sept. 28	at Washington	L, 24-12	74,421
Oct. 5	Cincinnati Bengals	W, 21-13	67,128
Oct. 12	Philadelphia Eagles	W, 38-21	69,150
Oct. 19	at Dallas Cowboys	L, 26-22	64,464
Oct. 26	at Pittsburgh Steelers	L, 23-17 (OT)	57,011
Nov. 2	at Tennessee Oilers	W, 30-24	27,208
Nov. 9	Kansas City Chiefs	W, 24-10	70,444
Nov. 16	Tennessee Oilers	W, 17-9	70,070
Nov. 23	at Cincinnati Bengals	L, 31-26	55,158
Nov. 30	Baltimore Ravens	W, 29-27	63,712
Dec. 7	New England Patriots	L, 26-20	73,446
Dec. 14	at Buffalo Bills	W, 20-14	41,231
Dec. 21	at Oakland Raiders	W, 20-9	40,032
<b>Dec. 27</b>	at <b>Denver Broncos</b>	<b>AFC Wild Card Playoff game</b> L, 42-17	74,481

## 1998

**Record:** 11-5 (.688) • **Home:** 7-1 (.875) • **Away:** 4-4 (.500)  
 1st AFC Central • **vs. Division:** 6-2 (.750) • **vs. Conference:** 8-4 (.667)  
**Head Coach:** Tom Coughlin

Date	Opponent	Result	Attendance
Sept. 6	at Chicago Bears	W, 24-23	55,614
Sept. 13	Kansas City Chiefs	W, 21-16	69,821
Sept. 20	Baltimore Ravens	W, 24-10	67,069
Sept. 27	at Tennessee Oilers	W, 27-22	34,656
[WEEK 5 - BYE WEEK]			
Oct. 12	Miami Dolphins	W, 28-21	74,051
Oct. 18	at Buffalo Bills	L, 17-16	77,635
Oct. 25	at Denver Broncos	L, 37-24	75,217
Nov. 1	at Baltimore Ravens	W, 45-19	68,915
Nov. 8	Cincinnati Bengals	W, 24-11	67,040
Nov. 15	Tampa Bay Buccaneers	W, 29-24	72,974
Nov. 22	at Pittsburgh Steelers	L, 30-15	59,124
Nov. 29	at Cincinnati Bengals	W, 34-17	55,432
Dec. 6	Detroit Lions	W, 37-22	70,717
Dec. 13	Tennessee Oilers	L, 16-13	65,657
Dec. 20	at Minnesota Vikings	L, 50-10	64,363
Dec. 28	Pittsburgh Steelers	W, 21-3	74,143

**Jan. 3** **AFC Wild Card game** at **New England Patriots** W, 25-10 71,139

**Jan. 10** **AFC Divisional game** at **New York Jets** L, 34-24 78,817

## 1999

**Record:** 14-2 (.875) • **Home:** 7-1 (.875) • **Away:** 7-1 (.875)  
 1st AFC Central • **vs. Division:** 8-2 (.800) • **vs. Conference:** 10-2 (.833)  
**Head Coach:** Tom Coughlin

Date	Opponent	Result	Attendance
Sept. 12	San Francisco 49ers	W, 41-3	68,678
Sept. 19	at Carolina Panthers	W, 22-20	64,261
Sept. 26	Tennessee Titans	L, 20-19	61,502
Oct. 3	at Pittsburgh Steelers	W, 17-3	57,308
Oct. 11	at New York Jets	W, 16-6	78,216
Oct. 17	Cleveland Browns	W, 24-7	62,047
[WEEK 7 - BYE WEEK]			
Oct. 31	at Cincinnati Bengals	W, 41-10	49,138
Nov. 7	at Atlanta Falcons	W, 30-7	68,466
Nov. 14	Baltimore Ravens	W, 6-3	67,391
Nov. 21	New Orleans Saints	W, 41-23	69,772
Nov. 28	at Baltimore Ravens	W, 30-23	68,428
Dec. 2	Pittsburgh Steelers	W, 20-6	68,806
Dec. 13	Denver Broncos	W, 27-24	71,357
Dec. 19	at Cleveland Browns	W, 24-14	72,038
Dec. 26	at Tennessee Titans	L, 41-14	66,641
Jan. 2	Cincinnati Bengals	W, 24-7	70,532

**Jan. 15** **AFC Divisional game** **Miami Dolphins** W, 62-7 75,173

**Jan. 23** **AFC Championship game** **Tennessee Titans** L, 33-14 75,206

## 2000

**Record:** 7-9 (.438) • **Home:** 4-4 (.500) • **Away:** 3-5 (.375)  
 4th AFC Central • **vs. Division:** 5-5 (.500) • **vs. Conference:** 5-7 (.417)  
**Head Coach:** Tom Coughlin

Date	Opponent	Result	Attendance
Sept. 3	at Cleveland Browns	W, 27-7	72,418
Sept. 10	at Baltimore Ravens	L, 39-36	68,843
Sept. 17	Cincinnati Bengals	W, 13-0	45,653
Sept. 25	at Indianapolis Colts	L, 43-14	56,816
Oct. 1	Pittsburgh Steelers	L, 24-13	64,351
Oct. 8	Baltimore Ravens	L, 15-10	65,194
Oct. 16	at Tennessee Titans	L, 27-13	68,498
Oct. 22	Washington	L, 35-16	69,061
Oct. 29	at Dallas Cowboys	W, 23-17 (OT)	63,554
[WEEK 10 - BYE WEEK]			
Nov. 12	Seattle Seahawks	L, 28-21	68,063
Nov. 19	at Pittsburgh Steelers	W, 34-24	50,925



# YEAR-BY-YEAR RESULTS

Nov. 26		Tennessee Titans	W, 16-13	65,454
Dec. 3		Cleveland Browns	W, 48-0	51,262
Dec. 10		Arizona Cardinals	W, 44-10	53,472
Dec. 17	at	Cincinnati Bengals	L, 17-14	50,469
Dec. 23	at	New York Giants	L, 28-15	77,924

## 2001

Record: 6-10 (.375) • Home: 3-5 (.375) • Away: 3-5 (.375)  
5th AFC Central • vs. Division: 5-5 (.500) • vs. Conference: 5-8 (.385)  
Head Coach: Tom Coughlin

Date		Opponent	Result	Attendance
Sept. 9		Pittsburgh Steelers	W, 21-3	63,785
Sept. 23		Tennessee Titans	W, 13-6	65,994
Sept. 30		Cleveland Browns	L, 23-14	57,875
Oct. 7	at	Seattle Seahawks	L, 24-15	54,524
[WEEK 5 - BYE WEEK]				
Oct. 18		Buffalo Bills	L, 13-10	58,893
Oct. 28	at	Baltimore Ravens	L, 18-17	69,439
Nov. 4	at	Tennessee Titans	L, 28-24	68,798
Nov. 11		Cincinnati Bengals	W, 30-13	57,161
Nov. 18	at	Pittsburgh Steelers	L, 20-7	62,644
Nov. 25		Baltimore Ravens	L, 24-21	53,530
Dec. 3		Green Bay Packers	L, 28-21	66,908
Dec. 9	at	Cincinnati Bengals	W, 14-10	44,920
Dec. 16	at	Cleveland Browns	W, 15-10	72,818
Dec. 23	at	Minnesota Vikings	W, 33-3	64,150
Dec. 30		Kansas City Chiefs	L, 30-26	59,396
Jan. 6	at	Chicago Bears	L, 33-13	66,944

• TV blackout

## 2002

Record: 6-10 (.375) • Home: 3-5 (.375) • Away: 3-5 (.375)  
3rd AFC South • vs. Division: 1-5 (.167) • vs. Conference: 4-8 (.333)  
Head Coach: Tom Coughlin

Date		Opponent	Result	Attendance
Sept. 8		Indianapolis Colts	L, 28-25	56,595
Sept. 15	at	Kansas City Chiefs	W, 23-16	77,934
[WEEK 3 - BYE WEEK]				
Sept. 29		New York Jets	W, 28-3	55,670
Oct. 6		Philadelphia Eagles	W, 28-25	65,005
Oct. 13	at	Tennessee Titans	L, 23-14	68,804
Oct. 20	at	Baltimore Ravens	L, 17-10	69,173
Oct. 27		Houston Texans	L, 21-19	53,721
Nov. 3	at	New York Giants	L, 24-17	78,337
Nov. 10		Washington	W, 26-7	66,665
Nov. 17	at	Houston Texans	W, 24-21	69,711
Nov. 24	at	Dallas Cowboys	L, 21-19	62,204
Dec. 1		Pittsburgh Steelers	L, 25-23	55,260
Dec. 8		Cleveland Browns	L, 21-20	46,267
Dec. 15	at	Cincinnati Bengals	W, 29-15	42,092
Dec. 22		Tennessee Titans	L, 28-10	51,033
Dec. 29	at	Indianapolis Colts	L, 20-13	56,755

• TV blackout

## 2003

Record: 5-11 (.313) • Home: 5-3 (.625) • Away: 0-8 (.000)  
3rd AFC South • vs. Division: 2-4 (.333) • vs. Conference: 3-9 (.250)  
Head Coach: Jack Del Rio

Date		Opponent	Result	Attendance
Sept. 7	at	Carolina Panthers	L, 24-23	72,134
Sept. 14		Buffalo Bills	L, 38-17	58,613
Sept. 21	at	Indianapolis Colts	L, 23-13	55,770
Sept. 28	at	Houston Texans	L, 24-20	70,041
Oct. 5		San Diego Chargers	W, 27-21	48,954
Oct. 12		Miami Dolphins	L, 24-10	66,437
[WEEK 7 - BYE WEEK]				
Oct. 26		Tennessee Titans	L, 30-17	55,918
Nov. 2	at	Baltimore Ravens	L, 24-17	69,486
Nov. 9		Indianapolis Colts	W, 28-23	45,037
Nov. 16	at	Tennessee Titans	L, 10-3	68,809
Nov. 23	at	New York Jets	L, 13-10	77,614
Nov. 30		Tampa Bay Buccaneers	W, 17-10	60,543
Dec. 7		Houston Texans	W, 27-0	43,363
Dec. 14	at	New England Patriots	L, 27-13	68,436
Dec. 21		New Orleans Saints	W, 20-19	49,207
Dec. 28	at	Atlanta Falcons	L, 21-14	70,266

• TV blackout

## 2004

Record: 9-7 (.563) • Home: 4-4 (.500) • Away: 5-3 (.625)  
2nd AFC South • vs. Division: 2-4 (.333) • vs. Conference: 6-6 (.500)  
Head Coach: Jack Del Rio

Date		Opponent	Result	Attendance
Sept. 12	at	Buffalo Bills	W, 13-10	72,389
Sept. 19		Denver Broncos	W, 7-6	69,127
Sept. 26	at	Tennessee Titans	W, 15-12	68,932
Oct. 3		Indianapolis Colts	L, 24-17	73,114
Oct. 10	at	San Diego Chargers	L, 34-21	52,101
Oct. 17		Kansas City Chiefs	W, 22-16	66,413
Oct. 24	at	Indianapolis Colts	W, 27-24	56,615
Oct. 31	at	Houston Texans	L, 20-6	70,502
[WEEK 9 - BYE WEEK]				
Nov. 14		Detroit Lions	W, 23-17 (OT)	66,431
Nov. 21		Tennessee Titans	L, 18-15	69,703
Nov. 28	at	Minnesota Vikings	L, 27-16	64,004
Dec. 5		Pittsburgh Steelers	L, 17-16	76,877
Dec. 12		Chicago Bears	W, 22-3	67,572
Dec. 19	at	Green Bay Packers	W, 28-25	70,437
Dec. 26		Houston Texans	L, 21-0	66,227
Jan. 2	at	Oakland Raiders	W, 13-6	41,112

• TV blackout

## 2005

Record: 12-4 (.750) • Home: 6-2 (.750) • Away: 6-2 (.750)  
2nd AFC South • vs. Division: 4-2 (.667) • vs. Conference: 9-3 (.750)  
Head Coach: Jack Del Rio

Date		Opponent	Result	Attendance
Sept. 11		Seattle Seahawks	W, 26-14	65,204
Sept. 18	at	Indianapolis Colts	L, 10-3	56,460
Sept. 25	at	New York Jets	W, 26-20 (OT)	77,422
Oct. 2		Denver Broncos	L, 20-7	66,045
Oct. 9		Cincinnati Bengals	W, 23-20	66,137
Oct. 16	at	Pittsburgh Steelers	W, 23-17 (OT)	63,891
[WEEK 7 - BYE WEEK]				
Oct. 30	at	St. Louis Rams	L, 24-21	65,251
Nov. 6		Houston Texans	W, 21-14	64,613
Nov. 13		Baltimore Ravens	W, 30-3	66,107
Nov. 20	at	Tennessee Titans	W, 31-28	69,149
Nov. 27	at	Arizona Cardinals	W, 24-17	37,198
Dec. 4	at	Cleveland Browns	W, 20-14	70,941
Dec. 11		Indianapolis Colts	L, 26-18	67,164
Dec. 18		San Francisco 49ers	W, 10-9	64,764
Dec. 24	at	Houston Texans	W, 30-20	70,025
Jan. 1		Tennessee Titans	W, 40-13	64,485

AFC Wild Card game

Jan. 7	at	New England Patriots	L, 28-3	68,756
--------	----	----------------------	---------	--------

## 2006

Record: 8-8 (.500) • Home: 6-2 (.750) • Away: 2-6 (.250)  
3rd AFC South • vs. Division: 2-4 (.333) • vs. Conference: 5-7 (.417)  
Head Coach: Jack Del Rio

Date		Opponent	Result	Attendance
Sept. 10		Dallas Cowboys	W, 24-17	67,164
Sept. 18		Pittsburgh Steelers	W, 9-0	67,164
Sept. 24	at	Indianapolis Colts	L, 21-14	57,041
Oct. 1	at	Washington	L, 36-30 (OT)	89,450
Oct. 8		New York Jets	W, 41-0	66,604
[WEEK 6 - BYE WEEK]				
Oct. 22	at	Houston Texans	L, 27-7	70,035
Oct. 29	at	Philadelphia Eagles	W, 13-6	69,249
Nov. 5		Tennessee Titans	W, 37-7	66,524
Nov. 12		Houston Texans	L, 13-10	65,918
Nov. 20		New York Giants	W, 26-10	67,164
Nov. 26	at	Buffalo Bills	L, 27-24	63,608
Dec. 3	at	Miami Dolphins	W, 24-10	73,160
Dec. 10		Indianapolis Colts	W, 44-17	67,164
Dec. 17	at	Tennessee Titans	L, 24-17	69,143
Dec. 24		New England Patriots	L, 24-21	67,164
Dec. 31	at	Kansas City Chiefs	L, 35-30	77,500



# YEAR-BY-YEAR RESULTS

## 2007

**Record:** 11-5 (.688) • **Home:** 6-2 (.750) • **Away:** 5-3 (.625)  
 2nd AFC South • **vs. Division:** 2-4 (.333) • **vs. Conference:** 8-4 (.667)  
**Head Coach:** Jack Del Rio

Date	Opponent	Result	Attendance
Sept. 9	Tennessee Titans	L, 13-10	65,437
Sept. 16	Atlanta Falcons	W, 13-7	61,821
Sept. 23	at Denver Broncos	W, 23-14	76,463
[WEEK 4 - BYE WEEK]			
Oct. 7	at Kansas City Chiefs	W, 17-7	76,917
Oct. 14	Houston Texans	W, 37-17	63,715
Oct. 22	Indianapolis Colts	L, 29-7	67,164
Oct. 28	at Tampa Bay Buccaneers	W, 24-23	65,133
Nov. 4	at New Orleans Saints	L, 41-24	70,009
Nov. 11	at Tennessee Titans	W, 28-13	69,143
Nov. 18	San Diego Chargers	W, 24-17	66,732
Nov. 25	Buffalo Bills	W, 36-14	64,546
Dec. 2	at Indianapolis Colts	L, 28-25	57,302
Dec. 9	Carolina Panthers	W, 37-6	66,090
Dec. 16	at Pittsburgh Steelers	W, 29-22	58,793
Dec. 23	Oakland Raiders	W, 49-11	66,905
Dec. 30	at Houston Texans	L, 42-28	70,660

Jan. 5 at **AFC Wild Card game** Pittsburgh Steelers W, 31-29 63,629

Jan. 12 at **AFC Divisional game** New England Patriots L, 31-20 68,756

• TV blackout

## 2008

**Record:** 5-11 (.313) • **Home:** 2-6 (.250) • **Away:** 3-5 (.375)  
 4th AFC South • **vs. Division:** 2-4 (.333) • **vs. Conference:** 3-9 (.250)  
**Head Coach:** Jack Del Rio

Date	Opponent	Result	Attendance
Sept. 7	at Tennessee Titans	L, 17-20	69,143
Sept. 14	Buffalo Bills	L, 20-16	65,167
Sept. 21	at Indianapolis Colts	W, 23-21	65,938
Sept. 28	Houston Texans	W, 30-27 (OT)	64,061
Oct. 5	Pittsburgh Steelers	L, 26-21	65,908
Oct. 12	at Denver Broncos	W, 24-17	75,674
[WEEK 7 - BYE WEEK]			
Oct. 26	Cleveland Browns	L, 23-17	64,775
Nov. 2	at Cincinnati Bengals	L, 21-19	64,238
Nov. 9	at Detroit Lions	W, 38-14	52,631
Nov. 16	Tennessee Titans	L, 24-14	65,258
Nov. 23	Minnesota Vikings	L, 30-12	65,064
Dec. 1	at Houston Texans	L, 30-17	70,809
Dec. 7	at Chicago Bears	L, 23-10	61,736
Dec. 14	Green Bay Packers	W, 20-16	65,457
Dec. 18	Indianapolis Colts	L, 31-24	65,648
Dec. 28	at Baltimore Ravens	L, 27-7	71,366

## 2009

**Record:** 7-9 (.438) • **Home:** 5-3 (.625) • **Away:** 2-6 (.250)  
 4th AFC South • **vs. Division:** 3-3 (.500) • **vs. Conference:** 6-6 (.500)  
**Head Coach:** Jack Del Rio

Date	Opponent	Result	Attendance
Sept. 13	at Indianapolis Colts	L, 14-12	65,757
Sept. 20	Arizona Cardinals	L, 31-17	46,520
Sept. 27	at Houston Texans	W, 31-24	70,083
Oct. 4	Tennessee Titans	W, 37-17	49,014
Oct. 11	at Seattle Seahawks	L, 41-0	67,228
Oct. 18	St. Louis Rams	W, 23-20 (OT)	42,088
[WEEK 7 - BYE WEEK]			
Nov. 1	at Tennessee Titans	L, 30-13	69,143
Nov. 8	Kansas City Chiefs	W, 24-21	45,546
Nov. 15	at New York Jets	W, 24-22	76,313
Nov. 22	Buffalo Bills	W, 18-15	47,757
Nov. 29	at San Francisco 49ers	L, 20-3	69,732
Dec. 6	Houston Texans	W, 23-18	42,079
Dec. 13	Miami Dolphins	L, 14-10	60,457
Dec. 17	Indianapolis Colts	L, 35-31	63,753
Dec. 27	at New England Patriots	L, 35-7	68,756
Jan. 3	at Cleveland Browns	L, 23-17	66,935

• TV blackout

## 2010

**Record:** 8-8 (.500) • **Home:** 5-3 (.625) • **Away:** 3-5 (.375)  
 2nd AFC South • **vs. Division:** 3-3 (.500) • **vs. Conference:** 7-5 (.583)  
**Head Coach:** Jack Del Rio

Date	Opponent	Result	Attendance
Sept. 12	Denver Broncos	W, 24-17	63,636
Sept. 19	at San Diego Chargers	L, 38-13	62,691
Sept. 26	Philadelphia Eagles	L, 28-3	63,256
Oct. 3	Indianapolis Colts	W, 31-28	63,111
Oct. 10	at Buffalo Bills	W, 36-26	58,304
Oct. 18	Tennessee Titans	L, 30-3	63,625
Oct. 24	at Kansas City Chiefs	L, 42-20	69,105
Oct. 31	at Dallas Cowboys	W, 35-17	81,395
[WEEK 9 - BYE WEEK]			
Nov. 14	Houston Texans	W, 31-24	62,340
Nov. 21	Cleveland Browns	W, 24-20	62,254
Nov. 28	at New York Giants	L, 24-20	78,533
Dec. 5	at Tennessee Titans	W, 17-6	69,143
Dec. 12	Oakland Raiders	W, 38-31	62,570
Dec. 18	at Indianapolis Colts	L, 34-24	67,147
Dec. 26	Washington	L, 20-17 (OT)	63,470
Jan. 2	at Houston Texans	L, 34-17	71,023

## 2011

**Record:** 5-11 (.313) • **Home:** 4-4 (.500) • **Away:** 1-7 (.125)  
 3rd AFC South • **vs. Division:** 3-3 (.500) • **vs. Conference:** 4-8 (.333)  
**Head Coach:** Jack Del Rio (3-8, .273)

Date	Opponent	Result	Attendance
Sept. 11	Tennessee Titans	W, 16-14	61,619
Sept. 19	at New York Jets	L, 32-3	78,834
Sept. 26	at Carolina Panthers	L, 16-10	71,704
Oct. 2	New Orleans Saints	L, 23-10	62,471
Oct. 9	Cincinnati Bengals	L, 30-20	61,799
Oct. 16	at Pittsburgh Steelers	L, 17-13	62,934
Oct. 24	Baltimore Ravens	W, 12-7	62,976
Oct. 30	at Houston Texans	L, 24-14	71,412
[WEEK 9 - BYE WEEK]			
Nov. 13	at Indianapolis Colts	W, 17-3	64,619
Nov. 20	at Cleveland Browns	L, 14-10	63,498
Nov. 27	Houston Texans	L, 20-13	62,004

**Head Coach:** Mel Tucker (2-3, .400)

Dec. 5	San Diego Chargers	L, 38-14	62,743
Dec. 11	Tampa Bay Buccaneers	W, 41-14	62,562
Dec. 15	at Atlanta Falcons	L, 41-14	68,856
Dec. 24	at Tennessee Titans	L, 23-17	69,143
Jan. 1	Indianapolis Colts	W, 19-13	62,481

## 2012

**Record:** 2-14 (.125) • **Home:** 1-7 (.125) • **Away:** 1-7 (.125)  
 4th AFC South • **vs. Division:** 2-4 (.333) • **vs. Conference:** 2-10 (.167)  
**Head Coach:** Mike Mularkey

Date	Opponent	Result	Attendance
Sept. 9	at Minnesota Vikings	L, 26-23 (OT)	56,607
Sept. 16	Houston Texans	L, 27-7	62,907
Sept. 23	at Indianapolis Colts	W, 22-17	63,536
Sept. 30	Cincinnati Bengals	L, 27-10	63,030
Oct. 7	Chicago Bears	L, 41-3	67,012
[WEEK 6 - BYE WEEK]			
Oct. 21	at Oakland Raiders	L, 26-23 (OT)	51,634
Oct. 28	at Green Bay Packers	L, 24-15	70,464
Nov. 4	Detroit Lions	L, 31-14	63,050
Nov. 8	Indianapolis Colts	L, 27-10	63,272
Nov. 18	at Houston Texans	L, 43-37 (OT)	71,676
Nov. 25	Tennessee Titans	W, 24-19	63,323
Dec. 2	at Buffalo Bills	L, 34-18	53,971
Dec. 9	New York Jets	L, 17-10	67,027
Dec. 16	at Miami Dolphins	L, 24-3	53,667
Dec. 23	New England Patriots	L, 23-16	70,251
Dec. 30	at Tennessee Titans	L, 38-20	69,143

## 2013

**Record:** 4-12 (.250) • **Home:** 1-7 (.125) • **Away:** 3-5 (.375)  
 3rd AFC South • **vs. Division:** 3-3 (.500) • **vs. Conference:** 4-8 (.333)  
**Head Coach:** Gus Bradley

Date	Opponent	Result	Attendance
Sept. 8	Kansas City Chiefs	L, 28-2	59,416





# YEAR-BY-YEAR RESULTS

Sept. 15	at	Oakland Raiders	L, 19-9	49,400
Sept. 22	at	Seattle Seahawks	L, 45-17	68,087
Sept. 29		Indianapolis Colts	L, 37-3	59,695
Oct. 6	at	St. Louis Rams	L, 34-20	54,266
Oct. 13	at	Denver Broncos	L, 35-19	76,862
Oct. 20		San Diego Chargers	L, 24-6	59,550
Oct. 27		San Francisco 49ers*	L, 42-10	83,559
[WEEK 9 - BYE WEEK]				
Nov. 10	at	Tennessee Titans	W, 29-27	69,143
Nov. 17		Arizona Cardinals	L, 27-14	59,862
Nov. 24	at	Houston Texans	W, 13-6	71,659
Dec. 1	at	Cleveland Browns	W, 32-28	69,654
Dec. 5		Houston Texans	W, 27-20	60,414
Dec. 15		Buffalo Bills	L, 27-20	60,085
Dec. 22		Tennessee Titans	L, 20-16	60,559
Dec. 29	at	Indianapolis Colts	L, 30-10	66,008

\* Wembley Stadium in London, U.K.

## 2014

**Record:** 3-13 (.188) • **Home:** 3-5 (.375) • **Away:** 0-8 (.000)  
3rd AFC South • **vs. Division:** 1-5 (.167) • **vs. Conference:** 2-10 (.167)  
**Head Coach:** Gus Bradley

Date	Opponent	Result	Attendance	
Sept. 7	at Philadelphia Eagles	L, 34-17	69,596	
Sept. 14	at Washington	L, 41-10	80,037	
Sept. 21	Indianapolis Colts	L, 44-17	60,601	
Sept. 28	at San Diego Chargers	L, 33-14	56,553	
Oct. 5	Pittsburgh Steelers	L, 17-9	66,198	
Oct. 12	at Tennessee Titans	L, 16-14	69,143	
Oct. 19	Cleveland Browns	W, 24-6	61,341	
Oct. 26	Miami Dolphins	L, 27-13	65,633	
Nov. 2	at Cincinnati Bengals	L, 33-23	60,057	
Nov. 9	Dallas Cowboys*	L, 31-17	83,603	
[WEEK 11 - BYE WEEK]				
Nov. 23	at Indianapolis Colts	L, 23-3	64,328	
Nov. 30	New York Giants	W, 25-24	64,687	
Dec. 7	Houston Texans	L, 27-13	61,070	
Dec. 14	at Baltimore Ravens	L, 20-12	70,801	
Dec. 18	Tennessee Titans	W, 21-13	61,202	
Dec. 28	at Houston Texans	L, 23-17	71,777	

\* Wembley Stadium in London, U.K.

## 2015

**Record:** 5-11 (.313) • **Home:** 4-4 (.500) • **Away:** 1-7 (.125)  
3rd AFC South • **vs. Division:** 2-4 (.333) • **vs. Conference:** 5-7 (.417)  
**Head Coach:** Gus Bradley

Date	Opponent	Result	Attendance	
Sept. 13	Carolina Panthers	L, 20-9	60,733	
Sept. 20	Miami Dolphins	W, 23-20	65,443	
Sept. 27	at New England Patriots	L, 51-17	66,829	
Oct. 4	at Indianapolis Colts	L, 16-13 (OT)	65,609	
Oct. 11	at Tampa Bay Buccaneers	L, 38-17	58,490	
Oct. 18	Houston Texans	L, 31-20	58,085	
Oct. 25	Buffalo Bills*	W, 34-31	84,021	
[WEEK 8 - BYE WEEK]				
Nov. 8	at New York Jets	L, 28-23	78,160	
Nov. 15	at Baltimore Ravens	W, 22-20	70,837	
Nov. 19	Tennessee Titans	W, 19-13	60,121	
Nov. 29	San Diego Chargers	L, 31-25	59,477	
Dec. 6	at Tennessee Titans	L, 42-39	57,355	
Dec. 13	Indianapolis Colts	W, 51-16	62,372	
Dec. 20	Atlanta Falcons	L, 23-17	64,016	
Dec. 27	at New Orleans Saints	L, 38-27	73,064	
Jan. 3	at Houston Texans	L, 30-6	71,899	

\* Wembley Stadium in London, U.K.

## 2016

**Record:** 3-13 (.188) • **Home:** 2-6 (.250) • **Away:** 1-7 (.125)  
4th AFC South • **vs. Division:** 2-4 (.333) • **vs. Conference:** 2-10 (.167)

**Head Coach:** Gus Bradley (2-12, .143)

Date	Opponent	Result	Attendance	
Sept. 11	Green Bay Packers	L, 27-23	63,179	
Sept. 18	at San Diego Chargers	L, 38-14	52,165	
Sept. 25	Baltimore Ravens	L, 19-17	60,127	
Oct. 2	Indianapolis Colts*	W, 30-27	83,764	
[WEEK 5 - BYE WEEK]				
Oct. 16	at Chicago Bears	W, 17-16	61,054	
Oct. 23	Oakland Raiders	L, 33-16	62,614	

Oct. 27	at	Tennessee Titans	L, 36-22	61,619
Nov. 6	at	Kansas City Chiefs	L, 10-14	73,294
Nov. 13		Houston Texans	L, 24-21	62,091
Nov. 20	at	Detroit Lions	L, 26-19	61,486
Nov. 27	at	Buffalo Bills	L, 28-21	67,849
Dec. 4		Denver Broncos	L, 20-10	63,075
Dec. 11		Minnesota Vikings	L, 25-16	62,701
Dec. 18	at	Houston Texans	L, 21-20	71,803

**Head Coach:** Doug Marrone (1-1, .500)

Dec. 24		Tennessee Titans	W, 38-17	59,621
Jan. 1	at	Indianapolis Colts	L, 24-20	65,160

\* Wembley Stadium in London, U.K.

## 2017

**Record:** 10-6 (.625) • **Home:** 6-2 (.750) • **Away:** 4-4 (.500)  
1st AFC South • **vs. Division:** 4-2 (.667) • **vs. Conference:** 9-3 (.750)  
**Head Coach:** Doug Marrone

Date	Opponent	Result	Attendance	
Sept. 10	at Houston Texans	W, 29-7	71,710	
Sept. 17	Tennessee Titans	L, 37-16	61,709	
Sept. 24	Baltimore Ravens*	W, 44-7	84,592	
Oct. 1	at New York Jets	L, 23-20 (OT)	77,562	
Oct. 8	at Pittsburgh Steelers	W, 30-9	66,237	
Oct. 15	Los Angeles Rams	L, 27-17	56,232	
Oct. 22	at Indianapolis Colts	W, 27-0	63,104	
[WEEK 8 - BYE WEEK]				
Nov. 5	Cincinnati Bengals	W, 23-7	60,720	
Nov. 12	Los Angeles Chargers	W, 20-17 (OT)	60,835	
Nov. 19	at Cleveland Browns	W, 19-7	57,003	
Nov. 26	at Arizona Cardinals	L, 27-24	63,891	
Dec. 3	Indianapolis Colts	W, 30-10	61,207	
Dec. 10	Seattle Seahawks	W, 30-24	64,431	
Dec. 17	Houston Texans	W, 45-7	64,701	
Dec. 24	at San Francisco 49ers	L, 44-33	70,133	
Dec. 31	at Tennessee Titans	L, 15-10	65,501	

Jan. 7		AFC Wild Card Playoff game		
		Buffalo Bills	W, 10-7	69,442

Jan. 14	at	AFC Divisional Playoff game		
		Pittsburgh Steelers	W, 45-42	64,524

Jan. 21	at	AFC Championship game		
		New England Patriots	L, 24-20	65,878

## 2018

**Record:** 5-11 (.313) • **Home:** 3-5 (.375) • **Away:** 2-6 (.250)  
4th AFC South • **vs. Division:** 1-5 (.167) • **vs. Conference:** 4-8 (.333)  
**Head Coach:** Doug Marrone

Date	Opponent	Result	Attendance	
Sept. 9	at New York Giants	W, 20-15	77,992	
Sept. 16	New England Patriots	W, 31-20	68,527	
Sept. 23	Tennessee Titans	L, 9-6	64,015	
Sept. 29	New York Jets	W, 31-12	65,353	
Oct. 7	at Kansas City Chiefs	L, 30-14	75,289	
Oct. 14	at Dallas Cowboys	L, 40-7	90,767	
Oct. 21	Houston Texans	L, 20-7	66,534	
Oct. 28	Philadelphia Eagles*	L, 24-18	85,870	
[WEEK 9 - BYE WEEK]				
Nov. 11	at Indianapolis Colts	L, 29-26	57,473	
Nov. 18	Pittsburgh Steelers	L, 20-16	67,683	
Nov. 25	at Buffalo Bills	L, 24-21	57,799	
Dec. 2	Indianapolis Colts	W, 6-0	67,030	
Dec. 6	at Tennessee Titans	L, 30-9	60,344	
Dec. 16	Washington	L, 16-13	67,577	
Dec. 23	at Miami Dolphins	W, 17-7	65,798	
Dec. 30	at Houston Texans	L, 20-3	71,848	

\* Wembley Stadium in London, U.K.



# YEAR-BY-YEAR RESULTS

## 2019

**Record:** 6-10 (.375) • **Home:** 3-5 (.375) • **Away:** 3-5 (.375)  
**4th AFC South** • **vs. Division:** 2-4 (.333) • **vs. Conference:** 6-6 (.500)  
**Head Coach:** Doug Marrone

Date	Opponent	Result	Attendance
Sept. 8	Kansas City Chiefs	L, 40-26	60,157
Sept. 15	at Houston Texans	L, 13-12	71,651
<b>Sept. 19</b>	<b>Tennessee Titans</b>	<b>W, 20-7</b>	<b>58,613</b>
<b>Sept. 29</b>	<b>at Denver Broncos</b>	<b>W, 26-24</b>	<b>76,219</b>
Oct. 6	at Carolina Panthers	L, 34-27	72,762
Oct. 13	New Orleans Saints	L, 13-6	64,341
<b>Oct. 20</b>	<b>at Cincinnati Bengals</b>	<b>W, 27-17</b>	<b>42,784</b>
Oct. 27	New York Jets	L, 29-15	57,833
Nov. 3	Houston Texans*	L, 26-3	84,771
[WEEK 10 - BYE WEEK]			
Nov. 17	at Indianapolis Colts	L, 33-13	61,986
Nov. 24	at Tennessee Titans	L, 42-20	60,926
Dec. 1	Tampa Bay Buccaneers	L, 28-11	62,633
Dec. 8	Los Angeles Chargers	L, 45-10	57,866
<b>Dec. 15</b>	<b>at Oakland Raiders</b>	<b>W, 20-16</b>	<b>52,788</b>
Dec. 22	at Atlanta Falcons	L, 24-12	70,873
<b>Dec. 29</b>	<b>Indianapolis Colts</b>	<b>W, 38-20</b>	<b>58,472</b>

\* Wembley Stadium in London, U.K.

## 2020

**Head Coach:** Doug Marrone

Date	Opponent	Result	Attendance
<b>Sept. 13</b>	<b>Indianapolis</b>	<b>W, 27-20</b>	<b>14,100</b>
Sept. 20	at Tennessee	L, 33-30	0
Sept. 24	Miami	L, 31-13	16,563
Oct. 4	at Cincinnati	L, 33-25	6,243
Oct. 11	at Houston	L, 30-14	12,413
Oct. 18	Detroit	L, 34-16	14,513
Oct. 25	at Los Angeles Chargers	L, 39-29	0
Nov. 8	Houston	L, 27-25	15,668
Nov. 15	at Green Bay	L, 24-20	0
Nov. 22	Pittsburgh	L, 27-3	17,244
Nov. 29	Cleveland	L, 27-25	15,926
Dec. 6	at Minnesota	L, 27-24	0
Dec. 13	Tennessee	L, 31-10	15,896
Dec. 20	at Baltimore	L, 40-14	0
Dec. 27	Chicago	L, 41-17	17,445
Jan. 3	at Indianapolis	L, 28-14	9,976

## 2021

**Record:** 3-14 (.176) • **Home:** 2-6 (.250) • **Away:** 0-8 (0.0)  
**4th AFC South** • **vs. Division:** 1-5 (.167) • **vs. Conference:** 2-10 (.166)  
**Head Coach:** Urban Meyer (14 games)/Darrell Bevell (3 games)

Date	Opponent	Result	Attendance
Sept. 12	at Houston	L, 37-21	68,105
Sept. 19	Denver	L, 23-13	58,461
Sept. 26	Arizona	L, 31-19	58,012
Sept. 30	at Cincinnati	L, 24-21	63,198
Oct. 10	Tennessee	L, 37-19	58,282
<b>Oct. 17</b>	<b>Miami</b>	<b>W, 23-20</b>	<b>60,784</b>
[WEEK 7 - BYE WEEK]			
Oct. 31	at Seattle	L, 31-7	67,243
<b>Nov. 7</b>	<b>Buffalo</b>	<b>W, 9-6</b>	<b>63,110</b>
Nov. 14	at Indianapolis	L, 23-17	60,622
Nov. 21	San Francisco	L, 30-10	60,268
Nov. 28	Atlanta	L, 21-14	60,031
Dec. 5	at Los Angeles Rams	L, 37-7	70,801
Dec. 12	at Tennessee	L, 20-0	67,808
Dec. 19	Houston	L, 30-16	60,252
Dec. 26	at New York Jets	L, 26-21	67,120
Jan. 2	at New England Patriots	L, 50-10	65,878
<b>Jan. 9</b>	<b>Indianapolis</b>	<b>W, 26-11</b>	<b>60,516</b>

## 2022

**Record:** 9-8 (.529) • **Home:** 5-3 (.625) • **Away:** 4-5 (.444)  
**1st AFC South** • **vs. Division:** 4-2 (.667) • **vs. Conference:** 8-4 (.667)  
**Head Coach:** Doug Pederson

Date	Opponent	Result	Attendance
Sept. 11	at Washington	L, 28-22	58,192
<b>Sept. 18</b>	<b>Indianapolis</b>	<b>W, 24-0</b>	<b>58,360</b>
<b>Sept. 25</b>	<b>at Los Angeles Chargers</b>	<b>W, 38-10</b>	<b>67,964</b>
Oct. 2	at Philadelphia	L, 29-21	69,879
Oct. 9	Houston	L, 13-6	60,018
Oct. 16	at Indianapolis	L, 34-27	65,749
Oct. 23	New York Giants	L, 23-17	65,664
Oct. 30	Denver	L, 21-17	86,215
<b>Nov. 6</b>	<b>Las Vegas</b>	<b>W, 27-20</b>	<b>62,758</b>
Nov. 13	at Kansas City	L, 27-17	73,493
[WEEK 11 - BYE WEEK]			
<b>Nov. 27</b>	<b>Baltimore</b>	<b>W, 28-27</b>	<b>59,560</b>
Dec. 4	at Detroit	L, 40-14	60,743
<b>Dec. 11</b>	<b>at Tennessee</b>	<b>W, 36-22</b>	<b>68,409</b>
<b>Dec. 18</b>	<b>Dallas</b>	<b>W, 40-34</b>	<b>69,050</b>
<b>Dec. 22</b>	<b>at New York Jets</b>	<b>W, 19-3</b>	<b>70,043</b>
<b>Jan. 1</b>	<b>at Houston</b>	<b>W, 31-3</b>	<b>64,581</b>
<b>Jan. 7</b>	<b>Tennessee</b>	<b>W, 20-26</b>	<b>70,050</b>
AFC Wild Card Playoff game			
<b>Jan. 14</b>	<b>Los Angeles Chargers</b>	<b>W, 31-30</b>	<b>70,250</b>
AFC Divisional Playoff game			
Jan. 21	at Kansas City Chiefs	L, 27-20	73,220

## 2023

**Record:** 9-8 (.529) • **Home:** 4-5 (.444) • **Away:** 5-3 (.625)  
**2nd AFC South** • **vs. Division:** 4-2 (.667) • **vs. Conference:** 6-6 (.500)  
**Head Coach:** Doug Pederson

Date	Opponent	Result	Attendance
<b>Sept. 10</b>	<b>at Indianapolis</b>	<b>W, 31-21</b>	<b>65,749</b>
Sept. 17	Kansas City	L, 17-9	69,615
Sept. 24	Houston	L, 37-17	61,466
<b>Oct. 1</b>	<b>Atlanta</b>	<b>W, 23-7</b>	<b>85,716</b>
<b>Oct. 8</b>	<b>at Buffalo</b>	<b>W, 25-20</b>	<b>61,273</b>
<b>Oct. 15</b>	<b>Indianapolis</b>	<b>W, 37-20</b>	<b>64,851</b>
<b>Oct. 19</b>	<b>at New Orleans</b>	<b>W, 31-24</b>	<b>70,009</b>
<b>Oct. 29</b>	<b>at Pittsburgh</b>	<b>W, 20-10</b>	<b>67,225</b>
[WEEK 9 - BYE WEEK]			
Nov. 12	San Francisco	L, 34-3	69,271
<b>Nov. 19</b>	<b>Tennessee</b>	<b>W, 34-14</b>	<b>67,175</b>
<b>Nov. 26</b>	<b>at Houston</b>	<b>W, 24-21</b>	<b>71,324</b>
Dec. 4	Cincinnati	L, 34-31 (OT)	67,951
Dec. 10	at Cleveland	L, 31-27	67,431
Dec. 17	Baltimore	L, 23-7	68,021
Dec. 24	at Tampa Bay	L, 30-12	62,547
<b>Dec. 31</b>	<b>Carolina</b>	<b>W, 26-0</b>	<b>67,215</b>
Jan. 7	at Tennessee	L, 28-20	63,744

## 2024 SCHEDULE NOTES

- The Jaguars will head south to kick off their 2024 regular season campaign against the Miami Dolphins in Week 1. Jacksonville has never played Miami to open a regular season and has played an AFC East opponent in Week 1 once, a 13-10 victory against Buffalo in 2004. This will be the third consecutive year the Jaguars begin the regular season on the road.

- Jacksonville returns to Monday Night Football in 2024 when they visit the Buffalo Bills in Week 3. Head Coach Doug Pederson is 5-3 in his career on Monday Night Football. Jacksonville will play on Monday night in back-to-back seasons for the first time since 2010 and 2011. The Jaguars have won two consecutive games against the Bills dating back to 2021.

- The Jaguars are once again slated to play two games in London, facing the Chicago Bears in Week 6 and New England Patriots in Week 7. Last season, the Jaguars became the first NFL franchise to win consecutive games not played on American soil after they defeated the Atlanta Falcons and Buffalo Bills across the pond. OLB Josh Hines-Allen posted 3.0 sacks against Atlanta and became the first player in NFL history to record at least 3.0 sacks outside of the United States. RB Travis Etienne Jr. set a Tottenham-Hotspur Stadium record with 184 scrimmage yards in the Jaguars Week 5 victory against Buffalo.

- Jacksonville faces the Philadelphia Eagles for their second Primetime matchup of the season in Week 9. Doug Pederson carries a 26-14-1 record at Lincoln Financial Field going into the game. In the Jaguars last matchup versus an NFC team on Sunday night, they defeated the Tampa Buccaneers 17-10 on Nov. 30, 2003.





# SERIES RESULTS

## ARIZONA CARDINALS

**Head Coach:** Jonathan Gannon (since 2023 · 4-13, .235)  
**Stadium:** State Farm Stadium (since 2006 · 63,400)



**Regular Season Series:** 2-4 (.333)      **Home Record:** 1-3 (.250)  
**Postseason Series:** 0-0 (.000)      **Road Record:** 1-1 (.500)

Date	Location	Result	Attendance
Sept. 26, 2021	Jacksonville	L, 31-19	58,012
Nov. 26, 2017	Arizona	L, 27-24	63,891
Nov. 17, 2013	Jacksonville	L, 27-14	59,862
Sept. 20, 2009	Jacksonville	L, 31-17	46,520
<b>Nov. 27, 2005</b>	<b>Arizona</b>	<b>W, 24-17</b>	<b>37,198</b>
<b>Dec. 10, 2000</b>	<b>Jacksonville</b>	<b>W, 44-10</b>	<b>53,472</b>

## ATLANTA FALCONS

**Head Coach:** Raheem Morris (since 2024 · 0-0, .000)  
**Stadium:** Mercedes-Benz Stadium (since 2017 · 71,000)



**Regular Season Series:** 4-5 (.444)      **Home Record:** 3-2 (.600)  
**Postseason Series:** 0-0 (.000)      **Road Record:** 1-3 (.250)

Date	Location	Result	Attendance
<b>Oct. 1, 2023</b>	<b>London</b>	<b>W, 23-7</b>	<b>85,716</b>
Nov. 28, 2021	Jacksonville	L, 21-14	60,031
Dec. 22, 2019	Atlanta	L, 24-12	70,873
Dec. 20, 2015	Jacksonville	L, 23-17	64,016
Dec. 15, 2011	Atlanta	L, 41-14	68,856
<b>Sept. 16, 2007</b>	<b>Jacksonville</b>	<b>W, 13-7</b>	<b>61,821</b>
Dec. 28, 2003	Atlanta	L, 21-14	70,266
<b>Nov. 7, 1999</b>	<b>Atlanta</b>	<b>W, 30-7</b>	<b>68,466</b>
<b>Dec. 22, 1996</b>	<b>Jacksonville</b>	<b>W, 19-17</b>	<b>71,449</b>

## BALTIMORE RAVENS

**Head Coach:** John Harbaugh (since 2008 · 160-99, .618)  
**Stadium:** M&T Bank Stadium (since 1998 · 71,008)



**Regular Season Series:** 13-11 (.542)      **Home Record:** 8-4 (.667)  
**Postseason Series:** 0-0 (.000)      **Road Record:** 5-7 (.417)

Date	Location	Result	Attendance
Dec. 17, 2023	Jacksonville	L, 23-7	68,021
<b>Nov. 27, 2022</b>	<b>Jacksonville</b>	<b>W, 28-27</b>	<b>59,560</b>
Dec. 20, 2020	Baltimore	L, 40-14	0
<b>Sept. 24, 2017</b>	<b>London</b>	<b>W, 44-7</b>	<b>84,592</b>
Sept. 25, 2016	Jacksonville	L, 19-17	60,127
<b>Nov. 15, 2015</b>	<b>Baltimore</b>	<b>W, 22-20</b>	<b>70,837</b>
Dec. 14, 2014	Baltimore	L, 20-12	70,801
<b>Oct. 24, 2011</b>	<b>Jacksonville</b>	<b>W, 12-7</b>	<b>62,976</b>
Dec. 28, 2008	Baltimore	L, 27-7	71,366
<b>Nov. 13, 2005</b>	<b>Jacksonville</b>	<b>W, 30-3</b>	<b>66,107</b>
Nov. 2, 2003	Baltimore	L, 24-17	69,486
Oct. 20, 2002	Baltimore	L, 17-10	69,173
Nov 25, 2001	Jacksonville	L, 24-21	53,530
Oct. 28, 2001	Baltimore	L, 18-17	69,439
Oct. 8, 2000	Jacksonville	L, 15-10	65,194
Sept. 10, 2000	Baltimore	L, 39-36	68,843
<b>Nov. 28, 1999</b>	<b>Baltimore</b>	<b>W, 30-23</b>	<b>68,428</b>
<b>Nov. 14, 1999</b>	<b>Jacksonville</b>	<b>W, 6-3</b>	<b>67,391</b>
<b>Nov. 1, 1998</b>	<b>Baltimore</b>	<b>W, 45-19</b>	<b>68,915</b>
<b>Sept. 20, 1998</b>	<b>Jacksonville</b>	<b>W, 24-10</b>	<b>67,069</b>
<b>Nov. 30, 1997</b>	<b>Jacksonville</b>	<b>W, 29-27</b>	<b>63,712</b>
<b>Aug. 31, 1997</b>	<b>Baltimore</b>	<b>W, 28-27</b>	<b>61,018</b>
<b>Nov. 24, 1996</b>	<b>Baltimore</b>	<b>W, 28-25 (OT)</b>	<b>57,384</b>
<b>Nov. 10, 1996</b>	<b>Jacksonville</b>	<b>W, 30-27</b>	<b>64,628</b>

· Jacksonville scored 18 points in the fourth quarter including a two-point conversion with two minutes left to beat the Ravens 28-27 on Nov. 27, 2022. This is the second time in franchise history the Jaguars have beaten the Ravens 28-27, the last time was on August 31, 1997.

· The Jaguars' 44-7 win against Baltimore in 2017 marked the sixth-largest positive point differential in team history and the largest point differential in Jacksonville's games held in London.

· Jacksonville's 28-25 overtime victory against Baltimore (Nov. 24, 1996) was the longest game in team history (three hours, 54 minutes).

## BUFFALO BILLS

**Head Coach:** Sean McDermott (since 2017 · 73-41, .640)  
**Stadium:** Buffalo Bills Highmark Stadium (since 1973 · 71,870)



**Regular Season Series:** 8-9 (.471)  
**Postseason Series:** 2-0 (1.000)

**Home Record:** 4-4 (.500)  
**Road Record:** 4-5 (.444)

Date	Location	Result	Attendance
<b>Oct. 8, 2023</b>	<b>London</b>	<b>W, 25-20</b>	<b>61,273</b>
<b>Nov. 7, 2021</b>	<b>Jacksonville</b>	<b>W, 9-6</b>	<b>63,110</b>
Nov. 25, 2018	Buffalo	L, 24-21	57,799
<b>Jan. 7, 2018</b>	<b>Jacksonville (WC)</b>	<b>W, 10-7</b>	<b>69,442</b>
Nov. 27, 2016	Buffalo	L, 28-21	67,849
<b>Oct. 25, 2015</b>	<b>London</b>	<b>W, 34-31</b>	<b>84,021</b>
Dec. 15, 2013	Jacksonville	L, 27-20	60,085
Dec. 2, 2012	Buffalo	L, 34-18	53,971
<b>Oct. 10, 2010</b>	<b>Buffalo</b>	<b>W, 36-26</b>	<b>58,304</b>
<b>Nov. 22, 2009</b>	<b>Jacksonville</b>	<b>W, 18-15</b>	<b>47,757</b>
Sept. 14, 2008	Jacksonville	L, 20-16	65,167
<b>Nov. 25, 2007</b>	<b>Jacksonville</b>	<b>W, 36-14</b>	<b>64,546</b>
Nov. 26, 2006	Buffalo	L, 27-24	63,608
<b>Sept. 12, 2004</b>	<b>Buffalo</b>	<b>W, 13-10</b>	<b>72,389</b>
Sept. 14, 2003	Jacksonville	L, 38-17	58,613
Oct. 18, 2001	Jacksonville	L, 13-10	58,893
Oct. 18, 1998	Buffalo	L, 17-26	77,635
<b>Dec. 14, 1997</b>	<b>Buffalo</b>	<b>W, 20-14</b>	<b>41,231</b>
<b>Dec. 28, 1996</b>	<b>Buffalo (WC)</b>	<b>W, 30-27</b>	<b>70,213</b>

· On Oct. 8, 2023, the Jaguars faced the Bills in a road game matchup at Tottenham Hotspur Stadium in London. With a 25-20 win, the Jaguars became the first NFL franchise to win consecutive games not played on American soil.

· In Week 9 of the 2021 season, the Jaguars defeated the Bills, 9-6, holding the Bills to a season-low in points and rushing yards (72). OLB Josh Hines-Allen earned AFC Player of the Week honors after posting 1.0 sack, one INT and one fumble recovery in the victory.

· On Jan. 17, 2018, Jacksonville hosted Buffalo in the Jaguars' first home playoff game since 1999 and defeated the Bills, 10-7. The Bills are one of three NFL teams that the Jaguars have defeated but never lost to in the playoffs, joining Miami (1-0) and Pittsburgh (2-0).

· The Jaguars earned their first victory in the NFL International Series when they defeated the Bills, 34-31, at London's Wembley Stadium on Oct. 25, 2015.

· Jacksonville defeated Buffalo, 30-27, in the AFC Wild Card game on Dec. 28, 1996 at New Era Field, marking the first win of their postseason run to the AFC Championship (lost to New England, 20-6).

## CAROLINA PANTHERS

**Head Coach:** Dave Canales (since 2024 · 0-0, .000)  
**Stadium:** Bank of America Stadium (since 1996 · 73,778)



**Regular Season Series:** 4-4 (.500)      **Home Record:** 3-1 (.750)  
**Postseason Series:** 0-0 (.000)      **Road Record:** 1-3 (.250)

Date	Location	Result	Attendance
<b>Dec. 31, 2023</b>	<b>Jacksonville</b>	<b>W, 26-0</b>	<b>67,215</b>
Oct. 6, 2019	Carolina	L, 34-27	72,762
Sept. 13, 2015	Jacksonville	L, 20-9	60,733
Sept. 25, 2011	Carolina	L, 16-10	71,704
<b>Dec. 9, 2007</b>	<b>Jacksonville</b>	<b>W, 37-6</b>	<b>66,090</b>
Sept. 7, 2003	Carolina	L, 24-23	72,134
<b>Sept. 19, 1999</b>	<b>Carolina</b>	<b>W, 22-20</b>	<b>64,261</b>
<b>Sept. 29, 1996</b>	<b>Jacksonville</b>	<b>W, 24-14</b>	<b>71,537</b>

· In Week 17 of the 2023 season, the Jaguars held the Panthers to zero points. This marked the ninth time the Jaguars defense held their opponents to zero points in franchise history. Additionally, the Jaguars held the Panthers to 124 total yards, which is tied for the third fewest yards allowed in a single game in team history.

## CHICAGO BEARS

**Head Coach:** Matt Eberflus (since 2022 · 10-24, .294)  
**Stadium:** Soldier Field (since 1926 · 61,500)



**Regular Season Series:** 3-5 (.375)      **Home Record:** 1-3 (.250)  
**Postseason Series:** 0-0 (.000)      **Road Record:** 2-2 (.500)

Date	Location	Result	Attendance
Dec. 27, 2020	Jacksonville	L, 41-17	17,445
<b>Oct. 16, 2016</b>	<b>Chicago</b>	<b>W, 17-16</b>	<b>61,054</b>
Oct. 7, 2012	Jacksonville	L, 41-3	67,012
Dec. 7, 2008	Chicago	L, 23-10	61,736
<b>Dec. 12, 2004</b>	<b>Jacksonville</b>	<b>W, 22-3</b>	<b>67,572</b>
Jan. 6, 2002	Chicago	L, 33-13	66,944
<b>Sept. 6, 1998</b>	<b>Chicago</b>	<b>W, 24-23</b>	<b>55,614</b>
Oct. 15, 1995	Jacksonville	L, 30-27	72,020



# SERIES RESULTS

## CINCINNATI BENGALS

**Head Coach:** Zac Taylor (since 2019 · 37-44-1, .457)  
**Stadium:** Paycor Stadium (since 2000 · 65,515)

**Regular Season Series:** 13-12 (.520)      **Home Record:** 8-4 (.667)  
**Postseason Series:** 0-0 (.000)      **Road Record:** 5-8 (.385)



Date	Location	Result	Attendance
Dec. 4, 2023	Jacksonville	L, 34-31 (OT)	67,951
Sept. 30, 2021	Cincinnati	L, 24-21	63,198
Oct. 4, 2020	Cincinnati	L, 33-25	6,243
<b>Oct. 10, 2019</b>	<b>Cincinnati</b>	<b>W, 27-17</b>	<b>42,784</b>
<b>Nov. 5, 2017</b>	<b>Jacksonville</b>	<b>W, 23-7</b>	<b>60,720</b>
Nov. 2, 2014	Cincinnati	L, 33-23	60,057
Sept. 30, 2012	Jacksonville	L, 27-10	63,030
Oct. 9, 2011	Jacksonville	L, 30-20	61,799
Nov. 2, 2008	Cincinnati	L, 21-19	64,775
<b>Oct. 9, 2005</b>	<b>Jacksonville</b>	<b>W, 23-20</b>	<b>66,137</b>
<b>Dec. 15, 2002</b>	<b>Cincinnati</b>	<b>W, 29-15</b>	<b>42,092</b>
<b>Dec. 9, 2001</b>	<b>Cincinnati</b>	<b>W, 14-10</b>	<b>44,920</b>
<b>Nov. 11, 2001</b>	<b>Jacksonville</b>	<b>W, 30-13</b>	<b>57,161</b>
Dec. 17, 2000	Cincinnati	L, 17-14	50,469
<b>Sept. 17, 2000</b>	<b>Jacksonville</b>	<b>W, 13-0</b>	<b>45,653</b>
<b>Jan. 2, 2000</b>	<b>Jacksonville</b>	<b>W, 24-7</b>	<b>70,532</b>
<b>Oct. 31, 1999</b>	<b>Cincinnati</b>	<b>W, 41-10</b>	<b>49,138</b>
<b>Nov. 29, 1998</b>	<b>Cincinnati</b>	<b>W, 34-17</b>	<b>55,432</b>
<b>Nov. 8, 1998</b>	<b>Jacksonville</b>	<b>W, 24-11</b>	<b>67,040</b>
Nov. 23, 1997	Cincinnati	L, 31-26	55,158
<b>Oct. 5, 1997</b>	<b>Jacksonville</b>	<b>W, 21-13</b>	<b>67,128</b>
<b>Dec. 1, 1996</b>	<b>Jacksonville</b>	<b>W, 30-27</b>	<b>57,408</b>
Oct. 27, 1996	Cincinnati	L, 28-21	45,890
Nov. 26, 1995	Jacksonville	L, 17-13	68,249
Sept. 10, 1995	Cincinnati	L, 24-17	48,318
Sept. 30, 2021	Cincinnati	L, 24-21	63,198

· Prior to losing four consecutive games against Cincinnati since 2008, Jacksonville went 11-2 (.846) against the Bengals from Dec. 1, 1996-Oct. 9, 2005, the best head-to-head stretch against any opponent of 10-plus games in franchise history.

· From Nov. 8, 1998-Sept. 17, 2000, the Jaguars won five consecutive games versus Cincinnati, the third-longest winning streak against any opponent in team history (Baltimore - eight games from 1996-99; Cleveland - six games from 1995-2000).

## CLEVELAND BROWNS

**Head Coach:** Kevin Stefanski (since 2020 · 37-30, .552)  
**Stadium:** Cleveland Browns Stadium (since 1999 · 67,431)



**Regular Season Series:** 12-7 (.632)      **Home Record:** 5-4 (.555)  
**Postseason Series:** 0-0 (.000)      **Road Record:** 7-3 (.700)

Date	Location	Result	Attendance
Dec. 10, 2023	Cleveland	L, 31-27	67,431
Nov. 29, 2020	Jacksonville	L, 27-25	15,926
<b>Nov. 19, 2017</b>	<b>Cleveland</b>	<b>W, 19-7</b>	<b>57,003</b>
<b>Oct. 19, 2014</b>	<b>Jacksonville</b>	<b>W, 24-6</b>	<b>61,341</b>
<b>Dec. 1, 2013</b>	<b>Cleveland</b>	<b>W, 32-28</b>	<b>69,654</b>
Nov. 20, 2011	Cleveland	L, 14-10	63,498
<b>Nov. 21, 2010</b>	<b>Jacksonville</b>	<b>W, 24-20</b>	<b>62,254</b>
Jan. 3, 2010	Cleveland	L, 23-17	66,935
Oct. 26, 2008	Jacksonville	L, 23-17	64,775
<b>Dec. 4, 2005</b>	<b>Cleveland</b>	<b>W, 20-14</b>	<b>70,941</b>
Dec. 8, 2002	Jacksonville	L, 21-20	46,267
<b>Dec. 16, 2001</b>	<b>Cleveland</b>	<b>W, 15-10</b>	<b>72,818</b>
Sept. 30, 2001	Jacksonville	L, 23-14	57,875
<b>Dec. 3, 2000</b>	<b>Jacksonville</b>	<b>W, 48-0</b>	<b>51,262</b>
<b>Sept. 3, 2000</b>	<b>Cleveland</b>	<b>W, 27-7</b>	<b>72,418</b>
<b>Dec. 19, 1999</b>	<b>Cleveland</b>	<b>W, 24-14</b>	<b>72,038</b>
Oct. 17, 1999	Jacksonville	W, 24-7	62,047
<b>Dec. 24, 1995</b>	<b>Jacksonville</b>	<b>W, 24-21</b>	<b>66,007</b>
<b>Oct. 22, 1995</b>	<b>Cleveland</b>	<b>W, 23-15</b>	<b>64,405</b>

## DALLAS COWBOYS

**Head Coach:** Mike McCarthy (since 2020 · 42-25, .627)  
**Stadium:** AT&T Stadium (since 2009 · 80,000)



**Regular Season Series:** 4-4 (.500)      **Home Record:** 2-1 (.667)  
**Postseason Series:** 0-0 (.000)      **Road Record:** 2-3 (.400)

Date	Location	Result	Attendance
<b>Dec. 18, 2022</b>	<b>Jacksonville</b>	<b>W, 40-34 (OT)</b>	<b>69,050</b>
Oct. 14, 2018	Dallas	L, 40-7	90,767
Nov. 9, 2014	London	L, 31-17	83,603
<b>Oct. 31, 2010</b>	<b>Dallas</b>	<b>W, 35-17</b>	<b>81,395</b>
<b>Sept. 10, 2006</b>	<b>Jacksonville</b>	<b>W, 24-17</b>	<b>67,164</b>
Nov. 24, 2002	Dallas	L, 21-29	62,204

**Oct. 29, 2000**      **Dallas**      **W, 23-17 (OT)**      **63,554**  
 Oct. 19, 1997      Dallas      L, 26-22      64,464  
 · Jacksonville hosted Dallas for just the third time in franchise history and the second time in Jacksonville in Week 15 of the 2022 season. The Jaguars rallied from a 17-point deficit to send the game into overtime and win on a pick-six by S Rayshawn Jenkins. This comeback is tied for the third-largest in franchise history.

## DENVER BRONCOS



**Head Coach:** Sean Payton (since 2023 · 8-9, .471)  
**Stadium:** Empower Field at Mile High (since 2001 · 76,125)

**Regular Season Series:** 6-6 (.500)      **Home Record:** 3-3 (.500)  
**Postseason Series:** 1-1 (.500)      **Road Record:** 3-3 (.500)

Date	Location	Result	Attendance
Oct. 30, 2022	London	L, 21-17	86,215
Sept. 19, 2021	Jacksonville	L, 23-13	58,461
<b>Sept. 29, 2019</b>	<b>Denver</b>	<b>W, 26-24</b>	<b>76,219</b>
Dec. 4, 2016	Jacksonville	L, 20-10	63,075
Oct. 13, 2013	Denver	L, 35-19	76,862
<b>Sept. 12, 2010</b>	<b>Jacksonville</b>	<b>W, 24-17</b>	<b>63,636</b>
<b>Oct. 12, 2008</b>	<b>Denver</b>	<b>W, 24-17</b>	<b>75,674</b>
<b>Sept. 23, 2007</b>	<b>Denver</b>	<b>W, 23-14</b>	<b>76,463</b>
Oct. 2, 2005	Jacksonville	L, 20-7	66,045
<b>Sept. 19, 2004</b>	<b>Jacksonville</b>	<b>W, 7-6</b>	<b>69,127</b>
<b>Dec. 13, 1999</b>	<b>Jacksonville</b>	<b>W, 27-24</b>	<b>71,357</b>
Oct. 25, 1998	Denver	L, 37-24	75,217
<i>Dec. 27, 1997</i>	<i>Denver (WC)</i>	<i>L, 42-17</i>	<i>74,481</i>
<b>Jan. 4, 1997</b>	<b>Denver (Div.)</b>	<b>W, 30-27</b>	<b>75,678</b>
Dec. 3, 1995	Denver	L, 31-23	72,231

· Denver (twice) is one of only four teams Jacksonville has faced multiple times in the postseason (Buffalo - two times, Pittsburgh - two times, New England - five times). In their first playoff meeting on Jan. 4, 1997, the Jaguars defeated the Broncos, 30-27, in the Divisional round at Empower Field at Mile High. The following season, Denver topped Jacksonville, 42-17, in the Wild Card game on Dec. 27, 1997.

## DETROIT LIONS



**Head Coach:** Dan Campbell (since 2021 · 24-26-1, .480)  
**Stadium:** Ford Field (since 2002 · 64,500)

**Regular Season Series:** 3-5 (.375)      **Home Record:** 2-2 (.500)  
**Postseason Series:** 0-0 (.000)      **Road Record:** 1-3 (.250)

Date	Location	Result	Attendance
Dec. 4, 2022	Detroit	L, 40-14	60,743
Oct. 18, 2020	Jacksonville	L, 34-16	14,513
Nov. 20, 2016	Detroit	L, 26-19	61,586
Nov. 4, 2012	Jacksonville	L, 31-14	63,050
<b>Nov. 9, 2008</b>	<b>Detroit</b>	<b>W, 38-14</b>	<b>52,631</b>
<b>Nov. 14, 2004</b>	<b>Jacksonville</b>	<b>W, 23-17 (OT)</b>	<b>66,431</b>
<b>Dec. 6, 1998</b>	<b>Jacksonville</b>	<b>W, 37-22</b>	<b>70,717</b>
Dec. 17, 1995	Detroit	L, 44-0	70,204

## GREEN BAY PACKERS



**Head Coach:** Matt LaFleur (since 2019 · 56-27, .675)  
**Stadium:** Lambeau Field (since 1957 · 81,441)

**Regular Season Series:** 2-5 (.286)      **Home Record:** 1-3 (.250)  
**Postseason Series:** 0-0 (.000)      **Road Record:** 1-2 (.333)

Date	Location	Result	Attendance
Nov. 15, 2020	Green Bay	L, 24-20	0
Sept. 11, 2016	Jacksonville	L, 27-23	63,179
Oct. 28, 2012	Green Bay	L, 24-15	70,464
<b>Dec. 14, 2008</b>	<b>Jacksonville</b>	<b>W, 20-16</b>	<b>65,457</b>
<b>Dec. 19, 2004</b>	<b>Green Bay</b>	<b>W, 28-25</b>	<b>70,437</b>
Dec. 3, 2001	Jacksonville	L, 28-21	66,908
Sept. 24, 1995	Jacksonville	L, 24-14	66,744

## HOUSTON TEXANS



**Head Coach:** DeMeco Ryans (since 2023 · 10-7, .588)  
**Stadium:** NRG Stadium (since 2002 · 71,995)

**Regular Season Series:** 15-29 (.341)      **Home Record:** 8-14 (.364)  
**Postseason Series:** 0-0 (.000)      **Road Record:** 7-15 (.318)

Date	Location	Result	Attendance
<b>Nov. 26, 2023</b>	<b>Houston</b>	<b>W, 24-21</b>	<b>71,324</b>
Sept. 24, 2023	Jacksonville	L, 37-17	61,466
<b>Jan. 1, 2023</b>	<b>Houston</b>	<b>W, 31-3</b>	<b>64,581</b>
Oct. 9, 2022	Jacksonville	L, 13-6	60,018
Sept. 12, 2021	Houston	L, 37-21	68,105
Dec. 19, 2021	Jacksonville	L, 30-16	60,252





# SERIES RESULTS

Nov. 8, 2020	Jacksonville	L, 27-25	15,668
Oct. 11, 2020	Houston	L, 30-14	12,413
Nov. 11, 2019	London	L, 26-3	84,771
Sept. 15, 2019	Houston	L, 13-12	71,651
Dec. 30, 2018	Houston	L, 20-3	71,848
Oct. 21, 2018	Jacksonville	L, 20-7	66,534
<b>Dec. 17, 2017</b>	<b>Jacksonville</b>	<b>W, 45-7</b>	<b>64,701</b>
<b>Sept. 10, 2017</b>	<b>Houston</b>	<b>W, 29-7</b>	<b>71,710</b>
Dec. 18, 2016	Houston	L, 21-20	71,803
Nov. 13, 2016	Jacksonville	L, 24-21	62,091
Jan. 3, 2016	Houston	L, 30-6	71,899
Oct. 18, 2015	Jacksonville	L, 31-20	58,085
Dec. 28, 2014	Houston	L, 23-17	71,777
Dec. 7, 2014	Jacksonville	L, 27-13	61,070
<b>Dec. 5, 2013</b>	<b>Jacksonville</b>	<b>W, 27-20</b>	<b>60,414</b>
<b>Nov. 24, 2013</b>	<b>Houston</b>	<b>W, 13-6</b>	<b>71,659</b>
Nov. 18, 2012	Houston	L, 43-37 (OT)	71,676
Sept. 16, 2012	Jacksonville	L, 27-7	62,907
Nov. 27, 2011	Jacksonville	L, 20-13	62,004
Oct. 30, 2011	Houston	L, 24-14	71,412
Jan. 2, 2011	Houston	L, 34-17	71,023
<b>Nov. 14, 2010</b>	<b>Jacksonville</b>	<b>W, 31-24</b>	<b>62,340</b>
<b>Dec. 6, 2009</b>	<b>Jacksonville</b>	<b>W, 23-18</b>	<b>42,079</b>
<b>Sept. 27, 2009</b>	<b>Houston</b>	<b>W, 31-24</b>	<b>70,083</b>
Dec. 1, 2008	Houston	L, 30-17	70,809
<b>Sept. 28, 2008</b>	<b>Jacksonville</b>	<b>W, 30-27 (OT)</b>	<b>64,061</b>
Dec. 30, 2007	Houston	L, 42-28	70,660
<b>Oct. 14, 2007</b>	<b>Jacksonville</b>	<b>W, 37-17</b>	<b>63,715</b>
Nov. 12, 2006	Jacksonville	L, 13-10	65,918
Oct. 22, 2006	Houston	L, 27-7	70,035
<b>Dec. 24, 2005</b>	<b>Houston</b>	<b>W, 38-20</b>	<b>70,025</b>
<b>Nov. 6, 2005</b>	<b>Jacksonville</b>	<b>W, 21-14</b>	<b>64,613</b>
Dec. 26, 2004	Jacksonville	L, 21-0	66,227
Oct. 31, 2004	Houston	L, 20-6	70,502
<b>Dec. 7, 2003</b>	<b>Jacksonville</b>	<b>W, 27-0</b>	<b>43,363</b>
Sept. 28, 2003	Houston	L, 24-20	70,041
<b>Nov. 17, 2002</b>	<b>Houston</b>	<b>W, 24-21</b>	<b>69,711</b>
Oct. 27, 2002	Jacksonville	L, 21-19	53,721

Dec. 11, 2005	Jacksonville	L, 26-18	67,164
Sept. 18, 2005	Indianapolis	L, 10-3	56,460
<b>Oct. 24, 2004</b>	<b>Indianapolis</b>	<b>W, 27-24</b>	<b>56,615</b>
Oct. 3, 2004	Jacksonville	L, 24-17	73,114
<b>Nov. 9, 2003</b>	<b>Jacksonville</b>	<b>W, 28-23</b>	<b>45,037</b>
Sept. 21, 2003	Indianapolis	L, 23-13	55,770
Dec. 29, 2002	Indianapolis	L, 20-13	56,755
Sept. 8, 2002	Jacksonville	L, 28-25	56,595
Sept. 25, 2000	Indianapolis	L, 43-14	56,816
Dec. 10, 1995	Jacksonville	L, 41-31	66,099

• Jacksonville defeated the Colts 37-20 in Week 6 of the 2023 season. The Jaguars continue their streak of consecutive home game wins against the Colts, dating back to the 2015 season.

• During Jacksonville's home opener in 2022, the team shut out the Colts (24-0) for the third time in franchise history.

• The Jaguars defeated the Colts, 26-11, in the final game of the 2021 season, marking their seventh consecutive home victory against Indianapolis.

• The Jaguars posted the seventh shutout in franchise history in Week 13 of the 2018 season when they defeated the Colts, 6-0, at EverBank Stadium.

• On Oct. 22, 2017, Jacksonville shut out Indianapolis, 27-0, marking the sixth shutout in franchise history and the first since Oct. 8, 2006 (vs. NYJ, 41-0).

• On Dec. 23, 2015, Jacksonville posted a commanding 51-16 victory against Indianapolis at EverBank Stadium. The Jaguars snapped the Colts' streak of 16 consecutive wins against divisional opponents, which was an NFL record.

• Jacksonville's 51 points scored on Dec. 23, 2015 were a regular season single-game franchise record (W, 62-7 vs. Miami in the Divisional round on Jan. 15, 2000).

## KANSAS CITY CHIEFS



**Head Coach:** Andy Reid (since 2013 · 128-51, .715)  
**Stadium:** Arrowhead Stadium (since 1972 · 76,416)

**Regular Season Series:** 6-9 (.400)  
**Postseason Series:** 0-1 (.000)

**Home Record:** 4-4 (.500)  
**Road Record:** 2-6 (.250)

Date	Location	Result	Attendance
Sept. 17, 2023	Jacksonville	L, 17-9	69,615
<b>Jan. 21, 2023</b>	<b>Kansas City</b>	<b>L, 27-20</b>	<b>73,220</b>
Nov. 13, 2022	Kansas City	L, 27-17	73,493
Sept. 8, 2019	Jacksonville	L, 40-26	60,157
Oct. 7, 2018	Kansas City	L, 30-14	75,289
Nov. 6, 2016	Kansas City	L, 19-14	73,294
Sept. 8, 2013	Jacksonville	L, 28-2	59,416
Oct. 24, 2010	Kansas City	L, 42-20	69,105
<b>Nov. 8, 2009</b>	<b>Jacksonville</b>	<b>W, 24-21</b>	<b>45,546</b>
<b>Oct. 7, 2007</b>	<b>Kansas City</b>	<b>W, 17-7</b>	<b>76,917</b>
Dec. 31, 2006	Kansas City	L, 35-30	77,500
<b>Oct. 17, 2004</b>	<b>Jacksonville</b>	<b>W, 22-16</b>	<b>66,413</b>
<b>Sept. 15, 2002</b>	<b>Kansas City</b>	<b>W, 23-16</b>	<b>77,934</b>
Dec. 30, 2001	Jacksonville	L, 30-26	59,396
<b>Sept. 13, 1998</b>	<b>Jacksonville</b>	<b>W, 21-16</b>	<b>69,821</b>
<b>Nov. 9, 1997</b>	<b>Jacksonville</b>	<b>W, 24-10</b>	<b>70,444</b>

## LAS VEGAS RAIDERS



**Head Coach:** Antonio Pierce (since 2024 · 5-4, .555)  
**Coliseum:** Allegiant Stadium (since 2020 · 65,000)

**Regular Season Series:** 6-4 (.600)  
**Postseason Series:** 0-0 (.000)

**Home Record:** 3-1 (.750)  
**Road Record:** 3-3 (.500)

Date	Location	Result	Attendance
<b>Nov. 6, 2022</b>	<b>Jacksonville</b>	<b>W, 27-20</b>	<b>62,758</b>
<b>Dec. 15, 2019</b>	<b>Oakland</b>	<b>W, 20-16</b>	<b>52,788</b>
Oct. 23, 2016	Jacksonville	L, 33-16	62,614
Sept. 15, 2013	Oakland	L, 19-9	49,400
Oct. 21, 2012	Oakland	L, 26-23 (OT)	53,971
<b>Dec. 12, 2010</b>	<b>Jacksonville</b>	<b>W, 38-31</b>	<b>58,304</b>
<b>Dec. 23, 2007</b>	<b>Jacksonville</b>	<b>W, 49-11</b>	<b>64,546</b>
<b>Jan. 2, 2005</b>	<b>Oakland</b>	<b>W, 13-6</b>	<b>41,112</b>
<b>Dec. 21, 1997</b>	<b>Oakland</b>	<b>W, 20-9</b>	<b>40,032</b>
Sept. 15, 1996	Oakland	L, 17-3	46,291

• On Nov. 6, 2022, the Jaguars scored 20 unanswered points to defeat the Raiders at home, 27-20, tied for the third-largest comeback in franchise history.

• On Dec. 15, 2019, the Jaguars tallied a 20-16 win at Oakland. The victory marked the first win for Jacksonville in the Pacific Time Zone in 10 tries and the final game at the Oakland Coliseum before the Raiders' move to Las Vegas.

• The Jaguars defeated the Texans, 31-3, on New Year's Day of the 2022 season, marking the first win against Houston since 2017 and the second largest point differential against the Texans (28).

## INDIANAPOLIS COLTS



**Head Coach:** Shane Steichen (since 2023 · 9-8, .529)  
**Stadium:** Lucas Oil Stadium (since 2008 · 63,000)

**Regular Season Series:** 19-27 (.413)  
**Postseason Series:** 0-0 (.000)

**Home Record:** 13-10 (.565)  
**Road Record:** 6-17 (.261)

Date	Location	Result	Attendance
<b>Oct. 15, 2023</b>	<b>Jacksonville</b>	<b>W, 37-20</b>	<b>64,851</b>
<b>Sept. 10, 2023</b>	<b>Indianapolis</b>	<b>W, 31-21</b>	<b>65,749</b>
Oct. 16, 2022	Indianapolis	L, 34-27	65,749
<b>Sept. 18, 2022</b>	<b>Jacksonville</b>	<b>W, 24-0</b>	<b>58,360</b>
<b>Jan. 9, 2022</b>	<b>Jacksonville</b>	<b>W, 26-11</b>	<b>60,516</b>
Nov. 14, 2021	Indianapolis	L, 23-17	60,622
Jan. 3, 2021	Indianapolis	L, 28-14	9,976
<b>Sept. 13, 2020</b>	<b>Jacksonville</b>	<b>W, 27-20</b>	<b>14,100</b>
<b>Dec. 29, 2019</b>	<b>Jacksonville</b>	<b>W, 38-20</b>	<b>58,472</b>
Nov. 17, 2019	Indianapolis	L, 33-13	61,986
<b>Dec. 2, 2018</b>	<b>Jacksonville</b>	<b>W, 6-0</b>	<b>67,030</b>
Nov. 11, 2018	Indianapolis	L, 29-26	57,473
<b>Dec. 3, 2017</b>	<b>Jacksonville</b>	<b>W, 30-10</b>	<b>61,207</b>
<b>Oct. 22, 2017</b>	<b>Indianapolis</b>	<b>W, 27-0</b>	<b>63,104</b>
Jan. 1, 2017	Indianapolis	L, 24-20	65,160
<b>Oct. 2, 2016</b>	<b>London</b>	<b>W, 30-27</b>	<b>83,764</b>
<b>Dec. 13, 2015</b>	<b>Jacksonville</b>	<b>W, 51-16</b>	<b>62,372</b>
Oct. 4, 2015	Indianapolis	L, 16-13 (OT)	65,609
Nov. 23, 2014	Indianapolis	L, 23-3	64,328
Sept. 21, 2014	Jacksonville	L, 44-17	60,601
Dec. 29, 2013	Indianapolis	L, 30-10	66,008
Sept. 29, 2013	Jacksonville	L, 37-3	59,695
Nov. 8, 2012	Jacksonville	L, 27-10	63,272
<b>Sept. 23, 2012</b>	<b>Indianapolis</b>	<b>W, 22-17</b>	<b>63,536</b>
<b>Jan. 1, 2012</b>	<b>Jacksonville</b>	<b>W, 19-13</b>	<b>62,481</b>
<b>Nov. 13, 2011</b>	<b>Indianapolis</b>	<b>W, 17-3</b>	<b>64,619</b>
Dec. 19, 2010	Indianapolis	L, 34-24	67,147
<b>Oct. 3, 2010</b>	<b>Jacksonville</b>	<b>W, 31-28</b>	<b>63,111</b>
Dec. 17, 2009	Jacksonville	L, 35-31	63,753
Sept. 13, 2009	Indianapolis	L, 14-12	65,757
Dec. 18, 2008	Jacksonville	L, 31-24	65,648
<b>Sept. 21, 2008</b>	<b>Indianapolis</b>	<b>W, 23-21</b>	<b>65,938</b>
Dec. 2, 2007	Indianapolis	L, 28-25	57,302
Oct. 22, 2007	Jacksonville	L, 29-7	67,164
<b>Dec. 10, 2006</b>	<b>Jacksonville</b>	<b>W, 44-17</b>	<b>67,164</b>
Sept. 24, 2006	Indianapolis	L, 21-14	57,041



# SERIES RESULTS

## LOS ANGELES CHARGERS

**Head Coach:** Jim Harbaugh (since 2024 · 0-0, .000)  
**Stadium:** SoFi Stadium (since 2020 · 70,240)



**Regular Season Series:** 4-9 (.308)      **Home Record:** 3-4 (.429)  
**Postseason Series:** 1-0 (1.000)      **Road Record:** 1-5 (.167)

Date	Location	Result	Attendance
<b>Jan. 14, 2023</b>	<b>Jacksonville (WC)</b>	<b>W, 31-30</b>	<b>70,250</b>
<b>Sept. 25, 2022</b>	<b>Los Angeles</b>	<b>W, 38-10</b>	<b>67,964</b>
Oct. 25, 2020	Los Angeles	L, 29-39	0
Dec. 8, 2019	Jacksonville	L, 45-10	57,866
<b>Nov. 12, 2017</b>	<b>Jacksonville</b>	<b>W, 20-17 (OT)</b>	<b>60,835</b>
Sept. 18, 2016	San Diego	L, 38-14	52,165
Nov. 29, 2015	Jacksonville	L, 31-25	59,477
Sept. 28, 2014	San Diego	L, 33-14	56,553
Oct. 20, 2013	Jacksonville	L, 24-6	59,550
Dec. 5, 2011	Jacksonville	L, 38-14	62,743
Sept. 19, 2010	San Diego	L, 38-13	62,691
<b>Nov. 18, 2007</b>	<b>Jacksonville</b>	<b>W, 24-17</b>	<b>66,732</b>
Oct. 10, 2004	San Diego	L, 34-21	52,101
<b>Oct. 5, 2003</b>	<b>Jacksonville</b>	<b>W, 27-21</b>	<b>48,954</b>

• The Jaguars hosted the Chargers for the Wild Card matchup on Jan. 14, 2023 and pulled off the third-largest comeback in postseason history and the largest comeback in franchise history, defeating the Chargers 31-30 on a 36-yard field goal as time expired.

## LOS ANGELES RAMS

**Head Coach:** Sean McVay (since 2017 · 70-45, .609)  
**Stadium:** SoFi Stadium (since 2020 · 70,240)



**Regular Season Series:** 1-5 (.167)      **Home Record:** 1-1 (.500)  
**Postseason Series:** 0-0 (.000)      **Road Record:** 0-4 (.000)

Date	Location	Result	Attendance
Dec. 5, 2021	Los Angeles	L, 37-7	70,801
Oct. 15, 2017	Jacksonville	L, 27-17	56,232
Oct. 6, 2013	St. Louis	L, 34-20	54,266
<b>Oct. 18, 2009</b>	<b>Jacksonville</b>	<b>W, 23-20 (OT)</b>	<b>42,088</b>
Oct. 30, 2005	St. Louis	L, 24-21	65,251
Oct. 20, 1996	St. Louis	L, 17-14	60,066

## MIAMI DOLPHINS

**Head Coach:** Mike McDaniel (since 2022 · 20-14, .588)  
**Stadium:** Hard Rock Stadium (since 1987 · 65,798)



**Regular Season Series:** 5-5 (.500)      **Home Record:** 3-4 (.429)  
**Postseason Series:** 1-0 (1.000)      **Road Record:** 2-1 (.666)

Date	Location	Result	Attendance
<b>Oct. 17, 2021</b>	<b>London</b>	<b>W, 23-20</b>	<b>60,784</b>
Sept. 24, 2020	Jacksonville	L, 31-13	16,563
<b>Dec. 23, 2018</b>	<b>Miami</b>	<b>W, 17-7</b>	<b>65,798</b>
<b>Sept. 20, 2015</b>	<b>Jacksonville</b>	<b>W, 23-20</b>	<b>65,443</b>
Oct. 26, 2014	Jacksonville	L, 27-13	65,633
Dec. 16, 2012	Miami	L, 24-3	53,667
Dec. 13, 2009	Jacksonville	L, 14-10	60,457
<b>Dec. 3, 2006</b>	<b>Miami</b>	<b>W, 24-10</b>	<b>77,500</b>
Oct. 12, 2003	Jacksonville	L, 24-10	66,437
<b>Jan. 15, 2000</b>	<b>Jacksonville</b>	<b>W, 62-7 (Div.)</b>	<b>75,173</b>
<b>Oct. 12, 1998</b>	<b>Jacksonville</b>	<b>W, 28-21</b>	<b>74,051</b>

• The Jaguars defeated the Dolphins, 23-20, at Tottenham Stadium in Week 6 of the 2022 season, behind QB Trevor Lawrence's first-ever game-winning drive. RB James Robinson rushed for 73 yards and one TD and WR Marvin Jones Jr. registered seven receptions for 100 receptions and a score in the victory.

• Jacksonville earned its 100th regular season victory in franchise history on Dec. 3, 2006 at Miami, 24-10, marking the club's only win at Sun Life Stadium.

• On Jan. 15, 2000, Jacksonville defeated the Dolphins, 62-7, in the Divisional round. The Jaguars' 62 points are the most scored in a postseason game in the Super Bowl era (since the 1966 season). The only team to score more points in an NFL playoff game are the Chicago Bears, who defeated the Washington, 73-0, on Dec. 8, 1940 in the NFL Championship game.

## MINNESOTA VIKINGS

**Head Coach:** Kevin O'Connell (since 2022 · 20-14, .588)  
**Stadium:** U.S. Bank Stadium (since 2016 · 66,655)



**Regular Season Series:** 1-6 (.143)      **Home Record:** 0-2 (.000)  
**Postseason Series:** 0-0 (.000)      **Road Record:** 1-4 (.200)

Date	Location	Result	Attendance
Dec. 6, 2020	Minneapolis	L, 27-24	0
Dec. 11, 2016	Jacksonville	L, 25-16	62,701
Sept. 9, 2012	Minnesota	L, 26-23 (OT)	56,607
Nov. 23, 2008	Jacksonville	L, 30-12	65,064
Nov. 28, 2004	Minnesota	L, 27-16	64,004
<b>Dec. 23, 2001</b>	<b>Minnesota</b>	<b>W, 33-3</b>	<b>64,150</b>
Dec. 20, 1998	Minnesota	L, 50-10	64,363

## NEW ENGLAND PATRIOTS

**Head Coach:** Jerod Mayo (since 2024 · 0-0, .000)  
**Stadium:** Gillette Stadium (since 2002 · 68,878)



**Regular Season Series:** 1-8 (.125)      **Home Record:** 1-3 (.250)  
**Postseason Series:** 1-4 (.200)      **Road Record:** 0-5 (.000)

Date	Location	Result	Attendance
Jan. 2, 2022	New England	L, 50-10	65,878
<b>Sept. 16, 2018</b>	<b>Jacksonville</b>	<b>W, 31-20</b>	<b>68,527</b>
<b>Jan. 21, 2018</b>	<b>New England (AFC)</b>	<b>L, 24-20</b>	<b>65,878</b>
Sept. 27, 2015	New England	L, 51-17	66,829
Dec. 23, 2012	Jacksonville	L, 23-16	70,251
Dec. 27, 2009	New England	L, 35-7	68,756
<b>Jan. 12, 2008</b>	<b>New England (Div.)</b>	<b>L, 31-20</b>	<b>68,756</b>
Dec. 24, 2006	Jacksonville	L, 24-21	67,164
<b>Jan. 7, 2006</b>	<b>New England (WC)</b>	<b>L, 28-3</b>	<b>68,756</b>
Dec. 14, 2003	New England	L, 27-13	68,436
<b>Jan. 3, 1999</b>	<b>Jacksonville (WC)</b>	<b>W, 25-10</b>	<b>71,139</b>
Dec. 7, 1997	Jacksonville	L, 26-20	73,446
<b>Jan. 12, 1997</b>	<b>New England (AFC)</b>	<b>L, 20-6</b>	<b>60,190</b>
Sept. 22, 1996	New England	L, 28-25 (OT)	59,446

## NEW ORLEANS SAINTS

**Head Coach:** Dennis Allen (since 2022 · 16-18, .471)  
**Stadium:** Mercedes-Benz Superdome (since 1975 · 73,000)



**Regular Season Series:** 3-5 (.375)      **Home Record:** 2-2 (.500)  
**Postseason Series:** 0-0 (.000)      **Road Record:** 1-3 (.250)

Date	Location	Result	Attendance
<b>Oct. 19, 2023</b>	<b>New Orleans</b>	<b>W, 31-24</b>	<b>70,009</b>
Oct. 13, 2019	Jacksonville	L, 13-6	64,341
Dec. 27, 2015	New Orleans	L, 38-27	73,064
Oct. 2, 2011	Jacksonville	L, 23-10	62,471
Nov. 4, 2007	New Orleans	L, 41-24	70,009
<b>Dec. 21, 2003</b>	<b>Jacksonville</b>	<b>W, 20-19</b>	<b>49,207</b>
<b>Nov. 21, 1999</b>	<b>Jacksonville</b>	<b>W, 41-23</b>	<b>69,772</b>
Oct. 6, 1996	New Orleans	L, 17-13	34,231

• In the Jaguars' 41-23 victory against New Orleans on Nov. 21, 1999, QB Mark Brunel threw for 351 yards on just 30 attempts and is the only quarterback in franchise history to throw for at least 350 yards on 30 attempts or fewer.

## NEW YORK GIANTS

**Head Coach:** Brian Daboll (since 2022 · 15-18-1, .456)  
**Stadium:** MetLife Stadium (since 2010 · 82,500)



**Regular Season Series:** 4-4 (.500)      **Home Record:** 3-1 (.750)  
**Postseason Series:** 0-0 (.000)      **Road Record:** 1-3 (.250)

Date	Location	Result	Attendance
Oct. 23, 2022	Jacksonville	L, 23-17	65,664
<b>Sept. 9, 2018</b>	<b>N.Y. Giants</b>	<b>W, 20-15</b>	<b>77,992</b>
<b>Nov. 30, 2014</b>	<b>Jacksonville</b>	<b>W, 25-24</b>	<b>64,687</b>
Nov. 28, 2010	N.Y. Giants	L, 24-20	78,533
<b>Nov. 20, 2006</b>	<b>Jacksonville</b>	<b>W, 26-10</b>	<b>67,164</b>
Nov. 3, 2002	N.Y. Giants	L, 24-17	78,337
Dec. 23, 2000	N.Y. Giants	L, 28-25	77,924
<b>Sept. 7, 1997</b>	<b>Jacksonville</b>	<b>W, 40-13</b>	<b>70,581</b>

## NEW YORK JETS

**Head Coach:** Robert Saleh (since 2021 · 18-33, .353)  
**Stadium:** MetLife Stadium (since 2010 · 82,500)



**Regular Season Series:** 9-7 (.563)      **Home Record:** 5-1 (.833)  
**Postseason Series:** 0-1 (.000)      **Road Record:** 4-6 (.400)

Date	Location	Result	Attendance
<b>Dec. 22, 2022</b>	<b>N.Y. Jets</b>	<b>W, 19-3</b>	<b>70,043</b>
Dec. 26, 2021	N.Y. Jets	L, 26-21	67,120
<b>Oct. 27, 2019</b>	<b>Jacksonville</b>	<b>W, 29-15</b>	<b>57,833</b>
<b>Sept. 30, 2018</b>	<b>Jacksonville</b>	<b>W, 31-12</b>	<b>65,353</b>
Oct. 1, 2017	N.Y. Jets	L, 23-20 (OT)	77,562
Nov. 8, 2015	N.Y. Jets	L, 28-23	78,160





# SERIES RESULTS

Dec. 9, 2012	Jacksonville	L, 17-10	67,027
Sept. 18, 2011	N.Y. Jets	L, 32-2	78,834
<b>Nov. 15, 2009</b>	<b>N.Y. Jets</b>	<b>W, 24-22</b>	<b>76,313</b>
<b>Oct. 8, 2006</b>	<b>Jacksonville</b>	<b>W, 41-0</b>	<b>66,604</b>
<b>Sept. 25, 2005</b>	<b>N.Y. Jets</b>	<b>W, 26-20 (OT)</b>	<b>77,422</b>
Nov. 23, 2003	N.Y. Jets	L, 13-10	77,614
<b>Sept. 29, 2002</b>	<b>Jacksonville</b>	<b>W, 28-3</b>	<b>55,670</b>
<b>Oct. 11, 1999</b>	<b>N.Y. Jets</b>	<b>W, 16-6</b>	<b>78,216</b>
<b>Jan. 10, 1999</b>	<b>N.Y. Jets (Div.)</b>	<b>L, 34-24</b>	<b>78,817</b>
<b>Oct. 13, 1996</b>	<b>Jacksonville</b>	<b>W, 21-17</b>	<b>65,699</b>
Sept. 17, 1995	N.Y. Jets	L, 27-10	49,970

· Jacksonville's 41-0 shutout victory against the Jets on Oct. 8, 2006 is one of seven shutouts in franchise history, while the 41-point differential marks the second largest point differential in a victory in team history.

## PHILADELPHIA EAGLES



**Head Coach:** Nick Sirianni (since 2021 · 34-17, .667)  
**Stadium:** Lincoln Financial Field (since 2003 · 69,696)

**Regular Season Series:** 3-4 (.429)      **Home Record:** 2-2 (.500)  
**Postseason Series:** 0-0 (.000)      **Road Record:** 1-2 (.333)

Date	Location	Result	Attendance
Oct. 2, 2022	Philadelphia	L, 29-21	69,879
Oct. 28, 2018	London	L, 24-18	85,870
Sept. 7, 2014	Philadelphia	L, 34-17	69,596
Sept. 26, 2010	Jacksonville	L, 28-3	63,256
<b>Oct. 29, 2006</b>	<b>Philadelphia</b>	<b>W, 13-6</b>	<b>69,249</b>
<b>Oct. 6, 2002</b>	<b>Jacksonville</b>	<b>W, 28-25</b>	<b>65,005</b>
Oct. 12, 1997	Jacksonville	W, 38-21	69,150

## PITTSBURGH STEELERS



**Head Coach:** Mike Tomlin (since 2007 · 173-100-2, .633)  
**Stadium:** Acrisure Stadium (since 2001 · 68,400)

**Regular Season Series:** 13-13 (.500)      **Home Record:** 7-7 (.500)  
**Postseason Series:** 2-0 (1.000)      **Road Record:** 6-6 (.500)

Date	Location	Result	Attendance
<b>Oct. 29, 2023</b>	<b>Pittsburgh</b>	<b>W, 20-10</b>	<b>67,225</b>
Nov. 22, 2020	Jacksonville	L, 27-3	17,244
Nov. 18, 2018	Jacksonville	L, 20-16	67,684
<b>Jan. 14, 2018</b>	<b>Pittsburgh (Div.)</b>	<b>W, 45-42</b>	<b>64,524</b>
<b>Oct. 8, 2017</b>	<b>Pittsburgh</b>	<b>W, 30-9</b>	<b>66,237</b>
Oct. 5, 2014	Jacksonville	L, 17-9	66,198
Oct. 16, 2011	Pittsburgh	L, 17-13	62,934
Oct. 5, 2008	Jacksonville	L, 26-21	65,908
<b>Jan. 5, 2008</b>	<b>Pittsburgh (WC)</b>	<b>W, 31-29</b>	<b>63,629</b>
<b>Dec. 16, 2007</b>	<b>Pittsburgh</b>	<b>W, 29-22</b>	<b>58,793</b>
<b>Sept. 18, 2006</b>	<b>Jacksonville</b>	<b>W, 9-0</b>	<b>67,164</b>
<b>Oct. 16, 2005</b>	<b>Pittsburgh</b>	<b>W, 23-17 (OT)</b>	<b>63,891</b>
Dec. 5, 2004	Jacksonville	L, 17-16	76,877
Dec. 1, 2002	Jacksonville	L, 25-23	55,260
Nov. 18, 2001	Pittsburgh	L, 20-7	62,644
<b>Sept. 9, 2001</b>	<b>Jacksonville</b>	<b>W, 21-3</b>	<b>63,785</b>
<b>Nov. 19, 2000</b>	<b>Pittsburgh</b>	<b>W, 34-24</b>	<b>50,925</b>
Oct. 1, 2000	Jacksonville	L, 24-13	64,351
<b>Dec. 2, 1999</b>	<b>Jacksonville</b>	<b>W, 20-6</b>	<b>68,806</b>
<b>Oct. 3, 1999</b>	<b>Pittsburgh</b>	<b>W, 17-3</b>	<b>57,308</b>
<b>Dec. 28, 1998</b>	<b>Jacksonville</b>	<b>W, 21-3</b>	<b>74,143</b>
Nov. 22, 1998	Pittsburgh	L, 30-15	59,124
Oct. 26, 1997	Pittsburgh	L, 23-17 (OT)	57,011
<b>Sept. 22, 1997</b>	<b>Pittsburgh</b>	<b>W, 30-21</b>	<b>73,016</b>
Nov. 17, 1996	Pittsburgh	L, 28-3	58,879
<b>Sept. 1, 1996</b>	<b>Jacksonville</b>	<b>W, 24-9</b>	<b>70,210</b>
Oct. 29, 1995	Pittsburgh	L, 24-7	54,516
<b>Oct. 8, 1995</b>	<b>Jacksonville</b>	<b>W, 20-16</b>	<b>72,042</b>

## SAN FRANCISCO 49ERS



**Head Coach:** Kyle Shanahan (since 2017 · 64-51, .557)  
**Stadium:** Levi's Stadium (since 2014 · 68,500)

**Regular Season Series:** 2-5 (.286)      **Home Record:** 2-3 (.400)  
**Postseason Series:** 0-0 (.000)      **Road Record:** 0-2 (.000)

Date	Location	Result	Attendance
Nov. 12, 2023	Jacksonville	L, 34-3	69,271
Nov. 21, 2021	Jacksonville	L, 30-10	60,268
Dec. 24, 2017	San Francisco	L, 44-33	70,133
Oct. 27, 2013	London	L, 42-10	83,559
Nov. 29, 2009	San Francisco	L, 20-3	69,732
<b>Dec. 18, 2005</b>	<b>Jacksonville</b>	<b>W, 10-9</b>	<b>64,764</b>
<b>Sept. 12, 1999</b>	<b>Jacksonville</b>	<b>W, 41-3</b>	<b>68,678</b>

## SEATTLE SEAHAWKS



**Head Coach:** Mike Macdonald (since 2024 · 0-0, .000)  
**Stadium:** Lumen Field (since 2002 · 68,740)

**Regular Season Series:** 3-5 (.375)      **Home Record:** 3-2 (.600)  
**Postseason Series:** 0-0 (.000)      **Road Record:** 0-4 (.000)

Date	Location	Result	Attendance
Oct. 31, 2021	Seattle	L, 31-7	67,243
<b>Dec. 10, 2017</b>	<b>Jacksonville</b>	<b>W, 30-24</b>	<b>64,431</b>
Sept. 22, 2013	Seattle	L, 45-17	68,087
Oct. 11, 2009	Seattle	L, 41-0	67,228
<b>Sept. 11, 2005</b>	<b>Jacksonville</b>	<b>W, 26-14</b>	<b>65,204</b>
Oct. 7, 2001	Seattle	L, 24-15	54,524
Nov. 12, 2000	Jacksonville	L, 28-21	68,063
<b>Dec. 15, 1996</b>	<b>Jacksonville</b>	<b>W, 20-13</b>	<b>66,134</b>
Nov. 12, 1995	Jacksonville	L, 47-30	71,290

## TAMPA BAY BUCCANEERS



**Head Coach:** Todd Bowles (since 2022 · 17-17, .500)  
**Stadium:** Raymond James Stadium (since 1998 · 65,890)

**Regular Season Series:** 4-4 (.500)      **Home Record:** 3-1 (.750)  
**Postseason Series:** 0-0 (.000)      **Road Record:** 1-3 (.250)

Date	Location	Result	Attendance
Dec. 24, 2023	Tampa Bay	L, 30-12	62,547
Dec. 1, 2019	Jacksonville	L, 28-11	62,633
Oct. 11, 2015	Tampa Bay	L, 38-31	58,490
<b>Dec. 11, 2011</b>	<b>Jacksonville</b>	<b>W, 41-14</b>	<b>62,562</b>
<b>Oct. 28, 2007</b>	<b>Tampa Bay</b>	<b>W, 24-23</b>	<b>65,133</b>
<b>Nov. 30, 2003</b>	<b>Jacksonville</b>	<b>W, 17-10</b>	<b>60,543</b>
<b>Nov. 15, 1998</b>	<b>Jacksonville</b>	<b>W, 29-24</b>	<b>72,974</b>
Nov. 19, 1995	Tampa Bay	L, 17-16	71,629

## TENNESSEE TITANS



**Head Coach:** Brian Callahan (since 2024 · 0-0, .000)  
**Stadium:** Nissan Stadium (since 1999 · 69,143)

**Regular Season Series:** 24-34 (.414)      **Home Record:** 14-15 (.483)  
**Postseason Series:** 0-1 (.000)      **Road Record:** 10-19 (.345)

Date	Location	Result	Attendance
Jan. 7, 2024	Tennessee	L, 28-20	63,744
<b>Nov. 19, 2023</b>	<b>Jacksonville</b>	<b>W, 34-14</b>	<b>67,175</b>
<b>Jan. 7, 2023</b>	<b>Jacksonville</b>	<b>W, 20-16</b>	<b>70,050</b>
<b>Dec. 11, 2022</b>	<b>Tennessee</b>	<b>W, 36-22</b>	<b>68,409</b>
Dec. 12, 2021	Tennessee	L, 20-0	67,808
Oct. 10, 2021	Jacksonville	L, 37-19	58,282
Dec. 13, 2020	Jacksonville	L, 31-10	15,896
Sept. 20, 2020	Tennessee	L, 33-30	0
Nov. 24, 2019	Tennessee	L, 42-20	60,926
Sept. 19, 2019	Jacksonville	W, 20-7	58,613
Dec. 6, 2018	Tennessee	L, 30-9	60,344
Sept. 23, 2018	Jacksonville	L, 9-6	64,015
Dec. 31, 2017	Tennessee	L, 15-10	65,501
Sept. 17, 2017	Jacksonville	L, 37-16	61,709
<b>Dec. 24, 2016</b>	<b>Jacksonville</b>	<b>W, 38-17</b>	<b>59,621</b>
Oct. 27, 2016	Tennessee	L, 36-22	61,619
Dec. 6, 2015	Tennessee	L, 42-39	57,355
<b>Nov. 19, 2015</b>	<b>Jacksonville</b>	<b>W, 19-13</b>	<b>60,121</b>
<b>Dec. 18, 2014</b>	<b>Jacksonville</b>	<b>W, 21-13</b>	<b>61,202</b>
Oct. 12, 2014	Tennessee	L, 16-14	69,143
Dec. 22, 2013	Jacksonville	L, 20-16	60,559
<b>Nov. 10, 2013</b>	<b>Tennessee</b>	<b>W, 29-27</b>	<b>69,143</b>
Dec. 30, 2012	Tennessee	L, 38-20	69,143
<b>Nov. 25, 2012</b>	<b>Jacksonville</b>	<b>W, 24-19</b>	<b>63,323</b>
Dec. 24, 2011	Tennessee	L, 23-17	69,143
<b>Sept. 11, 2011</b>	<b>Jacksonville</b>	<b>W, 16-14</b>	<b>61,619</b>
<b>Dec. 5, 2010</b>	<b>Tennessee</b>	<b>W, 17-6</b>	<b>69,143</b>
Oct. 18, 2010	Jacksonville	L, 30-3	63,625
Nov. 1, 2009	Tennessee	L, 30-13	69,143
<b>Oct. 4, 2009</b>	<b>Jacksonville</b>	<b>W, 37-17</b>	<b>49,014</b>
Nov. 16, 2008	Jacksonville	L, 24-14	65,258
Sept. 7, 2008	Tennessee	L, 17-10	69,143
<b>Nov. 11, 2007</b>	<b>Tennessee</b>	<b>W, 28-13</b>	<b>69,143</b>
Sept. 9, 2007	Jacksonville	L, 13-10	65,437
Dec. 17, 2006	Tennessee	L, 24-17	69,143
<b>Nov. 5, 2006</b>	<b>Jacksonville</b>	<b>W, 37-7</b>	<b>66,524</b>
<b>Jan. 1, 2006</b>	<b>Jacksonville</b>	<b>W, 40-13</b>	<b>65,485</b>
<b>Nov. 20, 2005</b>	<b>Tennessee</b>	<b>W, 31-28</b>	<b>69,149</b>
Nov. 21, 2004	Jacksonville	L, 18-15	69,703
<b>Sept. 26, 2004</b>	<b>Tennessee</b>	<b>W, 15-12</b>	<b>68,932</b>
Nov. 16, 2003	Tennessee	L, 10-3	68,809
Oct. 26, 2003	Jacksonville	L, 30-17	55,918
Dec. 22, 2002	Jacksonville	L, 28-10	51,033
Oct. 13, 2002	Tennessee	L, 23-14	68,804
Nov. 4, 2001	Tennessee	L, 28-24	68,798





# SERIES RESULTS

Sept. 23, 2001	Jacksonville	W, 13-6	65,994
Nov. 26, 2000	Jacksonville	W, 16-13	65,454
Oct. 16, 2000	Tennessee	L, 27-13	68,498
Jan. 23, 2000	Jacksonville (AFC)	L, 33-14	75,206
Dec. 26, 1999	Tennessee	L, 41-14	66,641
Sept. 26, 1999	Jacksonville	L, 20-19	61,502
Dec. 13, 1998	Jacksonville	L, 16-13	65,657
Sept. 27, 1998	Tennessee	W, 27-22	34,656
Nov. 16, 1997	Jacksonville	W, 17-9	70,070
Nov. 2, 1997	Tennessee	W, 30-24	27,208
Dec. 8, 1996	Houston	W, 23-17	20,196
Sept. 8, 1996	Jacksonville	L, 34-27	66,468
Oct. 1, 1995	Houston	W, 17-16	36,346
Sept. 3, 1995	Jacksonville	L, 10-3	72,363

• On Jan. 7, 2022, the Jaguars defeated the Titans on a fumble recovered and returned for a touchdown by OLB Josh Hines-Allen to clinch the AFC South Division title and earn a playoff berth.

• Jacksonville has totaled 23 victories in the all-time series against Tennessee, which are the most wins against any opponent faced in franchise history.

• Jacksonville's first game in franchise history was against the Houston Oilers on Sept. 3, 1995 (L, 10-3). The club's first win came versus Houston on Oct. 1, 1995 (W, 17-16).

• Jacksonville's 150th win in franchise history came against the Titans on Nov. 19, 2015 (W, 19-13) at TIAA Bank Field.

## WASHINGTON COMMANDERS

**Head Coach:** Dan Quinn (since 2024 • 0-0, .000)

**Stadium:** FedEx Field (since 1997 • 79,000)



**Regular Season Series:** 1-7 (.125)      **Home Record:** 1-3 (.250)  
**Postseason Series:** 0-0 (.000)      **Road Record:** 0-4 (.000)

Date	Location	Result	Attendance
Sept. 11, 2022	Washington	L, 28-22	58,192
Dec. 16, 2018	Jacksonville	L, 16-13	67,577
Sept. 14, 2014	Washington	L, 41-10	80,037
Dec. 26, 2010	Jacksonville	L, 20-17 (OT)	63,470
Oct. 1, 2006	Washington	L, 36-30 (OT)	89,450
Nov. 10, 2002	Jacksonville	W, 26-7	66,665
Oct. 22, 2000	Jacksonville	L, 35-16	69,061
Sept. 28, 1997	Washington	L, 24-12	74,421

• Doug Pederson made his Jaguars regular season head coaching debut at the Washington Commanders in Week 1 on September 11. The season opener marked Jacksonville's fourth time playing at Washington in franchise history and its first time opening the season against the Commanders. It was the Jaguars' first time opening on the road against an NFC opponent since 2018 when they defeated the New York Giants, 20-15.

## POSTSEASON MATCHUPS

Opponent	W-L	W%	PF Avg.	PA Avg.	Home	Away	Last
Buffalo	2-0	100.0	20.0	15.0	1-0	1-0	2017
Denver	1-1	.500	23.5	34.5	0-0	1-1	1997
Kansas City	0-1	.000	20.0	27.0	0-0	0-1	2022
L.A. Chargers	1-0	1.000	31.0	30.0	1-0	0-0	2022
Miami	1-0	1.000	62.0	7.0	1-0	0-0	1999
New England	1-4	.200	14.8	22.6	1-0	0-4	2017
N.Y. Jets	0-1	.000	24.0	34.0	0-0	0-1	1998
Pittsburgh	2-0	1.000	38.0	35.5	0-0	2-0	2017
Tennessee	0-1	.000	14.0	33.0	0-1	0-1	1999
	<b>8-8</b>	<b>.500</b>	<b>30.9</b>	<b>26.4</b>	<b>4-1</b>	<b>4-7</b>	



Doug Pederson enters the 2024 campaign with a career record of 60-53-1 and a postseason record of 5-3. In 2022, the Jaguars became the third team since 1970 to draft first overall and then win their division the following season.

## AFC OPPONENTS

### AFC NORTH

Opponent	W-L	W%	PF Avg.	PA Avg.	Home	Away	Last
Cleveland	12-7	.632	22.8	16.4	5-4	7-3	2023
Cincinnati	13-12	.520	22.9	19.4	8-4	5-8	2023
Baltimore	13-11	.542	21.8	20.5	8-4	5-7	2023
Pittsburgh	13-13	.500	17.7	17.0	7-7	6-6	2023
	<b>51-43</b>	<b>.543</b>	<b>21.3</b>	<b>18.3</b>	<b>28-19</b>	<b>23-24</b>	

### AFC EAST

Opponent	W-L	W%	PF Avg.	PA Avg.	Home	Away	Last
N.Y. Jets	9-7	.563	20.8	16.5	5-1	4-6	2022
Miami	5-4	.555	16.4	19.8	3-3	2-1	2021
Buffalo	8-9	.471	20.8	21.4	4-4	4-5	2023
New England	1-8	.111	17.8	31.6	1-3	0-5	2021
	<b>23-28</b>	<b>.451</b>	<b>18.9</b>	<b>22.3</b>	<b>13-11</b>	<b>10-17</b>	

### AFC SOUTH

Opponent	W-L	W%	PF Avg.	PA Avg.	Home	Away	Last
Tennessee	24-34	.414	19.2	21.5	14-15	10-19	2024
Indianapolis	19-27	.413	21.3	22.7	13-10	6-17	2023
Houston	15-29	.341	19.3	22.4	8-14	7-15	2023
	<b>58-90</b>	<b>.392</b>	<b>19.9</b>	<b>22.2</b>	<b>35-39</b>	<b>23-51</b>	

### AFC WEST

Opponent	W-L	W%	PF Avg.	PA Avg.	Home	Away	Last
Kansas City	6-9	.400	19.3	23.6	4-4	2-5	2023
Denver	6-7	.462	18.8	22.2	3-4	3-3	2022
Las Vegas Raiders	6-4	.600	21.8	18.8	3-1	3-3	2022
L.A. Chargers	4-9	.308	19.6	29.6	3-4	1-6	2022
	<b>22-29</b>	<b>.431</b>	<b>19.9</b>	<b>23.6</b>	<b>13-13</b>	<b>9-17</b>	

## NFC OPPONENTS

### NFC NORTH

Opponent	W-L	W%	PF Avg.	PA Avg.	Home	Away	Last
Detroit	3-5	.429	20.1	28.5	2-2	1-3	2022
Green Bay	2-5	.286	20.2	24.0	1-3	1-2	2020
Chicago	3-5	.375	16.6	24.1	1-3	2-2	2016
Minnesota	1-6	.143	18.3	26.8	0-2	1-4	2016
	<b>9-21</b>	<b>.300</b>	<b>18.8</b>	<b>25.9</b>	<b>4-10</b>	<b>5-11</b>	

### NFC EAST

Opponent	W-L	W%	PF Avg.	PA Avg.	Home	Away	Last
Philadelphia	3-4	.429	19.7	23.9	2-2	1-2	2022
N.Y. Giants	4-4	.500	23.8	20.1	3-1	1-3	2022
Dallas	4-4	.500	23.4	25.4	2-2	2-3	2022
Washington	1-7	.125	18.3	25.6	1-3	0-4	2022
	<b>12-19</b>	<b>.387</b>	<b>21.3</b>	<b>23.8</b>	<b>8-8</b>	<b>4-12</b>	

### NFC SOUTH

Opponent	W-L	W%	PF Avg.	PA Avg.	Home	Away	Last
Tampa Bay	4-4	.500	22.6	23.0	3-1	1-3	2023
Atlanta	4-5	.444	17.3	18.7	3-2	1-3	2023
Carolina	4-4	.500	22.3	16.8	3-1	1-3	2023
New Orleans	3-5	.375	21.5	24.8	2-2	1-3	2023
	<b>15-18</b>	<b>.455</b>	<b>20.9</b>	<b>20.8</b>	<b>11-6</b>	<b>4-12</b>	

### NFC WEST

Opponent	W-L	W%	PF Avg.	PA Avg.	Home	Away	Last
Arizona	2-4	.333	23.7	23.8	1-3	1-1	2021
San Francisco	2-5	.286	15.7	26.0	2-3	0-2	2023
Seattle	3-6	.333	18.4	29.7	3-2	0-4	2021
L.A. Rams	1-5	.166	17.0	26.5	1-1	0-4	2021
	<b>8-20</b>	<b>.286</b>	<b>18.7</b>	<b>26.5</b>	<b>7-9</b>	<b>1-11</b>	



# PRESEASON RESULTS

## 1995

Record: 2-3 (.400)

Date	Opponent	Result
July 29	Carolina Panthers*	L, 20-14
Aug. 4	at Miami Dolphins	W, 24-21
Aug. 10	at Detroit Lions	L, 19-3
Aug. 18	St. Louis Rams	L, 27-10
Aug. 25	Denver Broncos	W, 23-17

\* Hall of Fame Game (Canton, Ohio)

## 1996

Record: 2-2 (.500)

Date	Opponent	Result
Aug. 2	New York Giants	L, 24-17
Aug. 9	at St. Louis Rams	L, 17-10
Aug. 18	San Francisco 49ers	W, 38-10
Aug. 23	at Denver Broncos	W, 31-24

## 1997

Record: 4-0 (1.000)

Date	Opponent	Result
Aug. 3	Carolina Panthers	W, 23-9
Aug. 9	at New York Giants	W, 38-16
Aug. 18	at San Francisco 49ers	W, 28-20
Aug. 22	Atlanta Falcons	W, 26-17

## 1998

Record: 2-2 (.500)

Date	Opponent	Result
Aug. 8	at Carolina Panthers	L, 30-27
Aug. 14	New York Giants	W, 24-10
Aug. 22	at Kansas City Chiefs	L, 22-21
Aug. 27	Dallas Cowboys	W, 42-20

## 1999

Record: 3-1 (.750)

Date	Opponent	Result
Aug. 13	Carolina Panthers	W, 35-10
Aug. 21	at New York Giants	L, 27-20
Aug. 22	Kansas City Chiefs	W, 31-6
Sept. 2	at Dallas Cowboys	W, 27-6

## 2000

Record: 3-1 (.750)

Date	Opponent	Result
Aug. 4	at Carolina Panthers	W, 34-14
Aug. 11	New York Giants	W, 16-13
Aug. 19	at Kansas City Chiefs	W, 28-23
Aug. 24	Atlanta Falcons	L, 31-20

## 2001

Record: 2-2 (.500)

Date	Opponent	Result
Aug. 10	Carolina Panthers	W, 18-16
Aug. 16	at New York Giants	L, 27-5
Aug. 23	Kansas City Chiefs	W, 28-23
Aug. 30	at Dallas Cowboys	L, 27-17

## 2002

Record: 1-3 (.250)

Date	Opponent	Result
Aug. 9	at Atlanta Falcons	L, 23-13
Aug. 16	Tampa Bay Buccaneers	L, 20-0
Aug. 23	at Chicago Bears*	W, 24-16
Aug. 29	Dallas Cowboys	L, 28-25

## 2003

Record: 3-1 (.750)

Date	Opponent	Result
Aug. 9	at Minnesota Vikings	W, 16-14
Aug. 15	Miami Dolphins	W, 27-23
Aug. 23	at Tampa Bay Buccaneers	L, 10-6
Aug. 28	Washington	W, 17-15

## 2004

Record: 3-1 (.750)

Date	Opponent	Result
Aug. 14	at Miami Dolphins	L, 16-5
Aug. 20	Tampa Bay Buccaneers	W, 14-6
Aug. 27	Green Bay Packers	W, 9-7
Sept. 2	at New England Patriots	W, 31-0

## 2005

Record: 2-2 (.500)

Date	Opponent	Result
Aug. 13	Miami Dolphins	W, 27-17
Aug. 20	at Tampa Bay Buccaneers	W, 20-17
Aug. 25	Atlanta Falcons	L, 23-7
Sept. 1	at Dallas Cowboys	L, 27-20

## 2006

Record: 3-1 (.750)

Date	Opponent	Result
Aug. 12	at Miami Dolphins	W, 31-26
Aug. 19	Carolina Panthers	L, 17-10
Aug. 26	Tampa Bay Buccaneers	W, 29-18
Aug. 31	at Atlanta Falcons	W, 20-17

## 2007

Record: 3-1 (.750)

Date	Opponent	Result
Aug. 11	at Miami Dolphins	L, 18-17
Aug. 18	Tampa Bay Buccaneers	W, 31-19
Aug. 23	at Green Bay Packers	W, 21-13
Aug. 30	Washington	W, 31-14

## 2008

Record: 3-1 (.750)

Date	Opponent	Result
Aug. 9	Atlanta Falcons	W, 20-17
Aug. 16	Miami Dolphins	L, 19-14
Aug. 23	at Tampa Bay Buccaneers	W, 23-17
Aug. 28	at Washington	W, 24-3

## 2009

Record: 1-3 (.250)

Date	Opponent	Result
Aug. 17	at Miami Dolphins	L, 12-9
Aug. 22	Tampa Bay Buccaneers	L, 24-23
Aug. 27	at Philadelphia Eagles	L, 33-32
Sept. 3	Washington	W, 24-17

## 2010

Record: 2-2 (.500)

Date	Opponent	Result
Aug. 13	at Philadelphia Eagles	L, 28-27
Aug. 21	Miami Dolphins	L, 27-26
Aug. 28	at Tampa Bay Buccaneers	W, 19-13
Sept. 2	Atlanta Falcons	W, 13-9

## 2011

Record: 1-3 (.250)

Date	Opponent	Result
Aug. 11	at New England Patriots	L, 47-12
Aug. 19	Atlanta Falcons	W, 15-13
Aug. 27	at Buffalo Bills	L, 35-32 (OT)
Sept. 1	St. Louis Rams	L, 24-17

## 2012

Record: 3-1 (.750)

Date	Opponent	Result
Aug. 10	New York Giants	W, 32-31
Aug. 17	at New Orleans Saints	W, 27-24
Aug. 23	at Baltimore Ravens	L, 48-17
Aug. 30	Atlanta Falcons	W, 24-14

## 2013

Record: 1-3 (.250)

Date	Opponent	Result
Aug. 9	Miami Dolphins	L, 27-3
Aug. 17	at New York Jets	L, 37-13
Aug. 24	Philadelphia Eagles	L, 31-24
Aug. 29	at Atlanta Falcons	W, 20-16

## 2014

Record: 1-3 (.250)

Date	Opponent	Result
Aug. 8	Tampa Bay Buccaneers	W, 16-10
Aug. 17	at Chicago Bears	L, 20-19
Aug. 24	at Detroit Lions	L, 13-12
Aug. 29	Atlanta Falcons	L, 24-14

## 2015

Record: 2-2 (.500)

Date	Opponent	Result
Aug. 14	Pittsburgh Steelers	W, 23-21
Aug. 22	at New York Giants	L, 22-12
Aug. 28	Detroit Lions	L, 22-17
Sept. 3	at Washington	W, 17-16

## 2016

Record: 1-3 (.250)

Date	Opponent	Result
Aug. 11	at New York Jets	L, 17-13
Aug. 20	Tampa Bay Buccaneers	L, 27-21
Aug. 28	Cincinnati Bengals	W, 26-21
Sept. 1	at Atlanta Falcons	L, 17-15

## 2017

Record: 2-2 (.500)

Date	Opponent	Result
Aug. 10	at New England Patriots	W, 31-24
Aug. 17	Tampa Bay Buccaneers	L, 12-8
Aug. 24	Carolina Panthers	L, 24-23
Aug. 31	at Atlanta Falcons	W, 13-7

## 2018

Record: 3-1 (.750)

Date	Opponent	Result
Aug. 9	New Orleans Saints	L, 24-20
Aug. 18	at Minnesota Vikings	W, 14-10
Aug. 25	Atlanta Falcons	W, 17-6
Aug. 30	at Tampa Bay Buccaneers	W, 25-10

## 2019

Record: 0-4 (.000)

Date	Opponent	Result
Aug. 8	at Baltimore Ravens	L, 29-0
Aug. 15	Philadelphia Eagles	L, 24-10
Aug. 25	at Miami Dolphins	L, 22-7
Aug. 30	Atlanta Falcons	L, 31-12

## 2021

Record: 1-2 (.333)

Date	Opponent	Result
Aug. 14	Cleveland Browns	L, 29-0
Aug. 23	at New Orleans Saints	L, 21-23
Aug. 29	at Dallas Cowboys	W, 34-14

## 2022

Record: 0-4 (0.0)

Date	Opponent	Result
Aug. 4	at Las Vegas Raiders	L, 27-11
Aug. 12	Cleveland Browns	L, 24-13
Aug. 20	Pittsburgh Steelers	L, 16-15
Aug. 27	at Atlanta Falcons	L, 28-12

## 2023

Record: 3-0 (1.000)

Date	Opponent	Result
Aug. 12	at Dallas Cowboys	W, 28-23
Aug. 19	at Detroit Lions	W, 25-7
Aug. 26	at Miami Dolphins	W, 31-18



# SEASON RESULTS

## 1995 STATISTICS

HEAD COACH: TOM COUGHLIN

RECORD: 4-12 (.250)

STANDINGS: 5TH, AFC CENTRAL

DATE	OPPONENT	RESULT	ATT.
Sept. 3	Houston	L, 3-10	72,363
Sept. 10	at Cincinnati	L, 17-24	48,318
Sept. 17	at N.Y. Jets	L, 10-27	49,970
Sept. 24	Green Bay	L, 14-24	66,744
Oct. 1	at Houston	W, 17-16	36,346
Oct. 8	Pittsburgh	W, 20-16	72,042
Oct. 15	Chicago	L, 27-30	72,020
Oct. 22	at Cleveland	W, 23-15	64,405
Oct. 29	at Pittsburgh	L, 7-24	54,516
Nov. 12	Seattle	L, 30-47	71,290
Nov. 19	at Tampa Bay	L, 16-17	71,629
Nov. 26	Cincinnati	L, 13-17	68,249
Dec. 3	at Denver	L, 23-31	72,231
Dec. 10	Indianapolis	L, 31-41	66,099
Dec. 17	at Detroit	L, 0-44	70,204
Dec. 24	Cleveland	W, 24-21	66,007

TOTAL FIRST DOWNS	JAGUARS	OPP.
Rushing	100	121
Passing	154	177
Penalty	29	22
3rd Down: Made/Att.	74/205	107/222
3rd Down Pct.	36.1	48.2
4th Down: Made/Att.	6/15	10/16
4th Down Pct.	40.0	62.5
POSSESSION AVG.	28:37	31:23
TOTAL NET YARDS	4,495	5,515
Average Per Game	280.9	344.7
Total Plays	962	1,030
Average Per Play	4.7	5.4
NET YARDS RUSHING	1,705	2,003
Average Per Game	106.6	125.2
Total Rushes	410	504
NET YARDS PASSING	2,790	3,512
Average Per Game	174.4	219.5
Sacked/Yards Lost	57/354	17/72
Gross Yards	3,144	3,584
Att./Comp.	495/275	509/304
Completion Pct.	55.6	59.7
Had Intercepted	15	13
PUNTS/AVERAGE	82/43.8	61/42.0
NET PUNTING AVG.	38.6	36.1
PENALTIES/YARDS	121/970	102/958
FUMBLES/BALL LOST	23/13	22/11
TOUCHDOWNS	31	46
Rushing	9	17
Passing	19	28
Returns	3	1

BY PERIODS	1	2	3	4	OT	PTS
Jaguars	64	67	28	116	0	275
Opponents	75	138	91	100	0	404

SCORING	TD	RU	PA	RT	PAT	FG	S	TP
Hollis	0	0	0	0	27/28	20/27	0	87
Jackson	5	0	5	0	0	0	0	32
Smith	5	0	3	2	0	0	0	30
Brunell	4	4	0	0	0	0	0	24
Givins	3	0	3	0	0	0	0	18
Stewart	3	2	1	0	0	0	0	18
Tillman	3	0	3	0	0	0	0	18
Dunbar	2	2	0	0	0	0	0	12
Mitchell	2	0	2	0	0	0	0	12
Christopherson	1	1	0	0	0	0	0	6
Howard	1	0	1	0	0	0	0	6
Jordan	1	0	0	1	0	0	0	6
Washington	1	0	0	1	0	0	0	6
Jaguars	31	9	19	3	27/28	20/27	0	275
Opponents	46	17	28	1	45/45	27/31	1	404

RUSHING	NO	YDS	AVG	LG	TD
Stewart	137	525	3.8	22	2
Brunell	67	480	7.2	27t	4
Dunbar	110	361	3.3	26	2
Maston	41	186	4.5	21	0
Jordan	21	62	3.0	10	0
Beuerlein	5	32	6.4	13	0
Cobb	9	18	2.0	5	0
Johnson	3	17	5.7	7	0
Christopherson	16	16	1.0	10	1
Howard	1	8	8.0	8	0
Jaguars	410	1,705	4.2	27t	9
Opponents	504	2,003	4.0	86t	17

RECEIVING	NO	YDS	AVG	LG	TD
Jackson	53	589	11.1	45	5
Mitchell	41	527	12.9	35	2
Tillman	30	368	12.3	28	3
Givins	29	280	9.7	18	3
Howard	26	276	10.6	24	1
J. Smith	22	288	13.1	33	3
Stewart	21	190	9.0	38	1
Maston	18	131	7.3	19	0
Griffith	16	243	15.2	39	0
Marsh	7	127	18.1	34	0
Jordan	5	89	17.8	71t	1
Keith	3	20	6.7	9	0
Dunbar	2	11	5.5	8	0
Laro	1	6	6.0	6	0
Christopherson	1	-1	-1.0	-1	0
Jaguars	275	3,144	11.4	71t	19
Opponents	304	3,584	11.8	68t	28

INTERCEPTIONS	NO	YDS	AVG	LG	TD
Colon	3	46	15.3	41	0
Williams	2	19	9.5	16	0
Goganious	2	11	5.5	6	0
Washington	1	48	48.0	48t	1
Carrington	1	17	17.0	17	0
Smeenge	1	12	12.0	12	0
Grow	1	2	2.0	2	0
Clark	1	0	0.0	0	0
Dumas	1	0	0.0	0	0
Jaguars	13	155	11.9	48t	1
Opponents	15	178	11.9	45	0

PUNTING	NO	YDS	AVG	NET	TB	IN	LG	B
Barker	82	3,591	43.8	38.6	5	19	63	0
Jaguars	82	3,591	43.8	38.6	5	19	63	0
Opponents	61	2,564	42.0	36.1	6	30	58	1

PUNT RET.	NO	FC	YDS	AVG	LG	TD
Howard	24	8	246	10.3	40	0
Givins	2	0	-7	-3.5	-1	0
Tillman	2	0	6	3.0	9	0
Jackson	1	0	-2	-2.0	-2	0
Jaguars	29	8	243	8.4	40	0
Opponents	45	11	323	7.2	25	0

KICKOFF RET.	NO	YDS	AVG	LG	TD
J. Smith	24	540	22.5	89t	1
Jackson	19	404	21.3	47	0
Marsh	15	323	21.5	39	0
Howard	10	178	17.8	24	0
Dunbar	2	32	16.0	21	0
Jordan	2	41	20.5	21	0
Griffith	1	9	9.0	9	0
Maston	1	5	5.0	5	0
Jaguars	74	1,532	20.7	94t	1
Opponents	54	1,278	23.7	95t	1

2-POINT CONVERSIONS: W. Jackson  
Jaguars 1-3; Opponents 0-1

FGs	1-19	20-29	30-39	40-49	50+
Hollis	0/0	7/9	7/8	4/7	2/3
Jaguars	0/0	7/9	7/8	4/7	2/3
Opponents	2/2	10/10	9/9	5/8	1/2

Hollis: (36N, 26G), (29G), (34G), ( ), (22G), (53G, 32G), (47N, 49G, 40G, 54N), (31G), ( ), (26G, 50G, 29G), (22G), (41N, 47B, 36G, 39G), (47G), (27B, 37G), (27N), (42G, 21G, 34G)

Opponents: (19G), (42G, 48N), (21G, 48G), (47N, 49G), (29G, 53G, 32G, 52N), (41G, 19G, 22G), (25G, 21G, 20G), (36G, 29G, 21G), (36G), (25G), (33G), (31G), (38G), (22G, 44G), (38G, 39G, 33G), (40N)

SACKS: Smeenge 4.0, Davey 3.0, Lageman 3.0, Logan 3.0, Mayfield 1.5, Pritchett 1.5, Frase 1.0  
Jaguars 17; Opponents 57

TACKLES (Solo-Assists-Total): Schwartz (88-73-161), Goganious (59-73-132), Pritchett (50-51-101), Colon (58-22-80), J. Williams (49-30-79), Davey (39-36-75), Smeenge (40-33-73), V. Clark (59-10-69), Washington (57-8-65), Lageman (35-20-55), Dumas (36-18-54), M. Williams (26-23-49), T. Davis (30-11-41), Thomas (32-7-39), Mayfield (18-16-34), McManus (15-16-31), Frase (16-13-29), Carrington (14-4-18), Logan (10-6-16), Grow (4-5-9), Stephens (3-6-9), Carter (3-5-8), Sheppard (6-1-7), Hall (5-1-6), Green (4-2-6), R. Clark (1-4-5), Miller (0-2-2), Thompson (0-2-2)

### USUAL STARTING LINEUP

#### OFFENSE

- QB Mark Brunell (10)
- Steve Beuerlein (6)
- RB James Stewart (8)
- Vaughn Dunbar (6)
- FB Le'Shai Maston (10)
- WR Ernest Givins (9)
- Jimmy Smith (4)
- WR Willie Jackson (10)
- Desmond Howard (6)
- LT Tony Boselli (12)
- LG Shawn Bouwens (9)
- Jeff Novak (7)
- C Dave Widell (16)
- RG Tom Myslinski (9)
- Ben Coleman (5)
- RT Brian DeMarco (16)
- TE Rich Griffith (15)
- Pete Mitchell (5)

#### DEFENSE

- LE Joel Smeenge (11)
- LT Kelvin Pritchett (16)
- RT Don Davey (12)
- RE Jeff Lageman (11)
- Paul Frase (5)
- SLB Keith Goganious (10)
- James Williams (6)
- MLB Bryan Schwartz (9)
- Keith Goganious (5)
- WLB Mark Williams (10)
- Joel Smeenge (4)
- LCB Vinnie Clark (16)
- RCB Mickey Washington (16)
- LS Harry Colon (11)
- Travis Davis (5)
- RS Mike Dumas (8)
- Harry Colon (5)

PASSING	ATT	CMP	PCT	YDS	YDS/ATT	TD	INT	LG	SK/YDS	RTG
Brunell	346	201	58.1	2,168	6.27	15	7	45	39/238	82.6
Beuerlein	142	71	50.0	952	6.70	4	7	71t	17/103	60.5
Johnson	7	3	42.9	24	3.43	0	1	19	1/13	12.5
Jaguars	495	275	55.6	3,144	6.35	19	15	71t	57/354	75.0
Opponents	509	304	59.7	3,584	7.04	28	13	68t	17/72	88.9





# SEASON RESULTS

## 1996 STATISTICS

HEAD COACH: TOM COUGHLIN

RECORD: 9-7 (.563)

STANDINGS: 5TH, AFC CENTRAL

DATE	OPPONENT	RESULT	ATT.
Sept. 1	Pittsburgh	W, 24-9	70,210
Sept. 8	Houston	L, 27-34	66,468
Sept. 15 at	Oakland	L, 3-17	46,291
Sept. 22 at	New England	L, 25-28 (OT)	59,446
Sept. 29	Carolina	W, 24-14	71,537
Oct. 6 at	New Orleans	L, 13-17	34,231
Oct. 13	N.Y. Jets	W, 21-17	65,699
Oct. 20 at	St. Louis	L, 14-17	60,066
Oct. 27 at	Cincinnati	L, 21-28	45,890
Nov. 10	Baltimore	W, 30-27	64,628
Nov. 17 at	Pittsburgh	L, 3-28	58,879
Nov. 24 at	Baltimore	W, 28-25 (OT)	57,384
Dec. 1	Cincinnati	W, 30-27	57,408
Dec. 8 at	Houston	W, 23-17	20,196
Dec. 15	Seattle	W, 20-13	66,134
Dec. 22	Atlanta	W, 19-17	71,449
Dec. 28 at	Buffalo	W, 30-27	70,213
Jan. 4 at	Denver	W, 30-27	75,678
Jan. 12 at	New England	L, 6-20	60,190

	JAGUARS	OPP.
<b>TOTAL FIRST DOWNS</b>	<b>325</b>	<b>316</b>
Rushing	90	110
Passing	208	181
Penalty	27	25
3rd Down: Made/Att.	87/208	93/211
3rd Down Pct.	41.8	44.1
4th Down: Made/Att.	5/8	3/8
4th Down Pct.	62.5	37.5
<b>POSSESSION AVG.</b>	<b>31:18</b>	<b>28:42</b>
<b>TOTAL NET YARDS</b>	<b>5,760</b>	<b>5,095</b>
Average Per Game	360.0	318.4
Total Plays	1,038	993
Average Per Play	5.5	5.1
<b>NET YARDS RUSHING</b>	<b>1,650</b>	<b>1,781</b>
Average Per Game	103.1	111.3
Total Rushes	431	447
<b>NET YARDS PASSING</b>	<b>4,110</b>	<b>3,314</b>
Average Per Game	256.9	207.1
Sacked/Yards Lost	50/257	37/237
Gross Yards	4,367	3,551
Att./Comp.	557/353	509/291
Completion Pct.	63.4	57.2
Had Intercepted	20	13
<b>PUNTS/AVERAGE</b>	<b>69/43.7</b>	<b>71/42.0</b>
<b>NET PUNTING AVG.</b>	<b>69/35.6</b>	<b>71/34.5</b>
<b>PENALTIES/YARDS</b>	<b>127/1006</b>	<b>97/800</b>
<b>FUMBLES/BALL LOST</b>	<b>29/10</b>	<b>26/14</b>
<b>TOUCHDOWNS</b>	<b>33</b>	<b>37</b>
Rushing	13	9
Passing	19	24
Returns	1	4

BY PERIODS	1	2	3	4	OT	PTS
Jaguars	68	80	80	94	3	325
Opponents	70	117	65	80	3	335

SCORING	TD	RU	PA	RT	PAT	FG	S	TP
Hollis	0	0	0	0	27/27	30/36	0	117
Stewart	10	8	2	0			0	60
Smith	7	0	7	0			0	42
Brunell	3	3	0	0			0	22
McCardell	3	0	3	0			0	22
Jackson	3	0	3	0			0	20
Means	3	2	1	0			0	18
Rison	2	0	2	0			0	12
Mitchell	1	0	1	0			0	6
Washington	1	0	0	1			0	6
Jaguars	33	13	19	1	27/27	30/36	0	325
Opponents	37	9	24	4	33/35	26/34	0	335

RUSHING	NO	YDS	AVG	LG	TD
Stewart	190	723	3.8	34	8
Means	152	507	3.3	35	2
Brunell	80	396	5.0	33	3
Maston	8	22	2.8	7	0
Jackson	1	2	2.0	2	0
Jaguars	431	1,650	3.8	35	13
Opponents	447	1,781	4.0	76	9

RECEIVING	NO	YDS	AVG	LG	TD
McCardell	85	1,129	13.3	52	3
Smith	83	1,244	15.0	62	7
Mitchell	52	575	11.1	30	1
Rison	34	458	13.5	61t	2
Jackson	33	486	14.7	58	3
Stewart	30	177	5.9	21t	2
Brown	17	141	8.3	16	0
Means	7	45	6.4	11t	1
Maston	6	54	9.0	17	0
Griffith	5	53	10.6	18	0
Hallock	1	5	5.0	5	0
Jaguars	353	4,367	12.4	62	19
Opponents	291	3,551	12.2	63t	24

INTERCEPTIONS	NO	YDS	AVG	LG	TD
Hudson	2	25	12.5	21	0
Hardy	2	19	9.5	13	0
Thomas	2	7	3.5	8	0
Davis	2	0	0.0	0	0
Brackens	1	27	27.0	27	0
Hall	1	20	20.0	20	0
Clark	1	15	15.0	15	0
Washington	1	1	1.0	1	0
Beasley	1	0	0.0	0	0
Jaguars	13	114	8.8	27	0
Opponents	20	370	18.5	92t	3

PUNTING	NO	YDS	AVG	NET	TB	IN	LG	B
Barker	69	3,016	43.7	35.6	8	16	62	0
Jaguars	69	3,016	43.7	35.6	8	16	62	0
Opponents	71	2,979	42.0	34.5	9	19	70	0

PUNT RET.	NO	FC	YDS	AVG	LG	TD
Hudson	32	12	348	10.9	60	0
McCardell	1	1	2	2.0	2	0
Thomas	1	0	1	1.0	1	0
Jaguars	34	13	351	10.3	60	0
Opponents	44	7	400	9.1	40	0

KICKOFF RET.	NO	YDS	AVG	LG	TD
Jordan	26	553	21.3	73	0
Brooks	17	412	24.2	36	0
Bullard	7	157	22.4	36	0
Jackson	7	149	21.3	27	0
Bell	6	119	19.8	28	0
Griffith	2	24	12.0	16	0
Maston	2	49	24.5	29	0
Jaguars	67	1,463	21.8	73	0
Opponents	71	1,674	23.6	62	0

2-POINT CONVERSIONS: Brunell 2, McCardell 2, Jackson  
Jaguars 5-6, Opponents 1-2

FGs	1-19	20-29	30-39	40-49	50+
Hollis	2/2	9/9	12/14	5/8	2/3
Jaguars	2/2	9/9	12/14	5/8	2/3
Opponents	0/0	16/16	5/7	5/10	0/1

Hollis: (52G), (38G, 37G, 31N), (33G), (42N, 27G), (53G), (48N, 36G, 19G), (35G, 40G), (1), (1), (23G, 33G, 24G), (40G), (29G, 41N, 34G), (25G, 46G, 40G, 39G, 39G, 20G), (51N, 34G, 38G, 31G), (36G, 19G, 39G), (23G, 26G, 22G, 42G)

Opponents: (48G, 29G, 23G), (32G, 29G), (32G), (23G, 30G, 29G, 44N, 41G, 40G), (45N), (27G), (20G, 36N), (25G), (1), (21G, 21G), (51N), (21G, 29G, 41G, 33G, 49N), (42B, 22G, 34G), (44N, 27G), (27G, 24G), (46G, 30N)

SACKS: Simmons 7.5, Brackens 7.0, Hardy 5.5, Smeenge 5.0, Lageman 4.5, Pritchett 2.0, Beasley 1.0, Jurkovic 1.0, Robinson 1.0, Davey 0.5, T. Davis 0.5, Hudson 0.5

Jaguars 37, Opponents 50

TACKLES (Solo-Assists-Total): Robinson (67-98-165), Hardy (65-65-130), McManus (57-62-119), Washington (65-9-74), Jurkovic (39-33-72), Simmons (25-41-66), Brackens (43-22-65), T. Davis (40-25-65), Hudson (50-14-64), Lageman (46-16-64), Hall (42-18-60), Davey (26-34-60), Smeenge (20-23-43), Schwartz (20-22-42), Pritchett (17-22-39), Thomas (33-3-36), Massey (30-4-34), Beasley (25-6-31), Clark (15-1-16), Boyer (3-4-7), Frase (1-6-7), Logan (4-0-4), Brooks (4-0-4), Bell (2-1-3), A. Davis (0-2-2)

### USUAL STARTING LINEUP

#### OFFENSE

- QB Mark Brunell (16)
- RB James Stewart (11)
- Natrone Means (4)
- FB Le'Shai Maston (8)
- WR Keenan McCardell (15)
- WR Andre Rison (9)
- Jimmy Smith (7)
- TE Derek Brown (14)
- Pete Mitchell (7)
- LT Tony Boselli (16)
- LG Ben Coleman (16)
- C Dave Widell (14)
- RG Brian DeMarco (9)
- Rich Tylski (7)
- RT Leon Searcy (16)

#### DEFENSE

- LE Joel Smeenge (10)
- Jeff Lageman (6)
- LT Don Davey (11)
- RT John Jurkovic (13)
- RE Clyde Simmons (13)
- SLB Kevin Hardy (15)
- MLB Tom McManus (11)
- WLB Eddie Robinson (15)
- LCB Aaron Beasley (5)
- Dave Thomas (5)
- Vinnie Clark (4)
- RCB Mickey Washington (16)
- LS Dana Hall (9)
- Travis Davis (7)
- RS Chris Hudson (16)

PASSING	ATT	CMP	PCT	YDS	YDS/ATT	TD	INT	LG	SK/YDS	RTG
Brunell	557	353	63.4	4,367	7.84	19	20	62	50/257	84.0
Jaguars	557	353	63.4	4,367	7.84	19	20	62	50/257	84.0
Opponents	509	291	57.2	3,551	6.98	24	13	63t	37/237	83.9





# SEASON RESULTS

## 1997 STATISTICS

HEAD COACH: TOM COUGHLIN

RECORD: 11-5 (.688)

STANDINGS: 2ND, AFC CENTRAL

DATE	OPPONENT	RESULT	ATT.	RUSHING	NO	YDS	AVG	LG	TD
Aug. 31	at Baltimore	W, 28-27	61,018	Means	244	823	3.4	20	9
Sept. 7	N.Y. Giants	W, 40-13	70,581	Stewart	136	555	4.1	33	8
Sept. 22	Pittsburgh	W, 30-21	73,016	Brunell	48	257	5.4	15	2
Sept. 28	at Washington	L, 12-24	74,421	Johnson	10	34	3.4	25t	1
Oct. 5	Cincinnati	W, 21-13	67,128	Hallock	4	21	5.3	11	0
Oct. 12	Philadelphia	W, 38-21	69,150	Jackson	3	14	4.7	13	0
Oct. 19	at Dallas	L, 22-26	64,464	Matthews	1	10	10.0	10	0
Oct. 26	at Pittsburgh	L, 17-23 (OT)	57,011	Shelton	6	4	0.7	2	0
Nov. 2	at Tennessee	W, 30-24	27,208	Jordan	1	2	2.0	2	0
Nov. 9	Kansas City	W, 24-10	70,444	Barker	1	0	0.0	0	0
Nov. 16	Tennessee	W, 17-9	70,070	Jaguars	454	1,720	3.8	33	20
Nov. 23	at Cincinnati	L, 26-31	55,158	Opponents	455	1,734	3.8	30	12
Nov. 30	Baltimore	W, 29-27	63,712	RECEIVING	NO	YDS	AVG	LG	TD
Dec. 7	New England	L, 20-26	73,446	McCardell	85	1,164	13.7	60	5
Dec. 14	at Buffalo	W, 20-14	41,231	Smith	82	1,324	16.1	75	4
Dec. 21	at Oakland	W, 20-9	40,032	Stewart	41	336	8.2	40	1
Dec. 27	at Denver	L, 17-42	74,481	Mitchell	35	380	10.9	33	4

FGs	1-19	20-29	30-39	40-49	50+
Hollis	2/2	12/14	8/9	7/9	2/2
Jaguars	2/2	12/14	8/9	7/9	2/2
Opponents	1/1	3/3	9/12	4/8	0/1

Hollis: (43N), (29G, 52G, 35N, 42G), (29N, 20G, 45G, 38N, 27G), (30G, 42G, 25G, 47G), (27N), (38G), (1), (20G), (30G, 30G, 37G), (52G), (23G), (21G, 35G, 29G, 25G), (41G, 42G, 31G, 29G, 22G), (44N), (19G, 47G), (19G, 23G)

Opponents: (33G, 25G), (1), (40B), (33N, 41G), (1), (43N), (37G, 21G, 63N), (19G), (33N, 36G, 41N), (45G), (41N, 35G), (20G), (1), (44G, 41G, 33G, 39G, 32N), (38G, 31G), (33G)

SACKS: Simmons 8.5, Brackens 7.0, Smeenge 6.5, Lageman 5.0, Davey 3.0, Pritchett 3.0, Hardy 2.5, Wynn 2.5, Davis 2.0, Robinson 2.0, Boyer 1.5, Hamilton 1.0, Kopp 1.0, Tualo 1.0, Schwartz 0.5

Jaguars 48, Opponents 40

TACKLES (Solo-Assists-Total): Schwartz (69-96-165), Robinson (70-91-161), T. Davis (88-28-116), Thomas (75-13-88), Hudson (61-19-80), Hardy (34-39-73), Simmons (31-40-71), Figures (60-3-63), Brackens (36-26-62), Wynn (25-35-60), Lageman (26-30-56), Smeenge (25-30-55), Davey (16-38-54), Pritchett (20-24-44), Boyer (27-16-43), Payne (13-19-32), Beasley (26-5-31), Tualo (12-14-26), Kopp (7-7-14), Hall (11-3-14), Devine (7-1-0), Jurkovic (4-2-0), White (3-3-6), Logan (5-0-5), Hamilton (2-1-3), Brooks (1-1-2), Parker (0-1-1)

### USUAL STARTING LINEUP

#### OFFENSE

- QB Mark Brunell (14)
- RB Natrone Means (11)
- James Stewart (5)
- FB Ty Hallock (7)
- WR Keenan McCardell (16)
- WR Jimmy Smith (16)
- TE Pete Mitchell (12)
- Derek Brown (8)
- LT Tony Boselli (12)
- LG Ben Coleman (12)
- C Dave Widell (12)
- Michael Cheever (4)
- RG Rich Tylski (11)
- Brian DeMarco (5)
- RT Leon Searcy (16)

#### DEFENSE

- LE Jeff Lageman (16)
- LT Renaldo Wynn (8)
- Kelvin Pritchett (5)
- RT Don Davey (10)
- Seth Payne (5)
- RE Clyde Simmons (13)
- SLB Kevin Hardy (11)
- MLB Bryan Schwartz (16)
- WLB Eddie Robinson (13)
- LCB Dave Thomas (9)
- Aaron Beasley (7)
- RCB Deon Figures (9)
- Dave Thomas (7)
- LS Travis Davis (16)
- RS Chris Hudson (16)

TOTAL FIRST DOWNS	JAGUARS	OPP.
Rushing	103	107
Passing	187	190
Penalty	18	21
3rd Down: Made/Att.	82/209	102/226
3rd Down Pct.	39.2	45.1
4th Down: Made/Att.	5/12	12/23
4th Down Pct.	41.7	52.2
POSSESSION AVG.	29.40	30.20
TOTAL NET YARDS	5,424	5,238
Average Per Game	339.0	327.4
Total Plays	998	1,035
Average Per Play	5.4	5.1
NET YARDS RUSHING	1,720	1,734
Average Per Game	107.5	108.4
Total Rushes	454	455
NET YARDS PASSING	3,704	3,504
Average Per Game	231.5	219.0
Sacked/Yards Lost	40/218	48/331
Gross Yards	3,922	3,835
Att./Comp.	504/313	532/320
Completion Pct.	62.1	60.2
Had Intercepted	9	14
PUNTS/AVERAGE	66/44.9	73/41.9
NET PUNTING AVG.	66/38.8	73/34.4
PENALTIES/YARDS	110/914	90/800
FUMBLES/BALL LOST	17/11	26/15
TOUCHDOWNS	43	39
Rushing	20	12
Passing	20	24
Returns	3	3

BY PERIODS	1	2	3	4	OT	PTS
Jaguars	117	111	66	100	0	394
Opponents	65	91	58	98	6	318

SCORING	TD	RU	PA	RT	PAT	FG	S	TP
Hollis	0	0	0	0	41/41	31/36	0	134
Means	9	9	0	0	0	0	0	54
Stewart	9	8	1	0	0	0	0	54
McCardell	5	0	5	0	0	0	0	30
Mitchell	4	0	4	0	0	0	0	24
Smith	4	0	4	0	0	0	0	24
Jackson	2	0	2	0	0	0	0	14
Brunell	2	2	0	0	0	0	0	12
Hudson	2	0	0	2	0	0	0	12
Jones	2	0	2	0	0	0	0	12
Barlow	1	0	0	1	0	0	0	6
Brown	1	0	1	0	0	0	0	6
Hallock	1	0	1	0	0	0	0	6
Johnson	1	1	0	0	0	0	0	6
Jaguars	43	20	20	3	41/41	31/36	0	394
Opponents	39	12	24	3	31/32	17/25	0	318

INTERCEPTIONS	NO	YDS	AVG	LG	TD
Figures	5	48	9.6	32	0
Hudson	3	26	8.7	23	0
Thomas	2	34	17.0	23	0
Davis	1	23	23.0	23	0
Kopp	1	9	9.0	9	0
Beasley	1	5	5.0	5	0
Robinson	1	0	0.0	0	0
Jaguars	14	145	10.4	32	0
Opponents	9	184	20.4	47t	2

PUNTING	NO	YDS	AVG	NET	TB	IN	LG	B
Barker	66	2,964	44.9	38.8	8	27	64	0
Jaguars	65	2,964	44.9	38.8	8	27	64	0
Opponents	73	3,060	41.9	34.4	7	20	72	1

PUNT RET.	NO	FC	YDS	AVG	LG	TD
Barlow	36	16	412	11.4	52	0
Jaguars	36	16	412	11.4	52	0
Opponents	29	7	241	8.3	25	0

KICKOFF RET.	NO	YDS	AVG	LG	TD
Jackson	32	653	20.4	38	0
Barlow	10	267	26.7	92t	1
Logan	10	236	23.6	39	0
Mitchell	2	17	8.5	12	0
Davis	1	9	9.0	9	0
Hallock	1	6	6.0	6	0
Moore	1	36	36.0	36	0
Parker	1	9	9.0	9	0
Jaguars	58	1,233	21.3	92t	1
Opponents	77	1,730	22.5	85	0

2-POINT CONVERSIONS: Jackson  
Jaguars 1-2, Opponents 1-6

PASSING	ATT	CMP	PCT	YDS	YDS/ATT	TD	INT	LG	SK/YDS	RTG
Brunell	435	264	60.7	3,281	7.54	18	7	75	33/189	91.2
Matthews	40	26	65.0	275	6.88	0	0	43	1/0	84.9
Johnson	28	22	78.6	344	12.29	2	2	40	6/29	111.9
Barker	1	1	100.0	22	22.0	0	0	22	0/0	118.8
Jaguars	504	313	62.1	3,922	7.78	20	9	75	40/218	92.0
Opponents	532	320	60.2	3,835	7.21	24	14	64t	48/331	86.3



# SEASON RESULTS

## 1998 STATISTICS

HEAD COACH: TOM COUGHLIN

RECORD: 11-5 (.688)

STANDINGS: 1st, AFC CENTRAL

DATE	OPPONENT	RESULT	ATT.
Sept. 6	at Chicago	W, 24-23	55,614
Sept. 13	Kansas City	W, 21-16	69,821
Sept. 20	Baltimore	W, 24-10	67,069
Sept. 27	at Tennessee	W, 27-22	34,656
Oct. 12	Miami	W, 28-21	74,051
Oct. 18	at Buffalo	L, 16-17	77,635
Oct. 25	at Denver	L, 24-37	75,217
Nov. 1	at Baltimore	W, 45-19	68,915
Nov. 8	Cincinnati	W, 24-11	67,040
Nov. 15	Tampa Bay	W, 29-24	72,974
Nov. 22	at Pittsburgh	L, 15-30	59,124
Nov. 29	at Cincinnati	W, 34-17	55,432
Dec. 6	Detroit	W, 37-22	70,717
Dec. 13	Tennessee	L, 13-16	65,657
Dec. 20	at Minnesota	L, 10-50	64,363
Dec. 28	Pittsburgh	W, 21-3	74,143
Jan. 3	New England	W, 25-10	71,139
Jan. 10	at N.Y. Jets	L, 24-34	78,817

TOTAL FIRST DOWNS	JAGUARS	OPP.
Rushing	111	108
Passing	153	178
Penalty	23	23
3rd Down: Made/Att	94/220	81/222
3rd Down Pct.	42.7	36.5
4th Down: Made/Att	4/8	10/20
4th Down Pct.	50.0	50.0

POSSESSION AVG.	JAGUARS	OPP.
TOTAL NET YARDS	5,214	5,559
Avg. Per Game	325.9	347.4
Total Plays	989	1,057
Avg. Per Play	5.3	5.3

NET YARDS RUSHING	JAGUARS	OPP.
Avg. Per Game	131.4	125.0
Total Rushes	487	450

NET YARDS PASSING	JAGUARS	OPP.
Avg. Per Game	194.5	222.4
Sacked/Yards Lost	39/231	30/209
Gross Yards	3,343	3,768
Att./Comp.	463/269	577/325
Completion Pct.	58.1	56.3
Had Intercepted	12	13

PUNTS/AVERAGE	JAGUARS	OPP.
NET PUNTING AVG.	85/38.5	78/43.5
PENALTIES/YARDS	121/898	109/953

FUMBLES/BALL LOST	JAGUARS	OPP.
TOUCHDOWNS	47	36
Rushing	19	9
Passing	24	23
Returns	4	4

BY PERIODS	1	2	3	4	OT	PTS
Jaguars	100	127	81	84	0	392
Opponents	42	138	53	105	0	338

SCORING	TD	RU	PA	RT	PAT	FG	S	TP
Hollis	0	0	0	0	45/45	21/26	0	108
Taylor	17	14	3	0	0	0	0	102
Smith	8	0	8	0	0	0	0	48
McCardell	6	0	6	0	0	0	0	38
Jones	4	0	4	0	0	0	0	24
Stewart	3	2	1	0	0	0	0	18
Mitchell	2	0	2	0	0	0	0	12
Banks	1	1	0	0	0	0	0	6
Barlow	1	0	0	1	0	0	0	6
Beasley	1	0	0	1	0	0	0	6
Darius	1	0	0	1	0	0	0	6
Quinn	1	1	0	0	0	0	0	6
Shelton	1	1	0	0	0	0	0	6
Whitted	1	0	0	1	0	0	0	6
Jaguars	47	19	24	4	45/45	21/26	0	392
Opponents	36	9	23	4	30/30	30/35	0	338

PASSING	ATT	CMP	PCT	YDS	YDS/ATT	TD	INT	LG	SK/YDS	RTG
Brunell	354	208	58.8	2,601	7.35	20	9	78t	28/172	89.9
Quinn	64	34	53.1	387	6.05	2	3	64	9/49	62.4
Martin	45	27	60.0	355	7.89	2	0	67t	2/10	99.8
Jaguars	463	269	58.1	3,343	7.22	24	12	78t	39/231	87.1
Opponents	577	325	56.3	3,768	6.53	23	13	79t	30/209	80.1

RUSHING	NO	YDS	AVG	LG	TD
Taylor	264	1,223	4.6	77t	14
Stewart	53	217	4.1	30	2
Brunell	49	192	3.9	18	0
Banks	26	140	5.4	51	1
Jones	39	121	3.1	21	0
Shelton	30	95	3.2	16	1
Quinn	11	77	7.0	17	1
Howard	7	16	2.3	5	0
Whitted	3	13	4.3	16	0
Martin	5	8	1.6	6	0
Jaguars	487	2,102	4.3	77t	19
Opponents	450	2,000	4.4	61	9

RECEIVING	NO	YDS	AVG	LG	TD
Smith	78	1,182	15.2	72t	8
McCardell	64	892	13.9	67t	6
Taylor	44	421	9.6	78t	3
Mitchell	38	363	9.6	38	2
Barlow	11	168	15.3	31	0
Shelton	10	79	7.9	19	0
Jones	8	90	11.3	31t	4
Stewart	6	42	7.0	19	1
Banks	4	20	5.0	10	0
Whitted	2	61	30.5	55	0
Jones	1	9	9.0	9	0
Moore	1	9	9.0	9	0
Crockett	1	4	4.0	4	0
Howard	1	3	3.0	3	0
Jaguars	269	3,343	12.4	78t	24
Opponents	325	3,768	11.6	79t	23

INTERCEPTIONS	NO	YDS	AVG	LG	TD
Beasley	3	35	11.7	34	0
Hudson	3	10	3.3	8	0
Hardy	2	40	20.0	24	0
Davis	2	34	17.0	34	0
Devine	1	0	0.0	0	0
Figures	1	0	0.0	0	0
Thomas	1	0	0.0	0	0
Jaguars	13	119	9.2	34	0
Opponents	12	216	18.0	78t	3

PUNTING	NO	YDS	AVG	NET	TB	IN	LG	B
Barker	85	3,824	45.0	38.5	11	28	65	0
Jaguars	85	3,824	45.0	38.5	11	28	65	0
Opponents	78	3,395	43.5	34.0	8	17	67	0

PUNT RET.	NO	FC	YDS	AVG	LG	TD
Barlow	43	14	555	12.9	85t	1
Logan	2	0	26	13.0	17	0
Jaguars	45	14	581	12.9	85t	1
Opponents	40	11	332	8.3	25	0

KICKOFF RET.	NO	YDS	AVG	LG	TD
Barlow	30	747	24.9	91	0
Logan	18	414	23.0	53	0
Banks	5	133	26.6	65	0
Jones	2	-1	-0.5	0	0
Mitchell	2	27	13.5	14	0
Fordham	1	0	0.0	0	0
Jones	1	21	21.0	21	0
McCardell	1	15	15.0	15	0
Sadowski	1	0	0.0	0	0
Moore	0	10	---	10	0
Jaguars	61	1,366	22.4	91	0
Opponents	76	1,858	24.4	88t	1

2-POINT CONVERSIONS: McCardell  
Jaguars 1-2, Opponents 1-6

FGs	1-19	20-29	30-39	40-49	50+
Hollis	1/1	8/10	8/9	4/5	0/1
Jaguars	1/1	8/10	8/9	4/5	0/1
Opponents	1/1	7/7	12/12	7/11	3/4

Hollis: (23G) (37N, 21N) (34G, 25B) (18G, 36G) (45N) (35G, 23G, 27G) (45G, 51N) (33G) (39G) (31G, 27G, 34G) () (23G, 47G) (44G, 43G, 30G) (21G, 29G) (25G) ()

Opponents: (45G, 35G, 42N, 19G) (36G, 43G, 29G) (25G) (34G, 32G, 32G) (54N) (24G) (31G, 63G, 32G) () (50G) (34G) (38G, 29G, 41G) (42N, 30G) (47N, 34G, 24G, 45G) (28G, 30G, 41G) (48G, 53G, 44G) (47N, 24G)

SACKS: Smeenge 7.5, Paup 6.5, Brackens 3.5, Pritchett 3.0, White 3.0, Smith 2.0, Hardy 1.5, Boyer 1.0, Wynn 1.0, Davis 0.5, Jurkovic 0.5

Jaguars 30, Opponents 39

TACKLES (Solo-Assists-Total): Hardy (100-86-186), Schwartz (49-64-113), Paup (56-50-106), Darius (61-44-105), Beasley (70-16-86), Thomas (51-18-69), Smeenge (24-42-66), T. Davis (44-20-64), Hudson (44-20-64), Jurkovic (23-38-61), Wynn (25-33-58), McManus (17-32-49), Brackens (26-22-48), Figures (37-9-46), White (18-20-38), Pritchett (23-14-37), Logan (16-13-29), Boyer (11-15-26), F. Smith (9-17-26), Curry (4-11-15), Payne (5-8-13), Mason (5-4-9), Hamilton (2-3-5), Settles (3-1-4), McElmurry (2-1-3), Threats (1-1-2), Devine (1-0-1)

### USUAL STARTING LINEUP

#### OFFENSE

QB	Mark Brunell (14)
RB	Fred Taylor (12)
FB	Daimon Shelton (8)
WR	Keenan McCardell (15)
WR	Jimmy Smith (15)
TE	Pete Mitchell (16)
	Damon Jones (7)
LT	Tony Boselli (15)
LG	Ben Coleman (15)
C	Quentin Neujahr (16)
RG	Brian DeMarco (8)
	Rich Tylski (7)
RT	Leon Searcy (15)

#### DEFENSE

LE	Joel Smeenge (14)
LT	John Jurkovic (9)
	Kelvin Pritchett (5)
RT	John Jurkovic (7)
	Kelvin Pritchett (4)
	Renaldo Wynn (4)
RE	Tony Brackens (8)
	Renaldo Wynn (7)
SLB	Bryce Paup (16)
MLB	Bryan Schwartz (12)
	Tom McManus (4)
WLB	Kevin Hardy (16)
LCB	Aaron Beasley (15)
RCB	Dave Thomas (12)
	Deon Figures (4)
LS	Donovin Darius (13)
RS	Chris Hudson (13)



# SEASON RESULTS

## 1999 STATISTICS

HEAD COACH: TOM COUGHLIN

RECORD: 14-2 (.688)

STANDINGS: 1st, AFC CENTRAL

DATE	OPPONENT	RESULT	ATT.
Sept. 12	San Francisco	W, 41-3	68,678
Sept. 19	at Carolina	W, 22-20	64,261
Sept. 26	Tennessee	L, 19-20	61,502
Oct. 3	at Pittsburgh	W, 17-3	57,308
Oct. 11	at N.Y. Jets	W, 16-6	78,216
Oct. 17	Cleveland	W, 24-7	62,047
Oct. 31	at Cincinnati	W, 41-10	49,138
Nov. 7	at Atlanta	W, 30-7	68,466
Nov. 14	Baltimore	W, 6-3	67,391
Nov. 21	New Orleans	W, 41-23	69,772
Nov. 28	at Baltimore	W, 30-23	68,428
Dec. 2	Pittsburgh	W, 20-6	68,806
Dec. 13	Denver	W, 27-24	71,357
Dec. 19	at Cleveland	W, 24-14	72,038
Dec. 26	at Tennessee	L, 14-41	66,641
Jan. 2	Cincinnati	W, 24-7	70,532
Jan. 15	Miami	W, 62-7	75,173
Jan. 23	Tennessee	L, 14-33	75,206

	JAGUARS	OPP.
<b>TOTAL FIRST DOWNS</b>	<b>331</b>	<b>248</b>
Rushing	116	72
Passing	194	159
Penalty	21	17
3rd Down: Made/Att	92/230	72/215
3rd Down Pct.	40.0	33.5
4th Down: Made/Att	5/10	5/20
4th Down Pct.	50.0	25.0
<b>POSSESSION AVG.</b>	<b>31:57</b>	<b>28:03</b>
<b>TOTAL NET YARDS</b>	<b>5,586</b>	<b>4,334</b>
Avg. Per Game	349.1	270.9
Total Plays	1,085	951
Avg. Per Play	5.1	4.6
<b>NET YARDS RUSHING</b>	<b>2,091</b>	<b>1,444</b>
Avg. Per Game	130.7	90.3
Total Rushes	514	373
<b>NET YARDS PASSING</b>	<b>3,495</b>	<b>2,890</b>
Avg. Per Game	218.4	180.6
Sacked/Yards Lost	36/221	57/373
Gross Yards	3,716	3,263
Att./Comp.	535/320	521/291
Completion Pct.	59.8	55.9
Had Intercepted	11	19
<b>PUNTS/AVERAGE</b>	<b>78/41.8</b>	<b>96/41.4</b>
<b>NET PUNTING AVG.</b>	<b>78/36.9</b>	<b>96/34.5</b>
<b>PENALTIES/YARDS</b>	<b>90/755</b>	<b>93/728</b>
<b>FUMBLES/BALL LOST</b>	<b>18/7</b>	<b>31/11</b>
<b>TOUCHDOWNS</b>	<b>42</b>	<b>24</b>
Rushing	20	6
Passing	16	18
Returns	6	0

BY PERIODS	1	2	3	4	OT	PTS
Jaguars	61	109	103	123	0	396
Opponents	44	81	40	52	0	217

SCORING	TD	RU	PA	RT	PAT	FG	S	TP
Hollis	0	0	0	0	37/37	31/38	0	130
J. Stewart	13	13	0	0			0	78
J. Smith	6	0	6	0			0	38
F. Taylor	6	6	0	0			0	36
McCardell	5	0	5	0			0	32
Jones	4	0	4	0			0	24
Beasley	2	0	0	2			0	12
Brady	1	0	1	0			0	8
Brunell	1	1	0	0			0	8
Barlow	1	0	0	1			0	6
Brackens	1	0	0	1			0	6
Craft	1	0	0	1			0	6
Whitted	1	0	0	1			0	6
Team	0	0	0	0			2	4
Smeenge	0	0	0	0			1	2
<b>Jaguars</b>	<b>42</b>	<b>20</b>	<b>16</b>	<b>6</b>	<b>37/37</b>	<b>31/38</b>	<b>3</b>	<b>396</b>
<b>Opponents</b>	<b>24</b>	<b>6</b>	<b>18</b>	<b>0</b>	<b>22/22</b>	<b>17/18</b>	<b>0</b>	<b>217</b>

	PASSING	ATT	CMP	PCT	YDS	YDS/ATT	TD	INT	LG	SK/YDS	RTG
Brunell	441	259	58.7	3,060	6.94	14	9	62	29/174	82.0	
Fiedler	94	61	64.9	656	6.98	2	2	25t	7/47	83.5	
<b>Jaguars</b>	<b>535</b>	<b>320</b>	<b>59.8</b>	<b>3,716</b>	<b>6.95</b>	<b>16</b>	<b>11</b>	<b>62</b>	<b>36/221</b>	<b>82.3</b>	
<b>Opponents</b>	<b>521</b>	<b>291</b>	<b>55.9</b>	<b>3,263</b>	<b>6.26</b>	<b>18</b>	<b>19</b>	<b>65t</b>	<b>57/373</b>	<b>71.0</b>	

RUSHING	NO	YDS	AVG	LG	TD
J. Stewart	249	931	3.7	44t	13
Taylor	159	732	4.6	52	6
Brunell	47	208	4.4	15	1
Banks	23	82	3.6	21	0
Howard	13	55	4.2	22	0
Mack	7	40	5.7	19	0
Fiedler	13	26	2.0	15	0
Whitted	1	9	9.0	9	0
Barker	1	6	6.0	6	0
Shelton	1	2	2.0	2	0
<b>Jaguars</b>	<b>514</b>	<b>2,091</b>	<b>4.1</b>	<b>52</b>	<b>20</b>
<b>Opponents</b>	<b>373</b>	<b>1,444</b>	<b>3.9</b>	<b>46</b>	<b>6</b>

RECEIVING	NO	YDS	AVG	LG	TD
J. Smith	116	1,636	14.1	62	6
McCardell	78	891	11.4	49	5
Brady	32	346	10.8	30	1
J. Stewart	21	108	5.1	19	0
Jones	19	221	11.6	31	4
Barlow	16	202	12.6	31	0
Banks	14	137	9.8	38	0
Shelton	12	87	7.3	13	0
Taylor	10	83	8.3	41	0
Howard	1	8	8.0	8	0
Wiegert	1	-3	-3.0	-3	0
<b>Jaguars</b>	<b>320</b>	<b>3,716</b>	<b>11.6</b>	<b>62</b>	<b>16</b>
<b>Opponents</b>	<b>291</b>	<b>3,263</b>	<b>11.2</b>	<b>65t</b>	<b>18</b>

INTERCEPTIONS	NO	YDS	AVG	LG	TD
Beasley	6	200	33.3	93t	2
Darius	4	37	9.3	29	0
Thomas	2	36	18.0	36	0
Brackens	2	16	8.0	16t	1
Bryant	2	0	0.0	0	0
McElmurry	1	26	26.0	26	0
Marts	1	10	10.0	10	0
Boyer	1	5	5.0	5	0
<b>Jaguars</b>	<b>19</b>	<b>330</b>	<b>17.4</b>	<b>93t</b>	<b>3</b>
<b>Opponents</b>	<b>11</b>	<b>149</b>	<b>13.5</b>	<b>43</b>	<b>0</b>

PUNTING	NO	YDS	AVG	NET	TB	IN	LG	B
Barker	78	3,260	41.8	36.9	6	32	83	0
<b>Jaguars</b>	<b>78</b>	<b>3,260</b>	<b>41.8</b>	<b>36.9</b>	<b>6</b>	<b>32</b>	<b>83</b>	<b>0</b>
<b>Opponents</b>	<b>96</b>	<b>3,976</b>	<b>41.4</b>	<b>34.5</b>	<b>10</b>	<b>21</b>	<b>75</b>	<b>1</b>

PUNT RET.	NO	FC	YDS	AVG	LG	TD
Barlow	38	17	414	10.9	74t	1
McCardell	6	4	41	6.8	19	0
Logan	1	0	7	7.0	7	0
<b>Jaguars</b>	<b>45</b>	<b>21</b>	<b>462</b>	<b>10.3</b>	<b>74t</b>	<b>1</b>
<b>Opponents</b>	<b>37</b>	<b>12</b>	<b>259</b>	<b>7.0</b>	<b>36</b>	<b>0</b>

**2-POINT CONVERSIONS:** Brady, Brunell, McCardell, Smith  
**Jaguars 4-5, Opponents 0-2**

FGs	1-19	20-29	30-39	40-49	50+
Hollis	0/0	12/13	8/9	10/15	1/1
<b>Jaguars</b>	<b>0/0</b>	<b>12/13</b>	<b>8/9</b>	<b>10/15</b>	<b>1/1</b>
<b>Opponents</b>	<b>0/0</b>	<b>3/3</b>	<b>5/6</b>	<b>8/8</b>	<b>1/1</b>

**Hollis:** (41G,32G,50G,42G) (36G,40G,31G,49N) (42G) (27G,41G) (32G,44G,21G) (20G,36G,24G) (43G,21G) (27G,48B,24G,34G) (28G,28G,41N) (45G,32G) () (25G,32G) (49G,23G) (49N,41G,48N) () (34N,27G,28N)

**Opponents:** (42G) () (44G,48G) (48G) (33G,42G) () (29G) () (23G) (52G,39N) (46G,31G,33G) (40G,38G) (40G) () (30G,20G) ()

**SACKS:** Brackens 12.0, Hardy 10.5, Walker 10.0, Smeenge 5.0, Boyer 4.0, Lake 3.5, L. Smith 3.0, Marts 2.0, Beasley 1.5, Payne 1.5, Wynn 1.5, Paup 1.0, Curry 0.5 **Jaguars 57, Opponents 36**

**TACKLES (Solo-Assists-Total):** Hardy (87-66-153), Darius (68-47-115), Marts (66-46-112), Bryant (64-14-78), Brackens (47-29-76), Lake (56-15-71), Walker (34-37-71), Beasley (55-12-67), Payne (20-40-60), Smeenge (28-28-56), Paup (23-29-52), Boyer (23-20-43), Wynn (9-28-37), McElmurry (21-7-28), L. Smith (10-14-24), Thomas (12-3-15), Curry (4-6-10), McManus (5-4-9), Leroy (2-6-8), R. Stewart (3-5-8), Upshaw (4-4-8), Schwartz (3-3-6)

### USUAL STARTING LINEUP

#### OFFENSE

- QB Mark Brunell (15)
- RB Fred Taylor (9)
- James Stewart (7)
- FB Daimon Shelton (9)
- WR Keenan McCardell (15)
- WR Jimmy Smith (16)
- TE Kyle Brady (12)
- Damon Jones (8)
- LT Tony Boselli (16)
- LG Ben Coleman (12)
- C John Wade (16)
- RG Zach Wiegert (12)
- Rich Tylski (8)
- RT Leon Searcy (16)

#### DEFENSE

- LE Renaldo Wynn (10)
- Joel Smeenge (7)
- LT Gary Walker (16)
- RT Seth Payne (16)
- RE Tony Brackens (15)
- SLB Bryce Paup (14)
- MLB Lonnie Marts (16)
- WLB Kevin Hardy (16)
- LCB Fernando Bryant (16)
- RCB Aaron Beasley (16)
- SS Donovin Darius (16)
- FS Carnell Lake (16)





# SEASON RESULTS

## 2000 STATISTICS

HEAD COACH: TOM COUGHLIN

RECORD: 7-9 (.438)

STANDINGS: 4TH, AFC CENTRAL

DATE	OPPONENT	RESULT	ATT.
Sept. 3	at Cleveland	W, 27-7	72,418
Sept. 10	at Baltimore	L, 36-39	68,843
Sept. 17	at Cincinnati	W, 13-0	45,653
Sept. 25	at Indianapolis	L, 14-43	56,816
Oct. 1	Pittsburgh	L, 13-24	64,351
Oct. 8	Baltimore	L, 10-15	65,194
Oct. 16	at Tennessee	L, 13-27	68,498
Oct. 22	Washington	L, 16-35	69,061
Oct. 29	at Dallas	W, 23-17 (OT)	63,554
Nov. 12	Seattle	L, 21-28	68,063
Nov. 19	at Pittsburgh	W, 34-24	50,925
Nov. 26	Tennessee	W, 16-13	65,454
Dec. 3	Cleveland	W, 48-0	51,262
Dec. 10	Arizona	W, 44-10	53,472
Dec. 17	at Cincinnati	L, 14-17	50,469
Dec. 23	at N.Y. Giants	L, 25-28	77,924

RUSHING	NO	YDS	AVG	LG	TD
F. Taylor	292	1,399	4.8	71	12
Brunell	48	236	4.9	16	2
Mack	54	145	2.7	14	1
A. Johnson	28	112	4.0	19	1
Stith	20	55	2.8	12	1
Howard	21	52	2.5	9t	1
Soward	3	28	9.3	20	0
J. Williams	2	8	4.0	4	0
Shelton	2	3	1.5	2	0
Dukes	2	2	1.0	2	0
Quinn	2	-2	1.0	-1	0
Martin	7	-6	-0.9	2	0
<b>Jaguars</b>	<b>481</b>	<b>2,032</b>	<b>4.2</b>	<b>71</b>	<b>18</b>
<b>Opponents</b>	<b>436</b>	<b>1,685</b>	<b>3.9</b>	<b>45t</b>	<b>14</b>

FGs	1-19	20-29	30-39	40-49	50+
Hollis	0/0	6/7	8/8	7/8	3/3
Lindsey	2/2	0/0	1/3	2/2	0/0
<b>Jaguars</b>	<b>2/2</b>	<b>6/7</b>	<b>9/11</b>	<b>9/10</b>	<b>3/3</b>
<b>Opponents</b>	<b>2/2</b>	<b>6/7</b>	<b>4/5</b>	<b>5/10</b>	<b>0/0</b>

Hollis: (50G,25G) (36G, 45G, 48G, 34G, 48G) () () () () (23G, 45G) (23G,33G, 51G) (42G, 49B) () (36G, 33G) (27G, 20G, 38G) (40G, 24G) (36G, 50G, 40G) (28N) (36G)  
Lindsey: (30G, 33N, 19G) () (19G, 48G) (49G, 31N)

Opponents: () (44G) (44N, 47N) (41G, 22G) (19G) (47G, 32G, 43G, 21G, 24G) (26G, 44N, 28G) () (19G) () (40G, 42N) (30G, 38G, 28N) () (47N, 32G) (27G) (39N)

SACKS: Brackens 7.5, Smeenge 6.0, Beasley 5.0, Walker 5.0, Boyer 3.5, Wynn 3.5, Hardy 3.0, Payne 2.0, Darius 1.0, Logan 1.0, Nickerson 1.0, Spicer 1.0, Meier 0.5 **Jaguars 40, Opponents 54**

TACKLES (Solo-Assists-Total): Hardy (88-61-149), Darius (80-32-112), Slaughter (45-63-108), Brackens (47-31-78), Nickerson (34-41-75), Payne (32-42-74), Walker (30-38-68), Logan (50-11-61), Bryant (42-15-57), Wynn (26-29-55), Beasley (45-8-53), Boyer (21-24-45), R. Stewart (28-11-39), Smeenge (13-18-31), L. Smith (11-19-30), Craft (24-5-29), Storz (10-15-25), K. Thomas (17-3-20), Meier (11-6-17), Marts (5-9-14), Leroy (5-8-13), Clark (3-3-6), Spicer (2-2-4), Swift (0-1-1)

TOTAL FIRST DOWNS	JAGUARS	OPP.
Rushing	109	85
Passing	193	144
Penalty	16	23
Third Down: Made /Att.	100/235	74/203
Third Down Pct.	42.6	36.5
Fourth Down: Made/Att.	5/14	4/8
Fourth Down Pct.	35.7	50.0

RECEIVING	NO	YDS	AVG	LG	TD
McCardell	94	1,207	12.8	67t	5
J. Smith	91	1,213	13.3	65t	8
Brady	64	729	11.4	36	3
F. Taylor	36	240	6.7	19	2
Soward	14	154	11.0	45	1
Whitted	13	137	10.5	37t	3
A. Johnson	12	153	12.8	48	0
Shelton	4	48	12.0	16	0
Howard	3	26	8.7	13	0
Barlow	1	28	28.0	28	0
Jones	1	12	12.0	12	0
<b>Jaguars</b>	<b>333</b>	<b>3,947</b>	<b>11.9</b>	<b>67t</b>	<b>22</b>
<b>Opponents</b>	<b>258</b>	<b>3,407</b>	<b>13.2</b>	<b>77t</b>	<b>23</b>

POSSESSION AVG.	JAGUARS	OPP.
Average per Game	355.6	302.8
Total Plays	1,080	934
Average Per Play	5.3	5.2

INTERCEPTIONS	NO	YDS	AVG	LG	TD
R. Stewart	2	37	18.5	24	0
Darius	2	26	13.0	21	0
Logan	2	14	7.0	14	0
Beasley	1	39	39.0	39	0
Boyer	1	12	12.0	12	0
Nickerson	1	10	10.0	10	0
Brackens	1	7	7.0	7	0
Bryant	1	0	0.0	0	0
Hardy	1	0	0.0	0	0
<b>Jaguars</b>	<b>12</b>	<b>145</b>	<b>12.1</b>	<b>39</b>	<b>0</b>
<b>Opponents</b>	<b>11</b>	<b>149</b>	<b>13.5</b>	<b>43</b>	<b>0</b>

NET YARDS RUSHING	JAGUARS	OPP.
Average per Game	127.0	105.3
Total Rushes	481	436
NET YARDS PASSING	JAGUARS	OPP.
Average per Game	228.6	197.5
Sacked/Yards Lost	54/289	40/247
Gross Yards	3,947	3,407
Attempts/Completions	545/333	458/258
Completion Pct.	61.1	56.3
Had Intercepted	15	12

PUNTS/AVERAGE	JAGUARS	OPP.
NET PUNTING AVERAGE	79/34.3	90/37.0
PENALTIES/YARDS	JAGUARS	OPP.
95/703	96/814	
FUMBLES/BALLS LOST	JAGUARS	OPP.
27/14	26/18	
TOUCHDOWNS	JAGUARS	OPP.
Rushing	18	14
Passing	22	23
Returns	0	2

PUNTING	NO	YDS	AVG	NET	TB	IN	LG	B
Barker	76	3,194	42.0	34.4	5	29	65	0
Lindsey	3	117	39.0	32.3	1	0	46	0
<b>Jaguars</b>	<b>79</b>	<b>3,311</b>	<b>41.9</b>	<b>34.3</b>	<b>6</b>	<b>29</b>	<b>65</b>	<b>0</b>
<b>Opponents</b>	<b>90</b>	<b>3,822</b>	<b>42.5</b>	<b>37.0</b>	<b>8</b>	<b>25</b>	<b>67</b>	<b>1</b>

### USUAL STARTING LINEUP

#### OFFENSE

- QB Mark Brunell (16)
- RB Fred Taylor (13)
- FB Daimon Shelton (9)
- WR Keenan McCardell (16)
- WR Jimmy Smith (14)
- TE Kyle Brady (16)
- LT Tony Boselli (16)
- LG Brad Meester (16)
- C Jeff Smith (12)
- RG Brenden Stai (16)
- RT Zach Wiegert (8)
- Todd Fordham (8)

#### DEFENSE

- LE Renaldo Wynn (14)
- LT Gary Walker (14)
- RT Seth Payne (16)
- RE Tony Brackens (16)
- SLB Kevin Hardy (6)
- MLB T.J. Slaughter (7)
- Hardy Nickerson (4)
- WLB Kevin Hardy (10)
- Brant Boyer (4)
- LCB Fernando Bryant (14)
- RCB Aaron Beasley (14)
- SS Donovin Darius (16)
- FS Rayna Stewart (9)
- Mike Logan (7)

BY PERIODS	1	2	3	4	OT	PTS
Jaguars	69	142	74	76	6	367
Opponents	59	88	61	119	0	327

PUNT RET.	NO	FC	YDS	AVG	LG	TD
Barlow	29	14	200	6.9	21	0
Soward	14	5	108	7.7	18	0
McCardell	3	0	25	8.3	22	0
<b>Jaguars</b>	<b>46</b>	<b>19</b>	<b>333</b>	<b>7.2</b>	<b>22</b>	<b>0</b>
<b>Opponents</b>	<b>38</b>	<b>7</b>	<b>478</b>	<b>12.6</b>	<b>82t</b>	<b>1</b>

SCORING	TD	RU	PA	RT	PAT	FG	S	TP
Hollis	0	0	0	0	33/33	24/26	0	105
F. Taylor	14	12	2	0			0	84
J. Smith	8	0	8	0			0	48
McCardell	5	0	5	0			0	30
Brady	3	0	3	0			0	20
Lindsey	0	0	0	0	5/5	5/7	0	20
Whitted	3	0	3	0			0	18
Brunell	2	2	0	0			0	12
Howard	1	1	0	0			0	6
A. Johnson	1	1	0	0			0	6
Mack	1	1	0	0			0	6
Soward	1	0	1	0			0	6
Stith	1	1	0	0			0	6
<b>Jaguars</b>	<b>40</b>	<b>18</b>	<b>22</b>	<b>0</b>	<b>38/38</b>	<b>29/33</b>	<b>0</b>	<b>367</b>
<b>Opponents</b>	<b>39</b>	<b>14</b>	<b>23</b>	<b>2</b>	<b>36/36</b>	<b>17/24</b>	<b>1</b>	<b>327</b>

KICKOFF RET.	NO	YDS	AVG	LG	TD
Stith	33	785	23.8	47	0
Barlow	11	224	20.4	27	0
Mack	6	104	17.3	35	0
Soward	4	93	23.3	28	0
Whitted	4	67	16.8	20	0
J. Williams	2	50	25.0	30	0
Fordham	1	0	0.0	0	0
Leroy	1	0	0.0	0	0
<b>Jaguars</b>	<b>62</b>	<b>1,323</b>	<b>21.3</b>	<b>47</b>	<b>0</b>
<b>Opponents</b>	<b>73</b>	<b>1,523</b>	<b>20.9</b>	<b>66</b>	<b>1</b>

2-POINT CONVERSIONS: Brady  
Jaguars 1-1, Opponents 2-3

PASSING	ATT	CMP	PCT	YDS	YDS/ATT	TD	INT	LG	SK/YDS	RTG
Brunell	512	311	60.7	3,640	7.1	20	14	67t	54/289	84.0
Martin	33	22	66.7	307	9.30	2	1	65t	0/0	104.0
<b>Jaguars</b>	<b>545</b>	<b>333</b>	<b>61.1</b>	<b>3,947</b>	<b>7.24</b>	<b>22</b>	<b>15</b>	<b>67t</b>	<b>54/289</b>	<b>85.2</b>
<b>Opponents</b>	<b>458</b>	<b>258</b>	<b>56.3</b>	<b>3,407</b>	<b>7.44</b>	<b>23</b>	<b>12</b>	<b>77t</b>	<b>40/247</b>	<b>85.8</b>





# SEASON RESULTS

## 2001 STATISTICS

HEAD COACH: TOM COUGHLIN

RECORD: 6-10 (.375)

STANDINGS: 5TH, AFC CENTRAL

DATE	OPPONENT	RESULT	ATT.
Sept. 9	Pittsburgh	W, 21-3	63,785
Sept. 23	Tennessee	W, 13-6	65,994
Sept. 30	Cleveland	L, 14-23	57,875
Oct. 7	at Seattle	L, 15-24	54,524
Oct. 18	Buffalo	L, 10-13	58,893
Oct. 28	at Baltimore	L, 17-18	69,439
Nov. 4	at Tennessee	L, 24-28	68,798
Nov. 11	Cincinnati	W, 30-13	57,161
Nov. 18	at Pittsburgh	L, 7-20	62,644
Nov. 25	Baltimore	L, 21-24	53,530
Dec. 3	Green Bay	L, 21-28	66,908
Dec. 9	at Cincinnati	W, 14-10	44,920
Dec. 16	at Cleveland	W, 15-10	72,818
Dec. 23	at Minnesota	W, 33-3	64,150
Dec. 30	Kansas City	L, 26-30	59,396
Jan. 6	at Chicago	L, 13-33	66,944

• TV blackout

	JAGUARS	OPP.
<b>TOTAL FIRST DOWNS</b>	<b>289</b>	<b>300</b>
Rushing	85	89
Passing	181	193
Penalty	23	18
Third Down: Made /Att.	70/198	87/227
Third Down Pct.	35.4	38.3
Fourth Down: Made/Att.	3/12	5/18
Fourth Down Pct.	25.0	27.8

	JAGUARS	OPP.
<b>POSSESSION AVG.</b>	<b>28:01</b>	<b>31:59</b>
<b>TOTAL NET YARDS</b>	<b>4,840</b>	<b>5,070</b>
Average per Game	302.5	316.9
Total Plays	969	1,056
Average Per Play	5.0	4.8

	JAGUARS	OPP.
<b>NET YARDS RUSHING</b>	<b>1,600</b>	<b>1,611</b>
Average per Game	100.0	100.7
Total Rushes	372	469
<b>NET YARDS PASSING</b>	<b>3,240</b>	<b>3,459</b>
Average per Game	202.5	216.2
Sacked/Yards Lost	63/430	43/298
Gross Yards	3,670	3,757
Attempts/Completions	534/321	544/354
Completion Pct.	60.1	65.1
Had Intercepted	14	12

	JAGUARS	OPP.
<b>PUNTS/AVERAGE</b>	<b>82/43.6</b>	<b>83/40.5</b>
<b>NET PUNTING AVERAGE</b>	<b>82/37.1</b>	<b>83.35.0</b>
<b>PENALTIES/YARDS</b>	<b>97/710</b>	<b>96/834</b>
<b>FUMBLES/BALLS LOST</b>	<b>29/13</b>	<b>28/12</b>

	JAGUARS	OPP.
<b>TOUCHDOWNS</b>	<b>34</b>	<b>30</b>
Rushing	11	15
Passing	20	13
Returns	3	2

BY PERIODS	1	2	3	4	OT	PTS
Jaguars	49	83	90	72	0	294
Opponents	43	89	75	79	0	286

SCORING	TD	RU	PA	RT	PAT	FG	S	TP
Hollis	0	0	0	0	29/31	18/28	0	83
Mack	10	9	1	0			0	60
J. Smith	8	0	8	0			0	48
McCardell	6	0	6	0			0	38
Joseph	3	0	2	1			0	18
Brady	2	0	2	0			0	12
Battles	1	0	0	1			0	6
Beasley	1	0	0	1			0	6
Brunell	1	1	0	0			0	6
D. Jones	1	0	1	0			0	6
Moreau	1	1	0	0			0	6
Brackens	0	0	0	0			1	2
Holmes	0	0	0	0	1/1	0/0	0	1
Jaguars	34	11	20	3	30/32	18/28	2	294
Opponents	30	15	13	2	28/28	26/35	0	286

	PASSING	ATT	CMP	PCT	YDS	YDS/ATT	TD	INT	LG	SK/YDS	RTG
Brunell	473	289	61.1	3,309	7.00	19	13	44	57/387	84.1	
Quinn	61	32	52.5	361	5.92	1	1	45	6/43	69.1	
Jaguars	534	321	60.1	3,670	6.87	20	14	45	63/430	82.4	
Opponents	544	354	65.1	3,757	6.91	13	12	63	43/298	83.9	

RUSHING	NO	YDS	AVG	LG	TD
Mack	213	877	4.1	54	9
Joseph	68	294	4.3	27	0
Brunell	39	224	5.7	38	1
Taylor	30	116	3.9	24	0
Quinn	8	42	5.3	27	0
Moreau	8	27	3.4	14	1
Gibson	2	19	9.5	18	0
Whitted	1	4	4.0	4	0
Hanson	2	0	0.0	0	0
Smith	1	-3	-3.0	-3	0
Jaguars	372	1,600	4.3	54	11
Opponents	469	1,611	3.4	40	15

RECEIVING	NO	YDS	AVG	LG	TD
Smith	112	1,373	12.3	35t	8
McCardell	93	1,110	11.9	45	6
Brady	36	386	10.7	20t	2
Mack	23	165	7.2	25	1
Dawkins	20	234	11.7	28	0
Joseph	18	183	10.2	29t	2
Jones	8	140	17.5	40	1
Washington	5	36	7.2	12	0
Whitted	2	17	8.5	10	0
Gibson	2	13	6.5	9	0
F. Taylor	2	13	6.5	11	0
Jaguars	321	3,670	11.4	45	20
Opponents	354	3,757	10.6	63	13

INTERCEPTIONS	NO	YDS	AVG	LG	TD
Nickerson	3	4	1.3	2	0
Beasley	3	0	0.0	0	0
Battles	2	26	13.0	26	0
Craft	2	4	2.0	4	0
Darius	1	39	39.0	39	0
McCree	1	10	10.0	10	0
Jaguars	12	83	6.9	39	0
Opponents	14	299	21.4	97t	2

PUNTING	NO	YDS	AVG	NET	TB	IN	LG	B
Hanson	82	3,577	43.6	37.1	12	24	59	0
Jaguars	82	3,577	43.6	37.1	12	24	59	0
Opponents	83	3,359	40.5	35.0	6	31	68	0

PUNT RET.	NO	FC	YDS	AVG	LG	TD
Gibson	38	22	333	8.8	24	0
Jaguars	38	22	333	8.8	24	0
Opponents	38	15	295	7.8	43	0

KICKOFF RET.	NO	YDS	AVG	LG	TD
Gibson	26	511	19.7	35	0
Joseph	17	428	25.2	95t	1
Ross	8	150	18.8	26	0
Mack	2	49	24.5	31	0
Meier	2	14	7.0	8	0
Boyd	1	0	0.0	0	0
Price	1	4	4.0	4	0
Spicer	1	8	8.0	8	0
Jaguars	58	1,164	20.1	95t	1
Opponents	65	1,266	19.5	49	0

**2-POINT CONVERSIONS:** McCardell  
Jaguars 1-2, Opponents 0-2

FGs	1-19	20-29	30-39	40-49	50+
Hollis	0/0	4/5	8/11	6/11	0/1
Jaguars	0/0	4/5	8/11	6/11	0/1
Opponents	0/0	11/12	4/5	10/15	1/3

**Hollis:** (22N) (35G, 37N, 39G) (42N) (32G, 48G 52N 48G) (41G) (40G) (38G) ( ) (47N) (38N) (34G, 30G, 42N) (44N) (43G, 46G, 37G) (39G, 23G 21G, 21G) (28G, 42N) (36B)

**Opponents:** (41G) (47N, 22G, 43G) (35G, 28G, 30G) (40N, 25G) (41N, 39N, 30G, 46G) (49G, 28G) (51N, 46N) (26G, 52G) (48G, 28G) (41G, 41N) (52N, 29B) (47G) (29G) (32G) (47G, 40G, 29G) (47G, 23G, 25G, 22G)

**SACKS:** Brackens 11.0, Walker 7.5, Hardy 5.5, Payne 5.0, Wynn 5.0, K. Thomas 3.0, Spicer 2.0, Battles 1.0, McCree 1.0, Slaughter 1.0, Westmoreland 1.0  
**Jaguars 43, Opponents 63**

**TACKLES (Solo-Assists-Total):** Nickerson (102-128-230), Darius (74-25-99), Hardy (61-37-98), Slaughter (50-42-92), Payne (46-40-86), Wynn (40-35-75), Walker (42-31-73), Brackens (41-30-71), Battles (50-14-64), Stroud (24-38-62), McCree (36-22-58), Bryant (50-6-56), Craft (48-8-56), Clark (20-28-48), K. Thomas (42-5-47), E. Thomas (15-29-44), Beasley (36-6-42), Spicer (22-19-41), Westmoreland (17-19-36), Meier (12-9-21), Posey (5-8-13), Tuipala (7-5-12), Wheeler (10-1-11), L. Smith (3-5-8), Boyd (2-2-4)

### USUAL STARTING LINEUP

#### OFFENSE

QB	Mark Brunell (15)
RB	Stacey Mack (11)
FB	Patrick Washington (6)
WR	Keenan McCardell (16)
WR	Jimmy Smith (16)
TE	Kyle Brady (16)
LT	Todd Fordham (12)
	Tony Boselli (3)
LG	Brad Meester (16)
C	Jeff Smith (16)
RG	Zach Wiegert (16)
RT	Maurice Williams (16)

#### DEFENSE

LE	Renaldo Wynn (16)
LT	Gary Walker (16)
RT	Seth Payne (16)
RE	Tony Brackens (12)
SLB	Kevin Hardy (9)
	Jeff Posey (5)
MLB	Hardy Nickerson (14)
WLB	T.J. Slaughter (6)
	Edward Thomas (4)
LCB	Fernando Bryant (9)
	Jason Craft (4)
RCB	Aaron Beasley (12)
SS	Donovin Darius (11)
	Ainsley Battles (5)
FS	Marlon McCree (10)
	Ainsley Battles (6)





# SEASON RESULTS

## 2003 STATISTICS

HEAD COACH: JACK DEL RIO

RECORD: 5-11 (.313)

STANDINGS: 3RD, AFC SOUTH

DATE	OPPONENT	RESULT	ATT.
Sept. 7	at Carolina	L, 23-24	72,134
Sept. 14	Buffalo •	L, 17-38	58,613
Sept. 21	at Indianapolis	L, 13-23	55,770
Sept. 28	at Houston	L, 20-24	70,041
Oct. 5	San Diego •	W, 27-21	48,954
Oct. 12	Miami	L, 10-24	66,437
Oct. 26	Tennessee •	L, 17-30	55,918
Nov. 2	at Baltimore	L, 17-24	69,486
Nov. 9	Indianapolis •	W, 28-23	45,037
Nov. 16	at Tennessee	L, 3-10	68,809
Nov. 23	at N.Y. Jets	L, 10-13	77,614
Nov. 30	Tampa Bay	W, 17-10	60,543
Dec. 7	Houston •	W, 27-0	43,363
Dec. 14	at New England	L, 13-27	68,436
Dec. 21	New Orleans •	W, 20-19	49,207
Dec. 28	at Atlanta	L, 14-21	70,266

TOTAL FIRST DOWNS		305	276
Rushing	118	84	
Passing	163	172	
Penalty	24	20	
Third Down: Made/Att.	80/216	92/218	
Third Down Pct.	37.0	42.2	
Fourth Down: Made/Att.	13/26	7/14	
Fourth Down Pct.	50.0	50.0	
POSSESSION AVG.		30:09	29:51
TOTAL NET YARDS		5,358	4,657
Average per Game	334.9	291.1	
Total Plays	1,024	976	
Average Per Play	5.2	4.8	
NET YARDS RUSHING		2,073	1,406
Average per Game	129.6	87.9	
Total Rushes	481	442	
NET YARDS PASSING		3,285	3,251
Average per Game	205.3	203.2	
Sacked/Yards Lost	28/136	24/134	
Gross Yards	3,421	3,385	
Atts/Completions	515/303	510/303	
Completion Pct.	58.8	59.4	
Had Intercepted	17	15	
PUNTS/AVERAGE		69/41.3	75/41.0
NET PUNTING AVE.		69/33.5	75/34.1
PENALTIES/YARDS		108/895	103/881
FUMBLES/BALLS LOST		27/14	26/12
TOUCHDOWNS		31	37
Rushing	13	12	
Passing	17	23	
Returns	1	2	

BY PERIODS	1	2	3	4	OT	PTS		
Jaguars	34	93	57	92	0	276		
Opponents	85	81	57	108	0	331		
SCORING	TD	RU	PA	RT	PAT	FG	S	TP
Marler	0	0	0	0	30/30	20/33	0	90
Taylor	7	6	1	0			0	42
Smith	4	0	4	0			0	24
T. Edwards	3	0	3	0			0	18
Toefield	3	2	1	0			0	18
Hatchette	2	0	2	0			0	12
Leftwich	2	2	0	0			0	12
Wrightster	2	0	2	0			0	12
Allen	1	0	1	0			0	6
Ayodele	1	0	0	1			0	6
Brady	1	0	1	0			0	6
Brunell	1	1	0	0			0	6
M. Edwards	1	1	0	0			0	6
F.-Ma'afala	1	1	0	0			0	6
Johnson	1	0	1	0			0	6
Lewis	1	0	1	0			0	6
Jaguars	31	13	17	1	30/30	20/33	0	276
Opp.	37	12	23	2	33/34	24/27	1	331

PASSING	ATT	CMP	PCT	YDS	YDS/ATT	TD	INT	LG	SK/YDS	RTG
Leftwich	418	239	57.2	2,819	6.74	14	16	84t	19/90	73.0
Brunell	82	54	65.9	484	5.90	2	0	65t	9/46	89.7
Garrard	12	9	75.0	86	7.17	1	0	28	0/0	122.2
Toefield	2	1	50.0	32	16.00	0	0	32	0/0	95.8
Royals	1	0	0.00	0	0.00	0	1	0	0/0	0.0
Jaguars	515	303	58.8	3,421	6.64	17	17	84t	28/136	76.0
Opponents	510	303	59.4	3,385	6.64	23	15	75t	24/134	82.0

RUSHING	NO	YDS	AVG	LG	TD
Taylor	345	1,572	4.6	62	6
Toefield	53	212	4.0	30	2
Fuamatu-Ma'afala	35	144	4.1	18	1
Leftwich	25	108	4.3	18	2
Brunell	8	19	2.4	12	1
M. Edwards	7	13	1.9	3	1
Allen	4	8	2.0	6	0
Lewis	1	6	6.0	6	0
T. Edwards	3	-9	-3.0	4	0
Jaguars	481	2,073	4.3	62	13
Opponents	442	1,406	3.2	29t	12

RECEIVING	NO	YDS	AVG	LG	TD
Smith	54	805	14.9	67	4
Taylor	48	370	7.7	60t	1
T. Edwards	35	487	13.9	84t	3
M. Edwards	31	226	7.3	32	0
Brady	29	281	9.7	26	1
Johnson	17	253	14.9	28	1
Hankton	17	166	9.8	22	0
Hatchette	15	203	13.5	45	2
Toefield	14	105	7.5	16	1
Wrightster	13	150	11.5	30	2
Stokes	13	116	8.9	22	0
Allen	6	60	10.0	31	1
Lewis	4	100	25.0	65t	1
Redmond	3	67	22.3	29	0
Luzar	3	30	10.0	21	0
Fuamatu-Ma'afala	1	2	2.0	2	0
Jaguars	303	3,421	11.3	84t	17
Opponents	303	3,385	11.2	75t	23

INTERCEPTIONS	NO	YDS	AVG	LG	TD
Peterson	3	8	2.7	7	0
Craft	2	29	14.5	21	0
Ayodele	2	15	7.5	13	0
Mathis	2	0	0.0	0	0
Cooper	1	12	12.0	12	0
Brackens	1	4	4.0	4	0
Darius	1	4	4.0	4	0
Trapp	1	4	4.0	4	0
Spicer	1	2	2.0	2	0
Bryant	1	0	0.0	0	0
Jaguars	15	78	5.2	21	0
Opponents	17	198	11.6	52	1

PUNTING	NO	YDS	AVG	NET	TB	IN	LG	B
Royals	45	1,852	41.2	34.8	5	9	51	0
Hanson	23	1,001	43.5	31.1	1	4	58	1
Jaguars	69	2,853	41.3	33.5	6	13	58	1
Opponents	75	3,077	41.0	34.1	7	24	58	0

PUNT RET.	NO	FC	YDS	AVG	LG	TD
Allen	27	15	324	12.0	52	0
Lewis	5	0	45	9.0	14	0
Mathis	2	3	7	3.5	6	0
Jaguars	34	18	376	11.1	52	0
Opponents	40	3	420	10.5	40	0

KICKOFF RET.	NO	YDS	AVG	LG	TD
Allen	41	831	20.3	61	0
Toefield	14	272	19.4	35	0
Lewis	6	111	18.5	26	0
M. Edwards	2	44	22.0	24	0
Redmond	1	21	21.0	21	0
T. Edwards	1	20	20.0	20	0
Brady	1	10	10.0	10	0
Mathis	1	7	7.0	7	0
Jaguars	67	1,316	19.6	61	0
Opponents	58	1,227	21.2	58	0

2-POINT CONVERSIONS: Jaguars 0-1, Opponents 1-3

FGs	1-19	20-29	30-39	40-49	50+
Marler	0/0	10/11	4/8	5/12	1/2
Jaguars	0/0	10/11	4/8	5/12	1/2
Opponents	0/0	8/8	9/9	6/8	1/2

Marler: (40G, 55B) (48N, 44G) (46N, 49G, 41N, 37G) (29G, 20G) (53G, 27G) (20G, 31N) (49G) (24G) () (44N, 39G) (36N, 23G) (46N, 28G, 41N) (35G, 41N, 28G) (24G, 23G, 34N) (43G, 35G, 21B) (30B)

Opponents: (49G) (27G) (46G, 36G, 29G) (48G, 50N) () (51G) (43G, 43G, 33G) (23G, 32G, 23G) (27G, 26G, 27G) (33G, 48N) (36G, 35G) (47G, 45N) () (22G, 31G) (33G, 38G) ()

SACKS: Brackens 6.0, Stroud 4.5, Douglas 3.5, Henderson 3.5, Meier 1.5, Ayodele 1.0, Barnes 1.0, Peterson 1.0, Slaughter 1.0, Thomas 1.0  
Jaguars 24, Opponents 28

TACKLES (Solo-Assists-Total): Peterson (87-80-167), Ayodele (97-53-150), Darius (65-53-118), Stroud (82-19-101), Mathis (72-19-91), Henderson (60-17-77), Cooper (37-37-74), Clark (38-35-73), Bryant (59-12-71), Brackens (41-12-53), Spicer (24-13-37), Douglas (27-4-31), Craft (25-5-30), Meier (25-5-30), Slaughter (14-11-25), Barnes (13-2-15), Thomas (7-5-12), A. Mitchell (7-3-10), K. Mitchell (3-7-10), Trapp (3-2-5), Leonard (4-0-4), McCree (0-2-2), Franklin (1-0-1), Adams (0-1-1)

### USUAL STARTING LINEUP

#### OFFENSE

QB	Byron Leftwich (13)
	Mark Brunell (3)
RB	Fred Taylor (16)
FB	Marc Edwards (16)
WR	Jimmy Smith (12)
	Matthew Hatchette (4)
WR	Troy Edwards (11)
	J.J. Stokes (3)
TE	Kyle Brady (15)
LT	Mike Pearson (16)
LG	Vince Manuwai (14)
	Jamar Nesbit (2)
C	Brad Meester (16)
RG	Chris Naeole (16)
RT	Maurice Williams (16)

#### DEFENSE

LE	Tony Brackens (15)
DT	Marcus Stroud (16)
DT	John Henderson (16)
RE	Hugh Douglas (16)
OLB	Akin Ayodele (16)
MLB	Mike Peterson (16)
OLB	Danny Clark (9)
	T.J. Slaughter (3)
	Keith Mitchell (2)
LCB	Fernando Bryant (16)
RCB	Rashean Mathis (10)
	Jason Craft (6)
FS	Deke Cooper (10)
	Rashean Mathis (6)
SS	Donovin Darius (16)





# SEASON RESULTS

## 2004 STATISTICS

HEAD COACH: JACK DEL RIO

RECORD: 9-7 (.563)

STANDINGS: 2ND, AFC SOUTH

DATE	OPPONENT	RESULT	ATT.
Sept. 12	at Buffalo	W, 13-10	72,389
Sept. 19	Denver •	W, 7-6	69,127
Sept. 26	at Tennessee	W, 15-12	68,932
Oct. 3	Indianapolis	L, 17-24	73,114
Oct. 10	at San Diego	L, 21-34	52,101
Oct. 17	Kansas City •	W, 22-16	66,413
Oct. 24	at Indianapolis	W, 27-24	56,615
Oct. 31	at Houston	L, 6-20	70,502
Nov. 14	Detroit •	W, 23-17 (OT)	66,431
Nov. 21	Tennessee •	L, 15-18	69,703
Nov. 28	at Minnesota	L, 16-27	64,004
Dec. 5	Pittsburgh	L, 16-17	76,877
Dec. 12	Chicago •	W, 22-3	67,572
Dec. 19	at Green Bay	W, 28-25	70,437
Dec. 26	Houston •	L, 0-21	66,227
Jan. 2	at Oakland	W, 13-6	41,112

• TV blackout

TOTAL FIRST DOWNS		JAGUARS	OPP.
Rushing	88	83	
Passing	161	181	
Penalty	30	26	
Third Down: Made /Att.	80/217	84/205	
Third Down Pct.	36.9	41.0	
Fourth Down: Made/Att.	10/18	5/10	
Fourth Down Pct.	55.6	50.0	
POSSESSION AVG.	30:28	29:32	
TOTAL NET YARDS	5,009	5,134	
Average per Game	313.1	320.9	
Total Plays	991	972	
Average Per Play	5.1	5.3	
NET YARDS RUSHING	1,850	1,777	
Average per Game	115.6	111.1	
Total Rushes	446	438	
NET YARDS PASSING	3,159	3,357	
Average per Game	197.4	209.8	
Sacked/Yards Lost	32/156	37/217	
Gross Yards	3,315	3,574	
Attempts/Completions	513/305	497/306	
Completion Pct.	59.5	61.6	
Had Intercepted	11	16	
PUNTS/AVERAGE	84/42.8	74/44.1	
NET PUNTING AVG.	84/35.5	74/35.1	
PENALTIES/YARDS	109/940	118/966	
FUMBLES/BALLS LOST	23/11	30/12	
TOUCHDOWNS	26	31	
Rushing	9	7	
Passing	17	18	
Returns	0	6	

BY PERIODS	1	2	3	4	OT	PTS
Jaguars	35	75	56	89	6	261
Opponents	61	86	34	99	0	280

SCORING	TD	RU	PA	RT	PAT	FG	S	TP
Scobee	0	0	0	0	21/21	24/31	0	93
J. Smith	6	0	6	0			0	36
G. Jones	3	3	0	0			0	18
Taylor	3	2	1	0			0	18
Wilford	2	0	2	0			0	14
Hankton	2	0	2	0			0	12
Leftwich	2	2	0	0			0	12
R. Williams	1	0	1	0			0	10
B. Jones	1	0	1	0			0	8
Brady	1	0	1	0			0	6
T. Edwards	1	0	1	0			0	6
Fu.-Mafala	1	1	0	0			0	6
Garrard	1	1	0	0			0	6
Toefield	1	0	1	0			0	6
Wrightster	1	0	1	0			0	6
Favors	0	0	0	0			1	2
D. Smith	0	0	0	0			1	2
Jaguars	26	9	17	0	21/21	24/31	2	261
Opponents	31	7	18	6	27/28	21/28	0	280

RUSHING	NO	YDS	AVG	LG	TD
Taylor	260	1,224	4.7	46	2
Toefield	51	169	3.3	16	0
G. Jones	62	162	2.6	12	3
Leftwich	39	148	3.8	17	2
Garrard	12	76	6.3	12	1
Fuamatu-Ma'afala	20	69	3.5	10	1
T. Edwards	2	2	1.0	2	0
Jaguars	446	1,850	4.1	46	9
Opponents	438	1,777	4.1	47	7

RECEIVING	NO	YDS	AVG	LG	TD
Smith	74	1,172	15.8	65	6
T. Edwards	50	533	10.7	36	1
Taylor	36	345	9.6	64t	1
Toefield	28	151	5.4	16	1
Williams	27	268	9.9	26	1
Wilford	19	271	14.3	46	2
Yoder	14	157	11.2	56	0
Brady	14	103	7.4	21	1
Wrightster	10	69	6.9	12	1
Hankton	9	81	9.0	14t	2
M. Edwards	7	41	5.9	15	0
B. Jones	6	84	14.5	26t	1
Fuamatu-Ma'afala	4	19	4.8	8	0
G. Jones	3	13	4.3	9	0
Allen	2	8	4.0	5	0
Lewis	1	4	4.0	4	0
Leftwich	1	-7	-7.0	-7	0
Jaguars	305	3,315	10.9	65	17
Opponents	306	3,574	11.7	54	18

INTERCEPTIONS	NO	YDS	AVG	LG	TD
Darius	5	80	16.0	37	0
Mathis	5	42	8.4	21	0
Grant	2	4	2.0	4	0
Washington	2	0	0.0	0	0
Cooper	1	0	0.0	0	0
D. Smith	1	0	0.0	0	0
Jaguars	16	126	7.9	37	0
Opponents	11	163	14.8	43t	1

PUNTING	NO	YDS	AVG	NET	TB	IN	LG	B
Hanson	84	3,592	42.8	35.5	9	28	69	0
Jaguars	84	3,592	42.8	35.5	9	28	69	0
Opponents	74	3,265	44.1	35.1	13	19	80	0

PUNT RET.	NO	FC	YDS	AVG	LG	TD
Lewis	23	7	227	9.9	50	0
Allen	15	2	144	9.6	32	0
T. Edwards	3	1	26	8.7	14	0
Mathis	1	0	8	8.0	8	0
Jaguars	42	10	405	9.6	50	0
Opponents	38	13	429	11.3	83t	2

2-POINT CONVERSIONS: R. Williams 2, B. Jones, Wilford  
Jaguars 4-4, Opponents 2-3

FGs	1-19	20-29	30-39	40-49	50+
Scobee	0/0	10/10	8/11	5/7	1/3
Jaguars	0/0	10/10	8/11	5/7	1/3
Opponents	0/0	9/9	7/10	5/8	0/1

Scobee: (25G, 27G) ( ) ( ) (35N, 48G, 42G, 22G) ( ) (51N) (26G, 32G, 26G, 53G) (44G, 49N, 36G) (31G) (35G, 48G, 44N) (33G, 32G, 42G) (32N, 20G, 29G, 36G, 60N) (30G, 25G) ( ) (31N) (26G, 22G)

Opponents: (42N, 25G) (44G, 22G, 51N) (26G, 40G) (46G) (21G, 28G) (31G, 42N) (34G) (38G, 21G) (32N, 21G) (41G) (25G, 33G) (37G) (47N, 42G) (35G, 31N) (34B) (35G, 27G)

SACKS: Favors 5.5, Henderson 5.5, Peterson 5.0, Stroud 4.5, McCray 3.5, Gildon 3.0, Ayodele 2.0, D. Smith 2.0, Barnes 1.0, Cooper 1.0, Grant 1.0, Patterson 1.0, Meier 0.5, Ransom 0.5  
Jaguars 37, Opponents 32

TACKLES (Solo-Assists-Total): Peterson (102-76-178), Ayodele (82-49-131), Darius (78-47-125), Henderson (78-20-98), Washington (65-21-86), Grant (63-21-84), Stroud (63-17-80), D. Smith (43-35-78), Mathis (54-17-71), Favors (27-12-39), Cooper (23-12-35), Meier (21-12-33), McCray (21-6-27), Bolden (22-3-25), Hendricks (13-10-23), Gildon (16-3-19), Thomas (14-2-16), Ransom (9-7-16), Barnes (5-5-10), Patterson (2-6-8), Spicer (5-2-7), Blade (4-1-5), Green (2-0-0), Maddox (1-0-1)

### USUAL STARTING LINEUP

#### OFFENSE

QB	Byron Leftwich (14)
RB	Fred Taylor (14)
FB	Marc Edwards (5)
	Greg Jones (3)
WR	Jimmy Smith (16)
WR	Reggie Williams (15)
TE	Kyle Brady (8)
	Todd Yoder (8)
	George Wrightster (3)
LT	Ephraim Salaam (12)
	Mike Pearson (4)
LG	Vince Manuwai (16)
C	Brad Meester (16)
RG	Chris Naeole (16)
RT	Maurice Williams (16)

#### DEFENSE

LE	Rob Meier (8)
	Bobby McCray (7)
	Paul Spicer (2)
DT	Marcus Stroud (16)
DT	John Henderson (16)
RE	Greg Favors (11)
	Lionel Barnes (3)
OLB	Akin Ayodele (16)
MLB	Mike Peterson (16)
OLB	Daryl Smith (13)
LCB	Rashean Mathis (16)
RCB	Dewayne Washington (16)
FS	Deon Grant (16)
SS	Donovin Darius (16)

PASSING	ATT	CMP	PCT	YDS	YDS/ATT	TD	INT	LG	SK/YDS	RTG
Leftwich	441	267	60.5	2,941	6.67	15	10	65	25/114	82.2
Garrard	72	38	52.8	374	5.19	2	1	36t	6/35	71.2
Toefield	0	0	0.00	0	0.00	0	0	0	1/7	0.0
Jaguars	513	305	59.5	3,315	6.46	17	11	65	32/156	80.7
Opponents	497	306	61.6	3,574	7.19	18	16	54	37/217	82.0





# SEASON RESULTS

## 2005 STATISTICS

HEAD COACH: JACK DEL RIO

RECORD: 12-4 (.750)

STANDINGS: 2ND, AFC SOUTH

DATE	OPPONENT	RESULT	ATT.
Sept. 11	Seattle	W, 26-14	65,204
Sept. 18	at Indianapolis	L, 3-10	56,460
Sept. 25	at N.Y. Jets	W, 26-20 (OT)	77,422
Oct. 2	Denver	L, 7-20	66,045
Oct. 9	Cincinnati	W, 23-20	66,137
Oct. 16	at Pittsburgh	W, 23-17 (OT)	63,891
Oct. 30	at St. Louis	L, 21-24	65,251
Nov. 6	Houston	W, 21-14	64,613
Nov. 13	Baltimore	W, 30-3	66,107
Nov. 20	at Tennessee	W, 31-28	69,149
Nov. 27	at Arizona	W, 24-17	37,198
Dec. 4	at Cleveland	W, 20-14	70,941
Dec. 11	Indianapolis	L, 18-26	67,164
Dec. 18	San Francisco	W, 10-9	64,764
Dec. 24	at Houston	W, 38-20	70,025
Jan. 1	Tennessee	W, 40-13	65,485
Jan. 7	at New England	L, 3-28	68,756

TOTAL FIRST DOWNS		JAGUARS	OPP.
Rushing	97	79	79
Passing	170	158	158
Penalty	34	36	36
Third Down: Made /Att.	93/225	67/205	67/205
Third Down Pct.	41.3	32.7	32.7
Fourth Down: Made/Att.	4/10	4/14	4/14
Fourth Down Pct.	40.0	28.6	28.6
POSSESSION AVG.	31:33	28:27	28:27
TOTAL NET YARDS	5,149	4,655	4,655
Average per Game	321.8	290.9	290.9
Total Plays	1,021	963	963
Average Per Play	5.0	4.8	4.8
NET YARDS RUSHING	1,959	1,709	1,709
Average per Game	122.4	106.8	106.8
Total Rushes	502	44	44
NET YARDS PASSING	3,190	2,946	2,946
Average per Game	199.4	184.1	184.1
Sacked/Yards Lost	32/162	47/277	47/277
Gross Yards	3,352	3,223	3,223
Attempts/Completions	487/283	482/285	482/285
Completion Pct.	58.1	59.1	59.1
Had Intercepted	6	19	19
PUNTS/AVERAGE	83/42.4	88/42.8	88/42.8
NET PUNTING AVERAGE	83/36.9	88/36.7	88/36.7
PENALTIES/YARDS	121/1006	130/1055	130/1055
FUMBLES/BALLS LOST	27/11	21/9	21/9
TOUCHDOWNS	42	30	30
Rushing	18	4	4
Passing	21	22	22
Returns	3	4	4

BY PERIODS	1	2	3	4	OT	PTS
Jaguars	67	70	113	99	12	361
Opponents	30	117	36	86	0	269

SCORING	TD	RU	PA	RT	PAT	FG	S	TP
Scobee	0	0	0	0	38/39	23/30	0	107
Wilford	7	0	7	0	0	0	0	42
Smith	6	0	6	0	0	0	0	36
M. Jones	5	0	5	0	0	0	0	30
G. Jones	4	4	0	0	0	0	0	24
Toefield	4	4	0	0	0	0	0	24
Garrard	3	3	0	0	0	0	0	20
Taylor	3	3	0	0	0	0	0	18
Leftwich	2	2	0	0	0	0	0	12
Wimbush	2	1	0	1	0	0	0	12
Wrightster	2	0	2	0	0	0	0	12
Brady	1	0	1	0	0	0	0	6
Mathis	1	0	0	1	0	0	0	6
Pearman	1	1	0	0	0	0	0	6
Peterson	1	0	0	1	0	0	0	6
Jaguars	42	18	21	3	38/39	23/30	0	381
Opponents	30	4	22	4	29/30	20/27	0	269

RUSHING	NO	YDS	AVG	LG	TD
Taylor	194	787	4.1	71t	3
G. Jones	151	575	3.8	27	4
Garrard	31	172	5.5	28	3
Pearman	39	149	3.8	45	1
Toefield	36	142	3.9	32t	4
Leftwich	31	67	2.2	9	2
M. Jones	12	51	4.3	25	0
Wimbush	3	12	4.0	7	1
Williams	2	3	1.5	10	0
Gray	3	1	0.3	3	0
Jaguars	502	1,959	3.9	71t	18
Opponents	434	1,709	3.9	51	4

RECEIVING	NO	YDS	AVG	LG	TD
Smith	70	1,023	14.6	45t	6
Wilford	41	681	16.6	39	7
M. Jones	36	432	12.0	42	5
Williams	35	445	12.7	41	0
Pearman	32	240	7.5	19	0
Brady	18	157	8.7	33	1
Wrightster	13	120	9.2	27	2
Taylor	13	83	6.4	13	0
G. Jones	10	65	6.5	10	0
Wimbush	5	26	5.2	6	0
B. Jones	3	49	16.3	41	0
Toefield	3	17	5.7	11	0
Hankton	3	15	5.0	8	0
Manuwai	1	-1	-1.0	-1	0
Jaguars	283	3,352	11.8	45t	21
Opponents	285	3,223	11.3	83t	22

INTERCEPTIONS	NO	YDS	AVG	LG	TD
Mathis	5	79	15.8	41t	1
Cousin	4	18	4.5	14	0
Peterson	3	54	18.0	26t	1
Grant	3	29	9.7	29	0
Wright	2	4	2.0	4	0
Cooper	1	0	0.0	0	0
Smith	1	0	0.0	0	0
Jaguars	19	184	9.7	41t	2
Opponents	6	90	15.0	37	0

PUNTING	NO	YDS	AVG	NET	TB	IN	LG	B
Hanson	82	3,517	42.9	36.9	11	33	74	1
Jaguars	82	3,517	42.9	36.9	11	33	74	1
Opponents	88	3,763	42.8	36.7	6	22	75	1

PUNT RET.	NO	FC	YDS	AVG	LG	TD
Pearman	49	15	410	8.4	24	0
Owens	3	0	6	2.0	6	0
Mathis	1	0	-1	-1.0	-1	0
Jaguars	53	15	415	7.8	24	0
Opponents	29	15	236	8.1	72t	1

KICKOFF RET.	NO	YDS	AVG	LG	TD
Wimbush	39	955	24.5	91t	1
Pearman	8	187	23.4	34	0
Alexis	1	31	31.0	31	0
Brady	1	24	24.0	24	0
G. Jones	1	0	0.0	0	0
Jaguars	50	1,197	23.9	91t	1
Opponents	56	1,327	23.7	85	0

2-POINT CONVERSIONS: Garrard  
Jaguars 1-1, Opponents 0-0

PASSING	ATT	CMP	PCT	YDS	YDS/ATT	TD	INT	LG	SK/YDS	RTG
Leftwich	302	175	57.9	2,123	7.03	15	5	45t	23/110	89.3
Garrard	168	98	58.3	1,117	6.65	4	1	37	8/45	83.9
Gray	14	8	57.1	100	7.14	2	0	26	1/7	119.0
M. Jones	3	2	66.7	12	4.00	0	0	6	0/0	74.3
Jaguars	487	283	58.1	3,352	6.88	21	6	45t	32/162	88.4
Opponents	482	285	59.1	3,223	6.69	22	19	83t	47/277	78.0

FGs	1-19	20-29	30-39	40-49	50+
Scobee	0/0	9/9	7/8	5/10	2/3
Jaguars	0/0	9/9	7/8	5/10	2/3
Opponents	0/0	2/2	8/10	9/14	1/1

Scobee: (23G, 41G, 43N, 29G, 41G) (42N, 28G) (32G, 40G) ( ) (32G, 51G, 53G) (23G) (49N, 44N) ( ) (48G, 33G, 26G) (31G) (30G, 38N) (24G, 29G) (27G) (52N, 32G) (40N, 26G) (46G, 38G)

Opponents: ( ) (41G) (35G, 25G) (41N, 46B, 33G, 42G) (31G, 48G) (29G, 46N) (41G) ( ) (41G) ( ) (43N, 42G) (34N) (40G, 34G, 38G, 46G) (35G, 47G, 33G) (37G, 53G, 38N, 48N) ( )

SACKS: Hayward 8.5, Spicer 7.5, Peterson 6.0, Meier 6.0, McCray 5.5, D. Smith 4.0, Henderson 3.0, Ayodele 2.5, Grant 1.5, Stroud 1.0, Maddox 1.0, Cousin 0.5  
Jaguars 47, Opponents 32

TACKLES (Solo-Assists-Total): Peterson (104-86-190), D. Smith (68-49-117), Ayodele (62-38-100), Grant (69-21-90), Henderson (62-21-83), Cooper (52-28-80), Wright (50-28-78), Mathis (46-24-70), Stroud (42-24-66), Spicer (43-13-56), Cousin (31-25-56), Hayward (39-10-49), Meier (35-12-47), Sensabaugh (21-10-31), McCray (20-3-23), Wiley (7-4-11), Darius (6-2-8), Thomas (5-2-7), Gilbert (4-3-7), Favors (1-4-5), Richardson (3-1-4), Maddox (3-1-4), Starks (3-1-4), Winborn (2-0-2), Roberson (1-1-2), Davis (1-0-1), Sorensen (1-0-1), Chase (0-1-1)

### USUAL STARTING LINEUP

#### OFFENSE

QB	Byron Leftwich (11)
	David Garrard (5)
RB	Fred Taylor (11)
	LaBrandon Toefield (2)
FB	Greg Jones (13)
WR	Jimmy Smith (16)
WR	Reggie Williams (7)
	Ernest Wilford (8)
TE	Kyle Brady (14)
	George Wrightster (6)
LT	Khalif Barnes (12)
	Mike Pearson (2)
	Ephraim Salaam (2)
LG	Vince Manuwai (16)
C	Brad Meester (12)
	Dennis Norman (4)
RG	Chris Naeole (15)
RT	Maurice Williams (16)

#### DEFENSE

LE	Reggie Hayward (15)
DT	Marcus Stroud (16)
DT	John Henderson (15)
RE	Paul Spicer (14)
OLB	Akin Ayodele (11)
MLB	Mike Peterson (16)
OLB	Daryl Smith (16)
LCB	Rashean Mathis (16)
RCB	Kenny Wright (16)
DB	Terry Cousin (5)
FS	Deon Grant (16)
SS	Donovin Darius (2)
	Deke Cooper (12)
	Gerald Sensabaugh (2)



# SEASON RESULTS

## 2006 STATISTICS

HEAD COACH: JACK DEL RIO

RECORD: 8-8 (.500)

STANDINGS: 3RD, AFC SOUTH

DATE	OPPONENT	RESULT	ATT.
Sept. 10	Dallas	W, 24-17	67,164
Sept. 18	Pittsburgh	W, 9-0	67,164
Sept. 24	at Indianapolis	L, 14-21	57,041
Oct. 1	at Washington	L, 30-36 (OT)	89,450
Oct. 8	N.Y. Jets	W, 41-0	66,604
Oct. 22	at Houston	L, 7-27	70,035
Oct. 29	at Philadelphia	W, 13-6	69,249
Nov. 5	Tennessee	W, 37-7	66,524
Nov. 12	Houston	L, 10-13	65,918
Nov. 20	N.Y. Giants	W, 26-10	67,164
Nov. 26	at Buffalo	L, 24-27	63,608
Dec. 3	at Miami	W, 24-10	73,160
Dec. 10	Indianapolis	W, 44-17	67,164
Dec. 17	at Tennessee	L, 17-24	69,143
Dec. 24	New England	L, 21-24	67,164
Dec. 31	at Kansas City	L, 30-35	77,500

TOTAL FIRST DOWNS		JAGUARS	OPP.
Rushing		127	94
Passing		147	143
Penalty		19	22
Third Down: Made /Att.		85/217	63/227
Third Down Pct.		39.2	36.6
Fourth Down: Made/Att.		7/14	4/14
Fourth Down Pct.		50.0	28.6
POSSESSION AVG.		32:11	27:49
TOTAL NET YARDS		5,423	4,538
Average per Game		338.9	283.6
Total Plays		989	978
Average Per Play		5.5	4.6
NET YARDS RUSHING		2,541	1,460
Average per Game		158.8	91.3
Total Rushes		513	420
NET YARDS PASSING		2,882	3,078
Average per Game		180.1	192.4
Sacked/Yards Lost		30/178	35/200
Gross Yards		3,060	3,278
Att./Completions		446/266	523/294
Completion Pct.		59.6	56.2
Had Intercepted		14	20
PUNTS/AVERAGE		73/40.0	90/41.4
NET PUNTING AVE.		73/33.4	90/35.8
PENALTIES/YARDS		97/806	80/684
FUMBLES/BALLS LOST		16/9	12/4
TOUCHDOWNS		42	32
Rushing		23	14
Passing		17	12
Returns		2	6

BY PERIODS	1	2	3	4	OT	PTS
Jaguars	72	112	80	107	0	371
Opponents	61	64	72	71	6	274

SCORING	TD	RU	PA	RT	PAT	FG	S	TP
Scobee	0	0	0	0	41/41	26/32	0	119
Jones-Drew	16	13	2	1			0	96
Taylor	6	5	1	0			0	36
M. Jones	4	0	4	0			0	24
R. Williams	4	0	4	0			0	24
Wrightster	3	0	3	0			0	18
Gray	2	2	0	0			0	12
Leftwich	2	2	0	0			0	12
Wilford	2	0	2	0			0	12
Lewis	1	0	1	0			0	6
Pearman	1	1	0	0			0	6
Starks	1	0	0	1			0	6
Jaguars	42	23	17	2	41/41	26/32	0	371
Opponents	32	14	12	6	31/31	17/24	0	274

RUSHING	NO	YDS	AVG	LG	TD
Taylor	231	1,146	5.0	76	5
Jones-Drew	166	941	5.7	74t	13
Garrard	47	250	5.3	20	0
Pearman	19	89	4.7	12	1
Leftwich	25	41	1.6	7	2
R. Williams	7	33	4.7	10	0
Gray	2	26	13.0	17t	2
Toefield	10	22	2.2	12	0
Alexis	3	5	1.7	3	0
Wimbush	1	3	3.0	3	0
M. Jones	2	-15	-7.5	-6	0
Jaguars	513	2,541	5.0	76	23
Opponents	420	1,460	3.5	40	14

RECEIVING	NO	YDS	AVG	LG	TD
R. Williams	52	616	11.8	48	4
Jones-Drew	46	436	9.5	51t	2
M. Jones	41	643	15.7	49	4
Wrightster	39	353	9.1	23	3
Wilford	36	524	14.6	41	2
Taylor	23	242	10.5	36	1
Lewis	13	126	9.7	31	1
Hankton	5	48	9.6	15	0
Brady	5	37	7.4	13	0
Wimbush	4	23	5.8	9	0
Pearman	2	12	6.0	7	0
Jaguars	266	3,060	11.5	51t	17
Opponents	294	3,278	11.1	68t	12

INTERCEPTIONS	NO	YDS	AVG	LG	TD
Mathis	8	146	18.3	55	0
Grant	2	25	12.5	24	0
Sensabaugh	2	8	4.0	8	0
Starks	1	55	55.0	55t	1
Cousin	1	16	16.0	16	0
Peterson	1	15	15.0	15	0
Greisen	1	6	6.0	6	0
D. Smith	1	4	4.0	4	0
B. Williams	1	4	4.0	4	0
Webb	1	1	1.0	1	0
Ingram	1	0	0.0	0	0
Jaguars	20	280	14.0	55t	1
Opponents	14	222	15.9	83t	2

PUNTING	NO	YDS	AVG	NET	TB	IN	LG	B
Hanson	72	2,920	40.6	33.4	7	20	58	1
Jaguars	73	2,820	40.0	22.4	7	20	58	1
Opponents	90	3,724	41.4	35.8	7	25	73	2

PUNT RET.	NO	FC	YDS	AVG	LG	TD
Pearman	32	16	283	8.8	29	0
C. Owens	9	5	56	6.2	13	0
Mathis	2	1	9	4.5	9	0
Jones-Drew	1	0	13	13.0	13	0
Toefield	1	0	0	0.0	0	0
Jaguars	45	22	361	8.0	29	0
Opponents	29	16	343	11.8	82t	2

KICKOFF RET.	NO	YDS	AVG	LG	TD
Jones-Drew	31	860	27.7	93t	1
Wimbush	8	181	22.6	33	0
Brady	4	18	4.5	9	0
Pearman	3	56	18.7	22	0
Collier	1	8	8.0	8	0
M. Owens	1	4	4.0	4	0
Toefield	1	9	9.0	9	0
Jaguars	49	1,136	23.2	93t	1
Opponents	60	1,262	21.0	70	0

2-POINT CONVERSIONS: Jaguars 0-1, Opponents 0-0

FGs	1-19	20-29	30-39	40-49	50+
Scobee	0/0	5/6	7/7	14/18	0/1
Jaguars	0/0	5/6	7/7	14/18	0/1
Opponents	0/0	7/7	3/6	7/10	0/1

Scobee: (35G, 49N) (31G, 32G, 42G) (24N, 49N) (46G, 43G, 41G) (43G, 40G) ( ) (40G, 27G) (47G, 21G, 39G) (44G) (39G, 24G, 23G, 48G) (42N, 27G) (48G) (48N, 48G, 34G, 46G) (43G) (53N) (33G)

Opponents: (32G, 36N) ( ) ( ) (44G, 37G, 37G) ( ) (38N, 43G, 21G) (25G, 28G) ( ) (25G, 32N, 52N, 28G) (40G) (21G, 42G) (42N, 42G) (41G) (44N, 27G) (48G, 49N) ( )

SACKS: McCray 10, Meier 5, Henderson 3.5, Spicer 3, Smith 3, Stroud 2.5, Hawkins 2, Pettway 2, Ingram 1.5, McDaniel 1, Gilbert 1, Stanley 0.5  
Jaguars 35, Opponents 30

TACKLES (Solo-Assists-Total): Smith (107-63-170), Ingram (67-50-117), Grant (61-24-85), Greisen (48-34-82), Mathis (54-17-71), Henderson (52-12-64), Williams (47-16-63), Darius (47-13-60), Spicer (47-12-59), McCray (42-7-49), Sensabaugh (33-14-47), Peterson (27-20-47), Meier (37-8-45), Cousin (30-12-42), Stroud (31-3-34), Starks (14-13-27), McDaniel (15-6-21), Wiley (14-5-19), Webb (13-3-16), Gilbert (12-4-16), Hawkins (7-1-8), Iwuh (4-3-7), Pettway (5-0-5), Fudge (5-0-5), Stanley (3-1-4), Cordova (3-0-3), Sorensen (2-0-2), Hayward (1-1-0)

### USUAL STARTING LINEUP

#### OFFENSE

QB	Byron Leftwich (6)
	David Garrard (10)
RB	Fred Taylor (15)
FB	Derrick Wimbush (6)
WR	Reggie Williams (14)
WR	Ernest Wilford (12)
	Matt Jones (4)
TE	Kyle Brady (14)
	George Wrightster (10)
	Mercedes Lewis (3)
LT	Khalif Barnes (15)
LG	Vince Manuwai (16)
C	Brad Meester (16)
RG	Chris Naeole (16)
RT	Maurice Williams (16)

#### DEFENSE

DE	Reggie Hayward (1)
	Bobby McCray (12)
DT	Marcus Stroud (11)
	Rob Meier (8)
DT	John Henderson (16)
DE	Paul Spicer (16)
OLB	Nick Greisen (10)
	Clint Ingram (11)
MLB	Mike Peterson (5)
OLB	Daryl Smith (16)
LCB	Rashean Mathis (16)
RCB	Brian Williams (15)
DB	Terry Cousin (4)
FS	Deon Grant (16)
SS	Donovin Darius (10)
	Gerald Sensabaugh (7)

PASSING	ATT	CMP	PCT	YDS	YDS/ATT	TD	INT	LG	SK/YDS	RTG
Garrard	241	145	60.2	1,735	7.20	10	9	49	20/119	80.5
Leftwich	183	108	59.0	1,159	6.33	7	5	51t	9/48	79.0
Gray	22	13	59.1	166	7.55	0	0	32	1/11	82.8
M. Jones	0	0	---	0	---	0	0	---	0/0	---
Jaguars	446	266	59.6	3,060	6.86	17	14	51t	30/178	80.0
Opponents	523	294	56.2	3,278	6.27	12	20	68t	35/200	66.8







# SEASON RESULTS

## 2008 STATISTICS

HEAD COACH: JACK DEL RIO

RECORD: 5-11 (.313)

STANDINGS: 4TH, AFC SOUTH

DATE	OPPONENT	RESULT	ATT.	RUSHING	NO	YDS	AVG	LG	TD
Sept. 7	at Tennessee	L, 10-17	69,143	Jones-Drew	197	824	4.2	46t	12
Sept. 14	Buffalo	L, 16-20	65,167	Taylor	143	556	3.9	34	1
Sept. 21	at Indianapolis	W, 23-21	65,938	Garrard	73	322	4.4	24	2
Sept. 28	Houston	W, 30-27 (OT)	64,061	Owens	2	43	21.5	41t	2
Oct. 5	Pittsburgh	L, 21-26	65,908	G. Jones	2	13	6.5	13	0
Oct. 12	at Denver	W, 24-17	75,674	Northcutt	1	9	9.0	9	0
Oct. 26	Cleveland	L, 17-23	64,775	Washington	4	9	2.3	6	0
Nov. 2	at Cincinnati	L, 19-21	64,238	Williamson	1	1	1.0	1	0
Nov. 9	at Detroit	W, 38-14	52,631	Williams	1	0	0.0	0	0
Nov. 16	Tennessee	L, 14-24	65,258	Lemon	2	-3	-1.5	-1	0
Nov. 23	Minnesota	L, 12-30	65,064	Jaguars	426	1,774	4.2	46t	17
Dec. 1	at Houston	L, 17-30	70,809	Opponents	428	1,709	4.0	40t	14
Dec. 7	at Chicago	L, 10-23	61,736						
Dec. 14	Green Bay	W, 20-16	65,457						
Dec. 18	Indianapolis	L, 24-31	65,648						
Dec. 28	at Baltimore	L, 7-27	71,366						

	JAGUARS	OPP.
<b>TOTAL FIRST DOWNS</b>	<b>312</b>	<b>289</b>
Rushing	107	98
Passing	183	166
Penalty	22	25
Third Down: Made/Att.	87/213	82/200
Third Down Pct.	40.8	41.0
Fourth Down: Made/Att.	14/24	5/11
Fourth Down Pct.	58.3	45.5
<b>POSSESSION AVG.</b>	<b>31:22</b>	<b>28:38</b>
<b>TOTAL NET YARDS</b>	<b>5,106</b>	<b>5,295</b>
Average per Game	319.1	330.9
Total Plays	1,005	922
Average Per Play	5.1	5.7
<b>NET YARDS RUSHING</b>	<b>1,774</b>	<b>1,709</b>
Average per Game	110.9	106.8
Total Rushes	426	428
<b>NET YARDS PASSING</b>	<b>3,332</b>	<b>3,586</b>
Average per Game	208.3	224.1
Sacked/Yards Lost	42/288	29/191
Gross Yards	3,620	3,777
Att./Completions	537/335	465/297
Completion Pct.	62.4	63.9
Had Intercepted	13	13
<b>PUNTS/AVERAGE</b>	<b>67/43.3</b>	<b>67/43.0</b>
<b>NET PUNTING AVE.</b>	<b>67/36.9</b>	<b>67/36.8</b>
<b>PENALTIES/YARDS</b>	<b>104/813</b>	<b>80/691</b>
<b>FUMBLES/BALLS LOST</b>	<b>23/11</b>	<b>15.4</b>
<b>TOUCHDOWNS</b>	<b>35</b>	<b>41</b>
Rushing	17	14
Passing	15	25
Returns	3	2

BY PERIODS	1	2	3	4	OT	PTS
Jaguars	58	88	62	91	3	302
Opponents	101	102	50	114	0	367

SCORING	TD	RU	PA	RT	PAT	FG	S	TP
Scobee	0	0	0	0	33/33	19/25	0	90
Jones-Drew	14	12	2	0			0	84
Owens	3	2	0	1			0	18
Williams	3	0	3	0			0	18
Garrard	2	2	0	0			0	12
M. Jones	2	0	2	0			0	12
Lewis	2	0	2	0			0	12
Mathis	2	0	0	2			0	12
Northcutt	2	0	2	0			0	12
G. Jones	1	0	1	0			0	6
Pearman	1	0	1	0			0	6
Porter	1	0	1	0			0	6
Taylor	1	1	0	0			0	6
Williamson	1	0	1	0			0	6
<b>Jaguars</b>	<b>35</b>	<b>17</b>	<b>15</b>	<b>3</b>	<b>33/33</b>	<b>19/25</b>	<b>1</b>	<b>302</b>
<b>Opponents</b>	<b>41</b>	<b>14</b>	<b>25</b>	<b>2</b>	<b>40/40</b>	<b>27/30</b>	<b>0</b>	<b>367</b>

RECEIVING	NO	YDS	AVG	LG	TD
M. Jones	65	761	11.7	35	2
Jones-Drew	62	565	9.1	26	2
Northcutt	44	545	12.4	41	2
Lewis	41	489	11.9	30t	2
Williams	37	364	9.8	32	3
Walker	16	217	13.6	32	0
Taylor	16	98	6.1	17	0
G. Jones	13	116	8.9	22	1
Porter	11	181	16.5	33	1
Estandia	10	113	11.3	23	0
Angulo	8	63	7.9	17	0
Williamson	5	30	6.0	10t	1
Wrightster	2	35	17.5	27	0
Owens	2	17	8.5	10	0
Pearman	1	23	23.0	23t	1
Washington	1	9	9.0	9	0
Garrard	1	-6	-6.0	-6	0
<b>Jaguars</b>	<b>335</b>	<b>3,620</b>	<b>10.8</b>	<b>41</b>	<b>15</b>
<b>Opponents</b>	<b>297</b>	<b>3,777</b>	<b>12.7</b>	<b>56t</b>	<b>25</b>

INTERCEPTIONS	NO	YDS	AVG	LG	TD
Mathis	4	151	37.8	72t	2
Sensabaugh	4	38	9.5	23	0
Williams	2	31	15.5	27	0
Nelson	2	0	0.0	0	0
Harvey	1	0	0.0	0	0
<b>Jaguars</b>	<b>13</b>	<b>220</b>	<b>16.9</b>	<b>72t</b>	<b>2</b>
<b>Opponents</b>	<b>13</b>	<b>181</b>	<b>13.9</b>	<b>42</b>	<b>1</b>

PUNTING	NO	YDS	AVG	NET	TB	IN	LG	B
Weatherford	21	915	43.6	37.7	3	2	57	0
Podlesh	46	1,989	43.2	36.6	5	12	60	0
<b>Jaguars</b>	<b>67</b>	<b>2,904</b>	<b>43.3</b>	<b>36.9</b>	<b>8</b>	<b>14</b>	<b>60</b>	<b>0</b>
<b>Opponents</b>	<b>67</b>	<b>2,878</b>	<b>43.0</b>	<b>36.8</b>	<b>7</b>	<b>25</b>	<b>61</b>	<b>0</b>

PUNT RET.	NO	FC	YDS	AVG	LG	TD
Witherspoon	17	9	192	11.3	38	0
Jones-Drew	7	1	69	9.9	15	0
Northcutt	5	7	14	2.8	9	0
<b>Jaguars</b>	<b>29</b>	<b>17</b>	<b>275</b>	<b>9.5</b>	<b>38</b>	<b>0</b>
<b>Opponents</b>	<b>31</b>	<b>19</b>	<b>269</b>	<b>8.7</b>	<b>28</b>	<b>0</b>

2-POINT CONVERSIONS: Jaguars 0-2, Opponents 0-1

KICKOFF RET.	NO	YDS	AVG	LG	TD
Witherspoon	52	1,250	24.0	51	0
Jones-Drew	13	281	21.6	33	0
Williamson	4	84	21.0	26	0
G. Jones	2	19	9.5	10	0
Owens	2	30	15.0	20	0
Reyes	1	14	14.0	14	0
<b>Jaguars</b>	<b>74</b>	<b>1,678</b>	<b>22.7</b>	<b>51</b>	<b>0</b>
<b>Opponents</b>	<b>51</b>	<b>1,015</b>	<b>19.9</b>	<b>52</b>	<b>0</b>

FGs	1-19	20-29	30-39	40-49	50+
Scobee	0/0	7/7	3/6	5/7	4/5
<b>Jaguars</b>	<b>0/0</b>	<b>7/7</b>	<b>3/6</b>	<b>5/7</b>	<b>4/5</b>
<b>Opponents</b>	<b>0/0</b>	<b>9/9</b>	<b>10/12</b>	<b>6/7</b>	<b>2/2</b>

Scobee: (37N, 27G) (28G, 50G, 39G) (26G, 21G, 51G) (46G, 40G, 37G) ( ) (48G) (38B, 53G) (52G, 26G) (34G) ( ) (21G, 46N, 38N) (43N, 29G) (42G) (51N) (44G) ( )

Opponents: (47G) (21G, 45G) ( ) (27G, 47G) (38G, 23G) (39G) (32G, 20G, 42G) ( ) (33B) (32G) (54G, 32G, 22G) (38G, 50G, 20G) (22G, 36G, 35G) (22G, 23G, 38G) (30N, 45G) (32G, 48N, 41G)

SACKS: Hayward 4.5, Harvey 3.5, Spicer 3.5, Groves 2.5, Smith 2.5, Henderson 2.0, Ingram 2.0, Landri 2.0, Meier 2.0, Kennedy 1.0, Mathis 1.0, Mincey 1.0, Peterson 1.0, McDaniel 0.5

Jaguars 29, Opponents 42

TACKLES (Solo-Assists-Total): Peterson (88-51-139), Smith (89-41-130), Durant (81-32-113), B. Williams (78-11-90), Sensabaugh (70-12-82), Ingram (38-34-72), Nelson (45-19-64), Henderson (37-16-53), Spicer (34-16-50), Meier (31-14-45), Harvey (23-12-35), Mathis (33-0-33), Hayward (24-7-31), Florence (24-2-26), Landri (12-11-23), McDaniel (15-7-22), Prioleau (15-3-18), Groves (12-5-17), T. Williams (15-0-15), Kennedy (4-4-8), Witherspoon (7-0-7), Mincey (3-3-6), Iwuh (0-2-2)

### USUAL STARTING LINEUP

OFFENSE
QB David Garrard (16)
RB Fred Taylor (13)
Maurice Jones-Drew (3)
FB Greg Jones (7)
WR Reggie Williams (11)
Jerry Porter (6)
WR Matt Jones (10)
Troy Williamson (2)
TE Marcedes Lewis (15)
TE Richard Angulo (7)
Greg Estandia (2)
LT Khalif Barnes (16)
LG Vince Manuwai (1)
Uche Nwaneri (15)
C Brad Meester (10)
Dennis Norman (6)
RG Maurice Williams (1)
Milford Brown (4)
Tutan Reyes (3)
Dennis Norman (8)
RT Tony Pashos (16)

DEFENSE
DE Paul Spicer (10)
Derrick Harvey (9)
DT John Henderson (14)
Tony McDaniel (3)
DT Rob Meier (15)
DE Reggie Hayward (13)
OLB Daryl Smith (8)
Clint Ingram (8)
MLB Mike Peterson (10)
Daryl Smith (6)
OLB Clint Ingram (4)
Justin Durant (12)
CB Rashean Mathis (12)
William James (1)
CB Drayton Florence (8)
Brian Williams (11)
FS Reggie Nelson (13)
Gerald Sensabaugh (3)
SS Brian Williams (5)
Gerald Sensabaugh (10)

PASSING	ATT	CMP	PCT	YDS	YDS/ATT	TD	INT	LG	SK/YDS	RTG
Garrard	535	335	62.6	3,620	6.77	15	13	41	42/288	81.7
Lemon	2	0	0.0	0	0.00	0	0	0	0/0	39.6
<b>Jaguars</b>	<b>537</b>	<b>335</b>	<b>62.4</b>	<b>3,620</b>	<b>6.74</b>	<b>15</b>	<b>13</b>	<b>41</b>	<b>42/288</b>	<b>81.4</b>
<b>Opponents</b>	<b>465</b>	<b>297</b>	<b>63.9</b>	<b>3,777</b>	<b>8.12</b>	<b>25</b>	<b>13</b>	<b>56t</b>	<b>29/191</b>	<b>95.4</b>





# SEASON RESULTS

## 2009 STATISTICS

HEAD COACH: JACK DEL RIO

RECORD: 7-9 (.438)

STANDINGS: 4TH, AFC SOUTH

DATE	OPPONENT	RESULT	ATT.
Sept. 13	at Indianapolis	L, 12-14	65,757
Sept. 20	Arizona	L, 17-31	46,520
Sept. 27	at Houston	W, 31-24	70,083
Oct. 4	Tennessee	W, 37-17	49,014
Oct. 11	at Seattle	L, 0-41	67,228
Oct. 18	St. Louis	W, 23-20 (OT)	42,088
Nov. 1	at Tennessee	L, 13-30	69,143
Nov. 8	Kansas City	W, 24-21	45,546
Nov. 15	at N.Y. Jets	W, 24-22	76,313
Nov. 22	Buffalo	W, 18-15	47,757
Nov. 29	at San Francisco	L, 3-20	69,732
Dec. 6	Houston	W, 23-18	42,079
Dec. 13	Miami	L, 10-14	60,457
Dec. 17	Indianapolis	L, 31-35	63,753
Dec. 27	at New England	L, 7-35	68,756
Jan. 3	at Cleveland	L, 17-23	66,935

• TV Blackout

	JAGUARS	OPP.
<b>TOTAL FIRST DOWNS</b>	<b>300</b>	<b>307</b>
Rushing	114	100
Passing	170	191
Penalty	16	16
3rd Down: Made/Att	102/226	94/209
3rd Down Pct.	45.1%	45.0%
4th Down: Made/Att	12/21	12/17
4th Down Pct.	57.1%	70.6%
<b>POSSESSION AVG.</b>	<b>30:08</b>	<b>29:52</b>
<b>TOTAL NET YARDS</b>	<b>5,385</b>	<b>5,637</b>
Avg. Per Game	336.6	352.3
Total Plays	1010	982
Avg. Per Play	5.3	5.7
Net Yards Rushing	2,029	1,863
Avg. Per Game	126.8	116.4
Total Rushes	447	458
<b>NET YARDS PASSING</b>	<b>3,356</b>	<b>3,774</b>
Avg. Per Game	209.8	235.9
Sacked/Yards Lost	44/243	14/79
Gross Yards	3,599	3,853
Attempts/Completions	519/315	510/345
Completion Pct.	60.7%	67.6%
Had Intercepted	10	15
<b>PUNTS/AVERAGE</b>	<b>72/41.9</b>	<b>62/44.9</b>
<b>NET PUNTING AVG.</b>	<b>72/38.3</b>	<b>62/39.5</b>
<b>PENALTIES/YARDS</b>	<b>70/542</b>	<b>64/498</b>
<b>FUMBLES/BALL LOST</b>	<b>26/13</b>	<b>22/10</b>
<b>TOUCHDOWNS</b>	<b>34</b>	<b>44</b>
Rushing	19	12
Passing	15	28
Returns	0	4

BY PERIODS	1	2	3	4	OT	PTS
Jaguars	48	113	46	80	3	290
Opponents	69	157	75	79	0	380

SCORING	TD	RU	PA	RT	PAT	FG	S	TP
Jones-Drew	16	15	1	0	0/0	0/0	0	96
Scobee	0	0	0	0	30/31	18/28	0	84
Sims-Walker	7	0	7	0	0/0	0/0	0	42
Garrard	3	3	0	0	0/0	0/0	0	20
Lewis	2	0	2	0	0/0	0/0	0	12
Miller	2	0	2	0	0/0	0/0	0	12
Hughes	1	0	1	0	0/0	0/0	0	6
Jennings	1	1	0	0	0/0	0/0	0	6
Thomas	1	0	1	0	0/0	0/0	0	6
Wilford	1	0	1	0	0/0	0/0	0	6
<b>Jaguars</b>	<b>34</b>	<b>19</b>	<b>15</b>	<b>0</b>	<b>30/31</b>	<b>18/28</b>	<b>0</b>	<b>290</b>
<b>Opponents</b>	<b>44</b>	<b>12</b>	<b>28</b>	<b>4</b>	<b>38/38</b>	<b>24/28</b>	<b>1</b>	<b>380</b>

RUSHING	NO	YDS	AVG	LG	TD
Jones-Drew	312	1,391	4.5	80t	15
Garrard	77	323	4.2	30	3
Jennings	39	202	5.2	28t	1
M. Thomas	12	86	7.2	22	0
G. Jones	4	23	5.8	11	0
Miller	1	3	3.0	3	0
Owens	2	1	0.5	3	0
<b>Jaguars</b>	<b>447</b>	<b>2,029</b>	<b>4.5</b>	<b>80t</b>	<b>19</b>
<b>Opponents</b>	<b>458</b>	<b>1,863</b>	<b>4.1</b>	<b>89t</b>	<b>12</b>

RECEIVING	NO	YDS	AVG	LG	TD
Sims-Walker	63	869	13.8	61t	7
Jones-Drew	53	374	7.1	19	1
Holt	51	722	14.2	63	0
M. Thomas	48	453	9.4	28	1
Lewis	32	518	16.2	47	2
Miller	21	212	10.1	62	2
Jennings	16	101	6.3	14	0
Wilford	11	123	11.2	30	1
Dillard	6	106	17.7	33	0
Hughes	5	70	14.0	35t	1
G. Jones	5	14	2.8	9	0
Williamson	3	34	11.3	13	0
Potter	1	3	3.0	3	0
<b>Jaguars</b>	<b>315</b>	<b>3,599</b>	<b>11.4</b>	<b>63</b>	<b>15</b>
<b>Opponents</b>	<b>345</b>	<b>3,853</b>	<b>11.2</b>	<b>98t</b>	<b>28</b>

INTERCEPTIONS	NO	YDS	AVG	LG	TD
D. Cox	4	6	1.5	6	0
Mathis	3	46	15.3	29	0
A. Smith	2	34	17.0	30	0
G. Alexander	2	23	11.5	22	0
Groves	1	37	37.0	37	0
Durant	1	27	27.0	27	0
Considine	1	25	25.0	25	0
D. Smith	1	10	10.0	10	0
<b>Jaguars</b>	<b>15</b>	<b>208</b>	<b>13.9</b>	<b>37</b>	<b>0</b>
<b>Opponents</b>	<b>10</b>	<b>234</b>	<b>23.4</b>	<b>56</b>	<b>1</b>

PUNTING	NO	YDS	AVG	NET	TB	IN	LG	B
Podlesh	72	3,017	41.9	38.3	5	23	64	0
<b>Jaguars</b>	<b>72</b>	<b>3,017</b>	<b>41.9</b>	<b>38.3</b>	<b>5</b>	<b>23</b>	<b>64</b>	<b>0</b>
<b>Opponents</b>	<b>62</b>	<b>2,784</b>	<b>44.9</b>	<b>39.5</b>	<b>5</b>	<b>21</b>	<b>70</b>	<b>0</b>

PUNT RET.	NO	FC	YDS	AVG	LG	TD
M. Thomas	14	4	118	8.4	44	0
Witherspoon	7	3	78	11.1	42	0
Jones-Drew	2	0	19	9.5	12	0
Hughes	2	0	18	9.0	11	0
Middleton	1	0	0	0.0	0	0
Starks	1	0	0	0.0	0	0
<b>Jaguars</b>	<b>27</b>	<b>7</b>	<b>233</b>	<b>8.6</b>	<b>44</b>	<b>0</b>
<b>Opponents</b>	<b>38</b>	<b>15</b>	<b>159</b>	<b>4.2</b>	<b>13</b>	<b>0</b>

KICKOFF RET.	NO	YDS	AVG	LG	TD
M. Thomas	26	644	24.8	43	0
Witherspoon	24	568	23.7	42	0
Jones-Drew	4	102	25.5	30	0
Jennings	3	56	18.7	24	0
Owens	3	49	16.3	29	0
Underwood	2	38	19.0	24	0
Miller	2	19	9.5	16	0
Ellison	1	16	16.0	16	0
Wilford	1	0	0.0	0	0
<b>Jaguars</b>	<b>66</b>	<b>1,492</b>	<b>22.6</b>	<b>43</b>	<b>0</b>
<b>Opponents</b>	<b>47</b>	<b>1,069</b>	<b>22.7</b>	<b>93t</b>	<b>1</b>

2-POINT CONVERSIONS: Garrard  
Jaguars 1-3, Opponents 2-6

FGs	1-19	20-29	30-39	40-49	50+
Scobee	0/0	7/8	4/4	3/7	4/9
<b>Jaguars</b>	<b>0/0</b>	<b>7/8</b>	<b>4/4</b>	<b>3/7</b>	<b>4/9</b>
<b>Opponents</b>	<b>0/0</b>	<b>12/12</b>	<b>4/5</b>	<b>7/8</b>	<b>1/3</b>

Scobee: (24G, 46G, 63N) (30G, 46B) (52G) (22G, 50G, 55N, 33G) ( ) (58N, 36G) ( ) (53N, 27G) (49N, 21G) (29G) (40N, 32G, 21N) (51G, 46G, 24G) (25G) (50G, 57N) ( ) (47G, 43N)

Opponents: (52N) (45G, 48N) (27G) (29G) (47G, 27G) (52G, 27G) (48G, 25G, 45G) (45G, 21G, 56N) (32G, 37G, 40G) (26G, 28G, 22G) (46G, 27G) (32G) (38N) ( ) ( ) (27G, 21G, 33G)

SACKS: Henderson 3.0, Harvey 2.0, Knighton 1.5, D. Smith 1.5, Ingram 1.0, Stanley 1.0, Hayward 1.0, Durant 1.0, Ellison 1.0, Landri 1.0  
**Jaguars 14.0, Opponents 44.0**

TACKLES (Solo-Assists-Total): D. Smith (101-49-150), Durant (90-45-135), Ingram (47-30-77), Nelson (60-17-77), Cox (56-20-76), Harvey (37-32-69), Henderson (27-33-60), Alexander (39-19-58), Allen (35-23-58), Knighton (29-24-53), Mathis (28-12-40), Iwuh (26-12-38), Considine (24-12-36), Brackenridge (23-11-34), Groves (22-12-34), Ellison (16-12-28), A. Smith (21-7-28), Stanley (17-7-24), Landri (8-7-15), Russell (6-8-14), Ju. Williams (6-4-10), B. Smith (4-5-9), Starks (4-3-7), Middleton (7-0-7), Navarre (3-2-5), Hayward (2-1-3), Harrington (1-0-1), Peterson (0-1-1)

### USUAL STARTING LINEUP

#### OFFENSE

QB	David Garrard (16)
RB	Maurice Jones-Drew (16)
FB	Greg Jones (7)
WR	Mike Sims-Walker (14)
	Mike Thomas (4)
WR	Torry Holt (12)
TE	Mercedes Lewis (15)
	Ernest Wilford (7)
LT	Eugene Monroe (13)
	Tra Thomas (3)
LG	Vince Manuwai (16)
C	Brad Meester (16)
RG	Uche Nwaneri (13)
	Maurice Williams (3)
RT	Eben Britton (15)
	Maurice Williams (1)

#### DEFENSE

DE	Derrick Harvey (16)
DT	John Henderson (15)
	Atiyah Ellison (2)
DT	Terrance Knighton (16)
DE	Quentin Groves (7)
	Atiyah Ellison (4)
OLB	Daryl Smith (16)
MLB	Justin Durant (13)
OLB	Clint Ingram (12)
CB	Rashean Mathis (10)
	Tryon Brackenridge (5)
CB	Derek Cox (16)
FS	Reggie Nelson (14)
	Anthony Smith (2)
SS	Sean Considine (6)
	Gerald Alexander (10)

PASSING	ATT	CMP	PCT	YDS	YDS/ATT	TD	INT	LG	SK/YDS	RTG
Garrard	516	314	60.9	3,597	7.0	15	10	63	42/236	83.5
McCown	3	1	33.3	2	0.7	0	0	2	2/7	42.4
<b>Jaguars</b>	<b>519</b>	<b>315</b>	<b>60.7</b>	<b>3,599</b>	<b>6.9</b>	<b>15</b>	<b>10</b>	<b>63</b>	<b>44/243</b>	<b>83.2</b>
<b>Opponents</b>	<b>510</b>	<b>345</b>	<b>67.6</b>	<b>3,853</b>	<b>7.6</b>	<b>28</b>	<b>15</b>	<b>98t</b>	<b>14/79</b>	<b>96.0</b>



# SEASON RESULTS

## 2010 STATISTICS

HEAD COACH: JACK DEL RIO

RECORD: 8-8 (.500)

STANDINGS: 2ND, AFC SOUTH

DATE	OPPONENT	RESULT	ATT.
Sept. 12	Denver	W, 24-17	63,636
Sept. 19	at San Diego	L, 13-38	62,691
Sept. 26	Philadelphia	L, 3-28	63,256
Oct. 3	Indianapolis	W, 31-28	63,111
Oct. 10	at Buffalo	W, 36-26	58,304
Oct. 18	Tennessee	L, 3-30	63,625
Oct. 24	at Kansas City	L, 20-42	69,105
Oct. 31	at Dallas	W, 35-17	81,395
Nov. 14	Houston	W, 31-24	62,340
Nov. 21	Cleveland	W, 24-20	62,254
Nov. 28	at N.Y. Giants	L, 20-24	78,533
Dec. 5	at Tennessee	W, 17-6	69,143
Dec. 12	Oakland	W, 38-31	62,570
Dec. 18	at Indianapolis	L, 24-34	67,147
Dec. 26	Washington	L, 17-20 (OT)	63,470
Jan. 2	at Houston	L, 17-34	71,023

TOTAL FIRST DOWNS		JAGUARS	OPP.
Rushing	148	148	98
Passing	161	161	197
Penalty	21	21	21
3rd Down: Made/Att	81/203	78/189	78/189
3rd Down Pct.	39.9%	41.3%	41.3%
4th Down: Made/Att	16/25	8/18	8/18
4th Down Pct.	64.0%	44.4%	44.4%
<b>POSSESSION AVG.</b>	<b>31:43</b>	<b>28:17</b>	<b>28:17</b>
<b>TOTAL NET YARDS</b>	<b>5,460</b>	<b>5,949</b>	<b>5,949</b>
Avg. Per Game	341.3	371.8	371.8
Total Plays	1019	948	948
Avg. Per Play	5.4	6.3	6.3
Net Yards Rushing	2,395	1,945	1,945
Avg. Per Game	149.7	121.6	121.6
Total Rushes	512	416	416
<b>NET YARDS PASSING</b>	<b>3,065</b>	<b>4,004</b>	<b>4,004</b>
Avg. Per Game	191.6	250.3	250.3
Sacked/Yards Lost	38/291	26/189	26/189
Gross Yards	3,356	4,193	4,193
Attempts/Completions	469/291	506/329	506/329
Completion Pct.	62.0%	65.0%	65.0%
Had Intercepted	21	13	13
<b>PUNTS/AVERAGE</b>	<b>57/43.8</b>	<b>64/42.4</b>	<b>64/42.4</b>
<b>NET PUNTING AVG.</b>	<b>57/39.2</b>	<b>64/36.5</b>	<b>64/36.5</b>
<b>PENALTIES/YARDS</b>	<b>83/675</b>	<b>85/748</b>	<b>85/748</b>
<b>FUMBLES/BALL LOST</b>	<b>23/12</b>	<b>12/5</b>	<b>12/5</b>
<b>TOUCHDOWNS</b>	<b>41</b>	<b>50</b>	<b>50</b>
Rushing	14	19	19
Passing	26	28	28
Returns	1	3	3

BY PERIODS	1	2	3	4	OT	PTS
Jaguars	43	129	86	95	0	353
Opponents	88	92	102	134	3	419

SCORING	TD	RU	PA	RT	PAT	FG	S	TP
Scobee	0	0	0	0	41/41	22/28	0	107
Lewis	10	0	10	0	0/0	0/0	0	60
Jones-Drew	7	5	2	0	0/0	0/0	0	42
Sims-Walker	7	0	7	0	0/0	0/0	0	42
Garrard	5	5	0	0	0/0	0/0	0	30
Thomas	5	0	4	1	0/0	0/0	0	30
Jennings	4	4	0	0	0/0	0/0	0	24
J. Hill	1	0	1	0	0/0	0/0	0	6
Miller	1	0	1	0	0/0	0/0	0	6
Osgood	1	0	1	0	0/0	0/0	0	6
Jaguars	41	14	26	1	41/41	22/28	0	353
Opponents	50	19	28	3	48/48	23/25	0	419

PASSING	ATT	CMP	PCT	YDS	YDS/ATT	TD	INT	LG	SK/YDS	RTG
Garrard	366	266	64.5	2,734	7.5	23	15	75	33/253	90.8
Edwards	49	26	53.1	280	5.7	1	3	44	4/32	51.4
Bouman	34	18	52.9	222	6.5	2	2	29	1/6	68.5
McCown	19	11	57.9	120	6.3	0	0	25	0/0	76.6
Jones-Drew	1	0	0.0	0	0.0	0	1	0	0/0	0.0
Jaguars	469	291	62.0	3,356	7.2	26	21	75	38/291	83.4
Opponents	506	329	65.0	4,193	8.3	28	13	67t	26/189	98.5

RUSHING	NO	YDS	AVG	LG	TD
Jones-Drew	299	1,324	4.4	37	5
Jennings	84	459	5.5	74t	4
Garrard	66	279	4.2	25t	5
Karim	35	160	4.6	15	0
M. Thomas	12	114	9.5	33	0
Edwards	9	34	3.8	14	0
Miller	2	9	4.5	8	0
Bouman	2	8	4.0	6	0
G. Jones	2	4	2.0	3	0
McCown	1	4	4.0	4	0
<b>Jaguars</b>	<b>512</b>	<b>2,395</b>	<b>4.7</b>	<b>74t</b>	<b>14</b>
<b>Opponents</b>	<b>416</b>	<b>1,945</b>	<b>4.7</b>	<b>70</b>	<b>19</b>

RECEIVING	NO	YDS	AVG	LG	TD
M. Thomas	66	820	12.4	50t	4
Lewis	58	700	12.1	42t	10
Sims-Walker	43	562	13.1	39	7
Jones-Drew	34	317	9.3	75	2
Jennings	26	223	8.6	25	0
Miller	20	216	10.8	52t	1
J. Hill	11	248	22.5	48t	1
G. Jones	11	47	4.3	12	0
Underwood	8	111	13.9	22	0
Osgood	6	60	10.0	24t	1
Potter	3	24	8.0	10	0
Karim	3	10	3.3	7	0
Bolen	1	15	15.0	15	0
Wilford	1	3	3.0	3	0
<b>Jaguars</b>	<b>291</b>	<b>3,356</b>	<b>11.5</b>	<b>75</b>	<b>26</b>
<b>Opponents</b>	<b>329</b>	<b>4,193</b>	<b>12.7</b>	<b>67t</b>	<b>28</b>

INTERCEPTIONS	NO	YDS	AVG	LG	TD
D. Cox	4	14	3.5	14	0
A. Smith	1	47	47.0	47	0
Mathis	1	24	24.0	24	0
Greene	1	8	8.0	8	0
D. Smith	1	8	8.0	8	0
Carey	1	7	7.0	7	0
Middleton	1	2	2.0	2	0
D. Jones	1	0	0.0	0	0
Considine	1	-2	-2.0	-2	0
Knighton	1	-3	-3.0	-3	0
<b>Jaguars</b>	<b>13</b>	<b>105</b>	<b>8.1</b>	<b>47</b>	<b>0</b>
<b>Opponents</b>	<b>21</b>	<b>263</b>	<b>12.5</b>	<b>38</b>	<b>1</b>

PUNTING	NO	YDS	AVG	NET	TB	IN	LG	B
Podlesh	57	2,496	43.8	39.2	7	26	63	0
<b>Jaguars</b>	<b>57</b>	<b>2,496</b>	<b>43.8</b>	<b>39.2</b>	<b>7</b>	<b>26</b>	<b>63</b>	<b>0</b>
<b>Opponents</b>	<b>64</b>	<b>2,714</b>	<b>42.4</b>	<b>36.5</b>	<b>1</b>	<b>16</b>	<b>66</b>	<b>1</b>

PUNT RET.	NO	FC	YDS	AVG	LG	TD
M. Thomas	34	7	358	10.5	78t	1
Brackenridge	1	0	1	1.0	1	0
Osgood	1	0	0	0.0	0	0
Mathis	0	1	0	---	---	0
<b>Jaguars</b>	<b>36</b>	<b>8</b>	<b>359</b>	<b>10.0</b>	<b>78t</b>	<b>1</b>
<b>Opponents</b>	<b>19</b>	<b>15</b>	<b>123</b>	<b>6.5</b>	<b>13</b>	<b>0</b>

2-POINT CONVERSIONS: Jaguars 0-0, Opponents 1-2

KICKOFF RET.	NO	YDS	AVG	LG	TD
Karim	50	1,248	25.0	65	0
Underwood	24	561	23.4	53	0
Bolen	1	5	5.0	5	0
J. Hill	1	30	30.0	30	0
Miller	1	22	22.0	22	0
Owens	1	22	22.0	22	0
Potter	1	15	15.0	15	0
Wilford	1	0	0.0	0	0
<b>Jaguars</b>	<b>80</b>	<b>1,903</b>	<b>23.8</b>	<b>65</b>	<b>0</b>
<b>Opponents</b>	<b>59</b>	<b>1,266</b>	<b>21.5</b>	<b>46</b>	<b>1</b>

FGs	1-19	20-29	30-39	40-49	50+
Scobee	2/2	3/3	6/7	9/14	2/2
<b>Jaguars</b>	<b>2/2</b>	<b>3/3</b>	<b>6/7</b>	<b>9/14</b>	<b>2/2</b>
<b>Opponents</b>	<b>0/0</b>	<b>9/9</b>	<b>10/10</b>	<b>3/3</b>	<b>1/3</b>

Scobee: (45G) (44G, 48G) (51G) (59G) (49G, 49G, 34G, 40G, 46G) (33G) (35G, 18G) ( ) (38G, 39N, 43N) (47G) (22G, 42G) (26G, 49B, 48N) (19G) (22G) (44N, 34G) (39G, 46N)

Opponents: (54 G) (41G) ( ) ( ) (29G, 22G) (26G, 33G, 36G) ( ) (34G) (24G) (51N, 38G, 51N, 41G) (22G, 29G, 28G) (37G, 30G) (26G) (34G, 37G) (48G, 31G) (26G, 33G)

SACKS: Mincey 5.0, Kampman 4.0, Knighton 4.0, Alualu 3.5, D. Smith 3.5, Harvey 2.5, Hart 1.5, Considine 1.0, Middleton 1.0

Jaguars 26.0, Opponents 38.0

TACKLES (Solo-Assists-Total): D. Smith (109-47-156), Morrison (87-54-141), Durant (71-28-99), Knighton (52-32-84), Alualu (50-27-77), Greene (44-33-77), Mincey (41-28-69), Mathis (36-23-59), Kampman (34-21-55), Allen (38-16-54), Considine (33-19-52), D. Cox (36-16-52), Carey (29-22-51), Middleton (26-16-42), Harvey (16-18-34), Lane (20-13-33), D. Jones (22-5-27), Douzable (13-14-27), A. Smith (13-3-16), G. Alexander (6-9-15), Hart (9-4-13), Mosley (2-4-6), Brackenridge (4-0-4), Cohen (3-0-3), Morgan (2-1-3), Hamlin (2-1-3), Bowen (1-0-1)

### USUAL STARTING LINEUP

#### OFFENSE

QB	David Garrard (14)
RB	Maurice Jones-Drew (14)
	Rashad Jennings (3)
FB	Greg Jones (13)
WR	Mike Sims-Walker (13)
	Kassim Osgood (3)
WR	Mike Thomas (11)
TE	Marcedes Lewis (16)
	Zach Miller (5)
LT	Eugene Monroe (15)
LG	Vince Manuwai (11)
	Justin Smiley (5)
C	Brad Meester (16)
RG	Uche Nwaneri (16)
RT	Jordan Black (9)
	Eben Britton (7)

#### DEFENSE

DE	Aaron Kampman (8)
	Jeremy Mincey (8)
DT	Terrance Knighton (16)
DT	Tyson Alualu (16)
DE	Austen Lane (9)
	Derrick Harvey (7)
OLB	Daryl Smith (16)
MLB	Kirk Morrison (16)
OLB	Justin Durant (9)
	Russell Allen (4)
CB	Rashean Mathis (16)
CB	Derek Cox (11)
	David Jones (5)
FS	Don Carey (10)
	Gerald Alexander (3)
	Sean Considine (3)
SS	Courtney Greene (11)
	Anthony Smith (3)





# SEASON RESULTS

## 2011 STATISTICS

**HEAD COACH: JACK DEL RIO (11 GAMES),  
MEL TUCKER (5 GAMES)**

**RECORD: 5-11 (.313)**

DATE	OPPONENT	RESULT	ATT.
Sept. 11	Tennessee	W, 16-14	61,619
Sept. 19	at N.Y. Jets	L, 3-32	78,834
Sept. 26	at Carolina	L, 10-16	71,704
Oct. 2	New Orleans	L, 10-23	62,471
Oct. 9	Cincinnati	L, 20-30	61,799
Oct. 16	at Pittsburgh	L, 13-17	62,934
Oct. 24	Baltimore	W, 12-7	62,976
Oct. 30	at Houston	L, 14-24	71,412
Nov. 13	at Indianapolis	W, 17-3	64,619
Nov. 20	at Cleveland	L, 10-14	63,498
Nov. 27	Houston	L, 13-20	62,004
Dec. 5	San Diego	L, 14-38	62,743
Dec. 11	Tampa Bay	W, 41-14	62,562
Dec. 15	at Atlanta	L, 14-41	68,856
Dec. 24	at Tennessee	L, 17-23	69,143
Jan. 1	Indianapolis	W, 19-13	62,481

RUSHING	NO	YDS	AVG	LG	TD
Jones-Drew	343	1,606	4.7	56	8
Karim	63	130	2.1	14	0
Gabbert	48	98	2.0	12	0
Harris	9	42	4.7	24	0
Owens	10	39	3.9	9	0
McCown	7	23	3.3	9	0
Bolen	2	14	7.0	10	0
Thomas	3	11	3.7	12	0
Jones	2	7	3.5	6	1
Turk	1	0	0.0	0	0
Harris	1	0	0.0	0	0
<b>Jaguars</b>	<b>489</b>	<b>1,970</b>	<b>4.0</b>	<b>56</b>	<b>9</b>
<b>Opponents</b>	<b>435</b>	<b>1,667</b>	<b>3.8</b>	<b>68</b>	<b>14</b>

RECEIVING	NO	YDS	AVG	LG	TD
M.Thomas	44	415	9.4	47	1
Jones-Drew	43	374	8.7	48	3
Lewis	39	460	11.8	62	0
Dillard	29	292	10.1	25	1
Hill	25	367	14.7	74t	3
Karim	14	120	8.6	20	0
West	13	163	12.5	23t	2
Potter	5	50	10.0	22	0
Osgood	5	42	8.4	19	0
Cloherly	4	57	14.3	21	0
Miller	4	42	10.5	14t	1
Jones	4	19	4.8	10	0
Price	2	39	19.5	21	0
Shorts	2	30	15.0	25	1
Bolen	2	6	3.0	4	0
Owens	2	2	1.0	6	0
Whimper	1	17	17.0	17	0
Sims-Walker	1	11	11.0	11	0
D.Harris	1	4	4.0	4	0
<b>Team</b>	<b>240</b>	<b>2,510</b>	<b>10.5</b>	<b>74t</b>	<b>12</b>
<b>Opponents</b>	<b>326</b>	<b>3,554</b>	<b>10.9</b>	<b>80t</b>	<b>21</b>

INTERCEPTIONS	NO	YDS	AVG	LG	TD
Landry	2	28	14.0	28	0
Lowery	2	26	13.0	30	0
Trent	2	17	8.5	22	0
Coleman	2	5	2.5	8	0
Posluszny	2	2	1.0	2	0
Rutland	1	37	37.0	25	0
Smith	1	25	25.0	25	0
Middleton	1	11	11.0	11	0
Mincey	1	5	5.0	5	0
Allen	1	3	3.0	3	0
Mathis	1	1	1.0	1	0
Youboty	1	0	0.0	0	0
<b>Jaguars</b>	<b>17</b>	<b>160</b>	<b>9.4</b>	<b>30</b>	<b>0</b>
<b>Opponents</b>	<b>15</b>	<b>177</b>	<b>11.8</b>	<b>37</b>	<b>0</b>

PUNTING	NO	YDS	AVG	NET	TB	IN	LG	B
Harris	72	3075	42.7	37.9	5	13	55	0
Turk	27	1072	39.7	32.8	5	7	65	0
<b>Jaguars</b>	<b>99</b>	<b>4147</b>	<b>41.9</b>	<b>36.5</b>	<b>10</b>	<b>20</b>	<b>65</b>	<b>0</b>
<b>Opponents</b>	<b>89</b>	<b>3852</b>	<b>43.3</b>	<b>39.4</b>	<b>10</b>	<b>25</b>	<b>71</b>	<b>1</b>

PUNT RET.	NO	FC	YDS	AVG	LG	TD
M.Thomas	19	5	88	4.6	28	0
C.Shorts	12	6	50	4.2	27	0
J.Dillard	3	6	10	3.3	5	0
R.Mathis	0	2	0	0.0	0	0
<b>Jaguars</b>	<b>34</b>	<b>19</b>	<b>148</b>	<b>4.4</b>	<b>28</b>	<b>0</b>
<b>Opponents</b>	<b>48</b>	<b>17</b>	<b>333</b>	<b>6.9</b>	<b>42</b>	<b>0</b>

TOTAL FIRST DOWNS	JAGUARS	OPP.
Rushing	103	73
Passing	122	175
Penalty	26	20
3rd Down: Made/Att	81/241	79/218
3rd Down Pct.	33.6%	36.2%
4th Down: Made/Att	6/17	4/9
4th Down Pct.	35.3%	44.4%
<b>POSSESSION AVG.</b>	<b>30:02</b>	<b>29:58</b>
<b>TOTAL NET YARDS</b>	<b>4,149</b>	<b>5,008</b>
Avg. Per Game	259.3	313.0
Total Plays	1,002	979
Avg. Per Play	4.1	5.1
<b>NET YARDS RUSHING</b>	<b>1,970</b>	<b>1,667</b>
Avg. Per Game	123.1	104.2
Total Rushes	489	435
<b>NET YARDS PASSING</b>	<b>2,179</b>	<b>3,341</b>
Avg. Per Game	136.2	208.8
Sacked/Yards Lost	44/331	31/213
Gross Yards	2,510	3,554
Attempts/Completions	469/240	513/326
Completion Pct.	51.2%	63.5%
Had Intercepted	15	17
<b>PUNTS/AVERAGE</b>	<b>99/41.9</b>	<b>89/43.3</b>
<b>NET PUNTING AVG.</b>	<b>99/36.5</b>	<b>89/39.4</b>
<b>PENALTIES/YARDS</b>	<b>77/680</b>	<b>105/895</b>
<b>FUMBLES/BALL LOST</b>	<b>27/8</b>	<b>21/11</b>
<b>TOUCHDOWNS</b>	<b>25</b>	<b>37</b>
Rushing	9	14
Passing	12	21
Returns	4	2

BY PERIODS	1	2	3	4	OT	PTS
Jaguars	44	100	33	66	0	243
Opponents	83	103	64	79	0	329

SCORING	TD	RU	PA	RT	PAT	FG	S	TP
Scobee	0	0	0	0	24/24	23/25	0	93
Jones-Drew	11	8	3	0	0/0	0/0	0	66
Hill	3	0	3	0	0/0	0/0	0	18
West	2	0	2	0	0/0	0/0	0	12
Cloherly	1	0	0	1	0/0	0/0	0	6
Collins	1	0	0	1	0/0	0/0	0	6
Dillard	1	0	1	0	0/0	0/0	0	6
Jones	1	1	0	0	0/0	0/0	0	6
Miller	1	0	1	0	0/0	0/0	0	6
Potter	1	0	0	1	0/0	0/0	0	6
Shorts	1	0	1	0	0/0	0/0	0	6
Thomas	1	0	1	0	0/0	0/0	0	6
Youboty	1	0	0	1	0/0	0/0	0	6
<b>Jaguars</b>	<b>25</b>	<b>9</b>	<b>12</b>	<b>4</b>	<b>24/24</b>	<b>23/25</b>	<b>0</b>	<b>243</b>
<b>Opponents</b>	<b>37</b>	<b>14</b>	<b>21</b>	<b>2</b>	<b>35/36</b>	<b>22/29</b>	<b>2</b>	<b>329</b>

PASSING	ATT	CMP	PCT	YDS	YDS/ATT	TD	INT	LG	SK/YDS	RTG
Gabbert	413	210	50.8	2,214	5.4	12	11	74t	40/293	65.4
L. McCown	56	30	53.6	296	5.3	0	4	26	4/38	39.0
<b>Jaguars</b>	<b>469</b>	<b>240</b>	<b>51.2</b>	<b>2,510</b>	<b>5.4</b>	<b>12</b>	<b>15</b>	<b>74t</b>	<b>44/331</b>	<b>62.2</b>
<b>Opponents</b>	<b>513</b>	<b>326</b>	<b>63.5</b>	<b>3,554</b>	<b>6.9</b>	<b>21</b>	<b>17</b>	<b>80t</b>	<b>31/213</b>	<b>83.7</b>

KICKOFF RET.	NO	YDS	AVG	LG	TD
D.Karim	27	652	24.1	37	0
D.Harris	14	308	22.0	35	0
C.Shorts	4	82	20.5	23	0
M.Owens	1	13	13.0	13	0
Z.Potter	1	0	0.0	0	0
<b>Jaguars</b>	<b>47</b>	<b>1055</b>	<b>22.4</b>	<b>37</b>	<b>0</b>
<b>Opponents</b>	<b>26</b>	<b>632</b>	<b>24.3</b>	<b>46</b>	<b>0</b>

2-POINT CONVERSIONS: Jaguars 0-0, Opponents 1-2

### STANDINGS: 3RD, AFC SOUTH

FGs	1-19	20-29	30-39	40-49	50+
Scobee	1/1	5/5	5/5	7/8	5/6
Jaguars	1/1	5/5	5/5	7/8	5/6
Opponents	0/0	5/5	10/11	4/6	3/7

Scobee: (48G, 21G, 45G) (55G) (53G) (31G) (19G, 20G) (46G, 45G) (54G, 54G, 22G, 51G) () (44G, 45N) (42G) (21G, 55N, 35G) () () (39G) (25G, 32G, 47G, 39G)

Opponents: (67N) (38G, 45G, 23G) (35G, 32G) (53N, 38G, 39G, 21G, 50N) (47G) (21G, 46N) (52N) (46N, 39G) (42G) (38N) (53G, 33G) (29G) () (33G, 31G) (51G, 51G, 35G) (48G, 20G)

SACKS: Mincey 8.0, Roth 3.5, D. Smith 3.5, Alualu 2.5, Chick 2.5, Coleman 2.0, Posluszny 2.0, Douzable 1.0, Lane 1.0, Lowery 1.0, Mostey 1.0, Session 1.0, Allen 0.5, Collins 0.5, Landry 0.5, Selvie 0.5  
**Jaguars 31.0, Opponents 44.0**

TACKLES (Solo-Assists-Total): Posluszny (132-60-192), D. Smith (125-41-166), Landry (69-46-115), Mincey (61-40-101), Alualu (43-38-81), Allen (51-25-76), Knighton (38-23-61), Douzable (35-26-61), Mostey (30-20-50), Lowery (31-16-47), Session (35-9-44), Coleman (32-12-44), Roth (29-14-43), Mathis (27-9-36), Middleton (22-11-33), Youboty (24-5-29), Prosiniski (7-12-19), Rutland (10-8-18), Lane (7-9-16), Cox (12-4-16), Collins (7-8-15), Owusu-Ansah (9-5-14), Chick (8-1-9), Trent (4-4-8), Greene (5-2-7), Selvie (3-1-4), Kampman (1-1-2), Franklin (0-3-3), D. Jones (1-0-1), Brown (1-0-1)

### USUAL STARTING LINEUP

#### OFFENSE

QB	Blaine Gabbert (14)
RB	Maurice Jones-Drew (16)
FB	Greg Jones (9)
WR	Mike Thomas (13)
WR	Jason Hill (10)
	Jarett Dillard (5)
TE	Mercedes Lewis (15)
	Zach Potter (7)
LT	Eugene Monroe (14)
LG	Will Rackley (14)
C	Brad Meester (16)
RG	Uche Nwaneri (16)
RT	Guy Whimper (15)

#### DEFENSE

DE	Jeremy Mincey (16)
DT	Terrance Knighton (13)
	C.J. Mostey (3)
DT	Tyson Alualu (16)
DE	Matt Roth (9)
	Leger Douzable (6)
OLB	Daryl Smith (16)
MLB	Paul Posluszny (16)
OLB	Clint Session (6)
	Russell Allen (6)
CB	Rashean Mathis (9)
	William Middleton (6)
CB	Derek Cox (6)
	Ashton Youboty (5)
FS	Dwight Lowery (11)
SS	Dawan Landry (16)



# SEASON RESULTS

## 2012 STATISTICS

HEAD COACH: MIKE MULARKEY

RECORD: 2-14 (.125)

STANDINGS: 4TH, AFC SOUTH

DATE	OPPONENT	RESULT	ATT.
Sept. 9	at Minnesota	L, 23-26 (OT)	56,607
Sept. 16	Houston	L, 7-27	62,907
<b>Sept. 23</b>	<b>at Indianapolis</b>	<b>W, 22-17</b>	<b>63,536</b>
Sept. 30	Cincinnati	L, 10-27	63,030
Oct. 7	Chicago	L, 3-41	67,012
Oct. 21	at Oakland	L, 23-26 (OT)	51,634
Oct. 28	at Green Bay	L, 15-24	70,464
Nov. 4	Detroit	L, 14-31	63,050
Nov. 8	Indianapolis	L, 10-27	63,272
Nov. 18	at Houston	L, 37-43 (OT)	71,676
<b>Nov. 25</b>	<b>Tennessee</b>	<b>W, 24-19</b>	<b>63,323</b>
Dec. 2	at Buffalo	L, 18-34	53,971
Dec. 9	N.Y. Jets	L, 10-17	67,027
Dec. 16	at Miami	L, 3-24	53,667
Dec. 23	New England	L, 16-23	70,251
Dec. 30	at Tennessee	L, 20-38	69,143

**TOTAL FIRST DOWNS**

	JAGUARS	OPP.
Rushing	76	133
Passing	157	194
Penalty	36	37
3rd Down: Made/Att	64/216	89/215
3rd Down Pct.	29.6%	41.4%
4th Down: Made/Att	8/26	4/9
4th Down Pct.	30.8%	44.4%

**POSSESSION AVG.**

<b>TOTAL NET YARDS</b>	<b>4788</b>	<b>6088</b>
Avg. Per Game	299.3	380.5
Total Plays	994	1100
Avg. Per Play	4.8	5.5

**NET YARDS RUSHING**

Avg. Per Game	85.6	141.0
Total Rushes	358	545

**NET YARDS PASSING**

Avg. Per Game	213.7	239.5
Sacked/Yards Lost	50/327	20/128
Gross Yards	3746	3960
Attempts/Completions	586/328	535/341
Completion Pct.	56.0%	63.7%
Had Intercepted	17	12

**PUNTS/AVERAGE**

<b>NET PUNTING AVG.</b>	<b>40.4</b>	<b>39.8</b>
<b>PENALTIES/YARDS</b>	<b>101/955</b>	<b>101/820</b>
<b>FUMBLES/BALL LOST</b>	<b>20/9</b>	<b>17/11</b>
<b>TOUCHDOWNS</b>	<b>26</b>	<b>48</b>
Rushing	5	19
Passing	20	21
Returns	1	8

**BY PERIODS**

	1	2	3	4	OT	PTS
Jaguars	50	71	43	88	3	255
Opponents	66	134	87	142	15	444

**SCORING**

	TD	RU	PA	RT	PAT	FG	S	TP
Scobee	0	0	0	0	18/19	25/28	0	93
Shorts	7	0	7	0	0/0	0/0	0	42
Blackmon	5	0	5	0	0/0	0/0	1	32
Lewis	4	0	4	0	0/0	0/0	0	24
Jennings	2	2	0	0	0/0	0/0	1	14
Jones-Drew	2	1	1	0	0/0	0/0	0	12
Owens	1	1	0	0	0/0	0/0	1	8
Harris	1	0	0	1	0/0	0/0	0	6
Whimper	1	0	1	0	0/0	0/0	0	6
Henne	1	1	0	0	0/0	0/0	0	6
ShIPLEY	1	0	1	0	0/0	0/0	0	6
Spurlock	1	0	1	0	0/0	0/0	0	6
<b>Jaguars</b>	<b>26</b>	<b>5</b>	<b>20</b>	<b>1</b>	<b>18/19</b>	<b>25/28</b>	<b>3</b>	<b>255</b>
<b>Opponents</b>	<b>48</b>	<b>19</b>	<b>21</b>	<b>8</b>	<b>46/46</b>	<b>36/43</b>	<b>1</b>	<b>444</b>

RUSHING	NO	YDS	AVG	LG	TD
Jones-Drew	86	414	4.8	59t	1
Jennings	101	283	2.8	21	2
Owens	42	209	5.0	32t	1
ParmeLe	40	143	3.6	28	0
Murphy	23	92	4.0	14	0
Toston	17	74	4.4	14	0
Henne	19	64	3.4	15	1
Gabbert	18	56	3.1	10	0
Blackmon	2	23	11.5	12	0
Jones	5	8	1.6	4	0
Todman	3	8	2.7	6	0
Thomas	1	-1	-1.0	-1	0
Shorts	1	-4	-4.0	-4	0
<b>Jaguars</b>	<b>358</b>	<b>1369</b>	<b>3.8</b>	<b>59t</b>	<b>5</b>
<b>Opponents</b>	<b>545</b>	<b>2256</b>	<b>4.1</b>	<b>53</b>	<b>19</b>

RECEIVING	NO	YDS	AVG	LG	TD
Blackmon	64	865	13.5	81t	5
Shorts	55	979	17.8	80t	7
Lewis	52	540	10.4	26	4
Robinson	24	252	10.5	32	0
ShIPLEY	23	244	10.6	36	1
Jennings	19	130	6.8	26	0
Spurlock	14	121	8.6	22	1
Jones-Drew	14	86	6.1	13	1
Thomas	13	80	6.2	12	0
Jones	11	64	5.8	10	0
Elliott	10	108	10.8	22	0
Owens	8	113	14.1	53	0
ParmeLe	7	60	8.6	26	0
Toston	3	41	13.7	21	0
Clemons	3	41	13.7	17	0
Whimper	2	11	5.5	10	1
Potter	2	6	3.0	4	0
Stanback	1	6	6.0	6	0
Ta'ufou	1	5	5.0	5	0
Todman	1	0	0.0	0	0
Henne	1	-6	-6.0	-6	0
<b>Jaguars</b>	<b>328</b>	<b>3746</b>	<b>11.4</b>	<b>81t</b>	<b>20</b>
<b>Opponents</b>	<b>341</b>	<b>3960</b>	<b>11.6</b>	<b>59</b>	<b>21</b>

INTERCEPTIONS	NO	YDS	AVG	LG	TD
Cox	4	18	4.5	16	0
Posluszny	3	20	6.7	13	0
Landry	1	47	47.0	21	0
Lowery	1	21	21.0	21	0
Bosworth	1	10	10.0	10	0
Prosinski	1	6	6.0	4	0
Harris	1	0	0.0	0	0
<b>Jaguars</b>	<b>12</b>	<b>122</b>	<b>10.2</b>	<b>21</b>	<b>0</b>
<b>Opponents</b>	<b>17</b>	<b>400</b>	<b>23.5</b>	<b>79t</b>	<b>5</b>

PUNTING	NO	YDS	AVG	NET	TB	IN	LG	B
Anger	91	4353	47.8	40.8	5	31	73	1
<b>Jaguars</b>	<b>91</b>	<b>4353</b>	<b>47.3</b>	<b>40.8</b>	<b>5</b>	<b>31</b>	<b>73</b>	<b>1</b>
<b>Opponents</b>	<b>67</b>	<b>3131</b>	<b>46.0</b>	<b>40.3</b>	<b>7</b>	<b>20</b>	<b>65</b>	<b>1</b>

PUNT RET.	NO	FC	YDS	AVG	LG	TD
ShIPLEY	10	1	75	7.5	15	0
Thomas	8	1	56	7.0	18	0
Spurlock	6	4	51	8.5	28	0
Cosby	5	4	46	9.2	15	0
Ross	3	3	16	5.3	6	0
Jones-Drew	2	0	4	2.0	4	0
<b>Jaguars</b>	<b>34</b>	<b>13</b>	<b>248</b>	<b>7.3</b>	<b>28</b>	<b>0</b>
<b>Opponents</b>	<b>40</b>	<b>29</b>	<b>495</b>	<b>12.4</b>	<b>81t</b>	<b>2</b>

KICKOFF RET.	NO	YDS	AVG	LG	TD
Jennings	10	241	24.1	29	0
ParmeLe	10	233	23.3	38	0
Spurlock	6	118	19.7	24	0
ShIPLEY	6	117	19.5	24	0
Murphy	5	118	23.6	32	0
Cosby	5	99	19.8	32	0
Todman	4	78	19.5	24	0
Toston	3	65	21.7	25	0
Thomas	2	34	17.0	20	0
Potter	1	11	11.0	11	0
Selvie	1	0	0.0	0	0
<b>Jaguars</b>	<b>53</b>	<b>1114</b>	<b>21.0</b>	<b>38</b>	<b>0</b>
<b>Opponents</b>	<b>39</b>	<b>1009</b>	<b>25.9</b>	<b>55</b>	<b>0</b>

2-POINT CONVERSIONS: Jaguars 3-7, Opponents: 1-1

PASSING	ATT	CMP	PCT	YDS	YDS/ATT	TD	INT	LG	SK/YDS	RTG
Henne	308	166	53.9	2,084	6.8	11	11	81t	28/169	72.2
Gabbert	278	162	58.3	1,662	6.0	9	6	80t	22/158	77.3
<b>Team</b>	<b>586</b>	<b>328</b>	<b>56.0</b>	<b>3,746</b>	<b>6.4</b>	<b>20</b>	<b>17</b>	<b>81t</b>	<b>50/327</b>	<b>74.7</b>
<b>Opponents</b>	<b>535</b>	<b>341</b>	<b>63.7</b>	<b>3,960</b>	<b>7.4</b>	<b>21</b>	<b>12</b>	<b>59</b>	<b>20/128</b>	<b>89.8</b>

FGs	1-19	20-29	30-39	40-49	50+
Scobee	1/1	4/4	8/8	11/13	1/2
<b>Team</b>	<b>1/1</b>	<b>4/4</b>	<b>8/8</b>	<b>11/13</b>	<b>1/2</b>
<b>Opponents</b>	<b>0/0</b>	<b>7/7</b>	<b>17/19</b>	<b>9/12</b>	<b>3/5</b>

Scobee: (19G, 26G, 47G) () (44G, 47G, 26G) (21G) (31G) (50G, 40G, 45G) (38G, 22G, 32G) (44N, 40G) (43G, 40G, 33G) (41G) (36G) (31G, 55N) (37G) (41G, 43N, 35G, 42G) ()

Opponents: (20G, 42G, 55G, 38G) (31G, 37G) (36N, 37G) (35G, 35G) (32G, 31G) (21G, 33G, 31G, 64N, 40G) (32N, 25G) (47N, 42G) (31G, 41G) (42G, 50N, 27G, 47N, 25G) (38G, 42N, 40G, 39G, 33G) (29G, 50G) (44G) (53G, 30G, 31G) (25G, 49G, 38G) (48G)

SACKS: T. Alualu 3.5, J. Mincey 3.0, C. Mosley 2.5, T. Knighton 2.0, P. Posluszny 2.0, A. Lane 2.0, J. Babin 1.5, M. Harris 1.0, A. Branch 1.0, G. Selvie 1.0, R. Allen 0.5  
**Jaguars 20.0, Opponents 50.0**

TACKLES (Solo-Assists-Total): Posluszny (152-79-231), Allen (137-64-201), Landry (90-86-176), Alualu (36-46-82), Mosley (44-36-80), Mincey (43-31-74), Proinski (44-22-66), Ross (45-20-65), Harris (44-18-62), Knighton (31-30-61), Cox (49-10-59), Lane (27-27-54), Bosworth (32-21-53), Lowery (28-25-53), Stanford (15-21-36), Selvie (13-17-30), Mathis (15-9-24), Branch (9-11-20), Middleton (10-8-18), Babin (8-9-17), D'A. Smith (8-4-12), D. Smith (4-6-10), Rutland (4-6-10), Chick (2-6-8), Pendleton (2-2-4), Morgan (2-0-2)

**USUAL STARTING LINEUP**

**OFFENSE**

- QB Blaine Gabbert (9)
- Chad Henne (6)
- RB Maurice Jones-Drew (5)
- Rashad Jennings (5)
- FB Greg Jones (4)
- WR Justin Blackmon (15)
- WR Cecil Shorts III (9)
- Laurent Robinson (4)
- TE Mercedes Lewis (15)
- LT Eugene Monroe (16)
- LG Mike Brewster (7)
- Eben Britton (5)
- Austin Pasztor (3)
- Brad Meester (16)
- RG Uche Nwaneri (15)
- RT Cameron Bradford (12)
- Guy Whimper (4)

**DEFENSE**

- DE Jeremy Mincey (11)
- Jason Babin (4)
- DT Tyson Alualu (15)
- DT C.J. Mosley (12)
- Terrance Knighton (4)
- DE Austin Lane (7)
- Jeremy Mincey (5)
- OLB Kyle Bosworth (5)
- Julian Stanford (6)
- MLB Paul Posluszny (16)
- OLB Russell Allen (16)
- CB Derek Cox (11)
- William Middleton (3)
- CB Aaron Ross (6)
- Rashean Mathis (4)
- Mike Harris (4)
- FS Dwight Lowery (9)
- Chris Proinski (7)
- SS Dawan Landry (16)





# SEASON RESULTS

## 2013 STATISTICS

HEAD COACH: GUS BRADLEY

RECORD: 4-12 (.250)

STANDINGS: 3RD, AFC SOUTH

DATE	OPPONENT	RESULT	ATT.
Sept. 8	Kansas City	L, 2-28	59,416
Sept. 15	at Oakland	L, 9-19	49,400
Sept. 22	at Seattle	L, 17-45	68,087
Sept. 29	Indianapolis	L, 3-37	59,695
Oct. 6	at St. Louis	L, 20-34	54,266
Oct. 13	at Denver	L, 19-35	76,862
Oct. 20	San Diego	L, 6-24	59,550
Oct. 27	S.F. (London)	L, 10-42	83,559
Nov. 10	at Tennessee	W, 29-27	69,143
Nov. 17	Arizona	L, 14-27	59,862
Nov. 24	at Houston	W, 13-6	71,659
Dec. 1	at Cleveland	W, 32-28	69,654
Dec. 5	Houston	W, 27-20	60,414
Dec. 15	Buffalo	L, 20-27	60,085
Dec. 22	Tennessee	L, 16-20	60,559
Dec. 29	at Indianapolis	L, 10-30	66,008

\* Wembley Stadium in London, U.K.

	JAGUARS	OPP.
<b>TOTAL FIRST DOWNS</b>	<b>271</b>	<b>353</b>
Rushing	71	121
Passing	176	200
Penalty	24	32
3rd Down: Made/Att	70/225	96/226
3rd Down Pct.	31.1%	42.5%
4th Down: Made/Att	13/30	9/12
4th Down Pct.	43.3%	75.0%
<b>POSSESSION AVG.</b>	<b>27:22</b>	<b>32:38</b>
<b>TOTAL NET YARDS</b>	<b>4,701</b>	<b>6,070</b>
Avg. Per Game	293.8	379.4
Total Plays	1,020	1,089
Avg. Per Play	4.6	5.6
<b>NET YARDS RUSHING</b>	<b>1,260</b>	<b>2,108</b>
Avg. Per Game	78.8	131.8
Total Rushes	378	507
<b>NET YARDS PASSING</b>	<b>3,441</b>	<b>3,962</b>
Avg. Per Game	215.1	247.6
Sacked/Yards Lost	50/310	31/225
Gross Yards	3,751	4,187
Attempts/Completions	592/349	551/354
Completion Pct.	59.0%	64.2%
Had Intercepted	21	11
<b>PUNTS/AVERAGE</b>	<b>95/45.7</b>	<b>76/43.0</b>
<b>NET PUNTING AVG.</b>	<b>40.5</b>	<b>38.8</b>
<b>PENALTIES/YARDS</b>	<b>96/797</b>	<b>87/729</b>
<b>FUMBLES/BALL LOST</b>	<b>18/6</b>	<b>27/10</b>
<b>TOUCHDOWNS</b>	<b>25</b>	<b>53</b>
Rushing	7	20
Passing	16	29
Returns	2	4

BY PERIODS	1	2	3	4	OT	PTS
Jaguars	70	66	50	61	0	247
Opponents	107	139	102	101	0	449

SCORING	TD	RU	PA	RT	PAT	FG	S	TP
Scobee	0	0	0	0	22/23	23/25	0	91
Jones-Drew	5	5	0	0	0/0	0/0	0	30
M. Lewis	4	0	4	0	0/0	0/0	0	24
C. Shorts	3	0	3	0	0/0	0/0	0	18
Todman	3	2	1	0	0/0	0/0	0	18
Harbor	2	0	2	0	0/0	0/0	0	12
M. Brown	2	0	2	0	0/0	0/0	0	12
Noble	1	0	1	0	0/0	0/0	0	6
J. Blackmon	1	0	1	0	0/0	0/0	0	6
Sanders	1	0	1	0	0/0	0/0	0	6
K. Taylor	1	0	1	0	0/0	0/0	0	6
W. Blackmon	1	0	0	1	0/0	0/0	0	6
Posluszny	1	0	0	1	0/0	0/0	0	6
J. Thomas	0	0	0	0	0/0	0/0	0	2
<b>Jaguars</b>	<b>25</b>	<b>7</b>	<b>16</b>	<b>2</b>	<b>22/23</b>	<b>23/25</b>	<b>0</b>	<b>247</b>
<b>Opponents</b>	<b>53</b>	<b>20</b>	<b>29</b>	<b>4</b>	<b>53/53</b>	<b>26/29</b>	<b>0</b>	<b>449</b>

RUSHING	NO	YDS	AVG	LG	TD
Jones-Drew	234	803	3.4	48	5
Todman	76	256	3.4	33	2
Henne	27	77	2.9	14	0
Robinson	20	66	3.3	24	0
Gabbert	9	32	3.6	7	0
Forsett	6	31	5.2	10	0
Sanders	2	4	2.0	4	0
Ta'ufou'ou	1	1	1.0	1	0
Anger	1	0	0.0	0	0
Blackmon	1	-1	-1.0	-1	0
Burton	1	-9	-9.0	-9	0
<b>Jaguars</b>	<b>378</b>	<b>1260</b>	<b>3.3</b>	<b>48</b>	<b>7</b>
<b>Opponents</b>	<b>507</b>	<b>2108</b>	<b>4.2</b>	<b>50</b>	<b>20</b>

RECEIVING	NO	YDS	AVG	LG	TD
Shorts	66	777	11.8	59	3
Sanders	51	484	9.5	51	1
Jones-Drew	43	314	7.3	17	0
M. Brown	32	446	13.9	43	2
J. Blackmon	29	415	14.3	67t	1
Lewis	25	359	14.4	41	4
Harbor	24	292	12.2	31	2
Taylor	19	189	9.9	17	1
Forsett	15	82	5.5	14	0
Todman	14	116	8.3	30	1
Ta'ufou'ou	10	40	4.0	11	0
Burton	8	76	9.5	22	0
Reisner	5	40	8.0	16	0
Ebert	3	18	6.0	8	0
Noble	2	63	31.5	62t	1
Thomas	2	31	15.5	18	0
Meester	1	9	9.0	9	0
<b>Jaguars</b>	<b>349</b>	<b>3751</b>	<b>10.7</b>	<b>67t</b>	<b>16</b>
<b>Opponents</b>	<b>354</b>	<b>4187</b>	<b>11.8</b>	<b>95t</b>	<b>29</b>

INTERCEPTIONS	NO	YDS	AVG	LG	TD
Posluszny	2	69	34.5	59t	1
Hayes	2	39	19.5	28	0
Gratz	2	20	10.0	17	0
Ball	2	8	4.0	8	0
Cyprien	1	27	27.0	27	0
R. Davis	1	8	8.0	8	0
W. Blackmon	1	1	1.0	1	0
<b>Jaguars</b>	<b>11</b>	<b>172</b>	<b>15.6</b>	<b>59t</b>	<b>1</b>
<b>Opponents</b>	<b>21</b>	<b>355</b>	<b>16.9</b>	<b>82t</b>	<b>3</b>

PUNTING	NO	YDS	AVG	NET	TB	IN	LG	B
Anger	95	4338	45.7	40.5	8	31	61	0
<b>Jaguars</b>	<b>95</b>	<b>4338</b>	<b>45.7</b>	<b>40.5</b>	<b>8</b>	<b>31</b>	<b>61</b>	<b>0</b>
<b>Opponents</b>	<b>75</b>	<b>3268</b>	<b>43.0</b>	<b>39.3</b>	<b>7</b>	<b>19</b>	<b>65</b>	<b>1</b>

PUNT RET.	NO	FC	YDS	AVG	LG	TD
Sanders	25	16	140	5.6	17	0
W. Blackmon	5	5	2	0.4	5	0
<b>Jaguars</b>	<b>30</b>	<b>21</b>	<b>142</b>	<b>4.7</b>	<b>17</b>	<b>0</b>
<b>Opponents</b>	<b>47</b>	<b>22</b>	<b>330</b>	<b>7.0</b>	<b>38</b>	<b>0</b>

KICKOFF RET.	NO	YDS	AVG	LG	TD
Todman	26	712	27.4	59	0
Burton	4	99	24.8	32	0
D. Robinson	4	88	22.0	27	0
Sanders	3	75	25.0	31	0
K. Taylor	2	60	30.0	43	0
Forsett	1	21	21.0	21	0
Ta'ufou'ou	1	5	5.0	5	0
<b>Jaguars</b>	<b>41</b>	<b>1060</b>	<b>25.9</b>	<b>59</b>	<b>0</b>
<b>Opponents</b>	<b>25</b>	<b>509</b>	<b>20.4</b>	<b>47</b>	<b>0</b>

2-POINT CONVERSIONS: Jaguars: 0-2, Opponents: 0-0

PASSING	ATT	CMP	PCT	YDS	YDS/ATT	TD	INT	LG	SK/YDS	RTG
C.Henne	503	305	60.6	3,241	6.4	13	14	62t	38/243	76.5
B.Gabbert	86	42	48.8	481	5.6	1	7	67t	12/67	36.0
A.Sanders	1	1	100.0	21	21.0	1	0	21t	0/0	158.3
M.Jones-Drew	1	1	100.0	8	8.0	1	0	8t	0/0	139.6
D.Robinson	1	0	0.0	0	0.0	0	0	0	0/0	39.6
<b>Jaguars</b>	<b>592</b>	<b>349</b>	<b>59.0</b>	<b>3,751</b>	<b>6.3</b>	<b>16</b>	<b>21</b>	<b>67t</b>	<b>50/310</b>	<b>71.9</b>
<b>Opponents</b>	<b>551</b>	<b>354</b>	<b>64.2</b>	<b>4,187</b>	<b>7.6</b>	<b>29</b>	<b>11</b>	<b>95t</b>	<b>31/225</b>	<b>96.5</b>

FGs	1-19	20-29	30-39	40-49	50+
J.Scobee	0/0	3/3	12/12	4/5	4/5
<b>Jaguars</b>	<b>0/0</b>	<b>3/3</b>	<b>12/12</b>	<b>4/5</b>	<b>4/5</b>
<b>Opponents</b>	<b>0/0</b>	<b>10/10</b>	<b>9/10</b>	<b>6/6</b>	<b>1/3</b>

Scobee: () (27G) (33G) (53G) (48G, 34G) (50G, 30G) (30G, 23G) (38G) (32G, 44G) (60N) (30G, 49N, 53G) (44G, 36G, 25G) (40G, 39G) (32G, 55G) (36G) (37G)

Opponents: () (35N, 46G, 30G, 29G, 29G) (21G) (22G, 46G, 28G) (32G, 37G) () (20G) () (39G, 37G) (21G, 32G) (49G, 20G) (53N) (34G, 31G) (42G, 54N, 40G) (45G, 52G) (23G, 26G, 39G)

SACKS: J. Babin 7.5, A. Branch 6.0, S. Marks 4.0, P. Posluszny 3.0, J. Mincey 2.0, T. Alualu 1.5, J. Cyprien 1.0, G. Hayes 1.0, R. Allen 1.0, W. Blackmon 1.0, W. Guy 1.0, R. Davis 1.0, A. Jones 0.5, B. Deaderick 0.5  
**Jaguars 31.0, Opponents 50.0**

TACKLES (Solo-Assists-Total): P. Posluszny (121, 40, 161), J. Cyprien (82, 16, 98), G. Hayes (59, 16, 78), R. Allen (45, 18, 63), J. Evans (43, 11, 54), A. Ball (41, 6, 47), T. Alualu (34, 10, 44), J. Babin (30, 10, 40), W. Blackmon (30, 10, 40), A. Branch (30, 7, 37), M. Harris (28, 6, 34), S. Marks (28, 5, 33), D. Gratz (26, 6, 32), R. Miller (20, 5, 25), W. Guy (18, 6, 24), J. Thomas (12, 5, 17), J. Mincey (7, 7, 14), B. Deaderick (8, 1, 9), A. Jones (8, 1, 9), L. Reynolds (7, 2, 9), C. Pronsinski (5, 2, 7), J. Lotulelei (5, 2, 7), D. Lowery (4, 2, 6), D. McCray (3, 2, 5), R. Davis (4, 0, 4), K. Love (1, 3, 4), J. Miller (2, 0, 2), D. Nevis (1, 1, 2)

### USUAL STARTING LINEUP

#### OFFENSE

QB	Chad Henne (13)
	Blaine Gabbert (3)
RB	Maurice Jones-Drew (15)
FB	Will Ta'ufou'ou (7)
	Clay Harbor, TE (4)
WR	Cecil Shorts III (13)
WR	Mike Brown (6)
	Justin Blackmon (4)
TE	Mercedes Lewis (11)
LT	Cameron Bradfield (11)
LG	Will Rackley (11)
C	Brad Meester (16)
RG	Uche Nwaneri (16)
RT	Austin Pasztor (12)

#### DEFENSE

LDE	Tyson Alualu (16)
DT	Roy Miller (14)
DT	Sen'Derrick Marks (16)
LEO	Jason Babin (16)
OLB	Geno Hayes (14)
MLB	Paul Posluszny (15)
OLB	Russell Allen (12)
LCB	Wayne Gratz (8)
	Will Blackmon (8)
RCB	Alan Ball (15)
FS	Josh Evans (11)
SS	Johnathan Cyprien (15)



# SEASON RESULTS

## 2014 STATISTICS

HEAD COACH: GUS BRADLEY

RECORD: 3-13 (.231)

STANDINGS: 3RD, AFC SOUTH

DATE	OPPONENT	RESULT	ATT.
Sept. 7	at Philadelphia	L, 17-34	69,596
Sept. 14	at Washington	L, 10-41	80,037
Sept. 21	Indianapolis	L, 17-44	60,601
Sept. 28	at San Diego	L, 14-33	56,553
Oct. 5	Pittsburgh	L, 9-17	66,198
Oct. 12	at Tennessee	L, 14-16	69,143
<b>Oct. 19</b>	<b>Cleveland</b>	<b>W, 24-6</b>	<b>61,341</b>
Oct. 26	Miami	L, 13-27	65,633
Nov. 2	at Cincinnati	L, 23-33	60,057
Nov. 9	Dallas*	L, 17-31	83,603
Nov. 23	at Indianapolis	L, 3-23	64,328
<b>Nov. 30</b>	<b>N.Y. Giants</b>	<b>W, 25-24</b>	<b>64,687</b>
Dec. 7	Houston	L, 13-27	61,070
Dec. 14	at Baltimore	L, 12-20	70,801
<b>Dec. 18</b>	<b>Tennessee</b>	<b>W, 21-13</b>	<b>61,202</b>
Dec. 28	at Houston	L, 17-23	71,777

\* Wembley Stadium in London, U.K.

TOTAL FIRST DOWNS	JAGUARS	OPP.
Rushing	86	107
Passing	154	200
Penalty	31	23
3rd Down: Made/Att	69/216	101/236
3rd Down Pct.	31.9	42.8
4th Down: Made/Att	7/19	4/10
4th Down Pct.	36.8	40.0
<b>POSSESSION AVG.</b>	<b>27:11</b>	<b>32:49</b>
<b>TOTAL NET YARDS</b>	<b>4634</b>	<b>5932</b>
Avg. Per Game	289.6	370.8
Total Plays	988	1085
Avg. Per Play	4.7	5.5
<b>NET YARDS RUSHING</b>	<b>1633</b>	<b>2033</b>
Avg. Per Game	102.1	127.1
Total Rushes	360	499
<b>NET YARDS PASSING</b>	<b>3001</b>	<b>3899</b>
Avg. Per Game	187.6	243.7
Sacked/Yards Lost	71/450	45/275
Gross Yards	3451	4174
Att./Completions	557/325	541/355
Completion Pct.	58.3	65.6
Had Intercepted	18	6
<b>PUNTS/AVERAGE</b>	<b>96/46.5</b>	<b>75/47.5</b>
<b>NET PUNTING AVG.</b>	<b>96/39.6</b>	<b>75/41.5</b>
<b>PENALTIES/YARDS</b>	<b>73/573</b>	<b>115/886</b>
<b>FUMBLES/BALL LOST</b>	<b>15/8</b>	<b>22/14</b>
<b>TOUCHDOWNS</b>	<b>27</b>	<b>45</b>
Rushing	9	15
Passing	15	24
Returns	3	6

BY PERIODS	1	2	3	4	OT	PTS
Jaguars	60	59	46	84	0	249
Opponents	63	148	86	115	0	412

SCORING	TD	RU	PA	RT	PAT	FG	S	TP
Scobee	0	0	0	0	23/23	20/26	0	83
Hurns	6	0	6	0	0	0	0	36
D. Robinson	4	4	0	0	0	0	0	24
A. Robinson	2	0	2	0	0	0	0	14
Gerhart	2	2	0	0	0	0	0	12
Johnson	2	2	0	0	0	0	0	12
Lewis	2	0	2	0	0	0	0	12
Todman	2	1	1	0	0	0	0	12
Colvin	1	0	0	1	0	0	0	6
Gratz	1	0	0	1	0	0	0	6
Harbor	1	0	1	0	0	0	0	6
Jacobs	1	0	1	0	0	0	0	6
Lee	1	0	1	0	0	0	0	6
Shorts	1	0	1	0	0	0	0	6
Thomas	1	0	0	1	0	0	0	6
Jaguars	27	9	15	3	23/23	20/26	1	249
Opponents	45	15	24	6	45/45	31/35	2	412

PASSING	ATT	CMP	PCT	YDS	YDS/ATT	TD	INT	LG	SK/YDS	RTG
Bortles	475	280	58.9	2,908	6.12	11	17	63t	55/345	69.5
Henne	78	42	53.8	492	6.31	3	1	63t	16/105	80.7
Shorts	2	2	100.0	32	16.00	1	0	23t	0/0	158.3
Anger	1	1	100.0	19	19.00	0	0	19	0/0	118.8
D. Robinson	1	0	0.0	0	0.00	0	0	---	0/0	39.6
Jaguars	557	325	58.3	3,451	6.20	15	18	63t	71/450	72.0
Opponents	541	355	65.6	4,174	7.72	24	6	73t	45/275	99.1

RUSHING	NO	YDS	AVG	LG	TD
D. Robinson	135	582	4.3	41	4
Bortles	56	419	7.5	34	0
Gerhart	101	326	3.2	23	2
Todman	32	186	5.8	62t	1
Johnson	29	86	3.0	20	2
Henne	4	25	6.3	12	0
Lee	3	9	3.0	5	0
Jaguars	360	1633	4.5	62t	9
Opponents	499	2033	4.1	60t	15

RECEIVING	NO	YDS	AVG	LG	TD
Shorts	53	557	10.5	53	1
Hurns	51	677	13.3	63t	6
A. Robinson	48	548	11.4	54	2
Lee	37	422	11.4	37	1
Harbor	26	289	11.1	59	1
Todman	25	198	7.9	26	1
D. Robinson	23	124	5.4	19	0
Gerhart	20	186	9.3	26	0
Lewis	18	206	11.4	63t	2
Brown	7	88	12.6	17	0
Ta'ufu'ou	7	81	11.6	26	0
Sanders	6	55	9.2	24	0
Jacobs	2	16	8.0	14	1
Jensen	1	8	8.0	8	0
Johnson	1	-4	-4.0	-4	0
Jaguars	325	3451	10.6	63t	15
Opponents	355	4174	11.8	73t	24

INTERCEPTIONS	NO	YDS	AVG	LG	TD
Thomas	2	10	5.0	10	0
Gratz	1	55	55.0	55t	1
T. Smith	1	15	15.0	15	0
Ball	1	0	0.0	0	0
Martin	1	0	0.0	0	0
Jaguars	6	80	13.3	55t	1
Opponents	18	346	19.2	81t	4

PUNTING	NO	YDS	AVG	NET	TB	IN	LG	B
Anger	94	4464	47.5	39.6	10	25	69	2
Jaguars	94	4464	46.5	39.6	10	25	69	2
Opponents	75	3559	47.5	41.5	9	37	69	0

PUNT RET.	NO	FC	YDS	AVG	LG	TD
Sanders	32	10	227	7.1	23	0
Brown	5	5	37	7.4	13	0
Jaguars	37	15	264	7.1	23	0
Opponents	52	20	464	8.9	37	0

KICKOFF RET.	NO	YDS	AVG	LG	TD
Todman	38	972	25.6	40	0
Davis	2	22	11.0	15	0
Alualu	1	12	12.0	12	0
Brown	1	11	11.0	11	0
Sanders	1	16	16.0	16	0
Jaguars	43	1033	24.0	40	0
Opponents	22	516	23.5	50	0

2-POINT CONVERSIONS: Allen Robinson  
Jaguars: 1-4, Opponents: 0-0

FGs	1-19	20-29	30-39	40-49	50+
Scobee	0/0	3/3	7/8	7/9	3/6
Jaguars	0/0	3/3	7/8	7/9	3/6
Opponents	0/0	11/11	8/8	9/11	3/5

Scobee: (49G, 50N, 36B), (36G), (41G), (43G, 35G, 36G), (55B), (30G), (48B, 30G, 40G), (25G), (I), (28G), (28G, 43G), (33G, 37G), (53G, 45G, 53G, 42N, 45G), (I), (53G, 51N)

Opponents: (51G, 28G), (36G, 42G), (48G, 43G, 25G), (33G, 34G, 23G, 37G), (24G), (25G, 21G, 42G), (40G, 22G), (43G, 29G), (31G), (54G, 48N), (46G, 20G, 32G), (43N, 33G), (44G, 44G), (22G, 54N, 54N, 33G), (50G, 23G), (I)

SACKS: S. Marks 8.5, C. Clemons 8, R. Davis 6.5, A. Branch 3, A. Jones 3, C. Smith 3, T. Alualu 2, G. Hayes 2, P. Posluszny 2, T. Smith 2, W. Blackmon 1, R. Bryant 1, W. Guy 1, Z. Hood 1, R. Miller 1  
Jaguars 45.0, Opponents 71.0

TACKLES (Solo-Assists-Total): J. Cyprien (77, 34, 111), T. Smith (68, 31, 99), J. Evans (62, 28, 90), J. Thomas (47, 34, 81), P. Posluszny (47, 22, 69), D. Gratz (39, 16, 55), G. Hayes (34, 17, 51), D. McCray (40, 7, 47), S. Marks (34, 10, 44), A. Jones (23, 16, 39), C. Clemons (27, 9, 36), R. Miller (21, 10, 31), T. Alualu (13, 17, 30), W. Blackmon (21, 7, 28), A. Colvin (21, 4, 25), Z. Hood (17, 7, 24), R. Bryant (15, 8, 23), A. Ball (18, 4, 22), A. Branch (12, 6, 18), R. Davis (12, 3, 15), S. Martin (11, 3, 14), W. Guy (10, 4, 14), L. Reynolds (9, 4, 13), D. Watson (3, 5, 8), C. Smith (3, 2, 5), J. George (2, 1, 3), C. Proinski (2, 0, 2)

### USUAL STARTING LINEUP

OFFENSE	
QB	Blake Bortles (13) Chad Henne (3)
RB	Denard Robinson (8) Toby Gerhart (6) Will Ta'ufu'ou (4)
FB	Will Ta'ufu'ou (4)
WR	Cecil Shorts III (12)
WR	Allen Robinson (7) Marqise Lee (6)
TE	Mercedes Lewis (8) Clay Harbor (6)
LT	Luke Joeckel (16)
LG	Zane Beadles (16)
C	Luke Bowanko (14)
RG	Brandon Linder (15)
RT	Austin Pasztor (8) Sam Young (6)

DEFENSE	
LDE	Red Bryant (16)
DT	Roy Miller (14)
DT	Sen'Derrick Marks (16)
LEO	Chris Clemons (16)
OLB	Geno Hayes (11)
MLB	J.T. Thomas (9) Paul Posluszny (7)
OLB	Telvin Smith (4)
OLB	Will Blackmon, CB (4)
LCB	Demetrius McCray (12)
RCB	Dwayne Gratz (9) Alan Ball (7)
FS	Josh Evans (12)
SS	Johnathan Cyprien (15)



# SEASON RESULTS

## 2015 STATISTICS

HEAD COACH: GUS BRADLEY

RECORD: 5-11 (.313)

STANDINGS: 3rd, AFC SOUTH

DATE	OPPONENT	RESULT	ATT.
Sept. 13	Carolina	L, 9-20	60,733
<b>Sept. 20</b>	<b>Miami</b>	<b>W, 23-20</b>	<b>65,443</b>
Sept. 27	at New England	L, 17-51	66,829
Oct. 4	at Indianapolis	L, 13-16 (OT)	65,609
Oct. 11	at Tampa Bay	L, 31-38	58,490
Oct. 18	Houston	L, 20-31	58,085
<b>Oct. 25</b>	<b>Buffalo*</b>	<b>W, 34-31</b>	<b>84,021</b>
Nov. 8	at N.Y. Jets	L, 23-28	78,160
<b>Nov. 15</b>	<b>Baltimore</b>	<b>W, 22-20</b>	<b>70,837</b>
<b>Nov. 19</b>	<b>Tennessee</b>	<b>W, 19-13</b>	<b>60,121</b>
Nov. 29	San Diego	L, 25-31	59,477
Dec. 6	at Tennessee	L, 39-42	57,355
<b>Dec. 13</b>	<b>Indianapolis</b>	<b>W, 51-16</b>	<b>62,372</b>
Dec. 20	Atlanta	L, 17-23	64,016
Dec. 27	at New Orleans	L, 27-38	73,064
Jan. 3	at Houston	L, 6-30	71,899

\* Wembley Stadium in London, U.K.

	JAGUARS	OPP.
<b>TOTAL FIRST DOWNS</b>	<b>313</b>	<b>362</b>
Rushing	69	102
Passing	215	222
Penalty	29	38
3rd Down: Made/Att	72/205	105/227
3rd Down Pct.	35.1%	46.3%
4th Down: Made/Att	8/15	6/12
4th Down Pct.	53.3%	50.0%
<b>POSSESSION AVG.</b>	<b>27:34</b>	<b>32:26</b>
<b>TOTAL NET YARDS</b>	<b>5581</b>	<b>6000</b>
Avg. Per Game	348.8	375.0
Total Plays	1012	1102
Avg. Per Play	5.5	5.4
<b>NET YARDS RUSHING</b>	<b>1473</b>	<b>1709</b>
Avg. Per Game	92.1	106.8
Total Rushes	354	464
<b>NET YARDS PASSING</b>	<b>4108</b>	<b>4291</b>
Avg. Per Game	256.8	268.2
Sacked/Yards Lost	51/320	36/237
Gross Yards	4428	4528
Attempts/Completions	607/355	602/390
Completion Pct.	58.5%	64.8%
Had Intercepted	18	9
<b>PUNTS/AVERAGE</b>	<b>80/46.3</b>	<b>72/43.9</b>
<b>NET PUNTING AVG.</b>	<b>39.5</b>	<b>36.9</b>
<b>PENALTIES/YARDS</b>	<b>105/880</b>	<b>114/989</b>
<b>FUMBLES/BALL LOST</b>	<b>25/10</b>	<b>16/9</b>
<b>TOUCHDOWNS</b>	<b>44</b>	<b>51</b>
Rushing	5	15
Passing	35	29
Returns	4	7

BY PERIODS	1	2	3	4	OT	PTS
Jaguars	35	126	94	121	0	376
Opponents	83	163	69	130	3	448

SCORING	TD	RU	PA	RT	PAT	FG	S	TP
Myers	0	0	0	0	32/39	26/30	0	110
A. Robinson	14	0	14	0			0	84
Hurns	10	0	10	0			0	60
Thomas	5	0	5	0			0	30
Greene	3	0	2	1			0	18
Yeldon	3	2	1	0			0	18
Bortles	2	2	0	0			0	12
Harbor	1	0	1	0			0	8
T. Smith	1	0	0	1			0	6
Branch	1	0	0	1			0	6
D. Robinson	1	1	0	0			0	6
Clemons	1	0	0	1			0	6
Walters	1	0	1	0			0	6
Lee	1	0	1	0			0	6
<b>Jaguars</b>	<b>44</b>	<b>5</b>	<b>35</b>	<b>4</b>	<b>32/39</b>	<b>26/30</b>	<b>0</b>	<b>376</b>
<b>Opponents</b>	<b>51</b>	<b>15</b>	<b>29</b>	<b>7</b>	<b>48/48</b>	<b>30/38</b>	<b>2</b>	<b>448</b>

RUSHING	NO	YDS	AVG	LG	TD
Yeldon	182	740	4.1	45	2
Bortles	52	310	6.0	28	2
D. Robinson	67	266	4.0	31	1
Gray	14	54	3.9	23	0
Gerhart	20	44	2.2	6	0
Lee	5	38	7.6	12	0
Pierce	6	11	1.8	4	0
Washington	1	8	8.0	8	0
Grant	6	2	0.3	11	0
Alualu	1	0	0.0	0	0
<b>Jaguars</b>	<b>354</b>	<b>1473</b>	<b>4.2</b>	<b>45</b>	<b>5</b>
<b>Opponents</b>	<b>464</b>	<b>1709</b>	<b>3.7</b>	<b>87t</b>	<b>15</b>

RECEIVING	NO	YDS	AVG	LG	TD
A. Robinson	80	1400	17.5	90t	14
Hurns	64	1031	16.1	80t	10
Thomas	46	455	9.9	34	5
Yeldon	36	279	7.8	67	1
Walters	32	368	11.5	31	1
D. Robinson	21	164	7.8	16	0
Greene	19	93	4.9	18	2
Lewis	16	226	14.1	45	0
Lee	15	191	12.7	30	1
Harbor	14	149	10.6	26	1
Gerhart	3	23	7.7	8	0
Pierce	3	7	2.3	6	0
Alualu	2	19	9.5	16	0
Grant	2	13	6.5	8	0
Jacobs	1	6	6.0	6	0
Gray	1	4	4.0	4	0
<b>Jaguars</b>	<b>355</b>	<b>4428</b>	<b>12.5</b>	<b>90t</b>	<b>35</b>
<b>Opponents</b>	<b>390</b>	<b>4528</b>	<b>11.6</b>	<b>71t</b>	<b>29</b>

INTERCEPTIONS	NO	YDS	AVG	LG	TD
House	4	21	5.3	15	0
Posluszny	3	25	8.3	19	0
Cyprien	1	48	48.0	48	0
T. Smith	1	26	26.0	26t	1
<b>Jaguars</b>	<b>9</b>	<b>120</b>	<b>13.3</b>	<b>48</b>	<b>1</b>
<b>Opponents</b>	<b>18</b>	<b>283</b>	<b>15.7</b>	<b>84</b>	<b>4</b>

PUNTING	NO	YDS	AVG	NET	TB	IN	LG	B
Anger	80	3700	46.3	39.5	4	26	63	0
<b>Jaguars</b>	<b>80</b>	<b>3700</b>	<b>46.3</b>	<b>39.5</b>	<b>4</b>	<b>26</b>	<b>63</b>	<b>0</b>
<b>Opponents</b>	<b>72</b>	<b>3158</b>	<b>43.9</b>	<b>36.9</b>	<b>7</b>	<b>23</b>	<b>63</b>	<b>1</b>

PUNT RET.	NO	FC	YDS	AVG	LG	TD
Greene	18	8	301	16.7	73t	1
Walters	8	7	30	3.8	14	0
Marshall	5	1	30	6.0	20	0
<b>Jaguars</b>	<b>31</b>	<b>16</b>	<b>361</b>	<b>11.6</b>	<b>73t</b>	<b>1</b>
<b>Opponents</b>	<b>45</b>	<b>22</b>	<b>462</b>	<b>10.3</b>	<b>58</b>	<b>0</b>

KICKOFF RET.	NO	YDS	AVG	LG	TD
Marshall	13	346	26.6	36	0
Grant	8	220	27.5	42	0
Walters	4	80	20.0	28	0
D. Robinson	2	54	27.0	31	0
Banyard	2	21	10.5	13	0
Jones	2	0	0.0	0	0
<b>Jaguars</b>	<b>31</b>	<b>721</b>	<b>23.3</b>	<b>42</b>	<b>0</b>
<b>Opponents</b>	<b>23</b>	<b>553</b>	<b>24.0</b>	<b>54</b>	<b>0</b>

2-POINT CONVERSIONS: Harbor  
Jaguars: 1-5, Opponents: 2-3

FGs	1-19	20-29	30-39	40-49	50+
J.Myers	0/0	9/10	8/8	6/8	3/4
<b>Team</b>	<b>0/0</b>	<b>9/10</b>	<b>8/8</b>	<b>6/8</b>	<b>3/4</b>
<b>Opponents</b>	<b>0/0</b>	<b>7/8</b>	<b>8/8</b>	<b>12/14</b>	<b>3/8</b>

Myers: (22), 44WR, (27, 58, 28), (40), (20, 32), 53WR, 48WL, (31), (45, 39, 35), (21, 45), 26B, (53), (31, 32, 20, 36), (22, 51, 27, 28), (46), (42), (43, 34)

Opponents: (43), 53WL, (47), 43B, (48, 41), 42WL, (46, 20, 46), (54, 32, 27), (35, 45, 47), (41), (31, 38, 26), 58WR, (47, 49), 53WL, (28), (25, 21, 32), (34, 33, 46), (37), 52WL, 28B, (29, 51), 50WL, (51)

SACKS: J. Odrick 5.5, A. Branch 4.0, A. Colvin 4.0, R. Miller 4.0, R. Davis 3.5, C. Clemons 3.0, T. Smith 2.5, T. Alualu 2.0, A. Jones 2.0, S. Brown 1.5, D. Skuta 1.5, P. Posluszny 1.0, M. Bennett 0.5, C. Smith 0.5, P. Thompson 0.5  
**Jaguars 36.0, Opponents 50.0**

TACKLES (Solo-Assists-Total): Posluszny (103-30-133), T. Smith (99-29-128), Cyprien (77-30-107), Colvin (60-13-73), House (49-11-60), Evans (36-16-52), Miller (22-18-40), Skuta (31-6-37), Brown (29-7-36), Odrick (23-6-29), Gratz (21-6-27), Alualu (18-8-26), Branch (18-6-24), McCray (17-4-21), Pullard (13-6-19), Armbrister (11-7-18), Jones (8-9-17), Clemons (13-1-14), Sample (8-5-13), C. Smith (8-2-10), Bennett (7-3-10), Marshall (6-4-10), Thompson (6-2-8), Davis (5-2-7), Tripp (5-2-7), Marks (4-2-6)

### USUAL STARTING LINEUP

#### OFFENSE

QB	Blake Bortles (16)
RB	T.J. Yeldon (12)
	Denard Robinson (3)
WR	Allen Robinson (16)
WR	Allen Hurns (15)
TE	Julius Thomas (10)
TE	Mercedes Lewis (16)
LT	Luke Joeckel (14)
LG	Zane Beadles (16)
C	Stefen Wisniewski (16)
RG	A.J. Cann (13)
	Brandon Linder (3)
RT	Jermey Parnell (15)

#### DEFENSE

LDE	Jared Odrick (16)
DT	Tyson Alualu (13)
DT	Roy Miller III (16)
LEO	Andre Branch (9)
	Chris Clemons (7)
WLB	Telvin Smith (14)
MLB	Paul Posluszny (14)
OTTO	Dan Skuta (8)
LCB	Davon House (15)
RCB	Aaron Colvin (15)
DB	Demetrius McCray (3)
FS	Josh Evans (11)
	Sergio Brown (4)
SS	Jonathan Cyprien (14)

PASSING	ATT	CMP	PCT	YDS	YDS/ATT	TD	INT	LG	SK/YDS	RTG
B.Bortles	606	355	58.6	4,428	7.3	35	18	90t	51/320	88.2
B.Walters	1	0	0.0	0	0.0	0	0	0	0/0	39.6
<b>Team</b>	<b>607</b>	<b>355</b>	<b>58.5</b>	<b>4,428</b>	<b>7.3</b>	<b>35</b>	<b>18</b>	<b>90t</b>	<b>51/320</b>	<b>88.1</b>
<b>Opponents</b>	<b>602</b>	<b>390</b>	<b>64.8</b>	<b>4,528</b>	<b>7.5</b>	<b>29</b>	<b>9</b>	<b>71t</b>	<b>36/237</b>	<b>97.2</b>





# SEASON RESULTS

## 2016 STATISTICS

**HEAD COACH: GUS BRADLEY (14 GAMES), DOUG MARRONE (2 GAMES)**

**RECORD: 3-13 (.188)**

**STANDINGS: 4TH, AFC SOUTH**

DATE	OPPONENT	RESULT	ATT.
Sept. 11	Green Bay	L, 23-27	63,179
Sept. 18	at San Diego	L, 14-28	52,165
Sept. 25	Baltimore	L, 17-19	60,127
<b>Oct. 2</b>	<b>Indianapolis*</b>	<b>W, 30-27</b>	<b>83,764</b>
<b>Oct. 16</b>	<b>at Chicago</b>	<b>W, 17-16</b>	<b>61,054</b>
Oct. 23	Oakland	L, 16-33	62,614
Oct. 27	at Tennessee	L, 22-36	61,619
Nov. 6	at Kansas City	L, 14-19	73,294
Nov. 13	Houston	L, 21-24	62,091
Nov. 20	at Detroit	L, 19-26	61,486
Nov. 27	at Buffalo	L, 21-28	67,486
Dec. 4	Denver	L, 10-20	63,075
Dec. 11	Minnesota	L, 16-25	62,701
Dec. 18	at Houston	L, 20-21	71,803
<b>Dec. 24</b>	<b>Tennessee</b>	<b>W, 38-17</b>	<b>59,621</b>
Jan. 1	at Indianapolis	L, 20-24	65,160

\* Wembley Stadium in London, U.K.

	JAGUARS	OPP.
<b>TOTAL FIRST DOWNS</b>	<b>321</b>	<b>305</b>
Rushing	75	93
Passing	207	174
Penalty	39	38
3rd Down: Made/Att	78/221	83/224
3rd Down Pct.	35.3%	37.1%
4th Down: Made/Att	7/16	6/13
4th Down Pct.	43.8%	46.2%

	JAGUARS	OPP.
<b>POSSESSION AVG.</b>	<b>29:09</b>	<b>30:51</b>
<b>TOTAL NET YARDS</b>	<b>5,359</b>	<b>5,147</b>
Avg. Per Game	334.9	321.7
Total Plays	1,052	1,030
Avg. Per Play	5.1	5.0

	JAGUARS	OPP.
<b>NET YARDS RUSHING</b>	<b>1,631</b>	<b>1,703</b>
Avg. Per Game	101.9	106.4
Total Rushes	392	446

	JAGUARS	OPP.
<b>NET YARDS PASSING</b>	<b>3,728</b>	<b>3,444</b>
Avg. Per Game	233.0	215.3
Sacked/Yards Lost	34/197	33/183
Gross Yards	3,925	3,627
Attempts/Completions	626/369	551/345
Completion Pct.	58.9%	62.6%
Had Intercepted	16	7

	JAGUARS	OPP.
<b>PUNTS/AVERAGE</b>	<b>77/46.6</b>	<b>82/46.0</b>
<b>NET PUNTING AVG.</b>	<b>77/39.5</b>	<b>82/42.6</b>

	JAGUARS	OPP.
<b>PENALTIES/YARDS</b>	<b>129/1178</b>	<b>101/948</b>
<b>FUMBLES/BALL LOST</b>	<b>23/13</b>	<b>18/6</b>
<b>TOUCHDOWNS</b>	<b>34</b>	<b>41</b>
Rushing	8	17
Passing	24	20
Returns	2	4

BY PERIODS	1	2	3	4	OT	PTS
Jaguars	51	90	64	113	-	318
Opponents	57	134	99	110	-	400

SCORING	TD	RU	PA	RT	PAT	FG	S	TP
Myers	0	0	0	0	29/32	27/34	0	110
A. Robinson	6	0	6	0			0	38
Bortles	4	3	1	0			0	26
Lee	4	0	3	1			0	24
Thomas	4	0	4	0			0	24
Hurns	3	0	3	0			0	18
Ivory	3	3	0	0			0	18
Grant	2	1	1	0			0	12
Walters	2	0	2	0			0	12
Yeldon	2	1	1	0			0	12
Benn	1	0	1	0			0	6
Koyack	1	0	1	0			0	6
Lewis	1	0	1	0			0	6
Ramsey	1	0	0	1			0	6
<b>Jaguars</b>	<b>34</b>	<b>8</b>	<b>24</b>	<b>2</b>	<b>29/32</b>	<b>27/34</b>	<b>0</b>	<b>318</b>
<b>Opponents</b>	<b>41</b>	<b>17</b>	<b>20</b>	<b>4</b>	<b>36/40</b>	<b>38/41</b>	<b>1</b>	<b>400</b>

RUSHING	NO	YDS	AVG	LG	TD
Yeldon	130	465	3.6	16	1
Ivory	117	439	3.8	42	3
Bortles	58	359	6.2	27	3
Grant	32	164	5.1	57t	1
D. Robinson	41	144	3.5	9	0
Lee	6	35	5.8	11	0
Hill	2	11	5.5	7	0
Banyard	2	7	3.5	7	0
Richardson	2	7	3.5	6	0
Wynn	2	5	2.5	7	0
Walters	1	4	4.0	4	0
Henne	1	-2	-2.0	-2	0
<b>Jaguars</b>	<b>392</b>	<b>1,631</b>	<b>4.2</b>	<b>57t</b>	<b>8</b>
<b>Opponents</b>	<b>446</b>	<b>1,703</b>	<b>3.8</b>	<b>75t</b>	<b>17</b>

RECEIVING	NO	YDS	AVG	LG	TD
A. Robinson	73	883	12.1	42	6
Lee	63	851	13.5	51	3
Yeldon	50	312	6.2	17	1
Hurns	35	477	13.6	42t	3
Thomas	30	281	9.4	24	4
Walters	24	231	9.6	23	2
Ivory	20	186	9.3	37	0
Lewis	20	169	8.5	37	1
Koyack	19	161	8.5	17	1
Sterling	12	110	9.2	17	0
Benn	5	116	23.2	51t	1
Greene	5	32	6.4	9	0
Grant	4	35	8.8	15t	1
D. Robinson	3	22	7.3	11	0
Ellis	3	11	3.7	6	0
Bortles	1	20	20.0	20t	1
Wynn	1	19	19.0	19	0
Washington	1	9	9.9	9	0
<b>Jaguars</b>	<b>369</b>	<b>3,925</b>	<b>10.6</b>	<b>51t</b>	<b>24</b>
<b>Opponents</b>	<b>345</b>	<b>3,627</b>	<b>10.5</b>	<b>64t</b>	<b>20</b>

INTERCEPTIONS	NO	YDS	AVG	LG	TD
Ramsey	2	65	32.5	35	1
T. Smith	2	0	0.0	0	0
Gipson	1	30	30.0	30	0
Ngakoue	1	9	0.0	9	0
Posluszny	1	0	0.0	0	0
<b>Jaguars</b>	<b>7</b>	<b>104</b>	<b>14.9</b>	<b>35</b>	<b>1</b>
<b>Opponents</b>	<b>16</b>	<b>308</b>	<b>19.3</b>	<b>51t</b>	<b>3</b>

PUNTING	NO	YDS	AVG	NET	TB	IN	LG	B
Nortman	77	3,589	46.6	39.5	8	27	78	0
<b>Jaguars</b>	<b>77</b>	<b>3,589</b>	<b>46.6</b>	<b>39.5</b>	<b>8</b>	<b>27</b>	<b>78</b>	<b>0</b>
<b>Opponents</b>	<b>82</b>	<b>3,774</b>	<b>46.0</b>	<b>42.6</b>	<b>3</b>	<b>33</b>	<b>61</b>	<b>1</b>

PUNT RET.	NO	FC	YDS	AVG	LG	TD
Greene	21	5	131	6.2	42	0
Walters	17	16	86	5.1	14	0
Lee	2	3	3	1.5	3	0
<b>Jaguars</b>	<b>40</b>	<b>24</b>	<b>220</b>	<b>5.5</b>	<b>42</b>	<b>0</b>
<b>Opponents</b>	<b>31</b>	<b>19</b>	<b>389</b>	<b>12.5</b>	<b>57</b>	<b>1</b>

KICKOFF RET.	NO	YDS	AVG	LG	TD
Lee	18	545	30.3	100t	1
Grant	13	268	20.6	32	0
Benn	2	16	8.0	16	0
Walters	2	39	19.5	23	0
D. Robinson	1	13	13.0	13	0
C. Smith	1	0	0.0	0	0
<b>Jaguars</b>	<b>37</b>	<b>881</b>	<b>23.8</b>	<b>100t</b>	<b>1</b>
<b>Opponents</b>	<b>13</b>	<b>273</b>	<b>21.0</b>	<b>53</b>	<b>0</b>

**2-POINT CONVERSIONS: Jaguars 2-2, Opponents 1-1**

PASSING	ATT	CMP	PCT	YDS	YDS/ATT	TD	INT	LG	SK/YDS	RTG
Bortles	625	368	58.9	3,905	6.25	23	16	51t	34/197	78.8
Lee	1	1	100.0	20	20.0	1	0	20t	0/0	158.3
<b>Jaguars</b>	<b>626</b>	<b>369</b>	<b>58.9</b>	<b>3,925</b>	<b>6.27</b>	<b>24</b>	<b>16</b>	<b>51t</b>	<b>34/197</b>	<b>79.5</b>
<b>Opponents</b>	<b>551</b>	<b>345</b>	<b>62.6</b>	<b>3,627</b>	<b>6.58</b>	<b>20</b>	<b>7</b>	<b>64t</b>	<b>33/183</b>	<b>88.5</b>

FGs	1-19	20-29	30-39	40-49	50+
Myers	0/0	7/7	3/4	10/11	7/12
<b>Jaguars</b>	<b>0/0</b>	<b>7/7</b>	<b>3/4</b>	<b>10/11</b>	<b>7/12</b>
<b>Opponents</b>	<b>0/0</b>	<b>10/10</b>	<b>10/10</b>	<b>13/15</b>	<b>5/6</b>

**Myers:** (26G,39G,50G) (54N) (49G,52B) (22G,46G,49G) (30G) (23G,37G,44G) () (54N) (54G, 44G) (27G, 52G) () (47G) (45G,55G,24G,41N,61B) (26G,50G) (29G,48G,56G,50G) (47G,30N,54N,41G)

**Opponents:** (25G, 20G) (25G) (43G,42G,37G,53G) (53G,49G) (36G,24G,36G) (49N,50N,51N) (27G,43G) () (32G,41G) (43G,32G,40G,46G) (39G,45G,43G, 27G) (42G) (48N,45G)

**SACKS:** Ngakoue 8.0, Jackson 6.5, Fowler Jr. 4.0, Marks 3.5, Alualu 2.5, Postluszny 1.5, Colvin 1.0, Cyprien 1.0, Day 1.0, Odrick 1.0, C. Smith 1.0, T. Smith 1.0, Jack 0.5, Johnson 0.5

**Jaguars 33.0, Opponents 34.0**

**TACKLES (Solo-Assists-Total):** Postluszny (97-36-133), Cyprien (96-30-126), T. Smith (98-20-118), Ramsey (55-10-65), Amukamara (46-3-49), Gipson (34-7-41), Alualu (28-8-36), Jackson (28-5-33), Jones (26-6-32), Fowler (23-9-32), Ngakoue (20-3-23), Marks (18-4-22), Colvin (18-4-22), Jack (16-6-22), Skuta (15-3-18), House (13-3-16), Odrick (9-3-12), Miller (10-0-10), Johnson (5-4-9), Day (6-2-8), Gratz (5-0-5), Thompson (3-2-5), Pullard (3-2-5), C. Smith (4-0-4), Ash (1-3-4), Wilson (2-0-2)

### USUAL STARTING LINEUP

#### OFFENSE

- QB Blake Bortles (16)
- RB Yeldon (13)
- WR Allen Robinson (16)
- WR Allen Hurns (11)
- Marqise Lee (6)
- TE Mercedes Lewis (10)
- Ben Koyack (7)
- Julius Thomas (6)
- LT Kelvin Beachum (15)
- LG Patrick Omameh (7)
- C Brandon Linder (14)
- RG A.J. Cann (16)
- RT Jermeay Parnell (16)

#### DEFENSE

- DT Abry Jones (9)
- Roy Miller III (6)
- DT Malik Jackson (16)
- DE Tyson Alualu (10)
- Jared Odrick (6)
- LEO Yannick Ngakoue (15)
- WLB Telvin Smith (16)
- MLB Paul Posluszny (16)
- OTTO Myles Jack (10)
- LCB Prince Amukamara (12)
- RCB Jalen Ramsey (16)
- FS Tashaun Gipson (16)
- SS Jonathan Cyprien (16)





# SEASON RESULTS

## 2017 STATISTICS

HEAD COACH: DOUG MARRONE

RECORD: 10-6 (.625)

STANDINGS: 1st, AFC SOUTH

DATE	OPPONENT	RESULT	ATT.
Sept. 10	at Houston	W, 29-7	71,710
Sept. 17	Tennessee	L, 16-37	61,709
Sept. 24	Baltimore*	W, 44-7	84,592
Oct. 1	at New York Jets	L, 20-23 (OT)	77,562
Oct. 8	at Pittsburgh	W, 30-9	66,237
Oct. 15	L.A. Rams	L, 17-27	56,232
Oct. 22	at Indianapolis	W, 27-0	63,104
Nov. 5	Cincinnati	W, 23-7	60,720
Nov. 12	L.A. Chargers	W, 20-17 (OT)	60,835
Nov. 19	at Cleveland	W, 19-7	57,003
Nov. 26	at Arizona	L, 24-27	63,891
Dec. 3	Indianapolis	W, 30-10	61,207
Dec. 10	Seattle	W, 30-24	64,431
Dec. 17	Houston	W, 45-7	64,701
Dec. 24	at San Francisco	L, 33-44	70,133
Dec. 31	at Tennessee	L, 10-15	65,501
Jan. 7	Buffalo	W, 10-7	69,442
Jan. 14	at Pittsburgh	W, 45-42	64,524
Jan. 21	at New England	L, 20-24	65,878

\* Wembley Stadium in London, U.K.

TOTAL FIRST DOWNS		JAGUARS	OPP.
Rushing	101	91	143
Passing	193	143	23
Penalty	38	23	85/227
3rd Down: Made/Att	85/227	74/220	37.4%
3rd Down Pct.	37.4%	33.6%	10/13
4th Down: Made/Att	10/13	6/13	76.9%
4th Down Pct.	76.9%	46.2%	31:47
Possession Avg.	31:47	28:13	5855
Total Net Yards	5855	4578	365.9
Avg. Per Game	365.9	286.1	1078
Total Plays	1078	993	5.4
Avg. Per Play	5.4	4.6	2262
NET YARDS RUSHING	2262	1860	141.4
Avg. Per Game	141.4	116.3	527
Total Rushes	527	429	3593
NET YARDS PASSING	3593	2718	224.6
Avg. Per Game	224.6	169.9	24/123
Sacked/Yards Lost	24/123	55/356	3716
Gross Yards	3716	3074	527/316
Attempts/Completions	527/316	509/289	60.0%
Completion Pct.	60.0%	56.8%	13
Had Intercepted	13	21	88/43.6
PUNTS/AVERAGE	88/43.6	100/45.6	38.9
NET PUNTING AVG.	38.9	40.7	112/936
PENALTIES/YARDS	112/936	112/1,050	24/10
FUMBLES/BALL LOST	24/10	25/12	47
TOUCHDOWNS	47	29	18
Rushing	18	9	21
Passing	21	17	8
Returns	8	3	

BY PERIODS	1	2	3	4	OT	PTS
Team	84	113	104	113	3	417
Opponents	43	68	81	73	3	268

SCORING	TD	RU	PA	RT	PAT	FG	S	TP
Lambo	0	0	0	0	22/24	19/20	0	79
Fournette	10	9	1	0			0	60
Myers	0	0	0	0	15/17	11/15	0	48
Lewis	5	0	5	0			1	32
Lee	3	0	3	0			1	20
Bohanon	3	2	1	0			0	18
Mickens	3	0	2	1			0	18
Cole	3	0	3	0			0	18
Hurns	2	0	2	0			0	12
Smith	2	0	0	2			0	12
Bortles	2	2	0	0			0	12
Ivory	2	1	1	0			0	12
Grant	2	2	0	0			0	12
Yeldon	2	2	0	0			0	12
Team	47	18	21	8	37/41	30/35	3	417
Opponents	29	9	17	3	26/28	22/24	1	268

RUSHING	NO	YDS	AVG	LG	TD
Fournette	268	1040	3.9	90t	9
Ivory	112	382	3.4	34	1
Bortles	57	322	5.6	28	2
Yeldon	49	253	5.2	58t	2
Grant	30	248	8.3	58	2
Lee	1	17	17.0	17	0
Bohanon	5	5	1.0	3	2
Henne	5	-5	-1.0	-1	0
Jaguars	527	2262	4.3	90t	18
Opponents	429	1860	4.3	75t	9

RECEIVING	NO	YDS	AVG	LG	TD
Lee	56	702	12.5	45	3
Cole	42	748	17.8	75t	3
Hurns	39	484	12.4	50	2
Fournette	36	302	8.4	28	1
Yeldon	30	224	7.5	20	0
Westbrook	27	339	12.6	29	1
Lewis	24	318	13.3	37	5
Ivory	21	175	8.3	29	1
O'Shaughnessy	14	149	10.6	29	1
Mickens	6	77	12.8	41	2
Bohanon	6	43	7.2	14	1
Koyack	5	38	7.6	21	0
Grant	3	41	13.7	28	0
Strong	3	38	12.7	19	1
Robinson	1	17	17.0	17	0
Benn	1	12	12.0	12	0
Pinkard	1	5	5.0	5	0
McCaffrey	1	4	4.0	4	0
Jaguars	316	3716	11.8	75t	21
Opponents	289	3074	10.6	74t	17

INTERCEPTIONS	NO	YDS	AVG	LG	TD
Bouye	6	70	11.7	51	0
Gipson	4	83	20.8	67	0
Church	4	51	12.8	51t	1
Ramsey	4	34	8.5	18	0
Smith	3	56	18.7	28t	1
Jaguars	21	294	14.0	67	2
Opponents	13	181	13.9	50t	1

PUNTING	NO	YDS	AVG	NET	TB	IN	LG	B
Nortman	87	3835	44.1	38.9	9	29	65	1
Jaguars	87	3835	43.6	38.9	9	29	65	1
Opponents	100	4555	45.6	40.7	8	38	70	0

PUNT RET.	NO	FC	YDS	AVG	LG	TD
Mickens	27	19	287	10.6	72	1
Lee	5	6	13	2.6	7	0
Westbrook	1	0	19	19.0	19	0
McCaffrey	1	4	0	0.0	0	0
Grant	0	0	6	0	6	0
Cole	0	1	0	0	0	0
Jaguars	34	30	325	9.6	72	1
Opponents	30	25	228	7.6	46	0

KICKOFF RET.	NO	YDS	AVG	LG	TD
Grant	19	473	24.9	68	0
Cole	2	26	13.0	14	0
Mickens	2	20	10.0	20	0
Myrick	1	18	18.0	18	0
Bohanon	1	14	14.0	14	0
Jaguars	25	551	22.0	68	0
Opponents	40	817	20.4	103t	1

2-POINT CONVERSIONS: Jaguars 3-6, Opponents 1-1

FGs	1-19	20-29	30-39	40-49	50+
Lambo	0/0	2/2	11/11	4/5	2/2
Myers	0/0	4/4	2/3	5/5	0/3
Team	0/0	6/6	13/14	9/10	2/5
Opponents	0/0	9/9	4/5	6/7	3/3

Myers: (42G, 25G, 39N, 38G) (43G) (23G, 45G, 29G) (30G, 52N, 22G) (30G) (47G) (54N, 41G, 54N)

Lambo: (42G, 33G), (32G, 56G, 25G), (34G, 30G), (38G, 41N, 39G), (43G), (30G, 23G, 39G), (38G, 51G, 32G), (38G), (45G), (41G)

Opponents: (), (40G, 41G, 26G), (), (45G, 45N, 26G, 41G), (29G, 34G, 20G), (56G, 29G), (), (), (50G), (), (34G, 42G, 48G, 57G), (27G), (38N, 28G), (), (27G), (25G, 39G, 38G)

SACKS: Campbell 14.5, Ngakoue 12.0, Jackson 8.0, Fowler 8.0, Jack 2.0, Church 1.5, Ankou 1.5, McCray 1.5, Posluszny 1.5, Jones 1.0, Day 1.0, Dareus 1.0, Smith 1.0, Brown 0.5

Jaguars 55.0, Opponents 24.0

TACKLES (Solo-Assists-Total): Smith (76-26-102), Jack (66-24-90), Church (56-16-72), Campbell (47-20-67), Gipson (53-11-64), Ramsey (52-11-63), Posluszny (42-18-60), Bouye (53-3-56), Colvin (37-7-44), Jackson (30-9-39), Jones (24-7-31), Ngakoue (24-6-30), Dareus (19-2-21), Fowler (18-3-21), Smoot (11-4-15), Ankou (8-7-15), Brown (7-3-10)

### USUAL STARTING LINEUP

#### OFFENSE

QB	Blake Bortles (16)
FB	Tommy Bohanon (9)
RB	Leonard Fournette (13)
WR	Marqise Lee (14)
WR	Allen Hurns (8)
	Keelan Cole (6)
	Dede Westbrook (5)
TE	Mercedes Lewis (16)
LT	Cam Robinson (15)
LG	Patrick Omameh (13)
C	Brandon Linder (12)
RG	A.J. Cann (15)
RT	Jermey Parnell (13)

#### DEFENSE

DE	Yannick Ngakoue (16)
DT	Abry Jones (15)
DT	Malik Jackson (16)
DE	Calais Campbell (16)
WLB	Telvin Smith (16)
MLB	Paul Posluszny (11)
SLB	Myles Jack (16)
LCB	Jalen Ramsey (16)
FS	Tashaun Gipson (16)
SS	Barry Church (16)
RCB	A.J. Bouye (16)

PASSING	ATT	CMP	PCT	YDS	YDS/ATT	TD	INT	LG	SK/YDS	RTG
Bortles	523	315	60.2	3687	7.05	21	13	75t	24/123	84.7
Henne	2	0	0.0	0	0.00	0	0	--	0/0	39.6
Nortman	1	1	100.0	29	29.00	0	0	29	0/0	118.8
Jaguars	527	316	60.0	3716	7.05	21	13	75t	24/123	84.4
Opponents	509	289	56.8	3074	6.04	17	21	74t	55/356	68.5



# SEASON RESULTS

## 2018 STATISTICS

HEAD COACH: DOUG MARRONE

RECORD: 5-11 (.313)

STANDINGS: 3RD, AFC SOUTH

DATE	OPPONENT	RESULT	ATT.
Sept. 9	at N.Y. Giants	W, 20-15	77,992
Sept. 16	New England	W, 31-20	68,527
Sept. 23	Tennessee	L, 6-9	64,015
Sept. 30	N.Y. Jets	W, 31-12	65,353
Oct. 7	at Kansas City	L, 14-30	75,289
Oct. 14	at Dallas	L, 7-40	90,767
Oct. 21	Houston	L, 7-20	66,534
Oct. 28	Philadelphia*	L, 18-24	85,870
Nov. 11	at Indianapolis	L, 26-29	57,473
Nov. 18	Pittsburgh	L, 16-20	67,683
Nov. 25	at Buffalo	L, 21-24	57,799
Dec. 2	Indianapolis	W, 6-0	67,030
Dec. 6	at Tennessee	L, 9-30	60,344
Dec. 16	Washington	L, 13-16	67,577
Dec. 23	at Miami	W, 17-7	65,798
Dec. 30	at Houston	L, 3-20	71,848

\* Wembley Stadium in London, U.K.

	JAGUARS	OPP.
<b>TOTAL FIRST DOWNS</b>	<b>277</b>	<b>288</b>
Rushing	92	89
Passing	164	162
Penalty	21	37
3rd Down: Made/Att	93/230	80/212
3rd Down Pct.	40.4%	37.7%
4th Down: Made/Att	8/17	3/12
4th Down Pct.	47.1%	25.0%
<b>POSSESSION AVG.</b>	<b>30:14</b>	<b>29:47</b>
<b>TOTAL NET YARDS</b>	<b>4832</b>	<b>4983</b>
Avg. Per Game	302.0	311.4
Total Plays	1005	970
Avg. Per Play	4.8	5.1
<b>NET YARDS RUSHING</b>	<b>1723</b>	<b>1870</b>
Avg. Per Game	107.7	116.9
Total Rushes	416	434
<b>NET YARDS PASSING</b>	<b>3109</b>	<b>3113</b>
Avg. Per Game	194.3	194.6
Sacked/Yards Lost	53/322	37/241
Gross Yards	3431	3354
Attempts/Completions	536/329	499/312
Completion Pct.	61.4%	62.5%
Had Intercepted	13	11
<b>PUNTS/AVERAGE</b>	<b>86/45.0</b>	<b>79/48.0</b>
<b>NET PUNTING AVG.</b>	<b>86/41.3</b>	<b>79/41.5</b>
<b>PENALTIES/YARDS</b>	<b>121/1112</b>	<b>92/735</b>
<b>FUMBLES/BALL LOST</b>	<b>26/16</b>	<b>15/6</b>
<b>TOUCHDOWNS</b>	<b>25</b>	<b>34</b>
Rushing	7	16
Passing	15	17
Returns	3	1

BY PERIODS	1	2	3	4	OT	PTS
Jaguars	42	81	60	62	0	245
Opponents	77	88	62	89	0	316

SCORING	TD	RU	PA	RT	PAT	FG	S	TP
Lambo	0	0	0	0	19/20	19/21	0	76
Fournette	6	5	1	0			0	36
Westbrook	6	0	5	1			0	36
Yeldon	5	1	4	0			0	30
Moncrief	3	0	3	0			0	18
Forbath	0	0	0	0	3/3	4/5	0	15
Bortles	1	1	0	0			0	6
Cole	1	0	1	0			0	6
Jack	1	0	0	1			0	6
Seferian-Jenkins	1	0	1	0			0	6
Smith	1	0	0	1			0	6
Dareus	0	0	0	0			1	2
Jacobs	0	0	0	0			1	2
Jaguars	25	7	15	3	22/23	23/26	2	245
Opponents	34	16	17	1	29/30	27/31	0	316

RUSHING	NO	YDS	AVG	LG	TD
Fournette	133	439	3.3	19	5
Yeldon	104	313	4.0	21	1
Bortles	58	365	6.3	41	1
Hyde	58	189	3.3	19	0
Kessler	19	123	6.5	21	0
Westbrook	9	98	10.9	43	0
Grant	13	40	3.1	8	0
Williams	8	36	4.5	15	0
Wilds	6	15	2.5	5	0
Charles	6	7	1.2	5	0
Bohanon	1	0	0.0	0	0
Paul	1	-3	-3.0	-3	0
<b>Jaguars</b>	<b>416</b>	<b>1723</b>	<b>4.1</b>	<b>43</b>	<b>7</b>
<b>Opponents</b>	<b>434</b>	<b>1870</b>	<b>4.3</b>	<b>99t</b>	<b>16</b>

RECEIVING	NO	YDS	AVG	LG	TD
Westbrook	66	717	10.9	61t	5
Yeldon	55	487	8.9	37	4
Moncrief	48	668	13.9	80t	3
Cole	38	491	12.9	35	1
O'Shaughnessy	24	214	8.9	17	0
Fournette	22	185	8.4	31	1
Chark	14	174	12.4	38	0
Seferian-Jenkins	11	90	8.2	21	1
Paul	10	98	9.8	22	0
Hyde	4	4	1.0	6	0
Grant	9	67	7.4	16	0
Bell	8	67	8.4	16	0
Grinnage	6	61	10.2	24	0
Greene	6	60	10.0	12	0
Bohanon	6	41	6.8	12	0
Charles	2	7	3.5	5	0
<b>Jaguars</b>	<b>329</b>	<b>3431</b>	<b>10.4</b>	<b>80t</b>	<b>15</b>
<b>Opponents</b>	<b>312</b>	<b>3354</b>	<b>10.8</b>	<b>78t</b>	<b>17</b>

INTERCEPTIONS	NO	YDS	AVG	LG	TD
Ramsey	3	0	0.0	0	0
Smith	2	33	16.5	33t	1
Jack	1	32	32.0	32t	1
Harrison	1	14	14.0	14	0
Church	1	11	11.0	11	0
Hayden	1	10	10.0	10	0
Bouye	1	9	9.0	9	0
Gipson	1	8	8.0	8	0
<b>Jaguars</b>	<b>11</b>	<b>117</b>	<b>10.6</b>	<b>22t</b>	<b>2</b>
<b>Opponents</b>	<b>13</b>	<b>155</b>	<b>11.9</b>	<b>49</b>	<b>1</b>

PUNTING	NO	YDS	AVG	NET	TB	IN	LG	B
Cooke	86	3872	45.0	41.3	7	37	72	0
<b>Jaguars</b>	<b>86</b>	<b>3872</b>	<b>45.0</b>	<b>41.3</b>	<b>7</b>	<b>37</b>	<b>72</b>	<b>0</b>
<b>Opponents</b>	<b>79</b>	<b>3791</b>	<b>48.0</b>	<b>41.5</b>	<b>9</b>	<b>29</b>	<b>63</b>	<b>0</b>

PUNT RET.	NO	FC	YDS	AVG	LG	TD
Westbrook	19	13	266	14.0	74t	1
Mickens	12	2	59	4.9	16	0
Greene	2	1	16	8.0	8	0
Meeks	1	0	1	1.0	1	0
Chark	0	0	-8	-	-8	0
<b>Jaguars</b>	<b>34</b>	<b>16</b>	<b>334</b>	<b>9.8</b>	<b>74t</b>	<b>1</b>
<b>Opponents</b>	<b>37</b>	<b>18</b>	<b>184</b>	<b>5.0</b>	<b>30</b>	<b>0</b>

KICKOFF RET.	NO	YDS	AVG	LG	TD
Chark	7	186	26.6	47	0
Mickens	6	149	24.8	31	0
Greene	5	105	21.0	31	0
Westbrook	3	37	12.3	16	0
Bell	1	9	9.0	9	0
Bohanon	1	25	25.0	25	0
Grant	1	6	6.0	6	0
Moncrief	1	7	7.0	7	0
Paul	1	8	8.0	8	0
<b>Jaguars</b>	<b>31</b>	<b>721</b>	<b>23.3</b>	<b>42</b>	<b>0</b>
<b>Opponents</b>	<b>21</b>	<b>374</b>	<b>17.8</b>	<b>30</b>	<b>0</b>

FGs	1-19	20-29	30-39	40-49	50+
Lambo	0/0	4/4	8/8	3/4	4/5
Forbath	0/0	2/2	1/1	1/1	0/1
<b>Team</b>	<b>0/0</b>	<b>6/6</b>	<b>9/9</b>	<b>4/5</b>	<b>4/6</b>
<b>Opponents</b>	<b>0/0</b>	<b>8/8</b>	<b>10/10</b>	<b>7/9</b>	<b>2/4</b>

**Lambo:** (39G,39G), (28G), (46G,38G), (32G,22G,54G), (,), (,),(,)(50G,57G,33G,24G), (28G,52N,55G), (48G,38G,43G), (42N), (30G,37G),(,),(,),(,)

**Forbath:** (,),(,),(,),(,),(,),(,),(,),(,),(,),(,),(,),(,)(33G,41G),(56N,26G),(25G)

**Opponents:** (27G,31G,44G),(54N,29G,46G),(39G,48N,36G,28G),(27G,38G),(22G,42G,38G),(50G,46G,32G,55G),(44G,48G),(31G),(52N),(,),(22G),(,)(33G),(46G,33G,36G),(47N),(23G,24G)

**SACKS:** C. Campbell 10.5, Y. Ngakoue 9.5, M. Jackson 3.5, M. Jack 2.5, D. Fowler Jr. 2.0, T. Smith Sr. 1.0, D. Hayden 1.0, B. Church 1.0, M. Dareus 1.0, R. Harrison 1.0, A. Jones 1.0, T. Bryan 1.0, N. DeLuca 1.0, L. McCray 1.0

**Jaguars 37.0, Opponents 52.0**

**TACKLES (Solo-Assists-Total):** T. Smith Sr. (100-34-134), M. Jack (75-32-107), C. Campbell (53-19-72), J. Ramsey (62-3-65), A. Bouye (46-8-54), T. Gipson Sr. (44-10-54), D. Hayden (38-7-45), B. Church (32-6-38), M. Jackson (25-7-32), M. Dareus (23-9-32), R. Harrison (23-8-31), A. Jones (21-8-29), Y. Ngakoue (25-3-28), T. Bryan (13-7-20), L. Jacobs (12-5-17), J. Wilson (14-2-16), T. Patmon (12-2-14), D. Fowler Jr. (8-1-9), T. Herndon (6-1-7), N. DeLuca (5-2-7), Q. Meeks (4-0-4), D. Smoot (3-1-4), Ankou (2-2-4), L. Johnson (2-0-2), L. McCray (1-1-2)

### USUAL STARTING LINEUP

#### OFFENSE

QB	Blake Bortles (12)
RB	Leonard Fournette (8) T.J. Yeldon (5)
WR	Donte Moncrief (14)
WR	Keelan Cole (8)
TE	James O'Shaughnessy (8)
FB	Tommy Bohanon (8)
LT	Ereck Flowers (7) Josh Wells (4)
LG	Andrew Norwell (11)
C	Brandon Linder (9) Tyler Shatley (7)
RG	A.J. Cann (15)
RT	Jermey Parnell (13)

#### DEFENSE

DE	Yannick Ngakoue (16)
NT	Marcell Dareus (10) Abry Jones (6)
DT	Malik Jackson (10)
DE	Calais Campbell (16)
WLB	Telvin Smith Sr. (16)
MLB	Myles Jack (16)
CB	D.J. Hayden (5)
LCB	Jalen Ramsey (16)
RCB	A.J. Bouye (13)
FS	Tashaun Gipson Sr. (16)
SS	Barry Church (11)

PASSING	ATT	CMP	PCT	YDS	YDS/ATT	TD	INT	LG	SK/YDS	RTG
Bortles	403	243	63.0	2718	6.7	13	11	80t	31/173	79.8
Kessler	131	85	64.9	709	5.4	2	2	35	22/149	77.4
Cooke	1	1	100.0	4	4.0	0	0	4	0/0	83.3
Westbrook	1	0	0.0	0	0.0	0	0	0	0/0	39.6
<b>Jaguars</b>	<b>536</b>	<b>329</b>	<b>61.4</b>	<b>3431</b>	<b>6.4</b>	<b>15</b>	<b>13</b>	<b>80t</b>	<b>53/322</b>	<b>79.1</b>
<b>Opponents</b>	<b>499</b>	<b>312</b>	<b>62.5</b>	<b>3354</b>	<b>6.7</b>	<b>17</b>	<b>11</b>	<b>78t</b>	<b>37/241</b>	<b>84.4</b>



# SEASON RESULTS

## 2019 STATISTICS

HEAD COACH: DOUG MARRONE

RECORD: 6-10 (.375)

STANDINGS: 4TH, AFC SOUTH

DATE	OPPONENT	RESULT	ATT.
Sept. 8	Kansas City	L, 40-26	60,157
Sept. 15	at Houston	L, 13-12	71,651
<b>Sept. 19</b>	<b>Tennessee</b>	<b>W, 20-7</b>	<b>58,613</b>
<b>Sept. 29</b>	<b>at Denver</b>	<b>W, 26-24</b>	<b>76,219</b>
Oct. 6	at Carolina	L, 34-27	72,762
Oct. 13	New Orleans	L, 13-6	64,341
<b>Oct. 20</b>	<b>at Cincinnati</b>	<b>W, 27-17</b>	<b>42,784</b>
<b>Oct. 27</b>	<b>New York Jets</b>	<b>W, 29-15</b>	<b>57,833</b>
Nov. 3	Houston*	L, 26-3	84,771
Nov. 17	at Indianapolis	L, 33-13	61,986
Nov. 24	at Tennessee	L, 42-20	60,926
Dec. 1	Tampa Bay	L, 28-11	62,633
Dec. 8	LAC	L, 45-10	57,866
<b>Dec. 15</b>	<b>at Oakland</b>	<b>W, 20-16</b>	<b>52,788</b>
Dec. 22	at Atlanta	L, 24-12	70,873
<b>Dec. 29</b>	<b>Indianapolis</b>	<b>W, 38-20</b>	<b>58,472</b>

\* Wembley Stadium in London, U.K.

	JAGUARS	OPP.
<b>TOTAL FIRST DOWNS</b>	<b>298</b>	<b>340</b>
Rushing	85	114
Passing	183	193
Penalty	30	33
3rd Down: Made/Att	76/220	79/190
3rd Down Pct.	34.5%	41.6%
4th Down: Made/Att	12/25	5/11
4th Down Pct.	48.0%	45.5%
<b>POSSESSION AVG.</b>	<b>30:29</b>	<b>29:31</b>
<b>TOTAL NET YARDS</b>	<b>5468</b>	<b>6007</b>
Avg. Per Game	341.8	375.4
Total Plays	1020	999
Avg. Per Play	5.4	6.0
<b>NET YARDS RUSHING</b>	<b>1708</b>	<b>2229</b>
Avg. Per Game	106.8	139.3
Total Rushes	389	435
<b>NET YARDS PASSING</b>	<b>3760</b>	<b>3778</b>
Avg. Per Game	235.0	236.1
Sacked/Yards Lost	42/263	47/310
Gross Yards	4023	4088
Attempts/Completions	589/364	517/327
Completion Pct.	61.8%	63.2%
Had Intercepted	8	10
<b>PUNTS/AVERAGE</b>	<b>75/46.8</b>	<b>69/45.5</b>
<b>NET PUNTING AVG.</b>	<b>44.5</b>	<b>42.1</b>
<b>PENALTIES/YARDS</b>	<b>132/1165</b>	<b>102/883</b>
<b>FUMBLES/BALL LOST</b>	<b>21/12</b>	<b>21/9</b>
<b>TOUCHDOWNS</b>	<b>29</b>	<b>47</b>
Rushing	3	23
Passing	24	22
Returns	2	2

BY PERIODS	1	2	3	4	OT	PTS
Jaguars	60	59	65	116	0	300
Opponents	117	95	86	99	0	397

SCORING	TD	RU	PA	RT	PAT	FG	2PT	TP
Lambo	0	0	0	0	19/20	33/34	0	118
Chark	8	0	8	0	0/0	0/0	1	50
Conley	5	0	5	0	0/0	0/0	1	32
Westbrook	3	0	3	0	0/0	0/0	2	22
Fournette	3	3	0	0	0/0	0/0	0	18
Cole	3	0	3	0	0/0	0/0	0	18
Armstead	2	0	2	0	0/0	0/0	0	12
O'Shaughnessy	2	0	2	0	0/0	0/0	0	12
Campbell	1	0	0	1	0/0	0/0	0	6
O'Leary	1	0	1	0	0/0	0/0	0	6
Ngakoue	1	0	0	1	0/0	0/0	0	6
<b>Jaguars</b>	<b>29</b>	<b>3</b>	<b>24</b>	<b>2</b>	<b>19/20</b>	<b>33/34</b>	<b>4</b>	<b>300</b>
<b>Opponents</b>	<b>47</b>	<b>23</b>	<b>22</b>	<b>2</b>	<b>43/45</b>	<b>22/27</b>	<b>2</b>	<b>397</b>

RUSHING	NO	YDS	AVG	LG	TD
Fournette	265	1,152	3.3	19	5
Minshew	67	344	4.0	21	1
Armstead	35	108	6.3	41	1
Ozigbo	9	27	3.3	19	0
Westbrook	5	27	6.5	21	0
Foles	4	23	10.9	43	0
Chark Jr.	2	20	3.1	8	0
Cole	1	6	4.5	15	0
Lee	1	1	2.5	5	0
<b>Jaguars</b>	<b>389</b>	<b>1708</b>	<b>4.4</b>	<b>81</b>	<b>3</b>
<b>Opponents</b>	<b>435</b>	<b>1870</b>	<b>4.3</b>	<b>84t</b>	<b>23</b>

RECEIVING	NO	YDS	AVG	LG	TD
Fournette	76	522	6.9	27	0
Chark Jr.	73	1,008	13.8	69	8
Westbrook	66	660	10.0	39	3
Conley	47	775	16.5	70t	5
Cole	24	361	15.0	55	3
O'Shaughnessy	14	153	10.9	35	2
Armstead	14	144	10.3	31	2
Swaim	13	65	5.0	9	0
DeValve	12	140	11.7	20	0
O'Leary	9	72	8.0	15	1
Ozigbo	3	23	7.3	12	0
Lee	3	18	6.0	8	0
Oliver	3	15	5.0	6	0
Board	2	31	15.5	23	0
Walker	2	15	7.5	9	0
Koyack	1	9	9.0	9	0
Davis	1	7	7.0	7	0
Jones	1	5	5.0	5	0
<b>Jaguars</b>	<b>364</b>	<b>4023</b>	<b>11.1</b>	<b>70t</b>	<b>24</b>
<b>Opponents</b>	<b>327</b>	<b>4088</b>	<b>12.5</b>	<b>84t</b>	<b>22</b>

INTERCEPTIONS	NO	YDS	AVG	LG	TD
Herndon	3	0	0.0	0	0
Harrison	2	66	33.0	35	0
Wilson	2	4	2.0	4	0
Bouye	1	25	25.0	25	0
Ngakoue	1	23	23.0	23t	1
Jack	1	14	14.0	14	0
<b>Jaguars</b>	<b>10</b>	<b>132</b>	<b>13.2</b>	<b>35</b>	<b>1</b>
<b>Opponents</b>	<b>8</b>	<b>52</b>	<b>6.5</b>	<b>37</b>	<b>0</b>

PUNTING	NO	YDS	AVG	NET	TB	IN	LG	B
Cooke	75	3507	46.8	44.5	2	25	66	0
<b>Jaguars</b>	<b>75</b>	<b>3507</b>	<b>46.8</b>	<b>44.5</b>	<b>2</b>	<b>25</b>	<b>66</b>	<b>0</b>
<b>Opponents</b>	<b>69</b>	<b>3141</b>	<b>45.5</b>	<b>42.1</b>	<b>4</b>	<b>33</b>	<b>63</b>	<b>0</b>

PUNT RET.	NO	FC	YDS	AVG	LG	TD
Westbrook	23	18	132	5.7	43	0
Ervin	5	0	9	1.8	6	0
Walker	3	0	13	4.3	7	0
<b>Jaguars</b>	<b>31</b>	<b>18</b>	<b>154</b>	<b>5.0</b>	<b>43</b>	<b>0</b>
<b>Opponents</b>	<b>24</b>	<b>26</b>	<b>127</b>	<b>5.3</b>	<b>21</b>	<b>0</b>

KICKOFF RET.	NO	YDS	AVG	LG	TD
Walker	18	411	22.8	35	0
Ervin	5	107	21.4	25	0
Cole	3	110	36.7	59	0
Westbrook	3	37	12.3	16	0
<b>Jaguars</b>	<b>26</b>	<b>628</b>	<b>24.2</b>	<b>59</b>	<b>0</b>
<b>Opponents</b>	<b>32</b>	<b>690</b>	<b>21.6</b>	<b>61</b>	<b>0</b>

FGs	1-19	20-29	30-39	40-49	50+
Lambo	0/0	12/12	9/9	8/9	4/5
<b>Team</b>	<b>0/0</b>	<b>12/12</b>	<b>9/9</b>	<b>8/9</b>	<b>4/5</b>
<b>Opponents</b>	<b>0/0</b>	<b>8/8</b>	<b>8/8</b>	<b>4/7</b>	<b>2/4</b>

**Lambo:** (37G, 23G), (40G, 32G), (40G, 48G), (25G, 40G, 34G, 33G), (35G, 38G), (22G, 32G), (21G, 29G, 37G, 26G), (29G, 43G, 24G), (30G), (46N), (49G, 50G), (53G), (26G), (28G, 43G), (40G, 27G), (20G, 53G, 56G)

**Opponents:** (28G, 25G, 46G, 35G), (39G, 22G), (1), (33G), (56N, 46N), (47G, 21G), (38G), (1), (52G, 58N, 42G), (34N), (1), (25G, 37G), (40G), (33G, 34G, 27G, 45N), (42N, 23G), (20G, 50G)

**SACKS:** J. Hines-Allen 10.5, Y. Ngakoue 8.0, C. Campbell 6.5, D. Smoot 6.0, A. Jones 2.0, D. Hayden 2.0, L. Jacobs 2.0, T. Bryan 2.0, R. Harrison 2.0, A. Wingard 1.0, N. Goode 1.0, D. Payne 1.0, A. Calitro 1.0, M. Jack 0.5, M. Dareus 0.5

**Jaguars 46.0, Opponents 42.0**

**TACKLES (Solo-Assists-Total):** J. Wilson (52-21-73), R. Harrison (43-27-70), M. Jack (42-24-66), A. Bouye (50-15-65), D. Payne (35-25-60), C. Campbell (37-19-56), T. Herndon (41-13-54), Q. Williams (30-18-48), J. Hines-Allen (31-13-44), Y. Ngakoue (36-5-41), D. Hayden (32-9-41), A. Calitro (28-10-38), L. Jacobs (26-10, 36), T. Bryan (18-15-33), A. Jones (15-16-31), N. Goode (20-4-24), A. Wingard (14-5-19), D. Smoot (12-5-17), J. Ramsey (13-4-17), M. Dareus (8-5-13), A. Spence (8-3-11), B. Borders (6-1-7), C. Davis (2-3-5), D. Alexander (3-2-5), L. McCray (3-1-4), D. Russell (3-1-4), P. Nickerson (2-1-3), M. Gilchrist (2-0-2), C. Davis (1-0-1), B. Watson (1-0-1)

### USUAL STARTING LINEUP

#### OFFENSE

QB	Gardner Minshew (12)
RB	Leonard Fournette (15)
WR	DJ Chark Jr. (14)
WR	Chris Conley (14)
TE	Seth DeValve (6)
WR	Dede Westbrook (11)
LT	Cam Robinson (14)
LG	Andrew Norwell (16)
C	Brandon Linder (16)
RG	A.J. Cann (16)
RT	Jawaan Taylor (16)

#### DEFENSE

DE	Yannick Ngakoue (15)
NT	Abry Jones (15)
DT	Taven Bryan (8)
DE	Calais Campbell (16)
WLB	Quincy Williams (8)
MLB	Myles Jack (11)
CB	D.J. Hayden (8)
LCB	Tre Herndon (14)
RCB	A.J. Bouye (14)
FS	Jarrod Wilson (16)
SS	Ronnie Harrison (14)

PASSING	ATT	CMP	PCT	YDS	YDS/ATT	TD	INT	LG	SK/YDS	RTG
G. Minshew	470	285	3271	60.6%	7.0	21	6	70t	33/ 184	91.2
N. Foles	117	77	736	65.8%	6.3	3	2	39	8/ 60	84.6
L. Cooke	2	2	16	100.0%	8.0	0	0	9	1/ 19	100.0
<b>Jaguars</b>	<b>589</b>	<b>364</b>	<b>4023</b>	<b>61.8%</b>	<b>6.8</b>	<b>24</b>	<b>8</b>	<b>70t</b>	<b>42/ 263</b>	<b>90.0</b>
<b>Opponents</b>	<b>517</b>	<b>327</b>	<b>4088</b>	<b>63.2%</b>	<b>7.9</b>	<b>22</b>	<b>10</b>	<b>84t</b>	<b>47/ 310</b>	<b>93.8</b>





# SEASON RESULTS

## 2020 STATISTICS

HEAD COACH: DOUG MARRONE

RECORD: 1-15 (.063)

STANDINGS: 4TH, AFC SOUTH

DATE	OPPONENT	RESULT	ATT.
Sept. 13	Indianapolis	W, 27-20	14,100
Sept. 20	at Tennessee	L, 30-33	0
Sept. 24	Miami	L, 13-31	16,563
Oct. 4	at Cincinnati	L, 25-33	6,243
Oct. 6	at Houston	L, 14-30	12,413
Oct. 18	Detroit	L, 16-34	14,513
Oct. 25	at Los Angeles	L, 39-29	0
Nov. 8	Houston	L, 25-27	15,668
Nov. 15	at Green Bay	L, 20-24	0
Nov. 22	Pittsburgh	L, 3-27	17,244
Nov. 29	Cleveland	L, 25-27	15,926
Dec. 6	at Minnesota	L, 24-27	0
Dec. 8	Tennessee	L, 10-31	15,896
Dec. 15	at Baltimore	L, 14-40	0
Dec. 22	Chicago	L, 17-41	17,445
Dec. 29	at Indianapolis	L, 14-28	9,976

### TOTAL FIRST DOWNS

Rushing	80
Passing	205
Penalty	25
3rd Down: Made/Att	84/207
3rd Down Pct.	40.6%
4th Down: Made/Att	7/26
4th Down Pct.	26.9%

### POSSESSION AVG.

**27:37**

### TOTAL NET YARDS

**5218**

### AVG. PER GAME

326.1

### TOTAL PLAYS

997

### AVG. PER PLAY

5.2

### NET YARDS RUSHING

**1519**

### AVG. PER GAME

94.9

### TOTAL RUSHES

337

### NET YARDS PASSING

**3699**

### AVG. PER GAME

231.2

### SACKED/YARDS LOST

44/256

### GROSS YARDS

3955

### ATTEMPTS/COMPLETIONS

616/387

### COMPLETION PCT.

62.8%

### HAD INTERCEPTED

16

### PUNTS/AVERAGE

**65/46.9**

### NET PUNTING AVG.

**42.4**

### PENALTIES/YARDS

**107/1071**

### FUMBLES/BALL LOST

**16/19**

### TOUCHDOWNS

**37**

### RUSHING

9

### PASSING

25

### RETURNS

3

### BY PERIODS

**1 2 3 4 OT PTS**

Jaguars **45 94 76 91 0 306**

Opponents **104 164 125 96 3 492**

SCORING	TD	RU	PA	RT	PAT	FG	2PT	TP
Robinson	10	7	3	0	0/0	0/0	1	62
Cole	6	0	5	1	0/0	0/0	0	36
Rosas	0	0	0	0	9/9	8/11	0	33
Chark	5	0	5	0	0/0	0/0	0	30
Shenault	5	0	5	0	0/0	0/0	0	30
Lambo	0	0	0	0	8/10	5/5	0	23
McLaughlin	2	0	0	0	3/4	4/5	0	15
Johnson	2	0	2	0	0/0	0/0	1	14
Eifert	2	0	2	0	0/0	0/0	0	12
Conley	2	0	2	0	0/0	0/0	0	12
Thompson	1	0	1	0	0/0	0/0	0	6
Jaguars	<b>37</b>	<b>9</b>	<b>25</b>	<b>3</b>	<b>24/28</b>	<b>18/25</b>	<b>3</b>	<b>306</b>
Opponents	<b>57</b>	<b>23</b>	<b>34</b>	<b>0</b>	<b>51/55</b>	<b>31/39</b>	<b>1</b>	<b>492</b>

RUSHING	NO	YDS	AVG	LG	TD
Robinson	240	1070	4.5	47	7
Minshew	29	153	5.3	16	1
Ogunbowale	32	145	4.5	25	0
Shenault	18	91	5.1	17	0
Thompson	7	20	2.9	5	0
Glennon	6	17	2.8	4	0
Luton	1	13	13.0	13t	1
Reynolds	1	4	4.0	4	0
Godwin	1	3	3.0	3	0
Cole	1	2	2.0	2	0
Ozigbo	1	1	1.0	1	0
Jaguars	<b>337</b>	<b>1519</b>	<b>4.5</b>	<b>47</b>	<b>9</b>
Opponents	<b>517</b>	<b>2452</b>	<b>4.7</b>	<b>56</b>	<b>23</b>

RECEIVING	NO	YDS	AVG	LG	TD
Shenault Jr.	58	600	10.3	36	5
Cole	55	642	11.7	51	5
Chark	53	706	13.3	73t	5
Robinson	49	344	7.0	28	3
Conley	40	471	11.8	51	2
Eifert	36	349	9.7	28	2
O'Shaughnessy	28	262	9.4	26	0
Thompson	20	146	7.3	15	1
Johnson	18	272	15.1	46t	2
Ogunbowale	10	54	5.4	12	0
Ozigbo	9	42	4.7	12	0
Godwin	3	32	10.7	21	0
Saubert	3	16	5.3	9	0
Ellefsen	1	10	10.0	10	0
Westbrook	1	4	4.0	4	0
Reynolds	1	3	3.0	3	0
Miller	1	2	2.0	2	0
Minshew II	1	0	0	0	0
Jaguars	<b>387</b>	<b>3955</b>	<b>10.2</b>	<b>73t</b>	<b>25</b>
Opponents	<b>370</b>	<b>4322</b>	<b>11.7</b>	<b>78t</b>	<b>34</b>

INTERCEPTIONS	NO	YDS	AVG	LG	TD
Schoebert	3	45	15.0	43t	1
Wingard	2	31	15.5	19	0
S. Jones	2	1	0.5	1	0
Thomas	1	53	53.0	53	0
Wilson	1	48	48.0	48	0
Henderson	1	22	22.0	22	0
Jack	1	0	0.0	0	0
J. Jones	1	0	0.0	0	0
Jaguars	<b>12</b>	<b>200</b>	<b>16.7</b>	<b>53</b>	<b>1</b>
Opponents	<b>16</b>	<b>144</b>	<b>9.0</b>	<b>44</b>	<b>0</b>

PUNTING	NO	YDS	AVG	NET	TB	IN	LG	B
Cooke	56	2669	47.7	43.2	5	19	67	0
Colquitt	6	272	45.3	41.2	0	2	53	0
Rosas	3	110	36.7	29.0	0	0	44	0
Jaguars	<b>65</b>	<b>3051</b>	<b>46.9</b>	<b>42.4</b>	<b>5</b>	<b>21</b>	<b>67</b>	<b>0</b>
Opponents	<b>69</b>	<b>3141</b>	<b>45.5</b>	<b>42.1</b>	<b>4</b>	<b>19</b>	<b>61</b>	<b>1</b>

PUNT RET.	NO	FC	YDS	AVG	LG	TD
Cole	9	8	140	15.6	91t	1
Westbrook	4	1	44	11.0	13	0
Claybrooks	3	3	12	4.0	13	0
Quinn	1	0	6	6.0	6	0
Rusnak	1	0	3	3.0	3	0
Jaguars	<b>18</b>	<b>12</b>	<b>205</b>	<b>11.4</b>	<b>91t</b>	<b>1</b>
Opponents	<b>26</b>	<b>14</b>	<b>196</b>	<b>7.5</b>	<b>20</b>	<b>0</b>

KICKOFF RET.	NO	YDS	AVG	LG	TD
Claybrooks	13	289	22.2	39	0
Cottrell	7	123	17.6	30	0
Westbrook	4	89	22.3	26	0
Cole	3	80	26.7	40	0
Godwin	2	20	10.0	15	0
Miller	1	7	7.0	7	0
Jaguars	<b>30</b>	<b>608</b>	<b>20.5</b>	<b>40</b>	<b>0</b>
Opponents	<b>25</b>	<b>469</b>	<b>18.8</b>	<b>43</b>	<b>0</b>

PASSING	ATT	CMP	PCT	YDS	YDS/ATT	TD	INT	LG	SK/YDS	RTG
G. Minshew	470	285	3271	60.6%	7.0	21	6	70t	33/184	91.2
N. Foles	117	77	736	65.8%	6.3	3	2	39	8/60	84.6
L. Cooke	2	2	16	100.0%	8.0	0	0	9	1/19	100.0
Jaguars	<b>589</b>	<b>364</b>	<b>4023</b>	<b>61.8%</b>	<b>6.8</b>	<b>24</b>	<b>8</b>	<b>70t</b>	<b>42/263</b>	<b>90.0</b>
Opponents	<b>517</b>	<b>327</b>	<b>4088</b>	<b>63.2%</b>	<b>7.9</b>	<b>22</b>	<b>10</b>	<b>84t</b>	<b>47/310</b>	<b>93.8</b>

FGs	1-19	20-29	30-39	40-49	50+
Rosas	0/0	3/3	2/2	0/1	3/5
McLaughlin	0/0	1/1	1/1	1/1	1/2
Lambo	0/0	0/0	2/2	1/1	2/2
Brown	0/0	0/0	1/2	0/0	0/0
Hauschka	0/0	0/1	0/0	0/1	0/0
Team	<b>0/0</b>	<b>4/5</b>	<b>6/7</b>	<b>2/4</b>	<b>6/9</b>
Opponents	<b>0/0</b>	<b>6/6</b>	<b>11/12</b>	<b>11/14</b>	<b>3/7</b>

Lambo: (50G, 46G), (35G), (40G, 48G), (59G, 30G)

Rosas: (50G, 32G, 30G, 20G, 48N), (54G, 24G, 54N), (53G, 53N), (26G)

Hauschka: (49N, 24N)

Brown: (31G, 32N)

McLaughlin: (52G, 31G), (41G), (22G, 62N)

Opponents: (38G, 25G, 30N), (51G, 49G), (30G), (46G, 40G, 35G, 30G), (46G, 36G, 33G), (41G, 31G, 57N), (35G, 35G, 48N), (54G, 30G), (39G), (47G, 44G, 45N), (24G, 45G), (48G, 23G, 51N), (53G), (46G, 57N), (20G, 40G), (24G, 22G, 56N, 49N)

SACKS: D. Smoot 5.5, J. Schoebert 2.5, J. Hines-Allen 2.5, D. Hamilton 1.0, D. Ekuale 1.0, T. Herndon 1.0, K. Chaisson 1.0, J. Giles-Harris 1.0, M. Jack 1.0, A. Lynch 1.0, T. Bryan 0.5

Jaguars 18.0, Opponents 43.0

TACKLES (Solo-Assists-Total): J. Schoebert (84-57-141), M. Jack (72-46-118), J. Jones (59-24-83), T. Herndon (64-12-76), J. Wilson (45-24-69), A. Wingard (30-12-42), C. Claybrooks (32-6-38), A. Gotsis (18-19-37), C. Henderson (27-9-36), D. Costin (12-20-32), D. Hamilton (14-16-30), D. Smoot (21-4-25), S. Jones (20-5-25), G. Mabin (20-1-21), K. Chaisson (12-7-19), B. Rusnak (12-7-19), D. Hayden (15-3-18), T. Bryan (10-8-18), J. Giles-Harris (8-10-18), D. Thomas (13-2-15)

### USUAL STARTING LINEUP

#### OFFENSE

QB	Gardner Minshew II (8)
RB	James Robinson (14)
WR	DJ Chark Jr. (12)
WR	Laviska Shenault Jr. (14)
TE	James O'Shaughnessy (13)
WR	Keelan Cole Sr. (5)
LT	Cam Robinson (16)
LG	Andrew Norwell (13)
C	Brandon Linder (10)
RG	A.J. Cann (15)
RT	Jawaan Taylor (16)

#### DEFENSE

DE	Josh Hines-Allen (7)
NT	Abry Jones (5)
DT	Taven Bryan (8)
DE	



# SEASON RESULTS

## 2021 STATISTICS

HEAD COACH: URBAN MEYER

RECORD: 3-14 (.176)

STANDINGS: 4TH, AFC SOUTH

DATE	OPPONENT	RESULT	ATT.
Sept. 12	at Houston	L, 37-21	68,105
Sept. 19	Denver	L, 23-13	58,461
Sept. 26	Arizona	L, 31-19	58,012
Sept. 30	at Cincinnati	L, 24-21	63,198
Oct. 10	Tennessee	L, 37-19	58,282
Oct. 17	* Miami	W, 23-20	60,784
Oct. 31	at Seattle	L, 31-7	67,243
Nov. 7	Buffalo	W, 9-6	63,110
Nov. 14	at Indianapolis	L, 23-17	60,622
Nov. 21	San Francisco	L, 30-10	60,268
Nov. 28	Atlanta	L, 21-14	60,031
Dec. 5	at L.A. Rams	L, 37-7	70,801
Dec. 12	at Tennessee	L, 20-0	67,808
Dec. 19	Houston	L, 30-16	60,252
Dec. 26	at New York Jets	L, 26-21	67,120
Jan. 2	at New England	L, 50-10	65,878
Jan. 9	Indianapolis	W, 26-11	60,516

\* Tottenham Stadium in London, U.K.

	JAGUARS	OPP.
<b>TOTAL FIRST DOWNS</b>	<b>304</b>	<b>351</b>
Rushing	92	124
Passing	178	198
Penalty	34	29
3rd Down: Made/Att	76/212	95/221
3rd Down Pct.	36%	43%
4th Down: Made/Att	18/31	14/21
4th Down Pct.	58.0%	67%
<b>POSSESSION AVG.</b>	<b>29:29</b>	<b>34:43</b>
<b>TOTAL NET YARDS</b>	<b>5191</b>	<b>6002</b>
Avg. Per Game	305.4	353.1
Total Plays	1028	1068
Avg. Per Play	5.0	5.6
<b>NET YARDS RUSHING</b>	<b>1755</b>	<b>2127</b>
Avg. Per Game	103.2	125.1
Total Rushes	392	493
<b>NET YARDS PASSING</b>	<b>3436</b>	<b>3875</b>
Avg. Per Game	216.1	241.8
Sacked/Yards Lost	32/238	32/236
Gross Yards	3674	4111
Attempts/Completions	604/361	543/377
Completion Pct.	60%	69%
Had Intercepted	17	7
<b>PUNTS/AVERAGE</b>	<b>72/46.3</b>	<b>64/45.0</b>
<b>NET PUNTING AVG.</b>	<b>43.0</b>	<b>40.3</b>
<b>PENALTIES/YARDS</b>	<b>104/856</b>	<b>104/879</b>
<b>FUMBLES/BALL LOST</b>	<b>29/12</b>	<b>9/2</b>
<b>TOUCHDOWNS</b>	<b>28</b>	<b>52</b>
Rushing	13	22
Passing	12	24
Returns	1	3

BY PERIODS	1	2	3	4	OT	PTS
Jaguars	48	82	44	79	0	253
Opponents	119	129	116	93	0	457

SCORING	TD	RU	PA	RT	PAT	FG	2PT	TP
Wright	0	0	0	0	13/15	21/24	0	76
Robinson	8	8	1	0	0/0	0/0	0	48
Jones Jr.	4	0	4	0	0/0	0/0	0	24
Agnew	4	1	1	0	0/0	0/0	0	24
Lawrence	2	2	0	0	0/0	0/0	0	12
Chark	2	0	2	0	0/0	0/0	0	12
Richardson Jr.	1	0	0	0	0/0	0/0	0	6
Austin	1	0	1	0	0/0	0/0	0	6
Treadwell	1	0	1	0	0/0	0/0	0	6
Hollister	1	0	1	0	0/0	0/0	0	6
Manhertz	1	0	0	0	0/0	0/0	0	6
Hyde	1	1	0	0	0/0	0/0	0	6
Lambo	0	0	0	7	0/3	5/7	0	5
O'Shaughnessy	0	0	0	0	0/0	0/0	1	2
Arnold	0	0	0	0	0/0	0/0	1	2
<b>Jaguars</b>	<b>28</b>	<b>13</b>	<b>12</b>	<b>22</b>	<b>18/22</b>	<b>21/27</b>	<b>2</b>	<b>253</b>
<b>Opponents</b>	<b>52</b>	<b>22</b>	<b>24</b>	<b>50</b>	<b>41/47</b>	<b>32/36</b>	<b>1</b>	<b>457</b>

RUSHING	NO	YDS	AVG	LG	TD
Robinson	164	767	4.7	58	8
Lawrence	73	334	4.6	26	2
Hyde	72	253	3.5	18	1
Ogunbowale	43	137	3.2	12	1
Agnew	7	111	15.9	66	1
Armstead	15	80	5.3	26	0
Shenault Jr.	11	41	3.7	11	0
Austin	3	21	7.0	8	0
Sargent	3	7	2.3	3	0
Cottrell	1	3	3.0	3	0
Beathard	1	2	2.0	4	0
<b>Jaguars</b>	<b>394</b>	<b>1755</b>	<b>4.5</b>	<b>66</b>	<b>13</b>
<b>Opponents</b>	<b>493</b>	<b>2127</b>	<b>4.3</b>	<b>52t</b>	<b>22</b>

RECEIVING	NO	YDS	AVG	LG	TD
Jones Jr.	73	832	11.4	33	4
Shenault Jr.	63	619	9.8	58	0
Treadwell	33	434	13.2	41	1
Arnold	28	324	11.6	28	0
O'Shaughnessy	24	244	10.2	30	0
Agnew	24	229	9.5	29	1
Robinson	31	222	7.2	26	0
Austin	24	213	8.9	25	1
Chark	7	154	22.0	41	2
Ogunbowale	13	114	8.8	28	1
Manhertz	6	71	11.8	22	1
Hyde	12	65	5.4	9	0
Farrell	7	56	8.0	21	0
Hollister	9	55	6.1	11	1
Dorsett II	2	43	21.5	33	0
Johnson	2	16	8.0	10	0
Armstead	3	16	5.3	9	0
Mickens	2	10	5.0	12	0
<b>Jaguars</b>	<b>363</b>	<b>3717</b>	<b>10.2</b>	<b>58</b>	<b>12</b>
<b>Opponents</b>	<b>377</b>	<b>4111</b>	<b>10.9</b>	<b>55</b>	<b>24</b>

INTERCEPTIONS	NO	YDS	AVG	LG	TD
Campbell	2	3	1.5	3	0
Allen	1	11	11.0	11	0
Ford	1	8	8.0	8	0
Lawson	1	11	11.0	11	0
Wilson	1	1	1.0	1	0
Wingard	1	23	23.0	23	0
<b>Jaguars</b>	<b>7</b>	<b>57</b>	<b>13.2</b>	<b>23</b>	<b>0</b>
<b>Opponents</b>	<b>17</b>	<b>165</b>	<b>9.7</b>	<b>33</b>	<b>1</b>

PUNTING	NO	YDS	AVG	NET	TB	IN	LG	B
Cooke	64	3026	47.3	43.6	1	28	68	1
<b>Jaguars</b>	<b>64</b>	<b>3026</b>	<b>47.3</b>	<b>43.6</b>	<b>1</b>	<b>28</b>	<b>68</b>	<b>0</b>
<b>Opponents</b>	<b>64</b>	<b>2882</b>	<b>45.0</b>	<b>40.7</b>	<b>6</b>	<b>20</b>	<b>59</b>	<b>0</b>

PUNT RET.	NO	FC	YDS	AVG	LG	TD
Agnew	11	18	74	6.7	14	0
Mickens	6	0	82	13.7	48	0
Austin	2	0	3	1.5	3	0
<b>Jaguars</b>	<b>19</b>	<b>30</b>	<b>159</b>	<b>8.4</b>	<b>48</b>	<b>0</b>
<b>Opponents</b>	<b>22</b>	<b>30</b>	<b>180</b>	<b>8.2</b>	<b>27</b>	<b>3</b>

KICKOFF RET.	NO	YDS	AVG	LG	TD
Agnew	22	525	23.9	102	1
Mickens	8	173	21.6	29	0
Claybrooks	5	88	17.6	25	0
Arnold	1	13	13.0	13	0
<b>Jaguars</b>	<b>36</b>	<b>799</b>	<b>22.2</b>	<b>102</b>	<b>1</b>
<b>Opponents</b>	<b>38</b>	<b>1115</b>	<b>29.3</b>	<b>102</b>	<b>3</b>

PASSING	ATT	CMP	PCT	YDS	YDS/ATT	TD	INT	LG	SK/YDS	RTG
T. Lawrence	602	359	59.6%	3,641	6.0	12	17	58	32/238	71.9
C. Beathard	2	2	100%	33	16.5	0	0	28	0/0	118.8
<b>Jaguars</b>	<b>604</b>	<b>361</b>	<b>60%</b>	<b>3,674</b>	<b>5.69</b>	<b>12</b>	<b>17</b>	<b>58</b>	<b>32/238</b>	<b>72.1</b>
<b>Opponents</b>	<b>543</b>	<b>327</b>	<b>69%</b>	<b>4,111</b>	<b>7.14</b>	<b>24</b>	<b>7</b>	<b>43</b>	<b>32/236</b>	<b>100.8</b>

FGs	1-19	20-29	30-39	40-49	50+
Lambo	0/0	0/0	0/0	0/1	0/2
Wright	0/0	7/7	7/7	3/4	4/6
<b>Team</b>	<b>0/0</b>	<b>7/7</b>	<b>7/7</b>	<b>3/5</b>	<b>4/8</b>
<b>Opponents</b>	<b>0/0</b>	<b>10/10</b>	<b>8/8</b>	<b>12/14</b>	<b>2/4</b>

Lambo: (55N), (48N, 52N)

Wright: (53N), (40G, 53G, 54G), (55G, 39G, 21G, 42N, 47N), (56G, 51N), (30G), (22G, 34G), (22G, 35G, 38G), (21G, 40G, 45G), (29G), (20G, 22G, 31G, 39G)

Opponents: (25G, 26G, 40G), (32G, 40G, 46G), (34G), (35G, 43N), (34G), (24G, 33G, 58N), (31G), (24G, 41G), (24G, 29G, 37G), (20G, 45G, 48G), (40G, 37G, 44G), (29G, 44G, 47N), (25G, 51G, 52G), (20G, 42G), (43G), (41G)

SACKS: J. Hines-Allen 7.5, D. Smoot 6.0, R. Robertson-Harris 3.0, D. Wilson 3.0, A. Gotsis 3.0, T. Bryan 2.0, M. Brown 2.0, J. Ward 2.0, K. Chaisson 1.0, D. Hamilton 1.0, A. Wingard 1.0, Ford 0.5

Jaguars 32.0, Opponents 32.0

TACKLES (Solo-Assists-Total): M. Jack (62-46-108), D. Wilson (57-47-104), A. Wingard (56-30-86), T. Campbell (49-24-73), J. Hines-Allen (46-25-71), R. Jenkins (49-17-66), M. Brown (30-27-57), R. Ford (37-13-50), S. Griffin (36-13-49), (26-20-46), R. Robertson-Harris (21-16-37), D. Smoot (22-14-36), J. Ward (10-22-32), K. Chaisson (20-11-31), N. Lawson (20-7-27), A. Gotsis (20-7-27), S. Quarterman (13-12-25), D. Thomas (16-8-24), C. Claybrooks (13-9-22), A. Cisco (17-4-21), T. Herndon (12-5-17), T. Bryan (10-5-15), C. Russell (8-6-14), C. Henderson (6-2-8), L. McCray (4-2-6), D. Allen (1-4-5), D. Allen (1-4-5), J. Jones (1-2-3), J. Tufele (1-1-2), B. McDougald (0-2-2), D. Costin (1-0-1)

### USUAL STARTING LINEUP

#### OFFENSE

QB	Trevor Lawrence (17)
RB	James Robinson (14)
WR	Laviska Shenault Jr. (4)
WR	Marvin Jones Jr. (17)
TE	Chris Manhertz (10)
WR	Laquon Treadwell (7)
LT	Cam Robinson (14)
LG	Andrew Norwell (17)
C	Brandon Linder (9)
RG	Ben Barch (15)
RT	Jawaan Taylor (17)

#### DEFENSE

DE	Roy Robertson-Harris (15)
NT	DaVon Hamilton (8)
DT	Malcom Brown (8)
DE/OLB	Josh Hines-Allen (16)
DE/OLB	Dawuane Smoot (16)
MIKE	Damien Wilson (17)
WILL	Myles Jack (16)
CB	Shaquill Griffin (14)
CB	Tyson Campbell (15)
FS	Andrew Wingard (15)
SS	Rayshawn Jenkins (14)



# SEASON RESULTS

## 2022 STATISTICS

HEAD COACH: DOUG PEDERSON

RECORD: 9-8 (.529)

STANDINGS: 1st, AFC SOUTH

DATE	OPPONENT	RESULT	ATT.
Sept. 11	at Washington	L, 22-28	58,192
<b>Sept. 18</b>	<b>Indianapolis</b>	<b>W, 24-0</b>	<b>58,360</b>
<b>Sept. 25</b>	<b>at L.A. Chargers</b>	<b>W, 38-10</b>	<b>67,964</b>
Oct. 2	at Philadelphia	L, 21-29	69,870
Oct. 9	Houston	L, 6-13	60,018
Oct. 16	at Indianapolis	L, 27-34	65,749
Oct. 23	N.Y. Giants	L, 31-7	65,664
Oct. 30	* Denver	L, 17-21	86,215
<b>Nov. 6</b>	<b>Las Vegas</b>	<b>W, 27-20</b>	<b>62,758</b>
Nov. 13	at Kansas City	L, 17-27	73,493
<b>Nov. 27</b>	<b>Baltimore</b>	<b>W, 28-27</b>	<b>59,560</b>
Dec. 4	at Detroit	L, 14-40	60,743
<b>Dec. 11</b>	<b>at Tennessee</b>	<b>W, 36-22</b>	<b>68,409</b>
<b>Dec. 18</b>	<b>Dallas</b>	<b>W, 40-34 (OT)</b>	<b>69,050</b>
<b>Dec. 22</b>	<b>at N.Y. Jets</b>	<b>W, 19-3</b>	<b>70,043</b>
<b>Jan. 1</b>	<b>at Houston</b>	<b>W, 31-3</b>	<b>64,581</b>
<b>Jan. 7</b>	<b>Tennessee</b>	<b>W, 20-16</b>	<b>70,050</b>

\* Wembley Stadium in London, U.K.

	JAGUARS	OPP.
<b>TOTAL FIRST DOWNS</b>	<b>352</b>	<b>350</b>
Rushing	114	114
Passing	208	211
Penalty	30	25
3rd Down: Made/Att	90/215	95/220
3rd Down Pct.	41.9%	43.2%
4th Down: Made/Att	14/27	10/31
4th Down Pct.	51.9%	32.3%
<b>POSSESSION AVG.</b>	<b>29:42</b>	<b>30:18</b>
<b>TOTAL NET YARDS</b>	<b>6075</b>	<b>6006</b>
Avg. Per Game	357.4	353.3
Total Plays	1072	1106
Avg. Per Play	5.7	5.4
<b>NET YARDS RUSHING</b>	<b>2116</b>	<b>1951</b>
Avg. Per Game	124.5	114.8
Total Rushes	448	470
<b>NET YARDS PASSING</b>	<b>3959</b>	<b>4055</b>
Avg. Per Game	232.9	238.5
Sacked/Yards Lost	28/189	35/203
Gross Yards	4148	4258
Attempts/Completions	596/394	601/385
Completion Pct.	66.1%	64.1%
Had Intercepted	9	14
<b>PUNTS/AVERAGE</b>	<b>58/49.3</b>	<b>60/46.5</b>
<b>NET PUNTING AVG.</b>	<b>43.8</b>	<b>41</b>
<b>PENALTIES/YARDS</b>	<b>90/674</b>	<b>90/683</b>
<b>FUMBLES/BALL LOST</b>	<b>19/13</b>	<b>23/13</b>
<b>TOUCHDOWNS</b>	<b>45</b>	<b>39</b>
Rushing	16	14
Passing	25	25
Returns	4	0

BY PERIODS	1	2	3	4	OT	PTS
Jaguars	69	123	105	101	6	404
Opponents	75	128	45	102	0	350

SCORING	TD	RU	PA	RT	PAT	FG	2PT	TP
Patterson	0	0	0	0	36/37	30/35	0	126
Kirk	8	0	8	0	0/0	0/0	0	48
Z. Jones	5	0	5	0	0/0	0/0	1	32
Etienne	5	5	0	0	0/0	0/0	1	32
Lawrence	5	5	0	0	0/0	0/0	0	30
Engram	4	0	4	0	0/0	0/0	1	26
Robinson	4	3	1	0	0/0	0/0	0	24
Agnew	3	0	3	0	0/0	0/0	1	20
M. Jones Jr.	3	0	3	0	0/0	0/0	0	18
Hasty	3	2	1	0	0/0	0/0	0	18
Allen	1	0	0	1	0/0	0/0	0	6
Jenkins	1	0	0	1	0/0	0/0	0	6
Cisco	1	0	0	1	0/3	5/7	0	6
Ty. Campbell	1	0	0	1	0/0	0/0	1	6
Conner	1	1	0	0	0/0	0/0	1	6
<b>Jaguars</b>	<b>45</b>	<b>16</b>	<b>25</b>	<b>4</b>	<b>36/37</b>	<b>30/35</b>	<b>4</b>	<b>404</b>
<b>Opponents</b>	<b>39</b>	<b>14</b>	<b>25</b>	<b>0</b>	<b>30/32</b>	<b>26/27</b>	<b>4</b>	<b>350</b>

RUSHING	NO	YDS	AVG	LG	TD
Etienne	220	1,125	5.1	62t	5
Robinson	81	340	4.2	50t	3
Lawrence	62	291	4.7	24	5
Hasty	46	194	4.2	61t	2
Agnew	12	86	7.2	30	0
Conner	12	42	3.5	8	1
Z. Jones	4	18	4.5	14	0
Engram	2	13	6.5	13	0
Kirk	5	11	2.2	5	0
Beathard	4	-4	-1.0	-1	0
<b>Jaguars</b>	<b>448</b>	<b>2,116</b>	<b>4.7</b>	<b>62t</b>	<b>16</b>
<b>Opponents</b>	<b>470</b>	<b>1,951</b>	<b>4.2</b>	<b>50</b>	<b>14</b>

RECEIVING	NO	YDS	AVG	LG	TD
Kirk	73	832	11.4	33	4
Z. Jones	63	619	9.8	58	0
Engram	33	434	13.2	41	1
M. Jones Jr.	28	324	11.6	28	0
Etienne	24	244	10.2	30	0
Agnew	24	229	9.5	29	1
Hasty	31	222	7.2	26	0
Arnold	24	213	8.9	25	1
Robinson	7	154	22.0	41	2
Manhertz	13	114	8.8	28	1
Farrell	6	71	11.8	22	1
T. Jones	12	65	5.4	9	0
<b>Jaguars</b>	<b>394</b>	<b>4,148</b>	<b>10.5</b>	<b>59t</b>	<b>25</b>
<b>Opponents</b>	<b>385</b>	<b>4,258</b>	<b>11.1</b>	<b>62</b>	<b>25</b>

INTERCEPTIONS	NO	YDS	AVG	LG	TD
Cisco	3	72	24.0	59t	1
Jenkins	3	64	21.3	52t	1
Lloyd	3	42	14.0	19	0
Campbell	3	32	10.7	29	0
Wingard	1	13	13.0	13	0
Walker	1	9	9.0	9	0
<b>Jaguars</b>	<b>14</b>	<b>232</b>	<b>16.6</b>	<b>59t</b>	<b>2</b>
<b>Opponents</b>	<b>9</b>	<b>60</b>	<b>6.7</b>	<b>29</b>	<b>0</b>

PUNTING	NO	YDS	AVG	NET	TB	IN	LG	B
Cooke	58	2,862	49.3	43.8	6	24	70	0
<b>Jaguars</b>	<b>58</b>	<b>2,862</b>	<b>49.3</b>	<b>43.8</b>	<b>6</b>	<b>24</b>	<b>70</b>	<b>0</b>
<b>Opponents</b>	<b>60</b>	<b>2,788</b>	<b>46.5</b>	<b>41.0</b>	<b>5</b>	<b>21</b>	<b>60</b>	<b>0</b>

PUNT RET.	NO	FC	YDS	AVG	LG	TD
Agnew	25	12	74	8.2	22	0
Kirk	4	2	82	6.3	10	0
<b>Jaguars</b>	<b>29</b>	<b>14</b>	<b>230</b>	<b>7.9</b>	<b>22</b>	<b>0</b>
<b>Opponents</b>	<b>29</b>	<b>10</b>	<b>203</b>	<b>7.0</b>	<b>19</b>	<b>0</b>

KICKOFF RET.	NO	YDS	AVG	LG	TD
Agnew	21	547	26.0	54	0
Hasty	4	97	24.3	29	0
Claybrooks	4	77	19.3	22	0
<b>Jaguars</b>	<b>29</b>	<b>721</b>	<b>24.9</b>	<b>54</b>	<b>0</b>
<b>Opponents</b>	<b>29</b>	<b>882</b>	<b>21.5</b>	<b>39</b>	<b>0</b>

PASSING	ATT	CMP	PCT	YDS	YDS/ATT	TD	INT	LG	SK/YDS	RTG
T. Lawrence	584	387	66.3%	4,113	7.0	25	8	59t	27/184	95.2
C. Beathard	11	7	63.6%	35	3.2	0	1	11	1/5	30.5
C. Kirk	1	0	0.0%	0	0.0	0	0	0	0/0	39.6
<b>Jaguars</b>	<b>596</b>	<b>394</b>	<b>66.1%</b>	<b>4,148</b>	<b>7.0</b>	<b>25</b>	<b>9</b>	<b>59t</b>	<b>28/189</b>	<b>93.8</b>
<b>Opponents</b>	<b>601</b>	<b>385</b>	<b>64.1%</b>	<b>4,258</b>	<b>7.1</b>	<b>25</b>	<b>14</b>	<b>62</b>	<b>35/203</b>	<b>89.2</b>

FGs	1-19	20-29	30-39	40-49	50+
Patterson	0/0	8/8	10/11	10/13	2/3
<b>Team</b>	<b>0/0</b>	<b>8/8</b>	<b>10/11</b>	<b>10/13</b>	<b>2/3</b>
<b>Opponents</b>	<b>0/0</b>	<b>7/7</b>	<b>8/8</b>	<b>5/5</b>	<b>6/7</b>

**Patterson:** (33G, 37N, 43G, 45G), (52G), (22G, 23G, 23G), (26G, 45G), (27G), (37G), (44G, 41N, 48G), (51N, 41N, 35G), (22G, 29G), (31G, 42G), (37G, 43G, 33G), (33G, 48G), (32G, 45G, 44N, 41G, 37G), (53G), (26G, 36G)

**SACKS:** J. Hines-Allen 7.0, D. Smoot 5.0, A. Key 4.5, T. Walker 3.5, R. Robertson-Harris 3.0, D. Hamilton 2.5, F. Oluokun 2.0, F. Fatukasi 1.5, A. Gotsis 1.5, C. Muma 1.5, K. Chaisson 1.0, A. Cisco 1.0, R. Jenkins 1.0

**Jaguars 35.0, Opponents 27.0**

**TACKLES (Solo-Assists-Total):** F. Oluokun (128-56-184), D. Lloyd (59-56-115), R. Jenkins (71-41-112), A. Cisco (46-24-70), T. Campbell (55-15-70), J. Hines-Allen (35-22-57), D. Hamilton (27-29-56), D. Williams (35-18-53), T. Walker (24-25-49), R. Robertson-Harris (28-17-45), C. Muma (23-15-38), T. Herndon (27-7-34), S. Griffin (23-6-29), A. Key (16-11-27), F. Fatukasi (13-11-24), A. Wingard (19-4-23), D. Smoot (14-7-21), C. Peters (11-9-20), A. Gotsis (8-9-17), K. Chaisson (6-3-9), G. Junior (4-2-6), M. Brown (4-1-5), S. Quarterman (3-1-4), Te. Campbell (3-0-3), C. Claybrooks (3-0-3), D. Thomas (2-1-3), D. Dixon (0-1-1)

### USUAL STARTING LINEUP

#### OFFENSE

QB	Trevor Lawrence (17)
RB	Travis Etienne (12)
WR	Christian Kirk (17)
WR	Zay Jones (15)
TE	Evan Engram (14)
WR	Marvin Jones Jr. (10)
LT	Cam Robinson (14)
LG	Tyler Shatley (12)
C	Luke Fortner (17)
RG	Brandon Scherff (17)
RT	Jawaan Taylor (17)

#### DEFENSE

DE	Roy Robertson-Harris (17)
NT	DaVon Hamilton (14)
DT	Foley Fatukasi (13)
DE/OLB	Josh Hines-Allen (17)
DE/OLB	Travon Walker (15)
MIKE	Devin Lloyd (15)
WILL	Foye Oluokun (17)
CB	Darius Williams (12)
CB	Tyson Campbell (17)
FS	Andre Cisco (15)
SS	Rayshawn Jenkins (17)



# SEASON RESULTS

## 2023 STATISTICS

HEAD COACH: DOUG PEDERSON

RECORD: 9-8 (.529)

STANDINGS: 2ND, AFC SOUTH

DATE	OPPONENT	RESULT	ATT.
Sept. 10	at Indianapolis	W, 31-21	65,749
Sept. 17	Kansas City	L, 17-9	69,615
Sept. 24	Houston	L, 37-17	61,466
Oct. 1	* Atlanta	W, 23-7	85,716
Oct. 8	*at Buffalo	W, 25-20	61,273
Oct. 15	Indianapolis	W, 37-20	64,851
Oct. 19	at New Orleans	W, 31-24	70,009
Oct. 29	at Pittsburgh	W, 20-10	67,225
Nov. 12	San Francisco	L, 34-3	69,271
Nov. 19	Tennessee	W, 34-14	67,175
Nov. 26	at Houston	W, 24-21	71,324
Dec. 4	Cincinnati	L, 34-31 (OT)	67,951
Dec. 10	at Cleveland	L, 31-27	67,431
Dec. 17	Baltimore	L, 23-7	68,021
Dec. 24	at Tampa Bay	L, 30-12	62,547
Dec. 31	Carolina	W, 26-0	67,215
Jan. 7	at Tennessee	L, 28-20	63,744

\*Game held in London, U.K.

	JAGUARS	OPP.
<b>TOTAL FIRST DOWNS</b>	<b>336</b>	<b>314</b>
Rushing	98	99
Passing	199	198
Penalty	39	17
3rd Down: Made/Att	87/228	84/230
3rd Down Pct.	38.2%	36.5%
4th Down: Made/Att	13/29	21/41
4th Down Pct.	44.8%	51.2%
<b>POSSESSION AVG.</b>	<b>30:40</b>	<b>29:20</b>
<b>TOTAL NET YARDS</b>	<b>5772</b>	<b>5828</b>
Avg. Per Game	339.5	342.8
Total Plays	1114	1078
Avg. Per Play	5.2	5.4
<b>NET YARDS RUSHING</b>	<b>1646</b>	<b>1752</b>
Avg. Per Game	96.8	103.1
Total Rushes	453	421
<b>NET YARDS PASSING</b>	<b>4126</b>	<b>4076</b>
Avg. Per Game	242.7	239.8
Sacked/Yards Lost	41/251	40/279
Gross Yards	4377	4355
Attempts/Completions	620/412	617/404
Completion Pct.	66.5%	65.5%
Had Intercepted	14	16
<b>PUNTS/AVERAGE</b>	<b>61/47.4</b>	<b>71/47.0</b>
<b>NET PUNTING AVG.</b>	<b>43.8</b>	<b>41.9</b>
<b>PENALTIES/YARDS</b>	<b>83/644</b>	<b>108/961</b>
<b>FUMBLES/BALL LOST</b>	<b>28/16</b>	<b>18/11</b>
<b>TOUCHDOWNS</b>	<b>41</b>	<b>44</b>
Rushing	17	15
Passing	22	27
Returns	2	2

BY PERIODS	1	2	3	4	OT	PTS
Jaguars	61	106	104	106	0	377
Opponents	43	109	104	112	3	371

SCORING	TD	RU	PA	RT	PAT	FG	2PT	TP
McManus	0	0	0	0	35/35	30/37	0	125
Etienne Jr.	12	11	1	0	0/0	0/0	2	76
Ridley	8	0	8	0	0/0	0/0	1	50
Engram	4	0	4	0	0/0	0/0	0	24
Lawrence	4	4	0	0	0/0	0/0	0	24
Kirk	3	0	3	0	0/0	0/0	0	18
Biggsby	2	2	0	0	0/0	0/0	0	12
Z. Jones	2	0	2	0	0/0	0/0	0	12
Washington	2	0	2	0	0/0	0/0	0	12
Agnew	1	0	1	0	0/0	0/0	0	6
Oluokun	1	0	0	1	0/0	0/0	0	6
Strange	1	0	1	0	0/0	0/0	0	6
Dari. Williams	1	0	0	1	0/0	0/0	0	6
<b>Jaguars</b>	<b>41</b>	<b>17</b>	<b>22</b>	<b>2</b>	<b>35/35</b>	<b>30/37</b>	<b>3</b>	<b>377</b>
<b>Opponents</b>	<b>44</b>	<b>15</b>	<b>27</b>	<b>2</b>	<b>42/42</b>	<b>21/26</b>	<b>1</b>	<b>371</b>

RUSHING	NO	YDS	AVG	LG	TD
Etienne Jr.	267	1,008	3.8	62t	11
Lawrence	70	339	4.8	26	4
Biggsby	50	132	2.6	12	2
D. Johnson	41	108	2.6	19	0
Beathard	8	35	4.4	19	0
Ridley	9	23	2.6	18	0
Kirk	1	6	6.0	6	0
Agnew	4	-2	-0.5	1	0
Barkley	3	-3	-1.0	-1	0
<b>Jaguars</b>	<b>453</b>	<b>1,646</b>	<b>3.6</b>	<b>62t</b>	<b>17</b>
<b>Opponents</b>	<b>421</b>	<b>1,752</b>	<b>4.2</b>	<b>69</b>	<b>15</b>

RECEIVING	NO	YDS	AVG	LG	TD
Engram	114	963	8.4	34	4
Ridley	76	1,016	13.4	59t	8
Etienne Jr.	58	476	8.2	56t	1
Kirk	57	787	13.8	57	3
Z. Jones	34	321	9.4	36	2
Washington	16	132	8.3	19t	2
Agnew	14	225	16.1	65t	1
Farrell	13	155	11.9	42	0
T. Jones	11	83	7.5	15	0
D. Johnson	10	140	14.0	42	0
Strange	5	35	7.0	17	1
Cooks	3	38	12.7	23	0
Biggsby	1	6	6.0	6	0
<b>Jaguars</b>	<b>412</b>	<b>4,377</b>	<b>10.6</b>	<b>65t</b>	<b>22</b>
<b>Opponents</b>	<b>404</b>	<b>4,355</b>	<b>10.8</b>	<b>76t</b>	<b>27</b>

INTERCEPTIONS	NO	YDS	AVG	LG	TD
Dari. Williams	4	72	18.0	61t	1
Cisco	4	68	17.0	29	0
A. Johnson	2	50	25.0	27	0
Jenkins	2	42	21.0	24	0
Oluokun	1	24	24.0	24t	1
Allen	1	8	8.0	8	0
Ty. Campbell	1	0	0.0	0	0
Wingard	1	0	0.0	0	0
<b>Jaguars</b>	<b>16</b>	<b>264</b>	<b>16.5</b>	<b>61t</b>	<b>2</b>
<b>Opponents</b>	<b>14</b>	<b>114</b>	<b>8.1</b>	<b>34</b>	<b>0</b>

PUNTING	NO	YDS	AVG	NET	TB	IN	LG	B
Cooke	61	2,893	47.4	43.8	4	29	65	0
<b>Jaguars</b>	<b>61</b>	<b>2,893</b>	<b>47.4</b>	<b>43.8</b>	<b>4</b>	<b>29</b>	<b>65</b>	<b>0</b>
<b>Opponents</b>	<b>71</b>	<b>3,335</b>	<b>47.0</b>	<b>41.9</b>	<b>3</b>	<b>25</b>	<b>73</b>	<b>0</b>

PUNT RET.	NO	FC	YDS	AVG	LG	TD
Agnew	14	9	144	10.3	48	0
Washington	12	5	126	10.5	26	0
Kirk	2	3	27	13.5	15	0
Te. Campbell	1	0	0	0.0	0	0
<b>Jaguars</b>	<b>29</b>	<b>17</b>	<b>297</b>	<b>10.2</b>	<b>48</b>	<b>0</b>
<b>Opponents</b>	<b>22</b>	<b>22</b>	<b>143</b>	<b>6.5</b>	<b>16</b>	<b>0</b>

KICKOFF RET.	NO	YDS	AVG	LG	TD
Agnew	15	391	26.1	53	0
D. Johnson	7	126	18.0	22	0
Biggsby	4	99	24.8	31	0
Washington	2	51	25.5	33	0
Thomas	1	21	21.0	21	0
<b>Jaguars</b>	<b>29</b>	<b>688</b>	<b>23.7</b>	<b>53</b>	<b>0</b>
<b>Opponents</b>	<b>14</b>	<b>356</b>	<b>25.4</b>	<b>85t</b>	<b>1</b>

PASSING	ATT	CMP	PCT	YDS	YDS/ATT	TD	INT	LG	SK/YDS	RTG
T. Lawrence	564	370	65.6%	4,016	7.1	21	14	65t	35/224	88.5
C. Beathard	53	40	75.5%	349	6.6	1	0	48	6/27	98.7
L. Cooke	1	1	100.0%	13	13.0	0	0	13	0/0	118.8
C. Kirk	2	1	50.0%	-1	-0.5	0	0	-1	0/0	56.3
<b>Jaguars</b>	<b>620</b>	<b>412</b>	<b>66.5%</b>	<b>4,377</b>	<b>7.1</b>	<b>22</b>	<b>14</b>	<b>65t</b>	<b>41/251</b>	<b>89.3</b>
<b>Opponents</b>	<b>617</b>	<b>404</b>	<b>65.5%</b>	<b>4,355</b>	<b>7.1</b>	<b>27</b>	<b>16</b>	<b>76t</b>	<b>40/279</b>	<b>89.8</b>

FGs	1-19	20-29	30-39	40-49	50+
McManus	0/0	4/4	10/10	11/13	5/10
<b>Team</b>	<b>0/0</b>	<b>4/4</b>	<b>10/10</b>	<b>11/13</b>	<b>5/10</b>
<b>Opponents</b>	<b>0/0</b>	<b>7/7</b>	<b>7/7</b>	<b>3/3</b>	<b>4/9</b>

McManus: (45G), (32G, 49G, 22G), (48N, 51N, 33G), (56G, 43G, 38G), (44G), (48G, 49G, 51G), (43G), (50G, 51G, 38G, 37G), (37G), (30G, 25G), (40G, 48G, 53G, 55N), (48N, 40G), (50N, 55N), (52N), (35G, 26G, 24G, 34G), (44G, 30G).

SACKS: J. Hines-Allen 17.5, T. Walker 10.0, R. Robertson-Harris 3.5, F. Oluokun 2.5, K. Chaisson 2.0, A. Gotsis 1.0, R. Jenkins 1.0, A. Johnson 1.0, D. Smoot 1.0, A. Cisco 0.5.

Jaguars 40.0, Opponents 41.0

TACKLES (Solo-Assists-Total): F. Oluokun (111-62-173), D. Lloyd (75-52-127), R. Jenkins (66-34-100), J. Hines-Allen (43-23-66), A. Cisco (42-20-62), Ty. Campbell (42-19-61), D. Williams (44-9-53), T. Walker (27-25-52), T. Herndon (30-15-45), A. Wingard (31-9-40), M. Brown (25-9-34), R. Robertson-Harris (16-18-34), A. Gotsis (18-8-26), F. Fatukasi (16-8-24), J. Ledbetter (7-17-24), A. Johnson (11-3-14), K. Chaisson (9-4-13), A. Blackson (8-5-13), D. D. Hamilton (7-5-12), T. Lacy (5-7-12), C. Muma (5-7-12), G. Junior (7-4-11), Smoot (8-2-10), Y. Abdullah (1-0-1), B. Strange (1-0-1).

### USUAL STARTING LINEUP

#### OFFENSE

QB	Trevor Lawrence (16)
RB	Travis Etienne Jr. (17)
WR	Calvin Ridley (17)
WR	Christian Kirk (12)
TE	Evan Engram (15)
WR	Zay Jones (7)
LT	Cam Robinson (9)
LG	Tyler Shatley (6)
RG	Luke Fortner (17)
C	Brandon Scherff (17)
RT	Anton Harrison (17)

#### DEFENSE

DE	Roy Robertson-Harris (17)
DT	Foley Fatukasi (16)
OLB	Josh Hines-Allen (17)
OLB	Travon Walker (15)
MIKE	Devin Lloyd (15)
WILL	Foye Oluokun (17)
CB	Darius Williams (17)
CB	Tyson Campbell (10)
CB	Tre Herndon (4)
FS	Andre Cisco (15)
SS	Rayshawn Jenkins (17)





# PLAYOFF GAME SUMMARIES

## 1996 AFC WILD CARD PLAYOFF

JAGUARS 30, BILLS 27  
DECEMBER 28, 1996 · RICH STADIUM

JACKSONVILLE JAGUARS (10-7)	10	7	3	10	—	30
BUFFALO BILLS (10-7)	14	3	3	7	—	27

The Jaguars won their first-ever playoff game with a come-from-behind victory over Buffalo and became the first road team to win a postseason game at Rich Stadium. RB Natrone Means rushed for 175 yards and a touchdown, and K Mike Hollis kicked three field goals, the game-winner with 3:07 to play. Buffalo jumped out to a 7-0 lead, but DE Clyde Simmons intercepted QB Jim Kelly and ran 20 yards for a score to tie the game. Simmons also had two sacks. Buffalo took a 27-20 lead early in the fourth quarter, but QB Mark Brunell found WR Jimmy Smith for a 2-yard TD pass to tie the score, and CB Aaron Beasley recovered a fumble prior to Hollis' field goal.

TEAM	QTR	TIME	SCORING PLAY	TEAM STATS	JAX	BUF
Buf.	1	11:30	Thomas 7 pass from Kelly (Christie kick)	First Downs	18	19
Jax.	1	6:26	Simmons 20 interception return (Hollis kick)	Total Yards	409	308
Buf.	1	2:26	Thomas 2 run (Christie kick)	Rushing Yards	184	92
Jax.	1	0:10	Hollis 27 field goal	Passing Yards	225	216
Jax.	2	3:45	Means 30 run (Hollis kick)	Att-Comp-Int	33-18-2	36-22-1
Buf.	2	1:56	Christie 33 field goal	Third Downs	7-17	5-15
Buf.	3	10:20	Christie 47 field goal	Fourth Downs	1-1	0-1
Jax.	3	2:45	Hollis 24 field goal	Punts-Avg.	5-50.6	5-43.2
Buf.	4	14:17	Burris 38 interception return (Christie kick)	Fumbles-Lost	0-0	4-2
Jax.	4	8:40	Smith 2 pass from Brunell (Hollis kick)	Penalties-Yards	6-42	6-39
Jax.	4	3:07	Hollis 45 field goal	Possession	33:06	26:54

Attendance: 70,213 · Temperature: 49 degrees

**RUSHING:** Jaguars - Means 31-175 (1 TD), Brunell 3-9, Stewart 1-0, Bills - Thomas 14-50 (1 TD), Kelly 4-18, Holmes 9-10, Tasker 1-9, Tindale 1-5

**PASSING:** Jaguars - Brunell 33-18-239, 1 TD, 2 INTs, Bills - Kelly 32-21-239, 1 TD, 1 INT, Collins 4-1-7, 0 TD, 0 INT

**RECEIVING:** Jaguars - Smith 5-58 (1 TD), McCardell 4-76, Mitchell 3-64, Maston 2-21, Jackson 1-11, Brown 1-8, Stewart 1-5, Means 1-(-4), Bills - Early 9-122, Reed 3-32, Tasker 3-30, Johnson 3-27, Thomas 3-24, Holmes 1-11

**SACKS:** Jaguars 3 (Simmons 2, Brackens 1), Bills 2 (Covington 1, White 1)

**INTERCEPTIONS:** Jaguars 1 (Simmons [TD]), Bills 2 (Burris [TD], Smith)

## 1996 AFC DIVISIONAL PLAYOFF

JAGUARS 30, BRONCOS 27  
JANUARY 4, 1997 · MILE HIGH STADIUM

JACKSONVILLE JAGUARS (11-7)	0	13	7	10	—	30
DENVER BRONCOS (13-4)	12	0	0	15	—	27

The Jaguars won their seventh straight game as they shocked the football world with their upset victory over the 13-3 Broncos. After falling behind 12-0, the Jaguars scored on their next six possessions, all on drives of 50 yards and longer, taking a 30-20 lead. Denver had not lost at home all season and had not lost a playoff game at Mile High Stadium since 1984. RB Natrone Means rushed for 140 yards, and QB Mark Brunell threw TD passes to WR Keenan McCardell and WR Jimmy Smith. The Jaguars dominated in yards, first downs and time of possession.

TEAM	QTR	TIME	SCORING PLAY	TEAM STATS	JAX	DEN
Den.	1	6:22	Hebron 1 run (Elam kick blocked)	First Downs	22	21
Den.	1	0:33	Sharpe 18 pass from Elway (run failed)	Total Yards	443	351
Jax.	2	11:15	Hollis 46 field goal	Rushing Yards	203	126
Jax.	2	2:58	Means 8 run (Hollis kick)	Passing Yards	240	225
Jax.	2	0:10	Hollis 42 field goal	Att-Comp-Int	29-18-0	8-25-0
Jax.	3	8:51	McCardell 31 pass from Brunell (Hollis kick)	Third Downs	8-15	6-12
Jax.	4	10:51	Hollis 22 field goal	Fourth Downs	0-0	1-1
Den.	4	7:37	Davis 2 run (Davis run)	Punts-Avg.	3-39.7	5-42.6
Jax.	4	3:39	Smith 16 pass from Brunell (Hollis kick)	Fumbles-Lost	0-0	1-0
Den.	4	1:50	McCaffrey 15 pass from Elway (Elam kick)	Penalties-Yards	3-18	8-64
				Possession	32:24	27:36

Attendance: 75,678 · Temperature: 46 degrees

**RUSHING:** Jaguars - Means 21-140 (1 TD), Brunell 7-44, Stewart 8-19, Broncos - Davis 14-91 (1 TD), Elway 5-30, Hebron 2-5 (1 TD)

**PASSING:** Jaguars - Brunell 29-18-245, 2 TD, 0 INT, Broncos - Elway 38-25-226, 2 TD, 0 INT

**RECEIVING:** Jaguars - McCardell 5-59 (1 TD), Means 4-46, Smith 3-71 (1 TD), Jackson 3-35, Mitchell 2-9, Stewart 1-25, Broncos - Davis 7-24, Miller 5-67, McCaffrey 5-54 (1 TD), Craver 3-17, Sharpe 2-31 (1 TD), Carswell 2-18, R.Smith 1-15

**SACKS:** Jaguars 1 (Robinson 1), Broncos 2 (Aldridge 1, Williams 1)

**INTERCEPTIONS:** Jaguars 0, Broncos 0

## 1996 AFC CHAMPIONSHIP

PATRIOTS 20, JAGUARS 6  
JANUARY 12, 1997 · FOXBORO STADIUM

JACKSONVILLE JAGUARS (11-8)	0	3	3	0	—	6
NEW ENGLAND PATRIOTS (13-5)	7	6	0	7	—	20

In just their second season, the Jaguars' saw their hopes of reaching the Super Bowl end in the AFC Championship game on a cold night in New England. The game began ominously for Jacksonville on its first series, when P Bryan Barker fielded a high snap and was tackled at the Jaguars' four-yard line. The Patriots scored a touchdown two plays later. Mistakes haunted the Jaguars throughout the game, with a total of four turnovers - three on their last four possessions - including an end zone interception and a fumble that was returned for a touchdown.

TEAM	QTR	TIME	SCORING PLAY	TEAM STATS	JAX	NE
NE	1	12:34	Martin 1 run (Vinatieri kick)	First Downs	18	13
Jax.	2	10:33	Hollis 32 field goal	Total Yards	289	234
NE	2	7:23	Vinatieri 29 field goal	Rushing Yards	101	73
NE	2	0:00	Vinatieri 20 field goal	Passing Yards	188	161
Jax.	3	2:37	Hollis 28 field goal	Att-Comp-Int	38-20-2	33-20-1
NE	4	2:24	Smith 47 fumble return (Vinatieri kick)	Third Downs	5-14	2-13
				Fourth Downs	0-2	1-2
				Punts-Avg.	5-36.4	6-39.7
				Fumbles-Lost	3-2	2-1
				Penalties-Yards	4-23	2-5
				Possession	34:43	25:17

Attendance: 60,190 · Temperature: 27 degrees

**RUSHING:** Jaguars - Means 19-43, Stewart 7-40, Brunell 6-34, Barker 1-(-16), Patriots - Martin 19-59 (1 TD), Meggett 3-9, Bledsoe 1-4, Byars 1-1

**PASSING:** Jaguars - Brunell 38-20-190, 0 TD, 2 INTs, Patriots - Bledsoe 33-20-178, 0 TD, 1 INT

**RECEIVING:** Jaguars - Mitchell 7-63, McCardell 6-62, Smith 3-45, Stewart 2-8, Brown 1-10, Barlow 1-2, Patriots - Glenn 5-33, Jefferson 4-91, Byars 4-16, Martin 3-18, Meggett 3-15, Coates 1-5

**SACKS:** Jaguars 2 (Davey 1, Simmons 0.5, Robinson 0.5), Patriots 1 (Slade 1)

**INTERCEPTIONS:** Jaguars 1 (Beasley), Patriots 2 (Bruschi, Clay)

## 1997 AFC WILD CARD PLAYOFF

BRONCOS 42, JAGUARS 17  
DECEMBER 27, 1997 · MILE HIGH STADIUM

JACKSONVILLE JAGUARS (11-6)	0	7	10	0	—	17
DENVER BRONCOS (13-4)	14	7	0	21	—	42

The Jaguars returned to the site of their historic playoff upset over Denver a year earlier, but the outcome was not to be the same. The Broncos took a 21-0 lead early in the second quarter; however, the Jaguars closed the gap to 21-17 in the third quarter with a blocked punt returned for a touchdown and looked to make a rally. On the next series the defense forced a fumble, but the Jaguars could not capitalize as a fumbled snap at the Denver 16-yard line ended the Jaguars' momentum. The Broncos rolled up 511 yards on offense, 310 of them on the ground, and scored five rushing touchdowns in the game. The Jaguars held the ball for just 19:01, their lowest time of possession ever.

TEAM	QTR	TIME	SCORING PLAY	TEAM STATS	JAX	DEN
Den.	1	7:39	Davis 2 run (Elam kick)	First Downs	14	28
Den.	1	2:37	Smith 43 pass from Elway (Elam kick)	Total Yards	237	511
Den.	2	10:46	Davis 5 run (Elam kick)	Rushing Yards	50	310
Jax.	2	5:09	Means 1 run (Hollis kick)	Passing Yards	187	201
Jax.	3	13:33	Hollis 38 field goal	Att-Comp-Int	32-18-1	24-16-0
Jax.	3	9:16	Davis 29 blocked punt return (Hollis kick)	Third Downs	3-10	12-16
Den.	4	13:21	Loville 25 run (Elam kick)	Fourth Downs	0-1	1-1
Den.	4	3:43	Loville 8 run (Elam kick)	Punts-Avg.	4-29.5	3-33.0
Den.	4	1:11	Hebron 6 run (Elam kick)	Fumbles-Lost	1-1	3-2
				Penalties-Yards	9-54	9-94
				Possession	19:01	40:59

Attendance: 74,481 · Temperature: 27 degrees

**RUSHING:** Jaguars - Means 10-40 (1 TD), Stewart 1-6, Brunell 3-4, Broncos - Davis 31-184 (2 TD), Loville 11-103 (2 TD), Hebron 6-23 (1 TD), Elway 1-0

**PASSING:** Jaguars - Brunell 32-18-203, 0 TD, 1 INT, Broncos - Elway 24-16-223, 1 TD, 0 INT

**RECEIVING:** Jaguars - McCardell 6-55, Smith 6-55, Stewart 3-46, Jones 1-37, Mitchell 1-7, Means 1-3, Broncos - Davis 4-11, Smith 3-99 (1 TD), McCaffrey 2-33, Green 2-32, Sharpe 2-29, Griffith 2-9, Loville 1-10

**SACKS:** Jaguars 3 (Simmons 2, Hudson 1), Broncos 3 (Gordon 1, Price 1, Tanuvasa 1)

**INTERCEPTIONS:** Jaguars 0, Broncos 1 (Gordon)





# PLAYOFF GAME SUMMARIES

## 1998 AFC WILD CARD PLAYOFF

JAGUARS 25, PATRIOTS 10  
JANUARY 3, 1999 · ALLEL STADIUM

NEW ENGLAND PATRIOTS (9-8)	0	0	7	3	—	10
JACKSONVILLE JAGUARS (12-5)	6	6	0	13	—	25

The Jaguars hosted their first-ever home playoff game and defeated the Patriots to advance to the divisional playoffs. QB Mark Brunell returned as the starter after missing nearly three games with a high-ankle sprain. For the Patriots, QB Scott Zolak started for the injured QB Drew Bledsoe. The Patriots did not score on their eight first-half possessions. The Jaguars took advantage and scored on two K Mike Hollis field goals and a 13-yard run by RB Fred Taylor. New England scored 10 points before the Jaguars bounced back with 13 in the fourth quarter. Taylor's 162 yards rushing were the second-most in a postseason game in Jaguars' history, and his 33 attempts were the most. Hollis' four field goals without a miss extended his streak of consecutive field goals in the postseason to 12 and broke his postseason single-game record.

TEAM	QTR	TIME	SCORING PLAY	TEAM STATS	NE	JAX
Jax.	1	8:57	Hollis 35 field goal	First Downs	14	17
Jax.	1	2:01	Hollis 24 field goal	Total Yards	206	308
Jax.	2	5:58	Taylor 13 run (2-point run failed)	Rushing Yards	35	160
N.E.	3	4:27	Edwards 1 run (Vinatieri kick)	Passing Yards	171	148
N.E.	4	14:48	Vinatieri 27 field goal	Att-Comp-Int	44-21-1	34-14-0
Jax.	4	12:24	Smith 37 pass from Brunell (Hollis kick)	Third Downs	5-15	7-18
Jax.	4	5:52	Hollis 34 field goal	Fourth Downs	0-1	0-1
Jax.	4	1:44	Hollis 21 field goal	Punts-Avg.	8-47.3	6-44.8
				Fumbles-Lost	4-2	2-0
				Penalties-Yards	6-50	4-35
				Possession	28:00	32:00

Attendance: 71,139 · Temperature: 60 degrees

**RUSHING:** Jaguars - Taylor 33-162 (1 TD), Brunell 4- (-2), Patriots - Edwards 17-28 (1 TD), Shaw 1-4, Carter 1-3

**PASSING:** Jaguars - Brunell 34-14-161, 1 TD, 0 INT, Patriots - Zolak 44-21-190, 0 TD, 1 INT

**RECEIVING:** Jaguars - McCardell 6-72, Smith 5-56 (1 TD), Mitchell 1-22, D. Jones 1-8, Shelton 1-3, Patriots - Brown 4-46, Jefferson 4-30, Simmons 3-42, Edwards 3-33, Cullors 2-17, Coates 2-10, Carter 2-3, Purnell 1-9

**SACKS:** Jaguars 2 (Smeenge 1, Brackens 1), Patriots 2 (Spires 2)

**INTERCEPTIONS:** Jaguars 1 (Hudson), Patriots 0

## 1998 AFC DIVISIONAL PLAYOFF

JETS 34, JAGUARS 24  
JANUARY 10, 1999 · GIANTS STADIUM

JACKSONVILLE JAGUARS (12-6)	0	7	7	10	—	24
NEW YORK JETS (13-4)	7	10	14	3	—	34

The Jaguars' season ended in 26 degree temperatures in New York, with the Jets jumping out to a 17-0 lead and coasting to the win. Jacksonville's only first-half score was a 52-yard pass from QB Mark Brunell to WR Jimmy Smith on the final play. The Jaguars couldn't stop New York's WR Keyshawn Johnson, who scored both rushing and receiving and also intercepted a pass. With the score 31-24 late in the fourth quarter, Brunell, who threw three TDs and three interceptions, had a chance to tie the game late after a S Donovan Darius interception of QB Vinny Testaverde in the end zone. But the Jaguars went 3-and-out and the Jets added a field goal for their final points. Smith caught two TD passes and became the first Jaguar to have 100 receiving yards in a playoff game.

TEAM	QTR	TIME	SCORING PLAY	TEAM STATS	JAX	NYJ
NYJ	1	10:26	Johnson 21 pass from Testaverde (Hall kick)	First Downs	14	29
NYJ	2	10:35	Hall 52 field goal	Total Yards	251	429
NYJ	2	0:33	Johnson 10 run (Hall kick)	Rushing Yards	95	151
Jax.	2	0:00	Smith 52 pass from Brunell (Hollis kick)	Passing Yards	156	278
NYJ	3	9:13	Martin 1 run (Hall kick)	Att-Comp-Int	31-12-3	36-24-1
Jax.	3	8:08	McCardell 3 pass from Brunell (Hollis kick)	Third Downs	4-12	10-14
NYJ	3	2:16	Martin 1 run (Hall kick)	Fourth Downs	1-2	0-0
Jax.	4	9:58	Smith 19 pass from Brunell (Hollis kick)	Punts-Avg.	3-37.0	2-34.5
Jax.	4	6:38	Hollis 37 field goal	Fumbles-Lost	1-1	2-2
NYJ	4	0:24	Hall 30 field goal	Penalties-Yards	3-25	5-38
				Possession	20:44	39:16

Attendance: 78,817 · Temperature: 26 degrees

**RUSHING:** Jaguars - Taylor 20-86, Brunell 2-9, Jets - Martin 36-124 (2 TD), Johnson 2-28 (1 TD), Testaverde 1-(-1)

**PASSING:** Jaguars - Brunell 31-12-156, 3 TDs, 3 INTs, Jets - Testaverde 36-24-284, 1 TD, 1 INT

**RECEIVING:** Jaguars - Smith 5-104 (2 TD), McCardell 4-32 (1 TD), Mitchell 2-13, Banks 1-7, Jets - Johnson 9-121 (1 TD), Martin 6-58, Chrebet 4-45, Byars 2-11, Ward 1-18, Brady 1-17, Meggett 1-14

**SACKS:** Jaguars 1 (Hardy 1, Curry 1), Jets 0

**INTERCEPTIONS:** Jaguars 1 (Darius), Jets 3 (Brown, Johnson, Smith)

## 1999 AFC DIVISIONAL PLAYOFF

JAGUARS 62, DOLPHINS 7  
JANUARY 15, 2000 · ALLEL STADIUM

MIAMI DOLPHINS (10-8)	0	7	0	0	—	7
JACKSONVILLE JAGUARS (15-2)	24	17	14	7	—	62

Scoring on their first five possessions, the Jaguars advanced to their second AFC Championship game in four seasons with a record-setting defeat of Miami, in what would be QB Dan Marino's final game. The 62 points scored were the second-most in NFL postseason history and the most scored in an AFC playoff game, and the 55-point margin of victory was the second-largest in NFL postseason history. QB Mark Brunell returned to action after missing the season finale with a knee injury. RB Fred Taylor ran 90 yards for a touchdown, the longest in NFL postseason history. QB Jay Fiedler connected with WR Jimmy Smith for a 70-yard touchdown to take a 48-7 lead. The Jaguars scored twice more in the game, on a touchdown catch by WR Alvis Whitted and a five-yard run by RB Chris Howard. The 62 points scored were the Jaguars' most ever.

TEAM	QTR	TIME	SCORING PLAY	TEAM STATS	MIA	JAX
Jax.	1	10:32	Smith 8 pass from Brunell (Hollis kick)	First Downs	10	21
Jax.	1	6:19	Hollis 45 field goal	Total Yards	131	520
Jax.	1	3:46	Taylor 90 run (Hollis kick)	Rushing Yards	21	257
Jax.	1	3:21	Brackens 16 fumble return (Hollis kick)	Passing Yards	110	263
Jax.	2	14:48	Taylor 39 pass from Brunell (Hollis kick)	Att-Comp-Int	41-16-2	20-12-1
Jax.	2	12:05	Stewart 25 run (Hollis kick)	Third Downs	2-13	8-16
Jax.	2	1:51	Hollis 28 field goal	Fourth Downs	0-2	0-0
Mia.	2	0:03	Gadsden 20 pass from Marino (Mare kick)	Punts-Avg.	9-39.6	5-39.0
Jax.	3	12:03	Smith 70 pass from Fiedler (Hollis kick)	Fumbles-Lost	6-5	1-1
Jax.	3	6:19	Whitted 38 pass from Fiedler (Hollis kick)	Penalties-Yards	9-88	7-51
Jax.	4	10:37	Howard 5 run (Hollis kick)	Possession	24:37	35:23

Attendance: 75,173 · Temperature: 57 degrees

**RUSHING:** Jaguars - Taylor 18-135 (1 TD), Stewart 11-62 (1 TD), Howard 15-54 (1 TD), Brunell 1-6, Shelton 1-0, Dolphins - Denson 6-10, Pritchett 2-10, Johnson 8-9, Hutton 1-(-8), Marino 1-0

**PASSING:** Jaguars - Brunell 9-5-105, 2 TDs, 0 INT; Fiedler 11-7-172, 2 TDs, 1 INT; Quinn 0-0-0, Dolphins - Marino 25-11-95, 1 TD, 2 INTs; Huard 16-5-46, 0 TD, 0 INT

**RECEIVING:** Jaguars - Smith 5-136 (2 TD), McCardell 4-52, Taylor 1-39 (1 TD), Whitted 1-38 (1 TD), Shelton 1-12, Dolphins - Gadsden 6-62 (1 TD), Konrad 3-30, McDuffie 2-19, Pritchett 2-7, Johnson 2-11, Drayton 1-2

**SACKS:** Jaguars 5 (Walker 2, Brackens 1, Leroy 1, Marts 1), Dolphins 2 (Bowens 1, Mixon 1)

**INTERCEPTIONS:** Jaguars 1 (Beasley), Dolphins 1 (Jackson)

## 1999 AFC CHAMPIONSHIP

TITANS 33, JAGUARS 14  
JANUARY 23, 2000 · ALLEL STADIUM

TENNESSEE TITANS (16-3)	7	3	16	7	—	33
JACKSONVILLE JAGUARS (15-3)	7	7	0	0	—	14

The Jaguars' season came to a sudden end, as Tennessee defeated Jacksonville for the third time in the season. A record crowd of 75,206 saw the Jaguars get off to a fast start, with TE Kyle Brady scoring a touchdown on a seven-yard pass from QB Mark Brunell. The Titans responded with a nine-yard touchdown catch by WR Yancey Thigpen. Then the Jaguars took a 14-7 lead on a 33-yard TD run by RB James Stewart. But WR Reggie Barlow fumbled a punt that was recovered by the Titans and converted into a 34-yard field goal. The second half was all Tennessee, as the Titans scored 23 unanswered points and shut out the Jaguars. The Titans got a one-yard touchdown run by Steve McNair. Then came a safety of Mark Brunell, and on the free kick WR Derrick Mason returned the ball 80 yards for a touchdown. The Jaguars could not recover, as they had three turnovers in the last 16 minutes of the game. Tennessee scored once in the fourth quarter for the 33-14 final score.

TEAM	QTR	TIME	SCORING PLAY	TEAM STATS	TEN	JAX
Jax.	1	11:20	Brady 7 pass from Brunell (Hollis kick)	First Downs	17	20
Ten.	1	5:30	Thigpen 9 pass from McNair (Hollis kick)	Total Yards	289	360
Jax.	2	4:36	Stewart 33 run (Hollis kick)	Rushing Yards	177	144
Ten.	2	0:20	Del Greco 34 field goal	Passing Yards	112	216
Ten.	3	9:24	McNair 1 run (Del Greco kick)	Att-Comp-Int	23-14-1	38-14-2
Ten.	3	5:13	Brunell sacked by Evans and Fisk for safety	Third Downs	3-10	3-10
Ten.	3	4:56	Mason 80 free kick return (Del Greco kick)	Fourth Downs	0-0	0-2
Ten.	4	6:59	McNair 1 run (Del Greco kick)	Punts-Avg.	5-39.8	3-45.3
				Fumbles-Lost	5-3	5-4
				Penalties-Yards	5-39	9-100
				Possession	31:36	28:24

Attendance: 75,206 · Temperature: 68 degrees

**RUSHING:** Jaguars - Taylor 19-110, Stewart 3-35 (1 TD), Brunell 1-(-1), Titans - McNair 9-91 (2 TD), George 25-86

**PASSING:** Jaguars - Brunell 38-19-226, 1 TD, 2 INTs, Titans - McNair 23-14-112, 1 TD, 1 INT

**RECEIVING:** Jaguars - McCardell 6-67, Smith 5-92, Brady 5-44 (1 TD), Taylor 2-16, Jones 1-7, Titans - Harris 3-33, George 3-19, Byrd 2-19, Thigpen 2-16 (1 TD), Wycheck 2-12, Dyon 1-12, Neal 1-1

**SACKS:** Jaguars 1 (Brackens 1), Titans 3 (Bishop 1, Holmes 1, Evans 0.5, Fisk 0.5)

**INTERCEPTIONS:** Jaguars 1 (Bryant), Titans 2 (Mitchell, Robertson)



# PLAYOFF GAME SUMMARIES

## 2005 AFC WILD CARD PLAYOFF

PATRIOTS 28, JAGUARS 3  
JANUARY 7, 2006 · GILLETTE STADIUM

JACKSONVILLE JAGUARS (12-5)	0	3	0	0	—	3
NEW ENGLAND PATRIOTS (11-6)	0	7	14	7	—	28

The Jaguars returned to the postseason for the first time since 1999 but saw their season end at New England with a 28-3 loss to the Patriots. The Patriots began the scoring with a six-play, 37-yard drive that was capped off with an 11-yard touchdown pass from QB Tom Brady to WR Troy Brown. The Jaguars next drive was thwarted after 33 yards when RB Alvin Pearman lost a fumble at the Patriots' 44-yard line. After two punts, the Jaguars scored their only points on a K Josh Scobee 36-yard field goal with 1:05 remaining in the half. The Patriots erupted with back-to-back touchdown drives to start the second half. Each drive ended with Brady touchdown passes, the first to WR David Givens for three yards and the second for 63 yards to TE Benjamin Watson. On the Jaguars ensuing drive, QB Byron Leftwich was intercepted on fourth-and-five by DB Asante Samuel, who returned the pick 73 yards for a touchdown.

TEAM	QTR	TIME	SCORING PLAY	TEAM STATS	JAX	NE
N.E.	2	12:08	Brown 11 pass from Brady (Vinatieri kick)	First Downs	15	17
Jax.	2	1:05	Scobee 36 field goal	Total Yards	292	307
N.E.	3	7:13	Givens 3 pass from Brady (Vinatieri kick)	Rushing Yards	87	118
N.E.	3	3:03	Watson 63 pass from Brady (Vinatieri kick)	Passing Yards	205	189
N.E.	4	14:46	Samuel 73 interception return (Vinatieri kick)	Att-Comp-Int	39-21-1	27-15-0
				Third Downs	1-12	7-14
				Fourth Downs	1-4	0-1
				Punts-Avg.	5-41.8	5-39.2
				Fumbles-Lost	2-1	4-0
				Penalties-Yards	8-40	4-32
				Possession	29:34	30:28

Attendance: 68,756 · Temperature: 24 degrees

**RUSHING:** Jaguars - Leftwich 3-26, Taylor 8-24, G. Jones 2-15, Garrard 2-14, Pearman 2-8, Patriots - Faulk 6-51, Dillon 17-40, Davis 1-13, Brady 2-9, Pass 1-6, Cassel 1-(-1)

**PASSING:** Jaguars - Leftwich 31-18-179, 0 TDs, 1 INT; Garrard 8-3-68, 0 TDs, 0 INTs, Patriots - Brady 27-15-201, 3 TDs, 0 INTs

**RECEIVING:** Jaguars - M. Jones 6-94, Williams 4-56, Wilford 4-53, J. Smith 3-30, Taylor 3-13, Brady 1-1, Patriots - Watson 5-91 (1 TD), Faulk 4-45, Branch 2-3, Dillon 1-12, Brown 1-11 (1 TD), Givens 1-3 (1 TD), Davis 1-3

**SACKS:** Jaguars 4 (Smith 1, Peterson 1, Hayward 1, Meier 1), Patriots 6 (McGinest 4.5, Colvin 1, Seymour 0.5)

**INTERCEPTIONS:** Jaguars 0, Patriots 1 (Samuel [TD])

## 2007 AFC WILD CARD PLAYOFF

JAGUARS 31, STEELERS 29  
JANUARY 5, 2008 · HEINZ FIELD

JACKSONVILLE JAGUARS (12-5)	7	14	7	3	—	31
PITTSBURGH STEELERS (10-7)	7	0	3	19	—	29

The Jaguars got their first playoff win since the 1999 season and their first under head coach Jack Del Rio with a 31-29 victory, marking the first team to win twice in Pittsburgh in one season. The Jaguars held an 18-point lead at the start of the fourth quarter but trailed by one with six minutes to play. The Jaguars forced the Steelers to punt and QB David Garrard ran for 32 yards on fourth-and-2 with less than two minutes remaining. Four plays later K Josh Scobee hit the game-winning field goal from 25 yards. DE Bobby McCray sacked QB Ben Roethlisberger on the Steelers' next play and forced a fumble that was recovered by DT Derek Landri to seal the win.

TEAM	QTR	TIME	SCORING PLAY	TEAM STATS	JAX	PIT
Pit.	1	10:03	Davenport 1 run (Reed kick)	First Downs	14	24
Jax.	1	9:39	Taylor 1 run (Scobee kick)	Total Yards	239	340
Jax.	2	10:19	Mathis 63 int. (Scobee kick)	Rushing Yards	135	43
Jax.	2	8:34	Jones-Drew 43 pass from Garrard (Scobee kick)	Passing Yards	104	297
Pit.	3	9:24	Reed 28 field goal	Att-Comp-Int	21-9-2	42-29-3
Jax.	3	4:39	Jones-Drew 10 run (Scobee kick)	Third Downs	4-11	7-14
Pit.	4	14:53	Holmes 37 pass from Roethlisberger (Reed kick)	Fourth Downs	1-1	1-1
Pit.	4	10:25	Miller 14 pass from Roethlisberger (Reed kick)	Punts-Avg.	4-50.0	4-44.3
Pit.	4	6:21	Davenport 1 run (pass failed)	Fumbles-Lost	0-0	1-1
Jax.	4	0:37	Scobee 25 field goal	Penalties-Yards	6-40	5-50
				Possession	27:01	32:59

Attendance: 63,629 · Temperature: 39 degrees

**RUSHING:** Jaguars - Garrard 5-58, Taylor 16-48 (1 TD), Jones-Drew 8-29 (1 TD), Steelers - Davenport 16-25 (2 TDs), Roethlisberger 4-13, Davis 3-3, Russell 3-2

**PASSING:** Jaguars - Garrard 21-9-140, 1 TD, 2 INTs, Steelers - Roethlisberger 42-29-337, 2 TDs, 3 INTs

**RECEIVING:** Jaguars - Wilford 2-39, Williams 2-23, Lewis 2-16, Jones-Drew 1-43 (1 TD), Northcutt 1-17, Taylor 1-2, Steelers - Ward 10-135, Miller 8-85 (1 TD), Holmes 3-49 (1 TD), Davenport 2-23, Davis 2-14, Wilson 1-10, Washington 1-8, Spaeth 1-7, Russell 1-6

**SACKS:** Jaguars 6 (Mincey 1, McCray 1, Meier 1, Landri 1, Henderson 1, Spicer 1), Steelers 4 (Woodley 2, Harrison 1.5, Farrior 0.5)

**INTERCEPTIONS:** Jaguars 3 (Mathis 2 [TD], Landri), Steelers 2 (Farrior, Taylor)

## 2007 AFC DIVISIONAL PLAYOFF

PATRIOTS 31, JAGUARS 20  
JANUARY 12, 2008 · GILLETTE STADIUM

JACKSONVILLE JAGUARS (12-6)	7	7	3	3	—	20
NEW ENGLAND PATRIOTS (17-0)	7	7	14	3	—	31

The Jaguars ended their playoff run with a 31-20 loss to the Patriots at Gillette Stadium. The undefeated Patriots improved to 17-0 with the win. The Jaguars finished the first half with a 14-14 tie, but were outscored 14-3 in the third quarter by the Patriots. QB David Garrard led the Jaguars with two touchdowns but two costly drops in the endzone in the second half led to two Jaguars field goal.

TEAM	QTR	TIME	SCORING PLAY	TEAM STATS	JAX	NE
Jax.	1	10:50	M.Jones 8 pass from Garrard (Scobee kick)	First Downs	22	24
N.E.	1	5:01	Watson 3 pass from Brady (Gostkowski kick)	Total Yards	350	403
N.E.	2	14:57	Maroney 1 run (Gostkowski kick)	Rushing Yards	80	145
Jax.	2	7:46	Wilford 6 pass from Garrard (Scobee kick)	Passing Yards	270	258
N.E.	3	8:49	Welker 6 pass from Brady (Gostkowski kick)	Att-Comp-Int	33-22-1	28-26-0
Jax.	3	4:04	Scobee 39 field goal	Third Downs	4-10	6-10
N.E.	3	0:49	Watson 9 pass from Brady (Gostkowski kick)	Fourth Downs	2-3	1-1
Jax.	4	9:44	Scobee 25 field goal	Punts-Avg.	1-50.0	1-30.0
N.E.	4	6:39	Gostkowski 35 field goal	Fumbles-Lost	2-1	0-0
				Penalties-Yards	5-42	6-74
				Possession	27:18	32:42

Attendance: 68,756 · Temperature: 37 degrees

**RUSHING:** Jaguars - Taylor 13-47, Jones-Drew 6-19, Garrard 3-14, Patriots - Maroney 22-122 (1 TD), Welker 1-13, Faulk 4-9, Brady 2-1

**PASSING:** Jaguars - Garrard 33-22-278, 2 TDs, 1 INT, Patriots - Brady 28-26-262, 3 TDs, 0 INTs

**RECEIVING:** Jaguars - Jones-Drew 6-49, Lewis 4-74, Northcutt 4-42, M. Jones 3-48 (1 TD), Wilford 2-21 (1 TD), Williams 1-25, G. Jones 1-12, Smolko 1-7, Patriots - Welker 9-54 (1 TD), Faulk 5-36, Stallworth 3-68, Gaffney 3-26, Maroney 2-40, Watson 2-12 (2 TDs), Moss 1-14, Brady 1-12

**SACKS:** Jaguars 1 (Henderson 1), Patriots 1 (Warren 1)

**INTERCEPTIONS:** Jaguars 0, Patriots 1 (Harrison)

## 2017 AFC WILD CARD PLAYOFF

JAGUARS 10, BILLS 3  
JANUARY 7, 2018 · EVERBANK FIELD

BUFFALO BILLS (9-8)	0	3	0	0	-	3
JACKSONVILLE JAGUARS (11-6)	0	3	7	0	-	10

Playing in their first postseason game since the 2007 season – and their first at home since the 1999 season – the Jaguars won a gritty AFC Wild Card playoff game on the strength of their stingy defense. In a game that featured 17 punts, field position was key. The first three possessions by each team ended with a punt before the Jaguars got the first turnover of the day on CB Aaron Colvin's interception of QB Tyrod Taylor at the Buffalo 35 early in the second quarter. Unable to capitalize, Jacksonville punted again and Buffalo then put together its longest drive of the day, covering 71 yards in 18 plays and eating up 8:06 with K Stephen Hauschka's 31-yard field goal giving the Bills a 3-0 lead. On that drive the Bills had a 4th-and-1 from the 3-yard line but a neutral zone infraction gave them 1st-and-goal at the one. The Jacksonville defense, with the help of an offensive pass interference penalty, backed the Bills up to the 13 to force the field goal. The Jaguars' last possession of the quarter covered 27 yards in 6 plays with K Josh Lambo kicking a 44-yard field goal to tie it at the half. The Jaguars' best drive of the day came in the 3rd quarter when they methodically marched 86 yards in 15 plays – 12 runs and 3 passes – and used up 8:52, with QB Blake Bortles throwing a 1-yard touchdown pass to the back of the end zone to TE Ben Koyack on 4th-and-goal.

TEAM	QTR	TIME	SCORING PLAY	TEAM STATS	BUF	JAX
Buf	2	1:49	S. Hauschka 31 yd. Field Goal	First Downs	20	15
Jax.	2	0:02	Lambo 44 yd. Field Goal	Total Yards	263	230
Jax	3	0:42	Koyack 1 yd. pass from Bortles (Lambo)	Rushing Yards	130	155
				Passing Yards	133	75
				Att-Comp-Int	40-18-2	23-12-0
				Third Downs	7-18	2-12
				Fourth Downs	1-1	1-1
				Punts-Avg.	8-43.4	9-44.3
				Fumbles-Lost	1-0	3-0
				Penalties-Yards	5-52	5-34
				Possession	32:37	27:23

Attendance: 69,442 · Temperature: 53 degrees

**RUSHING:** Jaguars - B. Bortles 10-88, L. Fournette 21-57, M. Lee 1-5, C. Grant 1-3, C. Ivory 1-2 Bills - L. McCoy 19-75, T. Taylor 7-27, M. Tolbert 4-15, D. Thompson 1-9, N. Peterman 1-4

**PASSING:** Jaguars - Bortles 12-23-87 (TD) Bills - Taylor 17-37-134 (INT); Peterman 1-3-14 (INT)

**RECEIVING:** Jaguars - D. Westbrook 5-48, L. Fournette 3-21, M. Lewis 3-17, B. Koyack 1-1 Bills - L. McCoy 6-44, C. Clay 3-15, D. Thompson 2-23, N. O'Leary 2-22, Z. Jones 2-20, M. Tolbert 1-10, K. Benjamin 1-9, L. Thomas 1-5

**SACKS:** Jaguars - 2.0 (M. Jackson, M. Jack) Bills - 2.0 (L. Alexander, L. Johnson)

**INTERCEPTIONS:** Jaguars 2 (A. Colvin, J. Ramsey), Bills 0





# PLAYOFF GAME SUMMARIES

## 2017 AFC DIVISIONAL PLAYOFF


JAGUARS 45, STEELERS 42  
JANUARY 14, 2018 · HEINZ FIELD

JACKSONVILLE JAGUARS (12-6)	14	14	0	17	-	45
PITTSBURGH STEELERS (13-4)	0	14	7	21	-	42

The Jaguars advanced to the AFC Championship game with a thrilling 45-42 win in Pittsburgh after storming out to an early 21-0 lead. In a game which saw Jacksonville lead by 14 points five times, the Steelers kept coming back as QB Ben Roethlisberger threw for 469 yards and five touchdowns, including 311 yards and 3 TDs in the second half. The Jaguars converted a 4th-and-1 to cap their first drive with a touchdown, a 1-yard run by RB Leonard Fournette, before extending the lead to 14-0 on Fournette's 17-yard run. The Steelers went for it on 4th-and-1 on their ensuing drive and were stopped at the Jacksonville 25. The Jaguars then marched 75 yards in 11 plays with RB T.J. Yeldon giving them a 21-0 lead on a 4-yard run. LB Telvin Smith scored the Jaguars' next points, running 50 yards with a fumble forced when DE Yannick Ngakoue sacked Roethlisberger. Roethlisberger's touchdown passes of 23 yards to WR Antonio Brown and 36 yards to WR Martavis Bryant made it 28-14 at the half. The Steelers got within 7 on their initial drive of the third quarter, marching 77 yards in 10 plays with RB Le'Veon Bell catching a 19-yard scoring pass. In the fourth quarter Fournette's 3-yard touchdown run made it a 14-point game again at 35-21, but Pittsburgh responded with touchdowns on its final three possessions. They trailed by 7 at 42-35 with 2:18 remaining, but the Jaguars then recovered the onside kick to set up K Josh Lambo's 45-yard field goal which made it 45-35 with 1:45 left. Pittsburgh then drove 75 yards in 10 plays and scored on the game's final play.

TEAM	QTR	TIME	SCORING PLAY	TEAM STATS	JAX	PIT
Jax	1	10:40	Fournette 1 yd. run (Lambo kick)	First Downs	22	28
Jax	1	5:26	Fournette 18 yd. run (Lambo)	Total Yards	378	545
Jax	2	11:31	Yeldon 4 yd. run (Lambo)	Rushing Yards	164	83
Pit	2	8:20	Brown 23 yd. pass from Roethlisberger (Boswell)	Passing Yards	214	462
Jax	2	2:20	Smith 50 yd. fumble return (Lambo)	Att-Comp-Int	26-14-0	58-37-1
Pit	2	0:25	Bryant 36 yd. pass from Roethlisberger (Boswell)	Third Downs	8-14	7-16
Pit	3	9:09	Bell 19 yd. pass from Roethlisberger (Boswell)	Fourth Downs	1-1	4-6
Jax	4	10:34	Fournette 3 yd. run (Lambo kick)	Punts-Avg.	4-32.8	2-39.5
Pit	4	9:05	Brown 43 yd. pass from Roethlisberger (Boswell)	Fumbles-Lost	1-0	1-1
Jax	4	4:19	Bohanon 14 yd. pass from Bortles (Lambo)	Penalties-Yards	3-40	3-45
Pit	4	2:18	Bell 8 yd. run (Boswell kick)	Possession	28:50	31:10
Jax	4	1:45	Lambo 45 yd. Field Goal			
Pit	4	0:01	Smith-Schuster 4 yd. pass from Roethlisberger (Boswell)			

**Attendance:** 64,524 · **Temperature:** 18 degrees  
**RUSHING:** Jaguars - L. Fournette 25-109, B. Bortles 5-35, T. Yeldon 5-20 Steelers - L. Bell 16-67, B. Roethlisberger 2-16  
**PASSING:** Jaguars - Bortles 14-26-214 (TD) Steelers - Roethlisberger 37-58-469 (5 TDs, INT)  
**RECEIVING:** Jaguars - T. Yeldon 3-57, M. Lee 3-28, L. Fournette 2-10, K. Cole 1-45, B. Koyack 1-21, J. O'Shaughnessy 1-19, T. Bohanon 1-14, A. Hurns 1-12, D. Westbrook 1-8 Steelers - V. McDonald 10-112, L. Bell 9-88, A. Brown 7-132, E. Rogers 5-42, J. Smith-Schuster 3-5, M. Bryant 2-78, J. James 1-12  
**SACKS:** Jaguars - 2.0 (M. Dareus 1.0, Y. Ngakoue 1.0) Steelers - 0  
**INTERCEPTIONS:** Jaguars - 1 (M. Jack) Steelers - 0



In the 2017 Wild Card Playoff, second-year CB Jalen Ramsey recorded one interception in his first ever playoff appearance, leading the Jaguars to a 10-3 victory over the Bills.

## 2017 AFC CHAMPIONSHIP

PATRIOTS 24, JAGUARS 20  
JANUARY 21, 2018 · GILLETTE STADIUM

JACKSONVILLE JAGUARS (12-7)	0	14	3	3	-	20
NEW ENGLAND PATRIOTS (15-3)	3	7	0	14	-	24

The Jaguars led for most of the game including a 10-point lead in the fourth quarter, but two touchdown passes from QB Tom Brady to WR Danny Amendola in the final nine minutes gave the Patriots their third Super Bowl berth in four years. New England scored on its opening series with K Stephen Gostkowski's 31-yard field goal capping a 10-play drive. After punting on their initial series, the Jaguars put together back-to-back long touchdown drives, marching 76 yards in 7 plays and 77 in 10 to go up 14-3 on a QB Blake Bortles to TE Mercedes Lewis 4-yard pass and a RB Leonard Fournette 4-yard run. Near the end of the half the Patriots drove 85 yards in 6 plays to make it 14-10 on RB James White's 1-yard touchdown run. The Jaguars got the ball to start the second half and they extended their lead to 17-10 with K Josh Lambo's 54-yard field goal capping a 9-play drive. They added to the lead at 20-10 with another Lambo field goal - this time from 43 yards - at the start of the fourth quarter. Brady converted a 3rd-and-18 pass to Amendola and the duo then combined for a 14-yard completion to set up Amendola's 9-yard touchdown catch at the back of the end zone. Brady and Amendola teamed up again on a 4-yard touchdown pass with 2:48 left. The Jaguars' final drive ended with a failed 4th-and-15 at the New England 43, and New England then got one first down and ran out the clock.

TEAM	QTR	TIME	SCORING PLAY	TEAM STATS	JAX	NE
N.E.	1	9:21	Gostkowski 31 yd. Field Goal	First Downs	22	22
Jax	2	14:15	Lewis 4 yd. pass from Bortles (Lambo kick)	Total Yards	374	344
Jax	2	7:06	Fournette 4 yd. run (Lambo)	Rushing Yards	101	46
N.E.	2	0:55	White 1 yd. run (Gostkowski)	Passing Yards	273	298
Jax	3	10:23	Lambo 54 yd. Field Goal	Att-Comp-Int	36-23-0	39-27-0
Jax	4	14:52	Lambo 43 yd. Field Goal	Third Downs	6-15	3-12
N.E.	4	8:44	Amendola 9 yd. pass from Brady (Gostkowski)	Fourth Downs	0-1	1-1
N.E.	4	2:48	Amendola 4 yd. pass from Brady (Gostkowski)	Punts-Avg.	6-42.5	6-41.7
				Fumbles-Lost	1-0	1-1
				Penalties-Yards	6-98	1-10
				Possession	35:08	24:52

**Attendance:** 65,878 · **Temperature:** 48 degrees  
**RUSHING:** Jaguars - L. Fournette 24-76, T. Yeldon 5-25, C. Grant 1-2, B. Bortles 2-2 Patriots - D. Lewis 9-34, R. Burkhead 1-5, J. White 3-04, D. Amendola 1-3, T. Brady 5-0  
**PASSING:** Jaguars - Bortles 23-36-293 (TD) Patriots - Brady 26-38-290 (2 TDs), Amendola 1-1-20  
**RECEIVING:** Jaguars - A. Hurns 6-80, M. Lee 4-41, C. Grant 3-59, K. Cole 2-37, L. Fournette 2-13, T. Yeldon 2-4, D. Westbrook 1-29, T. Bohanon 1-20, M. Lewis 1-4, J. O'Shaughnessy 1-4 Patriots - D. Amendola 7-84, D. Lewis 7-32, B. Cooks 6-100, J. White 3-22, C. Hogan 2-20, P. Dorsett 1-31, R. Gronkowski 1-21  
**SACKS:** Jaguars - 3.0 (D. Fowler 2.0, M. Dareus 1.0) Patriots - 3.0 (K. Van Noy 1.0, T. Flowers 1.0, P. Chung 1.0)  
**INTERCEPTIONS:** Jaguars 0, Patriots 0



In the 2017 Divisional Round, rookie RB Leonard Fournette helped carry the Jaguars to victory after recording 25 rushing attempts for 109 yards and three touchdowns. His three rushing touchdowns tied for first in the NFL for the most single-game rushing touchdowns by a rookie in the postseason.



# PLAYOFF GAME SUMMARIES

## 2022 AFC WILD CARD PLAYOFF

JAGUARS 31, CHARGERS 30  
JANUARY 14, 2023 · TIAA BANK FIELD

JACKSONVILLE JAGUARS (9-8)	0	7	13	11	-	31
LOS ANGELES CHARGERS (10-7)	17	10	3	0	-	30

The Jaguars returned to the postseason for the first time since 2017 in a thrilling fashion after new Head Coach Doug Pederson led the team to a 31-30 victory. The Jaguars set a franchise record after coming back from a 27-point deficit, which was the third-largest comeback in NFL postseason history. The Chargers scored three touchdowns and two field goals in the first half before the Jaguars got on the board. After throwing four first-half interceptions, QB Trevor Lawrence followed up with four touchdown passes re-energizing the team and the home crowd. With 5:25 left in the fourth quarter, Lawrence completed a nine-yard touchdown pass to WR Christian Kirk, making the score 30-26. Lawrence followed the touchdown with a successful two-point conversion dive into the endzone to bring the Jaguars within two points, 30-28. The Chargers were forced to punt on their next possession giving the Jaguars one more opportunity with 3:09 left in the game. After working their way downfield, RB Travis Etienne set up the game-winning field goal after an explosive 25-yard rush. K Riley Patterson made a 36-yard field goal to give the Jaguars a one point lead as time expired advancing to the divisional round.

TEAM	QTR	TIME	SCORING PLAY	TEAM STATS	JAX	L.A.
L.A.	1	13:33	Ekeler 13 yd. run (Dicker kick)	First Downs	24	18
L.A.	1	5:30	Dicker 22 yd. field goal	Total Yards	390	320
L.A.	1	0:44	Ekeler 6 yd. run (Dicker kick)	Rushing Yards	117	67
L.A.	2	7:12	Everett 9 yd. pass from Herbert (Dicker kick)	Passing Yards	273	253
L.A.	2	4:25	Kicker 23 yd. field goal	Att-Comp-Int	47-28-4	43-25-0
Jax.	2	0:24	Engram 9 yd. pass from Lawrence (Patterson kick)	Third Downs	2-10	8-17
Jax.	3	5:11	M. Jones 6 yd. pass from Lawrence (Patterson kick)	Fourth Downs	2-3	0-0
L.A.	3	2:58	Dicker 50 yd. field goal	Punts-Avg.	3-41.3	5-40.6
Jax.	3	0:44	Z. Jones 39 yd. pass from Lawrence (pass failed)	Fumbles-Lost	1-1	1-0
Jax.	4	5:25	Kirk 9 yd. pass from Lawrence (Lawrence run)	Penalties-Yards	3-30	7-42
Jax.	4	0:00	Patterson 36 yd. field goal	Possession	27:21	32:39

Attendance: 70,250 · Temperature: 45 degrees

**RUSHING:** Jaguars - Etienne 20-109, Lawrence 1-8, Chargers - Ekeler 13-35 (2 TD), Kelley 7-20, Herbert 3-12

**PASSING:** Jaguars - Lawrence 47-28-288, 4 TDs, 4 INTs, Chargers - Herbert 43-25-273, 1 TDs, 0 INTs

**RECEIVING:** Jaguars - Engram 7-93 (1 TD), Kirk 8-78 (1 TD), Z. Jones 8-74 (1 TD), M. Jones 3-29 (1TD), Etienne 1-12, Agnew 1-2, Chargers - Everett 6-109 (1 TD), Allen 6-61, Palmer 2-31, Parham 4-23, Carter 2-17, McKitty 2-16, Ekeler 2-8, Kelley 1-8

**SACKS:** Jaguars 3 (Hines-Allen 1, Robertson-Harris 1, Walker 0.5, Fatukasi 0.5), Chargers 2 (Mack 1, Murray 0.5, Joseph 0.5)

**INTERCEPTIONS:** Jaguars 0, Chargers 4

## JAGUARS ALL-TIME PLAYOFF LEADERS

Category	Player	Number	Games
Pass Attempts	Mark Brunell	244	8
Passing Yards	Mark Burnell	1,525	8
Passing TDs	Mark Brunell	10	8
Rushing Attempts	Fred Taylor	127	7
Rushing Yards	Fred Taylor	612	7
Rushing TDs	Leonard Fournette	4	3
Receptions	Keenan McCardell	41	8
Receiving Yards	Jimmy Smith	647	9
Receiving TDs	Jimmy Smith	7	9
Tackles	Kevin Hardy	72	8
Solo Tackles	Kevin Hardy	58	8
Sacks	Tony Brackens	4	7
Interceptions	Aaron Beasley	3	8
Passes Defensed	Aaron Beasley	7	8
Forced Fumbles	Tony Brackens	3	7
	Kevin Hardy	3	8
Points	Mike Hollis	70	8

## 2022 DIVISIONAL PLAYOFF

CHIEFS 27, JAGUARS 20  
JANUARY 21, 2023 · ARROWHEAD STADIUM

JACKSONVILLE JAGUARS (9-8)	7	3	0	10	-	20
KANSAS CITY CHIEFS (14-3)	7	10	3	7	-	27

The Jaguars ended their playoff run with a 27-20 loss to the Chiefs at Arrowhead Stadium. The Chiefs outscored the Jaguars 17-10 in the first half and tied 10-10 in the second half. The Jaguars scored on the opening drive of the fourth quarter with a 4-yard rush by RB Travis Etienne Jr putting the Jaguars within three points of the Chiefs, 20-17. The touchdown was later followed up by Mahomes after completing a touchdown pass to WR Marquez Valdes-Scantling to extend the lead back to 10. With 30 seconds left on the clock, K Riley Patterson made a 48-yard field goal.

TEAM	QTR	TIME	SCORING PLAY	TEAM STATS	JAX	K.C.
K.C.	1	7:56	Kelce 8 yd. pass from Mahomes (Butker kick)	First Downs	20	23
Jax.	1	5:04	Kirk 10 yd. pass from Lawrence (Patterson kick)	Total Yards	349	362
K.C.	2	14:09	Butker 50 yd. field goal	Rushing Yards	144	144
K.C.	2	3:54	Kelce 1 yd. pass from Henne (Butker kick)	Passing Yards	205	218
Jax.	2	0:27	Patterson 41-yd field goal	Att-Comp-Int	39-24-1	37-27-0
K.C.	3	0:08	Butker 50 yd. field goal	Third Downs	7-13	6-12
Jax.	4	11:49	Etienne 4 yd. run (Patterson kick)	Fourth Downs	0-0	0-0
K.C.	4	7:08	Valdez-Scantling 6 yd. pass from Mahomes (Butker kick)	Punts-Avg.	4-47.8	4-50.8
Jax.	4	0:25	Patterson 48 yd. field goal	Fumbles-Lost	1-1	0-0
				Penalties-Yards	5-40	3-30
				Possession	24:59	35:01

Attendance: 73,220 · Temperature: 37 degrees

**RUSHING:** Jaguars - Etienne 10-62 (1 TD), Hasty 4-36, Lawrence 3-26, Kirk 1-18, Agnew 1-2, Chiefs - Pacheco 12-95, McKinnon 11-25, Toney 1-14, Mahomes 3-8, Moore 1-3

**PASSING:** Jaguars - Lawrence 39-24-217, 1 TD, 1 INT, Chiefs - Mahomes 30-22-195, 2 TDs, 0 INT, Henne 7-5-23, 1 TD, 0 INT

**RECEIVING:** Jaguars - Kirk 7-52, Z. Jones 5-83, Engram 5-31, Etienne 3-18, Agnew 2-5, M. Jones 1-21, Hasty 1-7, Chiefs - Kelce 14-98 (2 TD), Toney 5-36, Smith Schuster 2-29, Gray 1-27, Ju. Watson 1-12, Valdes-Scantling 1-6 (1 TD), Pacheco 1-6, Bell 1-4

**SACKS:** Jaguars 0, Chiefs 2 (Clark 1, Nnadi 1)

**INTERCEPTIONS:** Jaguars 0, Chiefs 1 (Ja. Watson)

## OVERALL PLAYOFF APPEARANCES



Seasons the Jaguars made the NFL Playoffs: 7 (1996, 1997, 1998, 1999, 2005, 2007, 2017 and 2022)

Total games in the NFL Playoffs: 16 (8-8)

Appearances in the AFC WILD CARD ROUND: 7 (5-2)



DATE	OPPONENT	RESULT	SCORE
12/28/1996	at Buffalo	WIN	30-27
12/27/1997	at Denver	LOSS	17-42
1/03/1999	vs. NEW ENGLAND	WIN	25-10
1/07/2006	at New England	LOSS	3-28
1/05/2008	at Pittsburgh	WIN	31-29
1/07/2018	vs. Buffalo	WIN	10-3
1/14/23	vs. L.A. Chargers	WIN	31-30

Appearances in the AFC DIVISIONAL ROUND: 6 (3-3)



DATE	OPPONENT	RESULT	SCORE
1/04/1997	at Denver	WIN	30-27
1/10/1999	at N.Y. Jets	LOSS	24-34
1/15/2000	vs. MIAMI	WIN	62-7
1/12/2008	at New England	LOSS	20-31
1/14/2018	at Pittsburgh	WIN	45-42
1/21/23	at Kansas City	LOSS	27-20

Appearances in the AFC CHAMPIONSHIP GAME: 3 (0-3)



DATE	OPPONENT	RESULT	SCORE
1/12/1997	at New England	LOSS	6-20
1/23/2000	vs. TENNESSEE	LOSS	14-33
1/21/2018	at New England	LOSS	20-24





# ATTENDANCE AND WEATHER RECORDS

## ANNUAL ATTENDANCE NUMBERS

Year	Home Total (Average)	Road Total (Average)	Total (Average)
2023*	621,281 (69,031)	529,302 (66,163)	1,150,583 (67,681)
2022*	531,675 (66,459)	599,053 (66,561)	1,130,728 (66,513)
2021*	539,716 (59,968)	530,775 (66,347)	1,070,491 (62,970)
2020*	127,355 (15,919)##	34,324 (3,579)##	155,987 (9,749)
2019*	504,686 (63,086)	509,989 (63,749)	1,014,675 (63,417)
2018*	554,814 (69,352)	467,619 (58,452)	1,022,433 (63,902)
2017*	514,427 (64,303)	535,141 (66,893)	1,049,568 (65,598)
2016*	517,172 (64,467)	514,067 (64,258)	1,031,239 (64,492)
2015*	514,268 (64,284)	542,243 (67,781)	1,056,511 (66,032)
2014*	524,335 (65,541)	542,292 (67,786)	1,066,627 (66,664)
2013*	503,140 (62,892)	525,079 (65,634)	1,028,219 (64,263)
2012	519,872 (64,984)	490,698 (61,337)	1,010,570 (63,160)
2011	498,655 (62,331)	551,000 (68,875)	1,049,655 (65,603)
2010	504,262 (63,033)	557,341 (69,688)	1,061,603 (66,351)
2009	397,214 (49,652)	553,947 (69,243)	951,161 (59,448)
2008	522,778 (65,347)	531,535 (66,442)	1,054,313 (65,895)
2007	522,261 (65,283)	544,420 (68,053)	1,066,681 (66,668)
2006	534,866 (66,858)	569,186 (71,148)	1,104,052 (69,003)
2005	525,519 (65,690)	512,337 (64,042)	1,037,856 (64,866)
2004	555,464 (69,433)	496,092 (62,012)	1,051,556 (65,722)
2003	449,700 (56,213)	552,556 (69,070)	1,002,256 (62,641)
2002	450,216 (56,277)	525,010 (65,626)	975,226 (60,952)
2001	483,542 (60,443)	504,237 (63,030)	987,779 (61,736)
2000	482,510 (60,314)	509,447 (53,681)	991,957 (61,997)
1999	540,805 (67,601)	524,545 (65,568)	1,065,350 (66,584)
1998	561,472 (70,184)	490,956 (61,370)	1,052,428 (65,777)
1997	557,547 (69,693)	420,543 (52,568)	978,090 (61,130)
1996	533,533 (66,692)	382,383 (47,798)	915,916 (57,245)
1995	554,814 (69,352)	467,619 (58,452)	1,022,433 (63,902)

\* Includes home game in London as part of the NFL's International Series  
#Jaguars home games were limited to 25 percent capacity due to COVID-19

## EXTREME CONDITIONS

### WARMEST GAMES

Rk.	Date	Opponent	Result	Temp.
1.	Sept. 16, 2018	New England Patriots	W, 31-20	97
2.	Sept. 8, 2019	Kansas City Chiefs	L, 40-26	91
3.	Sept. 11, 2016	Green Bay Packers	L, 27-23	90
	Sept. 12, 2010	Denver Broncos	W, 24-17	90
5.	Sept. 26, 2010	Philadelphia Eagles	L, 28-3	89
	Sept. 23, 2018	Tennessee Titans	L, 9-6	89
7.	Oct. 7, 2012	Chicago Bears	L, 41-3	88
	Sept. 16, 2007	Atlanta Falcons	W, 13-7	88
	Sept. 20, 1998	at Tennessee Titans	W, 27-22	88
	Sept. 6, 1998	at Chicago Bears	W, 24-23	88
11.	Sept. 17, 2023	Kansas City Chiefs	L, 17-9	87
	Sept. 29, 2019	at Denver Broncos	W, 26-24	87
	Sept. 11, 2011	Tennessee Titans	W, 16-14	87
	Oct. 6, 2002	Philadelphia Eagles	W, 28-25	87
	Sept. 29, 2002	New York Jets	W, 28-3	87
	Sept. 8, 1996	Houston Texans	L, 34-27	87

### COLDEST GAMES

Rk.	Date	Opponent	Result	Temp.
1.	Dec. 17, 2000	at Cincinnati Bengals	L, 17-14	9
2.	Dec. 19, 2004	at Green Bay Packers	W, 28-25	12
3.	Jan. 3, 2010	at Cleveland Browns	L, 23-17	16
4.	Jan. 14, 2018*	at Pittsburgh Steelers	W, 45-42	18
5.	Dec. 7, 2008	at Chicago Bears	L, 23-10	19
6.	Dec. 31, 2017	at Tennessee Titans	L, 15-10	23
	Dec. 23, 2000	at New York Giants	L, 28-25	23
8.	Jan. 7, 2006	at New England Patriots	L, 28-3	24
9.	Dec. 14, 2003	at New England Patriots	L, 27-13	25
10.	Jan. 10, 1999*	at New York Jets	L, 34-24	26

\* Postseason game  
(All degrees in Fahrenheit)

## SINGLE-GAME ATTENDANCE RECORDS

The Jaguars have played at EverBank Stadium, most recently known as TIAA Bank Field (2018-2022), EverBank Field (2010-17), Jacksonville Municipal Stadium (1995-96, 2007-09) and Alltel Stadium (1997-2006), since the franchise's inaugural season in 1995. The stadium originally opened with a seating capacity of 73,000, which later expanded to 76,867. Since 2014, the Jaguars removed more than 12,000 seats as part of renovations to install a pool deck, end zone cabanas and upgraded club suites. The largest crowd ever at EverBank Stadium was 85,413 for an NCAA football game between Florida State and Alabama on Sept. 29, 2007. The current capacity for Jaguars games is 67,814.

### HOME ATTENDANCE RECORDS (EverBank Stadium)

Rk.	Date	Opponent	Result	Attendance
1.	Dec. 5, 2004	Pittsburgh Steelers	L, 17-16	76,877
2.	Jan. 23, 2000*	Tennessee Titans	L, 33-14	75,206
3.	Jan. 15, 2000*	Miami Dolphins	W, 62-7	75,173
4.	Dec. 28, 1998	Pittsburgh Steelers	W, 21-3	74,143
5.	Oct. 12, 1998	Miami Dolphins	W, 28-21	74,051
6.	Dec. 7, 1997	New England Patriots	L, 26-20	73,446
7.	Oct. 3, 2004	Indianapolis Colts	L, 24-17	73,114
8.	Sept. 22, 1997	Pittsburgh Steelers	W, 30-21	73,016
9.	Sept. 1, 1995	Houston Oilers	L, 10-3	72,363
10.	Nov. 15, 1998	Tampa Bay Buccaneers	W, 29-24	72,974

### ROAD ATTENDANCE RECORDS

Rk.	Date	Opponent	Result	Attendance
1.	Oct. 14, 2018	Dallas Cowboys	L, 40-7	90,767
2.	Oct. 1, 2006	Washington	L, 36-30 (OT)	89,450
3.	Oct. 31, 2010	Dallas Cowboys	W, 35-17	81,395
4.	Sept. 14, 2014	Washington	L, 41-10	80,037
5.	Sept. 19, 2011	New York Jets	L, 32-3	78,834
6.	Jan. 10, 1999*	New York Jets	L, 34-24	78,817
7.	Nov. 28, 2010	New York Giants	L, 24-20	78,533
8.	Nov. 3, 2002	New York Giants	L, 24-17	78,337
9.	Oct. 11, 1999	New York Jets	W, 16-6	78,216
10.	Nov. 8, 2015	New York Jets	L, 28-23	78,160

\* Postseason game

## INTERNATIONAL SERIES CROWDS

In 2007, the NFL International Series commenced with teams playing regular season games at Wembley Stadium in London, U.K. Jacksonville, which has participated in the International Series annually since 2013, has posted three of the top four NFL crowds at Wembley Stadium, including the venue's largest attendance for such an event on Oct. 30, 2022 vs. Denver (86,215).

### NFL INTERNATIONAL SERIES ATTENDANCE RECORDS

Rk.	Date	Matchup/Result	Attendance
1.	Oct. 30, 2022	Denver 21, Jacksonville 17	86,215
2.	Oct. 28, 2018	Philadelphia 24, Jacksonville 18	85,870
3.	Oct. 1, 2023	Jacksonville 23, Atlanta 7	85,716
4.	Oct. 14, 2018	Seattle 27, Oakland 3	84,922
5.	Nov. 3, 2019	Houston 26, Jacksonville 3	84,771
6.	Sept. 24, 2017	Jacksonville 44, Baltimore 7	84,592
7.	Oct. 30, 2016	Washington 27, Cincinnati 27	84,448
8.	Oct. 1, 2017	New Orleans 20, Miami 0	84,423
9.	Oct. 21, 2018	L.A. Chargers 20, Tennessee 19	84,301
10.	Oct. 25, 2009	New England 35, Tampa Bay 7	84,254
11.	Oct. 25, 2015	Jacksonville 34, Buffalo 31	84,021
12.	Oct. 28, 2012	New England 45, St. Louis 7	84,004



In 2023, the Jaguars recorded a 23-7 victory over Atlanta at Wembley Stadium and a 25-20 victory over Buffalo in Tottenham Hotspur Stadium. OLB Josh Hines-Allen posted 3.0 sacks against Atlanta and became the first player in NFL history to record at least 3.0 sacks outside of the United



# PRIME-TIME GAMES

## PRIME TIME BY DAY

### SUNDAY NIGHT (5-7)

Sept. 24, 1995 vs. Green Bay (TNT)	L	24-14
Dec. 15, 1996 vs. Seattle (ESPN)	W	20-13
Dec. 20, 1998 at Minnesota (ESPN)	L	50-10
Nov. 21, 1999 vs. New Orleans (ESPN)	W	41-23
Oct. 8, 2000 vs. Baltimore (ESPN)	L	15-10
Nov. 19, 2000 at Pittsburgh (ESPN)	W	34-24
Nov. 3, 2002 at New York Giants (ESPN)	L	24-17
Nov. 30, 2003 vs. Tampa Bay (ESPN)	W	17-10
Dec. 5, 2004 vs. Pittsburgh (ESPN)	L	17-16
Oct. 9, 2005 vs. Cincinnati (ESPN)	W	23-20
Oct. 5, 2008 vs. Pittsburgh (NBC)	L	26-21
Dec. 17, 2023 vs. Baltimore (NBC)	L	23-7

### THURSDAY NIGHT (7-9)

Dec. 2, 1999 vs. Pittsburgh (ESPN)	W	20-6
Oct. 18, 2001 vs. Buffalo (ESPN)	L	13-10
Dec. 18, 2008 vs. Indianapolis (NFL Network)	L	31-24
Dec. 17, 2009 vs. Indianapolis (NFL Network)	L	35-31
Dec. 15, 2011 at Atlanta (NFL Network)	L	41-14
Nov. 8, 2012 vs. Indianapolis (NFL Network)	L	27-10
Dec. 5, 2013 vs. Houston (NFL Network)	W	27-20
Dec. 18, 2014 vs. Tennessee (NFL Network)	W	21-13
Nov. 19, 2015 vs. Tennessee (NFL Network)	W	19-13
Oct. 27, 2016 at Tennessee (NFL Network)	L	36-22
Dec. 6, 2018 at Tennessee (NFL Network)	L	30-9
Dec. 19, 2019 vs. Tennessee (NFL Network)	W	20-7
Sept. 24, 2020 vs. Miami (NFL Network)	L	31-13
Sept. 30, 2021 at Cincinnati (NFL Network)	L	24-21
Dec. 22, 2022 at New York Jets (Amazon Prime)	W	19-3
Oct. 19, 2023 at New Orleans (Amazon Prime)	W	31-24

### MONDAY NIGHT (8-8)

Sept. 22, 1997 vs. Pittsburgh (ABC)	W	30-21
Oct. 12, 1998 vs. Miami (ABC)	W	28-21
Dec. 28, 1998 vs. Pittsburgh (ABC)	W	21-3
Oct. 11, 1999 at New York Jets (ABC)	W	16-6
Dec. 13, 1999 vs. Denver (ABC)	W	27-24
Sept. 25, 2000 at Indianapolis (ABC)	L	43-14
Oct. 16, 2000 at Tennessee (ABC)	L	27-13
Dec. 3, 2001 vs. Green Bay (ABC)	L	28-21
Sept. 18, 2006 vs. Pittsburgh (ESPN)	W	9-0
Nov. 20, 2006 vs. New York Giants (ESPN)	W	26-10
Oct. 22, 2007 vs. Indianapolis (ESPN)	L	29-7
Dec. 1, 2008 at Houston (ESPN)	L	30-17
Oct. 18, 2010 vs. Tennessee (ESPN)	L	30-3
Oct. 24, 2011 vs. Baltimore (ESPN)	W	12-7
Dec. 5, 2011 vs. San Diego (ESPN)	L	38-14
Dec. 4, 2023 vs. Cincinnati (ESPN)	L	34-31 (OT)

### SATURDAY NIGHT (1-1)

Jan. 7, 2023 vs. Tennessee (ESPN)	W	20-16
-----------------------------------	---	-------

YEAR	SEASON RECORD	PRIME TIME	NETWORK
1995	4-12	1	TNT
1996	9-7	1	ESPN
1997	11-5	1	ABC
1998	11-5	3	ESPN, ABC (2)
1999	14-2	4	ESPN (2), ABC (2)
2000	7-9	4	ABC (2), ESPN (2)
2001	6-10	2	ESPN, ABC
2002	6-10	1	ESPN
2003	5-11	1	ESPN
2004	9-7	1	ESPN
2005	12-4	1	ESPN
2006	8-8	2	ESPN (2)
2007	11-5	1	ESPN
2008	5-11	3	NBC, ESPN, NFL Network
2009	7-9	1	NFL Network
2010	8-8	1	ESPN
2011	5-11	3	ESPN (2), NFL Network
2012	2-14	1	NFL Network
2013	4-12	1	NFL Network
2014	3-13	1	NFL Network
2015	5-11	1	NFL Network
2016	3-13	1	NFL Network
2017	10-6	0	---
2018	5-11	1	NFL Network
2019	6-10	1	NFL Network
2020	1-15	1	NFL Network
2021	3-14	1	NFL Network
2022	9-8	2	Amazon Prime, ESPN
2023	9-8	3	NBC, Amazon Prime, ESPN

## PRIME TIME BY DAY

Jacksonville has played in 45 nationally-televised prime-time games in the franchise's 29-season history, posting a 21-24 (.467) record in prime-time contests.

In prime-time matchups, the Jaguars have gone **17-14** (.548) at home and **4-9** (.308) on the road. Jacksonville has played 13 of its last 19 and 21 of its last 28 prime-time contests at EverBank Stadium.

The Jaguars own an **8-8** (.500) record on Monday Night Football, a **5-7** (.417) record on Sunday Night Football, a **7-9** (.438) record on Thursday Night Football, and a **1-0** (1.00) record on Saturday Night Football.

Date	Opponent	Network	Result
Dec. 17, 2023	Baltimore#	NBC	L, 23-7
<b>Dec. 4, 2023</b>	<b>Cincinnati</b>	<b>ESPN</b>	<b>L, 34-31(OT)</b>
Oct. 19, 2023	at New Orleans*	Amazon Prime	W, 31-24
Jan. 7, 2023	Tennessee+	ESPN	W, 20-16
Dec. 22, 2022	at N.Y. Jets*	Amazon Prime	W, 19-3
Sept. 30, 2021	at Cincinnati	NFL Network	L, 24-21
Sept. 24, 2020	Miami	NFL Network	L, 31-13
Sept. 19, 2019	Tennessee*	NFL Network	W, 20-7
Dec. 6, 2018	at Tennessee*	NFL Network	L, 30-9
Oct. 27, 2016	at Tennessee*	NFL Network	L, 36-22
Nov. 19, 2015	Tennessee*	NFL Network	W, 19-13
Dec. 18, 2014	Tennessee*	NFL Network	W, 21-13
Dec. 5, 2013	Houston*	NFL Network	W, 27-20
Nov. 8, 2012	Indianapolis*	NFL Network	L, 27-10
Dec. 15, 2011	at Atlanta*	NFL Network	L, 41-14
<b>Dec. 5, 2011</b>	<b>San Diego</b>	<b>ESPN</b>	<b>L, 38-14</b>
<b>Oct. 24, 2011</b>	<b>Baltimore</b>	<b>ESPN</b>	<b>W, 12-7</b>
<b>Oct. 18, 2010</b>	<b>Tennessee</b>	<b>ESPN</b>	<b>L, 30-3</b>
Dec. 17, 2009	Indianapolis*	NFL Network	L, 35-31
Dec. 18, 2008	Indianapolis*	NFL Network	L, 31-24
<b>Dec. 1, 2008</b>	<b>at Houston</b>	<b>ESPN</b>	<b>L, 30-17</b>
Oct. 5, 2008	Pittsburgh#	NBC	L, 26-21
<b>Oct. 22, 2007</b>	<b>Indianapolis</b>	<b>ESPN</b>	<b>L, 29-4</b>
<b>Nov. 20, 2006</b>	<b>N.Y. Giants</b>	<b>ESPN</b>	<b>W, 26-10</b>
<b>Sept. 18, 2006</b>	<b>Pittsburgh</b>	<b>ESPN</b>	<b>W, 9-0</b>
Oct. 9, 2005	Cincinnati#	ESPN	W, 23-20
Dec. 5, 2004	Pittsburgh#	ESPN	L, 17-16
Nov. 30, 2003	Tampa Bay#	ESPN	W, 17-10
Nov. 3, 2002	at N.Y. Giants#	ESPN	L, 24-17
<b>Dec. 3, 2001</b>	<b>Green Bay</b>	<b>ABC</b>	<b>L, 28-21</b>
Oct. 18, 2001	Buffalo*	ESPN	L, 13-10
Nov. 19, 2000	at Pittsburgh#	ESPN	W, 34-24
<b>Oct. 16, 2000</b>	<b>at Tennessee</b>	<b>ABC</b>	<b>L, 27-13</b>
Oct. 8, 2000	Baltimore#	ESPN	L, 15-10
<b>Sept. 25, 2000</b>	<b>at Indianapolis</b>	<b>ABC</b>	<b>L, 43-14</b>
<b>Dec. 13, 1999</b>	<b>Denver</b>	<b>ABC</b>	<b>W, 27-24</b>
Dec. 2, 1999	Pittsburgh*	ESPN	W, 20-6
Nov. 21, 1999	New Orleans#	ESPN	W, 41-23
<b>Oct. 11, 1999</b>	<b>at N.Y. Jets</b>	<b>ABC</b>	<b>W, 16-6</b>
<b>Dec. 28, 1998</b>	<b>Pittsburgh</b>	<b>ABC</b>	<b>W, 21-3</b>
Dec. 20, 1998	at Minnesota#	ESPN	L, 50-10
<b>Oct. 12, 1998</b>	<b>Miami</b>	<b>ABC</b>	<b>W, 28-21</b>
<b>Sept. 22, 1997</b>	<b>Pittsburgh</b>	<b>ABC</b>	<b>W, 30-21</b>
Dec. 15, 1996	Seattle#	ESPN	W, 20-13
Sept. 24, 1995	Green Bay#	TNT	L, 24-14

**BOLD:** Monday night game

\* Thursday night game

+ Saturday night game

# Sunday night game



OLB Josh Hines-Allen returned a fumble 37 yards for a touchdown with less than three minutes remaining to beat the Titans 20-16 on Saturday night, January 7, 2023. This win gave the Jaguars the AFC South division title and a trip to the playoffs for the first time since 2017.





# OVERTIME GAMES

## OVERTIME RECORD

LOCATION	W	L	T	WON TOSS	LOST TOSS
HOME	5	2	0	7	0
ROAD	4	8	0	5	7
<b>TOTALS</b>	<b>9</b>	<b>10</b>	<b>0</b>	<b>12</b>	<b>7</b>

### Sept. 22, 1996 — at New England 28, Jacksonville 25

After spotting New England a 22-0 lead, the Jaguars rallied in the second half, scoring three touchdowns on 51-, 41- and 61-yard completions from QB Mark Brunell and a K Mike Hollis field goal, to tie the score at 25-25. The Patriots had the only possession in overtime and won on a 40-yard field goal by K Adam Vinatieri.

### Nov. 24, 1996 — Jacksonville 28, at Baltimore 25

The Ravens led 25-10 going into the fourth quarter. After a touchdown pass from QB Mark Brunell to TE Pete Mitchell, the defense recovered a fumble at the Ravens' 19-yard line. Brunell found WR Willie Jackson six plays later, and Brunell ran in for the two-point conversion to tie the game at 25-25 with 1:24 remaining. The Jaguars won the toss, but were forced to punt. The Ravens fumbled, and Jacksonville drove down the field, with K Mike Hollis winning the game with a 34-yard field goal.

### Oct. 26, 1997 — at Pittsburgh 23, Jacksonville 17

The Jaguars took a 10-0 lead into the second half, but Pittsburgh came back to take a 14-10 fourth-quarter lead. After a QB Mark Brunell TD pass to TE Pete Mitchell, the Jaguars took a 17-14 lead. The Steelers scored on a 19-yard field goal at the end of the fourth quarter to tie the game 17-17. The Steelers won the toss and scored on a 17-yard shovel pass from QB Kordell Stewart to RB Jerome Bettis.

### Oct. 29, 2000 — Jacksonville 23, at Dallas 17

The Jaguars ended a five-game losing streak with a 23-17 overtime road victory over the Cowboys, with WR Alvis Whitted scoring on a 37-yard pass from QB Mark Brunell on the first series of overtime for his second touchdown of the game. Brunell threw for three TDs and tied a team record for passing accuracy, as he completed 20 of 24 passes. TE Kyle Brady caught 10 of those passes for 134 yards, as he eclipsed the 100-yard mark for the second straight week.

### Nov. 14, 2004 — at Jacksonville 23, Detroit 17

The Jaguars continued their dramatic play with a 23-17 overtime win over the Detroit Lions at ALLTEL Stadium. QB David Garrard started his first game since 2002 in place of injured QB Byron Leftwich and led the team with 198 yards passing and two touchdowns. WR Jimmy Smith caught the game-winning 36-yard touchdown pass from Garrard in overtime. The Lions erased a 17-3 fourth-quarter lead with two WR Eddie Drummond touchdown returns.

### Sept. 25, 2005 — Jacksonville 26, at New York Jets 20

The Jaguars defeated the New York Jets 26-20 on a game-winning 36-yard touchdown pass from QB Byron Leftwich to WR Jimmy Smith at the Meadowlands. Both teams began the overtime with interceptions and after forcing the Jets to punt on their third drive, Leftwich threw 36 yards for the game-winner.

### Oct. 16, 2005 — Jacksonville 23, at Pittsburgh 17

The Jaguars defeated the Steelers 23-17 in Pittsburgh on a dramatic 41-yard interception return for a touchdown by CB Rashean Mathis in overtime. The Steelers won the toss and WR Quincy Morgan returned the kickoff 74 yards. On third down QB Tommy Maddox fumbled the snap and DE Reggie Hayward recovered the ball. The Jaguars stalled on offense and P Chris Hanson recorded his team record-tying ninth punt of the game. Two plays later Mathis ended the game with his interception.

### Oct. 1, 2006 — at Washington 36, Jacksonville 30

Jacksonville erased a 10-point deficit in the fourth quarter to force overtime, but Washington scored on the opening possession of the extra period on a 68-yard touchdown reception by WR Santana Moss from QB Mark Brunell to claim a 36-30 win at FedExField.

### Sept. 28, 2008 — at Jacksonville 30, Houston 27

The Jaguars and Texans both scored 10 points in the fourth quarter to force overtime, but the Jaguars won the toss and QB David Garrard drove the Jaguars 51 yards in six plays and K Josh Scobee connected on a 37-yard field goal for the game winner.

### Oct. 18, 2009 — at Jacksonville 23, St. Louis 20

The Jaguars won the toss in overtime and never gave the football up in a 23-20 victory over the Rams. Starting from the 20-yard line, QB David Garrard engineered a 13 play, 62-yard drive, which included a mixture of passes and runs to set up the 36-yard game-winning field goal by K Josh Scobee.

### Dec. 26, 2010 — Washington 20, at Jacksonville 17

The Jaguars got the ball first, but they began at their own 11 following a miscue on the kickoff return. On third down QB David Garrard's pass was intercepted by CB Kevin Barnes at Jacksonville's 22, and three plays later K Graham Gano hit the game-winner from 31 yards.

### Sept. 9, 2012 — at Minnesota 26, Jacksonville 23

After the Jaguars took a 23-20 lead with 20 seconds left, Minnesota took advantage of a short kickoff to start at its 31-yard line with 14 seconds remaining. QB Christian Ponder completed passes for 26 and 6 yards to reach the Jacksonville 37, from where K Blair Walsh booted a 55-yard field goal to tie it at 23-23 as time expired in regulation. In overtime the Vikings used eight plays to go 55 yards, setting up Walsh's fourth field goal from 38 yards. The Vikings defense then held as the Jaguars failed to convert a first down.

### Oct. 21, 2012 — at Oakland 26, Jacksonville 23

For the second time in six games the Jaguars suffered a heart-breaking overtime loss on the road. In overtime, the Jaguars had the first possession, and on third down QB Chad Henne completed a pass to WR Cecil Shorts who fumbled and the Raiders recovered at the Jacksonville 21. From there, K Sebastian Janikowski kicked a 40-yard field goal to win the game.

### Nov. 18, 2012 — at Houston 43, Jacksonville 37

In overtime, Houston won the coin toss and took 14 plays to set up K Shayne Graham's third field goal, from 25 yards. The Jaguars responded with an 11-play, 53-yard drive capped by K Josh Scobee's third field goal that followed a 4th-and-10 conversion and a 28-yard run by RB Jalen Parmele to the Houston six. With the score tied at 37-37 CB Derek Cox intercepted QB Matt Schaub on the next series to set the Jaguars up at the Houston 47, but this time the Jaguars' 4th-and-10 conversion failed. Two plays later Schaub hit WR Andre Johnson with a short pass that he took 48 yards for the game-winner 12:59 into the overtime period.

### Oct. 4, 2015 — at Indianapolis 16, Jacksonville 13

The Jaguars took a 13-10 lead into the second half, but Indianapolis scored a 23-yard field goal during the third quarter to tie the game 13-13. After a punt by both teams in overtime, the Jaguars drove to the Colts' 30-yard line, but K Jason Myers missed a 48-yard FG try on fourth-and-eight with 8:18 remaining in the first overtime period. Six plays later, K Adam Vinatieri kicked the game-winning 27-yard FG to seal the 16-13 victory.

### Oct. 1, 2017 — at New York Jets 23, Jacksonville 20

The Jaguars lost in overtime on the road against the New York Jets. In overtime, both teams punted on their first two possessions. The Jaguars' third series began at their own 3 after a 70-yard punt and a penalty, and when they were forced to punt the ball back to New York, the Jets got possession at the Jaguars 25-yard line following another penalty. From there it took just four plays for K Chandler Catanzaro to kick a 41-yard game-winner with 32 seconds left in overtime.

### Nov. 12, 2017 — at Jacksonville 20, Los Angeles Chargers 17

The Jaguars defeated the Los Angeles Chargers 20-17 on a game-winning 30-yard field goal by K Josh Lambo at TIAA Bank Field. The Jaguars got first possession but were forced to punt. Taking over at their own 10, the Chargers ran two plays before QB Philip Rivers was intercepted by CB A.J. Bouye, who returned the pick 51 yards to the Los Angeles 2. A taunting penalty backed them up to the 17, from where Lambo kicked the game-winner.

### Dec. 6, 2020 — at Minnesota 27, Jacksonville 24

The Jaguars lost in overtime on the road against the Vikings, 27-24. WR Laviska Shenault Jr. scored the first TD for the Jaguars to put Jacksonville ahead, 7-0 and LB Joe Schobert started the second half with a pick-six. After the Vikings took a 24-16 lead with 3:50 remaining, RB James Robinson scored on a 1-yard run and QB Mike Glennon connected with WR Collin Johnson to tie the game.

### Dec. 18, 2022 -- Jacksonville 40, Dallas 34

The Jaguars defeated the Cowboys in overtime after coming back from a 27-10 deficit, tied for the third-largest comeback in franchise history. After the two-minute warning of the fourth quarter, Dallas recovered a fumble by QB Trevor Lawrence, but the Jacksonville defense forced Dallas to punt with one minute remaining. The Jaguars offense moved down the field to set up K Riley Patterson for a 48-yard field goal to send the game to overtime. The Jaguars won the toss but were forced to punt. On the fourth play of the Cowboys drive, S Rayshawn Jenkins intercepted a QB Dak Prescott pass and returned it 52 yards for the game-winning touchdown.

### Dec. 4, 2023 — Cincinnati 34, Jacksonville 31

The Jaguars lost in overtime on Monday Night Football against the Bengals, 34-31. RB Travis Etienne Jr. scored the first TD for the Jaguars to put Jacksonville ahead, 7-0 and TE Evan Engram recorded a 22-yard touchdown reception to tie the score at the half. After the Bengals took a 31-28 lead, K Brandon McManus recorded a 40-yard field goal to send the game into overtime. After failing to convert on third down, the Jaguars selected to punt. With only 1:50 remaining in overtime, the Bengals sealed the game with a 48-yard field goal.



BUD LIGHT BUD LIGHT BUD LIGHT BUD LIGHT BUD LIGHT BUD LIGHT BUD LIGHT BUD LIGHT



PROUD PARTNER

# EASY TO SUNDAY



ENJOY RESPONSIBLY  
© 2024 Anheuser-Busch, Bud Light® Beer, St. Louis, MO MAR  
© 2024 NFL Properties LLC. All NFL-related trademarks are trademarks of the National Football League



# TEAM RECORDS

## WINS / LOSSES

### All-Time Record

Regular Season	198-269
Home	119-115
Road	79-154

### Most Consecutive Wins

1.	10/3/99 through 12/19/99	11
2.	11/24/96 through 9/22/97	8
3.	12/14/97 through 10/12/98	7
4.	10/1/23 through 10/29/23	5
	12/11/22 through 1/7/23	5
	12/18/05 through 9/18/06	5
	11/6/05 through 12/4/05	5
	9/6/98 through 10/12/98	5

### Most Consecutive Home Wins

1.	9/29/96 through 11/30/97	13
2.	10/17/99 through 9/17/00	7
3.	11/5/17 through 9/16/18	6
	12/18/05 through 11/5/06	6
	9/13/98 through 12/6/98	6

### Most Consecutive Road Wins

1.	12/11/22 through 11/26/23	8
2.	9/19/99 through 12/19/99	7
3.	11/20/05 through 12/25/05	4
	12/14/97 through 9/27/98	4

### Most Consecutive Losses

1.	9/20/20 through 10/10/21	20
2.	12/2/12 through 10/27/13	13
3.	10/23/16 through 12/18/16	9
	12/15/13 through 10/12/14	9
5.	10/7/18 through 11/25/18	7
	9/30/12 through 11/18/12	7
	10/29/95 through 12/17/95	7

### Most Consecutive Home Losses

1.	9/20/20 through 12/27/20	7
	12/9/12 through 11/17/13	7
3.	9/16/12 through 11/8/12	5
	9/24/20 through 11/29/20	5
5.	Seven streaks tied, last:	4
	10/23/16 through 12/11/16	

### Most Consecutive Road Losses

1.	12/22/19 through 1/9/22	17
2.	12/29/13 through 11/8/15	13
3.	10/21/12 through 10/13/13	10
	10/29/95 through 11/17/96	10
5.	12/29/02 through 12/28/03	9

## POSTSEASON

### Postseason Record

8-8

### Home Postseason Record

4-1

### Away Postseason Record

4-7

## SCORING

### POINTS

#### Most Points Scored in a Season

1.	2017	417
2.	2007	411
3.	2022	404
4.	1999	396
5.	1997	394

#### Most Points Scored in a Game

1.	12/13/15 vs. Indianapolis	51
2.	12/23/07 vs. Oakland	49
3.	12/3/00 vs. Cleveland	48
4.	12/17/17 vs. Houston	45
	11/1/98 at Baltimore	45

#### Most Points Scored - First Quarter

1.	vs. Philadelphia (W, 38-21, 10/12/97)	21
2.	at New Orleans (L, 24-41, 11/4/07)	17
	vs. Tennessee (W, 40-13, 1/1/06)	17
	at Baltimore (L, 36-39, 9/10/00)	17
	at Tennessee (W, 30-24, 11/2/97)	17

#### Most Points Scored - Second Quarter

1.	vs. Tampa Bay (W, 41-14, 12/11/11)	28
	at Baltimore (W, 45-19, 11/1/98)	28
3.	vs. Buffalo (W, 34-31, 10/25/15)	27
4.	vs. Houston (W, 45-7, 12/17/17)	24
5.	vs. Colts (W, 37-20, 10/15/23)	21
	at Detroit (W, 38-14, 11/9/08)	21
	vs. Pittsburgh (W, 21-3, 9/9/01)	21

#### Most Points Scored - Third Quarter

1.	vs. Seattle (W, 30-24, 12/10/17)	21
	vs. Indianapolis (W, 51-16, 12/13/15)	21
	vs. Oakland (W, 38-81, 12/12/10)	21
	vs. Cincinnati (W, 30-13, 11/11/01)	21
	vs. Cleveland (W, 48-0, 12/3/00)	21

#### Most Points Scored - Fourth Quarter

1.	at Baltimore (W, 30-23, 11/28/99)	23
2.	vs. Indianapolis (W, 51-16, 12/13/15)	21
	vs. Houston (W, 37-17, 10/14/07)	21
	at Houston (W, 38-20, 12/24/05)	21
	vs. Indianapolis (L, 31-41, 12/10/95)	21

#### Most Points Scored - First Half

1.	at Baltimore (W, 45-19, 11/1/98)	42
2.	vs. Houston (W, 45-7, 12/17/17)	31
3.	vs. Tampa Bay (W, 41-14, 12/11/11)	28
	vs. Oakland (W, 49-11, 12/23/07)	28
	vs. N.Y. Jets (W, 41-0, 10/8/06)	28

#### Most Points Scored - Second Half

1.	vs. Indianapolis (W, 51-16, 12/13/15)	42
2.	vs. San Francisco (W, 41-3, 9/12/99)	35
3.	vs. Oakland (W, 38-31, 12/12/10)	31
4.	at Houston (W, 38-20, 12/24/05)	28
	vs. Cleveland (W, 48-0, 12/3/00)	28

#### Fewest Points Scored in a Season

1.	2011	243
2.	2018	245
3.	2013	247
4.	2014	249
5.	2021	253



# TEAM RECORDS

## Fewest Points Scored in a Game

1.	10/11/09 at Seattle	0
	12/26/04 vs. Houston	0
	12/17/95 at Detroit	0
	12/12/21 at Tennessee	0
4.	9/8/13 vs. Kansas City	2
5.	17 times, last:	3
	11/12/23 vs. San Francisco	

## Fewest Points Allowed in a Season

1.	1999	217
2.	2017	268
3.	2005	269
4.	2006	274
5.	2004	280

## Fewest Points Allowed in a Game

1.	vs. Carolina (W, 26-0, 12/31/23)	0
	vs. Indianapolis (W, 24-0, 9/18/22)	0
	vs. Indianapolis (W, 6-0, 12/2/18)	0
	at Indianapolis (W, 27-0, 10/22/17)	0
	vs. New York Jets (W, 41-0, 10/8/06)	0
	vs. Pittsburgh (W, 9-0, 9/18/06)	0
	vs. Houston (W, 27-0, 12/7/03)	0
	vs. Cleveland (W, 48-0, 12/3/00)	0
	vs. Cincinnati (W, 13-0, 9/17/00)	0

## Most Points Allowed in a Season

1.	2020	492
2.	2021	457
3.	2013	449
4.	2015	448
5.	2012	444
6.	2010	419

## Most Points Allowed in a Game

1.	9/27/15 at New England	51
	1/2/22 at New England	50
2.	12/20/98 at Minnesota	50
3.	11/12/95 vs. Seattle	47
4.	12/8/19 vs. Los Angeles Chargers	45
	09/22/13 at Seattle	45

## Most Points Allowed in First Quarter

1.	11/23/97 at Cincinnati	21
2.	9/8/19 vs. Kansas City	17
	10/15/17 vs. L.A. Rams	17
	12/29/13 at Indianapolis	17
	11/23/08 vs. Minnesota	17
	11/4/07 at New Orleans	17

## Most Points Allowed in Second Quarter

1.	10/25/98 at Denver	24
	10/27/16 at Tennessee	24
3.	Seven times, last:	21
	1/22/22 at New England	

## Most Points Allowed in Third Quarter

1.	11/24/19 at Tennessee	28
2.	12/27/20 vs. Chicago	21
3.	10/25/20 at L.A. Chargers	20
4.	Five times, last:	17
	10/4/20 at Cincinnati	

## Most Points Allowed in Fourth Quarter

1.	10/7/12 vs. Chicago	28
2.	12/20/98 at Minnesota	24
3.	Six times, last:	21
	12/24/17 at San Francisco	

## Most Points in a Game, Both Teams

1.	12/6/15; Jaguars (39) at Tennessee (42)	81
2.	11/18/12; Jaguars (37) at Houston (43)	80
3.	12/24/17; Jaguars (33) at San Francisco (44)	77
	11/12/95; Jaguars (30) vs. Seattle (47)	77

## Fewest Points in a Game, Both Teams

1.	12/2/18; Jaguars (6) vs. Indianapolis (0)	6
2.	9/18/06; Jaguars (9) vs. Pittsburgh (0)	9
	11/14/99; Jaguars (6) vs. Baltimore (3)	9
4.	9/18/05; Jaguars (3) at Indianapolis (10)	13
	9/19/04; Jaguars (7) vs. Denver (6)	13
	11/16/03; Jaguars (3) at Tennessee (10)	13
	9/17/00; Jaguars (13) vs. Cincinnati (0)	13
	9/3/95; Jaguars (3) vs. Houston (10)	13

## Most Points in the First Quarter, Both Teams

1.	11/4/07; Jaguars (17) at New Orleans (17)	34
2.	10/15/17; Jaguars (14) vs. L.A. Rams (17)	31
3.	11/23/97; Jaguars (7) at Cincinnati (21)	28
4.	9/8/19; Jaguars (7) vs. Kansas City (17)	24
	11/23/08; Jaguars (7) vs. Minnesota (17)	24
	11/2/97; Jaguars (17) at Tennessee (7)	24

## Most Points in the Second Quarter; Both Teams

1.	10/25/15; Jaguars (27) vs. Buffalo (10)	37
2.	12/11/11; Jaguars (28) vs. Tampa Bay (7)	35
	12/17/09; Jaguars (14) vs. Indianapolis (21)	35
4.	11/1/98; Jaguars (28) at Baltimore (6)	34
5.	10/25/98; Jaguars (7) at Denver (24)	31

## Most Points in the Third Quarter; Both Teams

1.	11/24/19; Jaguars (8) at Tennessee (28)	36
2.	10/25/20; Jaguars (15) at L.A. Chargers (20)	35
3.	12/10/17; Jaguars (21) vs. Seattle (10)	31
4.	12/31/06; Jaguars (14) at Kansas City (14)	28
	12/12/10; Jaguars (21) vs. Oakland (7)	28

## Most Points in the Fourth Quarter; Both Teams

1.	12/6/15; Jaguars (20) at Tennessee (21)	41
2.	12/23/00; Jaguars (15) at N.Y. Giants (21)	36
3.	12/24/17; Jaguars (14) at San Francisco (21)	35
	12/10/95; Jaguars (21) vs. Indianapolis (14)	35
5.	11/27/22; Jaguars (18) vs. Baltimore (15)	33

## TOUCHDOWNS

### Most Touchdowns Scored in a Season

1.	2007	50
2.	2017	47
	1998	47
4.	2022	45
5.	2015	44

### Most Touchdowns Scored in a Game

1.	vs. Indianapolis (W, 51-16, 12/13/15)	7
	vs. Oakland (W, 49-11, 12/23/07)	7
3.	Four times, last:	6
	at Tennessee (L, 42-39, 12/6/15)	

### Most Touchdowns Allowed in a Season

1.	2020	57
2.	2013	53
3.	2021	52
4.	2015	51
5.	2010	50
6.	2012	48



# TEAM RECORDS

## Most Touchdowns Allowed in a Game

1.	at New England (L, 50-10, 1/2/22)	7
2.	10 times, last: at Tennessee (L, 42-20, 11/24/19)	6

## POINTS AFTER TOUCHDOWNS

### Most Extra Points Scored in a Season

1.	2007	46
2.	1998	45
3.	2010	41
	2006	41
	1997	41

### Most Extra Points Scored in a Game

1.	12/23/07 vs. Oakland	7
2.	Four times, last: 12/17/17 vs. Houston	6

### Most Extra Points Allowed in a Season

1.	2013	53
2.	2020	51
3.	2015	48
	2010	48
5.	2012	46

### Most Extra Points Allowed in a Game

1.	Nine times, last: 12/8/19 at Tennessee	6
----	-------------------------------------------	---

### Most Two-Point Conversions Scored in a Season

1.	1996	5
2.	1999, 2004, 2019, 2022	4

### Most Two-Point Conversions Scored in a Game

1.	11/28/99 at Baltimore	2
	10/25/20 at L.A. Chargers	2

### Most Two-Point Conversions Allowed in a Season

1.	2023	4
2.	2007	3
3.	Six times, last: 2019	2

### Most Two-Point Conversions Allowed in a Game

1.	In 32 games	1
----	-------------	---

## FIELD GOALS

### Most Field Goals Scored in a Season

1.	2019	33
2.	1999	31
	1997	31
4.	2023	30
	2022	30
	2017	30
	1996	30

### Most Field Goals Scored in a Game

1.	Five times, last: 10/10/10 at Buffalo	5
----	------------------------------------------	---

### Most Field Goals Allowed in a Season

1.	2016	38
2.	2012	36
3.	2020	31
	2014	31
5.	1998	30
	2015	30

### Most Field Goals Allowed in a Game

1.	12/1/02 vs. Pittsburgh	6
2.	10/8/00 vs. Baltimore 9/22/96 at New England	5

## DEFENSIVE/SPECIAL TEAMS TOUCHDOWNS

### Most Defensive TDs in a Season

1.	2017	7
2.	1999	4
	2022	4
4.	2015	3
	2014	3
	2011	3
	2008	3
	2007	3

### Most Defensive TDs in a Game

1.	10/8/17 at Pittsburgh	2
	10/25/15 vs. Buffalo	2
	11/30/14 vs. New York Giants	2
	12/11/11 vs. Tampa Bay	2
	9/12/99 vs. San Francisco	2
2.	40 times, last: 10/19/23 vs. New Orleans	1

### Most Opponent Defensive TDs in a Season

1.	2015	7
2.	2014	5
	2012	5
4.	1996	4
	2004	4
	2013	4

### Most Opponent Defensive TDs in a Game

1.	12/17/06 at Tennessee	3
2.	10/26/14 vs. Miami 12/30/12 at Tennessee	2
	10/7/12 vs. Chicago	2
	10/12/03 vs. Miami	2
	11/22/98 at Pittsburgh	2

### Most Special Teams Return TDs in a Season

1.	2021	2
	1999	2
3.	14 seasons, last:	1

### Most Special Teams Return TDs in a Game

1.	18 times, last: 9/26/21 vs. Arizona	1
----	----------------------------------------	---

## POINT DIFFERENTIAL

### Largest Margin of Victory

1.	12/3/00 vs. Cleveland (48-0)	48
2.	10/8/06 vs. New York Jets (41-0)	41
3.	12/17/17 vs. Houston (45-7) 12/23/07 vs. Oakland (49-11) 9/12/99 vs. San Francisco (41-3)	38

### Largest Margin of Defeat

1.	12/17/95 at Detroit (44-0)	44
2.	10/11/09 at Seattle (41-0)	41
3.	12/20/98 at Minnesota (50-10) 1/02/22 at New England (50-10)	40
5.	10/7/12 at Chicago (41-3)	38



# TEAM RECORDS

## DRIVES

### Longest Scoring Drive (Yards)

1.	10/8/17 at Pittsburgh (3 plays, TD)	98
	10/31/99 at Cincinnati (9 plays, TD)	98
3.	11/11/18 at Indianapolis (5 plays, TD)	97
	9/3/00 at Cleveland (15 plays, TD)	97
5.	Three times, last:	96
	12/5/17 vs. Cincinnati (15 plays, TD)	

### Longest Scoring Drive (Plays)

1.	12/16/07 at Pittsburgh (74 yards, TD)	20
2.	Six times, last:	18
	10/20/13 vs. San Diego (68 yards, FG)	

### Longest Scoring Drive (Time)

1.	9/21/08 at Indianapolis (18 plays, 82 yds., FG)	12:18
2.	9/23/07 at Denver (18 plays, 80 yds., TD)	11:44
3.	12/2/07 at Indianapolis (16 plays, 84 yds., TD)	11:10
4.	10/7/07 at Kansas City (18 plays, 77 yds., FG)	10:55
5.	09/29/19 at Denver (16 plays, 75 yards, TD)	10:24

## POSSESSION / FIRST DOWNS

### TIME OF POSSESSION

#### Highest Time of Possession

1.	12/17/06 at Tennessee	44:22
2.	10/18/09 vs. St. Louis	42:12
3.	11/14/04 vs. Detroit	41:44

#### Highest Opponent Time of Possession

1.	9/16/12 vs. Houston	43:17
2.	11/18/12 at Houston	41:40
3.	10/26/97 at Pittsburgh	41:27
4.	10/02/22 at Philadelphia	39:51

#### Lowest Time of Possession

1.	9/16/12 vs. Houston	16:43
2.	10/2/22 at Philadelphia	20:09
3.	12/28/14 at Houston	20:12
4.	11/1/09 at Tennessee	20:17

#### Lowest Opponent Time of Possession

1.	12/17/06 at Tennessee	15:38
2.	9/21/08 at Indianapolis	18:25
3.	10/20/96 at St. Louis	18:26

### FIRST DOWNS

#### Most First Downs - Season

1.	2022	352
2.	2023	336
3.	2017	332
4.	1999	331
5.	2010	330

#### Most First Downs - Game

1.	10/20/96 at St. Louis	36
2.	10/18/09 vs. St. Louis	33
3.	12/24/17 at San Francisco	32
4.	Four times, last:	30
	9/20/20 at Tennessee	

#### Fewest First Downs - Season

1.	2011	251
2.	2012	269
3.	2014	271
	2013	271
5.	2002	275

#### Fewest First Downs - Game

1.	12/30/18 at Houston	6
	12/26/04 vs. Houston	6
3.	9/14/14 at Washington	8
	9/19/04 vs. Denver	8

#### Most First Downs Allowed - Season

1.	2020	394
2.	2012	364
3.	2015	362
4.	2013	353
5.	2021	351

#### Most First Downs Allowed - Game

1.	11/18/12 at Houston	39
2.	9/27/15 at New England	35
3.	9/14/14 at Washington	32
	11/4/07 at New Orleans	32
	1/2/22 at New England	32
4.	12/4/22 at Detroit	31
5.	Two times; last:	30
	12/6/20 at Minnesota	

#### Fewest First Downs Allowed - Season

1.	1999	248
2.	2000	252
3.	2017	257
4.	2006	259
5.	2011	272

#### Fewest First Downs Allowed - Game

1.	12/3/00 vs. Cleveland	2
2.	12/17/06 at Tennessee	5
3.	12/31/23 vs. Carolina	7
	12/7/03 vs. Houston	7
5.	Three times, last: 11/5/17 vs. Cincinnati	8
6.	9/18/22 vs. Indianapolis	9

#### Most First Downs, Both Teams - Game

1.	12/24/17, Jacksonville (32) at San Francisco (26)	58
2.	11/18/12, Jacksonville (17) at Houston (39) (OT)	56
3.	10/7/18, Jacksonville (29) at Kansas City (26)	55
4.	10/16/22, Jacksonville (25) at Indianapolis (29)	54
4.	9/9/20, Jacksonville (30) at Tennessee (23)	53
	10/4/20, Jacksonville (25) at Cincinnati (28)	53

#### Fewest First Downs, Both Teams - Game

1.	11/14/99, Jaguars (9) vs. Baltimore (13)	22
2.	12/31/23, Jaguars (16) vs. Carolina (7)	23
	11/27/11, Jaguars (14) vs. Houston (9)	23
4.	9/3/95, Jaguars (10) vs. Houston (14)	24

### FIRST DOWNS RUSHING

#### Most First Downs Rushing - Season

1.	2010	148
2.	2007	127
	2006	127
4.	2003	118
5.	1999	116

#### Most First Downs Rushing - Game

1.	12/5/10 at Tennessee	16
	12/10/06 vs. Indianapolis	16
3.	1/2/11 at Houston	15
	11/28/10 at New York Giants	15
	12/3/00 vs. Cleveland	15





# TEAM RECORDS

## Fewest First Downs Rushing - Season

1.	2015	69
2.	2013	71
3.	2016	75
4.	2012	76
5.	2020	80
6.	2001, 2019	85

## Fewest First Downs Rushing - Game

1.	9/29/13 vs. Indianapolis	0
2.	14 times, last: 9/17/23 vs. Kansas City	1

## FIRST DOWNS PASSING

### Most First Downs Passing - Season

1.	2015	215
2.	2022	208
	1996	208
3.	2016	207
4.	2020	205

### Most First Downs Passing - Game

1.	10/20/96 at St. Louis	24
2.	9/16/18 vs. New England	22
	10/27/16 at Tennessee	22

### Fewest First Downs Passing - Season

1.	2011	122
2.	2006	147
3.	1998	153
4.	2014	154
	1995	154

### Fewest First Downs Passing - Game

1.	12/26/04 vs. Houston	2
	12/16/18 vs. Washington	2

## FIRST DOWNS BY PENALTY

### Most First Downs, Penalty - Season

1.	2023	39
	2016	39
3.	2017	38
4.	2012	36
5.	2005	34
6.	2014	31

### Most First Downs, Penalty - Game

1.	12/5/13 vs. Houston	7
	12/2/12 at Buffalo	7
3.	10/30/22 vs. Denver	6
	11/25/18 at Buffalo	6
	11/15/15 at Baltimore	6

### Fewest First Downs, Penalty - Season

1.	2002	14
2.	2009	16
	2000	16
4.	1997	18
5.	2006	19

## TOTAL NET YARDS

### Most Net Yards Gained - Season

1.	2022	6,075
2.	2017	5,855
3.	2023	5,772
4.	1996	5,760
5.	2007	5,719

### Most Net Yards Gained - Game

1.	10/20/96 at St. Louis	538
2.	9/20/98 vs. Baltimore	519
3.	10/22/17 at Indianapolis	518
4.	10/6/19 at Carolina	507
5.	12/18/22 vs. Dallas	503
	9/30/18 vs. N.Y. Jets	503

### Fewest Net Yards Gained - Season

1.	2011	4,149
2.	1995	4,495
3.	2014	4,634
4.	2013	4,701
5.	2012	4,788

### Fewest Net Yards Gained - Game

1.	9/16/12 vs. Houston	117
2.	12/30/18 at Houston	119
3.	12/26/04 vs. Houston	126
4.	11/14/99 vs. Baltimore	132
5.	9/3/95 vs. Houston	146

### Most Net Yards Allowed - Season

1.	2020	6,683
2.	2012	6,088
3.	2013	6,070
4.	2019	6,007
5.	2022	6,006

### Most Net Yards Allowed - Game

1.	11/18/12 at Houston	653
2.	11/4/07 at New Orleans	538
3.	12/27/15 at New Orleans	537
4.	9/25/00 at Indianapolis	533
5.	9/21/14 vs Indianapolis	529

### Fewest Net Yards Allowed - Season

1.	1999	4,334
2.	2006	4,538
3.	2017	4,578
4.	2005	4,655
5.	2003	4,657

### Fewest Net Yards Allowed - Game

1.	12/3/00 vs. Cleveland	53
2.	12/17/06 at Tennessee	98
3.	12/31/23 vs. Carolina	124
	12/7/03 vs. Houston	124
5.	10/24/11 vs. Baltimore	146
6.	11/5/17 vs. Cincinnati	148

### Most Net Yards Gained, Both Teams - Season

1.	2022	12,081
2.	2020	11,901
3.	2023	11,600
4.	2015	11,581
5.	2019	11,475
6.	2010	11,409

### Most Net Yards Gained, Both Teams - Game

1.	11/18/12, Jaguars (458) at Houston (653)	1,111
2.	11/4/07, Jaguars (432) at New Orleans (538)	970
3.	10/6/19, Jaguars (507) at Carolina (445)	952
4.	12/27/15, Jaguars (412) at New Orleans (537)	949
5.	10/4/20, Jaguars (439) at Cincinnati (505)	943



# TEAM RECORDS

## Fewest Net Yards Gained, Both Teams - Season

1.	2011	9,157
2.	2005	9,804
3.	2018	9,815
4.	2001	9,910
5.	1999	9,920

## Fewest Net Yards Gained, Both Teams - Game

1.	10/24/11, Jaguars (205) vs. Baltimore (146)	351
2.	11/14/99, Jaguars (132) vs. Baltimore (242)	374
3.	9/3/95, Jaguars (146) vs. Houston (240)	386
4.	10/3/99, Jaguars (204) at Pittsburgh (216)	420
5.	12/23/18, Jaguars (244) at Miami (183)	427

## PASSING

### PASSING YARDS

#### Most Net Yards Passing - Season

1.	2023	4,126
2.	1996	4,110
3.	2015	4,108
4.	2022	3,959
5.	2019	3,760

#### Most Net Yards Passing - Game

1.	10/20/96 at St. Louis	420
2.	9/22/96 at New England (OT)	413
3.	10/7/18 at Kansas City	401
4.	12/24/17 at San Francisco	380
5.	9/30/18 vs. N.Y. Jets	377

#### Fewest Net Yards Passing - Season

1.	2011	2,179
2.	2002	2,762
3.	1995	2,790
4.	2006	2,882
5.	2014	3,001

#### Fewest Net Yards Passing - Game

1.	12/16/18 vs. Washington	20
2.	12/26/04 vs. Houston	31
3.	9/3/95 vs. Houston	45
4.	9/16/12 vs. Houston	52
	9/26/10 vs. Philadelphia	52

#### Most Net Yards Passing Allowed - Season

1.	2015	4,291
2.	2020	4,231
3.	2023	4,076
4.	2022	4,055
5.	2010	4,004
6.	2013	3,962

#### Most Net Yards Passing Allowed - Game

1.	11/18/12 at Houston	504
2.	9/25/00 at Indianapolis	440
3.	11/4/07 at New Orleans	435
4.	12/27/15 at New Orleans	402
5.	11/17/13 vs. Arizona	402

#### Fewest Net Yards Passing Allowed - Season

1.	2017	2,718
2.	1999	2,890
3.	2005	2,946
4.	2006	3,078
5.	2018	3,113

## Fewest Net Yards Passing Allowed - Game

1.	12/3/00 vs. Cleveland	-9
2.	10/8/06 vs. New York Jets	45
3.	9/24/17 vs. Baltimore	52
4.	12/7/03 vs. Houston	54
5.	12/17/06 at Tennessee	57

## Most Net Yards Passing, Both Teams - Season

1.	2015	8,399
2.	2023	8,202
3.	2022	8,014
4.	2020	7,930
5.	2019	7,538
6.	1996	7,414

## Most Net Yards Passing, Both Teams - Game

1.	11/18/12, Jaguars (372) at Houston (504)	876
2.	11/4/07, Jaguars (344) at New Orleans (435)	779
3.	12/27/15, Jaguars (347) at New Orleans (402)	749
4.	9/8/19, Jaguars (347) vs. Kansas City (378)	725
5.	10/7/18, Jaguars (401) at Kansas City (298)	699

## Fewest Net Yards Passing, Both Teams - Season

1.	2011	5,520
2.	2006	5,960
3.	2002	6,026
4.	2005	6,136
5.	2018	6,222

## Fewest Net Yards Passing, Both Teams - Game

1.	9/3/95, Jaguars (45) vs. Houston (80)	125
2.	12/26/04, Jaguars (31) vs. Houston (114)	145
3.	12/18/18, Jaguars (20) vs. Washington (136)	156
4.	10/8/16, Jaguars (131) vs. Washington (45)	176
5.	10/3/99, Jaguars (80) at Pittsburgh (99)	179

## Most Gross Yards Passing - Season

1.	2015	4,428
2.	2023	4,377
3.	1996	4,367
4.	2022	4,148
5.	2019	4,023
6.	2020	3,955

## Most Gross Yards Passing - Game

1.	9/22/96 at New England (OT)	432
2.	10/7/18 at Kansas City	430
3.	10/20/96 at St. Louis	421
4.	9/30/18 vs. N.Y. Jets	388
5.	9/10/00 at Baltimore	386

## Fewest Gross Yards Passing - Season

1.	2011	2,510
2.	2002	3,019
3.	2006	3,060
4.	1995	3,144
5.	2004	3,315

## Fewest Gross Yards Passing - Game

1.	12/26/04 vs. Houston	54
2.	12/16/18 vs. Washington	57
3.	9/3/95 vs. Houston	69
4.	12/8/02 vs. Cleveland	73
5.	9/16/12 vs. Houston	76



# TEAM RECORDS

## Most Gross Yards Passing Allowed - Season

1.	2015	4,528
2.	2023	4,355
3.	2020	4,322
4.	2022	4,258
5.	2010	4,193
6.	2013	4,187

## Most Gross Yards Passing Allowed - Game

1.	11/18/12 at Houston	527
2.	11/4/07 at New Orleans	445
3.	9/25/00 at Indianapolis	440
4.	11/17/13 vs. Arizona	419
5.	12/27/15 at New Orleans	412

## Fewest Gross Yards Passing Allowed - Season

1.	2017	3,074
2.	2005	3,223
3.	1999	3,263
4.	2006	3,278
5.	2018	3,354

## Fewest Gross Yards Passing Allowed - Game

1.	12/3/00 vs. Cleveland	33
2.	9/24/17 vs. Baltimore	64
3.	10/8/06 vs. New York Jets	71
	12/7/03 vs. Houston	71
5.	9/9/07 vs. Tennessee	78

## Most 300-Yard Passing Games by an Individual - Season

1.	2015 (B. Bortles)	6
	1996 (M. Brunell)	6
3.	2022 (T. Lawrence)	5
	2016 (B. Bortles)	5
5.	2018 (B. Bortles)	4
	2017 (B. Bortles)	4

## PASSING ATTEMPTS

### Most Passing Attempts - Season

1.	2016	626
2.	2023	620
3.	2020	616
4.	2015	607
5.	2021	604

### Most Passing Attempts - Game

1.	10/7/18 at Kansas City	61
2.	12/13/20 vs. Tennessee	54
	10/27/16 at Tennessee	54
	10/10/04 at San Diego	54
5.	10/18/15 vs. Houston	53

### Fewest Passing Attempts - Season

1.	2006	446
2.	2002	462
3.	1998	463
4.	Three times:	469
	2007, 2010, 2011	

### Fewest Passing Attempts - Game

1.	10/13/02 at Tennessee	13
2.	10/8/17 at Pittsburgh	14
	12/10/06 vs. Indianapolis	14
	12/8/02 vs. Cleveland	14
5.	9/29/02 vs. N.Y. Jets	15

## Most Passing Attempts, Opponent - Season

1.	2023	617
2.	2015	602
3.	2022	601
4.	1998	577
5.	2016	551
	2013	551
7.	2001	544

## Most Passing Attempts, Opponent - Game

1.	10/16/22 at Indianapolis	58
	12/5/13 vs. Houston	58
3.	10/19/23 at New Orleans	55
	10/15/23 vs. Indianapolis	55
	10/8/17 at Pittsburgh	55
	11/18/12 at Houston	55
7.	12/2/18 vs. Indianapolis	52

## Fewest Passing Attempts, Opponent - Season

1.	2000	458
2.	2008	465
3.	2005	482
4.	2004	497
5.	2018	499

## Fewest Passing Attempts, Opponent - Game

1.	1/3/10 at Cleveland	11
2.	12/30/12 at Tennessee	15
	12/17/06 at Tennessee	15
4.	Three times, last:	16
	10/1/00 vs. Pittsburgh	

## COMPLETIONS

### Most Pass Completions - Season

1	2023	412
2.	2022	394
3.	2020	387
4.	2016	369
5.	2019	364
6.	2013	361
	2021	361

### Most Pass Completions - Game

1.	10/20/96 at St. Louis	37
2.	10/10/04 at San Diego	36
3.	10/7/18 at Kansas City	33
	10/27/17 at Tennessee	33
	11/17/19 at Indianapolis	33

### Fewest Pass Completions - Season

1.	2011	240
2.	2006	266
3.	2002	268
4.	1998	269
5.	1995	275

### Fewest Pass Completions - Game

1.	10/13/02 at Tennessee	7
	10/28/07 at Tampa Bay	7
2.	3 times, last:	8
	10/8/17 at Pittsburgh	

### Most Pass Completions, Opponent - Season

1	2023	404
2.	2015	390
3.	2022	385
4.	2021	377
5.	2020	370
6.	2014	355



# TEAM RECORDS

## Most Pass Completions, Opponent - Game

1.	11/18/12 at Houston	43
2.	9/13/20 vs. Indianapolis	36
3.	11/4/07 at New Orleans	35
4.	11/15/15 at Baltimore	34
	10/31/10 at Dallas	34

## Fewest Pass Completions, Opponent - Season

1.	2000	258
2.	2005	285
3.	2017	289
4.	1996	290
5.	1999	291

## Fewest Pass Completions, Opponent - Game

1.	1/3/10 at Cleveland	7
	12/3/00 vs. Cleveland	7
	11/17/96 at Pittsburgh	7

## TOUCHDOWN PASSES

### Most Touchdown Passes - Season

1.	2015	35
2.	2007	28
3.	2010	26
4.	2022	25
	2020	25
5.	Three times:	24
	1998, 2016, 2019	

### Most Touchdown Passes - Game

1.	12/6/15 at Tennessee	5
2.	10 times, last:	4
	12/18/22 vs. Dallas	

### Most Touchdown Passes, Opponent - Season

1.	2020	34
2.	2013, 2015	29
3.	1995, 2009, 2010	28

### Most Touchdown Passes, Opponent - Game

1.	9/22/13 at Seattle	5
	11/18/12 at Houston	5
	9/10/00 at Baltimore	5
	12/26/99 at Tennessee	5
2.	14 times, last:	4
	11/13/22 at Kansas City	

### Most Consecutive Games with a Passing TD

1.	12/18/14 vs. Ten. - 12/27/15 at N.O.	17
2.	9/10/95 at Cin. - 12/10/95 vs. Indianapolis	13
3.	11/30/03 vs. T.B. - 10/24/04 at Ind.	12

### Most Consecutive Games with a Passing TD, Opponent

1.	9/13/20 vs. IND - 1/3/21 at IND	16
2.	9/10/23 at IND- 12/24/23 at T.B.	15
3.	12/16/07 at PIT - 11/16/08 vs. TEN	13
	9/20/98 vs. BAL - 12/20/98 at MIN	13

## INTERCEPTIONS

### Most Interceptions Thrown - Season

1.	2013, 2019	21
2.	1996	20
3.	2015, 2014	18

### Most Interceptions Thrown - Game

1.	10/20/96 at St. Louis	5
2.	Seven times, last:	4
	11/22/20 vs. Pittsburgh	

## Fewest Interceptions Thrown - Season

1.	2005	6
2.	2007, 2019	8
3.	1997, 2002, 2022	9
4.	2009	10

## Most Interceptions Thrown, Opponent - Season

1.	2017	21
2.	2006, 2007	20
3.	1999, 2005	18
4.	2011	17
5.	2023	16
	2004	16

## Most Interceptions Thrown, Opponent - Game

1.	10/8/17 at Pittsburgh	5
2.	10/31/10 at Dallas	4

## Fewest Interceptions Thrown, Opponent - Season

1.	2014	6
2.	2016	7
3.	2021	7
4.	2015	9
5.	2019	10

## TIMES SACKED

### Most Times Sacked - Season

1.	2014	71
2.	2001	63
3.	1995	57
4.	2000	54
5.	2018	53

### Most Times Sacked - Game

1.	9/14/14 at Washington	10
2.	1/3/16 at Houston	8
	12/14/14 at Baltimore	8
	12/16/01 at Cleveland	8
	12/9/01 at Cincinnati	8

### Most Times Sacked, Opponent - Season

1.	1999	57
2.	2017	55
3.	1997	48
4.	2005, 2019	47

### Most Times Sacked, Opponent - Game

1.	9/10/17 at Houston	10
	10/22/17 at Indianapolis	10
3.	9/19/19 vs. Tennessee	9
	11/7/99 at Atlanta	9

### Fewest Times Sacked - Season

1.	2017, 2022	24
2.	2003	28
3.	2006	30
4.	2007	31
5.	2004, 2005, 2021	32

### Fewest Times Sacked, Opponent - Season

1.	2009	14
2.	1995	17
3.	2020	18
4.	2012	20
5.	2003	24





# TEAM RECORDS

## RUSHING

### RUSHING YARDS

#### Most Rushing Yards - Season

1.	2006	2,541
2.	2010	2,395
3.	2007	2,391
4.	2017	2,262
5.	2022	2,116

#### Most Rushing Yards - Game

1.	12/10/06 vs. Indianapolis	375
2.	9/29/19 at Denver	269
3.	12/5/10 at Tennessee	258
4.	10/14/07 vs. Houston	244
	12/3/00 vs. Cleveland	244

#### Fewest Rushing Yards - Season

1.	2013	1,260
2.	2012	1,369
3.	2015	1,473
4.	2020	1,519

#### Fewest Rushing Yards - Game

1.	10/2/05 vs. Denver	12
2.	1/07/23 vs. Tennessee	19
3.	9/14/14 at Washington	25
4.	10/1/00 vs. Pittsburgh	26
5.	11/17/19 at Indianapolis	29
	9/22/96 at New England (OT)	29

#### Most Rushing Yards Allowed - Season

1.	2020	2,452
2.	2012	2,256
3.	2019	2,229
4.	2021	2,127
5.	2013	2,108

#### Most Rushing Yards Allowed - Game

1.	11/1/09 at Tennessee	305
2.	10/6/19 at Carolina	285
3.	9/9/07 vs. Tennessee	282
4.	1/3/21 at Indianapolis	273
5.	Two times, last: 11/17/19 at Indianapolis	264

#### Fewest Rushing Yards Allowed - Season

1.	2003	1,406
2.	1999	1,444
3.	2006	1,460
4.	2007	1,605
5.	2001	1,611

#### Fewest Rushing Yards Allowed - Game

1.	10/7/07 at Kansas City	10
2.	11/20/16 at Detroit	14
	11/17/13 vs. Arizona	14
4.	11/20/06 vs. N.Y. Giants	25
5.	Three times, last: 9/25/22 at L.A. Chargers	26

#### Most Rushing Yards, Both Teams - Season

1.	2010	4,340
2.	2002	4,160
3.	2017	4,122
4.	1998	4,102
5.	2022	4,067

#### Most Rushing Yards, Both Teams - Game

1.	11/1/09, Jaguars (217) at Tennessee (305)	522
2.	1/2/11, Jaguars (198) at Houston (244)	442
3.	10/6/19, Jaguars (149) at Carolina (285)	434
4.	10/1/17, Jaguars (175) at N.Y. Jets (256)	431
5.	10/30/05, Jaguars (221) at St. Louis (200)	421

#### Fewest Rushing Yards, Both Teams - Season

1.	2015	3,182
2.	2001	3,211
3.	2016	3,334
4.	2013	3,368
5.	2023	3,398

#### Fewest Rushing Yards, Both Teams - Game

1.	11/17/13, Jaguars (32) vs. Arizona (14)	46
2.	11/20/16, Jaguars (83) at Detroit (14)	97
3.	12/3/01, Jaguars (62) vs. Green Bay (37)	99
4.	12/24/23, Jaguars (37) at Tampa Bay (70)	107
5.	11/20/05, Jaguars (49) at Tennessee (63)	112
6.	12/2/18, Jaguars (79) vs. Indianapolis (41)	120

#### Most 100-Yard Rushing Games, Individual - Season

1.	2000	9
2.	2003, 2010	7
3.	1998, 2011	6

### RUSHING ATTEMPTS

#### Most Rushing Attempts - Season

1.	2017	527
2.	2007	522
3.	1999	514
4.	2006	513
5.	2010	512

#### Most Rushing Attempts - Game

1.	12/5/10 at Tennessee	53
2.	11/14/04 vs. Detroit	50
3.	9/21/08 at Indianapolis	48
4.	Four times, last: 9/11/11 vs. Tennessee	47

#### Fewest Rushing Attempts - Season

1.	2020	337
2.	2015	354
3.	2012	358
4.	2014	360
5.	2001	372

#### Fewest Rushing Attempts - Game

1.	11/17/19 at Indianapolis	9
2.	9/14/14 at Washington	10

#### Most Rushing Attempts, Opponent - Season

1.	2012	545
2.	2020	517
3.	2013	507
4.	1995	504
5.	2014	499

#### Most Rushing Attempts, Opponent - Game

1.	10/2/22 at Philadelphia	50
2.	1/3/10 at Cleveland	49
	11/1/09 at Tennessee	49
	9/9/07 vs. Tennessee	49
4.	9/16/12 vs. Houston	48
5.	12/2/12 at Buffalo	46



# TEAM RECORDS

## Fewest Rushing Attempts, Opponent - Season

1.	1999	373
2.	2007	390
3.	2010	416
4.	2006	420
5.	2023	421

## Fewest Rushing Attempts, Opponent - Game

1.	10/7/07 at Kansas City	10
2.	11/18/18 vs. Pittsburgh	11
	11/7/99 at Atlanta	11
4.	10/24/11 vs. Baltimore	12
	9/25/22 at L.A. Chargers	12
5.	Three times, last:	13
	9/18/22 vs. Indianapolis	

## RUSHING AVERAGE

### Highest Rushing Average - Season

1.	2006	4.95
2.	2022	4.72
3.	2010	4.68
4.	2002	4.59
5.	2007	4.58

### Highest Rushing Average - Game

1.	11/1/09 at Tennessee (16 att., 217 yds.)	13.56
2.	10/14/07 vs. Houston (26 att., 244 yds.)	9.38
3.	12/10/06 vs. Indianapolis (43 att., 375 yds.)	8.93
4.	12/28/14 at Houston (14 att., 121 yds.)	8.64
5.	10/12/1998 vs. Miami (23 att., 183 yds.)	8.09

### Lowest Rushing Average - Season

1.	2013	3.33
2.	2023	3.63
3.	1997	3.79
4.	2012	3.82
5.	1996	3.83

### Lowest Rushing Average - Game

1.	10/2/05 vs. Denver (11 att., 12 yds.)	1.09
2.	1/7/23 vs. Tennessee (14 att., 19 yds.)	1.36
3.	9/22/97 vs. Pittsburgh (26 att., 40 yds.)	1.54
4.	11/20/05 at Tennessee (30 att., 49 yds.)	1.63
5.	10/1/00 vs. Pittsburgh (16 att., 26 yds.)	1.63

### Highest Rushing Average, Opponent - Season

1.	2019	5.12
2.	2020	4.74
3.	2010	4.68
4.	1998	4.44
5.	2017	4.34

### Highest Rushing Average, Opponent - Game

1.	10/6/19 at Carolina (27 att., 285 yds.)	10.56
2.	12/6/18 at Tennessee (32 att., 264 yds.)	8.25
3.	10/1/17 at N.Y. Jets (32 att., 256 yds.)	8.00
4.	1/3/21 at Indianapolis (37 att., 273 yds.)	7.40
5.	11/17/19 at Indianapolis (36 att., 264 yds.)	7.33

### Lowest Rushing Average, Opponent - Season

1.	2003	3.18
2.	2001	3.43
3.	2006	3.48
4.	2015	3.68
5.	1997	3.81

## Lowest Rushing Average, Opponent - Game

1.	11/17/13 vs. Arizona (24 att., 14 yds.)	0.58
2.	11/20/16 at Detroit (21 att., 14 yds.)	0.67
3.	10/7/07 at Kansas City (10 att., 10 yds.)	1.00
4.	11/8/15 at N.Y. Jets (28 att., 29 yds.)	1.04
5.	9/14/03 vs. Buffalo (32 att., 43 yds.)	1.34

## RUSHING TOUCHDOWNS

### Most Rushing Touchdowns - Season

1.	2006	23
2.	1997, 1999	20
3.	1998, 2002, 2009	19

### Most Rushing Touchdowns, Opponent - Season

1.	2019, 2020	23
2.	2021	22
3.	2013	20

### Most Rushing Touchdowns - Game

1.	12/3/00 vs. Cleveland	5
2.	10/12/97 vs. Philadelphia	5

### Most Rushing Touchdowns, Opponent - Game

1.	Seven times, last:	4
	10/02/22 at Philadelphia	

### Most Consecutive Games with a Rushing TD

1.	11/12/06 vs. HOU - 12/31/06 at K.C.	8
	11/21/99 vs. N.O. - 9/3/00 at CLE	8
3.	11/11/07 at TEN - 12/23/07 vs. OAK	7
	9/8/02 vs. IND - 10/27/02 vs. HOU	7

### Most Consecutive Games with a Rushing TD, Opponent

1.	12/20/15 vs. ATL - 10/27/16 at TEN	10
2.	11/17/02 vs. WAS - 12/29/02 at IND	7
	10/28/01 at BAL - 12/9/01 at CIN	7

## RECEIVING

### RECEPTIONS

### Most Receptions - Season

1.	2023	412
2.	2022	394
3.	2020	387
4.	2016	369
5.	2019	364
6.	2021	363

### Most Receptions - Game

1.	10/20/96 at St. Louis	37
2.	10/10/04 at San Diego	36
3.	11/17/19 at Indianapolis	33
	10/7/18 at Kansas City	33
	10/27/16 at Tennessee	33

### Fewest Receptions - Season

1.	2011	240
2.	2006	266
3.	2002	268
4.	1998	269
5.	1995	275

### Fewest Receptions - Game

1.	10/13/02 at Tennessee	7
	10/28/07 at Tampa Bay	7
3.	10/8/17 at Pittsburgh	8
	12/10/06 vs. Indianapolis	8
	9/19/04 vs. Denver	8



# TEAM RECORDS

## Most Receptions, Opponent - Season

1.	2023	404
2.	2015	390
3.	2022	385
4.	2020	370
5.	2014	355
6.	2001, 2013	354

## Most Receptions, Opponent - Game

1.	11/18/12 at Houston	43
2.	10/16/22 at Indianapolis	42
2.	9/13/20 vs. Indianapolis	36
3.	11/4/07 at New Orleans	35
4.	11/15/15 at Baltimore	34
	10/31/10 at Dallas	34

## Fewest Receptions, Opponent - Season

1.	2000	258
2.	2005	285
3.	2017	289
4.	1996	290

## Fewest Receptions, Opponent - Game

1.	1/3/10 at Cleveland	7
	12/3/00 vs. Cleveland	7
	11/17/96 at Pittsburgh	7
4.	Three times, last:	8
	11/25/18 at Buffalo	

## RECEIVING YARDS

### Most Receiving Yards - Season

1.	2015	4,428
2.	2023	4,377
3.	1996	4,367
4.	2022	4,148
5.	2019	4,023

### Most Receiving Yards - Game

1.	9/22/96 at New England (OT)	432
2.	10/7/18 at Kansas City	430
3.	10/20/96 at St. Louis	421
4.	9/30/18 vs. New York Jets	388
5.	9/10/00 at Baltimore	386

### Fewest Receiving Yards - Season

1.	2011	2,510
2.	2002	3,019
3.	2006	3,060
4.	1995	3,144
5.	2004	3,315

### Fewest Receiving Yards - Game

1.	12/26/04 vs. Houston	54
2.	12/16/18 vs. Washington	57
3.	9/3/95 vs. Houston	69
4.	12/8/02 vs. Cleveland	73
5.	9/16/12 vs. Houston	76

### Most Receiving Yards, Opponent - Season

1.	2015	4,528
2.	2023	4,355
3.	2022	4,258
4.	2020	4,231
5.	2010	4,193

## Most Receiving Yards, Opponent - Game

1.	11/18/12 at Houston	527
2.	11/4/07 at New Orleans	445
3.	9/25/00 at Indianapolis	440
4.	11/17/13 vs. Arizona	419
5.	12/27/15 at New Orleans	412

## Fewest Receiving Yards, Opponent - Season

1.	2017	3,074
2.	2005	3,223
3.	1999	3,263
4.	2006	3,278
5.	2018	3,354

## Fewest Receiving Yards, Opponent - Game

1.	12/3/00 vs. Cleveland	33
2.	9/24/17 vs. Baltimore	64
3.	10/8/06 vs. N.Y. Jets	71
	12/7/03 vs. Houston	71
5.	9/9/07 at Tennessee	78

## Most 100-Yard Receiving Games by an Individual - Season

1.	1999, 2000	12
2.	1997	10

## RECEIVING TOUCHDOWNS

### Most Receiving Touchdowns - Season

1.	2015	35
2.	2007	28
3.	2010	26
4.	2022	25
	2020	25

### Most Receiving Touchdowns - Game

1.	12/6/15 at Tennessee	5
2.	Ten times, last:	4
	12/18/22 vs. Dallas	

### Most Receiving Touchdowns, Opponent - Season

1.	2020	34
2.	2013, 2015	29
3.	1995, 2009, 2010	28
4.	2023	27
5.	2008, 2022	25

### Most Receiving Touchdowns, Opponent - Game

1.	9/22/13 at Seattle	5
	11/18/12 at Houston	5
	12/26/99 at Tennessee	5
	9/10/00 at Baltimore	5

## RECEIVING AVERAGE

### Highest Receiving Average - Season

1.	1997, 2015	12.5
2.	1996, 1998	12.4
3.	2007	12.1

### Highest Receiving Average - Game

1.	11/9/97 vs. Kansas City	22.1
2.	11/18/12 at Houston	21.0
3.	12/28/98 vs. Pittsburgh	19.2
4.	9/22/96 at New England	18.8
5.	10/22/17 at Indianapolis	18.3

### Highest Receiving Average, Opponent - Season

1.	2000	13.2
2.	2008, 2010	12.7
3.	2019	12.5



# TEAM RECORDS

## Highest Receiving Average, Opponent - Game

1.	11/16/97 vs. Tennessee	20.4
2.	11/25/18 at Buffalo	20.0

## PUNTING

### Most Punts - Season

1.	2011	99
2.	2013	95
3.	2014	94
4.	2012	91
5.	2017	87

### Most Punts - Game

1.	9/8/13 vs. Kansas City	11
2.	11/16/08 vs. Tennessee	10
3.	13 times, last: 12/30/18 vs. Pittsburgh	9

### Fewest Punts - Season

1.	2007	54
2.	2010	57
3.	2022	58
4.	2023	61
5.	2020	65

### Most Punting Yards - Season

1.	2014	4,464
2.	2012	4,353
3.	2013	4,338
4.	2011	4,147
5.	2018	3,872

### Highest Punting Average - Season

1.	2022	49.3
2.	2023	47.4
3.	2012	47.3
4.	2020	46.9
5.	2019	46.8

### Highest Punting Average - Game

1.	11/27/22 vs. Baltimore	68.7
2.	12/24/23 at Tampa Bay	65.0
3.	9/11/16 vs. Green Bay	62.5
4.	9/21/08 at Indianapolis	60.0
5.	12/29/19 vs. Indianapolis	59.0

## RETURNS

### KICKOFF RETURNS

#### Most Kickoff Returns - Season

1.	2010	80
2.	1995, 2008	74
3.	1996, 2003	67

#### Most Kickoff Returns - Game

1.	12/17/95 at Detroit	9
2.	12/1/02 vs. Pittsburgh	8
	11/12/95 vs. Seattle	8

#### Most Kickoff Return Yards - Season

1.	2010	1,903
2.	2008	1,678
3.	1995	1,532
4.	2009	1,492
5.	1996	1,463

## Most Kickoff Return Yards - Game

1.	10/25/98 at Denver	223
2.	12/17/95 at Detroit	209
3.	12/26/99 at Tennessee	198
4.	9/28/14 at San Diego	189
5.	12/3/95 at Denver	181

## Most Kickoff Return Yards, Opponent - Season

1.	1998	1,858
2.	1997	1,730
3.	2000	1,523
4.	2005	1,327
5.	2007	1,323

## Most Kickoff Return Yards, Opponent - Game

1.	12/30/07 at Houston	234
2.	12/10/00 vs. Arizona	213
3.	10/10/10 at Buffalo	201
4.	11/20/05 at Tennessee	196
5.	1/1/06 vs. Tennessee	184

## Highest Kickoff Return Average - Season

1.	2013	25.9
2.	2022	24.9
3.	2019	24.2
4.	2014	24.0
5.	2005	23.9

## Highest Kickoff Return Average - Game (min. 4 returns)

1.	11/4/07 at New Orleans	40.5
2.	10/10/10 at Buffalo	36.3
3.	11/17/13 vs. Arizona	36.0
4.	9/7/08 at Tennessee	34.5
5.	9/12/10 vs. Denver	34.3

## Most Touchdowns, Kickoff Return - Game

1.	Nine times, last: 9/19/21 vs. Denver	1
----	-----------------------------------------	---

## Most Touchdowns, Kickoff Return, Opponent - Game

1.	12/30/07 at Houston	2
2.	Seven times, last: 9/24/23 vs. Houston	1

## PUNT RETURNS

### Most Punt Returns - Season

1.	2005	53
2.	2000	46
3.	1998, 1999, 2006	45

### Most Punt Returns - Game

1.	11/12/17 vs. L.A. Chargers	7
	12/26/10 vs. Washington	7
	12/18/05 vs. San Francisco	7
	11/13/05 vs. Baltimore	7
	12/3/00 vs. Cleveland	7

### Most Punt Return Yards - Season

1.	1998	581
2.	1999	462
3.	2005	415
4.	1997	412
5.	2004	405

### Highest Punt Return Average - Season

1.	1998	12.9
2.	2020	11.8
3.	2015	11.6
4.	1997, 2020	11.4
5.	2002, 2003	11.1





# TEAM RECORDS

## Highest Punt Return Average - Game (min. 3)

1.	9/13/98 vs. Kansas City	44.7
2.	11/15/20 at Green Bay	37.7
3.	11/5/17 vs. Cincinnati	29.3
4.	12/16/18 vs. Washington	28.0

## INTERCEPTIONS

### Most Interceptions - Season

1.	2017	21
2.	2006, 2007	20
3.	1999, 2005	19

### Most Interceptions - Game

1.	10/8/17 at Pittsburgh	5
2.	10/31/10 at Dallas	4
3.	24 times, last: 10/15/23 vs. Indianapolis	3

### Most Interceptions, Opponent - Season

1.	2010, 2013	21
2.	1996	20
3.	2014, 2015	18

### Most Interceptions, Opponent - Game

1.	10/20/96 at St. Louis	5
2.	12/12/22 at Tennessee	4
	11/22/20 vs. Pittsburgh	4
	10/7/18 at Kansas City	4
	9/18/11 at N.Y. Jets	4
	11/21/10 vs. Cleveland	4
	9/19/10 at San Diego	4
	11/12/06 vs. Houston	4
	12/17/95 at Detroit	4

### Most Interception Return Yards - Season

1.	1999	330
2.	2017	294
3.	2006	280
4.	2023	264
5.	2007	237

### Most Interception Return Yards - Game

1.	11/5/06 vs. Tennessee	110
2.	10/8/17 at Pittsburgh	103
3.	9/12/99 vs. San Francisco	93

### Most Interceptions Returned for a TD - Season

1.	1999	3
2.	2005, 2007, 2008, 2017, 2018, 2022, 2023	2

### Most Interceptions Returned for a TD - Game

1.	10/8/17 at Pittsburgh	2
2.	21 times, last: 10/19/23 at New Orleans	1

### Most Interceptions Returned for a TD, Opponent - Season

1.	2012	5
2.	2014, 2015	4
3.	1996, 1998, 2013, 2016	3

### Most Interceptions Returned for a TD, Opponent - Game

1.	10/26/14 vs. Miami	2
	12/30/12 at Tennessee	2
	10/7/12 at Chicago	2
	12/17/06 at Tennessee	2
	11/22/98 at Pittsburgh	2
6.	31 times, last: 9/26/21	1

## SACKS

### Most Sacks - Season

1.	1999	57
2.	2017	55
3.	1997	48
4.	2019	47
	2005	47

### Most Sacks - Game

1.	10/22/17 at Indianapolis	10.0
	9/10/17 at Houston	10.0
3.	9/19/19 vs. Tennessee	9.0
	11/7/99 at Atlanta	9.0

### Most Sacks, Opponent - Season

1.	2014	71
2.	2001	63
3.	1995	57
4.	2000	54
5.	2018	53

### Most Sacks, Opponent - Game

1.	9/14/14 at Washington	10
2.	1/3/16 at Houston	8
	12/14/14 at Baltimore	8
	12/16/01 at Cleveland	8
	12/9/01 at Cincinnati	8

### Most Sack Yards - Season

1.	1999	373
2.	2017	356
3.	1997	331
4.	2019	310
5.	2001	298

### Most Sack Yards - Game

1.	10/22/17 at Indianapolis	64
2.	11/7/99 at Atlanta	63
3.	9/19/19 vs. Tennessee	55
4.	9/10/17 at Houston	54
5.	12/21/97 at Oakland	52

### Most Sack Yards, Opponent - Season

1.	2014	450
2.	2001	430
3.	1995	354
4.	2011	331
5.	2012	327

### Most Sack Yards, Opponent - Game

1.	10/25/98 at Denver	71
2.	9/14/14 at Washington	70
3.	12/14/14 at Baltimore	63
4.	9/7/08 at Tennessee	59
5.	1/3/16 at Houston	56

## PENALTIES

### Most Penalties - Season

1.	2019	132
2.	2006	129
3.	1996	127

### Most Penalties - Game

1.	9/22/96 at New England (OT)	17
2.	12/1/19 vs. Tampa Bay	16
3.	10/13/96 at N.Y. Jets	15
	10/2/05 vs. Denver	15
5.	9/11/22 at Washington	13
	10/23/22 vs. N.Y. Giants	13



# TEAM RECORDS

## Fewest Penalties - Season

1.	2009	70
2.	2014	73
3.	2007	76
4.	2011	77
5.	2010, 2023	83

## Fewest Penalties - Game

1.	12/1/02 vs. Pittsburgh	0
2.	Seven times, last: 12/31/23 vs. Carolina	1

## Most Yards Penalized - Season

1.	2016	1,187
2.	2019	1,165
3.	2018	1,112

## Most Yards Penalized - Game

1.	9/22/96 at New England	148
2.	10/2/16 vs. Indianapolis	145
3.	10/2/19 at Cincinnati	130

## Fewest Yards Penalized - Season

1.	2009	542
2.	2014	573
3.	2007	594

## Fewest Yards Penalized - Game

1.	12/1/02 vs. Pittsburgh	0
2.	12/22/96 vs. Atlanta	3
3.	Three times, last: 12/27/09 at New England	5

## Most Penalties, Opponent - Season

1.	2005	130
2.	2004	118
3.	2014	115

## Most Penalties, Opponent - Game

1.	1/1/06 vs. Tennessee	18
2.	12/17/17 vs. Houston	14
	12/5/13 vs. Houston	14
	11/26/95 vs. Cincinnati	14



# INDIVIDUAL RECORDS

## SERVICE

### Seasons

1.	Brad Meester (2000-13)	14
2.	Mercedes Lewis (2006-17)	12
3.	Josh Scobee (2004-14)	11
	Fred Taylor (1998-2008)	11
	Jimmy Smith (1995-2005)	11
6.	Rashean Mathis (2003-12)	10
7.	<b>Tyler Shatley (2014-2023)</b>	<b>10</b>
8.	Mark Brunell (1995-2003)	9
	Donovin Darius (1998-2006)	9
	David Garrard (2002-10)	9
	Greg Jones (2004-12)	9
	Rob Meier (2000-08)	9
	Daryl Smith (2004-12)	9
	Paul Spicer (2000-08)	9
	Maurice Williams (2001-09)	9
16.	Tony Brackens (1996-2003)	8
	Kyle Brady (1999-2006)	8
	John Henderson (2002-09)	8
	Maurice Jones-Drew (2006-13)	8
	Vince Manuwai (2003-10)	8
	Joe Zelenka (2001-08)	8

### Games Played

1.	Brad Meester (2000-13)	209
2.	Jimmy Smith (1995-2005)	171
3.	Mercedes Lewis (2006-17)	170
4.	Josh Scobee (2004-14)	168
5.	<b>Tyler Shatley (2014-2023)</b>	<b>145</b>
6.	Fred Taylor (1998-2008)	140
7.	Rob Meier (2000-08)	138
8.	Rashean Mathis (2003-12)	137
9.	Joe Zelenka (2001-08)	128
10.	Daryl Smith (2004-12)	126

### Games Started

1.	Brad Meester (2000-13)	209
2.	Mercedes Lewis (2006-17)	157
3.	Jimmy Smith (1995-2005)	150
4.	Fred Taylor (1998-2008)	136
5.	Rashean Mathis (2003-12)	129
6.	Daryl Smith (2004-12)	124
7.	John Henderson (2002-09)	120
8.	Mark Brunell (1995-2003)	117
9.	Donovin Darius (1998-2006)	115
10.	Kyle Brady (1999-2006)	109

### Consecutive Games Played

1.	<b>Tyler Shatley (2014-23)</b>	<b>140</b>
2.	Joe Zelenka (2001-08)	128
3.	Josh Scobee (2007-14)	119
4.	Tyson Alualu (2010-15)	96
	Bryan Barker (1995-2000)	96
6.	Brad Meester (2000-05)	92
7.	Brad Meester (2008-13)	89
8.	Jimmy Smith (1995-2000)	88
9.	Marcus Stroud (2001-06)	86
10.	John Henderson (2002-06)	82
	Mike Hollis (1995-2000)	82

### Consecutive Games Started

1.	Brad Meester (Sept. 3, 2000-Dec. 4, 2005)	92
2.	Brad Meester (Oct. 26, 2008-Dec. 22, 2013)	89
3.	Rashean Mathis (Sept. 7, 2003-Nov. 25, 2007)	74
4.	Blake Bortles (Sept. 28, 2014-Nov. 25, 2018)	72

5.	Vince Manuwai (Nov. 30, 2003-Dec. 23, 2007)	68
	Marcus Stroud (Sept. 8, 2002-Oct. 1, 2006)	68
7.	Jawaan Taylor (Sept. 8, 2019-Jan. 7, 2022)	66
8.	Tyson Alualu (Sept. 12, 2011-Dec. 29, 2013)	64
	Maurice Williams (Sept. 7, 2003-Dec. 31, 2006)	64
10.	Chris Naeole (Sept. 8, 2002-Dec. 24, 2005)	63
11.	Uche Nwaneri (Oct. 4, 2009-Dec. 23, 2012)	60

## SCORING

### Points

1.	Josh Scobee (2004-14)	1,022
2.	Mike Hollis (1995-2001)	764
3.	Maurice Jones-Drew (2006-13)	486
4.	Fred Taylor (1998-2008)	424
5.	Jimmy Smith (1995-2005)	418
6.	Josh Lambo (2017-2021)	300
7.	Jason Myers (2015-17)	268
8.	James Stewart (1995-99)	228
9.	Mercedes Lewis (2006-17)	200
10.	Keenan McCardell (1996-2001)	190

### Consecutive Games Scoring TD

1.	Maurice Jones-Drew (Nov. 12-Dec. 31, 2006)	8
	Fred Taylor (Sept. 20-Nov. 22, 1998)	8
3.	Allen Hurns (Sept. 27-Nov. 15, 2015)	7
	Fred Taylor (Nov. 12-Dec. 23, 2000)	7
5.	Leonard Fournette (Sept. 10-Oct. 15, 2017)	6
6.	Allen Robinson (Nov. 29-Dec. 27, 2015)	5
	Maurice Jones-Drew (Oct. 18-Nov. 22, 2009)	5
	Maurice Jones-Drew (Nov. 4-Dec. 2, 2007)	5

### Consecutive Games Scoring FG

1.	Josh Scobee (Nov. 14, 2010-Oct. 24, 2011)	15
2.	Josh Lambo (Oct. 22 - Sept. 30, 2018)	14
3.	Josh Scobee (Oct. 29, 2006-Dec. 16, 2007)	13
4.	Brandon McManus (Sept. 10-Dec. 4, 2023)	12
	Riley Patterson (Oct. 23, 2022-Jan. 7, 2023)	11
6.	Mike Hollis (Sept. 12-Nov. 21, 1999)	10
7.	Josh Scobee (Nov. 24, 2013-Sept. 21, 2014)	9
8.	Josh Scobee (Sept. 15-Nov. 10, 2013)	8
	Josh Scobee (Jan. 3-Oct. 24, 2010)	8
	Josh Scobee (Nov. 13, 2005-Jan. 1, 2006)	8
	Seth Marler (Sept. 7-Nov. 2, 2003)	8
	Mike Hollis (Dec. 24, 1995-Oct. 13, 1996)	8

### Consecutive Games Scoring

1.	Mike Hollis (Dec. 24, 1995-Sept. 10, 2000)	67
2.	Josh Scobee (Jan. 2, 2005-Oct. 4, 2009)	61
3.	Josh Scobee (Oct. 18, 2009-Oct. 28, 2012)	50
4.	Jason Myers (Sept. 13, 2015-Oct. 15, 2017)	38
5.	Josh Scobee (Sept. 15, 2013-Dec. 28, 2014)	31
6.	Mike Hollis (Oct. 16, 2000-Dec. 30, 2001)	25
7.	Josh Lambo (Oct. 22, 2015-Nov. 25, 2018)	21
8.	Riley Patterson (Sept. 11, 2022-Jan. 7, 2023)	17
9.	Seth Marler (Sept. 7, 2003-Dec. 28, 2003)	16
10.	Brandon McManus (Sept. 10 2023-Dec. 17, 2023)	14
	Josh Scobee (Sept. 12-Dec. 19, 2004)	14
	Mike Hollis (Sept. 3-Dec. 10, 1995)	14
12.	Several players tied	8

### Field Goals Made

1.	Josh Scobee (2004-14)	235
2.	Mike Hollis (1995-2001)	175
3.	Josh Lambo (2017-21)	77
4.	Jason Myers (2015-17)	64



# INDIVIDUAL RECORDS

5.	Brandon McManus (2023)	30
	Riley Patterson (2022)	30

## Field Goal Percentage (min. 25 FGA)

1.	Josh Lambo (2017-21)	91.6
2.	Riley Patterson (2022)	85.7
3.	Brandon McManus (2023)	81.1
4.	Jason Myers (2015-17)	81.0
5.	Josh Scobee (2004-14)	80.8

## Extra Points Made

1.	Josh Scobee (2004-14)	317
2.	Mike Hollis (1995-2001)	239
3.	Jason Myers (2015-17)	76
4.	Josh Lambo (2017-21)	73
5.	Riley Patterson (2022)	36

## Extra-Point Percentage (min. 25 XPA)

1.	Brandon McManus (2023)	100.0
	Seth Marler (2003)	100.0
2.	Mike Hollis (1995-2001)	98.8
3.	Josh Scobee (2004-14)	98.4
4.	Riley Patterson (2022)	97.3
5.	John Carney (2007)	95.2

## Touchdowns

1.	Maurice Jones-Drew (2006-13)	81
2.	Fred Taylor (1998-2008)	70
3.	Jimmy Smith (1995-2005)	69
4.	James Stewart (1995-99)	38
5.	Marcedes Lewis (2006-17)	33
6.	Keenan McCardell (1996-2001)	30
7.	Allen Robinson (2014-17)	22
	James Robinson (2020-22)	22
9.	Allen Hurns (2014-17)	21
10.	Stacey Mack (1999-2002)	20

## Consecutive Field Goals Made

1.	Josh Lambo (Dec. 2, 2018-Nov. 3, 2019)	24
	Josh Lambo (Nov. 19, 2017-Nov. 11, 2018)	24
3.	Riley Patterson (Oct. 23, 2022- Jan. 7, 2023)	21
4.	Josh Scobee (Nov. 27, 2011-Nov. 4, 2012)	20
	Mike Hollis (Nov. 1, 1998-Sept. 19, 1999)	20
6.	Brandon McManus (Sept. 24-Nov. 26, 2023)	19
	Jason Myers (Nov. 15, 2015-Sept. 11, 2016)	16
	Mike Hollis (Oct. 12-Nov. 30, 1997)	16
9.	Josh Scobee (Sept. 11-Nov. 13, 2011)	15
	Josh Scobee (Oct. 1-Nov. 26, 2006)	15
11.	Josh Scobee (Dec. 23, 2012-Nov. 10, 2013)	14
	Josh Scobee (Sept. 12-Nov. 14, 2010)	14

## Longest Field Goals

1.	Josh Lambo (Nov. 8, 2020 vs. HOU)	59
	Josh Scobee (Oct. 3, 2010 vs. IND)	59
3.	Jason Myers (Sept. 20, 2015 vs. MIA)	58
4.	Josh Lambo (OCT. 28, 2018 vs. PHI)	57
5.	Brandon McManus (Oct. 1, 2023 vs. ATL)	56
	Matthew Wright (Nov. 14, 2021 vs. MIA)	56
	Josh Lambo (DEC. 29, 2019 vs. IND)	56
	Josh Lambo (NOV. 5, 2017 vs. CIN)	56
	Jason Myers (Dec. 24, 2016 vs. TEN)	56
10.	Josh Lambo (Nov. 11, 2018 AT IND)	55
	Josh Scobee (Dec. 15, 2013 vs. BUF)	55
	Josh Scobee (Sept. 18, 2011 at NYJ)	55

## Consecutive Extra Points Made

1.	Mike Hollis (Oct. 22, 1995-Dec. 9, 2001)	220
2.	Josh Scobee (Nov. 8, 2009-Jan. 1, 2012)	82
3.	Josh Scobee (Sept. 12, 2004-Jan. 1, 2006)	59

4.	Josh Scobee (Dec. 16, 2007-Nov. 1, 2009)	58
5.	Josh Scobee (Sept. 10, 2006-Dec. 16, 2007)	55
6.	Josh Scobee (Sept. 16, 2012-Dec. 22, 2013)	39
7.	Brandon McManus (Sept. 10, 2023-Jan. 7, 2024)	35
8.	Seth Marler (Sept. 7-Dec. 28, 2003)	30

## PASSING

### Passing Yards

1.	Mark Brunell (1995-2003)	25,698
2.	Blake Bortles (2014-18)	17,646
3.	David Garrard (2002-10)	16,003
4.	<b>Trevor Lawrence (2021-23)</b>	<b>11,770</b>
5.	Byron Leftwich (2003-06)	9,042
6.	Chad Henne (2012-17)	5,817
7.	Gardner Minshew II (2019-20)	5,530
8.	Blaine Gabbert (2011-13)	4,357

### Pass Attempts

1.	Mark Brunell (1995-2003)	3,616
2.	Blake Bortles (2014-18)	2,632
3.	David Garrard (2002-10)	2,281
4.	<b>Trevor Lawrence (2021-23)</b>	<b>1,750</b>
5.	Byron Leftwich (2003-06)	1,344
6.	Chad Henne (2012-17)	891
7.	Gardner Minshew II (2019-20)	797
8.	Blaine Gabbert (2011-13)	777

### Pass Completions

1.	Mark Brunell (1995-2003)	2,184
2.	Blake Bortles (2014-18)	1,561
3.	David Garrard (2002-10)	1,406
4.	<b>Trevor Lawrence (2021-23)</b>	<b>1,116</b>
5.	Byron Leftwich (2003-06)	789
6.	Chad Henne (2012-17)	513
7.	Gardner Minshew II (2019-20)	501
8.	Blaine Gabbert (2011-13)	414

### Consecutive Pass Completions

1.	David Garrard (Nov. 14-21, 2010)	17
2.	Gardner Minshew II (Sept. 13, 2020)	16
3.	Byron Leftwich (Oct. 17-24, 2004)	15
4.	Gardner Minshew II (Oct. 11, 2020)	14
5.	Gardner Minshew II (Sept.. 8, 2019)	13
	Mark Brunell (Sept. 7, 2003 at Car.)	13
	Mark Brunell (Oct. 6, 1996 at N.O.)	13

### Completion % (min. 200 attempts)

1.	<b>Trevor Lawrence (2021-23)</b>	<b>63.8</b>
2.	Gardner Minshew II (2019-20)	62.9
3.	David Garrard (2002-10)	61.6
4.	Mark Brunell (1995-2003)	60.4
5.	Blake Bortles (2014-18)	59.3
6.	Byron Leftwich (2003-06)	58.7
7.	Chad Henne (2012-17)	57.6

### Longest Pass Completions

1.	Blake Bortles (Dec. 27, 2015 at N.O.)	90t
2.	Byron Leftwich (Sept. 28, 2003 at HOU)	84t
3.	Chad Henne (Nov. 18, 2012 at HOU)	81t
4.	Blake Bortles (Nov. 11, 2018 at IND)	80
	Blake Bortles (Dec. 13, 2015 vs. IND)	80t
	Blaine Gabbert (Sept. 23, 2012 at IND)	80t
	Quinn Gray (Nov. 4, 2007 at N.O.)	80t
8.	Mark Brunell (Sept. 15, 2002 at K.C.)	79t
9.	Mark Brunell (Nov. 1, 1998 at BAL)	78t
10.	Blake Bortles (Dec. 10, 2017 vs. SEA)	75t





# INDIVIDUAL RECORDS

David Garrard (Nov. 21, 2010 vs. CLE)	75
Mark Brunell (Nov. 9, 1997 vs. K.C.)	75
<b>Touchdown Passes</b>	
1. Mark Brunell (1995-2003)	144
2. Blake Bortles (2014-18)	103
3. David Garrard (2002-10)	89
4. <b>Trevor Lawrence (2021-23)</b>	<b>58</b>
5. Byron Leftwich (2003-06)	51
6. Gardner Minshew II (2019-20)	37
7. Chad Henne (2012-17)	27
8. Blaine Gabbert (2011-13)	22
<b>Longest Passing Touchdowns</b>	
1. Blake Bortles (Dec. 27, 2015 at N.O.)	90
2. Byron Leftwich (Sept. 28, 2003 at HOU)	84
3. Chad Henne (Nov. 18, 2012 at HOU)	81
4. Blake Bortles (Nov. 11, 2018 at IND)	80
Blake Bortles (Dec. 13, 2015 vs. IND)	80
Blaine Gabbert (Sept. 23, 2012 at IND)	80
Quinn Gray (Nov. 4, 2007 at N.O.)	80
8. Mark Brunell (Sept. 15, 2002 at K.C.)	79
9. Mark Brunell (Nov. 1, 1998 at BAL)	78
10. Blake Bortles (Dec. 10, 2017 vs. SEA)	75
<b>Interceptions Thrown</b>	
1. Mark Brunell (1995-2003)	86
2. Blake Bortles (2014-18)	75
3. David Garrard (2002-10)	54
4. <b>Trevor Lawrence (2021-23)</b>	<b>39</b>
5. Byron Leftwich (2003-06)	36
6. Chad Henne (2012-17)	26
7. Blaine Gabbert (2011-13)	24
<b>Interception % (min. 125 attempts)</b>	
1. Gardner Minshew II (2019-20)	1.4
2. Cody Kessler (2018)	1.5
3. <b>Trevor Lawrence (2021-23)</b>	<b>2.2</b>
4. David Garrard (2002-10)	2.4
Mark Brunell (1995-2003)	2.4
6. Byron Leftwich (2003-06)	2.7
7. Mike Glennon (2020)	2.8
Quinn Gray (2005-07)	2.8
Blake Bortles (2014-18)	2.8
<b>300-Yard Passing Games</b>	
1. Mark Brunell (1995-2003)	22
2. Blake Bortles (2014-18)	20
3. <b>Trevor Lawrence (2021-2023)</b>	<b>8</b>
4. David Garrard (2002-10)	6
5. Gardner Minshew II (2019-20)	5
Chad Henne (2012-17)	5
7. Byron Leftwich (2003-06)	4
8. Quinn Gray (2003-07)	2
<b>400-Yard Passing Games</b>	
1. Mark Brunell (1995-2003)	2
2. Blake Bortles (2014-18)	1
<b>Consecutive Games with a TD Pass</b>	
1. Blake Bortles (Sept. 13-Dec. 27, 2015)	15
2. Mark Brunell (Oct. 7, 2001-Sept. 15, 2002)	14
3. Byron Leftwich (Nov. 30, 2003-Oct. 24, 2004)	12
4. Blake Bortles (Sept. 11-Nov. 27, 2016)	11
5. Mark Brunell (Oct. 22, 2000-Sept. 1, 2001)	10
6. David Garrard (Dec. 17, 2006-Oct. 14, 2007)	8
Byron Leftwich (Sept. 25-Nov. 20, 2005)	8
Mark Brunell (Oct. 19-Dec. 7, 1997)	8
Mark Brunell (Sept. 17-Nov. 12, 1995)	8

<b>Consecutive Games with No INTs</b>		
1.	David Garrard (Sept. 9-Nov. 25, 2007)	8
2.	David Garrard (Dec. 11, 2005-Nov. 5, 2006)	6
3.	Mark Brunell (Oct. 11-Nov. 14, 1999)	5
	Mark Brunell (Dec. 1, 1996-Sept. 22, 1997)	5
	<b>Trevor Lawrence (Nov. 6, 2022-Dec. 18, 2022)</b>	<b>5</b>

<b>Consecutive Passes with No INTs</b>		
1.	David Garrard (Sept. 9-Nov. 25, 2007)	209
2.	<b>Trevor Lawrence (Oct. 30, 2022-Dec. 18, 2022)</b>	<b>181</b>
3.	David Garrard (Dec. 4, 2005-Nov. 12, 2006)	175
4.	Mark Brunell (Nov. 24, 1996-Sept. 28, 1997)	172
5.	Gardner Minshew II (Sept. 8-Oct. 13, 2019)	163
6.	David Garrard (Nov. 22-Dec. 17, 2009)	155

<b>Passer Rating (min. 200 attempts)</b>		
1.	Gardner Minshew II (2019-20)	93.1
2.	David Garrard (2002-10)	85.8
3.	Mark Brunell (1995-2003)	85.4
4.	<b>Trevor Lawrence (2021-23)</b>	<b>85.0</b>
5.	Blake Bortles (2014-18)	80.6
6.	Byron Leftwich (2003-06)	80.5
7.	Chad Henne (2012-17)	75.4

## RUSHING

<b>Rushing Yards</b>		
1.	Fred Taylor (1998-2008)	11,271
2.	Maurice Jones-Drew (2006-13)	8,071
3.	James Stewart (1995-99)	2,951
4.	Leonard Fournette (2017-19)	2,631
5.	Mark Brunell (1995-2003)	2,219
6.	James Robinson (2020-22)	2,177
7.	<b>Travis Etienne Jr. (2021-2023)</b>	<b>2,133</b>
8.	T.J. Yeldon (2015-18)	1,872
9.	Blake Bortles (2014-18)	1,775
10.	David Garrard (2002-10)	1,746

<b>Rushing Attempts</b>		
1.	Fred Taylor (1998-2008)	2,428
2.	Maurice Jones-Drew (2006-13)	1,804
3.	James Stewart (1995-99)	765
4.	Leonard Fournette (2017-19)	666
5.	<b>Travis Etienne Jr. (2021-2023)</b>	<b>487</b>
6.	James Robinson (2020-2022)	485
7.	T.J. Yeldon (2015-18)	465
8.	Mark Brunell (1995-2003)	429
9.	Natrone Means (1996-97)	396
10.	David Garrard (2002-10)	380

<b>Rushing Touchdowns</b>		
1.	Maurice Jones-Drew (2006-13)	68
2.	Fred Taylor (1998-2008)	62
3.	James Stewart (1995-99)	33
4.	Stacey Mack (1999-2002)	19
5.	James Robinson (2020-2022)	18
6.	Leonard Fournette (2017-19)	17
7.	David Garrard (2002-10)	17
8.	<b>Travis Etienne Jr. (2021-2023)</b>	<b>16</b>
	Mark Brunell (1995-2003)	14
10.	<b>Trevor Lawrence (2021-2023)</b>	<b>11</b>
	Natrone Means (1996-97)	11

<b>Consecutive Games with a Rushing TD</b>		
1.	Maurice Jones-Drew (Nov. 12-Dec. 31, 2006)	8
2.	Maurice Jones-Drew (Oct. 18-Nov. 22, 2009)	5



# INDIVIDUAL RECORDS

3.	Maurice Jones-Drew (Nov. 11-Dec. 2, 2007)	4
	James Robinson (Sept. 26-Oct. 17, 2021)	4
	Fred Taylor (Dec. 13, 1999-Jan. 2, 2000)	4
	James Stewart (Nov. 21-Dec. 13, 1999)	4
	Fred Taylor (Nov. 1-22, 1998)	4
	Natrone Means (Nov. 9-30, 1997)	4

## Rushing Average (min. 100 attempts)

1.	Blake Bortles (2014-18)	6.32
2.	Mark Brunell (1995-2003)	5.17
3.	Fred Taylor (1998-2008)	4.64
4.	David Garrard (2002-10)	4.59
5.	James Robinson (2020-22)	4.5
6.	David Garrard (2002-10)	4.59
7.	Maurice Jones-Drew (2006-13)	4.47
8.	<b>Travis Etienne Jr. (2021-2023)</b>	<b>4.4</b>
9.	Rashad Jennings (2009-12)	4.21
10.	Jordan Todman (2012-14)	4.05
11.	T.J. Yeldon (2015-18)	4.03

## Longest Runs from Scrimmage

1.	Leonard Fournette (Oct. 8, 2017 at PIT)	90t
2.	Leonard Fournette (Sept. 29, 2019 at DEN)	81
3.	Maurice Jones-Drew (Nov. 1, 2009 at TEN)	80t
	Fred Taylor (Dec. 9, 2007 vs. CAR)	80t
5.	Maurice Jones-Drew (Nov. 1, 2009 at TEN)	79t
6.	Fred Taylor (Oct. 12, 1998 vs. MIA)	77t
7.	Fred Taylor (Oct. 14, 2007 vs. HOU)	76
	Fred Taylor (Dec. 10, 2006 vs. IND)	76
9.	Leonard Fournette (Oct. 15, 2017 vs. LAR)	75t

## Longest Rushing TDs

1.	Leonard Fournette (Oct. 8, 2017 at PIT)	90
2.	Maurice Jones-Drew (Nov. 1, 2009 at TEN)	80
	Fred Taylor (Dec. 9, 2007 vs. CAR)	80
4.	Fred Taylor (Oct. 12, 1998 vs. MIA)	77
5.	Leonard Fournette (Oct. 15, 2017 vs. LAR)	75

## 200-Yard Rushing Games

1.	Leonard Fournette (2017-19)	1
	Fred Taylor (1998-2008)	1

## 100-Yard Rushing Games

1.	Fred Taylor (1998-2008)	48
2.	Maurice Jones-Drew (2006-13)	27
3.	Leonard Fournette (2017-19)	8
4.	<b>Travis Etienne Jr. (2021-2023)</b>	<b>7</b>
5.	James Stewart (1995-99)	6
	James Robinson (2020-2022)	6
7.	T.J. Yeldon (2015-18)	3

## Consecutive 100-Yard Games

1.	Fred Taylor (Oct. 16-Dec. 17, 2000)	9
2.	Maurice Jones-Drew (Oct. 31-Dec. 12, 2010)	6
3.	Fred Taylor (Nov. 25-Dec. 23, 2007)	5
4.	Maurice Jones-Drew (Dec. 15, 2011-Jan. 1, 2012)	3
	Fred Taylor (Nov. 14-28, 2004)	3
	Fred Taylor (Nov. 23-Dec. 7, 2003)	3
	Stacey Mack (Dec. 16-30, 2001)	3

## RECEIVING

### Receptions

1.	Jimmy Smith (1995-2005)	862
2.	Keenan McCardell (1996-2001)	499
3.	Mercedes Lewis (2006-17)	375
4.	Maurice Jones-Drew (2006-13)	335
5.	Fred Taylor (1998-2008)	286

6.	Kyle Brady (1999-2006)	241
7.	Allen Robinson (2014-17)	202
8.	Pete Mitchell (1995-2002)	191
9.	Reggie Williams (2004-08)	189
	Allen Hurns (2014-17)	189

### Consecutive Games with Reception

1.	Jimmy Smith (Oct. 29, 1995-Dec. 17, 2000)	86
2.	Jimmy Smith (Sept. 9, 2001-Jan. 1, 2006)	76
3.	Maurice Jones-Drew (Dec. 10, 2006-Dec. 19, 2010)	65
4.	Keenan McCardell (Dec. 28, 1998-Jan. 6, 2002)	49
5.	Keenan McCardell (Sept. 1, 1996-Dec. 13, 1998)	45
6.	Allen Robinson (Sept. 7, 2014-Sept. 10, 2017)	43
7.	Allen Hurns (Sept. 7, 2014-Oct. 27, 2016)	38
8.	Leonard Fournette (Sept. 10, 2017 - Dec. 22, 2019)	36

### Receiving Yards

1.	Jimmy Smith (1995-2005)	12,287
2.	Keenan McCardell (1996-2001)	6,393
3.	Mercedes Lewis (2006-16)	4,502
4.	Maurice Jones-Drew (2006-13)	2,873
5.	Allen Robinson (2014-17)	2,848
6.	Allen Hurns (2014-17)	2,631
7.	Kyle Brady (1999-2006)	2,500
8.	Fred Taylor (1998-2008)	2,361
9.	Cecil Shorts III (2011-14)	2,343
10.	Reggie Williams (2004-08)	2,322
11.	Keelan Cole (2017-20)	2,242

### Receiving Touchdowns

1.	Jimmy Smith (1995-2005)	67
2.	Mercedes Lewis (2006-17)	33
3.	Keenan McCardell (1996-2001)	30
4.	Allen Robinson (2014-17)	22
5.	Allen Hurns (2014-17)	21
6.	Reggie Williams (2004-08)	18
7.	Ernest Wilford (2004-10)	15
	Matt Jones (2005-08)	15
	DJ Chark Jr. (2018-21)	15
10.	Mike Sims-Walker (2008-11)	14
11.	Kyle Brady (1999-2006)	13

### Consecutive Games with Receiving TD

1.	Allen Hurns (Sept. 27-Nov. 15, 2015)	7
2.	Allen Robinson (Nov. 29-Dec. 27, 2015)	5
3.	Julius Thomas (Nov. 19-Dec. 13, 2015)	4
	Mercedes Lewis (Dec. 1-22, 2013)	4
	Cecil Shorts III (Nov. 8-Dec. 2, 2012)	4
	Reggie Williams (Dec. 9-30, 2007)	4

### Yards Per Reception (min. 100 receptions)

1.	Jimmy Smith (1995-2005)	14.25
2.	Allen Hurns (2014-17)	14.12
3.	Keelan Cole (2017-20)	14.10
	Allen Robinson (2014-17)	14.10
5.	DJ Chark Jr. (2018-21)	13.90
6.	Ernest Wilford (2004-10)	13.86
8.	Mike Sims-Walker (2008-11)	13.49
9.	<b>Christian Kirk (2022-2023)</b>	<b>13.44</b>

### 200-Yard Receiving Games

1.	Jimmy Smith (1995-2005)	2
2.	Justin Blackmon (2012-13)	1
	Keenan McCardell (1996-2001)	1



# INDIVIDUAL RECORDS

## 100-Yard Receiving Games

1.	Jimmy Smith (1995-2005)	46
2.	Keenan McCardell (1996-2001)	19
3.	Allen Robinson (2014-17)	8
	Allen Hurns (2014-17)	8
5.	Cecil Shorts III (2011-14)	7
6.	Matt Jones (2005-08)	6
	Mike Sims-Walker (2008-10)	6
8.	<b>Christian Kirk (2021-23)</b>	<b>5</b>
9.	<b>Calvin Ridley (2023)</b>	<b>4</b>
	Keelan Cole (2017-20)	4
	DJ Chark Jr. (2018-21)	4
12.	Justin Blackmon (2012-13)	3

## Consecutive 100-Yard Games

1.	Jimmy Smith (Oct. 24-Nov. 14, 2004)	3
	Jimmy Smith (Dec. 19, 1999-Jan. 2, 2000)	3
	Jimmy Smith (Nov. 21-Dec. 2, 1999)	3
	Jimmy Smith (Sept. 12-26, 1999)	3
	Jimmy Smith (Nov. 29-Dec. 13, 1998)	3
	Jimmy Smith (Nov. 9-23, 1997)	3
	Jimmy Smith (Aug. 31-Sept. 22, 1997)	3

## Longest Receptions

1.	Allen Robinson (Dec. 27, 2015 at N.O.)	90t
2.	Troy Edwards (Sept. 28, 2003 at HOU)	84t
3.	Justin Blackmon (Nov. 18, 2012 at HOU)	81t
4.	Donte Moncrief (Dec. 11, 2018 at IND)	80t
	Allen Hurns (Dec. 13, 2015 vs. IND)	80t
	Cecil Shorts III (Sept. 23, 2012 at IND)	80t
	Reggie Williams (Nov. 4, 2007 at N.O.)	80t

## Longest Receiving TDs

1.	Allen Robinson (Dec. 27, 2015 at N.O.)	90
2.	Troy Edwards (Sept. 28, 2003 at Hou.)	84
3.	Justin Blackmon (Nov. 18, 2012 at HOU)	81
4.	Donte Moncrief (Nov. 11, 2018 at IND)	80
	Allen Hurns (Dec. 13, 2015 vs. IND)	80
	Cecil Shorts III (Sept. 23, 2012 at IND)	80
	Reggie Williams (Nov. 4, 2007 at N.O.)	80
8.	Patrick Johnson (Sept. 15, 2002 at K.C.)	79
9.	Fred Taylor (Nov. 1, 1998 at BAL)	78
10.	Keelan Cole (Dec. 10, 2017 vs. SEA)	75

## YARDAGE

### Scrimmage Yards

1.	Fred Taylor (1998-2008)	13,632
2.	Jimmy Smith (1995-2005)	12,286
3.	Maurice Jones-Drew (2006-13)	10,944
4.	Keenan McCardell (1996-2001)	6,393
5.	Marcedes Lewis (2006-17)	4,502
6.	James Stewart (1995-99)	3,804
7.	Leonard Fournette (2017-19)	3,640
8.	T.J. Yeldon (2015-18)	3,174
9.	<b>Travis Etienne Jr. (2021-2023)</b>	<b>2,925</b>
10.	Allen Robinson (2014-17)	2,848

### All-Purpose Yards

1.	Fred Taylor (1998-2008)	13,640
2.	Maurice Jones-Drew (2006-13)	13,115
3.	Jimmy Smith (1995-2005)	12,875
4.	Keenan McCardell (1996-2001)	6,499
5.	Marcedes Lewis (2006-17)	4,502
6.	James Stewart (1995-99)	3,804
7.	Reggie Barlow (1996-2000)	3,687
8.	Leonard Fournette (2017-19)	3,640

9.	Mike Thomas (2009-12)	3,276
10.	T.J. Yeldon (2015-18)	3,174

## PUNTING

### Punts

1.	Bryan Barker (1995-2000)	456
2.	Chris Hanson (2001-06)	424
3.	<b>Logan Cooke (2018-23)</b>	<b>400</b>
4.	Bryan Anger (2012-15)	360
5.	Adam Podlesh (2007-10)	229
6.	Brad Nortman (2016-17)	164

### Longest Punts

1.	Bryan Barker (Oct. 11, 1999 at NYJ)	83
2.	Brad Nortman (Oct. 2, 2016 vs. IND)	78
3.	Adam Podlesh (Oct. 28, 2007 at T.B.)	76
4.	Chris Hanson (Nov. 20, 2005 at TEN)	74
5.	Bryan Anger (Oct. 4, 2012 vs. DET)	73
6.	<b>Logan Cooke (Dec. 16, 2018 vs. WAS)</b>	<b>72</b>
7.	<b>Logan Cooke (Nov. 27, 2022 vs. BAL)</b>	<b>70</b>
8.	Bryan Anger (Dec. 14, 2014 at BAL)	69
	Chris Hanson (Sept. 12, 2004 at BUF)	69
9.	<b>Logan Cooke (Dec 5, 2021 at LAR)</b>	<b>68</b>
10.	Three times, last: <b>Logan Cooke (Nov. 22, 2020 vs. PIT)</b>	67

### Punt Yards

1.	Bryan Barker (1995-2000)	19,849
2.	<b>Logan Cooke (2018-23)</b>	<b>18,829</b>
3.	Chris Hanson (2001-06)	18,190
4.	Bryan Anger (2012-15)	16,855
5.	Adam Podlesh (2007-10)	9,751
6.	Brad Nortman (2016-17)	7,424

### Inside The 20

1.	<b>Logan Cooke (2018-23)</b>	<b>162</b>
	Bryan Barker (1995-2000)	151
3.	Chris Hanson (2001-06)	136
4.	Bryan Anger (2011-15)	113
5.	Adam Podlesh (2007-10)	75

### Gross Average (min. 100 punts)

1.	<b>Logan Cooke (2018-23)</b>	<b>47.1</b>
2.	Bryan Anger (2012-15)	46.8
3.	Brad Nortman (2016-17)	45.3
4.	Bryan Barker (1995-2000)	43.5
5.	Chris Hanson (2001-06)	42.9

### Net Average (min. 100 punts)

1.	<b>Logan Cooke (2018-23)</b>	<b>43.3</b>
2.	Bryan Anger (2012-15)	40.5
3.	Brad Nortman (2016-17)	39.2
4.	Adam Podlesh (2007-10)	37.8

### Fewest Touchbacks (min. 100 punts)

1.	Brad Nortman (2016-17)	17
2.	Adam Podlesh (2007-10)	19
3.	<b>Logan Cooke (2018-23)</b>	<b>25</b>
4.	Bryan Anger (2012-15)	27
5.	Bryan Barker (1995-2000)	43

## RETURNS

### Kickoff Returns

1.	Maurice Jones-Drew (2006-13)	79
2.	Deji Karim (2010-11)	77
3.	Brian Witherspoon (2008-09)	76
4.	Reggie Barlow (1996-2000)	70





# INDIVIDUAL RECORDS

5.	Jordan Todman (2012-14)	68
6.	Jamal Agnew (2021-23)	58
	Willie Jackson (1995-97)	58
8.	David Allen (2003-04)	52
9.	Derrick Wimbush (2005-06)	47
10.	Elvis Joseph (2001-02)	44
11.	Corey Grant (2015-18)	41

## Kickoff Return Yards

1.	Maurice Jones-Drew (2006-12)	2,054
2.	Deji Karim (2010-11)	1,900
3.	Brian Witherspoon (2008-09)	1,818
4.	Jordan Todman (2012-14)	1,762
5.	Reggie Bartlow (1996-2000)	1,634
6.	Jamal Agnew (2021-23)	1,463
7.	Willie Jackson (1995-97)	1,206
8.	Derrick Wimbush (2005-06)	1,136
9.	David Allen (2003-04)	1,041
10.	Elvis Joseph (2001-02)	990
11.	Corey Grant (2015-18)	967

## Kick Return Average (min. 50 returns)

1.	Maurice Jones-Drew (2006-13)	26.00
2.	Jordan Todman (2012-14)	25.91
3.	Jamal Agnew (2021-2023)	25.33
4.	Deji Karim (2010-11)	24.68
5.	Brian Witherspoon (2008-09)	23.92
6.	Reggie Bartlow (1996-2000)	23.34
7.	Willie Jackson (1995-97)	20.79

## Longest Kickoff Returns

1.	Jamal Agnew (Sept. 19, 2021 vs. DEN)	102t
2.	Marqise Lee (Dec. 18, 2016 at HOU)	100t
	Maurice Jones-Drew (Nov. 4, 2007 at N.O.)	100t
4.	Alvis Whitted (Dec. 26, 1999 at TEN)	98t
5.	Elvis Joseph (Nov. 18, 2001 at PIT)	95t
6.	Maurice Jones-Drew (Dec. 10, 2006 vs. IND)	93t
7.	Reggie Bartlow (Dec. 7, 1997 vs. N.E.)	92t

## Kickoff Return Touchdowns

1.	Maurice Jones-Drew (2006-11)	2
2.	Jamal Agnew (2021)	1
	Marqise Lee (2014-2019)	1
	Derrick Wimbush (2005-06)	1
	Jimmy Smith (1995-2005)	1
	Elvis Joseph (2001-02)	1
	Alvis Whitted (1998-2001)	1
	Reggie Bartlow (1996-2000)	1

## Punt Returns

1.	Reggie Bartlow (1996-2000)	146
2.	Alvin Pearman (2005-08)	81
3.	Mike Thomas (2009-12)	75
4.	Ace Sanders (2013-14)	57
5.	Jamal Agnew (2021-23)	50
6.	Dede Westbrook (2017-20)	44
7.	David Allen (2003-04)	42
8.	Rashad Greene Sr. (2015-18)	41
9.	Jaydon Mickens (2017-18, 21)	39
	Damon Gibson (2001-02)	39
11.	Chris Hudson (1995-98)	32

## Punt Return Yards

1.	Reggie Bartlow (1996-2000)	1,581
2.	Alvin Pearman (2005-08)	693
3.	Mike Thomas (2009-12)	620
4.	David Allen (2003-04)	468
5.	Rashad Greene Sr. (2015-18)	448

6.	Jaydon Mickens (2017-21)	444
7.	Dede Westbrook (2017-20)	425
8.	Jamal Agnew (2021-23)	423
9.	Ace Sanders (2013-14)	367
10.	Chris Hudson (1995-98)	348
11.	Damon Gibson (2001-02)	333

## Punt Return Average (min. 25 returns)

1.	Bobby Shaw (2002)	12.40
2.	David Allen (2003-04)	11.14
3.	Rashad Greene Sr. (2015-18)	10.93
4.	Chris Hudson (1995-98)	10.88
5.	Reggie Bartlow (1996-2000)	10.83
6.	Jermaine Lewis (2003-04)	9.71
7.	Dede Westbrook (2017-20)	9.70
8.	Jaydon Mickens (2017-18, 21)	8.87
9.	Alvin Pearman (2005-08)	8.56
10.	Damon Gibson (2001-02)	8.54

## Longest Punt Returns

1.	Keelan Cole Sr. (Nov. 15, 2020 AT G.B.)	91t
2.	Reggie Bartlow (Sept. 13, 1998 vs. K.C.)	85t
3.	Mike Thomas (Dec. 19, 2010 at IND)	78t
4.	Dede Westbrook (Dec. 16, 2018 VS. WAS)	74t
	Reggie Bartlow (Nov. 21, 1999 vs. N.O.)	74t
6.	Rashad Greene Sr. (Dec. 13, 2015 vs. IND)	73t
7.	Jaydon Mickens (Dec. 10, 2017 vs. SEA)	72
8.	Bobby Shaw (Oct. 6, 2002 vs. PHI)	69t

## Punt Return Touchdowns

1.	Reggie Bartlow (1996-2000)	2
2.	Keelan Cole Sr. (2017-20)	1
	Dede Westbrook (2017-20)	1
	Jaydon Mickens (2017-18, 21)	1
	Rashad Greene Sr. (2015-18)	1
	Mike Thomas (2009-12)	1
	Bobby Shaw (2002)	1

## DEFENSE

### Interceptions

1.	Rashean Mathis (2003-12)	30
2.	Aaron Beasley (1996-2001)	15
3.	Donovin Darius (1998-2006)	14
4.	Derek Cox (2009-12)	12
5.	Paul Posluszny (2011-17)	11
6.	Jalen Ramsey (2016-19)	9
	Telvin Smith Sr. (2014-18)	9
8.	A.J. Bouye (2017-19)	8
	Mike Peterson (2003-08)	8
	Chris Hudson (1995-98)	8

### Longest Interceptions Returns

1.	Aaron Beasley (Sept. 12, 1999 vs. S.F.)	93t
2.	Rashean Mathis (Oct. 5, 2008 vs. PIT)	72t
3.	Tashaun Gipson Sr. (Sept. 10, 2017 at HOU)	67
4.	Darius Williams (Oct. 1, 2023 vs. ATL)	61t
	Rashean Mathis (Sept. 21, 2008 at IND)	61t
6.	Paul Posluszny (Oct. 13, 2013 at DEN)	59t
	<b>Andre Cisco (Oct. 2, 2022 at PHI)</b>	<b>59t</b>

### INTs Returned for Touchdown

1.	Rashean Mathis (2003-12)	3
	Telvin Smith Sr. (2014-18)	3
3.	Aaron Beasley (1996-2001)	2

### Consecutive Games with INT

1.	Darius Williams (Oct. 1-Oct. 15, 2023)	3
	Brian Williams (Oct. 14-Nov. 11, 2007)	3





# INDIVIDUAL RECORDS

	Rashean Mathis (Jan. 1 - Sept. 18, 2006)	3
4.	Barry Church (Dec. 17 - 24, 2017)	2
	A.J. Bouye (Nov. 12 - 19, 2017)	2
	A.J. Bouye (Sept. 24 - Oct. 1, 2017)	2
	Jalen Ramsey (Dec. 3-10, 2017)	2
	Jalen Ramsey (Dec. 18-24, 2016)	2
	Geno Hayes (Dec. 5-15, 2013)	2
	Derek Cox (Oct. 7-21, 2012)	2
	Morgan Trent (Dec. 24, 2011-Jan. 1, 2012)	2
	Rashean Mathis (Dec. 31, 2006-Sept. 9, 2007)	2
	Gerald Sensabaugh (Dec. 3-10, 2006)	2
	Rashean Mathis (Sept. 10-18, 2006)	2
	Rashean Mathis (Oct. 16-30, 2005)	2
	Donovin Darius (Nov. 21-28, 2004)	2
	Mike Peterson (Nov. 23-30, 2003)	2
	Marlon McCree (Dec. 1-8, 2002)	2
	Marlon McCree (Nov. 10-17, 2002)	2
	Donovin Darius (Oct. 31-Nov. 7, 1999)	2
	Chris Hudson (Sept. 20-27, 1998)	2
	Chris Hudson (Nov. 2-9, 1997)	2
	James Williams (Nov. 26-Dec. 3, 1995)	2

## Sacks

1.	Tony Brackens (1996-2003)	55.0
2.	<b>Josh Hines-Allen (2019-23)</b>	<b>45.0</b>
3.	Yannick Ngakoue (2016-19)	37.5
4.	Joel Smeenge (1995-2000)	34.0
5.	Calais Campbell (2017-19)	31.5
6.	John Henderson (2002-09)	29.0
7.	Paul Spicer (2001-08)	28.5
	Kevin Hardy (1996-2001)	28.5

## Consecutive Games with Sack

1.	Tony Brackens (Nov. 11-Dec. 30, 2001)	8
2.	Seven players, last: <b>Travon Walker (Dec. 17, 2023-Jan. 7, 2024)</b>	4

## Tackles

1.	Daryl Smith (2004-12)	1,089
2.	Paul Postuszny (2011-17)	973
3.	Donovin Darius (1998-2006)	858
4.	Mike Peterson (2003-08)	837
5.	Kevin Hardy (1996-2001)	789
6.	Telvin Smith (2014-18)	580
7.	John Henderson (2002-09)	563
8.	Rashean Mathis (2003-12)	554

## Takeaways

1.	Rashean Mathis (2003-12)	35
2.	Donovin Darius (1998-2006)	20
3.	Tony Brackens (1996-2003)	18
	Aaron Beasley (1996-2001)	18

## FUMBLES

### Fumbles

1.	Mark Brunell (1995-2003)	53
2.	Blake Bortles (2014-18)	46
3.	David Garrard (2002-10)	44
4.	<b>Trevor Lawrence (2021-2023)</b>	<b>33</b>
5.	Fred Taylor (1998-2008)	26
	Byron Leftwich (2003-06)	26
7.	Maurice Jones-Drew (2006-13)	22
8.	Blaine Gabbert (2011-13)	21

### Fumbles Lost

1.	David Garrard (2002-10)	21
	<b>Trevor Lawrence (2021-2023)</b>	<b>21</b>

3.	Blake Bortles (2014-18)	19
4.	Mark Brunell (1995-2003)	18
5.	Fred Taylor (1998-2008)	17
6.	Gardner Minshew II (2019-20)	11
7.	Maurice Jones-Drew (2006-13)	10
	Byron Leftwich (2003-06)	10

### Forced Fumbles

1.	Tony Brackens (1996-2003)	27
2.	Yannick Ngakoue (2016-19)	14
3.	<b>Josh Hines-Allen (2019-23)</b>	<b>9</b>
	Daryl Smith (2004-12)	9
	Joel Smeenge (1995-2000)	9
6.	John Henderson (2002-09)	8
	Akin Ayodele (2002-05)	8
	Kevin Hardy (1996-2001)	8
9.	Paul Spicer (2000-08)	7
	Bobby McCray (2004-07)	7
	Donovin Darius (1998-2006)	7
	Aaron Beasley (1996-2001)	7

### Longest Fumble Recovery Returns

1.	Aaron Beasley (Nov. 8, 1998 vs. CIN)	90t
2.	Donovin Darius (Nov. 1, 1998 at BAL)	83t
3.	Myles Jack (Oct. 1, 2017 at N.Y. Jets)	81t
4.	Daryl Smith (Oct. 14, 2007 vs. HOU)	77t
5.	Yannick Ngakoue (Dec. 31, 2017 at TEN)	67t
6.	Ainsley Battles (Dec. 3, 2001 vs. G.B.)	60t

## BLOCKS

### Blocked Field Goals

1.	Marcus Stroud (2001-07)	2
	Clyde Simmons (1996-97)	2
3.	Calais Campbell (2017-19)	1
	Tyson Alualu (2010-16)	1
	Chris Clemons (2014-15)	1
	Rashean Mathis (2003-10)	1
	John Henderson (2002-09)	1
	Gerald Sensabaugh (2005-08)	1
	Akin Ayodele (2002-05)	1
	Don Davey (1995-98)	1

### Blocked Field Goal Returns

1.	Chris Hudson (Sept. 22, 1997 vs. PIT)	1
	Mickey Washington (Dec. 1, 1996 vs. CIN)	1

### Blocked Punts

1.	Donovin Darius (1998-2006)	2
	Dave Thomas (1995-99)	2

### Blocked Punt Returns

1.	<b>Daniel Thomas (Oct. 25, 2020 at LAC)</b>	<b>1</b>
	Mike Harris (Dec. 30, 2012 at TEN)	1
	Zach Potter (Dec. 15, 2011 at ATL)	1
	Alvis Whitted (Nov. 1, 1998 at BAL)	1
	Jimmy Smith (Dec. 3, 1995 at DEN)	1

### Blocked Extra Points

1.	<b>Adam Gotsis (Jan. 2, 2022 at N.E.)</b>	<b>1</b>
	<b>Adam Gotsis (Dec. 26, 2021 at NYJ)</b>	<b>1</b>
	Cody Davis (Nov. 3, 2019 vs. HOU)	1
	Telvin Smith Sr. (Dec. 31, 2017 at TEN)	1
	Jalen Myrick (Dec. 24, 2017 at S.F.)	1
	Sen'Derrick Marks (Nov. 20, 2016 at DET)	1
	Tony Brackens (Oct. 5, 1997 vs. CIN)	1
	Clyde Simmons (Sept. 22, 1996 at N.E.)	1



# SINGLE-SEASON RECORDS

## SCORING

Points		
1.	Mike Hollis (1997)	134
2.	Mike Hollis (1999)	130
3.	Riley Patterson (2022)	126
4.	Brandon McManus (2023)	125
5.	Josh Scobee (2006)	119
6.	Josh Lambo (2019)	118
	Mike Hollis (1996)	117
8.	Jason Myers (2016)	110
	Jason Myers (2015)	110
9.	Mike Hollis (1998)	108

Touchdowns		
1.	Fred Taylor (1998)	17
2.	Maurice Jones-Drew (2009)	16
	Maurice Jones-Drew (2006)	16
4.	Allen Robinson (2015)	14
	Maurice Jones-Drew (2008)	14
	Fred Taylor (2000)	14
7.	James Stewart (1999)	13
8.	<b>Travis Etienne Jr. (2023)</b>	<b>11</b>
	Maurice Jones-Drew (2011)	11
10.	Several players tied	10

Field Goals		
1.	Josh Lambo (2019)	33
2.	Mike Hollis (1999)	31
	Mike Hollis (1997)	31
4.	Brandon McManus (2023)	30
	Riley Patterson (2022)	30
	Mike Hollis (1996)	30
7.	Jason Myers (2016)	27
8.	Jason Myers (2015)	26
	Josh Scobee (2006)	26
9.	Josh Scobee (2012)	25
10.	Josh Scobee (2000)	24
	Mike Hollis (2000)	24

Field Goal % (min. 20 attempts)		
1.	Josh Lambo (2019)	97.1
2.	Josh Lambo (2017)	95.0
3.	Mike Hollis (2000)	92.3
4.	Josh Scobee (2013)	92.0
	Josh Scobee (2011)	92.0
6.	Josh Lambo(2018)	90.5
7.	Josh Scobee (2012)	89.3
8.	Jason Myers (2015)	86.7
9.	Mike Hollis (1997)	86.1
10.	Riley Patterson (2022)	85.7
11.	Mike Hollis (1996)	83.3
12.	Mike Hollis (1999)	81.6

Extra Points		
1.	Mike Hollis (1998)	45
2.	Josh Scobee (2010)	41
	Josh Scobee (2006)	41
	Mike Hollis (1997)	41
5.	Josh Scobee (2005)	38
6.	Mike Hollis (1999)	37
7.	Riley Patterson (2022)	36
8.	Brandon McManus (2023)	35
9.	Josh Scobee (2008)	33
	Mike Hollis (2000)	33
11.	Jason Myers (2015)	32

## PASSING

Pass Completions		
1.	<b>Trevor Lawrence (2022)</b>	<b>387</b>
2.	<b>Trevor Lawrence (2023)</b>	<b>370</b>
3.	Blake Bortles (2016)	368
4.	<b>Trevor Lawrence (2021)</b>	<b>359</b>
5.	Blake Bortles (2015)	355
6.	Mark Brunell (1996)	353
7.	David Garrard (2008)	335
8.	Blake Bortles (2017)	315
9.	David Garrard (2009)	314
10.	Mark Brunell (2000)	311
11.	Chad Henne (2013)	305
12.	Mark Brunell (2001)	289

Pass Attempts		
1.	Blake Bortles (2016)	625
2.	Blake Bortles (2015)	606
3.	<b>Trevor Lawrence (2021)</b>	<b>602</b>
4.	<b>Trevor Lawrence (2022)</b>	<b>584</b>
5.	<b>Trevor Lawrence (2023)</b>	<b>564</b>
6.	Mark Brunell (1996)	557
7.	David Garrard (2008)	535
8.	Blake Bortles (2017)	523
9.	David Garrard (2009)	516
10.	Mark Brunell (2000)	512
11.	Chad Henne (2013)	503
12.	Blake Bortles (2014)	475

Completion % (min. 300 attempts)		
1.	<b>Trevor Lawrence (2022)</b>	<b>66.3</b>
2.	<b>Trevor Lawrence (2023)</b>	<b>65.6</b>
3.	David Garrard (2010)	64.5
4.	David Garrard (2007)	64.0
5.	Mark Brunell (1996)	63.4
6.	David Garrard (2008)	62.6
7.	Mark Brunell (2001)	61.1
8.	David Garrard (2009)	60.9
9.	Mark Brunell (2000)	60.7

Passing Yards		
1.	Blake Bortles (2015)	4,428
2.	Mark Brunell (1996) *Led NFL*	4,367
3.	<b>Trevor Lawrence (2022)</b>	<b>4,367</b>
4.	<b>Trevor Lawrence (2023)</b>	<b>4,016</b>
5.	Blake Bortles (2016)	3,905
6.	Blake Bortles (2017)	3,687
7.	<b>Trevor Lawrence (2021)</b>	<b>3,641</b>
8.	Mark Brunell (2000)	3,640
9.	David Garrard (2008)	3,620
10.	David Garrard (2009)	3,597
11.	Mark Brunell (2001)	3,309
12.	Mark Brunell (1997)	3,281

Average Gain Per Attempt (min. 300 attempts)		
1.	Mark Brunell (1996) *Led NFL*	7.8
2.	David Garrard (2007)	7.7
3.	Mark Brunell (1997)	7.5
	David Garrard (2010)	7.5
5.	Blake Bortles (2015)	7.3
	Mark Brunell (1998)	7.3
7.	<b>Trevor Lawrence (2023)</b>	<b>7.1</b>
	Mark Brunell (2000)	7.1
9.	<b>Trevor Lawrence (2022)</b>	<b>7.0</b>
	Gardner Minshew II (2019)	7.0
	Blake Bortles (2017)	7.0



# SINGLE-SEASON RECORDS

	Byron Leftwich (2005)	7.0
	Mark Brunell (2001)	7.0
<b>Touchdown Passes</b>		
1.	Blake Bortles (2015)	35
2.	<b>Trevor Lawrence (2022)</b>	<b>25</b>
3.	Blake Bortles (2016)	23
	David Garrard (2010)	23
5.	<b>Trevor Lawrence (2023)</b>	<b>21</b>
	Gardner Minshew II (2019)	21
	Blake Bortles (2017)	21
8.	Mark Brunell (2000)	20
	Mark Brunell (1998)	20
10.	Mark Brunell (2001)	19
	Mark Brunell (1996)	19
12.	David Garrard (2007)	18
	Mark Brunell (1997)	18
<b>Interceptions</b>		
1.	Mark Brunell (1996)	20
2.	Blake Bortles (2015)	18
3.	<b>Trevor Lawrence (2021)</b>	<b>17</b>
	Blake Bortles (2014)	17
5.	Blake Bortles (2016)	16
	Byron Leftwich (2003)	16
7.	David Garrard (2010)	15
8.	<b>Trevor Lawrence (2023)</b>	<b>14</b>
	Chad Henne (2013)	14
	Mark Brunell (2000)	14
11.	Blake Bortles (2017)	13
	David Garrard (2008)	13
<b>Interception % (min. 300 attempts)</b>		
1.	David Garrard (2007)	0.9
2.	Gardner Minshew II (2019)	1.3
3.	<b>Trevor Lawrence (2022)</b>	<b>1.4</b>
4.	Gardner Minshew II (2020)	1.5
5.	Mark Brunell (1997)	1.6
6.	Byron Leftwich (2005)	1.7
	Mark Brunell (2002)	1.7
8.	David Garrard (2009)	1.9
9.	Mark Brunell (1999)	2.0
	Mark Brunell (1995)	2.0
11.	Byron Leftwich (2004)	2.3
<b>400-Yard Passing Games</b>		
1.	Mark Brunell (1996)	2
2.	Blake Bortles (2018)	1
<b>300-Yard Passing Games</b>		
1.	Blake Bortles (2015)	6
	Mark Brunell (1996)	6
3.	Blake Bortles (2016)	5
4.	Blake Bortles (2018)	4
	Blake Bortles (2017)	4
5.	<b>Trevor Lawrence (2022)</b>	<b>4</b>
<b>Passer Rating (min. 300 attempts)</b>		
1.	David Garrard (2007)	102.2
2.	Gardner Minshew II (2020)	95.9
3.	<b>Trevor Lawrence (2022)</b>	<b>95.2</b>
4.	Gardner Minshew II (2019)	91.2
	Mark Brunell (1997)	91.2
6.	David Garrard (2010)	90.8
7.	Mark Brunell (1998)	89.9
8.	Byron Leftwich (2005)	89.3
9.	<b>Trevor Lawrence (2023)</b>	<b>88.5</b>
10.	Blake Bortles (2015)	88.2

## RUSHING

<b>Rushing Attempts</b>		
1.	Fred Taylor (2003)	345
2.	Maurice Jones-Drew (2011)	343
3.	Maurice Jones-Drew (2009)	312
4.	Maurice Jones-Drew (2010)	299
5.	Fred Taylor (2000)	292
6.	Fred Taylor (2002)	287
7.	Leonard Fournette (2017)	268
8.	<b>Travis Etienne Jr. (2023)</b>	<b>267</b>
9.	Leonard Fournette (2019)	265
10.	Fred Taylor (1998)	264
<b>Rushing Yards</b>		
1.	Maurice Jones-Drew (2011) *Led NFL*	1,606
2.	Fred Taylor (2003)	1,572
3.	Fred Taylor (2000)	1,399
4.	Maurice Jones-Drew (2009)	1,391
5.	Maurice Jones-Drew (2010)	1,324
6.	Fred Taylor (2002)	1,314
7.	Fred Taylor (2004)	1,224
8.	Fred Taylor (1998)	1,223
9.	Fred Taylor (2007)	1,202
10.	Leonard Fournette (2019)	1,152
<b>Rushing Touchdowns</b>		
1.	Maurice Jones-Drew (2009)	15
2.	Fred Taylor (1998)	14
3.	Maurice Jones-Drew (2006)	13
	James Stewart (1999)	13
5.	Maurice Jones-Drew (2008)	12
	Fred Taylor (2000)	12
7.	<b>Travis Etienne Jr. (2023)</b>	<b>11</b>
8.	Leonard Fournette (2017)	9
	Maurice Jones-Drew (2007)	9
	Stacey Mack (2002)	9
	Stacey Mack (2001)	9
	Natrone Means (1997)	9
<b>Rushing Average (min. 150 attempts)</b>		
1.	Maurice Jones-Drew (2006)	5.67
2.	Fred Taylor (2007)	5.39
3.	<b>Travis Etienne Jr. (2022)</b>	<b>5.11</b>
4.	Fred Taylor (2006)	4.96
5.	Fred Taylor (2000)	4.79
6.	Fred Taylor (2004)	4.71
7.	James Robinson (2021)	4.70
8.	Maurice Jones-Drew (2011)	4.68
9.	Fred Taylor (1998)	4.63
10.	Maurice Jones-Drew (2007)	4.60
<b>200-Yard Rushing Games</b>		
1.	Leonard Fournette (2019)	1
	Fred Taylor (2000)	1
<b>100-Yard Rushing Games</b>		
1.	Fred Taylor (2000)	9
2.	Maurice Jones-Drew (2010)	7
	Fred Taylor (2003)	7
4.	Maurice Jones-Drew (2011)	6
	Fred Taylor (1998)	6
6.	<b>Travis Etienne Jr. (2022)</b>	<b>5</b>
	Leonard Fournette (2017)	5
	Maurice Jones-Drew (2009)	5
	Fred Taylor (2007)	5
	Fred Taylor (2004)	5
	Fred Taylor (2002)	5



# SINGLE-SEASON RECORDS

## RECEIVING

### Receptions

1.	Jimmy Smith (1999) *Led NFL*	116
<b>2.</b>	<b>Evan Ingram (2023)</b>	<b>114</b>
2.	Jimmy Smith (2001)	112
3.	Keenan McCardell (2000)	94
4.	Keenan McCardell (2001)	93
5.	Jimmy Smith (2000)	91
6.	Keenan McCardell (1997)	85
	Keenan McCardell (1996)	85
<b>8.</b>	<b>Christian Kirk (2022)</b>	<b>84</b>
9.	Jimmy Smith (1996)	83
10.	Jimmy Smith (1997)	82
	Zay Jones (2022)	82

### Receiving Yards

1.	Jimmy Smith (1999)	1,636
2.	Allen Robinson (2015)	1,400
3.	Jimmy Smith (2001)	1,373
4.	Jimmy Smith (1997)	1,324
5.	Jimmy Smith (1996)	1,244
6.	Jimmy Smith (2000)	1,213
7.	Keenan McCardell (2000)	1,207
8.	Jimmy Smith (1998)	1,182
9.	Jimmy Smith (2004)	1,172
10.	Keenan McCardell (1997)	1,164
11.	Keenan McCardell (1996)	1,129
12.	Keenan McCardell (2001)	1,110
<b>13.</b>	<b>Christian Kirk (2022)</b>	<b>1,108</b>
14.	Allen Hurns (2015)	1,031
15.	Jimmy Smith (2002)	1,027

### Receiving Touchdowns

1.	Allen Robinson (2015) *Led NFL*	14
2.	Allen Hurns (2015)	10
	Mercedes Lewis (2010)	10
	Reggie Williams (2007)	10
5.	Calvin Ridley (2023)	8
	DJ Chark Jr. (2019)	8
	Jimmy Smith (2001)	8
	Jimmy Smith (2000)	8
	Jimmy Smith (1998)	8

### Yards Per Reception (min. 50 receptions)

1.	Cecil Shorts III (2012)	17.80
2.	Allen Robinson (2015)	17.50
3.	Jimmy Smith (1997)	16.15
4.	Allen Hurns (2015)	16.11
5.	Jimmy Smith (2004)	15.84
6.	Jimmy Smith (1998)	15.15

### 200-Yard Receiving Games

1.	Justin Blackmon (2012)	1
	Jimmy Smith (2000)	1
	Jimmy Smith (1999)	1
	Keenan McCardell (1996)	1

### 100-Yard Receiving Games

1.	Jimmy Smith (1999)	9
2.	Allen Robinson (2015)	6
	Jimmy Smith (2001)	6
	Jimmy Smith (1997)	6
5.	Allen Hurns (2015)	5
	Keenan McCardell (2000)	5
	Jimmy Smith (2000)	5
	Jimmy Smith (2000)	5

## YARDAGE

### Scrimmage Yards

1.	Maurice Jones-Drew (2011)	1,980
2.	Fred Taylor (2003)	1,942
3.	Maurice Jones-Drew (2009)	1,765
4.	Fred Taylor (2002)	1,722
5.	Leonard Fournette (2019)	1,674
6.	Fred Taylor (1998)	1,644
7.	Maurice Jones-Drew (2010)	1,641
8.	Fred Taylor (2000)	1,639
9.	Jimmy Smith (1999)	1,636
10.	Fred Taylor (2004)	1,569

### All-Purpose Yards

1.	Maurice Jones-Drew (2006)	2,250
2.	Maurice Jones-Drew (2007)	2,014
3.	Maurice Jones-Drew (2011)	1,964
4.	Fred Taylor (2003)	1,942
5.	Maurice Jones-Drew (2009)	1,886
6.	Maurice Jones-Drew (2008)	1,739
7.	Fred Taylor (2002)	1,722
8.	Leonard Fournette (2019)	1,674
9.	Fred Taylor (1998)	1,653
10.	Maurice Jones-Drew (2010)	1,641

## PUNTING

### Punts

1.	Bryan Anger (2013)	95
2.	Bryan Anger (2014)	94
3.	Bryan Anger (2012)	91
4.	Brad Nortman (2017)	87
<b>5.</b>	<b>Logan Cooke (2018)</b>	<b>86</b>
6.	Bryan Barker (1998)	85
7.	Chris Hanson (2004)	84
8.	Chris Hanson (2005)	82
	Chris Hanson (2001)	82
	Bryan Barker (1995)	82

### Gross Average (min. 50 punts)

<b>1.</b>	<b>Logan Cooke (2022)</b>	<b>49.3</b>
2.	Bryan Anger (2012) *NFL rookie record*	47.8
<b>3.</b>	<b>Logan Cooke (2020)</b>	<b>47.7</b>
4.	Bryan Anger (2014)	47.5
<b>5.</b>	<b>Logan Cooke (2023)</b>	<b>47.4</b>
<b>6.</b>	<b>Logan Cooke (2021)</b>	<b>47.3</b>
<b>7.</b>	<b>Logan Cooke (2019)</b>	<b>46.8</b>
8.	Brad Nortman (2016)	46.6
9.	Bryan Anger (2015)	46.3
10.	Bryan Anger (2013)	45.7
<b>11.</b>	<b>Logan Cooke (2018)</b>	<b>45.0</b>

### Net Average (min. 50 punts)

<b>1.</b>	<b>Logan Cooke (2019) *Led NFL*</b>	<b>44.5</b>
<b>2.</b>	<b>Logan Cooke (2023)</b>	<b>43.8</b>
	<b>Logan Cooke (2022)</b>	<b>43.8</b>
<b>4.</b>	<b>Logan Cooke (2021)</b>	<b>43.6</b>
<b>5.</b>	<b>Logan Cooke (2020)</b>	<b>43.2</b>
<b>6.</b>	<b>Logan Cooke (2018)</b>	<b>41.3</b>
7.	Bryan Anger (2012) *NFL rookie record*	40.8
8.	Bryan Anger (2013)	40.5
9.	Bryan Anger (2014)	39.6
10.	Brad Nortman (2016)	39.5
	Bryan Anger (2015)	39.5





# SINGLE-SEASON RECORDS

## Inside The 20

1.	<b>Logan Cooke (2018)</b>	<b>37</b>
2.	Chris Hanson (2005)	33
3.	Bryan Barker (1999)	32
4.	Bryan Anger (2013)	31
	Bryan Anger (2012)	31

## Touchbacks (min. 50 punts)

1.	<b>Logan Cooke (2021)</b>	<b>1</b>
2.	<b>Logan Cooke (2019)</b>	<b>2</b>
	Adam Podlesh (2007)	2
4.	<b>Logan Cooke (2023)</b>	<b>4</b>
	Bryan Anger (2015)	4

## RETURNS

### Kickoff Returns

1.	Brian Witherspoon (2008)	52
2.	Deji Karim (2010)	50
3.	David Allen (2003)	41
4.	Derrick Wimbush (2005)	39
5.	Jordan Todman (2014)	38
6.	Shyrone Stith (2000)	33
7.	Willie Jackson (1997)	32
8.	Maurice Jones-Drew (2007)	31
	Maurice Jones-Drew (2006)	31
10.	Reggie Barlow (1998)	30

### Kickoff Return Yards

1.	Brian Witherspoon (2008)	1,250
2.	Deji Karim (2010)	1,248
3.	Jordan Todman (2014)	972
4.	Derrick Wimbush (2005)	955
5.	Maurice Jones-Drew (2006)	860
6.	David Allen (2003)	831
7.	Maurice Jones-Drew (2007)	811
8.	Shyrone Stith (2000)	785
9.	Reggie Barlow (1998)	747
10.	Jordan Todman (2013)	712

### Kickoff Return Average (min. 15 returns)

1.	Marqise Lee (2016)	30.3
2.	Maurice Jones-Drew (2006)	27.7
3.	Jordan Todman (2013)	27.4
4.	Maurice Jones-Drew (2007)	26.2
5.	Jamal Agnew (2023)	26.1
6.	Jamal Agnew (2022)	26.0
7.	Jordan Todman (2014)	25.6
8.	Elvis Joseph (2001)	25.2
9.	Deji Karim (2010)	25.0
10.	Corey Grant (2017)	24.9
	Reggie Barlow (1998)	24.9

### Kickoff Return Touchdowns

1.	Eight players, last: Jamal Agnew (2021)	1
----	--------------------------------------------	---

### Punt Returns

1.	Alvin Pearman (2005)	49
2.	Reggie Barlow (1998)	43
3.	Damon Gibson (2001)	38
	Reggie Barlow (1999)	38
5.	Reggie Barlow (1997)	36
6.	Mike Thomas (2010)	34
7.	Ace Sanders (2014)	32
	Chris Hudson (2006)	32
	Chris Hudson (1996)	32
10.	Reggie Barlow (2000)	29

### Punt Return Yards

1.	Reggie Barlow (1998)	555
2.	Reggie Barlow (1999)	414
3.	Reggie Barlow (1997)	412
4.	Alvin Pearman (2005)	410
5.	Mike Thomas (2010)	358
6.	Chris Hudson (1996)	348
7.	Damon Gibson (2001)	333
8.	David Allen (2003)	324
9.	Bobby Shaw (2002)	310
10.	Rashad Greene Sr. (2015).	301

### Punt Return Average (min. 15 returns)

1.	Rashad Greene Sr. (2015)	16.7
2.	Dede Westbrook (2018)	14.0
3.	Reggie Barlow (1998)	12.9
4.	Bobby Shaw (2002)	12.4
5.	David Allen (2003)	12.0
6.	Reggie Barlow (1997)	11.4
7.	Brian Witherspoon (2008)	11.3
8.	Reggie Barlow (1999)	10.9
	Chris Hudson (1996)	10.9
10.	Jaydon Mickens (2017)	10.6

### Punt Return Touchdowns

1.	Keelan Cole (2020)	1
	Dede Westbrook (2018)	1
	Jaydon Mickens (2017)	1
	Rashad Greene Sr. (2015)	1
	Mike Thomas (2010)	1
	Bobby Shaw (2002)	1
	Reggie Barlow (1998, 1999)	1

## DEFENSE

### Interceptions

1.	Rashean Mathis (2006)	8
2.	A.J. Bouye (2017)	6
	Marlon McCree (2002)	6
	Aaron Beasley (1999)	6
5.	Reggie Nelson (2007)	5
	Rashean Mathis (2005)	5
	Donovin Darius (2004)	5
	Rashean Mathis (2004)	5
	Deon Figures (1997)	5

### INTs Returned for Touchdown

1.	Rashean Mathis (2008)	2
	Aaron Beasley (1999)	2
3.	Several players tied	1

### Sacks

1.	<b>Josh Hines-Allen (2023)</b>	<b>17.5</b>
2.	Calais Campbell (2017)	14.5
	Yannick Ngakoue (2017)	12.0
	Tony Brackens (1999)	12.0
5.	Tony Brackens (2001)	11.0
6.	<b>Josh Hines-Allen (2019)</b>	<b>10.5</b>
	Calais Campbell (2018)	10.5
	Kevin Hardy (1999)	10.5

### Tackles

1.	<b>Foye Oluokun (2022) *led the NFL*</b>	<b>184</b>
2.	<b>Foyesade Oluokun (2023)</b>	<b>173</b>
3.	Paul Posluszny (2013)	162
4.	Joe Schobert (2020)	141
5.	Paul Posluszny (2012)	139



# SINGLE-SEASON RECORDS

## Takeaways

1.	Donovin Darius (2004)	9
2.	Rashean Mathis (2006)	8
3.	A.J. Bouye (2017)	6
	Marlon McCree (2002)	6
	Aaron Beasley (1999)	6

## FUMBLES

### Fumbles

1.	Blake Bortles (2015)	14
	Blaine Gabbert (2011)	14
	David Garrard (2009)	14
	Mark Brunell (1996)	14

### Fumbles Lost

1.	<b>Trevor Lawrence (2022)</b>	<b>9</b>
2.	David Garrard (2009)	8
3.	<b>Trevor Lawrence (2023)</b>	<b>7</b>
	Gardner Minshew II (2019)	7
5.	Blake Bortles (2016)	6
	Byron Leftwich (2003)	6
7.	Blake Bortles (2015)	5
	Blaine Gabbert (2011)	5

### Forced Fumbles

1.	Tony Brackens (1999)	8
2.	Yannick Ngakoue (2017)	6
	Tony Brackens (1997)	6

### Opponent Fumble Recoveries

1.	Donovin Darius (2004)	4
	Bryan Schwartz (1998)	4



# SINGLE-GAME RECORDS

## SCORING

### Points

1.	James Stewart (Oct. 12, 1997 vs. PHI)	30
2.	Maurice Jones-Drew (Dec. 11, 2011 vs. T.B.)	24
	Fred Taylor (Nov. 19, 2000 at PIT)	24
4.	Several players tied	18

### Touchdowns

1.	James Stewart (Oct. 12, 1997 vs. PHI)	5
2.	Maurice Jones-Drew (Dec. 11, 2011 vs. T.B.)	4
	Fred Taylor (Nov. 19, 2000 at PIT)	4
4.	Several players tied	3

### Field Goals

1.	Josh Scobee (Oct. 10, 2010 at BUF)	5
	Josh Scobee (Nov. 25, 2007 vs. BUF)	5
	Mike Hollis (Sept. 10, 2000 at BAL)	5
	Mike Hollis (Nov. 30, 1997 vs. BAL)	5
	Mike Hollis (Dec. 1, 1996 vs. CIN)	5
6.	Several players tied	4

### Extra Points

1.	Josh Scobee (Dec. 23, 2007 vs. OAK)	7
2.	Josh Lambo (Dec. 17, 2017 vs. HOU)	6
	Jason Myers (Dec. 13, 2015 vs. IND)	6
	Mike Hollis (Dec. 3, 2000 vs. CLE)	6
	Mike Hollis (Nov. 1, 1998 at BAL)	6

## PASSING

### Pass Completions

1.	Mark Brunell (Oct. 20, 1996 at STL)	37
2.	Byron Leftwich (Oct. 10, 2004 at S.D.)	36
3.	Blake Bortles (Oct. 7, 2018 at K.C.)	33
	Blake Bortles (Oct. 27, 2016 at TEN)	33
	Nick Foles (Nov. 17, 2019 at IND)	33
6.	<b>Trevor Lawrence (Oct. 31, 2021 at SEA)</b>	<b>32</b>
	Nick Foles (Nov. 24, 2019 at TEN)	32
	Blake Bortles (Dec. 24, 2017 at S.F.)	32
	Blake Bortles (Nov. 13, 2016 vs. HOU)	32
	Blake Bortles (Oct. 12, 2014 at TEN)	32
10.	Blake Bortles (Sept. 18, 2016 at S.D.)	31

### Pass Attempts

1.	Blake Bortles (Oct. 7, 2018 at K.C.)	61
2.	<b>Trevor Lawrence (Oct. 31, 2021 at SEA)</b>	<b>54</b>
	Blake Bortles (Oct. 27, 2016 vs. TEN)	54
	Byron Leftwich (Oct. 10, 2004 at S.D.)	54
5.	Blake Bortles (Oct. 18, 2015 vs. HOU)	53
6.	Mark Brunell (Oct. 20, 1996 at STL)	52
7.	Blake Bortles (Nov. 12, 2017 vs. LAC)	51
	Chad Henne (Dec. 29, 2013 at IND)	51
	Chad Henne (Dec. 23, 2012 vs. N.E.)	51
10.	<b>Trevor Lawrence (Sept. 13, 2021 at HOU)</b>	<b>51</b>

### Completion % (min. 20 attempts)

1.	Gardner Minshew II (Sept. 13, 2020 vs. IND)	95.0
2.	<b>Trevor Lawrence (Oct. 16, 2022 at IND)</b>	<b>90.9</b>
3.	Gardner Minshew II (Sept. 8, 2019 vs. K.C.)	88.0
4.	Mark Brunell (Sept. 7, 2003 at CAR)	85.2
5.	<b>Trevor Lawrence (Sept. 18, 2022 at IND)</b>	<b>83.3</b>
	Mark Brunell (Oct. 29, 2000 at DAL)	83.3
	Rob Johnson (Aug. 31, 1997 at BAL)	83.3
8.	David Garrard (Dec. 2, 2007 at IND)	82.8
9.	<b>Trevor Lawrence (Jan. 1, 2023 at HOU)</b>	<b>81.0</b>
	David Garrard (Oct. 31, 2010 at DAL)	81.0

### Passing Yards

1.	Mark Brunell (Sept. 22, 1996 at N.E.)	432
2.	Blake Bortles (Oct. 7, 2018 at K.C.)	430
3.	Mark Brunell (Oct. 20, 1996 at STL)	421
4.	Blake Bortles (Sept. 30, 2018 vs. NYJ)	388
5.	Mark Brunell (Sept. 10, 2000 at BAL)	386
6.	Blake Bortles (Dec. 24, 2017 at S.F.)	382
7.	Blake Bortles (Nov. 8, 2015 at NYJ)	381
8.	Blake Bortles (Sept. 16, 2018 vs. N.E.)	376
	Mark Brunell (Sept. 20, 1998 vs. BAL)	376
10.	Gardner Minshew II (Oct. 6, 2019 at CAR)	374
11.	<b>Trevor Lawrence (Dec. 11, 2022 at TEN)</b>	<b>368</b>
	Blake Bortles (Dec. 27, 2015 at N.O.)	368
13.	<b>Trevor Lawrence (Nov. 26, 2023 at HOU)</b>	<b>364</b>

### Passing TDs

1.	Blake Bortles (Dec. 6, 2015 at TEN)	5
2.	Blake Bortles (Sept. 16, 2018 vs. N.E.)	4
	Blake Bortles (Sept. 24, 2017 vs. BAL)	4
	Blake Bortles (Dec. 27, 2015 at N.O.)	4
	Blake Bortles (Oct. 11, 2015 at T.B.)	4
	Chad Henne (Nov. 18, 2012 at HOU)	4
	David Garrard (Oct. 31, 2010 at DAL)	4
	Quinn Gray (Dec. 30, 2007 at HOU)	4
	Mark Brunell (Nov. 29, 1998 at CIN)	4
	<b>Trevor Lawrence (Dec. 18, 2022 vs. DAL)</b>	<b>4</b>

### Interceptions

1.	Mark Brunell (Oct. 20, 1996 at STL)	5
2.	<b>Trevor Lawrence (Dec. 12, 2021 at TEN)</b>	<b>4</b>
	Jake Luton (Nov. 22, 2020 vs. PIT)	4
	Blake Bortles (Oct. 7, 2018 at K.C.)	4
	Luke McCown (Sept. 18, 2011 at NYJ)	4
	David Garrard (Sept. 19, 2010 at S.D.)	4
	David Garrard (Nov. 12, 2006 vs. HOU)	4

### Average Gain Per Attempt (min. 20 attempts)

1.	Blake Bortles (Oct. 22, 2017 at IND)	12.7
2.	David Garrard (Oct. 21, 2010 at DAL)	12.4
3.	Rob Johnson (Aug. 31, 1997 at BAL)	12.3
4.	Byron Leftwich (Oct. 5, 2003 vs. S.D.)	12.0
5.	Mark Brunell (Nov. 1, 1998 at BAL)	11.9
6.	Mark Brunell (Nov. 21, 1999 vs. N.O.)	11.7
7.	Blake Bortles (Dec. 17, 2017 vs. HOU)	11.2

## RUSHING

### Rushing Attempts

1.	Fred Taylor (Sept. 25, 2005 at NYJ)	37
2.	Fred Taylor (Dec. 21, 2003 vs. N.O.)	34
3.	Maurice Jones-Drew (Oct. 18, 2009 vs. STL)	33
4.	Fred Taylor (Nov. 23, 2003 at NYJ)	32
	Fred Taylor (Dec. 17, 2000 at CIN)	32
	Fred Taylor (Dec. 6, 1998 vs. Det.)	32
7.	Maurice Jones-Drew (Dec. 5, 2010 at TEN)	31
	Fred Taylor (Oct. 29, 2000 at DAL)	31

### Rushing Yards

1.	Fred Taylor (Nov. 19, 2000 at PIT)	234
2.	Leonard Fournette (Sept. 29, 2019 at DEN)	225
3.	Fred Taylor (Dec. 21, 2003 vs. N.O.)	194
4.	Maurice Jones-Drew (Dec. 5, 2010 at TEN)	186
5.	Fred Taylor (Dec. 6, 1998 vs. DET)	183
6.	Leonard Fournette (Oct. 8, 2017 at PIT)	181
	Fred Taylor (Dec. 3, 2000 vs. CLE)	181
8.	Maurice Jones-Drew (Sept. 23, 2012 at IND)	177
	Maurice Jones-Drew (Nov. 1, 2009 at TEN)	177



# SINGLE-GAME RECORDS

## Rushing Touchdowns

1.	James Stewart (Oct. 12, 1997 vs. PHI)	5
2.	Nine players, last: Maurice Jones-Drew (Oct. 18, 2009 vs. STL)	4

## Rushing Average (min. 10 attempts)

1.	Maurice Jones-Drew (Dec. 10, 2006 vs. IND)	11.07
2.	Maurice Jones-Drew (Oct. 14, 2007 vs. HOU)	10.42
3.	<b>Travis Etienne Jr. (Oct. 16, 2022 at IND)</b>	<b>8.60</b>
4.	Fred Taylor (Oct. 31, 1999 at CIN)	8.53
5.	James Robinson (Oct. 10, 2021 vs. TEN)	8.30
6.	<b>Travis Etienne Jr. (Oct. 23, 2022 vs. NYG)</b>	<b>8.14</b>
7.	Maurice Jones-Drew (Sept. 24, 2006 at IND)	7.92
8.	Stacey Mack (Dec. 30, 2001 vs. K.C.)	7.81
9.	Fred Taylor (Nov. 19, 2000 at PIT)	7.80

## RECEIVING

### Receptions

1.	Keenan McCardell (Oct. 20, 1996 at STL)	16
2.	Jimmy Smith (Sept. 10, 2000 at BAL)	15
3.	Justin Blackmon (Oct. 13, 2013 at DEN)	14
	Jimmy Smith (Jan. 2, 2000 vs. CIN)	14
5.	Seven times, last: <b>Evan Engram (Dec. 10, 2023 at CLE)</b>	11

### Receiving Yards

1.	Jimmy Smith (Sept. 10, 2000 at BAL)	291
2.	Justin Blackmon (Nov. 18, 2012 at HOU)	236
3.	Keenan McCardell (Oct. 20, 1996 at STL)	232
4.	Jimmy Smith (Nov. 21, 1999 vs. N.O.)	220
5.	Justin Blackmon (Oct. 13, 2013 at DEN)	190
6.	Keelan Cole (Dec. 17, 2017 vs. HOU)	186
7.	Jimmy Smith (Jan. 2, 2000 vs. CIN)	165
8.	DJ Chark Jr. (Oct. 6, 2019 at CAR)	164
	Jimmy Smith (Sept. 22, 1997 vs. PIT)	164
10.	<b>Evan Engram (Dec. 11, 2022 at TEN)</b>	<b>162</b>
	Jimmy Smith (Dec. 1, 1996 vs. CIN)	162

### Receiving TDs

1.	Zay Jones (Dec. 18, 2022 vs. DAL)	3
	Mercedes Lewis (Sept. 24, 2017 vs. BAL)	3
	Allen Robinson (Dec. 6, 2015 at TEN)	3
	Jimmy Smith (Sept. 10, 2000 at BAL)	3
4.	Several players tied	2

### Yards Per Reception (min. 4 receptions)

1.	DJ Chark Jr. (Sept. 8, 2019 vs. K.C.)	36.50
2.	Justin Blackmon (Nov. 18, 2012 at HOU)	33.71
3.	Ernest Wilford (Dec. 24, 2005 at HOU)	29.50
4.	Andre Rison (Sept. 22, 1996 at N.E.)	28.75

## YARDAGE

### Scrimmage Yards

1.	Jimmy Smith (Sept. 10, 2000 at BAL)	291
2.	Fred Taylor (Nov. 19, 2000 at PIT)	248
3.	Leonard Fournette (Sept. 29, 2019 at DEN)	245
4.	Fred Taylor (Sept. 29, 2002 vs. NYJ)	237
5.	Justin Blackmon (Nov. 18, 2012 at HOU)	236
6.	Keenan McCardell (Oct. 20, 1996 at STL)	232
7.	Fred Taylor (Dec. 21, 2003 at N.O.)	225
8.	Maurice Jones-Drew (Nov. 21, 2010 vs. CLE)	220
	Jimmy Smith (Nov. 21, 1999 vs. N.O.)	220
10.	Fred Taylor (Sept. 20, 1998 vs. BAL)	213

## All-Purpose Yards

1.	Maurice Jones-Drew (Dec. 10, 2006 vs. IND)	303
2.	Jimmy Smith (Sept. 10, 2000 at BAL)	291
3.	Maurice Jones-Drew (Oct. 14, 2007 vs. HOU)	260
4.	Fred Taylor (Nov. 19, 2000 at PIT)	248
5.	Leonard Fournette (Sept. 29, 2019 at DEN)	245
6.	Maurice Jones-Drew (Sept. 24, 2006 at IND)	244
7.	Fred Taylor (Sept. 29, 2002 vs. NYJ)	237
8.	Justin Blackmon (Nov. 18, 2012 at HOU)	236
9.	Maurice Jones-Drew (Nov. 23, 2008 vs. MIN)	233
10.	Keenan McCardell (Oct. 20, 1996 at STL)	232

## PUNTING

### Punts

1.	Bryan Anger (Sept. 8, 2013 vs. K.C.)	11
2.	Adam Podlesh (Nov. 16, 2008 vs. TEN)	10
3.	Several players tied	9

### Punts Inside 20 (since 2000)

1.	Bryan Anger (Nov. 17, 2013 vs. ARI)	6
2.	<b>Logan Cooke (Dec. 5, 2021 at LAR)</b>	<b>5</b>
	<b>Logan Cooke (Nov. 14, 2021 at IND)</b>	<b>5</b>
	Brad Nortman (Oct. 1, 2017 at NYJ)	5
	Bryan Anger (Oct. 4, 2015 at IND)	5
	Bryan Anger (Dec. 9, 2012 vs. NYJ)	5
	Bryan Barker (Nov. 9, 1997 vs. K.C.)	5

### Gross Average (min. 4 punts)

1.	<b>Logan Cooke (Sept. 19, 2021 vs. Denver)</b>	<b>56.8</b>
2.	Bryan Anger (Dec. 23, 2012 vs. N.E.)	56.3
3.	Bryan Anger (Oct. 11, 2015 at T.B.)	55.3
4.	Brad Nortman (Oct. 16, 2016 at CHI)	55.0
5.	Brad Nortman (Oct. 2, 2016 vs. IND)	53.8
	Bryan Barker (Oct. 19, 1997 at DAL)	53.8
7.	Bryan Anger (Sept. 9, 2012 at MIN)	53.5
	Bryan Anger (Sept. 23, 2012 at IND)	53.5

### Net Average (min. 4 punts)

1.	Brad Nortman (Oct. 16, 2016 at CHI)	52.2
2.	Bryan Anger (Nov. 4, 2012 vs. DET)	50.5
	<b>Logan Cooke (Jan. 7, 2023 vs. TEN)</b>	<b>50.5</b>
4.	<b>Logan Cooke (Dec. 16, 2018 vs. WAS)</b>	<b>50.2</b>
5.	<b>Logan Cooke (Sept. 25, 2022 at LAC)</b>	<b>50.0</b>
6.	Adam Podlesh (Dec. 23, 2007 vs. OAK)	49.8
7.	<b>Logan Cooke (Dec. 5, 2021 at LAR)</b>	<b>49.4</b>
	<b>Logan Cooke (Oct. 8, 2023 at BUF)</b>	<b>49.4</b>

## RETURNS

### Kickoff Returns

1.	Michael Walker (Nov. 24, 2019 at TEN)	7
	Deji Karim (Oct. 18, 2010 vs. TEN)	7
	Jermaine Lewis (Oct. 10, 2004 at S.D.)	7
	Curtis Marsh Sr. (Nov. 12, 1995 vs. SEA)	7

### Kickoff Return Yards

1.	Reggie Barlow (Oct. 25, 1998 at DEN)	206
2.	Jordan Todman (Sept. 28, 2014 at S.D.)	174
3.	Jordan Todman (Nov. 2, 2014 at CIN)	173
4.	Curtis Marsh Sr. (Nov. 12, 1995 vs. SEA)	169
5.	Deji Karim (Oct. 18, 2010 vs. TEN)	168
6.	Michael Walker (Nov. 24, 2019 at TEN)	157
	Reggie Barlow (Dec. 7, 1997 vs. N.E.)	157
8.	Rashad Jennings (Nov. 18, 2012 at HOU)	149
9.	David Allen (Dec. 14, 2003 at N.E.)	147
	Alvis Whitted (Dec. 26, 1999 at TEN)	147





# SINGLE-GAME RECORDS

## Kickoff Return Average (min. 3 returns)

1.	Maurice Jones-Drew (Nov. 4, 2007 at N.O.)	47.3
2.	Derrick Wimbush (Nov. 27, 2005 at ARI)	46.0
3.	Brian Witherspoon (Sept. 7, 2008 at TEN)	41.3
4.	Randy Jordan (Oct. 13, 1996 vs. NYJ)	39.7
5.	Tiquan Underwood (Sept. 12, 2010 vs. DEN)	38.3

## Kickoff Return TDs

1.	Jamal Agnew (Sept. 20, 2021 vs. DEN)	1
	Marqise Lee (Dec. 18, 2016 at HOU)	1
	Maurice Jones-Drew (Nov. 4, 2007 at N.O.)	1
	Maurice Jones-Drew (Dec. 10, 2006 vs. IND)	1
	Derrick Wimbush (Nov. 27, 2005 at ARI)	1
	Elvis Joseph (Nov. 18, 2001 at PIT)	1
	Alvis Whitted (Dec. 26, 1999 at TEN)	1
	Reggie Barlow (Dec. 7, 1997 vs. N.E.)	1
	Jimmy Smith (Dec. 3, 1995 at DEN)	1

## Punt Returns

1.	Jaydon Mickens (Nov. 12, 2017 vs. LAC)	7
	Alvin Pearman (Dec. 18, 2005 vs. S.F.)	7
	Alvin Pearman (Nov. 13, 2005 vs. BAL)	7
4.	Several players tied	6

## Punt Return Yards

1.	Reggie Barlow (Sept. 13, 1998 vs. K.C.)	134
2.	Keelan Cole (Nov. 15, 2020 at G.B.)	113
3.	Mike Thomas (Dec. 19, 2010 at IND)	99
4.	Dede Westbrook (Dec. 16, 2018 vs. WAS)	84
5.	Jaydon Mickens (Nov. 5, 2017 vs. CIN)	82
	Desmond Howard (Sept. 24, 1995 vs. G.B.)	82
7.	Reggie Barlow (Sept. 20, 1998 vs. BAL)	81
8.	Reggie Barlow (Nov. 21, 1999 vs. N.O.)	80
9.	Reggie Barlow (Nov. 23, 1997 at CIN)	79
10.	Jermaine Lewis (Sept. 19, 2004 vs. DEN)	78
11.	Rashad Greene Sr. (Nov. 19, 2015 vs. TEN)	76

## Punt Return Average (min. 3 returns)

1.	Reggie Barlow (Sept. 13, 1998 vs. K.C.)	44.7
2.	Keelan Cole (Nov. 15 at G.B., 2020)	37.7
3.	Dede Westbrook (Dec. 16, 2018 vs. WAS)	28.0
4.	Jaydon Mickens (Nov. 5, 2017 vs. CIN)	27.3
5.	Reggie Barlow (Nov. 23, 1997 at CIN)	26.3
6.	Reggie Barlow (Nov. 2, 1997 at TEN)	25.3
7.	Mike Thomas (Dec. 19, 2010 at IND)	24.8
8.	Jaydon Mickens (Dec. 10, 2017 vs. SEA)	24.0
9.	Reggie Barlow (Nov. 29, 1998 at CIN)	23.0

## Punt Return TD

1.	Keelan Cole (Nov. 15, 2020 vs. G.B.)	1
	Dede Westbrook (Dec. 16, 2018 vs. WAS)	1
	Jaydon Mickens (Nov. 5, 2017 vs. CIN)	1
	Rashad Greene Sr. (Dec. 13, 2015 vs. IND)	1
	Mike Thomas (Dec. 19, 2010 at IND)	1
	Bobby Shaw (Oct. 6, 2002 vs. PHI)	1
	Reggie Barlow (Nov. 21, 1999 vs. N.O.)	1
	Reggie Barlow (Sept. 13, 1998 vs. K.C.)	1

## DEFENSE

### Tackles

1.	Hardy Nickerson (Nov. 25, 2001 vs. Bal.)	23
2.	Russell Allen (Sept. 16, 2012 vs. Hou.)	22
	Wali Rainer (Oct. 13, 2002 at Ten.)	22
	T.J. Slaughter (Nov. 25, 2001 vs. Bal.)	22
5.	Paul Posluszny (Dec. 19, 2012 at Mia.)	21
	Bryan Schwartz (Dec. 17, 1995 at Det.)	21
7.	Russell Allen (Nov. 18, 2012 at Hou.)	20
	Daryl Smith (Dec. 18, 2010 at Ind.)	20
	Kevin Hardy (Nov. 1, 1998 at Bal.)	20

### Sacks

1.	Calais Campbell (Sept. 10, 2017 at HOU)	4.0
2.	<b>Josh Hines-Allen (Dec. 31, 2023 vs. CAR)</b>	<b>3.0</b>
	<b>Josh Hines-Allen (Oct. 1, 2023 vs. ATL)</b>	<b>3.0</b>
	<b>Josh Hines-Allen (Sept. 10, 2023 vs. IND)</b>	<b>3.0</b>
	Calais Campbell (Sept. 19, 2019 vs. TEN)	3.0
	Chris Clemons (Nov. 23, 2014 at IND)	3.0
	Paul Spicer (Sept. 25, 2005 at NYJ)	3.0
	John Henderson (Oct. 6, 2002 vs. PHI)	3.0
	Kelvin Prichett (Oct. 5, 1997 vs. CIN)	3.0

### Interceptions

1.	Rayshawn Jenkins (Dec. 18, 2022 vs. DAL)	2
	Tre Herndon (Oct. 27, 2019 vs. NYJ)	2
	Jalen Ramsey (Nov. 18, 2018 vs. PIT)	2
	A.J. Bouye (Dec. 10, 2017 vs. SEA)	2
	Tashaun Gipson Sr. (Oct. 8, 2017 at PIT)	2
	Davon House (Nov. 15, 2015 at BAL)	2
	Derek Cox (Oct. 31, 2010 at DAL)	2
	Rashean Mathis (Nov. 5, 2006 vs. TEN)	2
	Rashean Mathis (Sept. 18, 2006 vs. PIT)	2
	Terry Cousin (Nov. 13, 2005 vs. BAL)	2
	Rashean Mathis (Oct. 30, 2005 at STL)	2
	Donovin Darius (Jan. 2, 2005 at OAK)	2
	Rashean Mathis (Dec. 19, 2004 at G.B.)	2
	Marlon McCree (Sept. 15, 2002 at K.C.)	2
	Rayna Stewart (Sept. 10, 2000 at BAL)	2
	Aaron Beasley (Sept. 12, 1999 vs. S.F.)	2
	Deon Figures (Aug. 31, 1997 at BAL)	2

### INTs Returned for Touchdown

1.	<b>Foye Oluokun (Oct. 19, 2023 at N.O.)</b>	<b>1</b>
	<b>Andre Cisco (Oct. 2, 2022 at PHI)</b>	<b>1</b>
	Darius Williams (Oct. 1, 2023 vs. ATL)	1
	Rayshawn Jenkins (Dec. 18, 2022 vs. DAL)	1
	Joe Schobert (Dec. 6, 2020 at MIN)	1
	Yannick Ngakoue (Oct. 20, 2019 at CIN)	1
	Telvin Smith (Dec. 23, 2018 at MIA)	1
	Myles Jack (Sept. 9, 2018 at NYG)	1
	Barry Church (Oct. 8, 2017 at PIT)	1
	Telvin Smith (Oct. 8, 2017 at PIT)	1
	Jalen Ramsey (Dec. 24, 2016 vs. TEN)	1
	Telvin Smith (Oct. 25, 2015 vs. BUF)	1
	Dwayne Gratz (Dec. 28, 2014 at HOU)	1
	Paul Posluszny (Oct. 13, 2013 at DEN)	1
	Rashean Mathis (Sept. 21, 2008 at IND)	1
	Rashean Mathis (Oct. 5, 2008 vs. PIT)	1
	Clint Ingram (Dec. 9, 2007 vs. CAR)	1
	Aaron Glenn (Oct. 28, 2007 at T.B.)	1
	Scott Starks (Nov. 5, 2006 vs. TEN)	1
	Mike Peterson (Nov. 13, 2005 vs. BAL)	1
	Rashean Mathis (Oct. 16, 2005 at PIT)	1



# SINGLE-GAME RECORDS

Tony Brackens (Nov. 28, 1999 at BAL)	1	1.	12 players, last:	1
Aaron Beasley (Sept. 26, 1999 vs. TEN)	1		Calais Campbell (Oct. 6, 2019 at CAR)	
Aaron Beasley (Sept. 12, 1999 vs. S.F.)	1	<b>Blocked Punts</b>		
Mickey Washington (Oct. 22, 1995 at CLE)	1	1.	14 players, last;	1
			Daniel Thomas (Oct. 25, 2020 vs. LAC.)	
<b>Opponent Fumble Recoveries</b>				
1. Telvin Smith Sr. (Nov. 23, 2014 at IND)	2			
Donovin Darius (Sept. 12, 2004 at BUF)	2			
Tony Brackens (Sept. 29, 1996 vs. CAR)	2			
<b>Forced Fumbles</b>				
1. Tony Brackens (Oct. 3, 1999 vs. PIT)	3			
2. Several players tied	2			
<b>Blocked Field Goals</b>				



# ROOKIE RECORDS

## SCORING

### Points (Season)

1.	Fred Taylor (1998)	102
2.	Maurice Jones-Drew (2006)	96
3.	Josh Scobee (2004)	93
4.	Seth Marler (2003)	90
5.	James Robinson (2020)	62
6.	Leonard Fournette (2017)	60
7.	Allen Hurns (2014)	36
8.	Justin Blackmon (2012)	32
9.	Matt Jones (2005)	30
10.	Hayden Epstein (2002)	28

### Touchdowns (Season)

1.	Fred Taylor (1998)	17
2.	Maurice Jones-Drew (2006)	16
3.	James Robinson (2020)	10
4.	Leonard Fournette (2017)	9
5.	Allen Hurns (2014)	6
6.	Matt Jones (2005)	5
	Justin Blackmon (2012)	5

## PASSING

### Pass Completions (Season)

1.	<b>Trevor Lawrence (2021)</b>	<b>359</b>
2.	Gardner Minshew II (2019)	285
3.	Blake Bortles (2014)	280
4.	Byron Leftwich (2003)	239
5.	Blaine Gabbert (2011)	210
6.	Jake Luton (2020)	60
7.	Jonathan Quinn (1998)	34
8.	David Garrard (2002)	32
9.	Rob Johnson (1995)	3
10.	Matt Jones (2005)	2

### Pass Completions (Game)

1.	Blake Bortles (Oct. 12, 2014 at TEN)	32
	<b>Trevor Lawrence (Oct. 31, 2021 at SEA)</b>	<b>32</b>
3.	Blake Bortles (Sept. 28, 2014 at S.D.)	29
4.	<b>Trevor Lawrence (Sept. 13, 2021 at HOU)</b>	<b>28</b>
5.	Gardner Minshew II (Dec. 29, 2019 vs. IND)	27
	Gardner Minshew II(Nov. 3, 2019 vs. HOU)	27
7.	Gardner Minshew II (Oct. 6, 2019 at CAR)	26
	<b>Trevor Lawrence (Dec. 26, 2021 at NYJ)</b>	<b>26</b>
9.	Byron Leftwich (Oct. 12, 2003 vs. MIA)	24
	<b>Trevor Lawrence (Dec. 12, 2021 at TEN)</b>	<b>24</b>

### Pass Attempts (Season)

1.	<b>Trevor Lawrence (2021)</b>	<b>602</b>
2.	Blake Bortles (2014)	475
3.	Gardner Minshew II (2019)	470
4.	Byron Leftwich (2003)	418
5.	Blaine Gabbert (2011)	413
6.	Jonathan Quinn (1998)	64
7.	Jake Luton (2020)	60
8.	David Garrard (2002)	46
9.	Rob Johnson (1995)	7
10.	Matt Jones (2005)	3
11.	LaBrandon Toefield (2003)	2

### Pass Attempts (Game)

1.	<b>Trevor Lawrence (Oct. 31, 2021 at SEA)</b>	<b>54</b>
2.	<b>Trevor Lawrence (Sept. 13, 2021 at HOU)</b>	<b>51</b>
3.	Gardner Minshew II (Nov. 3, 2019 vs. HOU)	47
4.	Blake Bortles (Oct. 12, 2014 at TEN)	46
5.	Gardner Minshew II (Oct. 6, 2019 at CAR)	44
6.	<b>Trevor Lawrence (Nov. 28, 2021 vs. ATL)</b>	<b>42</b>
	Blaine Gabbert (Oct. 2, 2011 vs. N.O.)	42
	Byron Leftwich (Oct. 12, 2003 vs. MIA)	42

### Passing Yards (Season)

1.	<b>Trevor Lawrence (2021)</b>	<b>3,641</b>
2.	Gardner Minshew II (2019)	3,271
3.	Blake Bortles (2014)	2,908
4.	Byron Leftwich (2003)	2,819
5.	Blaine Gabbert (2011)	2,214
6.	Jake Luton (2020)	624
7.	Jonathan Quinn (1998)	387
8.	David Garrard (2002)	231

### Passing Yards (Game)

1.	Gardner Minshew II (Oct.. 6, 2019 at CAR)	374
2.	Blake Bortles (Oct. 12, 2014 at TEN)	336
	Byron Leftwich (Oct. 5, 2003 vs. S.D.)	336
4.	<b>Trevor Lawrence (Sept. 13, 2021 at HOU)</b>	<b>332</b>
5.	<b>Trevor Lawrence (Oct. 17, 2021 vs. MIA)</b>	<b>319</b>
6.	Gardner Minshew II(Nov. 3, 2019 vs. HOU)	309
7.	Jake Luton (Nov. 8, 2020 vs. HOU)	304
8.	Gardner Minshew II (Dec. 30, 2019 vs. IND)	295
9.	Blake Bortles (Nov. 9, 2014 vs. DAL)	290
10.	Byron Leftwich (Dec. 14, 2003 at N.E.)	288

### Passing TDs (Season)

1.	Gardner Minshew II (2019)	21
2.	Byron Leftwich (2003)	14
3.	Blaine Gabbert (2011)	12
	<b>Trevor Lawrence (2021)</b>	<b>12</b>
4.	Blake Bortles (2014)	11
6.	Jake Luton (2020)	2
	Jonathan Quinn (1998)	2
8.	David Garrard (2002)	1
	Ace Sanders (2013)	1

### Passing TDs (Game)

1.	<b>Trevor Lawrence (Sept. 13, 2021 at HOU)</b>	<b>3</b>
	Gardner Minshew II(Dec. 29, 2019 vs. IND)	3
	Gardner Minshew II (Oct. 27, 2019 vs. NYJ)	3
4.	12 times, last:	2
	Gardner Minshew II (Dec. 19, 2019 at OAK)	

### Interceptions (Season)

1.	<b>Trevor Lawrence (2021)</b>	<b>17</b>
2.	Blake Bortles (2014)	17
3.	Byron Leftwich (2003)	16
4.	Blaine Gabbert (2011)	11
5.	Gardner Minshew II (2019)	6
6.	Jake Luton (2020)	4
7.	Jonathan Quinn (1998)	3
8.	David Garrard (2002)	2
9.	Rob Johnson (1995)	1

### Interceptions (Game)

1.	Jake Luton (Nov. 20, 2020 vs. PIT)	4
2.	<b>Trevor Lawrence (Sept. 13, 2021 at HOU)</b>	<b>3</b>
	Blake Bortles (Oct. 19, 2014 vs. CLE)	3
	Byron Leftwich (Oct. 12, 2003 vs. MIA)	3
	Byron Leftwich (Sept. 28, 2003 at HOU)	3



# ROOKIE RECORDS

## RUSHING

### Rushing Attempts (Season)

1.	Leonard Fournette (2017)	268
2.	Fred Taylor (1998)	264
2.	James Robinson (2020)	240
4.	T.J. Yeldon (2015)	182
5.	Maurice Jones-Drew (2006)	166
6.	James Stewart (1995)	137
7.	Elvis Joseph (2001)	68
8.	Gardner Minshew II (2019)	67
9.	Greg Jones (2004)	62
10.	Blake Bortles (2014)	56

### Rushing Attempts (Game)

1.	Fred Taylor (Dec. 6, 1998 vs. DET)	32
2.	Leonard Fournette (Nov. 19, 2017 at CLE)	28
	Leonard Fournette (Oct. 8, 2017 at PIT)	28
4.	Fred Taylor (Nov. 8, 1998 vs. CIN)	27
5.	Leonard Fournette (Sept. 10, 2017 at HOU)	26
6.	James Robinson (Nov. 8, 2020 vs. HOU)	25
	T.J. Yeldon (Sept. 20, 2015 vs. MIA)	25
	Maurice Jones-Drew (Dec. 17, 2006 at TEN)	25
	Fred Taylor (Sept. 27, 1998 at TEN)	25
10.	Leonard Fournette (Dec. 10, 2017 vs. SEA)	24
	Leonard Fournette (Oct. 1, 2017 at NYJ)	24

### Rushing Yards (Season)

1.	Fred Taylor (1998)	1,223
2.	James Robinson (2020)	1,070
3.	Leonard Fournette (2017)	1,040
4.	Maurice Jones-Drew (2006)	941
5.	T.J. Yeldon (2015)	740
6.	James Stewart (1995)	525
7.	Blake Bortles (2014)	419
8.	Gardner Minshew II (2019)	344
9.	Elvis Joseph (2001)	294
10.	LaBrandon Toefield (2003)	212

### Rushing Yards (Game)

1.	Fred Taylor (Dec. 6, 1998 vs. DET)	183
2.	Leonard Fournette (Oct. 8, 2017 at PIT)	181
3.	Maurice Jones-Drew (Dec. 10, 2006 vs. IND)	166
4.	Maurice Jones-Drew (Dec. 24, 2006 vs. N.E.)	131
5.	Leonard Fournette (Oct. 15, 2017 vs. LAR)	130
6.	Fred Taylor (Nov. 15, 1998 vs. T.B.)	128
	Fred Taylor (Sept. 20, 1998 vs. BAL)	128
8.	James Robinson (Nov. 29, 2020 vs. CLE)	128
9.	James Robinson (Oct. 25, 2020 at LAC)	119
10.	Fred Taylor (Nov. 8, 1998 vs. CIN)	118
11.	Fred Taylor (Sept. 27, 1998 at TEN)	116
12.	T.J. Yeldon (Oct. 25, 2015 vs. BUF)	115

### Rushing TDs (Season)

1.	Fred Taylor (1998)	14
2.	Maurice Jones-Drew (2006)	13
3.	Leonard Fournette (2017)	9
4.	James Robinson (2020)	7
5.	Greg Jones (2004)	3
6.	<b>Tank Bigsby (2023)</b>	2
	T.J. Yeldon (2015)	2
	Storm Johnson (2014)	2
	Byron Leftwich (2003)	2
	LaBrandon Toefield (2003)	2
	David Garrard (2002)	2
	James Stewart (1995)	2

### Rushing TDs (Game)

1.	Fred Taylor (Nov. 15, 1998 vs. T.B.)	3
2.	James Robinson (Sept. 24, 2020 vs. MIA)	2
	Leonard Fournette (Oct. 8, 2017 at PIT)	2
	Maurice Jones-Drew (Dec. 24, 2006 vs. N.E.)	2
	Maurice Jones-Drew (Dec. 10, 2006 vs. IND)	2
	Maurice Jones-Drew (Oct. 8, 2006 vs. NYJ)	2
	David Garrard (Oct. 13, 2002 at Ten.)	2
	Fred Taylor (Dec. 6, 1998 vs. Det.)	2
	Fred Taylor (Oct. 12, 1998 vs. Mia.)	2
	Fred Taylor (Oct. 12, 1998 vs. MIA)	2

## RECEIVING

### Receptions (Season)

1.	Justin Blackmon (2012)	64
2.	Laviska Shenault Jr. (2020)	58
3.	Allen Hurns (2014)	51
	Ace Sanders (2013)	51
5.	James Robinson (2020)	49
6.	Allen Robinson (2014)	48
	Mike Thomas (2009)	48
8.	Maurice Jones-Drew (2006)	46
9.	Fred Taylor (1998)	44
10.	Keelan Cole (2017)	42

### Receptions (Game)

1.	Pete Mitchell (Nov. 19, 1995 at T.B.)	10
2.	Fred Taylor (Sept. 20, 1998 vs. BAL)	9
3.	Allen Robinson (Oct. 12, 2014 at TEN)	8
	Ace Sanders (Dec. 1, 2013 at CLE)	8
	Ace Sanders (Nov. 17, 2013 vs. ARI)	8
	Zach Miller (Jan. 3, 2010 at CLE)	8
7.	Several players tied	7

### Receiving Yards (Season)

1.	Justin Blackmon (2012)	865
2.	Keelan Cole (2017)	748
3.	Allen Hurns (2014)	677
4.	Laviska Shenault Jr. (2020)	600
5.	Allen Robinson (2014)	548
6.	Pete Mitchell (1995)	527
7.	Ace Sanders (2013)	484
8.	Mike Thomas (2009)	453
9.	Maurice Jones-Drew (2006)	436
10.	Matt Jones (2005)	432
11.	Marqise Lee (2014)	422

### Receiving TDs (Season)

1.	Allen Hurns (2014)	6
2.	Laviska Shenault Jr. (2020)	5
	Justin Blackmon (2012)	5
	Matt Jones (2005)	5
5.	Keelan Cole (2017)	3
	Fred Taylor (1998)	3

### Yards Per Reception (Season) (min. 25 receptions)

1.	Keelan Cole (2017)	17.8
2.	Justin Blackmon (2012)	13.5
3.	Allen Hurns (2014)	13.3
4.	Pete Mitchell (1995)	12.9
5.	Dede Westbrook (2017)	12.6
6.	Matt Jones (2005)	12.0
7.	Allen Robinson (2014)	11.4
	Marqise Lee (2014)	11.4
9.	Laviska Shenault Jr. (2020)	10.2
10.	Reggie Williams (2004)	9.9





# ROOKIE RECORDS

## Yards Per Reception (Game) (min. 4 receptions)

1.	Justin Blackmon (Nov. 18, 2012 at HOU)	33.7
2.	Allen Hurns (Sept. 7, 2014 at PHI)	27.5
3.	Keelan Cole (Dec. 17, 2017 vs. HOU)	26.6
4.	Collin Johnson (Nov. 29, 2020 vs. CLE)	24.0
5.	Matt Jones (Nov. 13, 2005 vs. BAL)	23.4
6.	T.J. Yeldon (Dec. 6, 2015 at TEN)	19.8
7.	Allen Robinson (Sept. 14, 2014 at Was.)	18.8

## 100-Yard Receiving Games (Season)

1.	Keelan Cole (2017)	2
	Allen Hurns (2014)	2
3.	Justin Blackmon (2012)	1
	Matt Jones (2005)	1
	Pete Mitchell (1995)	1

## YARDAGE

### Scrimmage Yards (Season)

1.	Fred Taylor (1998)	1,644
2.	James Robinson (2020)	1,414
3.	Maurice Jones-Drew (2006)	1,377
4.	Leonard Fournette (2017)	1,342
5.	T.J. Yeldon (2015)	1,019
6.	Justin Blackmon (2012)	888
7.	Keelan Cole (2017)	748
8.	James Stewart (1995)	715
9.	Allen Hurns (2014)	677

### All-Purpose Yards (Season)

1.	Maurice Jones-Drew (2006)	2,250
2.	Fred Taylor (1998)	1,653
3.	Brian Witherspoon (2008)	1,442
4.	Deji Karim (2010)	1,418
5.	James Robinson (2020)	1,414
6.	Leonard Fournette (2017)	1,342
7.	Mike Thomas (2009)	1,301
8.	David Allen (2003)	1,223

## DEFENSE

### Tackles (Season)

1.	Bryan Schwartz (1995)	161
2.	Kevin Hardy (1996)	130
3.	Clint Ingram (2006)	117
4.	<b>Devin Lloyd (2022)</b>	<b>115</b>
5.	Akin Ayodele (2002)	108
	T.J. Slaughter (2000)	108

### Tackles (Game)

1.	Bryan Schwartz (Dec. 17, 1995 at Det.)	21
2.	Bryan Schwartz (Dec. 24, 1995 vs. Cle.)	19
3.	Bryan Schwartz (Dec. 10, 1995 vs. Ind.)	17

### Sacks (Season)

1.	<b>Josh Hines-Allen (2019)</b>	<b>10.5</b>
2.	Yannick Ngakoue (2016)	8.0
3.	Tony Brackens (1996)	7.0
4.	John Henderson (2002)	6.5
5.	Kevin Hardy (1996)	5.5
6.	Tyson Alualu (2010)	3.5
	Derrick Harvey (2008)	3.5
	Bobby McCray (2004)	3.5
9.	Chris Smith (2014)	3.0
	Akin Ayodele (2002)	3.0
	Larry Smith (1999)	3.0

### Interceptions (Season)

1.	Reggie Nelson (2007)	5
2.	Derek Cox (2009)	4
3.	<b>Devin Lloyd (2022)</b>	<b>3</b>
4.	Several players tied	2
	Last: <b>Antonio Johnson (2023)</b>	

### Takeaways (Season)

1.	Derek Cox (2009)	5
	Reggie Nelson (2007)	5
	Fernando Bryant (1999)	5



# OPPONENT RECORDS

## SCORING

Points		
1.	Derrick Henry, Tennessee (Dec. 6, 2018)	24
2.	Jeff Reed, Pittsburgh (Dec. 1, 2002)	19

Touchdowns		
1.	Derrick Henry, Tennessee (Dec. 6, 2018)	4
2.	Several players tied, last: J. Mixon, CIN, 2020	3

## PASSING

Pass Completions		
1.	Matt Schaub, Houston (Nov. 18, 2012)	43
2.	Matt Ryan, Indianapolis (Oct. 16, 2022)	42
3.	Philip Rivers (Sept. 13, 2020)	36
4.	Drew Brees, New Orleans (Nov. 4, 2007)	35
5.	Jon Kitna, Dallas (Oct. 31, 2010)	34
	Joe Flacco, Baltimore (Nov. 15, 2015)	34

Pass Attempts		
1.	Matt Ryan, Indianapolis (Oct. 16, 2022)	58
2.	Derek Carr, New Orleans (Oct. 19, 2023)	55
	Gardner Minshew, Indianapolis (Oct. 15, 2023)	55
	Ben Roethlisberger, Pittsburgh (Oct. 8, 2017)	55
	Matt Schaub, Houston (Nov. 18, 2012)	55
6.	Andrew Luck, Indianapolis (Dec. 2, 2018)	52
7.	Peyton Manning, Indianapolis (Dec. 10, 2006)	50
	Shane Matthews, Washington (Nov. 10, 2002)	50
	Vinny Testaverde, Baltimore (Nov. 24, 1996)	50
	Rich Gannon, Kansas City (Nov. 9, 1997)	50

Passing Yards		
1.	Matt Schaub, Houston (Nov. 18, 2012)	527
2.	Drew Brees, New Orleans (Nov. 4, 2007)	445
3.	Peyton Manning, Indianapolis (Sept. 25, 2000)	440
4.	Carson Palmer, Arizona (Nov. 17, 2013)	419
5.	Drew Brees, New Orleans (Dec. 27, 2015)	412

Touchdown Passes		
1.	Matt Schaub, Houston (Nov. 18, 2012)	5
	Tony Banks, Baltimore (Sept. 10, 2000)	5
	Steve McNair, Tennessee (Dec. 26, 1999)	5
4.	Several players tied, last: (P. Mahomes, KC, 2022)	4

Interceptions Thrown		
1.	Ben Roethlisberger, Pittsburgh (Oct. 8, 2017)	5
2.	Jon Kitna, Dallas (Oct. 31, 2010)	4

## RUSHING

Rushing Attempts		
1.	Terry Allen, Washington (Sept. 28, 1997)	36
2.	Several players tied; last: (A. Foster, HOU, 2011)	33

Rushing Yards		
1.	Jonathan Taylor, Indianapolis (Jan. 3, 2021)	253
2.	Derrick Henry, Tennessee (Dec. 6, 2018)	238
3.	Chris Johnson, Tennessee (Nov. 1, 2009)	228
4.	Derrick Henry, Tennessee (Dec. 13, 2020)	215
5.	Arian Foster, Houston (Jan. 2, 2011)	180
6.	Steven Jackson, St. Louis (Oct. 30, 2005)	179
7.	Two times, last: Christian McCaffrey, Carolina (Oct. 6, 2019)	176

Rushing Touchdowns		
1.	Derrick Henry, Tennessee (Dec. 6, 2018)	4

Longest Rush		
1.	Derrick Henry, Tennessee (Dec. 6, 2018)	99t
2.	Chris Johnson, Tennessee (Nov. 1, 2009)	89t
3.	Marcus Mariota, Tennessee (Dec. 6, 2015)	87t
4.	Joey Galloway, Seattle (Nov. 12, 1995)	86t
5.	Christian McCaffrey, Carolina (Oct. 6, 2019)	84t

## RECEIVING

Receptions		
1.	Reggie Wayne, Indianapolis (Oct. 3, 2010)	15
2.	David Boston, San Diego (Oct. 5, 2003)	14
	Andre Johnson, Houston (Nov. 18, 2012)	14
	Tim Brown, Oakland (Dec. 21, 1997)	14
5.	Michael Pittman, Indianapolis (Oct. 16, 2022)	13
	Andre Johnson, Houston (Dec. 5, 2013)	13
	Wes Welker, New England (Dec. 27, 2009)	13

Receiving Yards		
1.	Andre Johnson, Houston (Nov. 18, 2012)	273
2.	Josh Gordon, Cleveland (Dec. 1, 2013)	261
3.	Albert Connell, Washington (Oct. 22, 2000)	211
4.	Sammy Watkins, Kansas City (Sept. 8, 2019)	198
5.	Terrell Owens, Buffalo (Nov. 22, 2009)	197

Receiving Touchdowns		
1.	Several players tied, last: (S. Watkins, K.C., 2019)	3

Longest Receptions		
1.	Terrell Owens, Buffalo (Nov. 22, 2009)	98t
2.	Josh Gordon, Cleveland (Dec. 1, 2013)	95t
3.	Michael Floyd, Arizona (Nov. 17, 2013)	91t
4.	Austin Ekeler, L.A. Chargers (Dec. 8, 2019)	84t
5.	Kevin Curtis, St. Louis (Oct. 30, 2005)	83

## YARDAGE

Scrimmage Yards		
1.	Andre Johnson, Houston (Nov. 18, 2012)	273
2.	Josh Gordon, Cleveland (Dec. 1, 2013)	261
3.	Jonathan Taylor, Indianapolis (Jan. 3, 2021)	254
4.	Chris Johnson, Tennessee (Nov. 1, 2009)	239
5.	Derrick Henry, Tennessee (Dec. 6, 2018)	238

All-Purpose Yards		
1.	Andre Johnson, Houston (Nov. 18, 2012)	273
2.	Ridel Anthony, Tampa Bay (Nov. 15, 1998)	269
3.	Josh Gordon, Cleveland (Dec. 1, 2013)	261
4.	Eddy Drummond, Detroit (Nov. 14, 2004)	257
5.	Andre Davis, Houston (Dec. 30, 2007)	255

## KICKING

Field Goals		
1.	Jeff Reed, Pittsburgh (Dec. 1, 2002)	6
2.	Adam Vinatieri, New England (Sept. 22, 1996)	5
	Matt Stover, Baltimore (Oct. 8, 2000)	5

Longest Field Goals		
1.	Jason Elam, Denver (Oct. 25, 1998)	63
2.	Phil Dawson, Arizona (Nov. 26, 2017)	57
3.	Matt Gay, Indianapolis (Oct. 15, 2023)	56
	Ka'imi Fairbairn, Houston (Oct. 9, 2022)	56
	Greg Zuerlein, L.A. Rams (Oct. 15, 2017)	56
6.	Dustin Hopkins, Cleveland (Dec. 10, 2023)	55
	Blair Walsh, Minnesota (Sept. 9, 2010)	55



# OPPONENT RECORDS

## Extra Points

- Several players tied, last: 6  
(M. Badgley, LAC, 2019)

## Most Blocked Kicks (FGs, PATs)

- Several players tied, last: 1  
(W. Anderson, HOU, 2023)

## PUNTING

### Punts

- Chris Gardocki, Cleveland (Dec. 3, 2000) 12
- Shane Lechler, Houston (Dec. 17, 2017) 11  
Riley Dixon, Denver (Dec. 4, 2016) 11

### Gross Average (min. 4 punts)

- Craig Hentrich, Tennessee (Nov. 4, 2001) 57.5
- Ryan Allen, New England (Sept. 16, 2018) 55.5
- Marquette King, Oakland (Oct. 23, 2016) 54.6

### Inside The 20 (min. 5 punts)

- Several players tied, last: 5  
(T. Morstead, N.O., 2019)

## DEFENSE

### Tackles

- Zaire Franklin, Indianapolis (Sept. 10, 2023) 17  
Anthony Walker, Indianapolis (Dec. 29, 2019) 17  
D'Qwell Jackson, Indianapolis (Oct. 10, 2015) 17  
Steven Tulloch, Tennessee (Dec. 5, 2010) 17

### Sacks

- Ryan Kerrigan, Washington (Sept. 14, 2014) 4.0  
Connor Barwin, Houston (Nov. 27, 2011) 4.0
- John Abraham, Atlanta (Dec. 15, 2011) 3.5  
Whitney Mercilus, Houston (Jan. 3, 2016) 3.5

### Interceptions

- Samari Rolle, Tennessee (Dec. 26, 1999) 3
- Several players tied; last: 2  
(M. Emerson, CLE, 12/10/23)

### Longest Interception Returns

- Anthony Henry, Cleveland (Dec. 16, 2001) 97t
- Anthony Parker, St. Louis (Oct. 20, 1996) 92t
- Kemal Ishmael, Atlanta (Dec. 20, 2015) 84
- Adam Jones, Tennessee (Dec. 17, 2006) 83t

## RETURNS

### Punt Returns

- Jacoby Jones, Houston (Nov. 27, 2011) 7  
Dexter McCluster, Kansas City (Sept. 8, 2013) 7  
Andre Roberts, Washington (Sept. 14, 2014) 7
- Several players tied, last: 6  
(D. Carter, HOU, 2018)

### Punt Return Yards

- Eddie Drummond, Detroit (Nov. 14, 2004) 199
- Darius Reynaud, Tennessee (Dec. 30, 2012) 160
- Roscoe Parrish, Buffalo (Nov. 26, 2006) 104
- Steve Smith, Carolina (Sept. 9, 2003) 102

### Longest Punt Returns

- Eddie Drummond, Detroit (Nov. 14, 2004) 83t
- Peter Warrick, Cincinnati (Dec. 17, 2000) 82t  
Terrence Wilkins, Indianapolis (Sept. 24, 2006) 82t  
Roscoe Parrish, Buffalo (Nov. 26, 2006) 82t

### Kickoff Returns

- MarTey Jenkins, Arizona (Dec. 10, 2000) 8  
Nate Jacquet, Minnesota (Dec. 23, 2001) 8  
Justin Miller, N.Y. Jets (Oct. 8, 2006) 8

### Kickoff Return Yards

- Andre Davis, Houston (Dec. 30, 2007) 234
- Glyn Milburn, Chicago (Sept. 6, 1998) 197
- Adam Jones, Tennessee (Nov. 20, 2005) 196

### Longest Kickoff Returns

- Andre Davis, Houston (Dec. 30, 2007) 104t
- Pharoh Cooper, L.A. Rams (Oct. 25, 2017) 103t
- Andre Davis, Houston (Dec. 30, 2007) 97t
- Aaron Bailey, Indianapolis (Dec. 10, 1995) 95t
- Chad Simpson, Indianapolis (Dec. 17, 2009) 93t

